



# BUTLER

## 2014-15 MEN'S BASKETBALL

FOR IMMEDIATE RELEASE

Sent 4/10/15

### 2014-15 Butler Men's Basketball Schedule/Results

Date	Opponent	Time (ET)/Result
<b>November</b>		
1	CHICAGO (Exhibition)	W, 88-45
8	FRANKLIN (Exhibition)	W, 98-43
<b>Regular Season</b>		
15	MAINE (FOX Sports 2)	W, 99-57
18	CHATTANOOGA (FS2)	W, 70-48
22	LOYOLA, MD (FS2)	W, 80-39
<b>Battle 4 Atlantis</b>		
26	#5/6 North Carolina% (ESPN 2)	W, 74-66
27	#rv/21 Oklahoma% (ESPN)	L, 46-59
28	Georgetown% (ESPN)	W, 64-58
<b>December</b>		
3	At Indiana State (WNDY 23)	W, 77-54
6	NORTHWESTERN (FOX)	W, 65-56
8	KENNESAW STATE (FS1)	W, 93-51
14	At Tennessee (ESPN)	L, 55-67
20	Indiana# (FS1)	L, 73-82
22	UT-MARTIN (FS1)	W, 64-37
28	BELMONT (FS1)	W, 67-56
31	At #6/5 Villanova* (FS1)	L, 55-67
<b>January</b>		
3	At #15/17 St. John's* (CBS SN)	W, 73-69
6	PROVIDENCE* (CBS SN)	L, 62-66
10	XAVIER* (FSN)	W, 88-76
13	At #21/21 Seton Hall* (FS1)	W, 79-75 (OT)
17	At Georgetown* (FS1)	L, 59-61
21	CREIGHTON* (FS1)	W, 64-61
25	#24 SETON HALL* (FSN)	W, 77-57
31	At Marquette* (FSN)	W, 72-68 (OT)
<b>February</b>		
3	ST. JOHN'S* (FS1)	W, 85-62
7	DePAUL* (FS1)	W, 83-73
14	#6/6 VILLANOVA* (CBS SN)	L, 65-68
16	At Creighton* (FS1)	W, 58-56
21	At Xavier* (FOX Sports Net)	L, 56-73
25	MARQUETTE* (FS1)	W, 73-52
28	At DePaul* (FS2)	W, 67-53
<b>March</b>		
3	GEORGETOWN* (FS1)	L, 54-60
7	At #24/23 Providence* (FS1)	W, 68-64
12	Xavier** (FS1)	L, 61-67 (OT)
19	Texas+ (CBS)	W, 56-48
21	#8 Notre Dame+ (CBS)	L, 64-67 (OT)

%--Battle 4 Atlantis, Nassau, Bahamas

#--Crossroads Classic, Bankers Life Fieldhouse.

\*--BIG EAST game.

\*\*--BIG EAST Tournament Presented by New York Life, Madison Square Garden, New York, N.Y.

+--NCAA Tournament.

### Bulldogs Complete Remarkable Turnaround Season

**BOUNCING BACK:** It began with Butler relegated to second division status in the BIG EAST. It ended with the Bulldogs in the Round of 32 in the 2015 NCAA Men's Basketball Championship. In between, the Bulldogs engineered one of the most remarkable turnarounds in BIG EAST conference history. Butler, coming off a 14-17 campaign and a ninth place finish in the conference, was picked to tie for seventh place in the annual preseason poll of BIG EAST coaches. Then, right before the start of the season, head coach Brandon Miller requested and was granted a medical leave of absence. Under the direction of interim head coach **Chris Holtmann**, the Bulldogs jumped out to a 10-3 start, including a victory over #5/6 North Carolina and a third place finish in the rugged Battle 4 Atlantis. That momentum helped spark Butler to four more "Top 25" wins, a tie for second place in the BIG EAST and a No. 6 seed in the 2015 NCAA Men's Basketball Championship. The Bulldogs posted a win over Texas, 56-48, in the second round of the national tournament, before falling to #8 Notre Dame, 67-64 in overtime, in the round of 32. Butler finished the season with a 23-11 record, matching the 11th-highest single season win total in school history. Holtmann, who was named Butler's permanent head coach in January, became just the third coach in school history to lead the Bulldogs to the NCAA Tournament in his first season. Butler's climb from 4-14 in the BIG EAST in 2013-14 to 12-6 in the conference this season tied the fourth-best turnaround (+8) in BIG EAST history!

**Butler recorded its 20th NCAA Tournament victory in 2014-15.**

**BONUS PLAY:** The Bulldogs advanced to post-season play for the 16th time in 19 years with their 2014-15 NCAA bid. Butler earned berths in the NCAA Division I Men's Basketball Championship in 1997, 1998, 2000, 2001, 2003, 2007, 2008, 2009, 2010, 2011, 2013 and 2015, and to the National Invitation Tournament in 1999, 2002 and 2006. In 2012, the Bulldogs advanced to the semifinals of the College Basketball

### 2014-15 Butler Resume

- 23-11, 12-6 BIG EAST
- NCAA Tournament (Round of 32)
- 2nd-T BIG EAST Regular Season
- Third place, Battle 4 Atlantis
- Five "Top 25" wins
  - No. 5/6 North Carolina
  - No. 15/17 St. John's
  - No. 21 Seton Hall
  - No. 24 Seton Hall
  - No. 24/23 Providence
- Highest A.P. Ranking: 15
- Highest USA Today Ranking: 18
- Tied the fourth-best turnaround (+8) in BIG EAST history.
- Tied the 11th-highest single season win total in school history.

Invitational. Butler's post-season record since 1997 is 24-16. (18-12 NCAA, 4-3 NIT, 2-1 CBI).

**TOP TWENTY:** The 2014-15 Bulldogs became the 20th Butler team to record 20 victories in a season with a win over Marquette on Feb. 25. Butler has won at least 20 games in nine of the past 10 campaigns, including a school-record 33 victories in 2009-10. **Chris Holtmann** became the fourth head coach in Butler history to win 20 games in his first season.

**RANKING WINS:** Butler's five wins against teams ranked in the "Top 25" in 2014-15 matched the most "Top 25" wins in school history. The Bulldogs defeated #5/6 North Carolina at the Battle 4 Atlantis and picked up victories over #15/17 St. John's, #21 Seton Hall, #24 Seton Hall and #24/23 Providence during the BIG EAST season. The five ranked wins tied the 2009-10 Butler team, which defeated #13 Ohio State, #25 UTEP, #4 Syracuse, #7 Kansas State and #13 Michigan State on the way to the national championship game.

## Butler Quick Facts



### Butler University

**Location:** Indianapolis, Ind.  
**Founded:** 1855  
**Enrollment:** 4,126  
**Nickname:** Bulldogs  
**Conference:** BIG EAST  
**Home Court:** Hinkle Fieldhouse  
**Capacity:** 9,100  
**President:** James Danko  
**Athletic Director:** Barry Collier  
**SID:** Jim McGrath (jmcgrath@butler.edu)  
**Asst. SID:** Kit Stetzel (cbstetzel@butler.edu)  
**Website:** www.butlersports.com

### Team Information

**Head Coach:** Chris Holtmann  
 Taylor '94  
 23-11/First season at Butler  
 66-65/Four seasons overall  
**Assistant Coaches:**  
 Terry Johnson (IPFW '98)  
 Michael Lewis (Indiana '00)  
 Emerson Kampen (Butler '13)  
**Coordinator of Basketball Operations:**  
 Brandon Crone (Butler '07)  
**Athletic Trainer:** Ryan Galloy (Butler '00)

**2014-15 Record:** 23-11

**Home:** 13-3

**Away:** 7-4

**Neutral:** 3-4

**2014-15 BIG EAST Record:** 12-6

**2014-15 BIG EAST Season Finish:** 2nd-tie

**2014-15 BIG EAST Tournament:** 5th-tie

**Longest Win Streak:** 5

**Longest Losing Streak:** 2

**Highest National Ranking:**

A.P. - No. 15 (Dec. 8)

USA Today: No. 18 (Feb. 9)

**NCAA Tournament Appearances:** 13

1962, 1997, 1998, 2000, 2001, 2003,  
 2007, 2008, 2009, 2010; 2011, 2013, 2015

**NCAA Tournament Record:** 20-13

**Best NCAA Finish:**

2nd, 2010, 2011

**Last NCAA Win:**

Butler 56, Texas 48, Second Round, 2015

**Butler was 5-4 against teams ranked in the "Top 25" in 2014-15.**

**POLLING DATA:** The Bulldogs ended the season with a No. 24 national ranking in the Associated Press National Poll and a No. 23 national rank in the USA Today Coaches Poll. Butler, which began the season without a mention in either national poll, was among teams receiving votes or ranked in the "Top 25" in 16 of the 17 weeks since Dec. 1. The Bulldogs climbed as high as No. 15 (Dec. 8) in the A.P. poll and No. 18 (Feb. 9) in the USA Today poll.

**Butler has been ranked in the "Top 25" in seven of the past nine seasons.**

**NCAA RECAP:** Butler was knocking at the door of the NCAA "Sweet 16" in its third round game against Notre Dame, but three attempts for the win in the closing seconds of regulation came up short and the Bulldogs wound up falling in overtime. With the game tied at 59-59, Butler held the ball for the final possession. Junior **Roosevelt Jones** missed a lay-up with five seconds remaining, but a turnover returned the ball to the Bulldogs. Junior **Kellen Dunham** had a shot blocked out of bounds with 0:00.6 left, and senior **Kameron Woods** came up short on a tip attempt at the buzzer. The Fighting Irish jumped in front in the overtime period and held on behind a couple of key three-point field goals. Two nights earlier, Butler used a strong defense and a solid performance at the free throw line to defeat Texas, 56-48, and advance to the third round of the Tournament. The Bulldogs, who led for 32 minutes of the game, secured the win with a 12-5 run in the final two minutes of the game. Dunham started the decisive run with a free throw and a three-point field goal. The Bulldogs then held on by hitting eight of 10 at the charity stripe in the final minute. Butler converted only five field goals in the second half, but hit 19 of 26 free throw attempts in the final 20 minutes to secure the victory. The Bulldogs held Texas to its lowest scoring output of the season.

**POINTING UP:** Butler scoring leader **Kellen Dunham**, who led all players with 20 points in the Butler-Texas game, boosted his season scoring total to 561 points during the NCAA Tournament. That total stands as the sixth-highest single season scoring production by a Butler junior, 30 points behind A. J. Graves (2006-07) in the No. 5 spot. Dunham scored in double-figures in 30 games this season and boosted his career total for twin-digit scoring performances to 72. His performance against Texas was the ninth time this season that he scored at least 20 points in a game.

**Kellen Dunham finished third in the BIG EAST in scoring in 2014-15 (16.5).**

### Butler's Top Single Season Win Totals

Year	Coach	Wins
2009-10	Brad Stevens	33
2007-08	Brad Stevens	30
2006-07	Todd Lickliter	29
2010-11	Brad Stevens	28
2002-03	Todd Lickliter	27
2012-13	Brad Stevens	27
2008-09	Brad Stevens	26
2001-02	Todd Lickliter	26
2000-01	Thad Matta	24
1921-22	Harlan O. "Pat" Page	24
2014-15	Chris Holtmann	23
1999-00	Barry Collier	23
1996-97	Barry Collier	23

**TRIPLE THREAT:** **Kellen Dunham** extended his streak of consecutive games with a three-point field goal to 18 straight with two three-pointers against Texas and two more against Notre Dame. The 6-6 guard hit at least one three-point field goal in 32 of 34 games in 2014-15 and has had a three-pointer in 87 career games. He sits in sole possession of fifth place on Butler's all-time list for three-point field goals with 212 career three-pointers.

**1,000-POINT CLUB:** Juniors **Kellen Dunham** and **Roosevelt Jones** both scored their 1,000th career point in 2014-15. Dunham reached the 1,000-point plateau in Butler's game at Tennessee in December, while Jones reached the milestone at home in the Bulldogs' victory over Marquette. The last time Butler had two players score their 1,000th career point in the same season was in 2006, when both Avery Sheets and Bruce Horan topped the mark. Dunham stands in 14th place on Butler's all-time scoring list with 1,411 career points, 28 points shy of Bobby Plump (1954-58) in the No. 13 position. Jones is 34th on the all-time list with 1,077 career points, nine points behind Sheets.

**BOARD ACTION:** Senior **Kameron Woods** grabbed 24 rebounds in the NCAA Tournament, including a game-high 15 boards against Notre Dame, and finished his career in second place on Butler's all-time rebounding list. He closed out his four seasons with 953 rebounds, just five shy of the school record held by Daryl Mason (1971-74). Woods became just the third player in Butler basketball history to record 900 career rebounds in the Bulldogs' home game against Georgetown, joining Mason and Jeff Blue (953 rebounds, 1961-64). The 6-9 forward led the Bulldogs in rebounding in 18 of his final 20 games and in 27 contests overall in 2014-15.

**Kameron Woods led the BIG EAST in rebounding (9.9) in 2013-14 and 2014-15.**



2014-15 Final  
BIG EAST Conference Standings

BIG EAST	Conference	All Games
Villanova	16-2	33-2
Georgetown	12-6	22-11
Butler	12-6	23-11
Providence	11-7	22-12
St. John's	10-8	21-12
Xavier	9-9	23-14
Seton Hall	6-12	16-15
DePaul	6-12	12-20
Creighton	4-14	14-19
Marquette	4-14	13-19

2014-15 All-BIG EAST Team  
First Team

*Kellen Dunham, Butler*  
D'Vauntes Smith-Rivera, Georgetown  
Kris Dunn, Providence  
LaDontae Henton, Providence  
D'Angelo Harrison, St. John's  
Ryan Arcidiacono, Villanova  
Darrun Hilliard, Villanova

Second Team

*Roosevelt Jones, Butler*  
Matt Carlino, Marquette  
Sterling Gibbs, Seton Hall  
Sir'Dominic Pointer, St. John's  
Matt Stainbrook, Xavier

Honorable Mention

Billy Garrett, Jr., DePaul  
Daniel Ochefu, Villanova  
JayVaughn Pinkston, Villanova

All-Rookie Team

Isaac Copeland, Georgetown  
L. J. Peak, Georgetown  
Duane Wilson, Marquette  
Angel Delgado, Seton Hall  
Isaiah Whitehead, Seton Hall  
Trevon Bluiett, Xavier

Player of the Year

Ryan Arcidiacono, Villanova  
Kris Dunn, Providence

Rookie of the Year

Angel Delgado, Seton Hall

Coach of the Year

Jay Wright, Villanova

Defensive Player of the Year

Kris Dunn, Providence  
Sir'Dominic Pointer, St. John's

Most Improved Player

Sir'Dominic Pointer, St. John's

Sixth Man

Josh Hart, Villanova

Sportsmanship Award

Alex Barlow, Butler

Scholar-Athlete of the Year

Alex Barlow, Butler

**STEAL MAN:** Senior **Alex Barlow** led the Bulldogs with four steals in the NCAA Tournament and finished the year with a share of the Butler single season record for thefts. Barlow capped his career with 74 thefts in 2014-15, matching the school record set by Thomas Jackson in 2001-02. The 6-0 point-guard had at least one steal in Butler's last 17 games and in 31 total games this year. He finished his career in third place on Butler's all-time list for steals with 185.

**BIG WEEKEND:** Senior **Alex Barlow** didn't reach his dream of playing in the Final Four, but he did have a prominent presence during the tournament's final weekend. On Thursday, April 2, the Butler senior finished runner-up in the State Farm Three-Point Championship at Hinkle Fieldhouse, losing to Kevin Pangos of Gonzaga by a single point. One day later, he was named recipient of the Senior CLASS Award, given annually to the outstanding senior student-athlete in Division I men's basketball. The award focuses on notable achievements in four areas of excellence: classroom, community, character and competition. Barlow was the fourth Butler player since 2011 to be named a finalist for the award, joining Matt Howard (2011), Ronald Nored (2012) and Andrew Smith (2013), and the first to win it. The Senior CLASS Award capped off an impressive stretch that saw Barlow named Academic All-America, receive the BIG EAST Sportsmanship Award and be chosen BIG EAST Scholar-Athlete of the Year for the second straight season.

**STAR PERFORMANCE:** Senior **Kameron Woods** finished his season in the NABC College All-Star Game at Lucas Oil Stadium, and he turned in the kind of performance that Butler fans have come to appreciate. The 6-9 Butler forward, playing for the East Team, led all players with 14 rebounds, including 11 defensive boards. He added two points, three assists and two blocked shots in his 17-minute stint.

**HONOR SQUADS:** Juniors **Kellen Dunham** and **Roosevelt Jones** were named to a pair of postseason teams in March. Dunham was tabbed first team and Jones was named second team on the 2014-15 All-BIG EAST Team. The two Butler players then were picked second team on the 2015 NABC Division I All-District V Team.

**LEAGUE FAVORITE:** Junior **Roosevelt Jones** picked up all-conference recognition in his third different league this season. Jones, who was named second team All-BIG EAST, previously had been named to the Atlantic 10 Conference All-Defensive Team in 2012-13 and the Horizon League All-Newcomer Team in 2011-12. Jones missed the 2013-14 season with a wrist injury.

2015 BIG EAST Tournament  
Presented by New York Life  
Madison Square Garden, New York, N.Y.



Opening Round  
Wednesday, March 11

**Game 1**  
#9 Marquette 78, #8 Seton Hall 56  
**Game 2**  
#10 Creighton 78, #7 DePaul 63

Quarterfinals  
Thursday, March 12

**Game 5**  
#1 Villanova 84, #9 Marquette 49  
**Game 6**  
#4 Providence 74, #5 St. John's 57  
**Game 7**  
#2 Georgetown 60, #10 Creighton 55  
**Game 8**  
#6 Xavier 74, #3 Butler 61 (OT)

Semifinals  
Friday, March 13

**Game 9**  
#1 Villanova 65, #4 Providence 63  
**Game 10**  
#6 Xavier 63, #2 Georgetown 61

Championship  
Saturday, March 14

#1 Villanova 69, #6 Xavier 52

2015 BIG EAST

**All-Tournament Team**  
Josh Hart, Villanova (MVP)  
Darrun Hilliard, Villanova  
Dylan Ennis, Villanova  
Jalen Reynolds, Xavier  
D'Vauntes Smith-Rivera, Georgetown  
Kris Dunn, Providence

Villanova received the BIG EAST automatic bid to the 2015 NCAA Men's Basketball Championship.

BIG EAST Teams in the  
2015 NCAA Men's Basketball Championship

Villanova	Providence
Georgetown	St. John's
Butler	Xavier

## Butler in the NCAA Tournament

2015

**Second Round, Pittsburgh, Pa., 3/19/15**  
Butler 56, Texas 48  
**Third Round, Pittsburgh, Pa., 3/21/15**  
Notre Dame 67, Butler 74 (OT)

2013

**Second Round, Lexington, Ky., 3/21/13**  
Butler 68, Bucknell 56  
**Third Round, Lexington, Ky., 3/23/13**  
Marquette 74, Butler 72

2011

**Second Round, Washington, D.C., 3/17/11**  
Butler 60, Old Dominion 58  
**Third Round, Washington, D.C., 3/19/11**  
Butler 71, Pittsburgh 70  
"Sweet 16", New Orleans, La., 3/24/11  
Butler 61, Wisconsin 54  
"Elite Eight", New Orleans, La., 3/26/11  
Butler 74, Florida 71 (OT)  
**Final Four, Houston, Texas, 4/2/11**  
Butler 70, VCU 62

**2011 National Championship  
Reliant Center, Houston, Texas**  
Connecticut 53, Butler 41

2010

**First Round, San Jose, Calif., 3/18/10**  
Butler 77, UTEP 59  
**Second Round, San Jose, Calif., 3/20/10**  
Butler 54, Murray State 52  
"Sweet 16", Salt Lake City, Utah, 3/25/10  
Butler 63, Syracuse 59  
"Elite Eight", Salt Lake City, Utah, 3/27/10  
Butler 63, Kansas State 56  
**Final Four, Indianapolis, Ind., 4/3/10**  
Butler 52, Michigan State 50  
**2010 National Championship  
Lucas Oil Stadium, Indianapolis, Ind.**  
4/5/10  
Duke 61, Butler 59

2009

**First Round, Greensboro, N.C., 3/19/09**  
LSU 75, Butler 71

2008

**First Round, Birmingham, Ala., 3/21/08**  
Butler 81, South Alabama 61  
**Second Round, Birmingham, Ala., 3/23/08**  
Tennessee 76, Butler 71 (OT)

2007

**First Round, Buffalo, N.Y., 3/15/07**  
Butler 57, Old Dominion 46  
**Second Round, Buffalo, N.Y., 3/17/07**  
Butler 62, Maryland 59  
"Sweet 16", St. Louis, Mo., 3/23/07  
Florida 65, Butler 57

2003

**First Round, Birmingham, Ala., 3/21/03**  
Butler 47, Mississippi State 46  
**Second Round, Birmingham, Ala., 3/23/03**  
Butler 79, Louisville 71  
"Sweet 16", Albany, N.Y., 3/28/03  
Oklahoma 65, Butler 54

2001

**First Round, Kansas City, Mo., 3/16/01**  
Butler 79, Wake Forest 63  
**Second Round, Kansas City, Mo., 3/18/01**  
Arizona 73, Butler 52

2000

**First Round, Winston-Salem, N.C., 3/17/00**  
Florida 69, Butler 68 (OT)

1998

**First Round, Lexington, Ky., 3/13/98**  
New Mexico 79, Butler 62

1997

**First Round, Detroit, Mich., 3/13/97**  
Cincinnati 86, Butler 69

1962

**First Round, Lexington, Ky., 3/12/62**  
Butler 56, Bowling Green 55  
**Regional Semifinals, Iowa City, Iowa, 3/16/62**  
Kentucky 81, Butler 60  
**Regional Consolation, 3/17/62**  
Butler 87, Western Kentucky 86 (OT)



## TOURNAMENT NOTES

•Butler is 20-13 all-time in NCAA Tournament play. The Bulldogs are 17-8 with two trips to the Final Four and two additional "Sweet 16" appearances in their last eight visits to the NCAA national championship.

•The Bulldogs made their first NCAA Tournament appearance in 1962 and then went 35 years before earning a second tournament berth. Butler's 2015 bid was the team's 12th in 19 years.

•In a five-year span (2011-2015), Butler made three NCAA Tournament appearances representing three different conferences. The Bulldogs were members of the Horizon League when they reached the NCAA Tournament in 2011. They then earned a tournament berth in their one season in the Atlantic 10 Conference (2013), and in 2015 they reached that national tournament as a member of the BIG EAST.

•Butler became the first team in NCAA history to reach the Final Four in consecutive years as a No. 3 seed or lower. The Bulldogs were seeded No. 5 when they reached the national title game in 2010 and they were a No. 8 seed when they advanced to the national championship game in 2011.

•The Bulldogs were the first team in NCAA Tournament history to defeat both a No. 1 and a No. 2 seed before the Final Four in consecutive years. Butler beat top-seeded Pittsburgh in the third round of the 2011 tournament and then defeated No. 2 seed Florida in the Southeast Regional championship game. In 2010, Butler beat top-seeded Syracuse in the West Regional semifinals and then upended No. 2 seed Kansas State in the regional championship.

•Butler is one of 12 schools to reach the Final Four in consecutive years since the tournament expanded to 64 teams in 1985. The other 11 are Duke, Kentucky, Louisville, Michigan State, Maryland, Kansas, North Carolina, Florida, UCLA, Michigan and UNLV.

## Butler's NCAA Tournament Seeds

1962
At-Large selection, no seeds announced
1997
Automatic qualifier, #14 seed
1998
Automatic qualifier, #13 seed
2000
Automatic qualifier, #12 seed
2001
Automatic qualifier, #10 seed
2003
At-Large selection, #12 seed
2007
At-Large selection, #5 seed
2008
Automatic qualifier, #7 seed
2009
At-Large selection, #9 seed
2010
Automatic qualifier, #5 seed
2011
Automatic qualifier, #8 seed
2013
At-Large selection, #6 seed
2015
At-Large selection, #6 seed

## Butler All-Time NCAA Tournament Scoring Leaders

Player (Years)	Games	Points
Shelvin Mack (2009-11)	13	232
Matt Howard (2008-11)	15	172
Gordon Hayward (2009-10)	7	107
A. J. Graves (2007-08)	5	87
Andrew Smith (2010-13)	11	73
Joel Cornette (2000-03)	6	71
Shawn Vanzant (2008-11)	15	70
Pete Campbell (2007-08)	5	70
Willie Veasley (2007-10)	11	62

## Current Bulldogs In NCAA Tournament Play

	Scoring			
	G	Pts.	Avg.	High
Roosevelt Jones	4	51	12.8	23
Kellen Dunham	4	34	8.5	20
Andrew Chrabascz	2	27	13.5	20
Alex Barlow	4	23	5.8	10
Kameron Woods	4	23	5.8	9
Kelan Martin	2	10	5.0	7
Tyler Wideman	2	0	0.0	0

	Rebounding			
	G	Reb.	Avg.	High
Kameron Woods	4	38	9.5	15
Alex Barlow	4	20	5.0	8
Roosevelt Jones	4	14	3.5	5
Andrew Chrabascz	2	8	4.0	5
Kellen Dunham	4	8	2.0	3
Kelan Martin	2	0	0.0	0
Tyler Wideman	2	0	0.0	0

	Assists			
	G	Ast.	Avg.	High
Roosevelt Jones	4	14	3.5	4
Alex Barlow	4	5	1.3	3
Kameron Woods	4	5	1.3	2
Andrew Chrabascz	2	4	2.0	3
Kellen Dunham	4	3	0.8	2
Kelan Martin	2	0	0.0	0
Tyler Wideman	2	0	0.0	0

# Butler NCAA Tournament Records

## Single Game

### Individual

**Most Points:** 30, Shelvin Mack vs. Pittsburgh, 2011  
**Most Field Goals:** 10, Shelvin Mack vs. Pittsburgh, 2011  
**Most Field Goal Attempts:** 22, Tom Bowman vs. Kentucky, 1962  
**Best Field Goal Pct. (10 Att.):** .818 (9-11), Pete Campbell vs. South Alabama, 2008  
**Most Three-Point Field Goals:** 8, Darnell Archey vs. Louisville, 2003; Pete Campbell vs. South Alabama, 2008  
**Most Three-Point Field Goal Attempts:** 13, Shelvin Mack vs. Florida, 2011  
**Best Three-Point Field Goal Pct. (5 Att.):** .889 (8-9), Darnell Archey vs. Louisville, 2003  
**Most Free Throws:** 11, Matt Howard vs. VCU, 2011  
**Most Free Throw Attempts:** 13, Matt Howard vs. LSU, 2009  
**Best Free Throw Pct. (5 Att.):** 1.000 (8-8), Gordon Hayward vs. Duke, 2010; Andrew Chrabascz vs. Notre Dame, 2015  
**Most Rebounds:** 16, Andrew Smith vs. Bucknell, 2013  
**Most Assists:** 9, Mike Monserez vs. Louisville, 2003  
**Most Steals:** 5, A. J. Graves vs. Tennessee, 2008  
**Most Blocked Shots, Game:** 3, Joel Cornette vs. Florida, 2000; Alex Barlow vs. Marquette, 2013; Kameron Woods vs. Notre Dame, 2015

### Team

**Most Points (Win):** 87 vs. Western Kentucky (86)-OT, 1962  
**Most Points, Regulation Game:** 81 vs. South Alabama, 2008  
**Fewest Points (Win):** 47 vs. Mississippi State (46), 2003  
**Fewest Points (Loss):** 41 vs. Connecticut (53), 2011  
**Biggest Margin of Victory:** 20 (81-61) vs. South Alabama, 2008  
**Field Goals:** 38 vs. Western Kentucky, 1962  
**Field Goal Attempts:** 75 vs. Western Kentucky, 1962  
**Field Goal Pct.:** .522 (24-46) vs. Kentucky, 1962  
**Free Throws:** 25 vs. Bucknell, 2013  
**Free Throw Attempts:** 32 vs. Cincinnati, 1997  
**Free Throw Pct. (15 made):** .893 (25-28) vs. Bucknell, 2013  
**Three-Point Field Goals:** 15 vs. South Alabama, 2008  
**Three-Point Field Goal Attempts:** 33 vs. Florida, 2011; vs. Connecticut, 2011  
**Three-Point Field Goal Pct. (5 made):** .636 (14-22) vs. Louisville, 2003  
**Rebounds:** 48 vs. VCU, 2011  
**Assists:** 21 vs. Louisville, 2003  
**Steals:** 13 vs. Cincinnati, 1997; vs. Syracuse, 2010  
**Turnovers:** 20 vs. Kansas State, 2010  
**Blocked Shots:** 8 vs. Marquette, 2013

## Tournament

### Individual

**Most Points:** 122, Shelvin Mack, 2011 (6 games)  
**Most Field Goals:** 39, Shelvin Mack, 2011 (6 games)  
**Most Field Goal Attempts:** 89, Shelvin Mack, 2011 (6 games)  
**Best Field Goal Pct. (15 Att.):** .684 (13-19), Pete Campbell, 2008 (3 games)  
**Most Three-Point Field Goals:** 23, Shelvin Mack, 2011 (6 games)  
**Most Three-Point Field Goal Attempts:** 57, Shelvin Mack, 2011 (6 games)  
**Best Three-Point Field Goal Pct. (10 Att.):** .688 (11-16), Darnell Archey, 2003 (3 games)  
**Most Free Throws:** 37, Gordon Hayward, 2010 (6 games)  
**Most Free Throw Attempts:** 45, Gordon Hayward, 2010 (6 games)  
**Best Free Throw Pct. (10 Att.):** .850 (34-40), Matt Howard, 2011 (6 games)  
**Most Rebounds:** 42, Gordon Hayward, 2010 (6 games); Matt Howard, 2011 (6 games)  
**Most Assists:** 20, Ronald Nored, 2010 (6 games)  
**Most Steals:** 16, Ronald Nored, 2010 (6 games)  
**Most Blocked Shots:** 4, Gordon Hayward, 2010 (6 games); Alex Barlow, 2013 (2 games)

### Team

**Most Points:** 377, 2011 (6 games)  
**Most Points Per Game:** 76.0, 2008 (2 games)  
**Field Goals:** 122, 2011 (6 games)  
**Field Goal Attempts:** 334, 2011 (6 games)  
**Field Goal Pct.:** .461 (82-178), 1962 (3 games)  
**Free Throws:** 88, 2010 (6 games)

**Free Throw Attempts:** 130, 2010 (6 games)  
**Free Throw Pct.:** .852 (23-27), 2001 (2 games)  
**Three-Point Field Goals:** 50, 2011 (6 games)  
**Three-Point Field Goal Attempts:** 160, 2011 (6 games)  
**Three-Point Field Goal Pct.:** .444 (24-54), 2008 (2 games)  
**Rebounds:** 221, 2011 (6 games)  
**Assists:** 54, 2010 (6 games)  
**Steals:** 48, 2010 (6 games)  
**Blocked Shots:** 11, 2013 (2 games)

## All-Time

### Individual

**Most Games:** 15, Matt Howard, 2008-11; Shawn Vanzant, 2008-11; Zach Hahn, 2008-11  
**Most Points:** 232, Shelvin Mack (13 games, 2009-11)  
**Most Rebounds:** 83, Matt Howard (15 games, 2008-11)  
**Most Assists:** 35, Shelvin Mack (13 games, 2009-11)

### BUTLER'S ALL-TIME NCAA TOURNAMENT SINGLE GAME HIGHS Scoring

30, Shelvin Mack vs. Pittsburgh, 2011  
 27, Shelvin Mack vs. Florida, 2011  
 26, Pete Campbell vs. South Alabama, 2008  
 26, Darnell Archey vs. Louisville, 2003  
 25, Shelvin Mack vs. UTEP, 2010  
 24, Rotnei Clarke vs. Marquette, 2013  
 24, Shelvin Mack vs. VCU, 2011  
 23, Roosevelt Jones vs. Notre Dame, 2015  
 23, Gerry Williams vs. W. Kentucky, 1962  
 22, Gordon Hayward vs. Kansas State, 2010  
 22, Matt Howard vs. LSU, 2009  
 21, A. J. Graves vs. Tennessee, 2008  
 21, Joel Cornette vs. Oklahoma, 2003  
 21, Tom Bowman vs. W. Kentucky, 1962  
 20, Kellen Dunham vs. Texas, 2015  
 20, Andrew Chrabascz vs. Notre Dame, 2015  
 20, Matt Howard vs. Wisconsin, 2011  
 20, Andrew Graves vs. Florida, 2000  
 20, Gerry Williams vs. Kentucky, 1962

### Rebounding

16, Andrew Smith vs. Bucknell, 2013  
 15, Kameron Woods vs. Notre Dame, 2015  
 12, Matt Howard vs. Wisconsin, 2011  
 12, Jeff Blue vs. Bowling Green, 1962  
 11, Jeff Blue vs. Kentucky, 1962  
 11, Tom Bowman vs. Bowling Green, 1962  
 10, Mike Green vs. Old Dominion, 2007  
 10, Joel Cornette vs. Louisville, 2003  
 9, Kameron Woods vs. Texas, 2015  
 9, Andrew Smith vs. Connecticut, 2011  
 9, Khyle Marshall vs. VCU, 2011  
 9, Shelvin Mack vs. Connecticut, 2011  
 9, Willie Veasley vs. UTEP, 2010  
 9, Gordon Hayward vs. Kansas State, 2010  
 9, Gordon Hayward vs. Michigan State, 2010

### Assists

9, Mike Monserez vs. Louisville, 2003  
 8, Jeff Rogers vs. New Mexico, 1998  
 6, Ronald Nored vs. Murray State, 2010  
 6, A. J. Graves vs. South Alabama, 2008  
 6, Brandon Miller vs. Louisville, 2003  
 6, Jeff Rogers vs. Cincinnati, 1997

### Butler Coaches NCAA Tournament Record

	Yrs.	W	L	Pct.
Brad Stevens (2008, 2009, 2010, 2011, 2013)	5	12	5	.706
Todd Lickliter (2003, 2007)	2	4	2	.667
Paul D. "Tony" Hinkle (1962)	1	2	1	.667
Chris Holtmann (2015)	1	1	1	.500
Thad Matta (2001)	1	1	1	.500
Barry Collier (1997, 1998, 2000)	3	0	3	.000
Total	13	20	12	.625

### Butler 2014-15 Statistics

#### Double-Figures Scoring

Kellen Dunham	30
Roosevelt Jones	23
Alex Barlow	14
Andrew Chrabascz	14
Kameron Woods	12
Kelan Martin	11
Austin Etherington	1
Jackson Aldridge	1

#### 30-39 Points

Andrew Chrabascz	1
------------------	---

#### 20-29 Points

Kellen Dunham	9
Roosevelt Jones	5
Kelan Martin	1
Alex Barlow	1
Andrew Chrabascz	1

#### Double-Figures Rebounding

Kameron Woods	17
Roosevelt Jones	2

#### Double-Doubles

Kameron Woods	8
Roosevelt Jones	1

#### Games Led Butler In Scoring

Kellen Dunham	17
Roosevelt Jones	9
Andrew Chrabascz	5
Alex Barlow	4
Kelan Martin	2
Kameron Woods	1

#### Games Led Butler In Rebounding

Kameron Woods	27
Roosevelt Jones	4
Alex Barlow	3
Tyler Wideman	2
Andrew Chrabascz	1
Kelan Martin	1

### BULLDOG BITS:

•Head Coach **Chris Holtmann** posted the fourth-highest win total for a first-year Butler coach, trailing only Brad Stevens (30), Todd Lickliter (26) and Thad Matta (24).

•**Chris Holtmann** was named a semifinalist for the Naismith Coach of the Year Award and a finalist for the Jim Phelan Coach of the Year Award.

•**Kameron Woods** ranked first in the BIG EAST and tenth in the NCAA Division I in total rebounds (337).

•**Kameron Woods** finished first in the BIG EAST in defensive rebounds (6.9) and second in offensive rebounds (3.0).

•**Kameron Woods** posted the second-highest single season rebounding total in Butler history with 337 rebounds in 2014-15. Daryl Mason set the Butler single season record with 354 rebounds in 1972-73.

•**Kameron Woods** posted Butler's second-highest single game NCAA total for rebounds with 15 against Notre Dame.

•**Kameron Woods** teed Butler's eighth-highest single game NCAA total for rebounds with nine against Texas.

•**Kameron Woods** finished fourth on Butler's all-time list for blocked shots (125). He led the Bulldogs in blocked shots in each of his four seasons.

•**Alex Barlow** started 67 consecutive games for the Bulldogs over his final two seasons. The former walk-on started 89 career games.

•**Alex Barlow** wound up second in the BIG EAST and 15th in the NCAA Division I in total steals (74).

•**Alex Barlow** ranked second in the BIG EAST and 15th in the NCAA Division I in steals per game (2.18).

•**Alex Barlow** finished ninth in the BIG EAST in three-point field goals (1.7). He hit more three-pointers (57) as a senior than he did in his first three seasons combined.

•**Alex Barlow** matched his season-high with eight rebounds against Texas. He had 13 rebounds in Butler's two NCAA games.

•**Kellen Dunham** finished third in the BIG EAST in three-point field goals made (2.3). He hit a season-high six three-point field goals in a victory over St. John's in January.

•**Kellen Dunham** ranked fifth in the BIG EAST in three-point field goal shooting (.410), one of just six players to shoot better than 40% from beyond the three-point arc.

•**Kellen Dunham** wound up third in the BIG EAST in free throw shooting (.850). He hit ten of 13 free throws in Butler's two NCAA Tournament games.

•**Kellen Dunham** became the 12th Butler player to score 20 points in an NCAA Tournament game with his performance against Texas. He tied Butler's 14th-highest NCAA single game scoring total.

•**Roosevelt Jones** made his 101st consecutive start for the Bulldogs against Notre Dame in the NCAA Tournament.

•**Roosevelt Jones** finished second in the BIG EAST in minutes played (35.5). **Alex Barlow** was eighth (33.9) and **Kellen Dunham** finished ninth (33.9).

•**Roosevelt Jones** ranked 12th in the BIG EAST in scoring (12.7), 18th in rebounding (5.2) and sixth in assists (3.7).

•**Roosevelt Jones** finished tenth in the BIG EAST in offensive rebounds (2.1).

### Butler Career Statistics Returning Players

#### Double-Figures Scoring

Kellen Dunham	72
Roosevelt Jones	55
Kameron Woods	31
Alex Barlow	22
Andrew Chrabascz	21
Kelan Martin	11
Jackson Aldridge	5
Austin Etherington	1

#### 30-39 Points

Kellen Dunham	2
Andrew Chrabascz	1

#### 20-29 Points

Kellen Dunham	17
Roosevelt Jones	7
Andrew Chrabascz	2
Kelan Martin	1
Alex Barlow	1

#### Double-Figures Rebounding

Kameron Woods	37
Roosevelt Jones	10
Alex Barlow	1

#### Double-Doubles

Kameron Woods	16
Roosevelt Jones	7

#### Games Led Butler In Scoring

Kellen Dunham	40
Roosevelt Jones	19
Andrew Chrabascz	6
Alex Barlow	5
Kameron Woods	3
Kelan Martin	2

#### Games Led Butler In Rebounding

Kameron Woods	66
Roosevelt Jones	27
Kellen Dunham	6
Alex Barlow	6
Andrew Chrabascz	2
Tyler Wideman	2
Kelan Martin	1

•**Roosevelt Jones** tied Butler's 8th-highest NCAA Tournament single game scoring total with 23 points against Notre Dame.

•**Roosevelt Jones** is tied for 10th on Butler's all-time list for assists (310).

•**Roosevelt Jones** became the 16th player in Butler history to record 1,000 career points and 500 career rebounds.

### BUTLER'S BIG EAST WEEKLY HONORS

#### BIG EAST Player of the Week/Rookie of the Week

Feb. 9	Kellen Dunham (Player of the Week)
March 9	Kelan Martin (Rookie of the Week)

#### BIG EAST Weekly Honor Roll

Nov. 24	Kellen Dunham
Dec. 1	Kellen Dunham
Dec. 8	Roosevelt Jones
Dec. 29	Kellen Dunham
Jan. 5	Kellen Dunham
Jan. 12	Alex Barlow
Jan. 19	Roosevelt Jones
Jan. 25	Roosevelt Jones
Feb. 2	Andrew Chrabascz
March 2	Kellen Dunham
March 9	Kameron Woods

## BUTLER IN THE POLLS 2014-15

	AP	USA Today
Preseason	NR	NR
Nov. 17	NR	NR
Nov. 24	NR	NR
Dec. 1	23	RV (29)
Dec. 8	15	19
Dec. 15	23	25
Dec. 22	RV (39)	RV (40)
Dec. 29	NR	NR
Jan. 5	RV (28)	RV (34)
Jan. 12	RV (38T)	NR
Jan. 19	RV (36T)	RV (38T)
Jan. 26	25	RV (31)
Feb. 2	22	22
Feb. 9	18	18
Feb. 16	19	19
Feb. 23	23	23
Mar. 2	21	21
Mar. 9	22	22
Mar. 16	24	23
Postseason	--	23

•Sophomore **Andrew Chrabascz** averaged 17.8 points during Butler's five-game BIG EAST winning streak in late January/early February, before suffering a broken bone in his right hand against Villanova.

•**Andrew Chrabascz** had 20 points against Notre Dame in his second NCAA Tournament game. He's one of just 14 Butler players to score 20 points in a game in the NCAA Tournament.

•**Andrew Chrabascz** tied Butler's NCAA Tournament record for best free throw percentage with his eight for eight performance against Notre Dame. Gordon Hayward hit eight of eight free throws against Duke in 2010.

### 2014-15 Butler Quick View

#### Most Points

99 vs. Maine

#### Most Points, First Half

52 vs. Kennesaw State

#### Most Points, Second Half

56 vs. Maine

#### Biggest Margin of Victory

42 points vs. Maine (99-57)

42 points vs. Kennesaw State (93-51)

#### Biggest Margin of Defeat

17 points at Xavier (73-56)

#### Biggest Deficit

29 points at Xavier (71-42)

#### Biggest Halftime Lead

25 points vs. Kennesaw State (52-27)

#### Biggest Halftime Deficit

12 vs. Oklahoma (36-24)

#### Biggest Deficit Overcome

11 points vs. Belmont (27-16)

#### Biggest Second Half Deficit Overcome

10 points at Marquette (55-45)

•**Andrew Chrabascz** posted a career-high with his eight free throws made against Notre Dame.

•**Andrew Chrabascz** played a career-high 41 minutes against Notre Dame in the NCAA Tournament.

•**Andrew Chrabascz** ranked 19th in the BIG EAST in scoring (11.2).

•**Andrew Chrabascz** posted Butler's highest single game scoring total in 2014-15 with 30 points against Marquette.

•Freshman **Kelan Martin** scored seven points in 15 minutes against Texas in his first NCAA Tournament appearance.

•All five Butler starters played at least 40 minutes in the Bulldogs' NCAA Tournament game against Notre Dame. Senior **Kameron Woods** played all 45 minutes.

•Butler had a season-low five turnovers against Texas in the NCAA Tournament. It was a record-low total for games played at CONSOL Energy Center.

•Butler led the BIG EAST and ranked 26th in the NCAA in rebounding margin (+5.6). The Bulldogs out-rebounded 25 of 34 opponents in 2014-15.

•Butler ranked first in the BIG EAST in def. rebounding percentage (.747) and second in off. rebounding percentage (.347).

•Butler finished third in the BIG EAST and 26th in the NCAA Division I in three-point field goal percentage defense (.307). It's the top three-point field goal percentage defense mark in school history.

•The Bulldogs wound up second in the BIG EAST in scoring defense (61.0) in 2014-15.

•Butler finished second in the BIG EAST in scoring margin (+8.0).

•The Bulldogs were second in the BIG EAST in three-point field goal percentage (.356).

•Butler continued its NCAA Tournament streak of never losing as the higher-seeded team with its victory over Texas.

•Butler has had a single-digit seed in its last seven NCAA Tournament appearances.

•Butler has 18 wins in its last nine trips to the NCAA Tournament.

•Butler had the 31st best turnaround in the NCAA Division I in 2014-15.

## National Polls

### Associated Press Poll (March 16, 2015)

Rank	Team	Record	Points	Prev.
1.	Kentucky	34-0	1625	1
2.	Villanova	32-2	1522	4
3.	Wisconsin	31-3	1460	6
4.	Duke	29-4	1406	2
5.	Arizona	31-3	1405	5
6.	Virginia	29-3	1333	3
7.	Gonzaga	32-2	1229	7
8.	Notre Dame	29-5	1178	11
9.	Iowa State	25-8	1043	13
10.	Kansas	26-8	995	9
11.	Northern Iowa	30-3	979	10
12.	Maryland	27-6	935	8
13.	Oklahoma	22-10	740	15
14.	Wichita State	28-4	737	12
15.	North Carolina	24-11	703	19
16.	Baylor	24-9	680	16
17.	Louisville	24-8	614	14
18.	Southern Methodist	27-6	485	20
19.	Utah	24-8	455	17
20.	West Virginia	23-9	398	18
21.	Arkansas	26-8	373	21
22.	Georgetown	21-10	177	23
23.	Michigan State	23-11	159	NR
24.	<b>Butler</b>	22-10	142	22
25.	VCU	26-9	109	25

**Others Receiving Votes:** Oregon 91, Providence 62, Xavier 18, Davidson 16, Ohio State 12, Stephen F. Austin 12, Wyoming 6, Boise State 5, LSU 5, Valparaiso 3, BYU 3, Murray State 2, Harvard 2, Wofford, Colorado State 1, Dayton 1, Iowa 1, Purdue 1.

### USA Today Coaches Poll (Postseason Final)

Rank	Team	Record	Points	Prev.
1.	Duke	35-4	773	5
2.	Wisconsin	36-4	739	3
3.	Kentucky	38-1	720	1
4.	Arizona	34-4	659	4
5.	Notre Dame	32-6	614	8
6.	Gonzaga	35-3	608	7
7.	Michigan State	27-12	572	22
8.	Virginia	30-4	525	6
9.	Villanova	33-3	500	2
10.	Louisville	27-9	474	16
11.	Wichita State	30-5	452	13
12.	North Carolina	26-12	403	14
13.	Oklahoma	24-11	360	15
14.	Northern Iowa	31-4	350	9
15.	Utah	26-9	342	18
16.	Maryland	28-7	331	12
17.	Kansas	27-9	330	11
18.	West Virginia	25-10	286	21
19.	Iowa State	25-9	243	10
20.	Arkansas	27-9	143	20
21.	Baylor	24-10	112	17
22.	Xavier	23-14	106	NR
23.	<b>Butler</b>	23-11	89	23
24.	North Carolina St.	22-14	88	NR
25.	Oregon	26-10	56	25

**Others Receiving Votes:** Southern Methodist 55, Georgetown 45, UCLA 39, VCU 13, San Diego State 12, Ohio State 10, Dayton 8, Iowa 7, Providence 3, Purdue 2, Cincinnati 2, LSU 2, UAB 1, Murray State 1.

## 2014-15 Butler Note-able (Pertinent notes from this season)

10/2/14

**COACHING CHANGE:** Two days before the Bulldogs opened practice this fall, Butler Vice President and Athletic Director Barry Collier announced that head coach Brandon Miller had requested and been granted a medical leave of absence. In Miller's absence, assistant coach **Chris Holtmann** was named interim head coach. Holtmann previously had been head coach at Gardner-Webb for three seasons, earning Big South Conference and NABC District 3 Coach of the Year honors in 2012-13.

10/22/14

**PRESEASON POLL:** BIG EAST coaches picked Butler and Marquette in a tie for seventh place in the league's annual preseason poll. Defending champ Villanova was tabbed the league favorite, followed by Georgetown, St. John's, Xavier, Providence, Seton Hall, Butler, Marquette, Creighton and DePaul. Butler guard **Kellen Dunham** was selected first team All-BIG EAST, while junior **Roosevelt Jones** was given honorable mention on the preseason all-league team.

10/29/14

**PLAYER ADDITION:** The Bulldogs added sophomore **Trey Pettus** to their roster, following the team's walk-on tryouts. Pettus, a 6-4 guard, earned all-conference and all-district honors after leading MICDS in St. Louis, Mo., in scoring (14.5) in 2012-13. He was the leading scorer on Butler's club basketball team last year as a freshman.

11/5/14

**HOME IMPROVEMENT:** Hinkle Fieldhouse, the home of the Bulldogs, underwent a \$36 million renovation this summer bringing about significant changes and upgrades to the 86-year-old historic facility. Highlights of the project included new offices and locker room suites for both men's and women's basketball, a new training room with a hydrotherapy area, a new student academic center, a new weight room, a new scoreboard with video playback capability, added and more comfortable chair-back seating in the main arena, new administrative offices, added concession stands and restrooms and an elevator for public and ADA accessibility.

11/12/14

**FALL SIGNING:** For the second straight year, Butler landed a pair of top prospects on the first day of the fall signing period. On Nov. 11, Coach Chris Holtmann received signed letters of intent from 6-10 **Nate Fowler** of Cincinnati Moeller High School and 6-6 **Sean McDermott** of Pendleton Heights (Ind.) High School. Fowler, widely regarded as the top center prospect in Ohio this year, averaged 12.4 points and 10 rebounds as a junior. McDermott, a skilled long-ranger shooter, checked in with a 14.6 average. A year ago, Butler picked up current freshmen **Kelan**

**Martin** and **Tyler Wideman** on the first day of the fall signing period.

11/12/14

**RETURN ADDRESS:** Junior **Roosevelt Jones** admitted after the game against Maine that he was a little "extra" excited for this year's season-opener. After missing all of last season with a wrist injury, the 6-4 guard wasted little time making his presence felt in Saturday's game. He scored six of Butler's first 11 points against the Black Bears, and he had assists on the other five points. Jones finished the first 20 minutes with ten points and six assists! He went on to post 14 points, four rebounds, nine assists, two steals and one blocked shot in 29 minutes of work.

11/17/14

**HOT SHOTS:** Butler used a record-setting shooting performance to record a season-opening, 99-57, victory over Maine. After hitting a sizzling 68% (17-25) from the field in the first half, the Bulldogs turned it up a notch with 75% (24-32) marksmanship in the final 20 minutes! The team's final 71.9% figure for the game broke the previous Butler single game field goal percentage record of 69.7% (23-33), set against Illinois State on Dec. 9, 1993. Ten different Bulldogs had a field goal attempt against Maine, and nine of those players shot 50% or better! Butler's five starters combined to shoot 73.5% in the win.

11/27/14

**RANKING ORDER:** The Bulldogs' victory over #5/6 North Carolina at the Battle 4 Atlantis in the Bahamas was Butler's first over a nationally-ranked team since Jan. 19, 2013. That night, the Bulldogs defeated #8 Gonzaga, 64-63 on a shot at the buzzer by **Roosevelt Jones** in front of a sold-out crowd and a national television audience. The Bulldogs also had victories over #1 Indiana and #9 North Carolina in the 2012-13 season.

12/18/14

**SCORING COLUMN:** Junior **Kellen Dunham** scored his 1,000th career point during Butler's game at Tennessee. He led Butler in scoring against the Volunteers with 16 points, boosting his career scoring total to 1,013 points in 77 career games. He's the 36th player in Butler history to score 1,000 career points.

1/3/15

**COACHING APPOINTMENT:** Butler University Vice President and Director of Athletics Barry Collier announced on Friday (Jan. 2) that **Chris Holtmann** has been named Butler's 23rd men's basketball Head Coach. Holtmann had been serving as interim head coach since October, when former Head Coach Brandon Miller requested and was granted a medical leave

of absence. Miller, who served for one season as Butler's Head Coach, will not be returning following a University-approved medical leave.

2/3/15

**BIG WEEKEND:** Sophomore **Andrew Chrabascz** continued the hottest stretch of his young Butler tenure with the best performance of his Butler career in the Bulldogs' win at Marquette. The 6-7 forward led all players on both teams with a career-high 30 points in a career-high 38 minutes. He grabbed a career-best eight rebounds in the game, and he matched his career-high with seven (of seven) free throws made. He scored 13 of his points in the final nine minutes of action. It was the third time in the last six outings that Chrabascz led the Bulldogs in scoring. The life-long Patriots fan then watched his favorite team win the Super Bowl on Sunday on a game-saving play by a defensive back named Butler.

2/9/15

**TOP DOG:** **Kellen Dunham**, who led Butler in scoring in back-to-back wins last week, was named BIG EAST Men's Basketball Player of the Week (Feb. 9). Dunham averaged 22.5 points, while helping the Bulldogs to conference victories over St. John's and DePaul. The 6-6 guard scored 21 points in Butler's 85-62 victory over St. John's, and then he came back with 24 points in the Bulldogs' 83-73 win against DePaul. He shot 50% (12-24) from the field, 40% (6-15) from 3-point range and 100% (15-15) from the free throw line in the two wins. He's the first Butler player to earn the BIG EAST honor this season.

2/15/15

**COSTLY SCRAMBLE:** Sophomore **Andrew Chrabascz** suffered a broken bone in his right hand during a loose ball scramble in the second half of Butler's home game against Villanova, and he'll be sidelined for two-to-four weeks. The 6-7 forward was scheduled to have surgery on his hand in Indianapolis on Monday (Feb. 16). Chrabascz is Butler's third-leading scorer on the season, and he averaged 17.8 points during the Bulldogs' recent five-game winning streak, including a career-high 30 points in a victory at Marquette. He was a starter in Butler's first 25 games this season. (*Chrabascz missed Butler's final four games in February, before returning to action at home against Georgetown on March 3.*)

2/27/15

**GRAND ACHIEVEMENT:** Junior **Roosevelt Jones** had ten points against Marquette and became the 37th Butler player to join 1,000-Point Club. He's the second Bulldog this season to reach the 1,000-point plateau in career scoring, joining teammate **Kellen Dunham**, who achieved the career milestone



## 2014-15 Butler University Men's Basketball Roster

No.	Name	Pos.	Ht.	Wt.	Yr.	Hometown (High School/Previous School)
0	Austin Etherington	F	6-6	215	Gr.	Cicero, Ind. (Hamilton Heights/Indiana)
1	Tyler Lewis#	G	5-11	170	Jr.	Statesville, N.C. (Oak Hill Academy/North Carolina State)
3	Alex Barlow***	G	5-11	187	Sr.	Springboro, Ohio (Moeller)
4	Tyler Wideman	F	6-8	245	Fr.	Schereville, Ind. (Lake Central)
11	Jackson Aldridge***	G	6-0	187	Sr.	Sydney, Australia (Australia Institute of Sport)
13	Jackson Davis	F	6-8	210	Fr.	Lexington, Ky. (Lafayette)
21	Roosevelt Jones**	F	6-4	227	Jr.	O'Fallon, Ill. (O'Fallon)
24	Kellen Dunham**	G	6-6	185	Jr.	Pendleton, Ind. (Pendleton Heights)
25	Steven Bennett*	G	6-2	175	So.	New Castle, Ind. (Chrysler)
30	Kelan Martin	G-F	6-6	215	Fr.	Louisville, Ky. (Ballard)
31	Kameron Woods***	F	6-9	200	Sr.	Louisville, Ky. (Eastern)
34	Trey Pettus	G	6-4	195	So.	St. Louis, Mo. (MICDS)
45	Andrew Chrabascz*	F	6-7	205	So.	Portsmouth, R.I. (Cushing Academy)

\*—Varsity letters earned. #--Transfer, will sit out the 2014-15 season.

### Coaching Staff:

**Head Coach:** Chris Holtmann (Taylor '94)

**Assistant Coaches:** Terry Johnson (IPFW '98), Michael Lewis (Indiana '99), Emerson Kampen (Butler '13)

**Coordinator of Basketball Operations:** Brandon Crone (Butler '07)

**Men's Basketball Athletic Trainer:** Ryan Galloy (Butler '00)

**Undergraduate Managers:** Clayton Young, Christian Murphy, Matt Richter, Brad Parrish, Jacob Spielburg, Patrick Baker, Matt Qualters, Evan Underwood, Davis Furman

### Pronunciation Guide:

Chrabascz - SHRAB-iss

Kelan - KEY-lun

Wideman - WIDE-mun

in December. Jones enters the game at DePaul with 1,005 career points.

### 2/27/15

**SMART CHOICE:** Senior **Alex Barlow** was one of 15 NCAA Division I basketball players named to the 2014-15 Capital One Academic All-America Team, announced on Thursday, Feb. 26. The Butler point-guard was chosen second team on the national honor squad. He's the eighth player in Butler basketball history to earn Academic All-America recognition, joining Andrew Smith (2013), Ronald Nored (2012), Matt Howard (2009, 2010, 2011), Gordon Hayward (2010), A. J. Graves (2007, 2008), Drew Streicher (2008) and Chris Miskel (1995). Barlow is the reigning BIG EAST Men's Basketball Scholar-Athlete of the Year.

### 3/5/15

**NATIONAL RECOGNITION:** Butler head coach **Chris Holtmann**, who has engineered the Bulldogs' remarkable turnaround this season, has been named one of 15 semifinalists for the Naismith Coach of the Year Award. Holtmann began the season as interim head coach and wasn't named Butler's permanent head coach until January. He's guided the Bulldogs to 22 wins and a "Top 25" national ranking. Butler already has tied the fourth-best single season turnaround (+8 wins) in BIG EAST history. The Bulldogs,

coming off a 14-17 campaign, were picked to tie for seventh in the conference in the league's preseason poll. Todd Lickliter (2006-07) is the only men's basketball coach in Butler history to be named National Coach of the Year.

### 3/8/15

**ALL-BIG EAST:** Butler's duo of **Kellen Dunham** and **Roosevelt Jones** were among 21 players honored when the BIG EAST released the 2014-15 All-BIG EAST Men's Basketball Team on Sunday (March 9). Dunham, Butler's leading scorer on the season, was named first team All-BIG EAST, while Jones, the Bulldogs' second-leading scorer and rebounder, was tabbed second team all-conference. A year ago, Dunham was a second team All-BIG EAST player. Jones completed his first season in the conference.

### 3/9/15

**RECORD RECOVERY:** Four days after shooting a season-low 45.5% (10-22) from the free throw line in a loss to Georgetown, the Bulldogs broke a 41-year-old school record for free throw excellence in their victory at Providence. Butler hit 20 of 20 charity attempts against the Friars, topping the previous school mark for free throw accuracy (16-16) set in 1974 against Cleveland State. Five different players contributed to the new

record, led by junior **Roosevelt Jones** who hit eight of eight charity attempts in the Butler win. Senior **Kameron Woods** (4-4), junior **Kellen Dunham** (4-4), senior **Alex Barlow** (2-2) and freshman **Kelan Martin** (2-2) also were perfect at the line. (*Note: Current Butler Director of Athletics Barry Collier was five for five from the free throw line when Butler set the original free throw record in 1974.*)

### 3/9/15

**LEAGUE RECOGNITION:** Freshman **Kelan Martin** and senior **Kameron Woods** both were honored by the BIG EAST for their performance in Butler's final regular season week. Martin was named BIG EAST Rookie of the Week after helping Butler to its victory at Providence. He came off the bench with 14 points and five rebounds in just 19 minutes of action. He became the first Butler player to earn the league's Rookie of the Week award. Woods averaged 10.5 points and 14.0 rebounds in Butler's games against Georgetown and Providence. With the selection of the 6-9 forward, all five Butler starters earned a spot on the BIG EAST Weekly Honor Roll at least once this season. Junior **Kellen Dunham** was named to the Weekly Honor Roll five times, while junior **Roosevelt Jones** claimed a spot on the Honor Roll three times. Senior **Alex Barlow** and sophomore **Andrew Chrabascz** each were named to the Weekly Honor Roll once.

# Chris Holtmann

## Head Coach, Butler University



Just one year after leaving a position as head coach at Gardner-Webb to become an assistant coach at Butler, Chris Holtmann found himself back in the lead chair. On Oct. 2, 2014, Butler Head Coach Brandon Miller requested and was granted a medical leave of absence. Holtmann was appointed interim head coach and given the task of leading the Bulldogs through the start of the 2014-15 season. Three months later, on Jan. 2, 2015, Butler Vice President and Director of Athletics Barry Collier removed the "interim" tag and named Holtmann head coach of the Bulldogs.

To say that Holtmann's initial season at the helm of the Bulldogs was a success would be an understatement. The 43-year-old coach guided a Butler team that was picked to tie for seventh in the BIG EAST to a 23-11 campaign, a tie for second place in the BIG EAST regular season race and a berth in the 2015 NCAA Men's Basketball Championship. Along the way, the Bulldogs knocked off five teams ranked in the "Top 25" at the time, including No. 5/6 North Carolina at the Battle 4 Atlantis, and picked up a second round NCAA Tournament win. Butler, unmentioned in the national polls at

the start of the season, was among teams receiving votes or ranked in the "Top 25" in 16 of the final 17 weeks of the season. The Bulldogs climbed to as high as No. 15 in the A.P. national poll and No. 18 in the USA Today national poll. Butler tied the fourth-best turnaround in BIG EAST history (+8) and matched the 11th-highest single season win total in school history. For his efforts, Holtmann was named a finalist for both the Naismith National Coach of the Year Award and the Jim Phelan National Coach of the Year Award.

Holtmann served as head coach at Gardner-Webb for three seasons (2010-13), leading the North Carolina school through a successful rebuilding effort. He took the Runnin' Bulldogs from eight wins in 2009-10 to a school Division I record 21 victories and a berth in the CollegelInsider.com postseason tournament in his last year. Gardner-Webb won ten of its final 11 games in 2012-13 and finished a game out of first place in the Big South Conference. For his efforts, Holtmann was named Big South Conference Coach of the Year and NABC District 3 Coach of the Year.

Holtmann has earned a reputation as a strong recruiter. During his career, he's recruited seven all-conference players, one Rookie of the Year, one conference Player of the Year, one Division I All-American and one first team Academic All-American. He's recruited and/or coached 13 players who have signed professional basketball contracts.

Prior to taking the head coaching position at Gardner-Webb, Holtmann spent two seasons as an assistant coach at Ohio University under former Butler assistant John Groce. He helped build back-to-back top classes as recruiting coordinator for the Bobcats, and he was part of the staff that led Ohio to the 2010 Mid-American Conference Tournament title and an upset of No. 3 seed Georgetown in the opening round of the 2010 NCAA Tournament. Before his stint at Ohio, he served for five seasons as an assistant coach at Gardner-

Webb, including four seasons as Associate Head Coach.

A native of Nicholasville, Ky., Holtmann was an NAIA All-American guard at Taylor University. He helped lead Taylor to a 25-9 record, a No. 1 national ranking and a berth in the NAIA National Tournament in 1993-94. He served as a graduate assistant coach at Taylor in 1997-98, spent one season as an assistant coach at Geneva College and then returned to Taylor as an assistant coach under head coach Paul Patterson. In his final two seasons at Taylor, the Trojans posted a 50-16 record, won back-to-back conference titles and ranked in the "Top 15" of the NAIA national poll.


Holtmann earned a degree in psychology from Taylor in 1994 and a Master's Degree in athletic administration from Ball State in 2000. He and his wife, Lori, have one daughter, Nora Jane.



### Tracking Chris Holtmann

Year	School	Position
1990-94	Taylor	Player (NAIA All-American)
1997-98	Taylor	Graduate Assistant Coach
1998-99	Geneva	Assistant Coach
1999-2003	Taylor	Assistant Coach
2003-04	Gardner-Webb	Assistant Coach
2004-08	Gardner-Webb	Associate Head Coach
2008-10	Ohio	Assistant Coach (2010 NCAA Tournament)
2010-13	Gardner-Webb	Head Coach (2013 CollegelInsider.com Tournament)
2013-14	Butler	Assistant Coach
2014-	Butler	Head Coach (2015 NCAA Tournament Round of 32)

# 2014-15 Bulldogs



**#11 JACKSON ALDRIDGE**  
**G, 6-0, 187, Sr.**  
**Sydney, Australia/Australia Inst. of Sport**

**Quick Hits:**

- Point-guard for the Australian team at the 2011 FIBA U19 World Championship.
- Selected as the outstanding point guard at the 16-team Albert Schweitzer Tournament in Manheim, Germany in 2010.

**2014-15 Highlights:**

Played in 19 games, including one as a starter...played seven minutes in Butler's season-opener, before being sidelined with an ankle injury...missed four games before returning to action in the consolation game of the Battle 4 Atlantis...scored a season-high 10 points in Butler's home win over Kennesaw State...had five points in 11 minutes at Villanova...hit a free throw with 0:04 left to clinch Butler's overtime victory at #21 Seton Hall.

**2013-14 Highlights:**

Played in 25 games...had a season-high nine points in Butler's opener against Lamar...scored seven points in a reserve stint against Vanderbilt...played a season-high 21 minutes against Washington State...hit a shot at the buzzer to send the first DePaul game into a second overtime.

**2012-13 Highlights:**

Played in 24 Butler games...saw a season-high 21 minutes of action in Butler's victory over Marquette at the Maui Invitational...came off the bench with a season-high seven points and three assists against Hanover...had a career-high five assists and tallied five points in 16 minutes against IUPUI.

**2011-12 Highlights:**

Played 35 games, including one as a starter...finished fifth on the team in assists...came off the bench with seven points and three assists against Evansville in his first collegiate game...sparked the Bulldogs with 10 points off the bench against Savannah State...given first collegiate start at Gonzaga and finished with two points and three rebounds...came off the bench with a career-high 15 points, including 11 in the second half, at Stanford...sparked the Bulldogs with a career-high 15 points, including a career-best three three-point field goals, at Youngstown State.

**Background:** Boasts an extensive background in national and international competitions...awarded a scholarship to the Australian Institute of Sport in 2010...member of the Australian team at the 2011 FIBA U19 World Championship (which included the USA and Khyle Marshall) in Latvia...scored 21 points and helped Australia to a 72-52 victory over Poland at the World Championship...had 11 points in a one-point loss to the USA in the fifth place game at the tournament in Latvia...averaged 8.7 points, shot .417 (10-24) from beyond the three-point arc and hit .818 (18-22) from three free throw line in nine games at the 2011 World Championship...named All-Tournament and chosen the outstanding point-guard at the 16-team Albert Schweitzer Tournament in Manheim, Germany, in 2010, while helping Australia to the gold medal...averaged 12.7 points, 4.9 rebounds and 3.7 assists in seven games at the Schweitzer Tournament...scored 20 points to help Australia past Israel in the Schweitzer Tournament...had 18 points and seven rebounds against Spain in Germany...represented New South Wales at the 2010 and 2011 Australian U20 Championships...averaged 15.0 points and 4.3 rebounds at the 2010 U20 Championships...competed in the 2009 Australian Youth Olympic Games...represented NSW Metro at the 2008 and 2009 Australian U18 Championships and the 2007 U16 Championships...attended high school at St. Ignatius' College in Adelaide, South Australia...broke the St. Ignatius' College school record with a career-high 55 points in a game against St. Joseph's College...tallied 42 points in a game against Sydney Grammar School.

**Jackson Aldridge Career Highs**

- Points:** 15 at Stanford, 12/22/11; at Youngstown State, 2/9/12
- Field Goals:** 5 at Stanford, 12/22/11; at Youngstown State, 2/9/12
- Field Goal Attempts:** 8 at Youngstown State, 2/9/12
- 3-Point Field Goals:** 3 at Youngstown State, 2/9/12
- 3-Point Field Goal Attempts:** 5 vs. Youngstown State, 1/15/12; at Youngstown State, 2/9/12; vs. Manchester, 12/9/13
- Free Throws:** 6 vs. Savannah State, 11/21/11
- Free Throw Attempts:** 9 vs. Savannah State, 11/21/11
- Rebounds:** 6 vs. Oakland City, 11/29/11
- Assists:** 5 vs. IUPUI, 12/5/12
- Steals:** 2 vs. Savannah State, 11/21/11; vs. Youngstown State, 1/15/12; vs. Penn, 1/2/13
- Blocked Shots:** 0
- Minutes:** 28 at Youngstown State, 2/9/12


**2014-15 Jackson Aldridge Game-By-Game**

Date	Opponent	MIN	FG	3PT	FT	O-D-T	AST	TO	B	S	PTS
11-15	MAINE	7	0-0	0-0	0-0	0-0-0	0	0	0	0	0
11-18	CHATTANOOGA	DNP									
11-22	LOYOLA, MD.	DNP									
11-26	North Carolina	DNP									
11-27	Oklahoma	DNP									
11-28	Georgetown	7	0-1	0-0	0-0	0-0-0	0	0	0	0	0
12-3	At Indiana State	8	1-2	0-1	0-0	0-0-0	0	0	0	0	2
12-6	NORTHWESTERN	2	0-0	0-0	0-0	0-0-0	0	0	0	0	0
12-8	KENNESAW STATE	18	4-7	1-4	1-2	0-0-0	0	2	0	1	10
12-14	At Tennessee	DNP									
12-20	Indiana	5	0-0	0-0	1-2	0-0-0	0	0	0	0	1
12-22	UT-MARTIN	3	1-1	0-0	0-0	0-0-0	0	0	0	0	2
12-28	BELMONT	1	0-0	0-0	0-0	0-0-0	0	0	0	0	0
12-31	At Villanova	11	2-3	1-1	0-0	0-0-0	0	0	0	0	5
1-3	At St. John's	1	0-0	0-0	0-0	0-0-0	0	0	0	0	0
1-6	PROVIDENCE	DNP									
1-10	XAVIER	5	0-0	0-0	0-0	0-0-0	0	0	0	0	0
1-13	At Seton Hall	9	0-1	0-0	1-2	0-0-0	0	0	0	0	1
1-17	At Georgetown	2	0-0	0-0	0-1	0-0-0	0	0	0	0	0
1-21	CREIGHTON	DNP									
1-25	SETON HALL	2	0-1	0-0	0-0	0-0-0	0	0	0	0	0
1-31	At Marquette	DNP									
2-3	ST. JOHN'S	1	0-0	0-0	0-0	0-1-1	0	0	0	0	0
2-7	DePAUL	3	0-0	0-0	1-2	0-1-1	0	0	0	0	1
2-14	VILLANOVA	DNP									
2-16	At Creighton	DNP									
2-21	At Xavier	7	0-2	0-2	0-0	0-0-0	2	0	0	1	0
2-25	MARQUETTE	1	0-0	0-0	0-0	0-0-0	0	0	0	0	0
2-28	At DePaul	DNP									
3-3	GEORGETOWN*	3	0-2	0-2	0-0	0-0-0	0	0	0	0	0
3-7	At Providence	DNP									
3-12	Xavier	DNP									
3-19	Texas	DNP									
3-21	Notre Dame	DNP									

\*Starter.

	G-GS	MIN	FGM-A	PCT	3FM-A	PCT.	FTM-A	PCT	O/D	TOT	AVG.	PF-D	A	TO	B	S	PTS	AVG
2011-12	35-1	478	36-115	.313	14-56	.250	45-56	.804	5/35	40	1.1	29-1	32	55	0	12	131	3.7
2012-13	24-0	145	4-24	.167	2-8	.250	10-15	.667	1/17	18	0.8	15-0	17	15	0	5	20	0.8
2013-14	25-0	198	15-44	.341	6-20	.300	4-12	.333	3/10	13	0.5	21-0	12	6	0	3	40	1.6
2014-15	19-1	96	8-20	.400	2-10	.200	4-9	.444	0/2	2	0.1	8-0	2	2	0	2	22	1.2
Career	103-2	917	63-203	.310	24-94	.255	63-92	.685	9/64	73	0.7	75-1	63	78	0	22	213	2.1

# 2014-15 Bulldogs



**#3 ALEX BARLOW**  
**G, 5-11, 187, Sr.**  
**Springboro, Ohio/Moeller**

**Quick Hits:**

- 2013-14 and 2014-15 BIG EAST Scholar-Athlete of the Year.
- Recipient of the 2014-15 BIG EAST Sportsmanship Award.
- Named second team 2014-15 Academic All-America.
- Named recipient of the 2015 Senior CLASS Award.
- 2015 *Sports Illustrated* All-Glue Team.
- Finished runner-up in the Men's Three-Point Championship at the 2015 Final Four.
- Chosen to the BIG EAST Weekly Honor Roll on Jan. 12, 2015.

- Chosen to the 2013-14 and the 2014-15 CoSIDA Academic All-District V Team.
- Led the BIG EAST in assist/turnover ratio in 2013-14.
- Named to the BIG EAST Weekly Honor Roll twice in 2013-14, once for his performance in Butler's victory at Evansville and a second time for his efforts in Butler's back-to-back wins over DePaul and Seton Hall.
- Hit a one-handed floater with 0:02.6 left in overtime to lift Butler to an 88-86 victory over top-ranked Indiana in 2012-13. His shot was a finalist for the Geico Play of the Year.
- Earned a spot on Butler's 2011-12 roster as a walk-on.
- Received All-State recognition in basketball and baseball in high school.

**2014-15 Highlights:**

BIG EAST Scholar-Athlete of the Year...second team Academic All-America...received the 2014-15 BIG EAST Sportsmanship Award...CoSIDA Academic All-District V...named to the BIG EAST Weekly Honor Roll on Jan. 12...named to the 2015 *Sports Illustrated* All-Glue Team...starter in all 34 games...led the team and ranked second in the BIG EAST in steals...second on the team in free throw shooting...scored in double-figures 14 times...shared the team scoring lead with 17 points in the Bulldogs' victory over #5 North Carolina...had 15 points and six rebounds to help Butler past #15/17 St. John's...scored 13 points and had a career-high seven steals against Providence...had 15 points and five rebounds in Butler's victory over Xavier...scored 11 points and matched his career-high with eight assists in Butler's home victory over Seton Hall...scored 15 points, grabbed four rebounds and had a game-high seven assists at Marquette...had 15 points and five rebounds at home against St. John's...matched his career-high with eight assists and added four steals at home against DePaul...shared the team scoring with 19 points against #6 Villanova...hit career-high five three-point field goals and scored a career-high 22 points against Xavier in the BIG EAST Tournament...matched his season-high with eight rebounds against Texas in the NCAA Tournament.

**2013-14 Highlights:**

Starter in all 31 games...led the BIG EAST in assist/turnover ratio (3.1)...led the team in assists and steals...scored 12 points and added team-highs of three assists and three steals against Oklahoma State...recorded a career-high 10 rebounds in a career-high 44 minutes against LSU...posted a season-high five steals against Purdue...named to the BIG EAST Weekly Honor Roll after scoring 16 points and adding eight rebounds and four steals in Butler's win at Evansville...hit three three-point field goals and scored 13 points at home against Creighton...scored nine points and had a career-high eight assists at home against Providence...led the Bulldogs with 19 points and five steals at DePaul...posted eight rebounds and four assists in final regular season game against Seton Hall...named to the BIG EAST Weekly Honor Roll for performance against DePaul and Seton Hall.

**2012-13 Highlights:**

Played in 35 Butler games, including 23 as a starter...led the Bulldogs in steals and finished third on the squad in assists...had a career-high seven rebounds and three assists in 17 minutes against Elon...had four rebounds and three assists against IUPUI in his first collegiate start...hit one of the biggest shots in Butler basketball history to lift the Bulldogs to an overtime victory over top-ranked Indiana...scored five points, grabbed four rebounds and had a career-high six assists against #8 Gonzaga...helped spark the Bulldogs with career-highs of 10 points and four steals against Bucknell in the second round of the NCAA Men's Basketball Championship.

**2011-12 Highlights:**

Played in 16 games...averaged 20 minutes during Butler's three games in the postseason College Basketball Invitational...one of nine Butler players to record at least 10 steals...scored first collegiate points with a basket in the closing minutes of Butler's Horizon League Tournament victory over Milwaukee...came off the bench with season-highs of four points, four rebounds and three steals in 21 minutes against Delaware in the College Basketball Invitational.

**High School:** Three-year varsity team member on the basketball squad at Moeller High School...earned honorable mention All-Ohio recognition as a senior...named first team All-Greater Catholic League South in 2010-11...second team All-GCL as a junior...named GCL South Defensive Player of the Year as a junior...earned honorable mention All-Southwest District honors in 2009-10...averaged 8.9 points, 5.2 rebounds, 3.6 assists and 2.5 steals in final high school season...shot 56% from the field and 41.2% from beyond the three-point arc in 2010-11...ranked fourth in the GCL in steals and fifth in assists as a senior...scored a career-high 21 points against Northmont as a senior and against Mentor as a junior...hit nine of 12 shots, including three of five from beyond the three-point arc, in the win over Northmont...posted a career-high 10 rebounds against Chaminade Julienne in 2009-10 and against St. Xavier in 2008-09...had a career-best 10 assists against Aiken as a junior...recorded first career double-double with 17 points and 10 assists in the game against Aiken...had a career-high six steals in three different games during his high school career...helped Moeller to a 22-3 record, a co-championship in the GCL and sectional and district titles as a senior...second team All-State shortstop on the baseball team at Moeller...led the GCL in hitting with a .532 average as a junior...named first team All-GCL and first team All-City in 2010...helped Moeller to a 29-2 record and the state semifinals as a junior...tied the Moeller single season record for stolen bases with 26 (in 26 attempts) as a senior...earned second team All-GCL honors in 2011...High School Coach: Carl Kremer...**Personal:** Finance major...born 7/3/92...son of Tom and Tami Barlow.

**Alex Barlow Career Highs**

- Points:** 22 vs. Xavier, 3/12/15
- Field Goals:** 7 at DePaul, 3/6/14; vs. Xavier, 3/12/15
- Field Goal Attempts:** 16 vs. Xavier, 3/12/15
- 3-Point Field Goals:** 5 vs. Xavier, 3/12/15
- 3-Point Field Goal Attempts:** 14 vs. Xavier, 3/12/15
- Free Throws:** 6 vs. Bucknell, 3/21/13
- Free Throw Attempts:** 6 at Dayton, 1/12/13; vs. Bucknell, 3/21/13
- Rebounds:** 10 vs. LSU, 12/1/13
- Assists:** 8 vs. Providence, 2/23/14; vs. Seton Hall, 1/25/15; vs. DePaul, 2/7/15
- Steals:** 7 vs. Providence, 1/6/15
- Blocked Shots:** 3 vs. Marquette, 3/23/13
- Minutes:** 44 vs. LSU, 12/1/13


**2014-15 Alex Barlow Game-By-Game**

Date	Opponent	MIN	FG	3PT	FT	REB		AST	TO	B	S	PTS
						O-D-T						
11-15	MAINE*	24	2-2	2-2	0-1	0-6-6	6	2	0	1	6	
11-18	CHATTANOOGA*	39	3-7	1-4	4-4	0-1-1	0	3	0	2	11	
11-22	LOYOLA, MD.*	32	1-3	0-2	0-0	0-4-4	3	2	0	2	2	
11-26	North Carolina*	38	6-14	4-8	1-2	1-4-5	3	6	0	3	17	
11-27	Oklahoma*	37	1-7	1-6	0-0	0-3-3	0	2	0	3	3	
11-28	Georgetown*	33	3-6	2-4	3-4	1-1-2	2	1	0	2	11	
12-3	At Indiana State*	27	3-5	0-2	2-2	0-3-3	4	1	0	3	8	
12-6	NORTHWESTERN*	37	3-6	0-2	2-3	0-6-6	0	1	0	4	8	
12-8	KENNESAW STATE*	21	0-1	0-0	3-3	0-2-2	2	1	0	5	3	
12-14	At Tennessee*	36	2-9	2-9	0-0	0-0-0	4	3	0	0	6	
12-20	Indiana*	26	1-6	0-3	2-2	0-4-4	1	0	1	1	4	
12-22	UT-MARTIN*	34	3-9	2-7	0-0	1-2-3	2	1	0	3	8	
12-28	BELMONT*	29	1-3	1-2	2-2	0-2-2	1	2	0	3	5	
12-31	At Villanova*	29	4-11	4-9	0-0	1-3-4	1	3	0	0	12	
1-3	At St. John's*	38	6-9	1-2	2-2	2-4-6	2	1	0	2	15	
1-6	PROVIDENCE*	36	4-7	2-5	3-3	0-2-2	2	0	0	7	13	
1-10	XAVIER*	30	4-8	3-4	4-4	0-5-5	2	0	0	0	15	
1-13	At Seton Hall*	32	2-10	2-9	0-0	0-2-2	3	0	0	1	6	
1-17	At Georgetown*	33	1-6	1-3	0-0	0-6-6	1	1	0	1	3	
1-21	CREIGHTON*	36	2-7	1-4	2-2	3-5-8	3	1	0	4	7	
1-25	SETON HALL*	32	4-7	3-5	0-0	0-6-6	8	1	0	1	11	
1-31	At Marquette*	39	5-9	3-5	2-2	0-4-4	7	5	0	1	15	
2-3	ST. JOHN'S*	35	5-5	2-2	3-5	0-5-5	3	1	0	2	15	
2-7	DePAUL*	34	3-6	2-3	0-0	0-4-4	8	3	0	4	8	
2-14	VILLANOVA*	40	6-14	4-7	3-3	0-1-1	2	3	0	3	19	
2-16	At Creighton*	37	2-4	0-1	1-2	2-5-7	0	1	0	1	5	
2-21	At Xavier*	31	4-11	2-6	0-0	0-5-5	0	2	0	2	10	
2-25	MARQUETTE*	38	1-5	0-1	1-2	1-0-1	6	2	0	1	3	
2-28	At DePaul*	37	1-3	1-3	0-0	0-6-6	3	5	0	2	3	
3-3	GEORGETOWN*	40	4-8	3-5	2-3	0-4-4	2	4	0	1	13	
3-7	At Providence*	26	2-7	2-5	2-2	1-1-2	2	3	0	1	8	
3-12	Xavier*	39	7-16	5-14	3-4	1-3-4	1	1	0	4	22	
3-19	Texas*	39	1-6	1-5	4-4	1-7-8	1	2	1	2	7	
3-21	Notre Dame*	40	1-6	0-4	0-0	1-4-5	3	0	0	2	2	

\*Starter.

	G-GS	MIN	FGM-A	PCT	3FM-A	PCT.	FTM-A	PCT	O/D	TOT	AVG.	PF-D	A	TO	B	S	PTS	AVG
2011-12	16-0	77	1-6	.167	0-4	.000	4-4	1.000	1/12	13	0.8	10-0	9	5	2	10	6	0.4
2012-13	35-23	679	25-58	.431	8-32	.250	22-30	.733	14/80	94	2.7	91-3	67	41	6	42	80	2.3
2013-14	31-31	1019	70-190	.368	38-101	.376	27-35	.771	21/95	116	3.7	101-5	110	36	8	61	205	6.6
2014-15	34-34	1154	98-243	.403	57-153	.373	51-61	.836	16/120	136	4.0	103-3	88	64	2	74	304	8.9
Career	116-88	2929	194-494	.393	103-290	.355	104-130	.800	52/307	359	3.1	305-11	274	146	18	187	595	5.1

# 2014-15 Bulldogs



**#25 STEVEN BENNETT**  
**G, 6-2, 175, So.**  
**New Castle, Ind./Chrysler**

**Quick Hits:**

- Earned a spot on Butler's roster as a walk-on
- Finished 12th on the all-time scoring list at New Castle Chrysler High School (the same school that produced former Butler standouts Brandon Miller, Darnell Archey, Bruce Horan, Zach Hahn and Chase Stigall)

•Co-Player of the Year on the 2012-13 **Courier-Times** All-Area Team.

•Honorable mention All-State as a senior.

•Seventh New Castle Chrysler player all-time to be named first team All-Conference three times.

**2014-15 Highlights:**

Played in nine games...saw four minutes of action against Maine...hit a three-point field goal in a career-high six minutes against Loyola, Maryland...played three minutes at Indiana State and four against Kennesaw State...scored a career-high six points in three minutes at Xavier.

**2013-14 Highlights:**

Earned a spot on Butler's roster as a walk-on...played in three games...saw first collegiate against and scored first career points with a three-point field goal against Manchester...had three points and two rebounds in two minutes at DePaul.

**Background:**

Four-year varsity letterwinner and three-year varsity starter at New Castle Chrysler High School...finished his high school career in 12th place on the all-time scoring list at New Castle with 1,048 career points...two-year team captain...three-time All-North Central Conference performer (just the seventh basketball player in school history to be named first team All-Conference three times)...named Co-Player of the Year on the *Courier-Times* All-Area Team as a senior...three-time first team All-Area performer...named honorable mention All-State in 2012-13...chosen Academic All-State and first team Academic All-Conference...selected to play for the North Team in the North-South All-Star Basketball Classic...chosen to play in the Hoosiers Reunion All-Star Classic...led high school team in scoring (17.6), rebounding (6.3), assists (4.6), three-point field goals (59) and steals (24) as a senior...shot .418 from beyond the three-point arc in final high school season and .414 for his entire high school career...shot .778 from the free throw line for his career...averaged 18.5 points as a junior and 15.1 as a sophomore...had a high game of 30 points against Anderson as a senior...scored 20 or more points in 20 career games...posted high games of 10 rebounds against Pendleton Heights and 12 assists against Blue River Valley as a senior...missed nine games as a junior with a knee injury...earned a spot on New Castle's honor roll for four consecutive years...High School Coach: Steve Bennett (father)...**Personal:** Exploratory Studies major...born 4/5/94...son of Steve and Marsha Bennett.

**Steven Bennett Career Highs**

- Points:** 6 at Xavier, 2/21/15
- Field Goals:** 2 at Xavier, 2/21/15
- Field Goal Attempts:** 2 vs. Loyola, Md., 11/22/14; at Xavier, 2/21/15
- 3-Point Field Goals:** 2 at Xavier, 2/21/15
- 3-Point Field Goal Attempts:** 2 at Xavier, 2/21/15
- Free Throws:** 0
- Free Throw Attempts:** 0
- Rebounds:** 2 at DePaul, 3/6/14
- Assists:** 1 vs. Maine, 11/15/14; vs. Marquette, 2/25/15
- Steals:** 0
- Blocked Shots:** 0
- Minutes:** 6 vs. Loyola, Md., 11/22/14


**2014-15 Steven Bennett Game-By-Game**

Date	Opponent	MIN	FG	3PT	FT	O-D-T	AST	TO	B	S	PTS
11-15	MAINE	4	0-1	0-1	0-0	0-0-0	1	0	0	0	0
11-18	CHATTANOOGA	DNP									
11-22	LOYOLA, MD.	6	1-2	1-1	0-0	1-0-1	0	1	0	0	3
11-26	North Carolina	DNP									
11-27	Oklahoma	DNP									
11-28	Georgetown	DNP									
12-3	At Indiana State	3	0-0	0-0	0-0	0-0-0	0	0	0	0	0
12-6	NORTHWESTERN	DNP									
12-8	KENNESAW STATE	4	0-1	0-1	0-0	0-1-1	0	0	0	0	0
12-14	At Tennessee	DNP									
12-20	Indiana	DNP									
12-22	UT-MARTIN	1	0-0	0-0	0-0	0-0-0	0	0	0	0	0
12-28	BELMONT	DNP									
12-31	At Villanova	DNP									
1-3	At St. John's	DNP									
1-6	PROVIDENCE	DNP									
1-10	XAVIER	DNP									
1-13	At Seton Hall	DNP									
1-17	At Georgetown	DNP									
1-21	CREIGHTON	DNP									
1-25	SETON HALL	2	0-1	0-1	0-0	0-0-0	0	0	0	0	0
1-31	At Marquette	DNP									
2-3	ST. JOHN'S	1	0-0	0-0	0-0	0-0-0	0	0	0	0	0
2-7	DePAUL	DNP									
2-14	VILLANOVA	DNP									
2-16	At Creighton	DNP									
2-21	At Xavier	3	2-2	2-2	0-0	0-0-0	0	0	0	0	6
2-25	MARQUETTE	1	0-0	0-0	0-0	0-0-0	1	0	0	0	0
2-28	At DePaul	DNP									
3-3	GEORGETOWN	DNP									
3-7	At Providence	DNP									
3-12	Xavier	DNP									
3-19	Texas	DNP									
3-21	Notre Dame	DNP									

\*Starter.

	G-GS	MIN	FGM-A	PCT	3FM-A	PCT.	FTM-A	PCT	O/D	TOT	AVG.	PF-D	A	TO	B	S	PTS	AVG
2013-14	3-0	8	2-2	1.000	2-2	1.000	0-0	.000	1/1	2	0.7	1-0	0	0	0	0	6	2.0
2014-15	9-0	25	3-7	.429	3-6	.500	0-0	.000	1/1	2	0.2	4-0	2	1	0	0	9	1.0
Career	12-0	33	5-9	.556	5-8	.625	0-0	.000	2/2	4	0.3	5-0	2	1	0	0	15	1.3

# 2014-15 Bulldogs



**#45 ANDREW CHRABASCZ**  
**F, 6-7, 225, So.**  
**Portsmouth, R.I./Cushing Academy**

**Quick Hits:**

- Named to the BIG EAST Weekly Honor Roll on Feb. 2.
- Selected to the 2013-14 BIG EAST All-Rookie Team.
- Named the top Rhode Island high school player by ESPN in 2013.
- Scored 2,268 points during his prep career at

Portsmouth High School and Cushing Academy.

- Named first team All-NEPSAC as a senior.
- Led Portsmouth to the Division II state championship in 2010.
- Helped Cushing Academy to the New England Class AA Championship in 2013.

**2014-15 Highlights:**

Named to the BIG EAST Weekly Honor Roll on Feb. 2...played in 30 games, including 29 as a starter...starter in 25 consecutive games, before suffering a hand injury against Villanova...finished third on the team in scoring...had 13 points in Butler's opener against Maine...matched his career-high for steals with three against Kennesaw State...scored 14 points against Indiana...led the Bulldogs against UT-Martin with 17 points...matched his career-high with four assists against Belmont...shared the team scoring lead with 12 points at Villanova...led the Bulldogs with 19 points against Xavier...had 12 points and five rebounds in Butler's overtime win at Seton Hall...scored 13 points in Butler's win over Creighton...scored Butler's first seven points and finished with a team-high 16 points and four assists in the Bulldogs' victory over Seton Hall...led the Bulldogs to an overtime win at Marquette with career-highs of 30 points and eight rebounds...had 14 points and seven rebounds at home against St. John's...scored 16 points at home against DePaul...missed four straight games, before returning to action with eight points at home against Georgetown...matched his career-high with four assists and added a career-high three blocked shots in his return to Butler's starting lineup at Providence...had 16 points against Xavier at the BIG EAST Tournament...scored 20 points, including eight of eight from the free throw line, against Notre Dame in the NCAA Tournament.

**2013-14 Highlights:**

Played in all 31 Butler games, including 10 as a starter...finished sixth on the team in scoring...had four points and two rebounds against Lamar in his first Butler appearance...came off the bench with seven points in 10 minutes against Vanderbilt...grabbed a career-high six rebounds and recorded three steals to help Butler defeat Ball State...matched his career-high with six rebounds against both North Dakota and Manchester...had seven points in 14 minutes at Evansville and in 18 minutes against Villanova...scored nine points at Xavier...had 10 points against DePaul...came off the bench with 14 points and six rebounds against Georgetown...scored eight points in 13 minutes against Providence in his return to his home state...scored 11 points against Seton Hall in his first collegiate start...scored 10 points as a starter at Marquette...led the Bulldogs with a career-high 24 points at Georgetown...scored 10 points at home against Creighton...had 14 points and a career-high four assists against Providence at home.

**Background:**

Three-year varsity starter at Cushing Academy...began his high school career at Portsmouth High School...scored 2,268 points during his prep career...helped Cushing to a three-year 66-19 record, including a 24-5 season and a New England Prep School Athletic Council (NEPSAC) AA championship in 2013...two-year team captain at Cushing Academy...earned first team All-NEPSAC honors as a senior...named second team All-NEPSAC as a junior...chosen to the All-Tournament teams at the 2012 HM Prep Classic and the 2012 SAS Holiday Classic...first team All-Academic pick...averaged 13.4 points and 11.0 rebounds in final high

school season...posted averages of 16.3 points and 10 rebounds as a junior and 17.5 points and 10 rebounds as a sophomore...recorded 11 double-doubles as a senior and 12 double-doubles as a junior...had 22 points and 12 rebounds in a victory over Worcester Academy (and current teammate Rene Castro) as a senior...posted 25 points and 10 rebounds against Worcester as a junior...notched 17 points and 11 rebounds against prep school national champ Northfield Mount Hermon in 2012-13...scored 14 points and grabbed 17 rebounds in the 2013 NEPSAC AA championship game against St. Andrews...helped Portsmouth to the Rhode Island Division II state championship in 2010...averaged 23.9 points as a sophomore at Portsmouth and scored 30 points in the state championship game...played in the Boston Amateur Basketball Club (BABC) program during the summer...honor roll student...**High School Coach:** Barry Connors...**Personal:** Business major...born 6/14/94...son of Carl and Mary Alice Chrabascz.

**Andrew Chrabascz Career Highs**

- Points:** 30 at Marquette, 1/31/15
- Field Goals:** 11 at Marquette, 1/31/15
- Field Goal Attempts:** 17 at Marquette, 1/31/15
- 3-Point Field Goals:** 3 vs. UT-Martin, 12/22/14
- 3-Point Field Goal Attempts:** 6 vs. Xavier, 1/10/15; vs. Creighton, 1/21/15
- Free Throws:** 8 vs. Notre Dame, 3/21/15
- Free Throw Attempts:** 10 vs. Seton Hall, 1/25/15
- Rebounds:** 8 at Marquette, 1/31/15
- Assists:** 4 vs. Providence, 2/23/14; vs. Belmont, 12/28/14; vs. Seton Hall, 1/25/15; at Providence, 3/7/15
- Steals:** 3 at Ball State, 11/23/13; vs. Kennesaw State, 12/8/14; vs. Notre Dame, 3/21/15
- Blocked Shots:** 3 at Providence, 3/7/15
- Minutes:** 41 vs. Notre Dame, 3/21/15


**2014-15 Andrew Chrabascz Game-By-Game**

Date	Opponent	MIN	FG	3PT	FT	O-D-T	AST	TO	B	S	PTS
11-15	MAINE*	25	5-6	0-0	3-4	0-2-2	2	1	0	1	13
11-18	CHATTANOOGA*	23	4-6	1-2	0-1	0-3-3	2	2	0	1	9
11-22	LOYOLA, MD.*	20	3-7	0-2	2-2	1-3-4	2	2	1	0	8
11-26	North Carolina*	32	2-9	1-2	2-3	3-3-6	0	3	0	1	7
11-27	Oklahoma*	24	3-7	0-3	3-6	2-1-3	2	0	0	0	9
11-28	Georgetown*	28	4-11	0-2	1-2	0-2-2	3	1	0	1	9
12-3	At Indiana State*	25	4-10	2-4	0-2	3-3-6	0	1	0	1	10
12-6	NORTHWESTERN*	24	2-4	0-0	3-5	1-2-3	0	1	1	1	7
12-8	KENNESAW STATE*	21	3-4	0-1	0-0	1-3-4	2	0	0	3	6
12-14	At Tennessee*	33	2-6	1-1	2-2	2-2-4	2	2	0	0	7
12-20	Indiana*	25	6-13	1-3	1-2	2-3-5	0	0	0	0	14
12-22	UT-MARTIN*	22	7-8	3-4	0-3	1-1-2	2	2	0	0	17
12-28	BELMONT*	27	3-8	0-3	2-4	2-2-4	4	1	0	0	8
12-31	At Villanova*	27	5-11	0-1	2-2	2-3-5	1	1	1	1	12
1-3	At St. John's*	32	3-8	0-2	2-4	1-2-3	2	3	1	1	8
1-6	PROVIDENCE*	25	0-6	0-3	2-2	1-0-1	2	1	0	0	2
1-10	XAVIER*	24	5-9	2-6	7-9	1-1-2	1	4	0	1	19
1-13	At Seton Hall*	27	4-9	1-1	3-5	2-3-5	1	0	1	1	12
1-17	At Georgetown*	30	0-4	0-2	3-4	2-4-6	0	0	1	0	3
1-21	CREIGHTON*	29	4-14	2-6	3-5	0-1-1	1	0	0	2	13
1-25	SETON HALL*	26	6-9	0-1	4-10	0-0-0	4	1	1	1	16
1-31	At Marquette*	38	11-17	1-3	7-7	4-4-8	1	1	0	0	30
2-3	ST. JOHN'S*	30	5-9	0-1	4-5	3-4-7	1	2	0	1	14
2-7	DePAUL*	29	6-8	1-1	3-5	2-1-3	1	1	1	1	16
2-14	VILLANOVA*	33	3-7	0-1	2-2	4-0-4	2	3	1	1	8
2-16	At Creighton	DNP									
2-21	At Xavier	DNP									
2-25	MARQUETTE	DNP									
2-28	At DePaul	DNP									
3-3	GEORGETOWN	31	3-10	2-3	0-6	1-1-2	2	1	1	0	8
3-7	At Providence*	33	4-12	1-2	0-0	2-3-5	4	3	3	1	9
3-12	Xavier*	40	6-12	1-3	3-6	1-0-1	2	2	1	1	16
3-19	Texas*	36	2-10	1-1	2-4	1-4-5	3	1	1	0	7
3-21	Notre Dame*	41	5-15	2-3	8-8	2-1-3	1	0	2	3	20

\*Starter.

	G-GS	MIN	FGM-A	PCT	3FM-A	PCT	FTM-A	PCT	O/D	TOT	AVG.	PF-D	A	TO	B	S	PTS	AVG
2013-14	31-10	591	64-122	.525	5-11	.455	61-80	.763	54/38	92	3.0	70-1	33	21	6	18	194	6.3
2014-15	30-29	861	120-269	.446	23-67	.343	74-120	.617	47/62	109	3.6	80-3	50	40	17	24	337	11.2
Career	61-39	1452	184-391	.471	28-78	.359	135-200	.675	101/100	201	3.3	150-4	83	61	23	42	531	8.7

# 2014-15 Bulldogs



## #24 KELLEN DUNHAM G, 6-6, 185, Jr. Pendleton, Ind./Pendleton Heights

### Quick Hits:

- 2014-15 First Team All-BIG EAST.
- Chosen BIG EAST Player of the Week (Feb. 9).
- Named to the five-player All-Tournament Team at the Battle 4 Atlantis.
- Named to the 2014-15 BIG EAST Weekly Honor Roll five times.
- 2014-15 Preseason first team All-BIG EAST
- Played with Athletes In Action on a tour of the Philippines during the summer of 2014
- Chosen second team All-BIG EAST in 2013-14.
- Named to the All-Tournament Team at the 2013 Old Spice Classic.
- Chosen BIG EAST Player of the Week after Butler's win in the Crossroads Classic and chosen to the BIG EAST Weekly Honor Roll following the Old Spice Classic and after Butler's victory over North Dakota.
- Tied Butler's single game record for three-point field goal shooting by hitting seven of seven long-range shots against Seton Hall (3/8/14).
- Finished fifth on Butler's all-time sophomore scoring list with 508 points.
- Selected to the 2012-13 Atlantic 10 Conference All-Rookie Team. Named Atlantic 10 Conference Rookie of the Week four times in 2012-13.
- Set a Butler mark for most points by a freshman in his first game with 18 points in his debut against Elon.
- Tied Shelvin Mack (2008-09) for second place on Butler's list for most three-point field goals by a freshman (57).
- Led the state in scoring and free throw percentage as a senior.
- All-time leading scorer at Pendleton Heights High School.

### 2014-15:

First team All-BIG EAST...named to the USBWA All-District V Team...chosen BIG EAST Player of the Week on Feb. 9 and named to the BIG EAST Weekly Honor Roll five times...picked to the Battle 4 Atlantis All-Tournament Team...played in all 34 games, including 33 as a starter...led the Bulldogs and ranked third in the BIG EAST in scoring...ranked third in the conference in free throw shooting and three-point field goals...finished fifth in the league in three-point field goal shooting...scored in double-figures in 30 games...led the Bulldogs with 18 points against Maine...topped all scorers with 26 points in Butler's win over Chattanooga...led the Bulldogs with 17 points against Oklahoma...scored a team-high 16 points to lead Butler past Georgetown in the Battle 4 Atlantis third place game...shared the team scoring lead at Indiana State with 14 points...led the Bulldogs against Northwestern with 19 points...had a team-high 16 points and scored 1,000th career point at Tennessee...scored a game-high 23 points against Indiana...tallied 15 points against both UT-Martin and Belmont...led the Bulldogs with 28 points against #15/17 St. John's...had a team-high 18 points against Providence...scored 21 points in Butler's overtime win at Seton Hall...had 15 points against Seton Hall at home...had 17 points, including several clutch baskets down the stretch to help Butler win at Marquette in overtime...led the Bulldogs with 21 points at home against St. John's...scored a game-high 24 points at home against DePaul...shared the team lead with 19 points against #6 Villanova...led the Bulldogs with 19 points at Creighton...scored a game-high 22 points against Marquette at home...led the Bulldogs with 24 points at DePaul...scored 15 points at Providence...had 17 points against Xavier in the BIG EAST Tournament...led all players with 20 points against Texas in the NCAA Tournament.

### 2013-14:

Starter in all 31 games...led the team in scoring, three-point field goals, free throw shooting and minutes played...posted 26 points against Princeton...had 16 points in a career-high 44 minutes against Vanderbilt...set an Old Spice Classic single game record with a career-high 32 points against Washington State...led Butler with 20 points against LSU...posted 29 points and added a career-high four assists against North Dakota...led all scorers with 25 points in Butler's Crossroads Classic win over Purdue...had a team-high 22 points against Villanova...scored 30 points and matched or broke career-highs for field goals (9), field goal attempts (25), three-point field goals (6), three-point attempts (14), blocked shots (2) and minutes played (47) against DePaul...led the Bulldogs with 21 points against Georgetown...shared the team scoring lead with 18 points against Marquette...led the Bulldogs with 17 points and six rebounds at Providence...led the Bulldogs with 16 points and seven rebounds at Marquette...had 15 points and a team-high six rebounds at Georgetown...had a team-high 25 points at home against Providence...led the Bulldogs with 12 points and seven rebounds at Villanova...topped the Bulldogs with a career-high nine rebounds at DePaul...hit a school-record seven of seven three-point field goals and scored 29 points to lead Butler past Seton Hall at home.

### 2012-13:

Played in all 36 Butler games, including 13 as a starter...finished second on the team in three-point field goals...fifth on the squad in scoring...came off the bench with 18 points in his first collegiate regular season game against Elon...had four points, four rebounds, and two assists in first collegiate start against Marquette

at the Maui Invitational...shared the team scoring lead with 17 points and grabbed five rebounds in Butler's victory over #9 North Carolina in the semifinals of the Maui Invitational...hit four three-point field goals and scored 14 points against #8 Gonzaga...led Butler with 15 points against Manchester.

### High School:

Four-year varsity starter at Pendleton Heights High School...two-time team Most Valuable Player...three-time All-Conference and All-County Performer...two-time All-State...Madison County Player of the Year...2012 Indiana All-Star...team captain as a senior...led the state of Indiana in scoring and free throw shooting in 2011-12...fourth in the state in total points as a junior...averaged 29.5 points in final prep season and shot 92.1% from the free throw line...set school records for single game and career scoring...averaged 23.5 points as a junior and 17.0 points as a sophomore...posted a high-game of 45 points against Alexandria as a senior...scored 41 points against Fort Wayne Northrop as a junior...had a high-game of 10 rebounds against both Anderson and Alexandria as a senior...recorded nine assists against Alexandria as a senior...helped Pendleton Heights to a 23-3 record (7-0 conference mark) in 2011-12...led high school team to a 20-6 mark in 2010-11...played on teams that won two conference championships, three county titles and two sectional crowns...earned four varsity letters in basketball...honor student and YMAD (You Make A Difference) Award winner...High School Coach: Brian Hahn.

**Personal:** Son of Jim and Christy Dunham...born 6/18/93...Business major.

### Kellen Dunham Career Highs

- Points:** 32 vs. Washington State, 11/28/13
- Field Goals:** 11 vs. Seton Hall, 3/8/14
- Field Goal Attempts:** 25 vs. DePaul, 1/9/14
- 3-Point Field Goals:** 7 vs. Seton Hall, 3/8/14
- 3-Point Field Goal Attempts:** 14 vs. DePaul, 1/9/14
- Free Throws:** 10 vs. Chattanooga, 11/18/14; at DePaul, 2/28/15
- Free Throw Attempts:** 12 vs. Chattanooga, 11/18/14
- Rebounds:** 9 at DePaul, 3/6/14
- Assists:** 4 vs. North Dakota, 12/7/13
- Steals:** 2 vs. Princeton, 11/16/13; vs. NJIT, 12/28/13; at Providence, 1/21/14; vs. Seton Hall, 3/12/14; vs. North Carolina, 11/26/14; at Indiana State, 12/3/14; vs. Kennesaw State, 12/8/14; vs. Belmont, 12/28/14; at Villanova, 12/31/14
- Blocked Shots:** 2 vs. DePaul, 1/9/14
- Minutes:** 47 vs. DePaul, 1/9/14


### 2014-15 Kellen Dunham Game-By-Game

Date	Opponent	MIN	FG	3PT	FT	O-D-T	AST	TO	B	S	PTS
11-15	MAINE*	29	6-10	5-7	1-2	0-3-3	2	3	0	0	18
11-18	CHATTANOOGA*	35	7-12	2-5	10-12	1-2-3	1	3	0	0	26
11-22	LOYOLA, MD.*	25	5-9	3-3	0-0	0-1-1	0	1	0	0	13
11-26	North Carolina*	34	3-17	1-10	4-4	1-3-4	1	4	0	2	11
11-27	Oklahoma*	34	5-16	2-6	5-6	1-4-5	0	1	0	1	17
11-28	Georgetown*	33	5-10	2-6	4-4	0-2-2	0	1	0	0	16
12-3	At Indiana State*	31	5-7	3-3	1-2	0-1-1	0	4	0	2	14
12-6	NORTHWESTERN*	30	6-9	1-1	6-6	1-3-4	0	0	0	0	19
12-8	KENNESAW STATE*	24	2-5	2-3	7-8	0-0-0	2	0	0	2	13
12-14	At Tennessee*	34	5-14	4-11	2-2	4-0-4	2	1	0	1	16
12-20	Indiana*	37	6-13	2-5	9-9	1-0-1	1	2	0	0	23
12-22	UT-MARTIN*	33	5-9	1-4	4-4	1-2-3	0	1	0	0	15
12-28	BELMONT*	36	5-11	4-6	1-2	2-3-5	1	3	0	2	15
12-31	At Villanova*	34	4-10	0-2	2-2	0-1-1	1	1	0	2	10
1-3	At St. John's*	35	8-16	6-7	6-8	1-3-4	0	2	0	0	28
1-6	PROVIDENCE*	35	6-16	3-8	3-4	0-0-0	1	0	0	1	18
1-10	XAVIER*	34	2-8	0-1	6-6	1-1-2	1	0	0	0	10
1-13	At Seton Hall*	41	7-14	2-6	5-6	0-5-5	1	2	0	0	21
1-17	At Georgetown*	32	5-9	1-2	2-4	0-1-1	3	3	0	0	13
1-21	CREIGHTON*	33	2-12	1-8	2-2	1-3-4	1	0	0	0	7
1-25	SETON HALL*	32	5-10	3-6	2-5	0-3-3	1	1	0	1	15
1-31	At Marquette*	42	5-16	1-6	6-7	0-2-2	2	0	0	1	17
2-3	ST. JOHN'S*	35	6-12	2-6	7-7	2-5-7	0	1	0	0	21
2-7	DePAUL*	34	6-12	4-9	8-8	0-3-3	1	1	0	0	24
2-14	VILLANOVA*	33	6-12	2-6	5-5	0-3-3	1	2	0	0	19
2-16	At Creighton*	39	8-15	3-4	0-1	0-0-0	0	1	0	1	19
2-21	At Xavier*	25	2-5	1-3	4-6	0-0-0	3	4	0	1	9
2-25	MARQUETTE*	32	8-14	4-6	2-2	0-1-1	0	1	1	0	22
2-28	At DePaul*	34	6-11	2-4	10-10	0-1-1	0	0	0	0	24
3-3	GEORGETOWN	37	3-12	2-9	0-0	0-3-3	2	0	0	0	8
3-7	At Providence*	36	4-12	3-7	4-4	1-3-4	1	4	0	0	15
3-12	Xavier*	37	6-14	1-6	4-6	0-2-2	0	4	0	1	17
3-19	Texas*	37	5-14	2-7	8-11	0-2-2	2	0	0	1	20
3-21	Notre Dame*	41	2-13	2-5	2-2	0-3-3	0	0	0	0	8

\*Starter.

	G-GS	MIN	FGM-A	PCT	3FM-A	PCT	FTM-A	PCT	O/D	TOT	AVG.	PF-D	A	TO	B	S	PTS	AVG
2012-13	36-13	939	97-259	.375	57-165	.345	91-105	.867	21/78	99	2.8	44-0	40	36	4	21	342	9.5
2013-14	31-31	1119	164-420	.390	78-220	.355	102-127	.803	13/110	123	4.0	46-0	52	66	8	21	508	16.4
2014-15	34-33	1153	171-399	.429	77-188	.410	142-167	.850	18/69	87	2.6	47-1	31	51	1	19	561	16.5
Career	101-77	3211	432-1078	.401	212-573	.370	335-399	.840	52/257	309	3.1	137-1	123	153	13	61	1411	14.0

# 2014-15 Bulldogs



## #21 ROOSEVELT JONES F, 6-4, 227, Jr. O'Fallon, Ill./O'Fallon

### Quick Hits:

- 2014-15 Second Team All-BIG EAST.
- Named one of 15 finalists for the Julius Erving Award, given to the nation's best small forward.
- Honorable mention preseason All-BIG EAST.
- Named to the 2014-15 BIG EAST Weekly Honor Roll on Dec. 8, Jan. 19 and Jan. 26.
- Sat out the 2013-14 season as a medical red-shirt (wrist injury suffered during team's summer trip to Australia).

- Lone Butler player to start all 36 games in 2012-13.
- Named to the 2012-13 Atlantic 10 Conference All-Defensive Team.
- Picked to the 2012-13 All-Glue Team in Sports Illustrated.
- Chosen Atlantic 10 Conference Player of the Week, following Butler's victory over top-ranked Indiana, and conference Co-Player of the Week, after the Bulldogs' wins over Richmond and Gonzaga.
- Hit a 10-foot shot at the buzzer after coming up with a steal with four seconds remaining to lift Butler past #8 Gonzaga.
- Selected as the USBWA Oscar Robertson National Player of the Week, following Butler's win over Gonzaga.

### 2014-15 Highlights:

Second team All-BIG EAST...named to the BIG EAST Weekly Honor Roll three times...starter in all 34 games...led the team in assists and finished second in scoring and rebounding...ranked sixth in the BIG EAST in assists...scored 14 points and added a career-high nine assists against Maine in his regular season return to the Bulldogs...posted 10 points, six assists and four steals against Loyola, Maryland...had 12 points, eight rebounds and six assists against #5 North Carolina...shared the team scoring lead with 14 points at Indiana State...had 12 points, six rebounds, four assists and three blocked shots against Northwestern...led Butler with 19 points, seven rebounds and seven assists against Kennesaw State...led all players with 20 points against Belmont...scored 14 points at St. John's...had 13 points and eight rebounds against Providence...tallied 16 points and seven assists to help lead Butler past Xavier...scored 23 points at Seton Hall...posted a career-high 28 points at Georgetown...led Butler past Creighton with 18 points, 10 rebounds, six assists and three blocked shots...had 12 points and seven rebounds against Seton Hall at home...tallied 20 points in Butler's home win over DePaul...had 18 points, six rebounds and six assists and scored the game-winning shot with 0:01.5 left at Creighton...had 10 points and scored his 1,000th career point against Marquette at home...scored 16 points at DePaul...led the Bulldogs with 16 points, including a career-best eight of eight from the free throw line, at Providence...grabbed 10 rebounds against Xavier in the BIG EAST Tournament.

### 2012-13 Highlights:

Named to the Atlantic 10 Conference All-Defensive Team...three-time A-10 Player of the Week...starter in all 36 Butler games...ranked first on the team in assists, second in rebounds and third in points...scored 16 points, grabbed a game-high 12 rebounds and had a game-high seven assists to help lead Butler past top-ranked Indiana...sparked the Bulldogs with a season-high 24 points in 29 minutes against Penn...scored a game-high 16 points and added seven rebounds and four assists in Butler's win at Dayton...posted second double-double of the season with 10 points and a game-high 12 rebounds against Richmond...led the Bulldogs with 20 points and hit the game-winner at the buzzer against #8 Gonzaga...scored 14 points, grabbed five rebounds and had four assists against Bucknell in his first NCAA Tournament game.

### 2011-12 Highlights:

Named to the Horizon League All-Newcomer Team...played in 36 games, including 31 as a starter...finished as Butler's leading rebounder...second on the squad in assists...set a Butler freshman record with four double-doubles...sat out Butler's season-opener at Evansville with back problems...had six points, six rebounds and two blocked shots in first collegiate start against Oakland City...recorded first collegiate double-double with team-highs of 10 points and 11 rebounds against #8 Xavier...led the Bulldogs with 12 rebounds against Green Bay at Hinkle Fieldhouse...scored a team-leading 16 points, including 14 in the first half, and pulled down a team-high eight rebounds at Green Bay...recorded second career double-double with 16 points and a career-high 12 rebounds against Detroit at Hinkle Fieldhouse...led the Bulldogs with a season-high 17 points at Cleveland State...posted 11 points and 12 rebounds against Indiana State...had second straight double-double with team-highs of 13 points and 10 rebounds against UIC...matched his season-high and shared the team scoring lead with 17 points against Milwaukee in the league tournament.

**High School:** Three-year starter at O'Fallon High School...team captain... finished his career in second place on O'Fallon's all-time rebounding list (918) and third on the school's all-time scoring list (1,483)...shot 60.8% from the field for his career...O'Fallon's all-time leader in steals (240)...holds school's single season record for steals (113 in 2009-10)...led the Southwestern Conference in rebounding (10.4) and steals (2.9), and ranked second in the league in scoring (17.2) and assists (4.5) as a senior...finalist for the McDonald's All-America Team as a senior...selected first team 3A/4A All-State in 2009-10...earned second team All-State honors in 2010-11...two-time Belleville News-Democrat Class 3A/4A Player of the Year...named Most Valuable Player of the Southwestern Conference for two consecutive years (2010 & 2011)...two-time first team All-Metro East selection...two-time first team All-Southwestern Conference...helped lead O'Fallon to a school-record 30-4 campaign and a fourth place finish in the Illinois State Tournament as a junior...led O'Fallon to a 20-7 record and a conference championship in 2010-11...posted 17.2 points per game and 10.4 rebounds per outing in 2010-11...averaged 19.3 points and 12.1 rebounds as a junior...had a high game of 31 points against both Centralia and Belleville East as a junior...grabbed 21 rebounds in a game against Simeon as a junior...High School Coach: Rick Gibson...Personal: Digital Media major...born 1/25/93...son of Vickie Franklin (mom), Hosea Franklin (stepdad), Robert Jones (dad) and Creola Jones (stepmom).

### Roosevelt Jones Career Highs

- Points:** 28 at Georgetown, 1/17/15
- Field Goals:** 12 at Georgetown, 1/17/15
- Field Goal Attempts:** 19 at Georgetown, 1/17/15; vs. Notre Dame, 3/21/15
- 3-Point Field Goals:** 0
- 3-Point Field Goal Attempts:** 1 at La Salle, 1/23/13
- Free Throws:** 8 at Dayton, 1/12/13; vs. Rhode Island, 2/2/13; at Providence, 3/7/15
- Free Throw Attempts:** 14 vs. Cleveland State, 1/13/12
- Rebounds:** 12 vs. Green Bay, 12/29/11; vs. Detroit, 2/4/12; vs. Indiana State, 2/18/12; vs. Indiana, 12/15/12; vs. Richmond, 1/16/13
- Assists:** 9 vs. Maine, 11/15/14
- Steals:** 5 vs. IUPUI, 12/5/12
- Blocked Shots:** 4 vs. Saint Louis, 2/22/13
- Minutes:** 44 vs. Xavier, 3/12/15; vs. Notre Dame, 3/21/15

### 2014-15 Roosevelt Jones Game-By-Game


Date	Opponent	MIN	FG	3PT	FT	O-D-T	AST	TO	B	S	PTS
11-15	MAINE*	29	7-9	0-0	0-0	0-4-4	9	3	1	2	14
11-18	CHATTANOOGA*	37	3-11	0-0	2-6	1-3-4	7	2	0	0	8
11-22	LOYOLA, MD.*	26	3-5	0-0	4-5	0-1-1	6	1	0	4	10
11-26	North Carolina*	31	3-11	0-0	6-8	6-2-8	6	2	0	0	12
11-27	Oklahoma*	33	2-9	0-0	0-0	4-2-6	2	2	0	2	4
11-28	Georgetown*	32	3-7	0-0	1-3	1-3-4	3	4	1	0	7
12-3	At Indiana State*	32	4-10	0-0	6-9	2-2-4	4	2	0	0	14
12-6	NORTHWESTERN*	38	5-13	0-0	2-6	4-2-6	4	2	3	1	12
12-8	KENNESAW STATE*	29	7-10	0-0	5-6	2-5-7	7	2	1	1	19
12-14	At Tennessee*	36	2-9	0-0	2-3	3-3-6	2	4	1	0	6
12-20	Indiana*	38	5-15	0-0	1-4	1-7-8	2	3	1	0	11
12-22	UT-MARTIN*	30	4-7	0-0	1-1	1-7-8	1	5	1	2	9
12-28	BELMONT*	38	8-12	0-0	4-9	4-3-7	3	3	0	1	20
12-31	At Villanova*	33	4-15	0-0	0-1	5-4-9	2	3	1	1	8
1-3	At St. John's*	39	7-12	0-0	0-2	0-4-4	3	3	2	0	14
1-6	PROVIDENCE*	39	5-18	0-0	3-5	6-2-8	2	3	0	0	13
1-10	XAVIER*	39	5-11	0-0	6-9	1-2-3	7	2	0	2	16
1-13	At Seton Hall*	42	9-15	0-0	5-8	5-3-8	1	2	1	0	23
1-17	At Georgetown*	37	12-19	0-0	4-6	1-2-3	0	2	0	2	28
1-21	CREIGHTON*	39	8-17	0-0	2-6	5-5-10	6	3	3	1	18
1-25	SETON HALL*	33	4-9	0-0	4-4	3-4-7	2	1	2	0	12
1-31	At Marquette*	39	1-12	0-0	0-0	3-0-3	4	2	1	0	2
2-3	ST. JOHN'S*	36	6-12	0-0	1-2	0-2-2	4	6	0	0	13
2-7	DePAUL*	35	7-11	0-0	6-9	0-3-3	2	3	0	2	20
2-14	VILLANOVA*	35	2-11	0-0	2-2	1-4-5	3	0	0	0	6
2-16	At Creighton*	38	8-17	0-0	2-3	3-3-6	6	3	0	0	18
2-21	At Xavier*	35	5-12	0-0	4-5	1-2-3	0	2	0	0	14
2-25	MARQUETTE*	34	3-10	0-0	4-8	2-2-4	6	0	0	3	10
2-28	At DePaul*	36	6-13	0-0	4-6	1-4-5	4	4	0	2	16
3-3	GEORGETOWN*	33	2-10	0-0	3-6	0-3-3	3	4	0	3	7
3-7	At Providence*	39	4-9	0-0	8-8	0-3-3	3	3	0	0	16
3-12	Xavier*	44	2-9	0-0	0-3	2-8-10	4	4	1	0	4
3-19	Texas*	29	3-10	0-0	0-0	0-1-1	4	1	1	0	6
3-21	Notre Dame*	44	9-19	0-0	5-7	2-3-5	3	3	0	2	23

\*Starter.

	G-GS	MIN	FGM-A	PCT	3FM-A	PCT.	FTM-A	PCT	O/D	TOT	AVG.	PF-D	A	TO	B	S	PTS	AVG
2011-12	36-31	999	112-246	.455	0-0	.000	55-110	.500	94/121	215	6.0	95-3	59	53	16	35	279	7.8
2012-13	36-36	1107	143-295	.485	0-1	.000	79-143	.552	77/126	203	5.6	100-4	126	103	17	31	365	10.1
2014-15	34-34	1207	168-399	.421	0-0	.000	97-160	.606	70/108	178	5.2	84-1	125	89	21	31	433	12.7
Career	106-101	3313	423-940	.453	0-1	.000	231-413	.559	241/355	596	5.6	279-8	310	245	54	97	1077	10.2



# 2014-15 Bulldogs



**#31 KAMERON WOODS**  
**F, 6-9, 200, Sr.**  
**Louisville, Ky./Eastern**

**Quick Hits:**

- Second all-time leading rebounder at Butler.
- Selected to the East Team for the 2015 NABC College All-Star Game (Grabbed 14 rebounds in 17 minutes).
- Named to the BIG EAST Weekly Honor Roll on March 9.
- Led the BIG EAST in rebounding in 2013-14 & 2014-15.
- Butler's leader in blocked shots for four straight seasons.
- Named to the Kentucky All-Star Team for the annual Indiana-Kentucky All-Star series as a senior in high school.
- Recorded high school team's first triple-double in more

than eight seasons in 2009-10.

**2014-15 Highlights:**

Starter in all 34 games...led the team and the BIG EAST in rebounding...finished with the second-highest single season rebounding total in Butler history...team's leading rebounder in 27 of 34 games...recorded first double-double of the season with 10 points and a career-high 16 rebounds against Chattanooga...led all players with 13 rebounds against #5 North Carolina...posted 11th career double-double with 10 points and 12 rebounds at Indiana State...had 16 rebounds at Tennessee...recorded third double-double of the season with 10 points and 12 rebounds against Indiana...led all players with 10 rebounds at St. John's...posted a double-double with 11 points and 11 rebounds against Providence...had second straight double-double with 13 points and 11 rebounds against Xavier...pulled down 15 rebounds at Seton Hall...matched his career-high with four blocks and hit two clutch free throws with 0:03 left to help Butler defeat Creighton...grabbed a career-high 18 rebounds in Butler's overtime win at Marquette...had a game-high 12 rebounds in Butler's win over St. John's...grabbed a game-high 12 rebounds against #6 Villanova...recorded seventh double-double of the season with 10 points and 10 rebounds at Creighton...had 14 points and seven rebounds against Marquette at home...posted 14 points and grabbed six rebounds at DePaul...recorded his eighth double-double of the season with 15 points and 16 rebounds at home against Georgetown...led all players with 12 rebounds at Providence...had a game-high 14 rebounds against Xavier in the BIG EAST Tournament...had nine points and nine rebounds against Texas in the NCAA Tournament...posted the second-highest NCAA Tournament game rebounding total in Butler history with 15 rebounds against Notre Dame.

**2013-14 Highlights:**

Starter in 30 games (did not play at St. John's while serving a temporary suspension)...led Butler and the BIG EAST in rebounding...finished third on the team in scoring...posted a double-double with 11 points and 10 rebounds against Princeton...had 10 points, nine rebounds and career-highs of four assists and four blocked shots in a career-high 41 minutes against Vanderbilt...recorded second double-double with 12 points and 10 rebounds at Ball State...had a game-high 10 rebounds against Washington State...notched third double-double of the season with 12 points and 11 rebounds against LSU...had a perfect shooting night while scoring 11 points against Manchester...grabbed a game-high 12 rebounds against Purdue...pulled down 13 rebounds at Evansville and 12 against NJIT...recorded fourth double-double with career-highs of 17 points and 14 rebounds in a career-high 41 minutes against DePaul...grabbed a game-high 10 rebounds at Creighton...sparked the Bulldogs past Marquette in overtime with 16 points and a career-high 14 rebounds, including nine points and six rebounds in the extra period...had 11 points, 8 rebounds and 4 assists at Seton Hall...posted a career-high five assists at Marquette...led all players with 12 rebounds against Creighton...grabbed a game-high 10 rebounds against Providence at home...led both teams with nine rebounds against Seton Hall in Hinkle Fieldhouse...led all players with 12 rebounds and matched his career-high with four blocked shots against Seton Hall in the BIG EAST Tournament.

**2012-13 Highlights:**

Played in all 36 Butler games...led the Bulldogs in blocked shots...ranked third on the team in rebounding and sixth in scoring...recorded fourth career double-double with 10 points and a career-high 12 rebounds in Butler's victory over Evansville...came off the bench with a career-high 17 points to share Butler's scoring lead at Massachusetts...came off the bench with eight rebounds, four points and two blocked shots against Bucknell in his first NCAA Tournament game.

**2011-12 Highlights:**

Played in 36 games, including five as a starter...led the Bulldogs and ranked seventh in the Horizon League in blocked shots...fourth on the team in offensive rebounds...posted three double-doubles...recorded first collegiate double-double with 10 points and 11 rebounds in 14 minutes against Oakland City in first career start...posted second consecutive double-double with 10 points and 11 rebounds

against Valparaiso.

**High School:** Two-year varsity starter at Eastern High School in Louisville, Kentucky...team captain as a senior...named high school team's Defensive Player of the Year in 2010-11...chosen first team All-District and first team All-Region as a senior...named to the Kentucky All-Star Team for the annual summer Indiana-Kentucky All-Star series...helped lead Eastern to a 33-3 campaign, a No. 1 state rank and a berth in the state semifinals in 2010-11...averaged a double-double (10.7 points, 10.7 rebounds) in three games at the state tournament...posted averages of 8.2 points and 8.7 rebounds in final high school season...posted a high game of 17 points against Fern Creek in 2010-11...pulled down 18 rebounds in a game against Jeffersonton as a senior...had 10 assists in a game against St. Xavier as a junior...averaged 8.5 points, 7.5 rebounds and 3.6 blocked shots as a junior for 21-9 Eastern...recorded Eastern's first triple-double in more than eight seasons with 15 points, 12 rebounds and 10 blocked shots against Fern Creek...picked up 13 Division I scholarship offers after a summer of playing with the BA Hoyas 17s following his junior season...father, Kevin, was a three-year starter at Tennessee and former teammate of Muggsy Bogues, Reggie Williams, David Wingate and the late Reggie Lewis at Baltimore Dunbar High School...High School Coach: Jason Couch.

**Personal:** Communications major...born 4/22/93...Son of Kevin Woods, Rhonda Clark.

**Kameron Woods Career Highs**

- Points:** 17 at Massachusetts, 3/7/13; vs. DePaul, 1/9/14
- Field Goals:** 7 at Massachusetts, 3/7/13; vs. DePaul, 1/9/14
- Field Goal Attempts:** 11 at Massachusetts, 3/7/13
- 3-Point Field Goals:** 2 vs. Oakland City, 11/29/11; vs. Purdue, 12/17/11; vs. Cleveland State, 1/13/12
- 3-Point Field Goal Attempts:** 6 at Loyola, 1/21/12
- Free Throws:** 8 vs. Marquette, 1/18/14
- Free Throw Attempts:** 12 vs. Marquette, 1/18/14
- Rebounds:** 18 at Marquette, 1/31/15
- Assists:** 5 at Marquette, 2/4/14
- Steals:** 4 vs. Purdue, 12/14/13; vs. Indiana, 12/20/14
- Blocked Shots:** 4 vs. Wright State, 2/28/12; vs. Vanderbilt, 11/19/13; vs. Seton Hall, 3/12/14; vs. Creighton, 1/21/15
- Minutes:** 45 vs. Notre Dame, 3/21/15

**2014-15 Kameron Woods Game-By-Game**

Date	Opponent	MIN	FG	3PT	FT	O-D-T	AST	TO	B	S	PTS
11-15	MAINE*	28	5-7	0-0	0-0	0-6-6	4	1	1	1	10
11-18	CHATTANOOGA*	33	3-10	0-0	4-7	6-10-16	0	0	1	2	10
11-22	LYOLA, MD.*	21	3-5	0-0	2-3	1-5-6	2	0	2	1	8
11-26	North Carolina*	28	2-6	0-0	2-4	8-5-13	0	1	1	2	6
11-27	Oklahoma*	29	0-4	0-0	4-5	1-3-4	1	0	2	1	4
11-28	Georgetown*	33	2-5	0-0	1-2	3-4-7	0	1	2	2	5
12-3	At Indiana State*	27	3-4	0-0	4-6	4-8-12	4	0	0	2	10
12-6	NORTHWESTERN*	30	3-6	0-0	1-2	2-7-9	1	4	1	0	7
12-8	KENNESAW STATE*	18	4-4	0-0	3-4	1-1-2	1	2	1	0	11
12-14	At Tennessee*	34	3-6	0-0	1-3	5-11-16	1	3	1	1	7
12-20	Indiana*	34	4-7	0-0	2-4	4-8-12	1	1	0	4	10
12-22	UT-MARTIN*	31	0-1	0-0	0-0	4-5-9	3	3	0	1	0
12-28	BELMONT*	31	4-6	0-0	0-0	2-3-5	2	1	1	1	8
12-31	At Villanova*	25	0-2	0-0	1-2	1-5-6	0	0	0	3	1
1-3	At St. John's*	32	2-6	0-0	4-4	2-8-10	0	0	1	0	8
1-6	PROVIDENCE*	30	4-7	0-0	3-4	5-6-11	1	2	2	0	11
1-10	XAVIER*	25	3-5	0-0	7-9	4-7-11	0	1	1	1	13
1-13	At Seton Hall*	41	2-6	0-0	5-8	5-10-15	0	1	2	1	9
1-17	At Georgetown*	34	0-2	0-0	2-2	0-6-6	1	0	0	1	2
1-21	CREIGHTON*	24	4-6	0-0	4-6	3-2-5	0	2	4	1	12
1-25	SETON HALL*	26	1-3	0-0	3-7	1-7-8	2	0	0	1	5
1-31	At Marquette*	38	1-6	0-0	2-2	7-11-18	0	2	2	1	4
2-3	ST. JOHN'S*	31	3-5	0-0	3-4	2-10-12	3	1	0	2	9
2-7	DePAUL*	30	2-3	0-0	3-6	1-7-8	1	0	0	0	7
2-14	VILLANOVA*	36	1-1	0-0	1-3	4-8-12	1	0	0	0	3
2-16	At Creighton*	37	5-10	0-0	0-0	2-8-10	3	1	0	1	10
2-21	At Xavier*	30	3-6	0-0	1-2	3-6-9	0	1	2	1	7
2-25	MARQUETTE*	29	6-9	0-0	2-4	0-7-7	1	1	0	1	14
2-28	At DePaul*	38	5-9	0-0	4-6	1-5-6	1	2	1	0	14
3-3	GEORGETOWN*	34	5-6	0-0	5-5	7-9-16	0	5	1	1	15
3-7	At Providence*	36	1-2	0-0	4-4	2-10-12	0	0	0	3	6
3-12	Xavier*	30	1-3	0-0	0-0	5-9-14	3	1	0	2	2
3-19	Texas*	37	2-3	0-0	5-8	0-9-9	1	0	0	1	9
3-21	Notre Dame*	45	4-9	0-0	0-0	5-10-15	1	4	3	1	8

\*Starter.

	G-GS	MIN	FGM-A	PCT	3FM-A	PCT.	FTM-A	PCT	O/D	TOT	AVG.	PF-D	A	TO	B	S	PTS	AVG
2011-12	36-5	634	57-154	.370	11-61	.180	26-43	.605	62/111	173	4.8	74-4	20	38	39	16	151	4.2
2012-13	36-0	613	64-117	.547	1-4	.250	34-52	.654	48/128	176	4.9	64-0	28	39	24	21	163	4.5
2013-14	30-30	1003	77-172	.448	0-0	.000	71-108	.657	61/209	270	9.0	60-1	61	70	30	26	225	7.5
2014-15	34-34	1065	91-180	.506	0-0	.000	83-126	.659	101/236	337	9.9	69-1	39	41	32	40	265	7.8
Career	136-69	3315	289-623	.464	12-65	.185	214-329	.650	272/684	956	7.0	267-6	148	188	125	103	804	5.9

# 2014-15 Bulldogs



**#0 AUSTIN ETHERINGTON**  
**F, 6-6, 215, Gr.**  
**Cicero, Ind./Hamilton Heights**

**Quick Hits:**

- Transfer from Indiana; eligible in 2014-15.
- Son of former Butler basketball player Brett Etherington.

**2014-15 Highlights:**

Played in 32 games...scored a career-high 11 points in 13 minutes in his first regular season

game with the Bulldogs...came off the bench with three points and three rebounds against Chattanooga...scored nine points in a career-high 25 minutes against Loyola Maryland...came off the bench with six points, three rebounds and two steals against Oklahoma... had five points and three rebounds in 12 minutes at Villanova... pulled down five rebounds in Butler's overtime win at Marquette... came off the bench with seven points and four rebounds at home against Marquette...had seven points and five rebounds at DePaul.

**2013-14 (at Indiana):** Played in 30 games, including six as a starter...averaged 2.0 points and 1.6 rebounds...shot 78.1 percent from the free throw line...scored a season-high seven points in a victory over Illinois...had six points and six rebounds against Northwestern...played a career-high 24 minutes at Ohio State and finished with two points, six rebounds, three assists, one blocked shot and one steal.

**2012-13 (at Indiana):** Played in seven games, before being sidelined for the season with a knee injury...averaged 1.9 points and 1.7 rebounds...had a season-high six points against Sam Houston State.

**2011-12 (at Indiana):** Played in 16 games and averaged 1.3 points...did not miss a shot in his collegiate debut, knocking down three field goals (including two from three-point range) and scoring eight points against Stony Brook.

**Background:** First team All-State player at Hamilton Heights High School...led Hamilton Heights in scoring (18.6), rebounding (8.5) and blocked shots (1.6) as a senior...named The Times Co-Player of the Year...chosen to the Indiana All-Star Team following his senior season and helped Indiana to a pair of victories over the Kentucky All-Stars...participated in the Derby Classic and advanced to the finals of the 3-Point Shootout...scored a season-high 32 points against Madison-Grant as a senior...had 20 or more points on 10 occasions in final prep season and recorded 10 double-doubles... averaged 22.9 points, 7.6 rebounds, 2.1 assists and 1.4 blocked shots as a junior at Hamilton Heights...posted 15.7 points and 7.0 rebounds as a sophomore...named to the Indiana Junior All-Star Team...played for the Indiana Elite AAU program...invited to the NBA Top 100 camp prior to his senior season in high school...High School Coach: Chad Ballenger...**Personal:** School Counseling major...born 5/25/92...son of Brett and Missy Etherington.

**Austin Etherington Career Highs**

- Points:** 11 vs. Maine, 11/15/14
  - Field Goals:** 5 vs. Maine, 11/15/14
  - Field Goal Attempts:** 7 vs. Oklahoma, 11/27/14
  - 3-Point Field Goals:** 2 vs. North Florida, 12/7/13\*; vs. Loyola, Maryland, 11/22/14
  - 3-Point Field Goal Attempts:** 5 vs. Oklahoma, 11/27/14
  - Free Throws:** 4 (Two times), last vs. Michigan, 2/2/14\*
  - Free Throw Attempts:** 6 vs. Michigan, 2/2/14\*
  - Rebounds:** 6 vs. Northwestern, 1/18/14\*
  - Assists:** 3 vs. Ohio State, 3/1/14\*
  - Steals:** 2 (Five times), last at Indiana State, 12/3/14
  - Blocked Shots:** 1 (Six times), last vs. St. John's, 2/3/15
  - Minutes:** 25 vs. Loyola Maryland, 11/22/14
- \*Recorded as a player at Indiana.

**2014-15 Austin Etherington Game-By-Game**

Date	Opponent	MIN	FG	3PT	FT	O-D-T	AST	TO	B	S	PTS
11-15	MAINE	13	5-6	0-1	1-1	2-0-2	2	0	0	1	11
11-18	CHATTANOOGA	14	1-2	1-1	0-0	1-2-3	1	0	0	2	3
11-22	LOYOLA, MD.	25	3-4	2-3	1-1	0-1-1	2	3	0	0	9
11-26	North Carolina	12	0-2	0-2	0-0	0-2-2	1	0	0	0	0
11-27	Oklahoma	19	2-7	1-5	1-2	0-3-3	0	1	0	2	6
11-28	Georgetown	12	0-1	0-0	0-0	0-1-1	0	1	0	0	0
12-3	At Indiana State	13	1-2	1-2	0-0	0-3-3	0	0	0	2	3
12-6	NORTHWESTERN	13	1-2	0-1	0-0	0-0-0	0	0	0	0	2
12-8	KENNESAW STATE	14	1-3	0-2	3-3	0-3-3	0	1	0	1	5
12-14	At Tennessee	6	0-0	0-0	0-0	1-1-2	0	0	0	0	0
12-20	Indiana	7	1-3	0-2	0-0	1-1-2	0	0	0	0	2
12-22	UT-MARTIN	10	0-1	0-1	0-0	0-2-2	0	1	0	1	0
12-28	BELMONT	9	0-1	0-1	0-0	0-1-1	0	1	0	0	0
12-31	At Villanova	12	2-3	1-1	0-0	0-3-3	2	0	0	0	5
1-3	At St. John's	12	0-1	0-0	0-0	1-0-1	1	0	0	0	0
1-6	PROVIDENCE	17	1-4	1-1	0-0	1-2-3	0	1	0	0	3
1-10	XAVIER	8	1-1	0-0	0-0	1-0-1	1	0	0	0	2
1-13	At Seton Hall	7	0-0	0-0	0-0	0-1-1	0	3	0	0	0
1-17	At Georgetown	8	0-1	0-0	2-2	2-2-4	1	1	0	0	2
1-21	CREIGHTON	14	0-3	0-2	0-0	0-2-2	1	0	0	0	0
1-25	SETON HALL	12	1-3	1-3	0-0	1-0-1	1	0	0	2	3
1-31	At Marquette	8	0-1	0-0	0-0	2-3-5	0	1	0	0	0
2-3	ST. JOHN'S	13	1-5	0-2	0-0	1-0-1	1	1	1	0	2
2-7	DePAUL	8	1-1	1-1	0-0	1-2-3	1	1	0	0	3
2-14	VILLANOVA	4	0-0	0-0	0-0	0-0-0	1	0	0	0	0
2-16	At Creighton	22	0-3	0-2	0-0	1-2-3	0	0	0	0	0
2-21	At Xavier	11	0-2	0-2	0-0	0-3-3	0	3	0	0	0
2-25	MARQUETTE	23	2-3	1-2	2-2	2-2-4	0	0	0	0	7
2-28	At DePaul	24	2-3	0-1	3-3	0-5-5	1	1	0	0	7
3-3	GEORGETOWN	6	0-0	0-0	0-0	0-0-0	0	1	0	0	0
3-7	At Providence	4	0-0	0-0	0-0	0-1-1	0	0	0	0	0
3-12	Xavier	12	0-0	0-0	0-0	0-1-1	0	1	0	0	0
3-19	Texas	DNP									
3-21	Notre Dame	DNP									

\*Starter.

	G-GS	MIN	FGM-A	PCT	3FM-A	PCT.	FTM-A	PCT	O/D	TOT	AVG.	PF-D	A	TO	B	S	PTS	AVG
2011-12*	16-0	77	7-16	.438	2-8	.250	4-5	.800	4/10	14	0.9	12-0	1	2	1	2	20	1.3
2012-13*	7-0	47	4-7	.571	1-3	.333	4-7	.571	4/8	12	1.7	10-0	3	5	1	2	13	1.9
2013-14*	29-6	309	14-44	.318	5-20	.250	25-32	.781	11/37	48	1.7	44-1	14	17	4	10	58	2.0
2014-15	32-0	391	26-68	.382	10-38	.263	13-14	.929	18/49	67	2.1	67-1	17	21	3	9	75	2.3
Career	84-6	824	51-135	.378	18-69	.261	46-58	.793	37/104	141	1.7	130-2	35	46	9	23	166	2.0

\*At Indiana.

# 2014-15 Bulldogs



**#13 JACKSON DAVIS**  
**F, 6-8, 210, Fr.**  
**Lexington, Ky./Lafayette**

**Quick Hits:**

- Lafayette High School's all-time leader in scoring, rebounding and blocked shots.
- Ranked in the "Top 10" in Kentucky in scoring and rebounding as a senior.
- One of seven finalists for Kentucky's "Mr. Basketball"

- Named to the Kentucky All-Star Team
- First Team All-State in 2013-14
- Son of former Kentucky basketball letterwinner Johnathon Davis.

**2014-15 Highlights:**

Played in 17 games...scored first collegiate points with a pair of free throws against Maine...had two points and grabbed a career-high four rebounds against Loyola, Maryland...grabbed two rebounds in two minutes at Indiana State...had three points and four rebounds in 10 minutes against Kennesaw State...came off the bench with four points and two rebounds in Butler's home win over Seton Hall...grabbed four rebounds in nine minutes at Xavier.

**Background:** First team all-state forward at Lafayette High School in Lexington, Kentucky...one of seven finalists for Kentucky's "Mr. Basketball" honor...named to the Kentucky All-Star Team for the annual summer Indiana-Kentucky All-Star series...averaged 24.6 points, 13.8 rebounds and 2.3 blocked shots as a senior...ranked ninth in the state in scoring and fourth in the state in rebounding in 2013-14...had a career-high 42 points and 17 rebounds in a game against Henry Clay...posted 32 points and a career-high 31 rebounds in a game against Lexington Catholic in final prep season...grabbed 21 rebounds against Tates Creek as a junior...pulled down 20 rebounds against Cesar Chavez during senior season...had 15 or more rebounds in 24 high school games...averaged 20.1 points and was named second team All-State as a junior...chosen to the Kentucky Junior All-Star Team following the 2012-13 season...finished his career as Lafayette's all-time leader in points (2,343), rebounds (1,372) and blocked shots (321)...ranked 12th all-time in Kentucky rebounding...named M.V.P. of high school's track squad...advanced to the state meet in the high jump...Scholar-Athlete...High School Coach: Mike Mendenhall...**Personal:** Finance/Marketing major...born 7/16/95...son of Jonathon and Ginger Davis.

**Jackson Davis Career Highs**

**Points:** 4 vs. Seton Hall, 1/25/15  
**Field Goals:** 2 vs. Seton Hall, 1/25/15  
**Field Goal Attempts:** 4 vs. Loyola Maryland, 11/22/14; vs. Seton Hall, 1/25/15  
**3-Point Field Goals:** 0  
**3-Point Field Goal Attempts:** 0  
**Free Throws:** 2 vs. Maine, 11/15/14  
**Free Throw Attempts:** 4 vs. Maine, 11/15/14; vs. Kennesaw State, 12/8/14  
**Rebounds:** 4 vs. Loyola Maryland, 11/22/14; vs. Kennesaw State, 12/8/14; at Xavier, 2/21/15  
**Assists:** 0  
**Steals:** 1 vs. Loyola Maryland, 11/22/14; vs. Kennesaw State, 12/8/14  
**Blocked Shots:** 1 vs. Loyola Maryland, 11/22/14; vs. Kennesaw State, 12/8/14; at Marquette, 1/31/15; at DePaul, 2/28/15  
**Minutes:** 10 vs. Kennesaw State, 12/8/14


**2014-15 Jackson Davis Game-By-Game**

Date	Opponent	MIN	FG	3PT	FT	O-D-T	AST	TO	B	S	PTS
11-15	MAINE	3	0-0	0-0	2-4	0-1-1	0	0	0	0	2
11-18	CHATTANOOGA	DNP									
11-22	LOYOLA, MD.	8	1-4	0-0	0-1	0-4-4	0	0	1	1	2
11-26	North Carolina	DNP									
11-27	Oklahoma	DNP									
11-28	Georgetown	DNP									
12-3	At Indiana State	2	0-1	0-0	0-0	0-2-2	0	0	0	0	0
12-6	NORTHWESTERN	DNP									
12-8	KENNESAW STATE	10	1-2	0-0	1-4	1-3-4	0	1	1	1	3
12-14	At Tennessee	DNP									
12-20	Indiana	DNP									
12-22	UT-MARTIN	3	0-1	0-0	0-0	1-1-2	0	1	0	0	0
12-28	BELMONT	DNP									
12-31	At Villanova	2	0-0	0-0	0-0	0-0-0	0	0	0	0	0
1-3	At St. John's	DNP									
1-6	PROVIDENCE	DNP									
1-10	XAVIER	5	0-1	0-0	0-0	0-0-0	0	0	0	0	0
1-13	At Seton Hall	DNP									
1-17	At Georgetown	DNP									
1-21	CREIGHTON	0+	0-0	0-0	0-0	0-0-0	0	0	0	0	0
1-25	SETON HALL	6	2-4	0-0	0-0	0-2-2	0	0	0	0	4
1-31	At Marquette	1	0-0	0-0	0-0	0-0-0	0	0	1	0	0
2-3	ST. JOHN'S	3	1-1	0-0	0-0	0-0-0	0	0	0	0	2
2-7	DePAUL	1	0-0	0-0	0-0	0-1-1	0	0	0	0	0
2-14	VILLANOVA	DNP									
2-16	At Creighton	6	1-1	0-0	0-0	1-0-1	0	0	0	0	2
2-21	At Xavier	9	0-2	0-0	0-0	0-4-4	0	0	0	0	0
2-25	MARQUETTE	2	0-0	0-0	0-0	0-0-0	0	0	0	0	0
2-28	At DePaul	3	0-0	0-0	0-0	0-2-2	0	1	1	0	0
3-3	GEORGETOWN	DNP									
3-7	At Providence	DNP									
3-12	Xavier	3	0-0	0-0	0-0	0-0-0	0	0	0	0	0
3-19	Texas	DNP									
3-21	Notre Dame	DNP									

\*Starter.

	G-GS	MIN	FGM-A	PCT	3FM-A	PCT.	FTM-A	PCT	O/D	TOT	AVG.	PF-D	A	TO	B	S	PTS	AVG
2014-15	17-0	67	6-17	.353	0-0	.000	3-9	.333	3/20	23	1.4	12-0	0	3	4	2	15	0.9

# 2014-15 Bulldogs



**#30 KELAN MARTIN**  
**G-F, 6-6, 215, Fr.**  
**Louisville, Ky./Ballard**

**Quick Hits:**

- Named BIG EAST Rookie of the Week on March 9.
- One of three players in Ballard High School history to score 2,000 career points.
- Grabbed over 1,000 career rebounds.
- Named to the 2014 Kentucky All-Star Team.
- First Team All-State in 2013-14.
- Finalist for Kentucky "Mr. Basketball" honors.

**2014-15 Highlights:**

Named BIG EAST Rookie of the Week on March 9...played in all 34 games...scored 12 points in his first collegiate game against Maine...scored a career-high 23 points and grabbed a career-high seven rebounds in 18 minutes against Loyola Maryland...shared the team scoring lead with 17 points in 17 minutes against #5 North Carolina...came off the bench with 10 points against Georgetown in the Battle 4 Atlantis third place game...had 11 points in 19 minutes at Indiana State...scored 17 points in 20 minutes against Kennesaw State...came off the bench with 13 points in 14 minutes at Tennessee...scored 10 points against UT-Martin...recorded five points and a career-high three assists at Seton Hall...came off the bench with eight points and three rebounds at Georgetown...had ten points in Butler's home win over Seton Hall...posted four points and four rebounds in Butler's overtime victory at Marquette...had seven points in 11 minutes off the bench in Butler's home win over St. John's...scored 10 points in 13 minutes against #6 Villanova...had eight points and four rebounds in a career-high 24 minutes at Xavier...came off the bench with nine points in 14 minutes at home against Marquette...had 14 points in Butler's win at Providence...came off the bench with seven points against Texas in his first NCAA Tournament game.

**Background:** First team All-State forward at Ballard High School in Louisville, Kentucky...named to the Kentucky All-Star Team for the annual summer Indiana-Kentucky All-Star series following his senior season...named a finalist for Kentucky "Mr. Basketball" honors...three-time All-Region performer...averaged 22.8 points and 8.7 rebounds as a senior at Ballard...shot 37% from three-point range...finished third on Ballard's all-time list for scoring (2,151 points)...ended his career as the school's all-time leading rebounder with 1,011 career rebounds...had 173 steals, 160 assists and 153 blocked shots during stellar prep career...scored a season-high 36 points against Doss as a senior...posted a career-high 37 points against Central as a junior...scored 30 or more points seven times during prep career...had 20 or more points in 21 games in final prep season...had 18 rebounds against Trinity as a senior and against Central as a junior...averaged 19.1 points and 10.2 rebounds as a junior, while helping Ballard to a state runner-up finish...named second team All-State and chosen to the Kentucky Junior All-Star Team in 2012-13...

**Kelan Martin Career Highs**

- Points:** 23 vs. Loyola, Maryland, 11/22/14
- Field Goals:** 9 vs. Loyola, Maryland, 11/22/14
- Field Goal Attempts:** 14 at Xavier, 2/21/15
- 3-Point Field Goals:** 4 vs. Kennesaw State, 12/8/14
- 3-Point Field Goal Attempts:** 8 at Tennessee, 12/8=14/14
- Free Throws:** 4 vs. North Carolina, 11/26/14
- Free Throw Attempts:** 6 vs. North Carolina, 11/26/14
- Rebounds:** 7 vs. Loyola, Maryland, 11/22/14
- Assists:** 3 at Seton Hall, 1/13/15
- Steals:** 1 vs. Loyola, Maryland, 11/22/14; vs. Kennesaw State, 12/8/14; at Tennessee, 12/14/14; vs. Creighton, 1/21/15; at Providence, 3/7/15
- Blocked Shots:** 2 vs. Indiana, 12/20/14; vs. Xavier, 3/12/15
- Minutes:** 24 at Xavier, 2/21/15


**2014-15 Kelan Martin Game-By-Game**

Date	Opponent	MIN	FG	3PT	FT	O-D-T	AST	TO	B	S	PTS
11-15	MAINE	20	5-10	0-4	2-3	1-1-2	2	1	0	0	12
11-18	CHATTANOOGA	9	0-3	0-1	0-1	1-0-1	0	0	0	0	0
11-22	LOYOLA, MD.	18	9-13	3-5	2-2	3-4-7	2	0	0	1	23
11-26	North Carolina	17	5-11	3-6	4-6	1-5-6	0	2	0	0	17
11-27	Oklahoma	16	1-8	0-3	1-1	1-1-2	0	3	0	0	3
11-28	Georgetown	15	4-8	0-2	2-2	1-1-2	0	0	0	0	10
12-3	At Indiana State	19	5-8	0-2	1-1	0-2-2	0	1	0	0	11
12-6	NORTHWESTERN	13	1-4	0-1	0-0	0-1-1	1	0	0	0	2
12-8	KENNESAW STATE	20	5-9	4-7	3-4	1-1-2	0	1	0	1	17
12-14	At Tennessee	14	4-9	3-8	2-5	0-3-3	0	1	0	1	13
12-20	Indiana	15	4-11	0-3	0-0	0-2-2	0	1	2	0	8
12-22	UT-MARTIN	19	4-11	0-4	2-3	2-2-4	0	2	0	0	10
12-28	BELMONT	16	2-7	0-4	0-0	1-1-2	0	2	0	0	4
12-31	At Villanova	15	1-6	0-3	0-1	0-0-0	1	2	0	0	2
1-3	At St. John's	7	0-2	0-1	0-0	0-0-0	0	0	0	0	0
1-6	PROVIDENCE	11	1-3	0-2	0-0	0-0-0	0	1	0	0	2
1-10	XAVIER	14	1-5	1-4	2-2	1-1-2	0	1	0	0	5
1-13	At Seton Hall	11	2-7	0-2	1-2	1-0-1	3	1	0	0	5
1-17	At Georgetown	16	4-9	0-0	0-0	0-3-3	0	1	0	0	8
1-21	CREIGHTON	14	2-6	0-0	3-3	1-1-2	1	2	0	1	7
1-25	SETON HALL	17	4-7	0-1	2-3	0-1-1	0	0	1	0	10
1-31	At Marquette	15	2-5	0-1	0-0	1-3-4	0	2	0	0	4
2-3	ST. JOHN'S	11	3-5	0-0	1-2	0-0-0	1	1	0	0	7
2-7	DePAUL	16	2-6	0-0	0-0	2-1-3	1	2	0	0	4
2-14	VILLANOVA	13	3-6	1-3	3-4	1-3-4	0	0	0	0	10
2-16	At Creighton	9	1-1	0-0	0-1	0-0-0	0	0	1	0	2
2-21	At Xavier	24	3-14	0-1	2-3	1-3-4	0	1	1	0	8
2-25	MARQUETTE	14	3-5	1-1	2-2	1-1-2	2	1	0	0	9
2-28	At DePaul	12	1-3	0-1	1-2	0-1-1	1	2	0	0	3
3-3	GEORGETOWN	7	1-3	1-1	0-0	0-0-0	0	0	0	0	3
3-7	At Providence	19	5-9	2-4	2-2	0-5-5	0	0	1	1	14
3-12	Xavier	14	0-1	0-1	0-0	0-2-2	0	1	2	0	0
3-19	Texas	15	3-5	0-0	1-1	0-0-0	0	1	0	0	7
3-21	Notre Dame	10	0-1	0-1	3-4	0-0-0	0	0	0	0	3

\*Starter.

	G-GS	MIN	FGM-A	PCT	3FM-A	PCT.	FTM-A	PCT	O/D	TOT	AVG.	PF-D	A	TO	B	S	PTS	AVG
2014-15	34-0	495	91-221	.412	19-77	.247	42-60	.700	21/49	70	2.1	54-0	15	33	8	5	243	7.1

## 2014-15 Bulldogs



**#4 TYLER WIDEMAN**  
**F, 6-8, 245, Fr.**  
**Schereville, Ind./Lake Central**

**Quick Hits:**

- First recruit signed by Butler head coach Brandon Miller.
- Member of the 2014 Indiana All-Star Team.
- Northwest Indiana Times Player of the Year
- 2014 First Team All-State

**Tyler Wideman Career Highs**

**Points:** 8 vs. Maine, 11/15/14; vs. Northwestern, 12/6/14; vs. Xavier, 1/10/15; vs. Marquette, 2/25/15  
**Field Goals:** 4 vs. Maine, 11/15/14; vs. Xavier, 1/10/15; vs. Marquette, 2/25/15  
**Field Goal Attempts:** 7 vs. Marquette, 2/25/15  
**3-Point Field Goals:** 0  
**3-Point Field Goal Attempts:** 0  
**Free Throws:** 4 vs. Georgetown, 11/28/14  
**Free Throw Attempts:** 6 vs. Northwestern, 12/6/14  
**Rebounds:** 9 vs. Belmont, 12/28/14; vs. Xavier, 1/10/15  
**Assists:** 4 at Xavier, 2/21/15  
**Steals:** 2 vs. Loyola, Maryland, 11/22/14  
**Blocked Shots:** 2 vs. Loyola, Maryland, 11/22/14; vs. UT-Martin, 12/22/14; vs. Belmont, 12/28/14  
**Minutes:** 26 vs. Marquette, 2/25/15

**2014-15 Highlights:**

Played in all 34 games, including five as a starter...scored eight points in 14 minutes against Maine in his first collegiate game... had four rebounds and career-highs of two blocked shots and two steals against Loyola Maryland...came off the bench with six points and three rebounds in seven minutes against Georgetown in the Battle 4 Atlantis third place game...scored five points and grabbed four rebounds in 13 minutes at Indiana State...came off the bench with eight points in 13 minutes against Northwestern...scored six points against Kennesaw State...led the Bulldogs with a career-high nine rebounds and added seven points, two assists and two blocked shots in 13 key minutes against Belmont...matched his career-highs with eight points and nine rebounds in 16 minutes against Xavier...sat out most of the St. John's game at home, after taking a blow to the head midway through the first half...given first collegiate start at Creighton...had a career-high four assists at Xavier...matched his career-high with eight points and pulled down eight rebounds at home against Marquette.

**Background:** 2014 IBCA Senior All-State first team...named the 2014 Northwest Indiana Times Player of the Year...tabbed as the 2013-14 Most Valuable Player of the Duneland Conference...two-time Lake Central Most Valuable Player...named to the Indiana All-Star Team for the 2014 Indiana-Kentucky All-Star series...chosen to the Indiana Junior All-Star Team in 2013...averaged 15.8 points and 7.1 rebounds while leading Lake Central to a state runner-up finish as a senior...posted 19 points and 12 rebounds in the state championship game, despite playing more than half the game with a deep cut over his eye...tallied a season-high 26 points in a victory over Crown Point as a senior...scored 25 points in a win over East Chicago Central...tallied a career-high 27 points against Merrillville as a junior...had 15 points and 18 rebounds against Kentucky in the second Indiana-Kentucky All-Star Game...played in the North-South Indiana All-Star Classic following senior season...averaged 15.1 points and 8.5 rebounds as a junior at Lake Central...had a high game of 25 points against Crown Point as a junior...posted 13.1 points and 7.3 rebounds as a sophomore...scored 25 points against Valparaiso in 2011-12...leading rebounder at Lake Central for four straight seasons...earned four varsity basketball letters...honor roll student...High School Coach: Dave Milausnic...**Personal:** Undecided major...born 11/18/95...son of Cammy Wideman and Robin Howard.


**2014-15 Tyler Wideman Game-By-Game**

Date	Opponent	MIN	FG	3PT	FT	O-D-T	AST	TO	B	S	PTS
11-15	MAINE	14	4-4	0-0	0-1	0-3-3	1	0	1	1	8
11-18	CHATTANOOGA	10	1-2	0-0	1-3	0-2-2	0	1	0	0	3
11-22	LOYOLA, MD.	14	1-3	0-0	0-3	2-2-4	0	0	2	2	2
11-26	North Carolina	8	1-2	0-0	2-2	2-2-4	0	1	0	0	4
11-27	Oklahoma	8	0-1	0-0	0-1	1-1-2	1	1	0	0	0
11-28	Georgetown	7	1-1	0-0	4-4	0-3-3	0	1	0	0	6
12-3	At Indiana State	13	2-3	0-0	1-2	1-3-4	0	2	1	1	5
12-6	NORTHWESTERN	13	3-5	0-0	2-6	1-2-3	0	1	1	0	8
12-8	KENNESAW STATE	17	2-3	0-0	2-5	1-1-2	1	0	0	1	6
12-14	At Tennessee	7	0-1	0-0	0-0	0-1-1	0	0	0	0	0
12-20	Indiana	13	0-1	0-0	0-0	0-1-1	1	1	0	0	0
12-22	UT-MARTIN	14	1-3	0-0	1-1	0-1-1	0	0	2	0	3
12-28	BELMONT	13	2-4	0-0	3-4	3-6-9	2	2	2	0	7
12-31	At Villanova	12	0-1	0-0	0-0	3-1-4	0	1	0	0	0
1-3	At St. John's	4	0-0	0-0	0-0	0-2-2	0	0	0	0	0
1-6	PROVIDENCE	7	0-1	0-0	0-2	1-1-2	1	0	0	0	0
1-10	XAVIER	16	4-4	0-0	0-3	3-6-9	0	1	1	0	8
1-13	At Seton Hall	15	1-2	0-0	0-0	1-2-3	0	0	0	0	2
1-17	At Georgetown	8	0-0	0-0	0-0	0-3-3	0	0	0	0	0
1-21	CREIGHTON	11	0-0	0-0	0-0	1-1-2	1	1	0	0	0
1-25	SETON HALL	10	0-1	0-0	1-2	0-4-4	2	1	1	1	1
1-31	At Marquette	5	0-1	0-0	0-0	1-0-1	0	0	0	0	0
2-3	ST. JOHN'S	4	1-1	0-0	0-0	0-0-0	0	1	0	0	2
2-7	DePAUL	10	0-0	0-0	0-0	0-0-0	0	2	1	0	0
2-14	VILLANOVA	6	0-0	0-0	0-0	1-0-1	0	1	1	0	0
2-16	At Creighton*	12	1-2	0-0	0-0	0-0-0	0	1	0	0	2
2-21	At Xavier*	25	1-1	0-0	0-0	1-3-4	4	0	0	1	2
2-25	MARQUETTE*	26	4-7	0-0	0-0	4-4-8	0	0	1	1	8
2-28	At DePaul*	16	0-1	0-0	0-0	2-2-4	0	2	0	0	0
3-3	GEORGETOWN*	9	0-0	0-0	0-2	2-0-2	1	0	0	0	0
3-7	At Providence	7	0-0	0-0	0-0	1-0-1	0	1	0	0	0
3-12	Xavier	6	0-1	0-0	0-0	0-0-0	0	0	0	0	0
3-19	Texas	7	0-0	0-0	0-0	0-0-0	0	0	1	1	0
3-21	Notre Dame	4	0-0	0-0	0-0	0-0-0	0	0	0	0	0

\*Starter.

	G-GS	MIN	FGM-A	PCT	3FM-A	PCT.	FTM-A	PCT	O/D	TOT	AVG.	PF-D	A	TO	B	S	PTS	AVG
2014-15	34-5	371	30-56	.536	0-0	.000	17-41	.415	32/57	89	2.6	62-1	15	22	15	9	77	2.3

# 2014-15 Bulldogs



**#34 TREY PETTUS**  
**F, 6-8, 245, Fr.**  
**Schereville, Ind./Lake Central**

**Quick Hits:**

- Earned a spot on the 2014-15 Butler roster during walk-on tryouts.
- Competed as a member of Butler's club basketball team as a freshman.

**Trey Pettus Career Highs**

**Points:** 5 vs. Maine, 11/15/14  
**Field Goals:** 2 vs. Maine, 11/15/14  
**Field Goal Attempts:** 2 vs. Maine, 11/15/14  
**3-Point Field Goals:** 1 vs. Maine, 11/15/14  
**3-Point Field Goal Attempts:** 1 vs. Maine, 11/15/14  
**Free Throws:**  
**Free Throw Attempts:**  
**Rebounds:**  
**Assists:** 3 vs. Kennesaw State, 12/8/14  
**Steals:** 1 vs. Maine, 11/15/14; vs. Kennesaw State, 12/8/14  
**Blocked Shots:**  
**Minutes:** 5 vs. Loyola, Maryland, 11/22/14

**2014-15 Highlights:**

Played in four games...hit first collegiate three-pointer and scored five points in his debut against Maine...played a career-high five minutes against Loyola Maryland...recorded three assists in four minutes against Kennesaw State.

**Background:**

Leading scorer on Butler's club basketball team in 2013-14...finished fifth in the region in scoring...helped lead Butler to a championship at the Butler Invitational and a runner-up finish at the Indiana Invitational...All-Conference and All-District performer at Mary Institute and Saint Louis Country Day School (MICDS) in 2012-13...team captain as a senior...led his prep team in scoring, assists, steals, three-point field goals and free throw percentage in final season...averaged 14.7 points as a senior...cashed 34 three-point field goals...had 62 assists and 33 steals in final season...posted a high game of 22 points against both Lutheran North and University City...recorded a high game of seven assists against both Lutheran South and Priory in 2012-13...shot 40% from three-point range as a junior...helped MICDS to a conference championship in 2012...earned three varsity basketball letters...honor roll student...High School Coach: Matthew Hixenbaugh...**Personal:** Actuarial Science major...born 9/26/94...son of Joel and Cheryl Pettus.

**2014-15 Trey Pettus Game-By-Game**

Date	Opponent	MIN	FG	3PT	FT	O-D-T	AST	TO	B	S	PTS
11-15	MAINE	4	2-2	1-1	0-0	0-0-0	0	1	0	1	5
11-18	CHATTANOOGA	DNP									
11-22	LOYOLA, MD.	5	0-1	0-0	0-0	0-0-0	0	0	0	0	0
11-26	North Carolina	DNP									
11-27	Oklahoma	DNP									
11-28	Georgetown	DNP									
12-3	At Indiana State	DNP									
12-6	NORTHWESTERN	DNP									
12-8	KENNESAW STATE	4	0-0	0-0	0-0	0-0-0	3	0	0	1	0
12-14	At Tennessee	DNP									
12-20	Indiana	DNP									
12-22	UT-MARTIN	DNP									
12-28	BELMONT	DNP									
12-31	At Villanova	DNP									
1-3	At St. John's	DNP									
1-6	PROVIDENCE	DNP									
1-10	XAVIER	DNP									
1-13	At Seton Hall	DNP									
1-17	At Georgetown	DNP									
1-21	CREIGHTON	DNP									
1-25	SETON HALL	2	0-0	0-0	0-0	0-0-0	0	0	0	0	0
1-31	At Marquette	DNP									
2-3	ST. JOHN'S	DNP									
2-7	DePAUL	DNP									
2-14	VILLANOVA	DNP									
2-16	At Creighton	DNP									
2-21	At Xavier	DNP									
2-25	MARQUETTE	DNP									
2-28	At DePaul	DNP									
3-3	GEORGETOWN	DNP									
3-7	At Providence	DNP									
3-12	Xavier	DNP									
3-19	Texas	DNP									
3-21	Notre Dame	DNP									

\*Starter.

	G-GS	MIN	FGM-A	PCT	3FM-A	PCT.	FTM-A	PCT	O/D	TOT	AVG.	PF-D	A	TO	B	S	PTS	AVG
2014-15	4-0	15	2-3	.667	1-1	1.000	0-0	.000	0/0	0	0.0	0-0	3	1	0	2	5	1.3

## 2014-15 Bulldogs



**#1 TYLER LEWIS**  
**G, 5-10, 171, Jr.**  
**Statesville, N.C./Oak Hill Academy**

**Quick Hits:**

•Transfer from North Carolina State, eligible in 2015-16.

**2013-14 (at North Carolina State):** Played in 36 games, including 18 as a starter...averaged 4.4 points, 3.8 assists and 1.3 rebounds,

while helping North Carolina State to a 22-14 record and a berth in the NCAA Tournament...started the team's final 14 games...led the Wolfpack in assists (135) and free throw shooting (.744)...set a school single season record for assist/turnover ratio (3.55)...had 70 assists and just 15 turnovers against ACC opponents...scored a season-high 15 points against Appalachian State...had a career-high 11 assists and no turnovers at Virginia Tech...posted nine assists and a career-high eight rebounds against Campbell.

**2012-13 (at North Carolina State):** Played in 34 games, including two as a starter...averaged 3.5 points, 1.4 assists and 1.1 rebounds...shot .859 from the free throw line...finished with 25 assists and just five turnovers in conference play...had a season-high six assists against Miami (Ohio) in his college debut...made his first collegiate start at Duke and finished with 13 points, six assists and just one turnover...scored a career-high 16 points against Miami (Fla.)...had 13 points off the bench against Virginia Tech.

**Background:** Named to the McDonald's All-America Team following his senior season at Oak Hill Academy (Va.)...chosen as the 2012 Virginia Gatorade Player of the Year...captured the Powerade Jam Fest skills competition title...averaged 12.0 points, 7.9 assists and 2.4 rebounds, while leading Oak Hill Academy to a 44-0 record...named the MVP of the Les Schwab Invitational, after averaging 15.0 points and leading Oak Hill to the team title...had 11 points and six assists in the Kentucky Derby Festival Basketball Classic all-star game...began his high school career at Forsyth Country Day School in North Carolina...finished as the school's all-time leader in scoring (1,927) and assists (685)...was runner-up for the 2011 Associated Press North Carolina Player of the Year...two-time North Carolina all-state performer...two-time PACIS Conference Player of the Year...two-time MaxPreps.com All-American...averaged 27.2 points, 7.4 assists, 3.0 rebounds and 2.5 steals in his final season at Forsyth...posted a 40-point performance at the Tournament of Champions while playing for Team Loaded...ranked No. 73 among high school prospects by ESPN's Dave Telep...ranked No. 54 overall and No. 7 among guards by Rivals.com.

**Tyler Lewis Career Highs**

**Points:** 16 vs. Miami (Fla.), 2/2/13  
**Field Goals:** 4 (Four times), last vs. Georgia Tech, 1/26/14  
**Field Goal Attempts:** 11 (Two times), last vs. NC Central, 11/20/13  
**3-Point Field Goals:** 2 (Five times), last vs. Syracuse, 3/14/14  
**3-Point Field Goal Attempts:** 4 (Three times), last at Virginia Tech, 2/22/14  
**Free Throws:** 8 vs. Miami (Fla.), 2/2/13  
**Free Throw Attempts:** 9 vs. Miami (Fla.), 2/2/13  
**Rebounds:** 8 vs. Campbell, 11/16/13  
**Assists:** 11 at Virginia Tech, 2/22/14  
**Steals:** 2 vs. Penn State, 11/15/12  
**Blocked Shots:** 1 (Two times), last at Florida State, 3/9/13  
**Minutes:** 39 (Two times), last vs. NC Central, 11/20/13

	G-GS	MIN	FGM-A	PCT	3FM-A	PCT.	FTM-A	PCT	O/D	TOT	AVG.	PF-D	A	TO	B	S	PTS	AVG
2011-12	36-31	999	112-246	.455	0-0	.000	55-110	.500	94/121	215	6.0	95-3	59	53	16	35	279	7.8
2012-13	36-36	1107	143-295	.485	0-1	.000	79-143	.552	77/126	203	5.6	100-4	126	103	17	31	365	10.1
Career	72-67	2106	255-541	.471	0-1	.000	134-253	.530	171/247	418	5.8	195-7	185	156	33	66	644	8.9

# 2014-15 BUTLER MEN'S BASKETBALL STATISTICS

(Record: 23-11; Home 13-3, Away 7-4, Neutral 3-4)

PLAYER	G-GS	MIN	Total		3-Point		FTM-A		PCT.		Rebounds		PF-D	A	TO	B	S	PTS	AVG.
			FGM-A	PCT.	FGM-A	PCT.	FTM-A	PCT.	O/D	TOT	AVG.								
Kellen Dunham	34-33	1153	171-399	.429	77-188	.410	142-167	.850	18/69	87	2.6	47-1	31	51	1	19	561	16.5	
Roosevelt Jones	34-34	1207	168-399	.421	0-0	.000	97-160	.606	70/108	178	5.2	84-1	125	89	21	31	433	12.7	
Andrew Chrabascz	30-29	861	120-269	.446	23-67	.343	74-120	.617	47/62	109	3.6	80-3	50	40	17	24	337	11.2	
Alex Barlow	34-34	1154	98-243	.403	57-153	.373	51-61	.836	16/120	136	4.0	103-3	88	64	2	74	304	8.9	
Kameron Woods	34-34	1065	91-180	.506	0-0	.000	83-126	.659	101/236	337	9.9	69-1	39	41	32	40	265	7.8	
Kelan Martin	34-0	495	91-221	.412	19-77	.247	42-60	.700	21/49	70	2.1	54-0	15	33	8	5	243	7.1	
Tyler Wideman	34-5	371	30-56	.536	0-0	.000	17-41	.415	32/57	89	2.6	62-1	15	22	15	9	77	2.3	
Austin Etherington	32-0	391	26-68	.382	10-38	.263	13-14	.929	18/49	67	2.1	67-1	17	22	3	9	75	2.3	
Trey Pettus	4-0	15	2-3	.667	1-1	1.000	0-0	.000	0/0	0	0.0	0-0	3	1	0	2	5	1.3	
Jackson Aldridge	19-1	96	8-20	.400	2-10	.200	4-9	.444	0/2	2	0.1	8-0	2	2	0	2	22	1.2	
Steven Bennett	9-0	25	3-7	.429	3-6	.500	0-0	.000	1/1	2	0.2	4-0	2	1	0	0	9	1.0	
Jackson Davis	17-0	67	6-17	.353	0-0	.000	3-9	.333	3/20	23	1.4	12-0	0	3	4	2	15	0.9	
Team										81/58	139		2		7				
<b>BUTLER</b>	34	6900	814-1882	.433	192-540	.356	526-767	.686	408/831	1239	36.4	592-11	387	376	103	217	2346	69.0	
<b>OPPONENTS</b>	34	6900	740-1785	.415	187-610	.307	406-595	.682	281/768	1049	30.9	654-12	371	431	151	183	2073	61.0	

DEADBALL REBOUNDS: BU 140, OPP. 114

BUTLER SCORING BY PERIODS	1st Half	2nd Half	OT	2OT	Total
Butler	1096	1207	43	0	2346
Opponents	967	1062	44	0	2073

## BIG EAST CONFERENCE GAMES

(Record: 12-6; Home 6-3, Away 6-3, Neutral 0-0)

PLAYER	G-GS	MIN	Total		3-Point		FTM-A		PCT.		Rebounds		PF-D	A	TO	B	S	PTS	AVG.
			FGM-A	PCT.	FGM-A	PCT.	FTM-A	PCT.	O/D	TOT	AVG.								
Kellen Dunham	18-17	623	93-216	.431	40-100	.400	74-87	.851	6/38	44	2.4	23-0	19	23	1	7	300	16.7	
Roosevelt Jones	18-18	661	98-233	.421	0-0	.000	58-90	.644	37/52	89	4.9	46-1	58	46	10	16	254	14.1	
Andrew Chrabascz	14-13	415	59-133	.444	10-33	.303	42-66	.636	25/27	52	3.7	46-3	23	21	11	11	170	12.1	
Alex Barlow	18-18	623	60-137	.438	36-79	.456	25-30	.833	10/68	78	4.3	47-1	55	36	0	34	181	10.1	
Kameron Woods	18-18	576	48-94	.511	0-0	.000	54-78	.692	50/132	182	10.1	36-0	14	19	16	18	150	8.3	
Kelan Martin	18-0	245	39-102	.382	6-25	.240	19-27	.704	9/23	32	1.8	24-0	10	17	4	2	103	5.7	
Austin Etherington	18-0	212	11-34	.324	5-17	.294	7-7	1.000	13/28	41	2.3	40-1	11	13	3	0	34	1.9	
Steven Bennett	4-0	7	2-3	.667	2-3	.667	0-0	.000	0/0	0	0.0	1-0	1	0	0	0	6	1.5	
Tyler Wideman	18-5	203	12-22	.545	0-0	.000	1-9	.111	21/29	50	2.8	40-1	9	12	5	3	25	1.4	
Jackson Davis	11-0	38	4-9	.444	0-0	.000	0-0	.000	1/9	10	0.9	9-0	0	1	2	0	8	0.7	
Jackson Aldridge	11-1	45	2-9	.222	1-5	.200	2-5	.400	0/2	2	0.2	4-0	2	0	0	1	7	0.6	
Trey Pettus	1-0	2	0-0	.000	0-0	.000	0-0	.000	0/0	0	0.0	0-0	0	0	0	0	0	0.0	
Team										45/30	75		2		6				
<b>BUTLER</b>	18	3650	428-992	.431	100-262	.382	282-399	.707	217/438	655	36.4	318-7	202	194	52	92	1238	68.8	
<b>OPPONENTS</b>	18	3650	410-953	.430	106-328	.323	235-327	.719	133/391	524	29.1	338-7	215	186	92	97	1161	64.5	

DEADBALL REBOUNDS: BU 75, OPP. 62

BUTLER SCORING BY PERIODS	1st Half	2nd Half	OT	2OT	Total
Butler	551	661	26	0	1238
Opponents	516	627	18	0	1161



# 2014-15 BUTLER GAME-BY-GAME RESULTS

DATE	W/L	OPPONENT	BU	OPP.	ATTD.	BUTLER SCORING LEADER	BUTLER REBOUND LEADER
N. 15	W	MAINE	99	57	7,652	18-Kellen Dunham	6-Kameron Woods, Alex Barlow
N. 18	W	CHATTANOOGA	70	48	5,409	26-Kellen Dunham	16-Kameron Woods
N. 22	W	LOYOLA, MD.	80	38	6,058	23-Kelan Martin	7-Kelan Martin
N. 26	W	#5/6 North Carolina%	74	66	3,136	17-Alex Barlow, Kelan Martin	13-Kameron Woods
N. 27	L	#rv/21 Oklahoma%	46	59	2,107	17-Kellen Dunham	6-Roosevelt Jones
N. 28	W	Georgetown%	64	58	1,542	16-Kellen Dunham	7-Kameron Woods
D. 3	W	At Indiana State	77	54	5,528	14-Kellen Dunham, Roosevelt Jones	12-Kameron Woods
D. 6	W	NORTHWESTERN	65	56	7,920	19-Kellen Dunham	9-Kameron Woods
D. 8	W	KENNESAW STATE	93	51	5,103	19-Roosevelt Jones	7-Roosevelt Jones
D. 14	L	At Tennessee	55	67	14,058	16-Kellen Dunham	16-Kameron Woods
D. 20	L	Indiana#	73	82	14,753	23-Kellen Dunham	12-Kameron Woods
D. 22	W	UT-MARTIN	64	37	5,891	17-Andrew Chrabascz	9-Kameron Woods
D. 28	W	BELMONT	67	56	7,752	20-Roosevelt Jones	9-Tyler Wideman
D. 31	L	At #5/6Villanova*	55	67	6,500	12-Alex Barlow, Andrew Chrabascz	9-Roosevelt Jones
J. 3	W	At #15/17 St. John's*	73	69	5,602	28-Kellen Dunham	10-Kameron Woods
J. 6	L	PROVIDENCE*	62	66	5,755	18-Kellen Dunham	11-Kameron Woods
J. 10	W	XAVIER*	88	76	9,100	19-Andrew Chrabascz	11-Kameron Woods
J. 13	W	At #21/21 Seton Hall* (OT)	79	75	7,574	23-Roosevelt Jones	15-Kameron Woods
J. 17	L	At Georgetown *	59	61	14,281	28-Roosevelt Jones	6-Woods, Barlow, Chrabascz
J. 21	W	CREIGHTON*	64	61	6,114	18-Roosevelt Jones	10-Roosevelt Jones
J. 25	W	#24/24 SETON HALL*	77	57	8,823	16-Andrew Chrabascz	8-Kameron Woods
J. 31	W	At Marquette* (OT)	72	68	15,342	30-Andrew Chrabascz	18-Kameron Woods
F. 3	W	ST. JOHN'S*	85	62	7,132	21-Kellen Dunham	12-Kameron Woods
F. 7	W	DePAUL*	83	73	9,100	24-Kellen Dunham	8-Kameron Woods
F. 14	L	VILLANOVA*	65	68	9,231	19-Kellen Dunham, Alex Barlow	12-Kameron Woods
F. 16	W	At Creighton*	58	56	17,971	19-Kellen Dunham	10-Kameron Woods
F. 21	L	At Xavier*	56	73	10,492	14-Roosevelt Jones	9-Kameron Woods
F. 25	W	MARQUETTE*	73	52	7,830	22-Kellen Dunham	8-Tyler Wideman
F. 28	W	At DePaul*	67	53	8,805	24-Kellen Dunham	6-Kameron Woods, Alex Barlow
M. 3	L	GEORGETOWN*	54	60	9,100	15-Kameron Woods	16-Kameron Woods
M. 7	W	At Providence*	68	64	12,400	16-Roosevelt Jones	12-Kameron Woods
M. 12	L	vs. Xavier** (OT)	61	67	13,245	22-Alex Barlow	14-Kameron Woods
M. 19	W	vs. Texas+	56	48	15,818	20-Kellen Dunham	9-Kameron Woods
M. 21	L	vs. Notre Dame+ (OT)	64	67	18,762	23-Roosevelt Jones	15-Kameron Woods

%--Battle 4 Atlantis, Nassau, Bahamas

#--Close The Gap Crossroads Classic, BankersLife Fieldhouse, Indianapolis, Ind..

\*--BIG EAST Conference game. \*\*--BIG EAST Conference Tournament, Madison Square Garden, New York, N.Y.

+--NCAA Tournament, CONSOL Energy Center, Pittsburgh, Pa.

## 2014-15 BULLDOG PERFORMANCE CHECK

	<u>Overall</u>	<u>Home</u>	<u>Away</u>	<u>Neutral</u>
2014-15 Record	23-11	13-3	7-4	3-4
BIG EAST Conference Record	12-6	6-3	6-3	0-0
Overtime Games	2-2	0-0	2-0	0-2
Record when leading at halftime	19-3	13-1	4-2	2-0
Record when trailing at halftime	4-7	0-2	3-2	1-3
Record when tied at halftime	0-1	0-0	0-0	0-1
Record when shooting 50% or better from the field	7-0	6-0	1-0	0-0
Record when shooting less than 50% from the field	16-11	7-3	6-4	3-4
Record when opponent shoots 50% or better from the field	1-1	1-0	0-1	0-0
Record when opponent shoots less than 50% from the field	22-10	12-3	7-3	3-4
Record when scoring more 3-point field goals than opponent	11-6	8-2	2-2	1-2
Record when scoring fewer 3-point field goals than opponent	10-5	5-1	4-2	1-2
Record when hitting more free throws than opponent	20-3	11-1	5-0	3-2
Record when hitting fewer free throws than opponent	3-8	1-2	2-4	0-2
Record when out-rebounding opponent	20-5	13-2	6-2	1-1
Record when being out-rebounded	2-6	0-1	0-2	2-3
Record when committing fewer turnovers than opponent	13-7	9-2	2-2	2-3
Record when committing more turnovers than opponent	6-4	2-1	4-2	0-1
Record in day games (Before 6 p.m.)	13-6	6-0	4-4	3-2
Record in night games (After 6 p.m.)	10-5	7-3	3-0	0-2

## 2014-15 BUTLER HIGHS/LOWS

### BUTLER INDIVIDUAL SEASON HIGHS

PTS	30	Andrew Chrabaszcz at Marquette, 1/31/15
FG	12	Roosevelt Jones at Georgetown, 1/17/15
FGA	19	Roosevelt Jones at Georgetown, 1/17/15
		Roosevelt Jones vs. Notre Dame, 3/21/15
FG% (5 made)	1.000	Alex Barlow (5-5) vs. St. John's, 2/3/15
3-PT FGs	6	Kellen Dunham at St. John's, 1/3/15
3-PT FGA	14	Alex Barlow vs. Xavier, 3/12/15
3-PT FG% (3 made)	1.000	Kellen Dunham (3-3) vs. Loyola, Maryland, 11/22/14
		Kellen Dunham (3-3) at Indiana State, 12/3/14
FT	10	Kellen Dunham vs. Chattanooga, 11/18/14
		Kellen Dunham at DePaul, 2/28/15
FTA	12	Kellen Dunham vs. Chattanooga, 11/18/14
FT% (5 made)	1.000	Kellen Dunham (10-10) at DePaul, 2/28/15
REB	18	Kameron Woods at Marquette, 1/31/15
AST	9	Roosevelt Jones vs. Maine, 11/15/14
STL	7	Alex Barlow vs. Providence, 1/6/15
BLK	4	Kameron Woods vs. Creighton, 1/21/15

### OPPONENT INDIVIDUAL SEASON HIGHS

PTS	31	D'Angelo Harrison, St. John's, 1/3/15
		Darrun Hilliard, Villanova, 2/14/15
FG	10	D'Angelo Harrison, St. John's, 1/3/15
FGA	21	D'Angelo Harrison, St. John's, 1/3/15
		Rysheed Jordan, St. John's, 2/3/15
FG% (5 made)	.875	Luke Fischer (7-8), Marquette, 2/25/15
3-PT FGs	8	Darrun Hilliard, Villanova, 2/14/15
3-PT FGA	13	Darrun Hilliard, Villanova, 2/14/15
3-PT FG% (3 made)	.800	Eric Robertson (4-5), Chattanooga, 11/18/14
FT	9	D'Angelo Harrison, St. John's, 1/3/15
FTA	14	Kris Dunn, Providence, 1/6/15
FT% (5 made)	1.000	Khadeen Carrington (7-7), Seton Hall, 1/13/15
REB	15	Angel Delgado, Seton Hall, 1/13/15
AST	7	Dee Davis, Xavier, 1/10/15
STL	6	Josh Richardson, Tennessee, 12/14/14
BLK	5	Kennedy Meeks, North Carolina, 11/26/14
		Daniel Ochefu, Villanova, 12/31/14
		Chris Obekpa, St. John's, 1/3/15
		Pat Connaughton, Notre Dame, 3/21/15

### BUTLER TEAM HIGHS/LOWS

HIGHS		
PTS	99	vs. Maine, 11/15/14
FG	41	vs. Maine, 11/15/14
FGA	72	vs. North Carolina, 11/26/14
FG%	.719	(41-57) vs. Maine, 11/15/14
3-PT FGs	10	vs. Tennessee, 12/14/14
3-PT FGA	29	vs. Tennessee, 12/14/14
3-PT FG% (10 att.)	.583	(7-12) at St. John's, 1/3/15
FT	32	vs. Xavier, 1/10/15
FTA	42	vs. Xavier, 1/10/15
FT% (10 att.)	1.000	(20-20) at Providence, 3/7/15
REB	57	vs. North Carolina, 11/26/14
AST	29	vs. Maine, 11/15/14
STL	17	vs. Kennesaw State, 12/8/14
BLK	7	vs. Creighton, 1/21/15; vs. Seton Hall, 1/25/15
TO	19	vs. North Carolina, 11/26/14
PF	25	vs. Xavier, 1/10/15
LOWS		
PTS	46	vs. Oklahoma, 11/27/14
FG	14	vs. Oklahoma, 11/27/14
FGA	43	at DePaul, 2/28/15
FG%	.237	(14-59) vs. Oklahoma, 11/27/14
3-PT FGs	1	vs. Northwestern, 12/6/14
3-PT FGA	5	vs. Northwestern, 12/6/14
3-PT FG% (10 att.)	.174	(4-23) vs. Oklahoma, 11/27/14
FT	3	at Creighton, 2/16/15
FTA	7	at Creighton, 2/16/15
FT% (10 att.)	.455	(10-22) vs. Georgetown, 3/3/15
REB	28	vs. Georgetown, 11/28/14; vs. Texas, 3/19/15
AST	6	vs. Oklahoma, 11/27/14; vs. Northwestern, 12/6/14;
		vs. Indiana, 12/20/14; at Georgetown, 1/17/15;
STL	3	vs. Tennessee, 12/14/14; at St. John's, 1/3/15;
		at Seton Hall, 1/13/15; at Marquette, 1/31/15;
		at Creighton, 2/16/15
BLK	1	vs. Chattanooga, 11/18/14; vs. N. Carolina, 11/26/14;
		at Indiana State, 12/3/14; at Georgetown, 1/17/15;
		vs. St. John's, 2/3/15; at Creighton, 2/16/15
TO	5	vs. Texas, 3/19/15
PF	10	vs. Loyola, Maryland, 11/22/14

### OPPONENT TEAM HIGHS/LOWS

HIGHS		
PTS	82	Indiana, 12/20/14
FG	30	Indiana, 12/20/14
FGA	71	Indiana, 12/20/14
FG%	.500	(25-50) at Tennessee, 12/14/14; (20-40) vs. Marquette, 2/25/15
3-PT FGs	12	Villanova, 2/14/15
3-PT FGA	26	Belmont, 12/28/14; Villanova, 2/14/15
3-PT FG% (10 att.)	.471	(8-17) Indiana, 12/20/14
FT	18	North Carolina, 11/26/14; DePaul, 2/7/15
FTA	32	North Carolina, 11/26/14
FT% (10 att.)	.867	(13-15) vs. Georgetown, 3/3/15
REB	48	Indiana, 12/20/14
AST	17	at Villanova, 12/31/14; Creighton, 1/21/15
STL	10	at Tennessee, 12/14/14; at DePaul, 2/28/15
BLK	10	North Carolina, 11/26/14; Providence, 1/6/15;
		Georgetown, 3/3/15
TO	22	Kennesaw State, 12/8/14
PF	26	Chattanooga, 11/18/14; Northwestern, 12/6/14; Xavier, 1/10/15
LOWS		
PTS	39	Loyola, Maryland, 11/22/14
FG	15	Loyola, Maryland, 11/22/14
FGA	40	vs. Marquette, 2/25/15
FG%	.294	(15-51) Loyola, Maryland, 11/22/14
3-PT FGs	2	vs. Oklahoma, 11/27/14; UT-Martin 12/22/14
3-PT FGA	11	at Georgetown, 1/17/15; vs. Marquette, 2/25/15
3-PT FG% (10 att.)	.118	(2-17) Oklahoma, 11/27/14
FT	3	UT-Martin, 12/22/14
FTA	6	Belmont, 12/28/14
FT% (10 att.)	.455	(5-11) Loyola, Maryland, 11/22/14
REB	18	vs. Marquette, 2/25/15
AST	5	Loyola, Md., 11/22/14; St. John's, 2/3/15
STL	1	Providence, 1/6/15
BLK	0	Northwestern, 12/6/14
TO	7	at Tennessee, 12/14/14
		at St. John's, 1/3/15
PF	13	Ut-Martin, 12/22/14

# 2014-15 BUTLER GAME-BY-GAME SCORING/REBOUNDING/ASSISTS

OPPONENT	Aldridge	Barlow	Bennett	Chrabascz	Davis	Dunham	Etherington	Jones	Martin	Pettus	Wideman	Woods
MAINE	0-0-0	6-6-6	0-0-1	13-2-2	2-1-0	18-3-2	11-2-2	14-4-9	12-2-2	5-0-0	8-3-1	10-6-4
CHATTANOOGA	DNP	11-1-0	DNP	9-3-2	DNP	26-3-1	3-3-1	8-4-7	0-1-0	DNP	3-2-0	10-16-0
LOYOLA, MD.	DNP	2-4-3	3-1-0	8-4-2	2-4-0	13-1-0	9-1-2	10-1-6	23-7-2	0-0-0	2-4-0	8-6-2
North Carolina	DNP	17-5-3	DNP	7-6-0	DNP	11-4-1	0-2-1	12-8-6	17-6-0	DNP	4-4-0	6-13-0
Oklahoma	DNP	3-3-0	DNP	9-3-2	DNP	17-5-0	6-3-0	4-6-2	3-2-0	DNP	0-2-1	4-4-1
Georgetown	0-0-0	11-2-2	DNP	9-2-3	DNP	16-2-0	0-1-0	7-4-3	10-2-0	DNP	6-3-0	5-7-0
At Indiana State	2-0-0	8-3-4	0-0-0	10-6-0	0-2-0	14-1-0	3-3-0	14-4-4	11-2-0	DNP	5-4-0	10-12-4
NORTHWESTERN	0-0-0	8-6-0	DNP	7-3-0	DNP	19-4-0	2-0-0	12-6-4	2-1-1	DNP	8-3-0	7-9-1
KENNESAW STATE	10-0-0	3-2-2	0-1-0	6-4-2	3-4-0	13-0-2	5-3-0	19-7-7	17-2-0	0-0-3	6-2-1	11-2-1
At Tennessee	DNP	6-0-4	DNP	7-4-2	DNP	16-4-2	0-2-0	6-6-2	13-3-0	DNP	0-1-0	7-16-1
Indiana	1-0-0	4-4-1	DNP	14-5-0	DNP	23-1-1	2-2-0	11-8-2	8-2-0	DNP	0-1-1	10-12-1
UT-MARTIN	2-0-0	8-3-2	0-0-0	17-2-2	0-2-0	15-3-0	0-2-0	9-8-1	10-4-0	DNP	3-1-0	0-9-3
BELMONT	0-0-0	5-2-1	DNP	8-4-4	DNP	15-5-1	0-1-0	20-7-3	4-2-0	DNP	7-9-2	8-5-2
At Villanova	5-0-0	12-4-1	DNP	12-5-1	0-0-0	10-1-1	5-3-2	8-9-2	2-0-1	DNP	0-4-0	1-6-0
At St. John's	0-0-0	15-6-2	DNP	8-3-2	DNP	28-4-0	0-1-1	14-4-3	0-0-0	DNP	0-2-0	8-10-0
PROVIDENCE	DNP	13-2-2	DNP	2-1-2	DNP	18-0-1	3-3-0	13-8-2	2-0-0	DNP	0-2-1	11-11-1
XAVIER	0-0-0	15-5-2	DNP	19-2-1	0-0-0	10-2-1	2-1-1	16-3-7	5-2-0	DNP	8-9-0	13-11-0
At Seton Hall	1-0-0	6-2-3	DNP	12-5-1	DNP	21-5-1	0-1-0	23-8-1	5-1-3	DNP	2-3-0	9-15-0
At Georgetown	0-0-0	3-6-1	DNP	3-6-0	DNP	13-1-3	2-4-1	28-3-0	8-3-0	DNP	0-3-0	2-6-1
CREIGHTON	DNP	7-8-3	DNP	13-1-1	0-0-0	7-4-1	0-2-1	18-10-6	7-2-1	DNP	0-2-1	12-5-0
SETON HALL	0-0-0	11-6-8	0-0-0	16-0-4	4-2-0	15-3-1	3-1-1	13-7-2	10-1-0	0-0-0	1-4-2	5-8-2
At Marquette	0-0-0	15-4-7	DNP	30-8-1	0-0-0	17-2-2	0-5-0	2-3-4	4-4-0	DNP	0-1-0	4-18-0
ST. JOHN'S	0-1-0	15-5-3	0-0-0	14-7-1	2-0-0	21-7-0	2-1-1	13-2-4	7-0-1	DNP	2-0-0	9-12-3
DePAUL	1-1-0	8-4-8	DNP	16-3-1	0-1-0	24-3-1	3-3-1	20-3-2	4-3-1	DNP	0-0-0	7-8-1
VILLANOVA	DNP	19-1-2	DNP	8-4-2	DNP	19-3-1	0-0-1	6-5-3	10-4-0	DNP	0-1-0	3-12-1
At Creighton	DNP	5-7-0	DNP	DNP	2-1-0	19-0-0	0-3-0	18-6-6	2-0-0	DNP	2-0-0	10-10-3
At Xavier	0-0-2	10-5-0	6-0-0	DNP	0-4-0	9-0-3	0-3-0	14-3-0	8-4-0	DNP	2-4-4	7-9-0
MARQUETTE	0-0-0	3-1-6	0-0-1	DNP	0-0-0	22-1-0	7-4-0	10-4-6	9-2-2	DNP	8-8-0	14-7-1
At DePaul	DNP	3-6-3	DNP	DNP	0-2-0	24-1-0	7-5-1	16-5-4	3-1-1	DNP	0-4-0	14-6-1
GEORGETOWN	0-0-0	13-4-2	DNP	8-2-2	DNP	8-3-2	0-0-0	7-3-3	3-0-0	DNP	0-2-1	15-16-0
At Providence	DNP	8-2-2	DNP	9-5-4	DNP	15-4-1	0-1-0	16-3-3	14-5-0	DNP	0-1-0	14-5-0
Xavier	DNP	22-4-1	DNP	16-1-2	0-0-0	17-2-0	0-1-0	4-10-4	0-2-0	DNP	0-0-0	2-14-3
Texas	DNP	7-7-1	DNP	7-5-3	DNP	20-2-2	DNP	6-1-4	7-0-0	DNP	0-0-0	9-9-1
Notre Dame	DNP	3-5-3	DNP	20-3-1	DNP	8-3-0	DNP	23-5-3	3-0-0	DNP	0-0-0	8-15-1

## 2014-15 Butler Starting Lineups

MAINE	Woods	Chrabascz	Jones	Dunham	Barlow
CHATTANOOGA	Woods	Chrabascz	Jones	Dunham	Barlow
LOYOLA, MD.	Woods	Chrabascz	Jones	Dunham	Barlow
North Carolina	Woods	Chrabascz	Jones	Dunham	Barlow
Oklahoma	Woods	Chrabascz	Jones	Dunham	Barlow
Georgetown	Woods	Chrabascz	Jones	Dunham	Barlow
At Indiana State	Woods	Chrabascz	Jones	Dunham	Barlow
NORTHWESTERN	Woods	Chrabascz	Jones	Dunham	Barlow
KENNESAW STATE	Woods	Chrabascz	Jones	Dunham	Barlow
At Tennessee	Woods	Chrabascz	Jones	Dunham	Barlow
Indiana	Woods	Chrabascz	Jones	Dunham	Barlow
UT-MARTIN	Woods	Chrabascz	Jones	Dunham	Barlow
BELMONT	Woods	Chrabascz	Jones	Dunham	Barlow
At Villanova	Woods	Chrabascz	Jones	Dunham	Barlow
At St. John's	Woods	Chrabascz	Jones	Dunham	Barlow
PROVIDENCE	Woods	Chrabascz	Jones	Dunham	Barlow
XAVIER	Woods	Chrabascz	Jones	Dunham	Barlow
At Seton Hall	Woods	Chrabascz	Jones	Dunham	Barlow
At Georgetown	Woods	Chrabascz	Jones	Dunham	Barlow
CREIGHTON	Woods	Chrabascz	Jones	Dunham	Barlow
SETON HALL	Woods	Chrabascz	Jones	Dunham	Barlow
At Marquette	Woods	Chrabascz	Jones	Dunham	Barlow
ST. JOHN'S	Woods	Chrabascz	Jones	Dunham	Barlow
DePAUL	Woods	Chrabascz	Jones	Dunham	Barlow
VILLANOVA	Woods	Chrabascz	Jones	Dunham	Barlow
At Creighton	Woods	Wideman	Jones	Dunham	Barlow
At Xavier	Woods	Wideman	Jones	Dunham	Barlow
MARQUETTE	Woods	Wideman	Jones	Dunham	Barlow
At DePaul	Woods	Wideman	Jones	Dunham	Barlow
GEORGETOWN	Woods	Wideman	Jones	Aldridge	Barlow
At Providence	Woods	Chrabascz	Jones	Dunham	Barlow
vs. Xavier	Woods	Chrabascz	Jones	Dunham	Barlow
vs. Texas	Woods	Chrabascz	Jones	Dunham	Barlow
vs. Notre Dame	Woods	Chrabascz	Jones	Dunham	Barlow

## 2014-15 Bench Scoring

	W/L	Butler	Opp.	+/-
MAINE	W	38	15	+23
CHATTANOOGA	W	6	19	-13
LOYOLA, MD.	W	39	0	+39
North Carolina	W	21	17	+4
Oklahoma	L	9	17	-8
Georgetown	W	16	33	-17
At Indiana State	W	21	10	+11
NORTHWESTERN	W	12	29	-17
KENNESAW STATE	W	41	11	+30
At Tennessee	L	13	15	-2
Indiana	L	11	24	-13
UT-MARTIN	W	15	2	+13
BELMONT	W	11	16	-5
At Villanova	L	12	17	-5
At St. John's	W	0	0	0
PROVIDENCE	L	5	12	-7
XAVIER	W	15	11	+4
At Seton Hall	W	8	27	-19
At Georgetown	L	10	13	-3
CREIGHTON	W	7	32	-25
SETON HALL	W	18	22	-4
At Marquette	W	4	2	+2
ST. JOHN'S	W	13	10	+3
DePAUL	W	8	22	-14
VILLANOVA	L	10	16	-6
At Creighton	W	4	21	-17
At Xavier	L	14	27	-13
MARQUETTE	W	16	18	-2
At DePaul	W	10	12	-2
GEORGETOWN	L	19	20	-1
At Providence	W	14	25	-11
vs. Xavier	L	0	25	-25
vs. Texas	W	7	12	-5
vs. Notre Dame	L	3	4	-1

## 2014-15 BUTLER GAME-BY-GAME STATISTICS

GAME	MIN	FGM-A	PCT	3FG-A	PCT	FTM-A	PCT	Rebounds		PF-D	A	TO	B	S	PTS
								O/D	TOT						
MAINE	200	41-57	.719	8-16	.500	9-16	.563	4/27	31	19-0	29	12	3	8	99
CHATTANOOGA	200	22-53	.415	5-13	.385	21-34	.618	13/25	38	16-0	11	11	1	7	70
LOYOLA, MD.	200	30-56	.536	9-16	.563	11-17	.647	8/27	35	10-0	17	10	6	11	80
North Carolina	200	22-72	.306	9-28	.321	21-29	.724	29/28	57	24-1	11	19	1	8	74
Oklahoma	200	14-59	.237	4-23	.174	14-21	.667	13/19	32	23-0	6	10	2	9	46
Georgetown	200	22-50	.440	4-14	.286	16-21	.762	9/19	28	20-0	8	10	3	5	64
At Indiana State	200	28-52	.538	6-14	.429	15-24	.625	12/27	39	20-0	12	11	1	11	77
NORTHWESTERN	200	24-49	.490	1-5	.200	16-28	.571	9/24	33	12-0	6	9	6	6	65
KENNESAW STATE	200	29-49	.592	7-18	.389	28-39	.718	10/21	31	14-0	18	11	3	17	93
At Tennessee	200	18-54	.333	10-29	.345	9-15	.600	17/21	38	18-0	11	14	2	3	55
Indiana	200	27-69	.391	3-16	.188	16-23	.696	11/29	40	18-0	6	8	4	5	73
UT-MARTIN	200	25-51	.490	6-20	.300	8-12	.667	12/27	39	14-0	8	16	3	7	64
BELMONT	200	25-52	.481	5-16	.313	12-21	.571	15/23	38	14-0	13	15	3	7	67
At Villanova	200	22-62	.355	6-17	.353	5-8	.625	17/23	40	17-0	8	14	2	7	55
At St. John's	200	26-54	.481	7-12	.583	14-20	.700	10/24	34	16-0	8	9	4	3	73
PROVIDENCE	200	21-62	.339	6-19	.316	14-20	.700	15/17	32	20-1	9	8	2	8	62
XAVIER	200	25-52	.481	6-15	.400	32-42	.762	13/24	37	25-0	12	9	2	4	88
At Seton Hall	225	27-64	.422	5-18	.278	20-31	.645	18/27	45	22-2	9	9	4	3	79
At Georgetown	200	22-50	.440	2-7	.286	13-19	.684	6/27	33	17-0	6	8	1	4	59
CREIGHTON	200	22-65	.338	4-20	.200	16-24	.667	17/21	38	18-1	14	9	7	9	64
SETON HALL	200	27-55	.491	7-17	.412	16-31	.516	9/28	37	18-1	20	5	7	5	77
At Marquette	225	26-67	.373	5-15	.333	17-18	.944	19/28	47	15-0	14	13	4	3	72
ST. JOHN'S	200	31-55	.564	4-11	.364	19-25	.760	9/31	40	19-0	13	14	1	5	85
DePAUL	200	27-47	.574	8-14	.571	21-30	.700	7/24	31	21-0	15	13	2	7	83
VILLANOVA	200	21-51	.412	7-17	.412	16-19	.842	12/22	34	13-0	10	9	2	4	65
At Creighton	200	26-53	.491	3-7	.429	3-7	.429	9/20	29	14-0	9	7	1	3	58
At Xavier	200	20-57	.351	5-16	.313	11-16	.688	8/27	35	17-0	9	14	3	6	56
MARQUETTE	200	27-53	.509	6-10	.600	13-20	.650	12/17	29	18-1	16	6	2	6	73
At DePaul	200	21-43	.488	3-9	.333	22-27	.815	9/27	36	13-0	10	18	2	4	67
GEORGETOWN	200	18-51	.353	8-20	.400	10-22	.455	17/22	39	17-0	10	15	2	5	54
At Providence	200	20-51	.392	8-18	.444	20-20	1.000	10/29	39	18-1	10	14	4	6	68
vs. Xavier	225	22-56	.393	7-24	.292	10-19	.526	11/30	41	24-2	10	14	4	8	61
vs. Texas	200	16-48	.333	4-13	.308	20-28	.714	5/23	28	13-0	11	5	4	5	56
vs. Notre Dame	225	21-63	.333	4-13	.308	18-21	.857	13/23	36	15-1	8	7	5	8	64

## 2014-15 OPPONENT GAME-BY-GAME STATISTICS

GAME	MIN	FGM-A	PCT	3FG-A	PCT	FTM-A	PCT	Rebounds		PF-D	A	TO	B	S	PTS
								O/D	TOT						
MAINE	200	21-54	.389	5-21	.238	10-14	.714	5/16	21	20-2	11	18	1	5	57
CHATTANOOGA	200	16-47	.340	6-20	.300	10-16	.625	6/25	31	26-1	9	19	4	2	48
LOYOLA, MD.	200	15-51	.294	4-16	.250	5-11	.455	11/22	33	16-0	5	20	3	6	39
North Carolina	200	22-57	.386	4-16	.250	18-32	.563	14/26	40	24-1	14	19	10	9	66
Oklahoma	200	20-44	.455	2-17	.118	17-22	.773	5/36	41	20-0	8	16	3	5	59
Georgetown	200	22-53	.415	4-13	.308	10-19	.526	15/22	37	20-0	11	14	4	4	58
At Indiana State	200	18-48	.375	6-24	.250	12-22	.545	9/17	26	21-0	9	16	1	4	54
NORTHWESTERN	200	22-54	.407	6-18	.333	6-7	.857	7/24	31	26-0	14	12	0	2	56
KENNESAW STATE	200	19-47	.404	4-17	.235	9-14	.643	8/17	25	24-0	9	22	3	6	51
At Tennessee	200	25-50	.500	3-10	.300	14-21	.667	9/23	32	19-0	8	7	4	10	67
Indiana	200	30-71	.423	8-17	.471	14-19	.737	15/33	48	17-0	11	11	6	6	82
UT-MARTIN	200	16-49	.333	2-13	.154	3-8	.375	7/13	20	13-0	7	15	1	6	37
BELMONT	200	21-52	.404	10-26	.385	4-6	.667	7/14	21	16-0	14	15	2	7	56
At Villanova	200	23-48	.479	5-20	.250	16-26	.615	3/26	29	14-0	17	8	9	7	67
At St. John's	200	25-54	.463	4-14	.286	15-19	.789	6/20	26	15-1	10	7	9	7	69
PROVIDENCE	200	23-47	.489	4-13	.308	16-25	.640	11/25	36	19-0	12	15	10	1	66
XAVIER	200	26-56	.464	5-18	.278	19-25	.760	8/18	26	26-2	15	9	1	3	76
At Seton Hall	225	25-64	.391	8-21	.381	17-23	.739	14/23	37	21-1	8	9	4	5	75
At Georgetown	200	21-53	.396	4-11	.364	15-20	.750	9/26	35	15-0	14	9	5	6	61
CREIGHTON	200	22-49	.449	7-18	.389	10-13	.769	7/29	36	22-0	17	19	1	4	61
SETON HALL	200	22-60	.367	4-24	.167	9-17	.529	11/25	36	25-1	9	7	4	2	57
At Marquette	225	24-63	.381	6-21	.286	14-17	.824	10/23	33	17-0	15	11	5	7	68
ST. JOHN'S	200	22-59	.373	3-18	.167	15-23	.652	11/17	28	17-1	5	13	4	3	62
DePAUL	200	23-55	.418	9-24	.375	18-23	.783	6/19	25	23-1	13	11	2	5	73
VILLANOVA	200	23-50	.460	12-26	.462	10-13	.769	7/18	25	16-0	12	8	1	6	68
At Creighton	200	21-48	.438	7-20	.350	7-10	.700	7/22	29	16-0	15	8	2	4	56
At Xavier	200	27-59	.458	7-16	.500	12-16	.750	8/31	39	17-0	13	11	9	7	73
MARQUETTE	200	20-40	.500	3-11	.273	9-14	.643	4/14	18	19-0	10	11	5	3	52
At DePaul	200	20-49	.408	7-18	.389	6-10	.600	3/16	19	19-0	9	11	5	10	53
GEORGETOWN	200	20-43	.465	7-17	.412	13-15	.867	2/18	20	19-0	13	10	10	9	60
At Providence	200	23-56	.411	4-18	.222	14-18	.778	6/21	27	18-0	8	9	6	8	64
vs. Xavier	225	24-55	.436	5-15	.333	14-23	.609	9/29	38	16-1	10	13	4	6	67
vs. Texas	200	17-50	.340	6-19	.316	8-12	.667	12/29	41	22-0	7	15	5	4	48
vs. Notre Dame	225	22-51	.431	6-20	.300	17-22	.773	9/31	40	16-0	9	13	8	4	67

## 2014-15 Box Scores

### BUTLER 99, MAINE 57

November 15, 2014

Hinkle Fieldhouse - Indianapolis, Ind.

MAINE	FG	3FG	FT	REB	PF	TP	A	TO	BLK	S	MIN
Valjarevic, Zarko, f	3-10	2-5	4-6	1-5-6	1	12	1	0	0	0	32
Gloger, Tili, f	4-9	0-0	0-0	2-2-4	3	8	1	5	1	1	31
Mackey, Ehtan, f	3-4	0-0	0-1	1-2-3	5	6	1	2	0	0	14
Calixte, Aaron, g	4-8	1-4	3-3	0-0-0	3	12	2	4	0	2	32
Lawton, Shaun, g	2-9	0-5	0-0	0-3-3	2	4	3	4	0	1	33
Little, Kevin	4-11	1-5	0-0	0-2-2	0	9	3	1	0	1	26
Pirovic, Marko	0-0	0-0	1-2	0-2-2	5	1	0	1	0	0	11
Ward, C. J.	0-2	0-1	2-2	0-0-0	0	2	0	0	0	0	6
Melmed, Garvey	1-1	1-1	0-0	0-0-0	1	3	0	1	0	0	15
Team				1-0-1							
<b>Totals</b>	<b>21-54</b>	<b>5-21</b>	<b>10-14</b>	<b>5-16-21</b>	<b>20</b>	<b>57</b>	<b>11</b>	<b>18</b>	<b>1</b>	<b>5</b>	<b>200</b>
	(.389)	(.238)	(.714)								
<b>BUTLER</b>	<b>FG</b>	<b>3FG</b>	<b>FT</b>	<b>REB</b>	<b>PF</b>	<b>TP</b>	<b>A</b>	<b>TO</b>	<b>BLK</b>	<b>S</b>	<b>MIN</b>
Woods, Kameron, f	5-7	0-0	0-0	0-6-6	1	10	4	1	1	1	29
Chrabascz, Andrew, f	5-6	0-0	3-4	0-2-2	2	13	2	1	0	1	25
Jones, Roosevelt, g	7-9	0-0	0-0	0-4-4	2	14	9	3	1	2	29
Barlow, Alex, g	2-2	2-2	0-1	0-6-6	3	6	6	2	0	1	24
Dunham, Kellen, g	6-10	5-7	1-2	0-3-3	3	18	2	3	0	0	29
Etherington, Austin	5-6	0-1	1-1	2-0-2	1	11	2	0	0	1	13
Wideman, Tyler	4-4	0-0	0-1	0-3-3	1	8	1	0	1	1	14
Aldridge, Jackson	0-0	0-0	0-0	0-0-0	0	0	0	0	0	0	7
Davis, Jackson	0-0	0-0	2-4	0-1-1	2	2	0	0	0	0	3
Bennett, Steven	0-1	0-1	0-0	0-0-0	1	0	1	0	0	0	4
Martin, Kelan	5-10	0-4	2-3	1-1-2	3	12	2	1	0	0	20
Pettus, Trey	2-2	1-1	0-0	0-0-0	0	5	0	1	0	1	4
Team				1-1-2							
<b>Totals</b>	<b>41-57</b>	<b>8-16</b>	<b>9-16</b>	<b>4-27-31</b>	<b>19</b>	<b>99</b>	<b>29</b>	<b>12</b>	<b>3</b>	<b>8</b>	<b>200</b>
	(.719)	(.500)	(.563)								
Maine	27	30	57								
Butler	43	56	99								

**Deadball Rebounds:** Maine 3, Butler 5 **Technical Fouls:** None  
**Officials:** Michael Stephens, Jeff Clark, Matthew Potter **Attendance:** 7,652

### BUTLER 80, LOYOLA MARYLAND 39

November 22, 2014

Hinkle Fieldhouse - Indianapolis, Ind.

LOYOLA, MD.	FG	3FG	FT	REB	PF	TP	A	TO	BLK	S	MIN
Rassman, Franz, f	4-9	0-1	2-4	2-8-10	2	10	0	1	1	0	26
Gregory, Cam, f	2-2	0-0	1-4	2-2-4	3	5	0	4	2	1	25
Laster, Eric, g	9-15	4-6	2-2	2-1-3	3	24	0	2	0	0	26
Brito, Denzel, g	0-4	0-3	0-0	0-2-2	0	0	4	3	0	0	24
Hubbard, Tyler, g	0-3	0-2	0-0	0-0-0	2	0	0	2	0	0	19
Gorski, Nick	0-4	0-1	0-0	0-2-2	1	0	0	1	0	0	15
Walker, Andre	0-7	0-1	0-0	1-1-2	0	0	1	2	0	2	20
Mancini, Stefano	0-2	0-0	0-0	0-0-0	1	0	0	2	0	1	9
Tuohy, Sean, Jr.	0-1	0-0	0-1	0-0-0	1	0	0	1	0	0	3
Bishop, Colton	0-1	0-1	0-0	0-1-1	0	0	0	0	0	1	12
Staubi, Matt	0-0	0-0	0-0	0-0-0	0	0	0	0	0	0	2
Barnard, Chancellor	0-3	0-1	0-0	1-2-3	2	0	0	1	0	0	14
Forney, Josh	0-0	0-0	0-0	0-0-0	1	0	0	1	0	1	5
Team				3-3-6							
<b>Totals</b>	<b>15-51</b>	<b>4-16</b>	<b>5-11</b>	<b>11-22-33</b>	<b>16</b>	<b>39</b>	<b>5</b>	<b>20</b>	<b>3</b>	<b>6</b>	<b>200</b>
	(.294)	(.250)	(.455)								
<b>BUTLER</b>	<b>FG</b>	<b>3FG</b>	<b>FT</b>	<b>REB</b>	<b>PF</b>	<b>TP</b>	<b>A</b>	<b>TO</b>	<b>BLK</b>	<b>S</b>	<b>MIN</b>
Woods, Kameron, f	3-5	0-0	2-3	1-5-6	1	8	2	0	2	1	21
Chrabascz, Andrew, f	3-7	0-2	2-2	1-3-4	1	8	2	2	1	0	20
Jones, Roosevelt, g	3-5	0-0	4-5	0-1-1	0	10	6	1	0	4	26
Barlow, Alex, g	1-3	0-2	0-0	0-4-4	1	2	3	2	0	2	32
Dunham, Kellen, g	5-9	3-3	0-0	0-1-1	0	13	0	1	0	0	25
Etherington, Austin	3-4	2-3	1-1	0-1-1	4	9	2	3	0	0	25
Wideman, Tyler	1-3	0-0	0-3	2-2-4	2	2	0	0	2	2	14
Davis, Jackson	1-4	0-0	0-1	0-4-4	0	2	0	0	1	1	8
Bennett, Steven	1-2	1-1	0-0	1-0-1	1	3	0	1	0	0	6
Martin, Kelan	9-13	3-5	2-2	3-4-7	0	23	2	0	0	1	18
Pettus, Trey	0-1	0-0	0-0	0-0-0	0	0	0	0	0	0	5
Team				0-2-2							
<b>Totals</b>	<b>30-56</b>	<b>9-16</b>	<b>11-17</b>	<b>8-27-35</b>	<b>10</b>	<b>80</b>	<b>17</b>	<b>10</b>	<b>6</b>	<b>11</b>	<b>200</b>
	(.536)	(.563)	(.647)								
Loyola, Md.	18	21	39								
Butler	42	38	80								

**Deadball Rebounds:** Loyola, Md. 3, Butler 3 **Technical Fouls:** None  
**Officials:** Ed Corbett, Jim Burr, Lamar Simpson **Attendance:** 6,058

### BUTLER 70, CHATTANOOGA 48

November 18, 2014

Hinkle Fieldhouse - Indianapolis, Ind.

CHATTANOOGA	FG	3FG	FT	REB	PF	TP	A	TO	BLK	S	MIN
Ester, Chuck, f	1-3	0-1	0-0	1-2-3	1	2	0	0	1	0	18
Tuoyo, Justin, f	2-8	0-1	1-2	0-6-6	4	5	0	3	3	1	37
Pryor, Greg, g	2-5	1-3	0-0	0-0-0	3	5	1	4	0	0	19
McLean, Tre', g	1-5	1-4	0-0	0-2-2	5	3	2	2	0	0	25
Jones, Casey, g	3-9	0-1	8-10	1-3-4	3	14	1	4	0	0	17
Stokes, Lance	0-0	0-0	0-0	0-2-2	2	0	0	1	0	0	7
White, Ronrico	1-6	0-2	1-2	1-1-2	3	3	4	1	0	0	28
Bran, Alex	1-2	0-1	0-0	0-2-2	0	2	0	0	0	0	7
Robertson, Eric	4-5	4-5	0-0	0-0-0	4	12	1	1	0	0	26
Ethridge, Duke	1-4	0-2	0-0	2-3-5	0	2	0	2	0	1	14
Preston, Shaq	0-0	0-0	0-2	0-1-1	1	0	0	1	0	0	2
Team				1-3-4							
<b>Totals</b>	<b>16-47</b>	<b>6-20</b>	<b>10-16</b>	<b>6-25-31</b>	<b>26</b>	<b>48</b>	<b>9</b>	<b>19</b>	<b>4</b>	<b>2</b>	<b>200</b>
	(.340)	(.300)	(.625)								
<b>BUTLER</b>	<b>FG</b>	<b>3FG</b>	<b>FT</b>	<b>REB</b>	<b>PF</b>	<b>TP</b>	<b>A</b>	<b>TO</b>	<b>BLK</b>	<b>S</b>	<b>MIN</b>
Woods, Kameron, f	3-10	0-0	4-7	6-10-16	2	10	0	0	1	2	33
Chrabascz, Andrew, f	4-6	1-2	0-1	0-3-3	2	9	2	2	0	1	23
Barlow, Alex, g	3-7	1-4	4-4	0-1-1	4	11	0	3	0	2	39
Jones, Roosevelt, g	3-11	0-0	2-6	1-3-4	2	8	7	2	0	0	37
Dunham, Kellen, g	7-12	2-5	10-12	1-2-3	1	26	1	3	0	0	35
Etherington, Austin	1-2	1-1	0-0	1-2-3	2	3	1	0	0	2	14
Wideman, Tyler	1-2	0-0	1-3	0-2-2	1	3	0	1	0	0	10
Martin, Kelan	0-3	0-1	0-1	1-0-1	2	0	0	0	0	0	9
Team				3-2-5							
<b>Totals</b>	<b>22-53</b>	<b>5-13</b>	<b>21-34</b>	<b>13-25-38</b>	<b>16</b>	<b>70</b>	<b>11</b>	<b>11</b>	<b>1</b>	<b>7</b>	<b>200</b>
	(.415)	(.385)	(.618)								
Chattanooga	22	26	48								
Butler	25	45	70								

**Deadball Rebounds:** Chattanooga 7, Butler 5 **Technical Fouls:** None  
**Officials:** Karl Hess, Earl Walton, Stephen McJunkins **Attendance:** 5,409

### BUTLER 74, #5/6 NORTH CAROLINA 66

November 26, 2014

Imperial Arena - Paradise Island, Bahamas

NORTH CAROLINA	FG	3FG	FT	REB	PF	TP	A	TO	BLK	S	MIN
Meeks, Kennedy, f	2-4	0-0	3-6	4-6-10	1	7	2	2	5	0	25
Johnson, Brice, f	4-9	0-0	3-4	3-2-5	3	11	1	5	1	1	25
Tokoto, J. P., f	2-7	0-2	3-4	0-5-5	4	7	4	2	1	1	31
Paige, Marcus, g	5-17	3-10	5-9	1-1-2	3	18	3	3	0	2	36
Jackson, Justin, g	2-4	0-1	2-2	1-0-1	1	6	2	1	0	2	21
Britt, Nate	2-4	1-2	0-0	0-2-2	5	5	1	1	0	0	15
Pinson, Theo	1-3	0-0	0-2	1-3-4	2	2	0	2	1	0	14
Berry II, Joel	0-2	0-1	0-0	0-0-0	0	0	0	2	0	2	7
Hubert, Desmond	0-0	0-0	0-0	0-1-1	1	0	0	0	0	0	6
Simmons, Jackson	0-0	0-0	0-0	0-0-0	1	0	0	0	0	0	1
Hicks, Isaiah	4-7	0-0	2-5	2-3-5	3	10	1	0	2	1	17
James, Joel	0-0	0-0	0-0	0-0-0	0	0	0	1	0	0	2
Team				2-3-5							
<b>Totals</b>	<b>22-57</b>	<b>4-16</b>	<b>18-32</b>	<b>14-26-40</b>	<b>24</b>	<b>66</b>	<b>14</b>	<b>19</b>	<b>10</b>	<b>9</b>	<b>200</b>
	(.386)	(.250)	(.563)								
<b>BUTLER</b>	<b>FG</b>	<b>3FG</b>	<b>FT</b>	<b>REB</b>	<b>PF</b>	<b>TP</b>	<b>A</b>	<b>TO</b>	<b>BLK</b>	<b>S</b>	<b>MIN</b>
Jones, Roosevelt, f	3-11	0-0	6-8	6-2-8	4	12	6	2	0	0	31
Woods, Kameron, f	2-6	0-0	2-4	8-5-13	3	6	0	1	1	2	28
Chrabascz, Andrew, f	2-9	1-2	2-3	3-3-6	1	7	0	3	0	1	32
Barlow, Alex, g	6-14	4-8	1-2	1-4-5	5	17	3	6	0	3	38
Dunham, Kellen, g	3-17	1-10	4-4	1-3-4	4	11	1	4	0	2	34
Etherington, Austin	0-2	0-2	0-0	0-2-2	3	0	1	0	0	0	12
Wideman, Tyler	1-2	0-0	2-2	2-2-4	2	4	0	1	0	0	8
Martin, Kelan	5-11	3-6	4-6	1-5-6	2	17	0	2	0	0	17
Team				7-2-9							
<b>Totals</b>	<b>22-72</b>	<b>9-28</b>	<b>21-29</b>	<b>29-28-57</b>	<b>24</b>	<b>74</b>	<b>11</b>	<b>19</b>	<b>1</b>	<b>8</b>	<b>200</b>
	(.3										

# 2014-15 Box Scores

**#rv/21 OKLAHOMA 59, BUTLER 46**  
November 27, 2014  
Imperial Arena - Paradise Island, Bahamas

BUTLER	FG	3FG	FT	REB	PF	TP	A	TO	BLK	S	MIN
Woods, Kameron, f	0-4	0-0	4-5	1-3-4	4	4	1	0	2	1	29
Chrabascz, Andrew, f	3-7	0-3	3-6	2-1-3	2	9	2	0	0	0	24
Barlow, Alex, g	1-7	1-6	0-0	0-3-3	2	3	0	2	0	3	37
Dunham, Kellen, g	5-16	2-6	5-6	1-4-5	4	17	0	1	0	1	34
Jones, Roosevelt, g	2-9	0-0	0-0	4-2-6	3	4	2	2	0	2	33
Etherington, Austin	2-7	1-5	1-2	0-3-3	4	6	0	1	0	2	19
Wideman, Tyler	0-1	0-0	0-1	1-1-2	1	0	1	1	0	0	8
Martin, Kelan	1-8	0-3	1-1	1-1-2	3	3	0	3	0	0	16
Team				3-1-4							
Totals	14-59	4-23	14-21	13-19-32	23	46	6	10	2	9	200

OKLAHOMA	FG	3FG	FT	REB	PF	TP	A	TO	BLK	S	MIN
Spangler, Ryan, f	2-2	0-0	0-0	1-9-10	3	4	1	1	0	1	30
Thomas, TaShawn, f	3-6	0-0	4-4	0-6-6	1	10	2	3	1	0	33
Woodard, Jordan, g	2-8	0-2	6-6	0-4-4	2	10	0	2	0	1	31
Cousins, Isaiah, g	5-7	1-2	2-4	2-6-8	2	13	1	4	2	0	34
Hield, Buddy, g	2-10	1-8	0-0	1-6-7	2	5	2	3	0	1	33
Booker, Frank	1-4	0-3	2-3	0-0-0	1	4	1	0	0	0	12
Walker, Dinjijl	3-5	0-2	2-3	0-0-0	4	8	1	1	0	2	11
Lattin, Khadeem	0-0	0-0	0-0	0-0-0	2	0	0	1	0	0	2
Bennett, D. J.	2-2	0-0	1-2	0-3-3	3	5	0	0	0	0	14
Team				1-2-3							
Totals	20-44	2-17	17-22	5-36-41	20	59	8	16	3	5	200

Butler 24 22 46  
Oklahoma 36 23 59

**Deadball Rebounds:** Oklahoma 4, Butler 4 **Technical Fouls:** Woodard, Oklahoma  
**Officials:** Mike Stuart, Tom Eades, Doug Simmons **Attendance:** 2,107

**#23 BUTLER 77, INDIANA STATE 54**  
December 3, 2014  
Hulman Center - Terre Haute, Ind.

BUTLER	FG	3FG	FT	REB	PF	TP	A	TO	BLK	S	MIN
Woods, Kameron, f	3-4	0-0	4-6	4-8-12	2	10	4	0	0	2	27
Chrabascz, Andrew, f	4-10	2-4	0-2	3-3-6	3	10	0	1	0	1	25
Barlow, Alex, g	3-5	0-2	2-2	0-3-3	4	8	4	1	0	3	27
Dunham, Kellen, g	5-7	3-3	1-2	0-1-1	0	14	0	4	0	2	31
Jones, Roosevelt, g	4-10	0-0	6-9	2-2-4	2	14	4	2	0	0	32
Etherington, Austin	1-2	1-2	0-0	0-3-3	3	3	0	0	0	2	13
Aldridge, Jackson	1-2	0-1	0-0	0-0-0	1	2	0	0	0	0	8
Davis, Jackson	0-1	0-0	0-0	0-2-2	0	0	0	0	0	0	2
Bennett, Steven	0-0	0-0	0-0	0-0-0	1	0	0	0	0	0	3
Martin, Kelan	5-8	0-2	1-1	0-2-2	3	11	0	1	0	0	19
Wideman, Tyler	2-3	0-0	1-2	1-3-4	1	5	0	2	1	1	13
Team				2-0-2							
Totals	28-52	6-14	15-24	12-27-39	20	77	12	11	1	11	200

INDIANA STATE	FG	3FG	FT	REB	PF	TP	A	TO	BLK	S	MIN
Gant, Justin, f	0-2	0-0	0-0	0-2-2	2	0	0	2	0	1	23
Kitchell, Jake, f	5-9	2-3	2-3	2-2-4	3	14	1	1	1	0	26
Smith, Khristian, g	2-5	0-2	0-0	0-1-1	4	4	2	6	0	0	22
Scott, Brenton, g	3-8	2-7	2-4	0-0-0	2	10	1	2	0	3	29
Brown, Devonte, g	4-9	1-3	7-11	0-4-4	3	16	0	2	0	0	31
Etherington, Alex	2-5	1-4	0-0	0-2-2	3	5	0	1	0	0	20
Bennett, Tre	0-6	0-4	0-1	2-0-2	0	4	1	0	0	0	19
Prusator, Grant	0-1	0-1	0-0	0-1-1	2	0	1	1	0	0	7
Murphy, Brandon	0-0	0-0	0-2	0-1-1	0	0	0	0	0	0	7
Bell, T.J.	2-3	0-0	1-1	2-4-6	2	5	0	0	0	0	16
Team				3-0-3							
Totals	18-48	6-24	12-22	9-17-26	21	54	9	16	1	4	200

Butler 37 40 77  
Indiana State 22 32 54

**Deadball Rebounds:** Indiana State 4, Butler 4 **Technical Fouls:** None  
**Officials:** Paul Szloc, Brent Hampton, Alfred Smith **Attendance:** 5,528

**BUTLER 64, GEORGETOWN 58**  
November 28, 2014  
Imperial Arena - Paradise Island, Bahamas

BUTLER	FG	3FG	FT	REB	PF	TP	A	TO	BLK	S	MIN
Woods, Kameron, f	2-5	0-0	1-2	3-4-7	2	5	0	1	2	2	33
Chrabascz, Andrew, f	4-11	0-2	1-2	0-2-2	3	9	3	1	0	1	28
Barlow, Alex, g	3-6	2-4	3-4	1-1-2	4	11	2	1	0	2	33
Dunham, Kellen, g	5-10	2-6	4-4	0-2-2	0	16	0	1	0	0	33
Jones, Roosevelt, g	3-7	0-0	1-3	1-3-4	4	7	3	4	1	0	32
Etherington, Austin	0-1	0-0	0-0	0-1-1	2	0	0	1	0	0	12
Wideman, Tyler	1-1	0-0	4-4	0-3-3	4	6	0	1	0	0	7
Aldridge, Jackson	0-1	0-0	0-0	0-0-0	0	0	0	0	0	0	7
Martin, Kelan	4-8	0-2	2-2	1-1-2	1	10	0	0	0	0	15
Team				3-2-5							
Totals	22-50	4-14	16-21	9-19-28	20	64	8	10	3	5	200

GEORGETOWN	FG	3FG	FT	REB	PF	TP	A	TO	BLK	S	MIN
Peak, L.J., f	0-4	0-1	0-0	0-0-0	1	0	0	2	0	0	14
Hopkins, Mikael, f	1-5	0-0	1-2	3-3-6	4	3	0	3	0	0	19
Smith, Joshua, c	3-7	0-0	1-5	3-6-9	4	7	2	3	1	0	24
Smith-Rivera, D., g	4-11	0-4	4-4	0-2-2	3	12	3	2	0	2	31
Trawick, Jabril, g	1-2	0-1	1-2	1-1-2	2	3	1	0	1	0	23
Campbell, Tre	0-0	0-0	0-0	0-1-1	2	0	1	0	0	0	11
Cameron, Reggie	0-0	0-0	0-0	0-0-0	0	0	0	0	0	0	2
Copeland, Isaac	7-10	2-2	0-0	2-2-4	2	16	0	0	1	1	24
White, Paul	5-8	1-3	2-2	0-3-3	0	13	0	1	2	0	31
Bowen, Aaron	1-6	1-2	1-4	2-2-4	2	4	2	2	0	0	21
Team				4-2-6							
Totals	22-53	4-13	10-19	15-22-37	20	58	11	14	4	4	200

Butler 31 33 64  
Georgetown 27 31 58

**Deadball Rebounds:** Georgetown 4, Butler 4 **Technical Fouls:** None  
**Officials:** Mike Stuart, Tom Eades, Doug Simmons **Attendance:** 1,542

**#23 BUTLER 65, NORTHWESTERN 56**  
December 6, 2014  
Hinkle Fieldhouse - Indianapolis, Ind.

NORTHWESTERN	FG	3FG	FT	REB	PF	TP	A	TO	BLK	S	MIN
Lumpkin, Sanjay, f	2-4	0-0	0-0	1-3-4	3	4	1	2	0	1	27
Olah, Alex, c	4-8	1-1	2-2	1-3-4	4	11	0	2	0	0	34
Sobolewski, Dave, g	0-0	0-0	3-3	0-1-1	2	3	1	1	0	0	15
Demps, Tre, g	1-8	1-3	1-2	0-2-2	3	4	1	2	0	0	24
Cobb, Jershon, g	2-8	1-6	0-0	0-4-4	4	5	2	1	0	0	28
Vassar, Johnnie	0-0	0-0	0-0	0-0-0	1	0	0	0	0	0	0+
Law, Vic	4-10	2-4	0-0	0-6-6	1	10	3	1	0	1	25
McIntosh, Bryant	6-13	0-3	0-0	1-1-2	2	12	5	3	0	0	28
Taphorn, Nathan	3-3	1-1	0-0	0-1-1	3	7	1	0	0	0	12
Skelly, Gavin	0-0	0-0	0-0	1-1-2	2	0	0	0	0	0	4
Kreisberg, Jeremiah	0-0	0-0	0-0	1-0-1	1	0	0	0	0	0	3
Team				2-2-4							
Totals	22-54	6-18	6-7	7-24-31	26	56	14	12	0	2	200

BUTLER	FG	3FG	FT	REB	PF	TP	A	TO	BLK	S	MIN
Woods, Kameron, f	3-6	0-0	1-2	2-7-9	2	7	1	4	1	0	30
Chrabascz, Andrew, f	2-4	0-0	3-5	1-2-3	2	7	0	1	1	1	24
Barlow, Alex, g	3-6	0-2	2-3	0-6-6	2	8	0	1	0	4	37
Jones, Roosevelt, g	5-13	0-0	2-6	4-2-6	3	12	4	2	3	1	38
Dunham, Kellen, g	6-9	1-1	6-6	1-3-4	2	19	0	0	0	0	30
Etherington, Austin	1-2	0-1	0-0	0-0-0	1	2	0	0	0	0	13
Wideman, Tyler	3-5	0-0	2-6	1-2-3	0	8	0	1	1	0	13
Aldridge, Jackson	0-0	0-0	0-0	0-0-0	0	0	0	0	0	0	2
Martin, Kelan	1-4	0-1	0-0	0-1-1	0	2	1	0	0	0	13
Team				0-1-1							
Totals	24-49	1-5	16-28	9-24-33	12	65	6	9	6	6	200

Northwestern 28 28 56  
Butler 34 31 65

**Deadball Rebounds:** Northwestern 1, Butler 5 **Technical Fouls:** None  
**Officials:** Bryan Kersey, Leslie Jones, Terry Oglesby **Attendance:** 7,920

# 2014-15 Box Scores

## #15/19 BUTLER 93, KENNESAW STATE 51

December 8, 2014

Hinkle Fieldhouse - Indianapolis, Ind.

KENNESAW STATE	FG	3FG	FT	REB	PF	TP	A	TO	BLK	S	MIN
Pruitt, Nigel, f	2-6	0-3	0-0	1-0-1	2	4	2	1	0	0	16
Coleman, Orlando, f	5-7	1-2	0-0	2-3-5	2	11	0	3	0	1	35
Kouassi, Willy, c	0-2	0-0	0-0	1-1-2	1	0	0	0	2	0	25
Love, Delbert, g	4-9	2-4	1-2	2-6-8	3	11	2	6	0	3	35
Brown, Yonel, g	4-10	1-3	5-7	0-0-0	2	14	2	3	0	0	32
Jones, Jordan	1-2	0-0	0-0	0-0-0	2	2	0	0	0	0	5
Morena, Bernard	2-3	0-0	3-4	1-2-3	4	7	1	1	1	0	21
Masterson, Nick	0-2	0-2	0-0	0-0-0	1	0	0	4	0	0	10
Wozniak, Tanner	0-3	0-3	0-0	1-2-3	1	0	1	1	0	0	8
Bennett, Aljiah	0-1	0-0	0-0	0-1-1	2	0	1	1	0	0	6
Diecker, Justin	1-2	0-0	0-1	0-0-0	4	2	0	1	0	0	7
Team				0-2-2							
Totals	19-47	4-17	9-14	8-17-25	24	51	9	22	3	6	200
	(.404)	(.235)	(.643)								

BUTLER	FG	3FG	FT	REB	PF	TP	A	TO	BLK	S	MIN
Woods, Kameron, f	4-4	0-0	3-4	1-1-2	2	11	1	2	1	0	18
Chrabascz, Andrew, f	3-4	0-1	0-0	1-3-4	1	6	2	0	0	3	21
Barlow, Alex, g	0-1	0-0	3-3	0-2-2	4	3	2	1	0	5	21
Jones, Roosevelt, g	7-10	0-0	5-6	2-5-7	1	19	7	2	1	1	29
Dunham, Kellen, g	2-5	2-3	7-8	0-0-0	1	13	2	0	0	2	24
Etherington, Austin	1-3	0-2	3-3	0-3-3	3	5	0	1	0	1	14
Wideman, Tyler	2-3	0-0	2-5	1-1-2	0	6	1	0	0	1	17
Aldridge, Jackson	4-7	1-4	1-2	0-0-0	1	10	0	2	0	1	18
Davis, Jackson	1-2	0-0	1-4	1-3-4	0	3	0	1	1	1	10
Bennett, Steven	0-1	0-1	0-0	0-1-1	0	0	0	0	0	0	4
Martin, Kelan	5-9	4-7	3-4	1-1-2	1	17	0	1	0	1	20
Pettus, Trey	0-0	0-0	0-0	0-0-0	0	0	3	0	0	1	4
Team				3-1-4							
Totals	29-49	7-18	28-39	10-21-31	14	93	18	11	3	17	200
	(.592)	(.389)	(.718)								

Kennesaw State	27	24	51
Butler	52	41	93

**Deadball Rebounds:** Kennesaw State 3, Butler 5 **Technical Fouls:** None  
**Officials:** Lamar Simpson, Doug Shows, Michael Nance **Attendance:** 5,103

## INDIANA 82, #23/25 BUTLER 73

Crossroads Classic - December 20, 2014

Bankers Life Fieldhouse - Indianapolis, Ind.

INDIANA	FG	3FG	FT	REB	PF	TP	A	TO	BLK	S	MIN
Williams, Troy, f	9-17	1-1	3-3	3-8-12	2	22	3	2	2	2	29
Johnson, Robert, f	1-6	1-1	0-0	2-2-4	2	3	0	2	0	2	19
Mosquera-Perea, H. c	3-6	0-0	2-2	2-7-9	2	8	0	3	4	0	30
Blackmon Jr., James, g	2-12	0-2	1-1	2-6-8	0	5	2	0	0	0	25
Ferrell, Yogi, g	5-12	3-5	7-9	0-3-3	2	20	3	2	0	0	28
Zeisloff, Nick	2-5	2-5	1-2	0-3-3	2	7	0	1	0	0	23
Hoetzel, Max	2-3	1-1	0-0	0-1-1	0	5	0	0	0	0	7
Robinson, Stanford	2-4	0-1	0-2	1-2-3	3	4	1	0	0	2	12
Holt, Emmitt	0-1	0-0	0-0	0-0-0	1	0	0	0	0	0	3
Hartman, Collin	4-5	0-1	0-0	2-1-3	3	8	2	1	0	0	24
Team				3-0-3							
Totals	30-71	8-17	14-19	15-33-48	17	82	11	11	6	6	200
	(.423)	(.471)	(.737)								

BUTLER	FG	3FG	FT	REB	PF	TP	A	TO	BLK	S	MIN
Woods, Kameron, f	4-7	0-0	2-4	4-8-12	1	10	1	1	0	4	34
Chrabascz, Andrew, f	6-13	1-3	1-2	2-3-5	3	14	0	0	0	0	25
Jones, Roosevelt, g	5-15	0-0	1-4	1-7-8	2	11	2	3	1	0	38
Dunham, Kellen, g	6-13	2-5	9-9	1-0-1	2	23	1	2	0	0	37
Barlow, Alex, g	1-6	0-3	2-2	0-4-4	4	4	1	0	1	1	26
Etherington, Austin	1-3	0-2	0-0	1-1-2	1	2	0	0	0	0	7
Wideman, Tyler	0-1	0-0	0-0	0-1-1	2	0	1	1	0	0	13
Aldridge, Jackson	0-0	0-0	1-2	0-0-0	2	1	0	0	0	0	5
Martin, Kelan	4-11	0-3	0-0	0-2-2	1	8	0	1	2	0	15
Team				2-3-5							
Totals	27-69	3-16	16-23	11-29-40	18	73	6	8	4	5	200
	(.391)	(.188)	(.696)								

Indiana	38	44	82
Butler	38	35	73

**Deadball Rebounds:** Indiana 2, Butler 5 **Technical Fouls:** None  
**Officials:** Pat Driscoll, Tim Clougherty, John Gaffney **Attendance:**

## TENNESSEE 67, #15/19 BUTLER 55

December 14, 2014

Thompson-Boling Arena - Knoxville, Tenn.

BUTLER	FG	3FG	FT	REB	PF	TP	A	TO	BLK	S	MIN
Woods, Kameron, f	3-6	0-0	1-3	5-11-16	2	7	1	3	1	1	34
Chrabascz, Andrew, f	2-6	1-1	2-2	2-2-4	2	7	2	2	0	0	33
Barlow, Alex, g	2-9	2-9	0-0	0-0-0	4	6	4	3	0	0	36
Jones, Roosevelt, g	2-9	0-0	2-3	3-3-6	3	6	2	4	1	0	36
Dunham, Kellen, g	5-14	4-11	2-2	4-0-4	2	16	2	1	0	1	34
Etherington, Austin	0-0	0-0	0-0	1-1-2	2	0	0	0	0	0	6
Wideman, Tyler	0-1	0-0	0-0	0-1-1	1	0	0	0	0	0	7
Martin, Kelan	4-9	3-8	2-5	0-3-3	2	13	0	1	0	1	14
Team				2-0-2							
Totals	18-54	10-29	9-15	17-21-38	18	55	11	14	2	3	200
	(.333)	(.345)	(.600)								

TENNESSEE	FG	3FG	FT	REB	PF	TP	A	TO	BLK	S	MIN
Moore, Armani, f	2-8	0-0	5-6	1-7-8	4	9	1	2	0	3	32
Carmichael, Willie, f	1-2	0-0	0-1	2-1-3	4	2	1	0	2	0	26
Punter, Kevin, g	7-10	1-3	3-4	0-4-4	2	18	1	1	0	0	32
Richardson, Josh, g	9-13	0-0	2-4	0-3-3	2	20	3	0	0	6	37
Baulkman, Devon, g	1-7	1-3	0-0	2-1-3	2	3	1	0	0	0	18
Hubbs III, Robert	0-1	0-1	1-2	0-1-1	0	1	0	0	0	0	10
Owens, Tariq	1-1	0-0	0-0	0-0-0	0	2	0	0	1	0	4
Mostella, Detrick	1-4	0-2	1-2	0-0-0	2	3	1	2	0	0	14
McGhee, Jabari	1-2	0-0	2-2	0-3-3	2	4	0	0	1	0	11
Reese, Derek	2-2	1-1	0-0	2-3-5	1	5	0	2	0	0	16
Team				2-0-2							
Totals	25-50	3-10	14-21	9-23-32	19	67	8	7	4	10	200
	(.500)	(.300)	(.667)								

Butler	34	21	55
Tennessee	25	42	67

**Deadball Rebounds:** Butler 2, Tennessee 2 **Technical Fouls:** Jones, BU; Carmichael, UT  
**Officials:** Jim Burr, Tony Greene, Michael Nance **Attendance:** 14,058

## BUTLER 64, UT-MARTIN 37

December 22, 2014

Hinkle Fieldhouse - Indianapolis, Ind.

UT-MARTIN	FG	3FG	FT	REB	PF	TP	A	TO	BLK	S	MIN
Howard, Twymond, f	3-9	0-1	0-0	1-1-2	2	6	2	2	0	0	37
Joseph, Arkeem, c	5-8	0-0	2-4	4-3-7	4	12	0	3	1	0	32
Anderson, Alex, g	2-9	2-5	0-0	0-2-2	1	6	2	1	0	1	36
Smith, Deville, g	4-15	0-5	0-0	1-3-4	2	8	2	4	0	2	39
Newell, Marshun, g	1-4	0-1	1-4	0-2-2	2	3	1	1	0	3	33
Davis, CJ	0-1	0-1	0-0	0-0-0	0	0	0	0	0	0	1
Lee, Richard	0-1	0-0	0-0	0-0-0	0	0	0	0	0	0	1
Rowe, Chandler	0-0	0-0	0-0	0-0-0	2	0	0	1	0	0	7
Durham, Terrence	0-0	0-0	0-0	0-0-0	0	0	0	0	0	0	3
Martinez, Javier	1-1	0-0	0-0	0-2-2	0	2	0	2	0	0	11
Team				1-0-1							
Totals	16-48	2-13	3-8	7-13-20	13	37	7	15	1	6	200
	(.333)	(.154)	(.375)								

BUTLER	FG	3FG	FT	REB	PF	TP	A	TO	BLK	S	MIN
Woods, Kameron, f	0-1	0-0	0-0	4-5-9	1	0	3	3	0	1	31
Chrabascz, Andrew, f	7-8	3-4	0-3	1-1-2	3	17	2	2	0	0	22
Barlow, Alex, g	3-9	2-7	0-0	1-2-3	3	8	2	1	0	3	34
Jones, Roosevelt, g	4-7	0-0	1-1	1-7-8	3	9	1	5	1	2	30
Dunham, Kellen, g	5-9	1-4	4-4								

# 2014-15 Box Scores

## BUTLER 67, BELMONT 56 December 28, 2014 Hinkle Fieldhouse - Indianapolis, Ind.

BELMONT	FG	3FG	FT	REB	PF	TP	A	TO	BLK	S	MIN
Egekeze, Amanze, f	2-6	2-5	0-0	2-2-4	2	6	0	0	0	0	31
Bradds, Evan, f	5-9	0-0	0-2	0-1-1	3	10	1	5	0	1	27
Barnette, Taylor, g	3-9	2-8	0-0	0-5-5	3	8	1	0	0	0	33
Chamberlain, Reece, g	2-8	0-2	1-1	2-1-3	2	5	5	3	0	0	37
Bradshaw, Craig, g	3-9	2-4	3-3	1-5-6	3	11	5	5	1	3	35
Luke, Austin	0-0	0-0	0-0	0-0-0	0	0	1	0	0	0	1
Smith, Nick	3-5	2-3	0-0	0-0-0	0	8	1	0	0	2	16
Mobley, Holden	0-0	0-0	0-0	0-0-0	0	0	0	1	0	0	3
Chowbay, Caleb	1-1	1-1	0-0	0-0-0	0	3	0	1	0	1	7
Turner, Spencer	1-2	1-2	0-0	0-0-0	1	3	0	0	0	0	5
Hadden, Tyler	1-3	0-1	0-0	0-0-0	2	2	0	0	1	0	5
Laidig, Jeff	0-0	0-0	0-0	0-0-0	0	0	0	0	0	0	0+
Team				2-0-2							
Totals	21-52 (.404)	10-26 (.385)	4-6 (.667)	7-14-21	16	56	14	15	2	7	200

BUTLER	FG	3FG	FT	REB	PF	TP	A	TO	BLK	S	MIN
Woods, Kameron, f	4-6	0-0	0-0	2-3-5	2	8	2	1	1	1	31
Chrabascz, Andrew, f	3-8	0-3	2-4	2-2-4	2	8	4	1	0	0	27
Barlow, Alex, g	1-3	1-2	2-2	0-2-2	4	5	1	2	0	3	29
Jones, Roosevelt, g	8-12	0-0	4-9	4-3-7	1	20	3	3	0	1	38
Dunham, Kellen, g	5-11	4-6	1-2	2-3-5	0	15	1	3	0	2	36
Etherington, Austin	0-1	0-1	0-0	0-1-1	0	0	0	1	0	0	9
Wideman, Tyler	2-4	0-0	3-4	3-6-9	2	7	2	2	2	0	13
Aldridge, Jackson	0-0	0-0	0-0	0-0-0	0	0	0	0	0	0	1
Martin, Kelan	2-7	0-4	0-0	1-1-2	3	4	0	2	0	0	16
Team				1-2-3							
Totals	25-52 (.481)	5-16 (.313)	12-21 (.571)	15-23-38	14	67	13	15	3	7	200

Belmont	38	18	56
Butler	39	28	67

**Deadball Rebounds:** Belmont 2, Butler 8 **Technical Fouls:** None  
**Officials:** Michael Stephens, Don Daily, Jim Burr **Attendance:** 7,752

## BUTLER 73, #15/17 ST. JOHN'S 69 January 3, 2015 Carnesecca Arena - Queens, N.Y.

BUTLER	FG	3FG	FT	REB	PF	TP	A	TO	BLK	S	MIN
Woods, Kameron, f	2-6	0-0	4-4	2-8-10	3	8	0	0	1	0	32
Chrabascz, Andrew, f	3-8	0-2	2-4	1-2-3	4	8	2	3	1	1	32
Jones, Roosevelt, g	7-12	0-0	0-2	0-4-4	3	14	3	3	2	0	39
Barlow, Alex, g	6-9	1-2	2-2	2-4-6	1	15	2	1	0	2	38
Dunham, Kellen, g	8-16	6-7	6-8	1-3-4	1	28	0	2	0	0	35
Etherington, Austin	0-1	0-0	0-0	1-0-1	2	0	1	0	0	0	12
Wideman, Tyler	0-0	0-0	0-0	0-2-2	0	0	0	0	0	0	4
Aldridge, Jackson	0-0	0-0	0-0	0-0-0	1	0	0	0	0	0	1
Martin, Kelan	0-2	0-1	0-0	0-0-0	1	0	0	0	0	0	7
Team				3-1-4							
Totals	26-54 (.481)	7-12 (.583)	14-20 (.700)	10-24-34	16	73	8	9	4	3	200

ST. JOHN'S	FG	3FG	FT	REB	PF	TP	A	TO	BLK	S	MIN
Pointer, Sir'Dominic, f	4-13	0-3	1-2	0-8-8	2	9	4	0	3	3	40
Obekpa, Chris, c	4-6	0-0	3-4	4-3-7	4	11	0	0	5	0	35
Branch, Jamal, g	1-2	0-0	2-2	0-2-2	2	4	2	3	0	1	34
Greene IV, Phil, g	6-10	2-5	0-0	0-0-0	2	14	2	3	0	0	37
Harrison, D'Angelo, g	10-21	2-5	9-11	1-4-5	5	31	2	1	1	3	40+
Stewart, Myles	0-0	0-0	0-0	0-0-0	0	0	0	0	0	0	0+
Jones, Christian	0-1	0-1	0-0	0-1-1	0	0	0	0	0	0	9
De La Rosa, Joey	0-1	0-0	0-0	0-0-0	0	0	0	0	0	0	5
Team				1-2-3							
Totals	25-54 (.463)	4-14 (.286)	15-19 (.789)	6-20-26	15	69	10	7	9	7	200

Butler	26	47	73
St. John's	30	39	69

**Deadball Rebounds:** Butler 4, St. John's 3 **Technical Fouls:** None  
**Officials:** John Gaffney, Joe Lindsay, Earl Walton **Attendance:** 5,602

## #6/5 VILLANOVA 67, BUTLER 55 December 31, 2014 The Pavilion - Villanova, Pa.

BUTLER	FG	3FG	FT	REB	PF	TP	A	TO	BLK	S	MIN
Woods, Kameron, f	0-2	0-0	1-2	1-5-6	3	1	0	0	0	3	25
Chrabascz, Andrew, f	5-11	0-1	2-2	2-3-5	1	12	1	1	1	1	27
Barlow, Alex, g	4-11	4-9	0-0	1-3-4	0	12	1	3	0	0	29
Dunham, Kellen, g	4-10	0-2	2-2	0-1-1	1	10	1	1	0	2	34
Jones, Roosevelt, g	4-15	0-0	0-1	5-4-9	3	8	2	3	1	1	33
Etherington, Austin	2-3	1-1	0-0	0-3-3	3	5	2	0	0	0	12
Wideman, Tyler	0-1	0-0	0-0	3-1-4	2	0	0	1	0	0	12
Aldridge, Jackson	2-3	1-1	0-0	0-0-0	0	5	0	0	0	0	11
Davis, Jackson	0-0	0-0	0-0	0-0-0	1	0	0	0	0	0	2
Martin, Kelan	1-6	0-3	0-1	0-0-0	3	2	1	2	0	0	15
Team				5-3-8							
Totals	22-62 (.355)	6-17 (.353)	5-8 (.625)	17-23-40	17	55	8	14	2	7	200

VILLANOVA	FG	3FG	FT	REB	PF	TP	A	TO	BLK	S	MIN
Pinkston, JayVaughn, f	4-6	0-1	5-9	0-3-3	1	13	3	0	1	2	30
Ochefu, Daniel, f	5-8	0-0	0-0	1-8-9	3	10	0	3	5	1	28
Hilliard, Darrun, g	2-5	1-2	3-5	0-3-3	3	8	2	0	2	1	31
Arcidiacono, Ryan, g	4-9	2-5	5-6	0-1-1	2	15	5	1	0	2	32
Ennis, Dylan, g	2-9	0-5	0-1	0-4-4	0	4	2	2	0	0	26
Jenkins, Kris	3-5	2-4	3-5	1-1-2	3	11	2	0	0	1	16
Hart, Josh	2-4	0-2	0-0	1-5-6	2	4	2	2	1	0	26
Booth, Phil	1-2	0-1	0-0	0-0-0	0	2	1	0	0	0	11
Team				0-1-1							
Totals	23-48 (.479)	5-20 (.250)	16-26 (.615)	3-26-29	14	67	17	8	9	7	200

Butler	32	23	55
Villanova	36	31	67

**Deadball Rebounds:** Butler 3, Villanova 6 **Technical Fouls:** None  
**Officials:** Pat Driscoll, Lamar Simpson, Tim Clougherty **Attendance:** 6,500

## PROVIDENCE 66, BUTLER 62 January 6, 2015 Hinkle Fieldhouse - Indianapolis, Ind.

PROVIDENCE	FG	3FG	FT	REB	PF	TP	A	TO	BLK	S	MIN
Bentil, Ben, f	0-1	0-1	0-0	0-0-0	1	0	1	0	0	0	9
Henton, LaDontae, f	6-14	3-7	3-5	0-7-7	1	18	2	2	2	0	38
Desrosiers, Carson, c	3-3	0-0	1-2	0-2-2	0	7	1	0	3	0	15
Lindsey, Jalen, g	2-3	0-1	0-0	1-0-1	0	4	0	2	0	1	16
Dunn, Kris, g	8-15	1-1	8-14	2-5-8	2	25	6	7	2	0	38
Chukwu, Paschal	1-1	0-0	2-2	5-4-9	2	4	0	0	2	0	23
Chambers, Tyree	0-0	0-0	0-0	0-0-0	2	0	0	0	0	0	0+
Bancroft, Ted	0-3	0-2	0-0	2-1-3	3	0	1	1	0	0	20
Cartwright, Kyron	1-1	0-0	0-0	0-0-0	2	2	0	1	0	0	5
Harris, Tyler	2-5	0-1	0-0	0-1-1	2	4	1	2	1	0	15
Lomomba, Junior	0-1	0-0	2-2	1-2-3	4	2	0	0	0	0	21
Team				0-2-2							
Totals	23-47 (.489)	4-13 (.308)	16-25 (.640)	11-25-36	19	66	12	15	10	1	200

BUTLER	FG	3FG	FT	REB	PF	TP	A	TO	BLK	S	MIN
Woods, Kameron, f	4-7	0-0	3-4	5-6-11	4	11	1	2	2	0	30
Chrabascz, Andrew, f	0-6	0-3	2-2	1-0-1	5	2	2	1	0	0	25
Barlow, Alex, g	4-7	2-5	3-3	0-2-3	3	13	2	0	0	7	36
Jones, Roosevelt, g	5-18	0-0	3-5	6-2-8	3	13	2	3	0	0	39
Dunham, Kellen, g	6-16	3-8	3-4	0-0-0	1	18	1	0	0	1	35
Etherington, Austin	1-4	1-1	0-0	1-2-3	1	3	0	1	0	0	17
Wideman, Tyler	0-1	0-0	0-2	1-1-2	2	0	1	0	0	0	7
Martin, Kelan	1-3	0-2	0-0	0-0-0	1	2	0	1	0	0	11
Team				1-4-5							
Totals	21-62 (.339)	6-19 (.316)	14-20 (.700)	15-17-32	20	62	9	8	2	8	200

Providence	29	37	66
Butler	36	26	62

**Deadball Rebounds:** Providence 8, Butler 4 **Technical Fouls:** None  
**Officials:** Brian O'Connell, Jim Burr, Gary Prager **Attendance:** 5,755



# 2014-15 Box Scores

## BUTLER 88, XAVIER 76

January 10, 2015

Hinkle Fieldhouse - Indianapolis, Ind.

XAVIER	FG	3FG	FT	REB	PF	TP	A	TO	BLK	S	MIN
Farr, James, f	2-3	1-1	4-6	1-4-5	2	9	1	1	1	0	20
Bluiett, Trevon, f	4-10	1-5	0-1	2-3-5	5	9	2	0	0	1	34
Stainbrook, Matt, c	8-12	0-0	5-6	2-3-5	4	21	2	1	0	0	30
Abell, Remy, g	3-5	2-4	7-8	1-3-4	1	15	1	2	0	1	36
Davis, Dee, g	5-15	1-5	0-0	1-1-2	4	11	7	4	0	0	37
Austin Jr., Larry	0-0	0-0	0-0	0-0-0	0	0	0	0	0	0	1
Reynolds, Jalen	4-5	0-0	3-4	1-4-5	5	11	0	0	0	1	18
Davis, Myles	0-2	0-1	0-0	0-0-0	2	0	1	1	0	0	13
Macura, J. P.	0-4	0-2	0-0	0-0-0	3	0	1	0	0	0	11
Team				0-0-0							
Totals	26-56 (.464)	5-18 (.278)	19-25 (.760)	8-18-26	26	76	15	9	1	3	200

BUTLER	FG	3FG	FT	REB	PF	TP	A	TO	BLK	S	MIN
Woods, Kameron, f	3-5	0-0	7-9	4-7-11	4	13	0	1	1	1	25
Chrabascz, Andrew, f	5-9	2-6	7-9	1-1-2	4	19	1	4	0	1	24
Barlow, Alex, g	4-8	3-4	4-4	0-5-5	4	15	2	0	0	0	30
Jones, Roosevelt, g	5-11	0-0	6-9	1-2-3	1	16	7	2	0	2	39
Dunham, Kellen, g	2-8	0-1	6-6	1-1-2	2	10	1	0	0	0	34
Etherington, Austin	1-1	0-0	0-0	1-0-1	2	2	1	0	0	0	8
Wideman, Tyler	4-4	0-0	3-3	3-6-9	4	8	0	1	1	0	16
Aldridge, Jackson	0-0	0-0	0-0	0-0-0	1	0	0	0	0	0	5
Davis, Jackson	0-1	0-0	0-0	0-0-0	1	0	0	0	0	0	5
Martin, Kelan	1-5	1-4	2-2	1-1-2	2	5	0	1	0	0	14
Team				1-1-2							
Totals	25-52 (.481)	6-15 (.400)	32-42 (.762)	13-24-37	25	88	12	9	2	4	200

Xavier	31	45	76								
Butler	34	54	88								

**Deadball Rebounds:** Xavier 3, Butler 7 **Technical Fouls:** None  
**Officials:** Michael Stephens, Brent Hampton, Clarence Armstrong **Attendance:** 9,100

## GEORGETOWN 61, BUTLER 59

January 17, 2015

Verizon Center - Washington, D.C.

BUTLER	FG	3FG	FT	REB	PF	TP	A	TO	BLK	S	MIN
Woods, Kameron, f	0-2	0-0	2-2	0-6-6	2	2	1	0	0	1	34
Chrabascz, Andrew, f	0-4	0-2	3-4	2-4-6	1	3	0	0	1	0	31
Barlow, Alex, g	1-6	1-3	0-0	0-6-6	3	3	1	1	0	1	33
Jones, Roosevelt, g	12-19	0-0	4-6	1-2-3	4	28	0	2	0	2	37
Dunham, Kellen, g	5-9	1-2	2-4	0-1-1	2	13	3	3	0	0	32
Etherington, Austin	0-1	0-0	2-2	2-2-4	3	2	1	1	0	0	8
Wideman, Tyler	0-0	0-0	0-0	0-3-3	2	0	0	0	0	0	8
Aldridge, Jackson	0-0	0-0	0-1	0-0-0	0	0	0	0	0	0	2
Martin, Kelan	4-9	0-0	0-0	0-3-3	0	8	0	1	0	0	16
Team				1-0-1							
Totals	22-50 (.440)	2-7 (.286)	13-19 (.684)	6-27-33	17	59	6	8	1	4	200

GEORGETOWN	FG	3FG	FT	REB	PF	TP	A	TO	BLK	S	MIN
Peak, L.J., f	2-8	0-1	2-2	1-2-3	3	6	0	0	1	0	26
Hopkins, Mikael, f	4-9	0-0	0-0	2-6-8	1	8	1	1	3	1	24
Trawick, Jabril, f	3-5	0-1	4-6	0-3-3	0	10	6	1	0	1	30
Smith, Joshua, c	3-5	0-0	4-6	2-2-4	3	10	1	2	0	0	19
Smith-Rivera, D., g	4-11	2-5	4-4	2-1-3	3	14	3	3	1	3	38
Campbell, Tre	0-1	0-1	0-0	0-0-0	2	0	0	0	0	0	8
Cameron, Reggie	0-1	0-1	0-0	0-0-0	0	0	0	0	0	0	4
Copeland, Isaac	4-7	2-2	0-0	0-6-6	0	10	2	2	0	0	23
White, Paul	0-0	0-0	0-0	0-3-3	2	0	0	0	0	0	5
Bowen, Aaron	1-6	0-0	1-2	1-1-2	1	3	1	0	0	1	23
Team				1-2-3							
Totals	21-53 (.396)	4-11 (.364)	15-20 (.750)	9-26-35	15	61	14	9	5	6	200

Butler	31	28	59								
Georgetown	27	34	61								

**Deadball Rebounds:** Butler 1, Georgetown 2 **Technical Fouls:** None  
**Officials:** Pat Driscoll, Jeff Clark, Evan Burroughs **Attendance:** 14,281

## BUTLER 79, #21/21 SETON HALL 75 (OT)

January 13, 2015

Prudential Center - Newark, N.J.

BUTLER	FG	3FG	FT	REB	PF	TP	A	TO	BLK	S	MIN
Woods, Kameron, f	2-6	0-0	5-8	5-10-15	1	9	0	1	2	1	41
Chrabascz, Andrew, f	4-9	1-1	3-5	2-3-5	5	12	1	0	1	1	27
Jones, Roosevelt, g	9-15	0-0	5-8	5-3-8	3	23	1	2	1	0	42
Barlow, Alex, g	2-10	2-9	0-0	0-2-2	5	6	3	0	0	1	32
Dunham, Kellen, g	7-14	2-6	5-6	0-5-5	1	21	1	2	0	0	41
Etherington, Austin	0-0	0-0	0-0	0-1-1	3	0	0	3	0	0	7
Wideman, Tyler	1-2	0-0	0-0	1-2-3	3	2	0	0	0	0	15
Aldridge, Jackson	0-1	0-0	1-2	0-0-0	1	1	0	0	0	0	9
Martin, Kelan	2-7	0-2	1-2	1-0-1	0	5	3	1	0	0	11
Team				4-1-5							
Totals	27-64 (.422)	5-18 (.278)	20-31 (.645)	18-27-45	22	79	9	9	4	3	225

SETON HALL	FG	3FG	FT	REB	PF	TP	A	TO	BLK	S	MIN
Mobley, Brandon, f	1-15	0-3	4-4	3-4-7	4	6	0	1	3	0	35
Delgado, Angel, f	6-11	0-0	0-1	6-9-15	2	12	0	1	1	0	37
Manga, Stephane, f	0-1	0-1	0-0	0-0-0	2	0	1	4	0	1	8
Gibbs, Sterling, g	9-16	6-9	6-10	1-1-2	5	30	1	0	0	1	40-
Sina, Jaren, g	0-4	0-3	0-1	0-2-2	1	0	4	0	0	1	39
Carrington, Khadeen	6-11	1-3	7-7	2-0-2	3	20	2	0	0	1	36
Karlis, Haralds	1-2	1-2	0-0	0-0-0	1	3	0	2	0	0	11
Rodriguez, Desi	1-3	0-0	0-0	0-5-5	3	2	0	1	0	1	13
Anthony, Rashed	1-1	0-0	0-0	1-1-2	0	2	0	0	0	0	6
Team				1-1-2							
Totals	25-64 (.391)	8-21 (.381)	17-23 (.739)	14-23-37	21	75	8	9	4	5	225

Butler	28	39	12	79							
Seton Hall	32	35	8	75							

**Deadball Rebounds:** Butler 7, Seton Hall 4 **Technical Fouls:** None  
**Officials:** Mike Roberts, Wally Rutecki, Earl Walton **Attendance:** 7,574

## BUTLER 64, CREIGHTON 61

January 21, 2015

Hinkle Fieldhouse - Indianapolis, Ind.

CREIGHTON	FG	3FG	FT	REB	PF	TP	A	TO	BLK	S	MIN
Hegner, Toby, f	1-2	1-2	2-3	1-3-4	3	5	2	3	0	0	13
Artino, Will, c	3-6	0-0	0-0	1-3-4	2	6	0	1	0	0	16
Chatman, Austin, g	2-5	1-1	1-2	0-3-3	2	6	4	4	0	0	35
Dingman, Avery, g	1-4	0-2	0-0	0-1-1	2	2	1	0	0	0	16
Milliken, James, g	2-7	1-4	5-5	0-3-3	2	10	2	2	0	1	34
Brooks, Devin	3-6	1-3	0-0	1-9-10	3	7	6	3	0	0	23
Clement, Tyler	0-0	0-0	0-0	0-0-0	1	0	0	0	0	0	2
Kreklow, Rick	6-14	3-6	1-2	2-2-4	4	16	1	2	0	3	29
Zierden, Isaiah	0-0	0-0	0-0	0-0-0	0	0	0	0	0	0	9
Hanson, Zach	4-5	0-0	1-2	1-3-4	3	9	0	4	1	0	23
Team				1-2-3							
Totals	22-49 (.449)	7-18 (.389)	10-13 (.769)	7-29-36	22	61	17	19	1	4	200

BUTLER	FG	3FG	FT	REB	PF	TP	A	TO	BLK	S	MIN
Woods, Kameron, f	4-6	0-0	4-6	3-2-5	2	12	0	2	4	1	24
Chrabascz, Andrew, f	4-14	2-6	3-5	0-1-1	4	13	1	0	0	2	29
Barlow, Alex, g	2-7	1-4	2-2	3-5-8	4	7	3	1	0	4	36
Jones, Roosevelt, g	8-17	0-0	2-6	5-5-10	5	18	6	3	3	1	39
Dunham, Kellen, g	2-12	1-8	2-2	1-3-4	0	7	1	0	0	0	33
Etherington, Austin	0-3	0-2	0-0	0-2-2	0	0	1	0	0	0	14
Wideman, Tyler	0-0	0-0	0-0	1-1-2	3	0	1	1	0	0	11
Davis, Jackson	0-0	0-0	0-0	0-0-0	0	0	0	0	0	0	0+
Martin, Kelan	2-6	0-0	3-3	1-1-2	0	7	1	2	0	1	14
Team				3-1-4							
Totals	22-65 (.338)	4-20 (.200)									

# 2014-15 Box Scores

## BUTLER 77, #24/24 SETON HALL 57 January 25, 2015 Hinkle Fieldhouse - Indianapolis, Ind.

SETON HALL	FG	3FG	FT	REB	PF	TP	A	TO	BLK	S	MIN
Mobley, Brandon, f	6-12	2-4	1-2	1-2-3	4	15	1	1	0	0	22
Delgado, Angel, f	3-6	0-0	0-0	0-7-7	3	6	3	1	0	1	25
Gibbs, Sterling, g	4-11	2-7	0-0	0-1-1	0	10	1	2	0	1	29
Sanogo, Ismael, g	1-1	0-0	0-0	1-1-2	5	2	0	0	3	0	21
Sina, Jaren, g	1-9	0-7	0-0	1-2-3	1	2	4	0	0	0	35
Carrington, Khadeen	2-6	0-1	3-4	2-2-4	2	7	0	1	1	0	20
Karlis, Haralds	1-4	0-3	1-1	0-1-1	2	3	0	1	0	0	8
Rodriguez, Desi	4-9	0-1	4-10	3-2-5	3	12	0	1	0	0	17
Anthony, Rashed	0-0	0-0	0-0	0-1-1	4	0	0	0	0	0	10
Ajou, Chier	0-0	0-0	0-0	1-3-4	0	0	0	0	0	0	6
Manga, Stephane	0-2	0-1	0-0	0-1-1	1	0	0	0	0	0	7
Team				2-2-4							
Totals	22-60	4-24	9-17	11-25-36	25	57	9	7	4	2	200
	(.367)	(.167)	(.529)								

BUTLER	FG	3FG	FT	REB	PF	TP	A	TO	BLK	S	MIN
Woods, Kameron, f	1-3	0-0	3-7	1-7-8	0	5	2	0	0	1	26
Chrabascz, Andrew, f	6-9	0-1	4-10	0-0-0	3	16	4	1	1	1	26
Barlow, Alex, g	4-7	3-5	0-0	0-6-6	2	11	8	1	0	1	32
Jones, Roosevelt, g	4-9	0-0	4-4	3-4-7	0	12	2	1	2	0	33
Dunham, Kellen, g	5-10	3-6	2-5	0-3-3	2	15	1	1	0	1	32
Etherington, Austin	1-3	1-3	0-0	1-0-1	5	3	1	0	2	0	12
Wideman, Tyler	0-1	0-0	1-2	0-4-4	2	1	2	1	1	1	10
Aldridge, Jackson	0-1	0-0	0-0	0-0-0	0	0	0	0	0	0	2
Davis, Jackson	2-4	0-0	0-0	0-2-2	1	4	0	0	0	0	6
Bennett, Steven	0-1	0-1	0-0	0-0-0	1	0	0	0	0	0	2
Martin, Kelan	4-7	0-1	2-3	0-1-1	2	10	0	0	1	0	17
Pettus, Trey	0-0	0-0	0-0	0-0-0	0	0	0	0	0	0	2
Team				4-1-5							
Totals	27-55	7-17	16-31	9-28-37	18	77	20	5	7	5	200
	(.491)	(.412)	(.516)								

Seton Hall 28  
Butler 32

29 57  
45 77

**Deadball Rebounds:** Seton Hall 6, Butler 10 **Technical Fouls:** None  
**Officials:** Doug Shows, Thomas Eades, James Breeding **Attendance:** 8,823

## BUTLER 85, ST. JOHN'S 62 February 3, 2015 Hinkle Fieldhouse - Indianapolis, Ind.

ST. JOHN'S	FG	3FG	FT	REB	PF	TP	A	TO	BLK	S	MIN
Obekpa, Chris, f	0-1	0-0	0-2	1-1-2	1	0	0	1	1	1	9
Pointer, Sir'Dominic, f	7-15	0-2	5-6	4-2-6	4	19	0	0	2	1	35
Greene IV, Phil, g	2-6	2-3	0-0	1-3-4	2	6	0	1	0	0	34
Harrison, D'Angelo, g	2-6	0-2	6-8	1-3-4	5	10	1	3	0	0	28
Jordan, Rysheed	6-21	1-7	4-7	1-3-4	1	17	4	3	1	0	38
Branch, Jamal	1-4	0-3	0-0	0-1-1	1	2	0	2	0	0	19
Stewart, Myles	0-0	0-0	0-0	0-0-0	0	0	0	0	0	0	3
Jones, Christian	1-1	0-0	0-0	1-0-1	0	2	0	0	0	0	4
Balamou, Felix	3-3	0-0	0-0	0-1-1	1	6	0	1	0	1	17
Alibegovic, Amar	0-2	0-1	0-0	1-1-2	2	0	0	1	0	0	8
De La Rosa, Joey	0-0	0-0	0-0	0-1-1	0	0	0	0	0	0	5
Team				1-1-2							
Totals	22-59	3-18	15-23	11-17-28	17	62	5	13	4	3	200
	(.373)	(.167)	(.652)								

BUTLER	FG	3FG	FT	REB	PF	TP	A	TO	BLK	S	MIN
Woods, Kameron, f	3-5	0-0	3-4	2-10-12	4	9	3	1	0	2	31
Chrabascz, Andrew, f	5-9	0-1	4-5	3-4-7	4	14	1	2	0	1	30
Barlow, Alex, g	5-5	2-2	3-5	0-5-5	1	15	3	1	0	2	35
Jones, Roosevelt, g	6-12	0-0	1-2	0-2-2	2	13	4	6	0	0	36
Dunham, Kellen, g	6-12	2-6	7-7	2-5-7	2	21	0	1	0	0	35
Etherington, Austin	1-5	0-2	0-0	1-0-1	2	2	1	1	1	0	13
Wideman, Tyler	1-1	0-0	0-0	0-0-0	2	2	0	1	0	0	4
Aldridge, Jackson	0-0	0-0	0-0	0-1-1	0	0	0	0	0	0	1
Davis, Jackson	1-1	0-0	0-0	0-0-0	1	2	0	0	0	0	3
Bennett, Steven	0-0	0-0	0-0	0-0-0	0	0	0	0	0	0	1
Martin, Kelan	3-5	0-0	1-2	0-0-0	1	7	1	1	0	0	11
Team				1-4-5							
Totals	31-55	4-11	19-25	9-31-40	19	85	13	14	1	5	200
	(.491)	(.412)	(.516)								

St. John's 28  
Butler 36

34 62  
49 85

**Deadball Rebounds:** St. John's 4, Butler 3 **Technical Fouls:** Etherington, Butler; Pointer, St. John's  
**Officials:** James Breeding, Michael Stephens, Paul Szalc **Attendance:** 7,132  
**Note:** Chris Obekpa, St. John's ejected for a flagrant 2 foul at 8:26 of the first half.

## BUTLER 72, MARQUETTE 68 (OT) January 31, 2015 BMO Harris Bradley Center - Milwaukee, Wis.

BUTLER	FG	3FG	FT	REB	PF	TP	A	TO	BLK	S	MIN
Woods, Kameron, f	1-6	0-0	2-2	7-11-18	1	4	0	2	2	1	38
Chrabascz, Andrew, f	11-17	1-3	7-7	4-4-8	2	30	1	1	0	0	38
Jones, Roosevelt, g	1-12	0-0	0-0	3-0-3	3	2	4	2	1	0	39
Barlow, Alex, g	5-9	3-5	2-2	0-4-4	2	15	7	5	0	1	39
Dunham, Kellen, g	5-16	1-6	6-7	0-2-2	0	17	2	0	0	1	42
Etherington, Austin	0-1	0-0	0-0	2-3-5	2	0	0	1	0	0	8
Wideman, Tyler	0-1	0-0	0-0	1-0-1	2	0	0	0	0	0	5
Davis, Jackson	0-0	0-0	0-0	0-0-0	0	0	0	0	1	0	1
Martin, Kelan	2-5	0-1	0-0	1-3-4	2	4	0	2	0	0	15
Team				1-1-2							
Totals	25-67	5-15	17-18	19-28-47	15	72	14	13	4	3	225
	(.373)	(.333)	(.944)								

MARQUETTE	FG	3FG	FT	REB	PF	TP	A	TO	BLK	S	MIN
Anderson, Juan, f	5-8	2-2	0-0	4-3-7	2	12	1	2	1	1	38
Fisher, Luke, c	5-9	0-0	2-3	2-4-6	3	12	0	2	3	0	41
Wilson, Duane, g	6-16	0-2	6-7	1-4-5	3	18	1	1	0	1	35
Wilson, Derrick, g	2-6	1-2	1-2	1-6-7	3	6	4	1	1	1	38
Carlino, Matt, g	5-16	3-12	5-5	0-3-3	4	18	6	5	0	3	37
Cohen III, Sandy	0-4	0-2	0-0	0-1-1	2	0	1	0	0	1	15
Johnson, Jajuan	1-3	0-1	0-0	0-0-0	0	2	2	0	0	0	17
Taylor Jr., Steve	0-1	0-0	0-0	0-0-0	0	0	0	0	0	0	4
Team				2-2-4							
Totals	24-63	6-21	14-17	10-23-33	17	68	15	11	5	7	225
	(.381)	(.286)	(.824)								

Butler 29  
Marquette 26

29 14  
32 68

**Deadball Rebounds:** Butler 2, Marquette 3 **Technical Fouls:** Butler Team  
**Officials:** Brian O'Connell, Jeff Clark, Tony Chiazza **Attendance:** 15,342

## BUTLER 83, DePAUL 73 February 7, 2015 Hinkle Fieldhouse - Indianapolis, Ind.

DePAUL	FG	3FG	FT	REB	PF	TP	A	TO	BLK	S	MIN
Stimage, Rashaun, f	3-5	0-0	4-4	2-3-5	2	10	0	0	1	1	21
Henry, Myke, f	4-11	2-3	2-2	1-5-6	4	12	2	2	0	1	35
Crockett, Jamee, f	5-12	2-4	2-2	1-1-2	5	14	1	1	0	1	29
Garrett, Billy, g	1-6	0-4	4-6	0-1-1	3	6	5	0	0	1	27
McDonald, Durrell, g	3-6	1-3	2-3	1-1-2	2	9	1	4	0	1	25
Curington, R. J.	0-1	0-1	2-2	0-1-1	0	2	0	1	0	0	4
Wood, Darrick	0-0	0-0	0-0	0-0-0	0	0	1	1	0	0	7
Hamilton, Tommy	2-4	1-2	0-0	0-2-2	2	5	0	1	0	0	12
Molinari, David	0-0	0-0	0-0	0-0-0	0	0	1	0	0	0	1
Robinson, Forrest	3-5	2-4	1-2	0-2-2	2	9	0	1	1	0	20
Simpson, Aaron	2-5	1-3	1-2	0-1-1	2	6	2	0	0	0	18
Hanel, Joe	0-0	0-0	0-0	0-0-0	1	0	0	0	0	0	1
Team				1-2-3							
Totals	23-55	9-24	18-23	6-19-25	23	73	13	11	2	5	200
	(.418)	(.375)	(.783)								

BUTLER	FG	3FG	FT	REB	PF	TP	A	TO	BLK	S	MIN
Woods, Kameron, f	2-3	0-0	3-6	1-7-8	3	7	1	0	0	0	30
Chrabascz, Andrew, f	6-8	1-1	3-5	2-1-3	3	16	1	1	1	1	29
Barlow, Alex, g	3-6	2-3	0-0	0-4-4	3	8	8	3	0	4	34
Jones, Roosevelt, g	7-11	0-0	6-9	0-3-3	4	20	2	3	0	2	35
Dunham, Kellen, g	6-12	4-9	8-8	0-3-3	1	24	1	1	0	0	34
Etherington, Austin	1-1	1-1	0-0	1-2-3	3	3	1	1	0	0	8
Wideman, Tyler	0-0	0-0	0-0	0-0-0	1	0	0	2	1	0	10
Aldridge, Jackson	0-0	0-0	1-2	0-1-1	0	1	0	0	0	0	3
Davis, Jackson	0-0	0-0	0-0	0-1-1	0	0	0	0	0	0	1
Martin, Kelan	2-6	0-0	0-0	2-1-3	3	4	1	2	0	0	16
Team				1-1-2							
Totals	27-47	8-14	21-30	7-24-31	21	83	15	13	2	7	200
	(.574)	(.571)	(.700)								

DePaul 27  
Butler 40

46 73  
43 83

**Deadball Rebounds:** DePaul 5, Butler 5 **Technical Fouls:** None  
**Officials:** Gary Prager, Jeffrey Anderson, Matt Potter **Attendance:** 9,100

# 2014-15 Box Scores

## #6 VILLANOVA 68, #18 BUTLER 65

February 14, 2015  
Hinkle Fieldhouse - Indianapolis, Ind.

VILLANOVA	FG	3FG	FT	REB	PF	TP	A	TO	BLK	S	MIN
Pinkston, JayVaughn, f	4-10	0-0	4-6	2-2-4	3	12	0	0	0	0	28
Ochefu, Daniel, f	1-2	0-0	0-0	1-4-5	0	2	3	2	0	0	26
Hilliard, Darrun, g	9-16	8-13	5-5	1-7-8	2	31	3	4	0	2	33
Arcidiacono, Ryan, g	0-6	0-3	0-0	2-0-2	3	0	5	1	1	1	34
Ennis, Dylan, g	3-7	1-4	0-0	0-2-2	3	7	1	0	0	0	23
Jenkins, Kris	2-2	1-1	0-0	0-1-1	2	5	0	1	0	0	22
Hart, Josh	3-6	1-4	0-0	0-1-1	1	7	0	0	0	2	29
Booth, Phil	1-1	1-1	1-2	0-0-0	2	4	0	0	0	0	5
Reynolds, Darryl	0-0	0-0	0-0	0-0-0	0	0	0	0	0	0	0+
Team				1-1-2							
Totals	23-50 (.460)	12-26 (.462)	10-13 (.769)	7-18-25	16	68	12	8	1	6	200

BUTLER	FG	3FG	FT	REB	PF	TP	A	TO	BLK	S	MIN
Woods, Kameron, f	1-1	0-0	1-3	4-8-12	1	3	1	0	0	0	36
Chrabascz, Andrew, f	3-7	0-1	2-2	4-0-4	2	8	2	3	1	1	33
Barlow, Alex, g	6-14	4-7	3-3	0-1-1	2	19	2	3	0	3	40
Jones, Roosevelt, g	2-11	0-0	2-2	1-4-5	3	6	3	0	0	0	35
Dunham, Kellen, g	6-12	2-6	5-5	0-3-3	2	19	1	2	0	0	33
Etherington, Austin	0-0	0-0	0-0	0-0-0	2	0	1	0	0	0	4
Wideman, Tyler	0-0	0-0	0-0	1-0-1	1	0	0	1	1	0	6
Martin, Kelan	3-6	1-3	3-4	1-3-4	0	10	0	0	0	0	13
Team				1-3-4							
Totals	21-51 (.412)	7-17 (.412)	16-19 (.842)	12-22-34	13	65	10	9	2	4	200

Villanova 27 41 68  
Butler 22 43 65

**Deadball Rebounds:** Villanova 2, Butler 2 **Technical Fouls:** None  
**Officials:** Jeffrey Anderson, Jim Burr, Evan Burroughs **Attendance:** 9,231

## XAVIER 73, #19 BUTLER 56

February 21, 2015  
Cintas Center - Cincinnati, Ohio

BUTLER	FG	3FG	FT	REB	PF	TP	A	TO	BLK	S	MIN
Woods, Kameron, f	3-6	0-0	1-2	3-6-9	0	7	0	1	2	1	30
Wideman, Tyler, f	1-1	0-0	0-0	1-3-4	2	2	4	0	0	1	25
Jones, Roosevelt, g	5-12	0-0	4-5	1-2-3	0	14	0	2	0	0	35
Barlow, Alex, g	4-11	2-6	0-0	0-5-5	3	10	0	2	0	2	31
Dunham, Kellen, g	2-5	1-3	4-6	0-0-0	4	9	3	4	0	1	25
Etherington, Austin	0-2	0-2	0-0	0-3-3	3	0	0	3	0	0	11
Aldridge, Jackson	0-2	0-2	0-0	0-0-0	1	0	2	0	0	1	7
Davis, Jackson	0-2	0-0	0-0	0-4-4	1	0	0	0	0	0	9
Bennett, Steven	2-2	2-2	0-0	0-0-0	0	6	0	0	0	0	3
Martin, Kelan	3-14	0-1	2-3	1-3-4	2	8	0	1	1	0	24
Team				2-1-3							
Totals	20-57 (.351)	5-16 (.313)	11-16 (.688)	8-27-35	17	56	9	14	3	6	200

XAVIER	FG	3FG	FT	REB	PF	TP	A	TO	BLK	S	MIN
Bluiett, Trevon, f	5-8	1-2	0-1	1-2-3	1	11	2	0	0	0	26
Stainbrook, Matt, c	2-5	0-0	0-0	0-1-1	3	4	5	1	2	0	18
Abell, Remy, g	2-7	0-2	3-3	0-3-3	0	7	1	0	1	0	23
Davis, Dee, g	2-4	1-2	1-1	0-4-4	3	6	1	3	0	0	23
Davis, Myles, g	5-10	3-5	5-7	0-1-1	1	18	3	2	0	4	30
Austin Jr., Larry	0-3	0-0	0-0	0-0-0	0	0	0	0	0	1	14
Reynolds, Jalen	4-5	0-0	1-2	2-9-11	2	9	0	2	1	2	23
Farr, James	4-6	0-1	0-0	3-8-11	2	8	0	1	1	0	11
Randolph, Brandon	1-1	0-0	0-0	0-0-0	1	2	0	0	0	0	3
Stainbrook, Tim	0-1	0-0	0-0	1-0-1	0	0	0	0	0	0	1
Mitchell, Andrew	0-0	0-0	0-0	0-0-0	0	0	0	0	0	0	1
Coker, Kevin	0-0	0-0	0-0	0-0-0	0	0	0	0	0	0	1
O'Mara, Sean	0-5	0-0	0-0	1-1-2	1	0	1	0	2	0	9
Macura, J. P.	2-4	2-4	2-2	0-0-2	2	8	0	2	2	0	17
Team				0-2-2							
Totals	27-59 (.458)	7-16 (.438)	12-16 (.750)	8-31-39	17	73	13	11	9	7	200

Butler 22 34 56  
Xavier 33 40 73

**Deadball Rebounds:** Butler 3, Xavier 1 **Technical Fouls:** Butler bench, Xavier bench  
**Officials:** James Breeding, Wally Rutecki, Tony Chiazza **Attendance:** 10,492

## #19 BUTLER 58, CREIGHTON 56

February 16, 2015  
CenturyLink Center - Omaha, Neb.

BUTLER	FG	3FG	FT	REB	PF	TP	A	TO	BLK	S	MIN
Woods, Kameron, f	5-10	0-0	0-0	2-8-10	2	10	3	1	0	1	37
Wideman, Tyler, f	1-2	0-0	0-0	0-0-0	1	2	0	1	0	0	12
Jones, Roosevelt, g	8-17	0-0	2-3	3-3-6	2	18	6	3	0	0	38
Barlow, Alex, g	2-4	0-1	1-2	2-5-7	3	5	0	1	0	1	37
Dunham, Kellen, g	8-15	3-4	0-1	0-0-0	1	19	0	1	0	1	39
Etherington, Austin	0-3	0-2	0-0	1-2-3	2	0	0	0	0	0	22
Davis, Jackson	1-1	0-0	0-0	1-0-1	1	2	0	0	0	0	6
Martin, Kelan	1-1	0-0	0-1	0-0-0	2	2	0	0	1	0	9
Team				0-2-2							
Totals	26-53 (.373)	3-7 (.333)	3-7 (.944)	9-20-29	14	58	9	7	1	3	200

CREIGHTON	FG	3FG	FT	REB	PF	TP	A	TO	BLK	S	MIN
Hegner, Toby, f	0-2	0-2	0-0	0-1-1	0	0	1	1	0	0	11
Groselle, Geoffrey, c	4-7	0-0	0-0	1-3-4	2	8	3	0	0	0	23
Chatman, Austin, g	6-14	3-7	2-4	0-0-0	2	17	2	2	0	0	35
Kreklow, Rick, g	2-6	1-5	0-0	0-7-7	3	5	3	0	1	1	38
Milliken, James, g	1-5	0-1	3-4	1-1-2	2	5	2	2	0	2	35
Brooks, Devin	6-9	3-4	2-2	0-5-5	2	17	3	1	1	0	26
Clement, Tyler	0-0	0-0	0-0	0-0-0	1	0	0	0	0	0	5
Dingman, Avery	1-2	0-1	0-0	0-1-1	1	2	1	0	0	0	9
Artino, Will	1-3	0-0	0-0	2-3-5	2	2	0	1	0	1	16
Hanson, Zach	0-0	0-0	0-0	0-0-0	1	0	0	1	0	0	2
Team				3-1-4							
Totals	21-48 (.438)	7-20 (.350)	7-10 (.700)	7-22-29	16	56	15	8	2	4	200

Butler 25 33 58  
Creighton 29 27 56

**Deadball Rebounds:** Butler 1, Creighton 2 **Technical Fouls:** None  
**Officials:** Brian O'Connell, Pat Driscoll, Alfred Smith **Attendance:** 17,971

## #23 BUTLER 73, MARQUETTE 52

February 25, 2015  
Hinkle Fieldhouse - Indianapolis, Ind.

MARQUETTE	FG	3FG	FT	REB	PF	TP	A	TO	BLK	S	MIN
Cohen III, Sandy, f	2-4	1-2	0-0	0-1-1	1	5	1	2	1	0	31
Fischer, Luke, c	7-8	0-0	3-6	2-1-3	4	17	1	2	3	0	24
Wilson, Duane, g	3-8	1-3	3-4	1-1-2	2	10	3	2	0	1	36
Wilson, Derrick, g	1-4	0-1	0-0	0-3-4	4	2	3	0	0	1	31
Johnson, Jaijuan, g	0-4	0-1	0-0	0-2-2	3	0	1	2	1	0	23
Anderson, Juan	0-1	0-1	0-0	0-0-0	2	0	0	0	0	0	6
Carlino, Matt	3-6	1-3	3-4	0-3-3	1	10	1	2	0	1	25
Taylor, Jr., Steve	4-5	0-0	0-0	1-1-2	1	8	0	1	0	0	24
Team				0-2-2							
Totals	20-40 (.500)	3-11 (.273)	9-14 (.643)	4-14-18	19	52	10	11	5	3	200

BUTLER	FG	3FG	FT	REB	PF	TP	A	TO	BLK	S	MIN
Woods, Kameron, f	6-9	0-0	2-4	0-7-7	3	14	1	1	0	1	29
Wideman, Tyler, f	4-7	0-0	0-0	4-4-8	5	8	0	0	1	1	26
Barlow, Alex, g	1-5	0-1	1-2	1-0-1	3	3	6	2	0	1	38
Jones, Roosevelt, g	3-10	0-0	4-8	2-2-4	2	10	6	0	0	3	34
Dunham, Kellen, g	8-14	4-6	2-2	0-1-1	1	22	0	1	1	0	32
Etherington, Austin	2-3	1-2	2-2	2-2-4	2	7	0	0	0	0	23
Aldridge, Jackson	0-0	0-0	0-0	0-0-0	0	0	0	0	0	0	1
Davis, Jackson	0-0	0-0	0-0	0-0-0	1	0	0	0	0	0	2
Bennett, Steven	0-0	0-0	0-0	0-0-0	0	0	1	0	0	0	1
Martin, Kelan	3-5	1-1	2-2	1-1-2	1	9	2	1	0	0	14
Team				2-0-2							
Totals	27-53 (.509)	6-10 (.600)	13-20 (.650)	12-17-29	18	73	16	6	2	6	200

Marquette 30 22 52  
Butler 37 36 73

**Deadball Rebounds:** Marquette 3, Butler 8 **Technical Fouls:** Marquette Team, Derrick Wilson (MU), Jones, (BU). **Officials:** Bryan Kersey, Tim Clougherty, Stephen McJunkins **Attendance:** 7,830

# 2014-15 Box Scores

## #23 BUTLER 67, DePAUL 53

February 28, 2015

Allstate Arena - Rosemont, Ill.

BUTLER	FG	3FG	FT	REB	PF	TP	A	TO	BLK	S	MIN
Woods, Kameron, f	5-9	0-0	4-6	1-5-6	0	14	1	2	1	0	38
Wideman, Tyler, f	0-1	0-0	0-0	2-2-4	3	0	0	2	0	0	16
Jones, Roosevelt, g	6-13	0-0	4-6	1-4-5	0	16	4	4	0	2	36
Barlow, Alex, g	1-3	1-3	0-0	0-6-6	3	3	3	5	0	2	37
Dunham, Alex, g	6-11	2-4	10-10	0-1-1	0	24	0	0	0	0	34
Etherington, Austin	2-3	0-1	3-3	0-5-5	3	7	1	1	0	0	24
Davis, Jackson	0-0	0-0	0-0	0-2-2	2	0	0	1	1	0	3
Martin, Kelan	1-3	0-1	1-2	0-1-1	2	3	1	2	0	0	12
Team				5-1-6					1		
Totals	21-43	3-9	22-27	9-27-36	13	67	10	18	2	4	200
	(.488)	(.333)	(.815)								

DePAUL	FG	3FG	FT	REB	PF	TP	A	TO	BLK	S	MIN
Henry, Myke, f	4-9	1-1	0-0	1-3-4	2	9	1	2	1	2	32
Robinson, Forrest, f	0-4	0-2	0-0	0-1-1	1	0	0	0	1	0	13
Crockett, Jamee, g	8-15	3-7	1-2	1-1-2	4	20	1	1	1	1	32
Garrett Jr., Billy, g	2-5	1-1	2-2	0-1-1	1	7	2	2	0	3	35
McDonald, Durrell, g	2-3	1-2	0-0	0-2-2	3	5	3	0	0	3	29
Currington, R. J.	1-1	0-0	0-0	0-1-1	1	2	0	0	0	0	2
Wood, Darrick	1-7	1-4	0-0	0-0-0	4	3	0	1	0	0	15
Hamilton IV, Tommy	1-2	0-1	0-2	0-3-3	0	2	1	3	1	0	14
Stimage, Rashaun	1-2	0-0	3-4	0-2-2	2	5	0	1	1	1	21
Simpson, Aaron	0-1	0-0	0-0	0-0-0	1	0	1	1	0	0	7
Team				1-2-3	1						
Totals	20-49	7-18	6-10	3-16-19	20	53	9	11	5	10	200
	(.408)	(.389)	(.600)								

Butler 29 38 67  
DePaul 24 29 53

**Deadball Rebounds:** Butler 2, DePaul 3 **Technical Fouls:** DePaul Team  
**Officials:** Mike Roberts, Brent Hampton, Rob Riley **Attendance:** 8,805

## #21 BUTLER 68, #24/23 PROVIDENCE 64

March 7, 2015

Dunkin' Donuts Center - Providence, R.I.

BUTLER	FG	3FG	FT	REB	PF	TP	A	TO	BLK	S	MIN
Woods, Kameron, f	1-2	0-0	4-4	2-10-12	0	6	0	0	0	3	36
Chrabascz, Andrew, f	4-12	1-2	0-0	2-3-5	5	9	4	3	3	1	33
Jones, Roosevelt, g	4-9	0-0	8-8	0-3-3	4	16	3	3	0	0	39
Barlow, Alex, g	2-7	2-5	2-2	1-1-2	2	8	2	3	0	1	26
Dunham, Kellen, g	4-12	3-7	4-4	1-3-4	2	15	1	4	0	0	36
Etherington, Austin	0-0	0-0	0-0	0-1-1	1	0	0	0	0	0	4
Wideman, Tyler	0-0	0-0	0-0	1-0-1	2	0	0	1	0	0	7
Martin, Kelan	5-9	2-4	2-2	0-5-5	2	14	0	0	1	1	19
Team				3-3-6							
Totals	20-51	8-18	20-20	10-29-39	18	68	10	14	4	6	200
	(.392)	(.444)	(100.0)								

PROVIDENCE	FG	3FG	FT	REB	PF	TP	A	TO	BLK	S	MIN
Bentil, Ben, f	0-2	0-0	0-0	0-1-1	1	0	0	0	0	0	13
Henton, LaDontae, f	2-10	1-4	3-4	0-7-7	2	8	0	4	0	0	40
Desrosiers, Carson, c	1-3	0-0	4-4	1-1-2	4	6	2	0	3	0	27
Dunn, Kris, g	9-20	2-6	3-4	0-3-3	3	23	6	3	0	4	39
Lomomba, Junior, g	1-1	0-0	0-1	0-1-1	1	2	0	1	0	0	11
Chukwu, Paschal	0-0	0-0	1-2	0-1-1	2	1	0	1	1	0	5
Lindsey, Jalen	1-1	0-0	0-0	0-0-0	0	2	0	0	0	0	1
Bancroft, Ted	0-1	0-1	0-0	0-0-0	0	0	0	0	0	0	1
Cartwright, Kyron	2-6	1-3	0-0	0-3-3	0	5	0	0	0	1	24
Harris, Tyler	7-12	0-4	3-3	2-3-5	4	17	0	0	2	2	34
Team				3-1-4	1						
Totals	23-56	4-18	14-18	6-21-27	18	64	8	9	6	8	200
	(.411)	(.222)	(.778)								

Butler 33 35 68  
Providence 22 42 64

**Deadball Rebounds:** Butler 1, Providence 1 **Technical Fouls:** Providence Team  
**Officials:** John Gaffney, Jeff Clark, Tony Chiazza **Attendance:** 12,400

## GEORGETOWN 60, #21 BUTLER 54

March 3, 2015

Hinkle Fieldhouse - Indianapolis, Ind.

GEORGETOWN	FG	3FG	FT	REB	PF	TP	A	TO	BLK	S	MIN
Peak, L.J., f	0-2	0-0	0-0	0-0-0	3	0	1	0	0	2	11
Copeland, Isaac, f	1-6	1-3	2-2	1-2-3	4	5	0	1	3	1	30
Smith, Joshua, c	4-4	0-0	2-3	0-2-2	4	10	0	1	0	0	20
Smith-Rivera, D., g	5-9	2-4	4-4	1-6-7	1	16	2	2	0	2	37
Trawick, Jabril, g	3-6	1-4	2-2	0-0-0	2	9	4	3	1	0	34
Campbell, Tre	3-5	2-3	2-2	0-2-2	0	10	1	0	0	1	21
Hopkins, Mikael	3-3	0-0	0-0	0-6-6	4	6	1	1	4	1	19
White, Paul	0-5	0-1	0-0	0-0-0	0	0	2	1	1	1	13
Bowen, Aaron	1-3	1-2	1-2	0-0-0	1	4	2	1	1	1	14
Hayes, Bradley	0-0	0-0	0-0	0-0-0	0	0	0	0	0	0	1
Team				0-0-0							
Totals	20-43	7-17	13-15	2-18-20	19	60	13	10	10	9	200
	(.465)	(.412)	(.867)								

BUTLER	FG	3FG	FT	REB	PF	TP	A	TO	BLK	S	MIN
Woods, Kameron, f	5-6	0-0	5-5	7-9-16	3	15	0	5	1	1	34
Wideman, Tyler, f	0-0	0-0	0-2	2-0-2	3	0	1	0	0	0	9
Barlow, Alex, g	4-8	3-5	2-3	0-4-4	3	13	2	4	0	1	40
Aldridge, Jackson, g	0-2	0-2	0-0	0-0-0	0	0	0	0	0	0	3
Jones, Roosevelt, g	2-10	0-0	3-6	0-3-3	4	7	3	4	0	3	33
Etherington, Austin	0-0	0-0	0-0	0-0-0	1	0	0	1	0	0	6
Dunham, Kellen	3-12	2-9	0-0	0-3-3	0	8	2	0	0	0	37
Martin, Kelan	1-3	1-1	0-0	0-0-0	0	3	0	0	0	0	7
Chrabascz, Andrew	3-10	2-3	0-6	1-1-2	3	8	2	1	1	0	31
Team				7-2-9							
Totals	18-51	8-20	10-22	17-22-39	17	54	10	15	2	5	200
	(.353)	(.400)	(.455)								

Georgetown 30 30 60  
Butler 24 30 54

**Deadball Rebounds:** Georgetown 4, Butler 7 **Technical Fouls:** None  
**Officials:** Jeffrey Anderson, Joe Lindsay, Thomas Eades **Attendance:** 9,100

## XAVIER 67, #22 BUTLER 61 (OT)

March 12, 2015

Madison Square Garden - New York, N.Y.

XAVIER	FG	3FG	FT	REB	PF	TP	A	TO	BLK	S	MIN
Bluiett, Trevon, f	3-9	2-3	3-7	0-6-6	2	11	2	3	0	2	35
Abelli, Remy, f	2-7	0-1	1-3	0-0-0	1	5	0	0	0	2	30
Stainbrook, Matt, c	5-8	0-0	3-4	3-7-10	4	13	1	4	1	0	34
Davis, Dee, g	5-10	2-3	1-1	1-2-3	1	13	4	2	1	0	42
Macura, J.P., g	0-4	0-2	0-0	0-0-0	0	0	0	0	0	0	14
Austin, Larry	0-0	0-0	0-0	0-2-2	1	0	1	2	0	0	3
Reynolds, Jalen	5-6	0-0	2-3	1-5-6	5	12	0	2	1	2	16
Farr, James	0-1	0-1	0-1	0-5-5	1	0	0	0	1	0	20
Davis, Myles	4-10	1-5	4-4	1-1-2	1	13	2	0	0	0	29
O'Mara, Sean	0-0	0-0	0-0	0-0-0	0	0	0	0	0	0	2
Team				3-1-4							
Totals	24-55	5-15	14-23	9-29-38	16	67	10	13	4	6	225
	(.436)	(.333)	(.609)								

BUTLER	FG	3FG	FT	REB	PF	TP	A	TO	BLK	S	MIN
Woods, Kameron, f	1-3	0-0	0-0	5-9-14	5	2	3	1	0	2	30
Chrabascz, Andrew, f	6-12	1-3	3-6	1-0-1	2	16	2	2	1	1	40-
Barlow, Alex, g	7-16	5-14	3-4	1-3-4	4	22	1	1	0	4	39
Jones, Roosevelt, g	2-9	0-0	0-3	2-8-10	4	4	4	4	1	0	44
Dunham, Kellen, g	6-14	1-6	4-6	0-2-2	5	17	0	4	0	1	37
Etherington, Austin	0-0	0-0	0-0	0-1-1	1	0	0	1	0	0	12
Wideman, Tyler	0-1	0-0	0-0	0-0-0	1	0	0	0	0	0	6
Davis, Jackson	0-0	0-0	0-0	0-0-0	0	0	0	0	0	0	3
Martin, Kelan	0-1	0-1	0-0	0-2-2	2	0	0	1	2	0	14
Team				2-5-7							
Totals	22-56	7-24	10-19	11-30-41	24	61	10	14	4	8	225

## 2014-15 Box Scores

**#24/23 BUTLER 56, TEXAS 48**  
 March 19, 2015  
 CONSOL Energy Center - Pittsburgh, Pa.

TEXAS	FG	3FG	FT	REB	PF	TP	A	TO	BLK	S	MIN
Holmes, Jonathan, f	4-11	3-8	4-6	1-4-5	4	15	0	1	1	1	36
Lammert, Connor, f	1-4	0-2	0-1	1-9-10	3	2	2	1	0	0	31
Ridley, Cameron, c	1-4	0-0	0-0	5-2-7	3	2	0	2	3	0	25
Yancy, Kendal, g	1-3	1-2	0-0	0-0-0	1	3	0	0	0	0	14
Taylor, Isaiah, g	6-15	0-1	2-2	0-1-1	3	14	4	5	0	3	32
Holland, Demarcus	0-2	0-1	0-0	1-0-1	2	0	1	1	0	0	24
Felix, Javan	2-5	2-4	2-3	0-2-2	1	8	0	1	0	0	15
Ibeh, Prince	1-1	0-0	0-0	0-3-3	1	2	0	0	0	0	7
Turner, Myles	1-5	0-1	0-0	2-8-10	4	2	0	4	1	0	16
Team				2-0-2							
Totals	17-50 (.340)	6-19 (.316)	8-12 (.667)	12-29-41	22	48	7	15	5	4	200

BUTLER	FG	3FG	FT	REB	PF	TP	A	TO	BLK	S	MIN
Woods, Kameron, f	2-3	0-0	5-8	0-9-9	2	9	1	0	0	1	37
Chrabascz, Andrew, f	2-10	1-1	2-4	1-4-5	1	7	3	1	1	0	36
Jones, Roosevelt, g	3-10	0-0	0-0	0-1-1	2	6	4	1	1	0	29
Barlow, Alex, g	1-6	1-5	4-4	1-7-8	3	7	1	2	1	2	39
Dunham, Kellen, g	5-14	2-7	8-11	0-2-2	0	20	2	0	0	1	37
Wideman, Tyler	0-0	0-0	0-0	0-0-0	2	0	0	0	1	1	7
Martin, Kelan	3-5	0-0	1-1	0-0-0	3	7	0	1	0	0	15
Team				3-0-3							
Totals	16-48 (.333)	4-13 (.308)	20-28 (.714)	5-23-28	13	56	11	5	4	5	200

Texas	24	24	48
Butler	26	30	56

**Deadball Rebounds:** Texas 2, Butler 6 **Technical Fouls:** None  
**Officials:** Chris Rastatter, Brian O'Connell, Rick Crawford **Attendance:** 15,818

**#8 NOTRE DAME 67, #24/23 BUTLER 64 (OT)**  
 March 21, 2015  
 CONSOL Energy Center - Pittsburgh, Pa.

BUTLER	FG	3FG	FT	REB	PF	TP	A	TO	BLK	S	MIN
Woods, Kameron, f	4-9	0-0	0-0	5-10-15	1	8	1	3	2	1	45
Chrabascz, Andrew, f	5-15	2-3	8-8	2-1-3	4	20	1	0	2	3	41
Barlow, Alex, g	1-6	0-4	0-0	1-4-5	5	2	3	0	0	2	40
Jones, Roosevelt, g	9-19	0-0	5-7	2-3-5	2	23	3	3	0	2	44
Dunham, Kellen, g	2-13	2-5	2-2	0-3-3	0	8	0	0	0	0	41
Wideman, Tyler	0-0	0-0	0-0	0-0-0	1	0	0	0	0	0	4
Martin, Kelan	0-1	0-1	3-4	0-0-0	2	3	0	0	0	0	10
Team				3-2-5							
Totals	21-63 (.333)	4-13 (.308)	18-21 (.857)	13-23-36	15	64	8	7	5	8	225

NOTRE DAME	FG	3FG	FT	REB	PF	TP	A	TO	BLK	S	MIN
Connaughton, Pat, f	3-8	1-6	0-0	1-8-9	3	7	1	1	5	0	42
Auguste, Zach, f	2-7	0-0	3-5	3-10-13	3	7	0	4	1	0	38
Jackson, Demetrius, g	4-8	2-4	3-4	0-0-0	2	13	2	0	1	1	41
Grant, Jerian, g	5-12	1-4	5-7	2-3-5	2	16	5	2	0	0	45
Vasturia, Steve, g	6-11	2-5	6-6	0-6-6	3	20	1	3	0	2	43
Beachem, V.J.	2-3	0-1	0-0	0-1-1	2	4	0	2	0	0	7
Colson, Bonzie	0-2	0-0	0-0	1-1-2	1	0	0	1	1	1	9
Team				2-2-4							
Totals	22-51 (.431)	6-20 (.300)	17-22 (.773)	9-31-40	16	67	9	13	8	4	225

Butler	29	26	9	64
Notre Dame	31	24	12	67

**Deadball Rebounds:** Butler 1, Notre Dame 2 **Technical Fouls:** None  
**Officials:** Joe DeRosa, Brian O'Connell, Pat Adams **Attendance:** 18,762

# 2014-15 Butler Basketball

## The Last Time...

### TEAM

#### 100 Points Scored

By BU.....100 vs. Manchester, 12/9/13  
By Opp.....107, UIC, 3/2/96

#### 30-Point Win

By BU.....93-51 vs. Kennesaw State, 12/8/14  
By Opp.....84-52, at VCU, 3/2/13

#### 60% Field Goal Shooting

By BU......719 (41-57) vs. Maine, 11/15/14  
By Opp......667 (28-42) vs. Providence, 2/23/14

#### 50% Three-Point Shooting (10 Attempts)

By BU......600 (6-10) vs. Marquette, 2/25/15  
By Opp......650 (13-20) vs. Providence, 2/23/14

#### 90% Free Throw Shooting (15 Attempts)

By BU.....1.000 (20-20) at Providence, 3/7/15  
By Opp......952 (20-21) vs. Illinois (Maui Inv.), 11/21/12

#### 12 Three-Point Field Goals

By BU.....12 vs. Manchester, 12/9/13  
By Opp.....12, Villanova, 2/14/15

#### 15 Steals

By BU.....17 vs. Kennesaw State, 12/8/14  
By Opp.....17, at VCU, 3/2/13

#### Overtime Game

Butler Win .....72-68 at Marquette, 1/31/15  
Butler Loss .....67-64 vs. Notre Dame, 3/21/15

#### Double Overtime Game

Butler Win .....83-80 vs. Kent State, 11/25/06  
Butler Loss .....99-94 vs. DePaul, 1/9/14

#### Triple Overtime Game

Butler Win .....68-65 vs. UW-Green Bay\*, 2/28/99  
Butler Loss .....None

#### Butler Was Ranked

AP Top 25 .....(#24), March 16, 2015  
USA Today Top 25 .....(#23), March 16, 2015

#### Butler Victory Over A Ranked Team

AP Top 25 .....#24 Providence, 68-64, March 7, 2015  
ESPN/USA Today .....#23 Providence, 68-64, March 7, 2015

### INDIVIDUAL

#### 40 Points Scored

By BU.....42, Matthew Graves vs. Cleveland St., 1/15/98  
By Opp.....49, Chris Collier, Georgia State, 1/2/91

#### 30 Points Scored

By BU.....30, Andrew Chrabascz at Marquette, 1/31/15  
By Opp.....31, Darrun Hilliard, Villanova, 2/14/15

#### Two Players With 20+ Points

By BU.....Roosevelt Jones (23)/Andrew Chrabascz (20),  
.....vs. Notre Dame, 3/21/15  
By Opp.....Sterling Gibbs (30)/Khadeen Carrington (20),  
.....at Seton Hall, 1/13/15

#### 15 Rebounds

By BU.....15, Kameron Woods vs. Notre Dame, 3/21/15  
By Opp.....15, Angel Delgado, Seton Hall, 1/13/15

#### 10 Assists

By BU.....10, Ronald Nored vs. Indiana State, 2/18/12  
By Opp.....10, Tim Bass, Hanover, 11/27/12

#### Six Three-Point Field Goals

By BU.....6, Kellen Dunham at St. John's, 1/3/15  
By Opp.....8, Darrun Hilliard, Villanova, 2/14/15

#### Seven Steals

By BU.....7, Alex Barlow vs. Providence, 1/6/15  
By Opp.....7, Mark Miller, UIC, 1/29/98

#### Five Blocked Shots

By BU.....5, Matt Howard at Green Bay, 2/2/09  
By Opp.....5, Pat Connaughton, Notre Dame, 3/21/15

#### Double-Double

By BU.....15 pts./16 reb., Kameron Woods  
.....vs. Georgetown, 3/3/15  
By Opp.....13 pts./10 reb., Matt Stainbrook,  
.....Xavier, 3/12/15

#### Triple-Double

By BU.....33 pts./10 reb./10 ast., Tim McRoberts  
.....vs. Oral Roberts, 2/20/84  
By Opp.....10 pts./10 reb./10 ast., Kaylon Williams  
.....at Milwaukee, 1/3/11

\*--Conference Tournament.  
(NCAA)--NCAA Tournament.