



BUTLER

2013-14 MEN'S BASKETBALL

FOR IMMEDIATE RELEASE

Sent 3/21/14

2013-14 Butler Men's Basketball Schedule/Results

| Date | Opponent | Time/Result |
|--------------------------|----------------------------------|----------------|
| October | | |
| 29 | NOVA SOUTHEASTERN (Exhib.) | W, 101-64 |
| November | | |
| 2 | DePAUW (Exhibition) | W, 93-68 |
| Regular Season | | |
| 9 | LAMAR (Fox Sports 2) | W, 89-58 |
| 16 | PRINCETON (Fox Sports 2) | W, 70-67 |
| 19 | VANDERBILT (Fox Sports 1) | W, 85-77 (OT) |
| 23 | At Ball State | W, 59-58 |
| Old Spice Classic | | |
| 28 | Washington State% (ESPN 2) | W, 76-69 |
| 29 | #5 Oklahoma State% (ESPN) | L, 67-69 |
| December | | |
| 1 | LSU% (ESPN) | L, 68-70 (OT) |
| 7 | NORTH DAKOTA (Fox Sports 1) | W, 79-64 |
| 9 | MANCHESTER (Fox Sports 1) | W, 100-41 |
| 14 | Purdue# (Big Ten Network) | W, 76-70 |
| 21 | At Evansville | W, 68-59 |
| 28 | NJIT (Fox Sports 2) | W, 66-48 |
| 31 | #11 VILLANOVA* (Fox Sports 1) | L, 73-76 (OT) |
| January | | |
| 4 | At Xavier* (FSN) | L, 68-79 |
| 9 | DePAUL* (Fox Sports 1) | L, 94-99 (2OT) |
| 11 | GEORGETOWN (Fox 1) | L, 67-70 (OT) |
| 14 | At #20 Creighton* (Fox Sports 1) | L, 60-88 |
| 18 | MARQUETTE* (CBSSN) | W, 69-57 (OT) |
| 21 | At Providence* (Fox Sports 1) | L, 56-65 |
| 25 | ST. JOHN'S* (FSN) | L, 52-69 |
| 29 | At Seton Hall* (Fox Sports 1) | W, 64-57 |
| February | | |
| 4 | At Marquette* (Fox Sports 1) | L, 62-69 |
| 8 | At Georgetown* (CBS) | L, 63-71 |
| 11 | XAVIER* (Fox Sports 1) | L, 50-64 |
| 13 | #18 CREIGHTON* (CBSSN) | L, 63-68 |
| 18 | At St. John's* (Fox Sports 1) | L, 52-77 |
| 23 | PROVIDENCE* (Fox Sports 1) | L, 81-87 |
| 26 | At #8 Villanova* (Fox Sports 1) | L, 48-67 |
| March | | |
| 6 | At DePaul* (Fox Sports 1) | W, 79-46 |
| 8 | SETON HALL* (Fox Sports 1) | W, 71-54 |
| 12 | Seton Hall** (FS1) | L, 50-51 |

%--Old Spice Classic, Orlando, Fla.

#--Crossroads Classic, Bankers Life Fieldhouse.

*--BIG EAST game.

**--2014 BIG EAST Tournament, Madison Square Garden, New York, N.Y.

2013-14 Record: 14-17

2013-14 BIG EAST Record: 4-14

Bulldogs Wrap Up First BIG EAST Season

FINAL PLAY: Butler, competing in its third conference in three years, saw its 2013-14 campaign end in the opening round of the BIG EAST Tournament at Madison Square Garden in New York. The Bulldogs dropped a 51-50 decision to Seton Hall and ended the year with a 14-17 overall record. The season-ending loss came just four days after Butler closed the regular season at home with a 71-54 win over the same Seton Hall squad. The Bulldogs had a couple of opportunities to take the lead in the closing seconds of the BIG EAST Tournament game, but the first ended with a turnover with 0:04 left and the second on a half-court miss at the final buzzer. Butler, which played in the Horizon League in 2011-12 and in the Atlantic 10 Conference in 2012-13, opened the season with wins in 10 of its first 12 games. That start included the Bulldogs' first 5-0 record since 2008-09. Butler closed the regular season with back-to-back BIG EAST victories over DePaul and Seton Hall.

Butler posted 10 non-conference wins for the second straight season.

GARDEN SHOW: Butler's season came to an end in Madison Square Garden for the first time since 1959. It was Butler's 11th game overall in the famed New York arena and the second this season. Madison Square Garden has been home to several special moments in Butler basketball history, including the Bulldogs' run to the championship of the 2006 NIT Season Tip-Off. Butler defeated #22 Tennessee, 56-44, at the Garden in the semifinals of that season-opening tournament and then captured the championship two days later with a 79-71 victory over #18 Gonzaga. Butler also made its first-ever appearance in the National Invitation Tournament against St. John's at the Garden in 1958 and then picked up its NIT win there with a 94-80 decision over Fordham a year later. Butler's first win at Madison Square Garden came early in the 1948-49 season when the Bulldogs, behind Hall of Fame Coach Paul D. "Tony" Hinkle, defeated Long Island, led by legendary coach Clair Bee, 63-54.

2013-14 Butler Men's Basketball 14-17, 4-14 BIG EAST

- First season in BIG EAST
- Third consecutive Crossroads Classic victory
- 10-2 non-conference record
- Unbeaten non-conference record at home (6-0)
- First 5-0 start since 2008-09

Butler is 4-7 all-time in Madison Square Garden.

SCHOLAR ATHLETE: Junior **Alex Barlow** received one of the top BIG EAST individual honors at a press conference in Madison Square Garden just prior to the Bulldogs' first game in the league tournament. The 5-11 guard was named 2014 BIG EAST Scholar-Athlete of the Year. He was one of four individuals honored at the press conference, joining BIG EAST Player of the Year Doug McDermott of Creighton, BIG EAST Rookie of the Year Billy Garrett Jr. of DePaul and BIG EAST Coach of the Year Jay Wright of Villanova. Barlow, a business/finance major with a 3.73 grade point average, finished the season ranked among the BIG EAST leaders in assists, steals, and assist/turnover ratio and three-point field goal shooting.

SENIOR CLASS: Seniors **Khyle Marshall** and **Erik Fromm** finished their careers as one of the "Top 10" all-time winningest classes in Butler basketball history. The two helped the Bulldogs to 91 wins over the past four seasons, including a pair of trips to the NCAA Tournament and one appearance in the NCAA Division I National Championship game (2011). The 91 wins ties LaVall Jordan (2000-01) for the ninth-highest senior class win total ever at Butler, one shy of the 2007-08 class of A. J. Graves and Drew Streicher.

Butler Senior Success Most Senior Class Wins

| Senior Class | W | L | Pct. |
|--------------|-----|----|------|
| 2009-10 | 118 | 22 | .882 |
| 2010-11 | 117 | 25 | .836 |
| 2012-13 | 110 | 39 | .738 |
| 2011-12 | 109 | 35 | .757 |
| 2002-03 | 100 | 28 | .794 |
| 2001-02 | 95 | 32 | .812 |
| 2003-04 | 93 | 34 | .820 |
| 2007-08 | 92 | 39 | .787 |
| 2000-01 | 91 | 37 | .787 |
| 2013-14 | 91 | 51 | .641 |
| 1999-2000 | 90 | 39 | .794 |

Butler Top Senior Classes - Wins

| |
|--|
| 2009-10 - Willie Veasley, Nick Rodgers |
| 2010-11 - Matt Howard, Zach Hahn, Shawn Vanzant, Alex Anglin, Grant Leiendecker |
| 2012-13 - Andrew Smith, Chase Stigall, Emerson Kampen |
| 2011-12 - Ronald Nored, Garrett Butcher |
| 2002-03 - Joel Cornette, Darnell Archey, Lewis Curry, Mike Moore |
| 2001-02 - Thomas Jackson, Rylan Hainje |
| 2003-04 - Duane Lightfoot Jr., Nick Gardner |
| 2007-08 - A. J. Graves, Drew Streicher |
| 2000-01 - LaVall Jordan |
| 2013-14 - Kyle Marshall, Erik Fromm |
| 1999-00 - Mike Marshall, Andrew Graves |

SECOND SEASON: Guard **Kellen Dunham** became just the fifth Butler player to score 500 points in his sophomore season during Butler's final home victory over Seton Hall. He wound up finishing the season in fifth place on Butler's all-time sophomore scoring list with 508 points, 28 points behind current NBA player Shelvin Mack (2009-10) in the No. 4 spot. Dunham became just the 13th Butler sophomore to score 400 points in the Bulldogs' game at Georgetown earlier in the season.

Kellen Dunham ranked seventh in the BIG EAST in scoring (16.4 ppg) in 2013-14.

Butler "Top 20" All-Time Scoring Leaders

| | |
|-----------------------------------|-------|
| 1. Chad Tucker, 1983-88 | 2,321 |
| 2. Darrin Fitzgerald, 1983-87 | 2,019 |
| 3. Matt Howard, 2007-11 | 1,939 |
| 4. A. J. Graves, 2004-08 | 1,807 |
| 5. Lynn Mitchem, 1979-83 | 1,798 |
| 6. Darin Archbold, 1988-92 | 1,744 |
| 7. Billy Shepherd, 1969-72 | 1,733 |
| 8. Jermaine Guice, 1990-94 | 1,607 |
| 9. Darren Fowlkes, 1985-89 | 1,543 |
| 10. Wayne Burris, 1973-77 | 1,531 |
| 11. Shelvin Mack, 2008-11 | 1,527 |
| 12. Jon Neuhouser, 1994-98 | 1,485 |
| 13. Bobby Plump, 1954-58 | 1,439 |
| 14. Keith Greve, 1951-54, 57-58 | 1,400 |
| 15. Jeff Blue, 1961-64 | 1,392 |
| 16. Rylan Hainje, 1998-2002 | 1,388 |
| 17. Kyle Marshall, 2010-14 | 1,373 |
| 18. Thomas Jackson, 1998-2002 | 1,334 |
| Tom Bowman, 1960-63 | 1,334 |
| 20. Ted Guzek, 1954-58 | 1,311 |

SCORING LIST: Senior **Kyle Marshall**, who scored 22 points against Seton Hall in the BIG EAST Tournament, finished his Butler career ranked among the "Top 20" players all-time on the school's career scoring list. The 6-6 forward posted a career-best 463 points in his final season and wound up in 17th place on Butler's all-time scoring list with 1,373 career points, 15 points shy of Rylan Hainje (1998-2002) in the No. 16 spot. Marshall scored his 1,000th career point in Butler's victory over Washington State in the opening round of the Old Spice Classic in Orlando, Fla., his home state.

BOARDING HOUSE: **Kyle Marshall** and junior **Kameron Woods** both climbed into the "Top 20" on Butler's all-time rebounding list during the 2013-14 campaign. Marshall, Butler's second-leading rebounder on the season, boosted his career rebounding total to 609 and finished in 16th place on the Bulldogs' all-time rebounding list. Woods, the Bulldogs' top rebounder in 2013-14, climbed into the No. 15 spot on the all-time list with 619 career rebounds. He trails J. P. Brens, 1989-93, in the No. 14 position by six rebounds, and he's 56 rebounds shy of Butler's all-time "Top 10."

Kameron Woods led the BIG EAST in rebounding (9.0 ppg) in 2013-14.

LEAGUE LEADER: Junior **Alex Barlow** capped his best season in a Butler uniform by leading the BIG EAST in assist/turnover ratio. The former walk-on racked up a team-best 110 assists in 2013-14, while committing only 36 turnovers, a 3.1 ratio. His mark ranked 12th in the NCAA Division I, prior to the start of the NCAA Division I Men's Basketball Championship.

THEFT ARTIST: Point-guard **Alex Barlow** ranked second in the BIG EAST and stood among the "Top 50" players in the nation with 61 steals in 2013-14. His total tied Tim Bowen (1990-91) for the fifth-highest single season mark in Butler basketball history. Barlow had three or more steals in nine different games this past season, including a career-high five thefts in Butler victories over Purdue and DePaul. He boosted his career total to 113 steals in three seasons and moved into 11th place on Butler's all-time list for steals, five behind current NBA player Shelvin Mark, 2008-11.

BLOCK PARTY: Junior **Kameron Woods** led the Bulldogs and ranked seventh in the BIG EAST in blocked shots with 30 this past season. He moved into a tie with current NBA player Gordon Hayward for 13th place on Butler's single season list for blocked shots. Hayward had 30 blocked shots in both 2008-09 and 2009-10. Woods also moved into fifth place on Butler's all-time list with 93 career blocked shots.



2013-14 BIG EAST Conference Standings (as of 3/19/14)

| BIG EAST | Conference | All Games |
|-------------|------------|-----------|
| Villanova | 16-2 | 29-4 |
| Creighton | 14-4 | 25-6 |
| Providence | 10-8 | 21-11 |
| Xavier* | 10-8 | 21-13 |
| St. John's* | 10-8 | 20-13 |
| Marquette* | 9-9 | 17-15 |
| Georgetown | 8-10 | 18-14 |
| Seton Hall* | 6-12 | 17-16 |
| Butler* | 4-14 | 14-17 |
| DePaul* | 3-15 | 12-21 |

*Season complete.

ALL-BIG EAST: Sophomore **Kellen Dunham** and freshman **Andrew Chrabascz** became Butler's first All-BIG EAST players, when the conference announced its postseason honors. Dunham, who ranked among the leading scorers and top three-point field goal shooters in the 10-team league, earned second team All-BIG EAST recognition. Chrabascz, a starter in ten of Butler's final 11 games, was selected to the BIG EAST All-Rookie Team.

Kellen Dunham has earned All-League honors in two different conferences (Atlantic 10 Conference & BIG EAST).

Butler "Top 20" All-Time Rebounding Leaders

| | |
|-----------------------------------|-----|
| 1. Daryl Mason, 1971-74 | 961 |
| 2. Jeff Blue, 1961-64 | 953 |
| 3. Matt Howard, 2007-11 | 884 |
| 4. Darren Fowlkes, 1985-89 | 748 |
| 5. Lynn Mitchem, 1979-83 | 742 |
| 6. Mike Marshall, 1996-2000 | 722 |
| 7. Jon Neuhouser, 1994-98 | 719 |
| 8. Joel Cornette, 1999-2003 | 712 |
| 9. Chad Tucker, 1983-88 | 689 |
| 10. Ken Pennington, 1957-60 | 675 |
| 11. Rylan Hainje, 1998-2002 | 658 |
| 12. Andrew Smith, 2009-13 | 648 |
| 13. Mike Miller, 1978-81 | 637 |
| 14. J. P. Brens, 1989-93 | 625 |
| 15. Kameron Woods, 2011- | 619 |
| 16. Kyle Marshall, 2010-14 | 609 |
| 17. Dave Bennett, 1968-71 | 566 |
| 18. Tom Bowman, 1960-63 | 564 |
| 19. Tim Haseley, 1981-85 | 553 |
| Marty Monserez, 1971-74 | 553 |

Butler 2013-14 Statistics

Double-Figures Scoring

| | |
|------------------------|----|
| Khyle Marshall | 26 |
| Kellen Dunham | 24 |
| Kameron Woods | 10 |
| Elijah Brown | 9 |
| Andrew Chrabascz | 7 |
| Alex Barlow | 7 |
| Erik Fromm | 5 |
| Rene Castro | 1 |

30-39 Points

| | |
|----------------------|---|
| Kellen Dunham | 2 |
| Khyle Marshall | 1 |

20-29 Points

| | |
|------------------------|---|
| Kellen Dunham | 8 |
| Khyle Marshall | 5 |
| Andrew Chrabascz | 1 |

Double-Figures Rebounding

| | |
|----------------------|----|
| Kameron Woods | 14 |
| Khyle Marshall | 1 |
| Alex Barlow | 1 |

Double-Doubles

| | |
|----------------------|---|
| Kameron Woods | 5 |
| Khyle Marshall | 1 |

Games Led Butler In Scoring

| | |
|------------------------|----|
| Kellen Dunham | 17 |
| Khyle Marshall | 10 |
| Elijah Brown | 2 |
| Alex Barlow | 2 |
| Andrew Chrabascz | 1 |

Games Led Butler In Rebounding

| | |
|------------------------|----|
| Kameron Woods | 23 |
| Kellen Dunham | 5 |
| Alex Barlow | 2 |
| Khyle Marshall | 2 |
| Andrew Chrabascz | 1 |
| Erik Fromm | 1 |

BULLDOG BITS:

•**Khyle Marshall** started 72 of his last 73 games at Butler, missing only Butler's 2013 "Senior Day." Marshall had 89 career starts in his four seasons.

•**Khyle Marshall** played in the third-most games (140) in Butler basketball history. Only Ronald Nored (143, 2008-12) and Matt Howard (141, 2007-11) played in more career games.

•**Khyle Marshall**, who hit 10 of 15 shots in his final collegiate game, wound up in eighth place on Butler's all-time list for field goal shooting (.542).

•**Kyle Marshall** ranked fifth in the BIG EAST in field goal shooting (.533) in 2013-14.

•**Khyle Marshall** finished third in the BIG EAST in offensive rebounds (2.5).

•**Khyle Marshall** finished ninth in the BIG EAST in scoring (14.9).

•**Khyle Marshall** scored in double-figures in 22 of his final 25 contests.

•**Khyle Marshall** finished as one of 15 players in Butler basketball history to score 1,000 career points and grab 500 career rebounds.

•**Khyle Marshall** became the first Butler player to start a conference tournament game in three different conferences.

•**Erik Fromm** tied Joel Cornette (1999-2003) for eighth place on Butler's all-time list for games played (128).

•**Kameron Woods** led the BIG EAST in defensive rebounds (7.0).

•**Kameron Woods** ranked 12th in the NCAA Division I in defensive rebounds heading into the NCAA Tournament.

•**Kameron Woods** posted the 11th-highest single season rebounding total in Butler history with 270 rebounds.

•**Alex Barlow** ranked ninth in the BIG EAST in assists (3.5) heading into the NCAA National Tournament.

•**Alex Barlow** finished tenth in the BIG EAST in three-point field goal shooting (.376). He shot 38.5% from three-point range against BIG EAST foes.

•**Alex Barlow** has had at least one steal in his last nine games and in 28 of Butler's 31 games in 2013-14.

•**Alex Barlow** was named to the BIG EAST Weekly Honor Roll twice in 2013-14.

•**Kellen Dunham** averaged 17.9 points and shot 45.1% from the three-point arc in Butler's 14 victories in 2013-14.

•**Kellen Dunham** led the Bulldogs in rebounding in five of the last 13 games in 2013-14. He led Butler in rebounding just once in his first 54 games with the Bulldogs.

•**Kellen Dunham** ranked fourth in the BIG EAST in 3-point field goals (2.5) in 2013-14.

•**Kellen Dunham** hit at least one three-point field goal in 29 of Butler's 31 games. He had a career-high seven three-pointers against Seton Hall in the final regular season game.

•**Kellen Dunham** tied Butler's single game record for three-point field goal shooting by hitting seven of seven three-pointers against Seton Hall.

•**Kellen Dunham** tied Darnell Archey (2002-03) for 13th place on Butler's single season chart for three-point field goals with 78 in 2013-14.

Butler Career Statistics

Double-Figures Scoring

| | |
|------------------------|----|
| Khyle Marshall | 66 |
| Kellen Dunham | 42 |
| Roosevelt Jones | 32 |
| Kameron Woods | 19 |
| Erik Fromm | 16 |
| Elijah Brown | 9 |
| Alex Barlow | 8 |
| Andrew Chrabascz | 7 |
| Jackson Aldridge | 4 |
| Rene Castro | 1 |

30-39 Points

| | |
|----------------------|---|
| Kellen Dunham | 2 |
| Khyle Marshall | 1 |

20-29 Points

| | |
|------------------------|---|
| Khyle Marshall | 9 |
| Kellen Dunham | 8 |
| Roosevelt Jones | 2 |
| Andrew Chrabascz | 1 |

Double-Figures Rebounding

| | |
|-----------------------|----|
| Kameron Woods | 20 |
| Khyle Marshall | 8 |
| Roosevelt Jones | 8 |
| Alex Barlow | 1 |

Double-Doubles

| | |
|-----------------------|---|
| Kameron Woods | 9 |
| Khyle Marshall | 6 |
| Roosevelt Jones | 6 |

Games Led Butler In Scoring

| | |
|------------------------|----|
| Kellen Dunham | 22 |
| Khyle Marshall | 17 |
| Roosevelt Jones | 10 |
| Kameron Woods | 2 |
| Elijah Brown | 2 |
| Alex Barlow | 2 |
| Andrew Chrabascz | 1 |
| Erik Fromm | 1 |

Games Led Butler In Rebounding

| | |
|------------------------|----|
| Kameron Woods | 39 |
| Roosevelt Jones | 23 |
| Khyle Marshall | 22 |
| Kellen Dunham | 6 |
| Erik Fromm | 3 |
| Alex Barlow | 3 |
| Andrew Chrabascz | 1 |

•**Kellen Dunham** finished tenth in the BIG EAST in free throw shooting (.803).

•**Kellen Dunham** wound up fourth in the BIG EAST in minutes played (36.1).

•**Kellen Dunham** was named to the BIG EAST Weekly Honor Roll twice in 2013-14.

Looking Ahead:

Head coach **Brandon Miller** received signed commitments from 6-6 **Kelan Martin** of Louisville (Ky.) Ballard High School and 6-7 **Tyler Wideman** of Lake Central (Ind.) High School on the first day of the NCAA fall signing period. Martin, who scored over 2,000 points at Ballard, finished the 2013-14 season with a 23.2 scoring average, while Wideman carried a 15.8 scoring average into the semifinals of the Indiana State High School Tournament.

2013-14 Butler University Men's Basketball Roster

| No. | Name | Pos. | Ht. | Wt. | Yr. | Hometown (High School/Previous School) |
|-----|--------------------|------|------|-----|-----|--|
| 2 | Devontae Morgan* | G | 6-3 | 176 | So. | Tampa, Fla. (Tampa Prep) |
| 3 | Alex Barlow** | G | 5-11 | 187 | Jr. | Springboro, Ohio (Moeller) |
| 4 | Erik Fromm*** | F | 6-8 | 223 | Sr. | Bloomington, Ind. (Bloomington South) |
| 5 | Elijah Brown | G | 6-4 | 185 | Fr. | Los Angeles, Calif. (Mater Dei) |
| 10 | Michael Volovic | G | 5-9 | 165 | Fr. | Carmel, Ind. (Carmel) |
| 11 | Jackson Aldridge** | G | 6-0 | 187 | Jr. | Sydney, Australia (Australia Institute of Sport) |
| 12 | Elliott Kampen** | G | 6-5 | 180 | Jr. | Muncie, Ind. (Yorktown) |
| 21 | Roosevelt Jones**# | F | 6-4 | 227 | Jr. | O'Fallon, Ill. (O'Fallon) |
| 22 | Nolan Berry | C-F | 6-10 | 200 | Fr. | St. Louis, Mo. (De Smet) |
| 23 | Khyle Marshall*** | F | 6-6 | 216 | Sr. | Davie, Fla. (Flanagan) |
| 24 | Kellen Dunham* | G | 6-6 | 185 | So. | Pendleton, Ind. (Pendleton Heights) |
| 25 | Steven Bennett | G | 6-2 | 175 | Fr. | New Castle, Ind. (Chrysler) |
| 31 | Kameron Woods** | F | 6-9 | 200 | Jr. | Louisville, Ky. (Eastern) |
| 45 | Andrew Chrabascz | F | 6-7 | 225 | Fr. | Portsmouth, R.I. (Cushing Academy) |

*—Varsity letters earned. #--2013-14 medical redshirt.

Coaching Staff:

Head Coach: Brandon Miller (Butler '03), First Year

Assistant Coaches:

Terry Johnson (IPFW '98)

Michael Lewis (Indiana '99)

Chris Holtmann (Taylor '94)

Coordinator of Basketball Operations: T. J. Saint (Belmont '10)

Basketball Analyst: Dan Bere' (Indiana '05)

Men's Basketball Athletic Trainer: Ryan Galloy (Butler '00)

Graduate Manager: Emerson Kampen

Undergraduate Managers: Jared Todd, Clayton Young, Christian Murphy, Matt Richter, Brad Parrish, Jacob Spielburg, Patrick Baker, Matt Qualters

Pronunciation Guide:

Chrabascz - SHRAB-iss

Devontae - Dah-VON-tay

Volovic - VOLE-ah-vick

Brandon Miller

Head Coach, Butler University



season and tournament championships and a berth in the second round of the NCAA Tournament. Butler was ranked in the national top 25 for 20 weeks, reaching as high as No. 8, during that season.

Miller spent the 2012-13 season as a special assistant for University of Illinois' head coach John Groce, a former Butler assistant coach. With Miller on staff, the Fighting Illini recorded a 23-13 record and captured a spot in the NCAA Tournament Third Round. Included in the successful campaign was a victory over Butler in the championship game of the 2012 EA Sports Maui Invitational.

Prior to his single season at Illinois, Miller spent one year in private business and six years on the staff of head coach Thad Matta, a 1990 Butler graduate, at Ohio State. He served three years as an assistant coach, two seasons as director of basketball operations and one year as video coordinator. During his tenure at Ohio State, the Buckeyes won four Big Ten titles, made three NCAA Tournament Sweet 16 appearances and advanced to the 2007 NCAA championship game. He began his career as a video intern on Matta's staff at Xavier in 2003-04.

A native of New Castle, Ind., Miller was a top performer on Butler teams that compiled a three-year 77-20 record, three conference championships and three trips to postseason tournament play. He arrived at Butler in 1999, transferring from Southwest Missouri State where he played under head coach Steve Alford. After sitting out one season, he started 97 straight games

Maybe you missed this:

Over 14 seasons at five different universities as a player, staff member or coach, **Brandon Miller** has been with 12 teams that reached the NCAA Tournament. All 14 of his teams won at least 20 games for a combined career record of 344-103.

Butler athletic director Barry Collier didn't have to search far when seeking a replacement for former coach Brad Stevens, who left to be come head coach of the Boston Celtics. On July 6, 2013, three days after Stevens departed, Collier introduced former player and Butler assistant coach Brandon Miller as the Bulldogs' 22nd men's basketball head coach.

The announcement completed Miller's decade-long coaching journey that had stops at Xavier, Ohio State, Butler, Illinois and Butler again. He became the fourth consecutive former Butler assistant coach to be promoted to head coach of the Bulldogs.

Miller joined Stevens' staff as an assistant coach for the second time in April of 2013, after five years away from his alma mater. He previously served as an assistant coach at Butler during the 2007-08 season, helping the Bulldogs to a 30-4 record, conference regular

and was just one of eight Butler players to record more than 1,000 points in just three seasons. He was the leading scorer on Butler's 2002-03 squad, helping the Bulldogs to a 27-6 record, a league championship and a berth in the NCAA Sweet 16.

Miller finished his career ranked among Butler's all-time leaders in points (1,121), three-point field goals (189) and assists (305). He earned All-Horizon League, Horizon League All-Defensive and Academic All-League recognition, and he was named Butler's Co-Team MVP in 2003. As a senior, Miller was chosen as Butler's Co-Most Outstanding Male Athlete, and he received the Horizon League's Cecil M. Coleman Medal of Honor, the league's highest individual award. He also was named recipient of the 2003 Chip Hilton Award, presented annually to a NCAA Division I senior who demonstrates outstanding leadership, character, integrity, sportsmanship and talent. In 2006, he was named to the 15-player Butler Team of the Sesquicentennial.

Miller earned a bachelor's degree in physical education from Butler in 2003. He and his wife, Holly, have two sons, Mason and Michael.

| Tracking Brandon Miller | | | | |
|-------------------------|--------------------------|-------------------------------------|-------------|-------------------|
| Year | School | Position | Team Record | Tournament |
| 1998-99 | Southwest Missouri State | Player | 22-11 | NCAA |
| 1999-03 | Butler | Player | 77-20 | NCAA (2), NIT (1) |
| 2003-04 | Xavier | Video Intern | 26-11 | NCAA |
| 2004-06 | Ohio State | Director of Basketball Operations | 46-18 | NCAA (1) |
| 2006-07 | Ohio State | Video Coordinator | 35-4 | NCAA* |
| 2007-08 | Butler | Assistant Coach | 30-4 | NCAA |
| 2008-11 | Ohio State | Assistant Coach | 85-22 | NCAA (3) |
| 2012-13 | Illinois | Special Assistant to the Head Coach | 23-13 | NCAA |
| 2013 | Butler | Assistant Coach | | |
| 2013- | Butler | Head Coach | 14-17 | |

*--2007 NCAA Tournament Championship game.

2013-14 Bulldogs



#11 JACKSON ALDRIDGE
G, 6-0, 187, Jr.
Sydney, Australia/Australia Inst. of Sport

Quick Hits:

- Point-guard for the Australian team at the 2011 FIBA U19 World Championship.
- Selected as the outstanding point guard at the 16-team Albert Schweitzer Tournament in Manheim, Germany in 2010.

2013-14 Highlights:

Played in 25 games...had a season-high nine points in Butler's opener against Lamar...scored seven points in a reserve stint against Vanderbilt...played a season-high 21 minutes against Washington State...hit a shot at the buzzer to send the first DePaul game into a second overtime.

2012-13 Highlights:

Played in 24 Butler games...saw a season-high 21 minutes of action in Butler's victory over Marquette at the Maui Invitational...came off the bench with a season-high seven points and three assists against Hanover...had a career-high five assists and tallied five points in 16 minutes against IUPUI.

2011-12 Highlights:

Played 35 games, including one as a starter...finished fifth on the team in assists...came off the bench with seven points and three assists against Evansville in his first collegiate game...sparked the Bulldogs with 10 points off the bench against Savannah State...given first collegiate start at Gonzaga and finished with two points and three rebounds...came off the bench with a career-high 15 points, including 11 in the second half, at Stanford...sparked the Bulldogs with a career-high 15 points, including a career-best three three-point field goals, at Youngstown State.

Background: Boasts an extensive background in national and international competitions...awarded a scholarship to the Australian Institute of Sport in 2010...member of the Australian team at the 2011 FIBA U19 World Championship (which included the USA and Khyle Marshall) in Latvia...scored 21 points and helped Australia to a 72-52 victory over Poland at the World Championship...had 11 points in a one-point loss to the USA in the fifth place game at the tournament in Latvia...averaged 8.7 points, shot .417 (10-24) from beyond the three-point arc and hit .818 (18-22) from three free throw line in nine games at the 2011 World Championship...named All-Tournament and chosen the outstanding point-guard at the 16-team Albert Schweitzer Tournament in Manheim, Germany, in 2010, while helping Australia to the gold medal...averaged 12.7 points, 4.9 rebounds and 3.7 assists in seven games at the Schweitzer Tournament...scored 20 points to help Australia past Israel in the Schweitzer Tournament...had 18 points and seven rebounds against Spain in Germany...represented New South Wales at the 2010 and 2011 Australian U20 Championships...averaged 15.0 points and 4.3 rebounds at the 2010 U20 Championships...competed in the 2009 Australian Youth Olympic Games...represented NSW Metro at the 2008 and 2009 Australian U18 Championships and the 2007 U16 Championships...attended high school at St. Ignatius' College in Adelaide, South Australia...broke the St. Ignatius' College school record with a career-high 55 points in a game against St. Joseph's College...tallied 42 points in a game against Sydney Grammar School.

Personal: Son of Geoff and Sharon Aldridge...born 5/14/92...Finance major.

Jackson Aldridge Career Highs

- Points:** 15 at Stanford, 12/22/11; at Youngstown State, 2/9/12
- Field Goals:** 5 at Stanford, 12/22/11; at Youngstown State, 2/9/12
- Field Goal Attempts:** 8 at Youngstown State, 2/9/12
- 3-Point Field Goals:** 3 at Youngstown State, 2/9/12
- 3-Point Field Goal Attempts:** 5 vs. Youngstown State, 1/15/12; at Youngstown State, 2/9/12; vs. Manchester, 12/9/13
- Free Throws:** 6 vs. Savannah State, 11/21/11
- Free Throw Attempts:** 9 vs. Savannah State, 11/21/11
- Rebounds:** 6 vs. Oakland City, 11/29/11
- Assists:** 5 vs. IUPUI, 12/5/12
- Steals:** 2 vs. Savannah State, 11/21/11; vs. Youngstown State, 1/15/12; vs. Penn, 1/2/13
- Blocked Shots:** 0
- Minutes:** 28 at Youngstown State, 2/9/12

2013-14 Jackson Aldridge Game-By-Game

| Date | Opponent | MIN | FG | 3PT | FT | REB | | | | | |
|-------|------------------|-----|-----|-----|-----|-------|-----|----|---|---|-----|
| | | | | | | O-D-T | AST | TO | B | S | PTS |
| 11-9 | Lamar | 13 | 4-5 | 1-2 | 0-3 | 0-2-2 | 2 | 0 | 0 | 1 | 9 |
| 11-16 | Princeton | 9 | 0-1 | 0-1 | 0-0 | 0-0-0 | 1 | 0 | 0 | 0 | 0 |
| 11-19 | Vanderbilt | 20 | 2-7 | 2-3 | 1-2 | 0-1-1 | 0 | 0 | 0 | 0 | 7 |
| 11-23 | At Ball State | 3 | 0-0 | 0-0 | 0-0 | 0-0-0 | 1 | 0 | 0 | 0 | 0 |
| 11-28 | Washington State | 21 | 0-3 | 0-1 | 0-0 | 1-1-2 | 1 | 0 | 0 | 1 | 0 |
| 11-29 | Oklahoma State | 6 | 0-0 | 0-0 | 0-1 | 0-1-1 | 0 | 1 | 0 | 0 | 0 |
| 12-1 | LSU | 10 | 0-2 | 0-0 | 0-0 | 0-0-0 | 1 | 0 | 0 | 0 | 0 |
| 12-7 | North Dakota | 8 | 0-1 | 0-0 | 0-0 | 0-1-1 | 0 | 0 | 0 | 0 | 0 |
| 12-9 | Manchester | 16 | 2-5 | 2-5 | 0-0 | 0-0-0 | 0 | 1 | 0 | 0 | 6 |
| 12-14 | Purdue | 4 | 0-0 | 0-0 | 0-0 | 0-1-1 | 0 | 0 | 0 | 0 | 0 |
| 12-21 | At Evansville | 11 | 1-3 | 1-1 | 0-0 | 1-1-2 | 1 | 0 | 0 | 0 | 3 |
| 12-28 | NJIT | 4 | 1-1 | 0-0 | 0-0 | 0-0-0 | 0 | 2 | 0 | 0 | 2 |
| 12-31 | Villanova | 6 | 0-2 | 0-2 | 0-0 | 0-0-0 | 0 | 0 | 0 | 0 | 0 |
| 1-4 | At Xavier | 3 | 0-0 | 0-0 | 0-0 | 0-1-1 | 1 | 0 | 0 | 0 | 0 |
| 1-9 | DePaul | 11 | 1-2 | 0-0 | 1-2 | 1-0-1 | 0 | 0 | 0 | 1 | 3 |
| 1-11 | Georgetown | 6 | 0-1 | 0-0 | 0-0 | 0-0-0 | 0 | 0 | 0 | 0 | 0 |
| 1-14 | At Creighton | 7 | 1-2 | 0-1 | 0-0 | 0-0-0 | 0 | 0 | 0 | 0 | 2 |
| 1-18 | Marquette | 1 | 0-0 | 0-0 | 0-0 | 0-0-0 | 0 | 0 | 0 | 0 | 0 |
| 1-21 | At Providence | DNP | | | | | | | | | |
| 1-25 | St. John's | 4 | 0-0 | 0-0 | 0-0 | 0-0-0 | 0 | 0 | 0 | 0 | 0 |
| 1-29 | At Seton Hall | DNP | | | | | | | | | |
| 2-4 | At Marquette | DNP | | | | | | | | | |
| 2-8 | At Georgetown | 5 | 1-2 | 0-0 | 1-2 | 0-0-0 | 1 | 1 | 0 | 0 | 3 |
| 2-11 | Xavier | 7 | 1-2 | 0-1 | 0-0 | 0-1-1 | 1 | 0 | 0 | 0 | 2 |
| 2-13 | Creighton | 1 | 0-0 | 0-0 | 0-0 | 0-0-0 | 0 | 0 | 0 | 0 | 0 |
| 2-18 | At St. John's | 15 | 0-2 | 0-1 | 1-2 | 0-0-0 | 2 | 0 | 0 | 0 | 1 |
| 2-23 | Providence | DNP | | | | | | | | | |
| 2-26 | At Villanova | 3 | 0-0 | 0-0 | 0-0 | 0-0-0 | 0 | 0 | 0 | 0 | 0 |
| 3-6 | At DePaul | 4 | 1-3 | 0-2 | 0-0 | 0-0-0 | 0 | 1 | 0 | 0 | 2 |
| 3-8 | Seton Hall | DNP | | | | | | | | | |
| 3-12 | vs. Seton Hall | DNP | | | | | | | | | |

*Starter.

| | G-GS | MIN | FGM-A | PCT | 3FM-A | PCT. | FTM-A | PCT | O/D | TOT | AVG. | PF-D | A | TO | B | S | PTS | AVG |
|---------|------|-----|--------|------|-------|------|-------|------|------|-----|------|------|----|----|---|----|-----|-----|
| 2011-12 | 35-1 | 478 | 36-115 | .313 | 14-56 | .250 | 45-56 | .804 | 5/35 | 40 | 1.1 | 29-1 | 32 | 55 | 0 | 12 | 131 | 3.7 |
| 2012-13 | 24-0 | 145 | 4-24 | .167 | 2-8 | .250 | 10-15 | .667 | 1/17 | 18 | 0.8 | 15-0 | 17 | 15 | 0 | 5 | 20 | 0.8 |
| 2013-14 | 25-0 | 198 | 15-44 | .341 | 6-20 | .300 | 4-12 | .333 | 3/10 | 13 | 0.5 | 21-0 | 12 | 6 | 0 | 3 | 40 | 1.6 |
| Career | 84-1 | 821 | 55-183 | .301 | 22-84 | .262 | 59-83 | .711 | 9/62 | 71 | 0.8 | 65-1 | 61 | 76 | 0 | 20 | 191 | 2.3 |

2013-14 Bulldogs



#3 ALEX BARLOW G, 5-11, 187, Jr. Springboro, Ohio/Moeller

Quick Hits:

- Named 2013-14 BIG EAST Scholar-Athlete of the Year.
- Chosen to the 2013-14 Capital One Academic All-District V Team.
- Led the BIG EAST in assist/turnover ratio in 2013-14.
- Named to the BIG EAST Weekly Honor Roll twice, once for his performance in Butler's victory at Evansville and a second time for his effort in Butler's back-to-back

wins over DePaul and Seton Hall.

•Hit a one-handed floater with 0:02.6 left in overtime to lift Butler to an 88-86 victory over top-ranked Indiana in 2012-13. His shot was a finalist for the Geico Play of the Year.

•Earned a spot on Butler's 2011-12 roster as a walk-on.

•Received All-State recognition in basketball and baseball in high school.

2013-14 Highlights:

Starter in all 31 games...led the BIG EAST in assist/turnover ratio (3.1)...led the team in assists and steals...had 10 points at Ball State...scored 12 points and added team-highs of three assists and three steals against Oklahoma State...recorded career-highs for three-point field goals (3) and rebounds (10) in a career-high 44 minutes against LSU...posted a career-high five steals against Purdue...named to the BIG EAST Weekly Honor Roll after scoring a career-high 16 points and adding eight rebounds and four steals in Butler's win at Evansville...had team highs of nine rebounds and five assists against Villanova...shared the team lead with eight rebounds at Seton Hall...matched his career-high with three three-point field goals against Xavier...hit three three-point field goals and scored 13 points at home against Creighton...scored 11 points on the road at St. John's...scored nine points and had a career-high eight assists at home against Providence...led the Bulldogs with career-highs of 19 points and five steals at DePaul...posted eight rebounds and four assists in final regular season game against Seton Hall...named to the BIG EAST Weekly Honor Roll for performance against DePaul and Seton Hall.

2012-13 Highlights:

Played in 35 Butler games, including 23 as a starter...led the Bulldogs in steals and finished third on the squad in assists...had a career-high seven rebounds and three assists in 17 minutes against Elon...had four rebounds and three assists against IUPUI in his first collegiate start...hit one of the biggest shots in Butler basketball history to lift the Bulldogs to an overtime victory over top-ranked Indiana...scored five points, grabbed four rebounds and had a career-high six assists against #8 Gonzaga...helped spark the Bulldogs with career-highs of 10 points and four steals against Bucknell in the second round of the NCAA Men's Basketball Championship.

2011-12 Highlights:

Played in 16 games...averaged 20 minutes during Butler's three games in the postseason College Basketball Invitational...one of nine Butler players to record at least 10 steals...scored first collegiate points with a basket in the closing minutes of Butler's Horizon League Tournament victory over Milwaukee...came off the bench with season-highs of four points, four rebounds and three steals in 21 minutes against Delaware in the College Basketball Invitational.

High School: Three-year varsity team member on the basketball squad at Moeller High School...earned honorable mention All-Ohio recognition as a senior...named first team All-Greater Catholic League South in 2010-11...second team All-GCL as a junior...named GCL South Defensive Player of the Year as a junior...earned honorable mention All-Southwest District honors in 2009-10...averaged 8.9 points, 5.2 rebounds, 3.6 assists and 2.5 steals in final high school season...shot 56% from the field and 41.2% from beyond the three-point arc in 2010-11...ranked fourth in the GCL in steals and fifth in assists as a senior...scored a career-high 21 points against Northmont as a senior and against Mentor as a junior...hit nine of 12 shots, including three of five from beyond the three-point arc, in the win over Northmont...

posted a career-high 10 rebounds against Chaminade Julienne in 2009-10 and against St. Xavier in 2008-09...had a career-best 10 assists against Aiken as a junior...recorded first career double-double with 17 points and 10 assists in the game against Aiken...had a career-high six steals in three different games during his high school career...helped Moeller to a 22-3 record, a co-championship in the GCL and sectional and district titles as a senior...second team All-State shortstop on the baseball team at Moeller...led the GCL in hitting with a .532 average as a junior...named first team All-GCL and first team All-City in 2010...helped Moeller to a 29-2 record and the state semifinals as a junior...tied the Moeller single season record for stolen bases with 26 (in 26 attempts) as a senior...earned second team All-GCL honors in 2011...High School Coach: Carl Kremer.

Personal: Finance major...born 7/3/92...son of Tom and Tami Barlow.

Alex Barlow Career Highs

Points: 19 at DePaul, 3/6/14

Field Goals: 7 at DePaul, 3/6/14

Field Goal Attempts: 12 at Evansville, 12/21/13

3-Point Field Goals: 4 at DePaul, 3/6/14

3-Point Field Goal Attempts: 9 vs. Seton Hall, 3/12/14

Free Throws: 6 vs. Bucknell, 3/21/13

Free Throw Attempts: 6 at Dayton, 1/12/13; vs. Bucknell, 3/21/13

Rebounds: 10 vs. LSU, 12/1/13

Assists: 8 vs. Providence, 2/23/14

Steals: 5 vs. Purdue, 12/14/13; at DePaul, 3/6/14

Blocked Shots: 3 vs. Marquette, 3/23/13

Minutes: 44 vs. LSU, 12/1/13

2013-14 Alex Barlow Game-By-Game

| Date | Opponent | MIN | FG | 3PT | FT | O-D-T | AST | TO | B | S | PTS |
|-------|-------------------|-----|------|-----|-----|---------|-----|----|---|---|-----|
| 11-9 | Lamar* | 17 | 1-2 | 0-0 | 0-0 | 0-1-1 | 3 | 0 | 0 | 2 | 2 |
| 11-16 | Princeton* | 30 | 1-5 | 1-3 | 1-2 | 1-1-2 | 5 | 1 | 0 | 2 | 4 |
| 11-19 | Vanderbilt* | 20 | 2-4 | 1-2 | 0-0 | 0-4-4 | 3 | 0 | 1 | 1 | 5 |
| 11-23 | At Ball State* | 37 | 3-8 | 1-3 | 3-3 | 0-2-2 | 2 | 2 | 0 | 3 | 10 |
| 11-28 | Washington State* | 17 | 1-2 | 0-0 | 1-2 | 0-1-1 | 3 | 0 | 0 | 2 | 3 |
| 11-29 | Oklahoma State* | 33 | 4-5 | 2-3 | 2-2 | 0-4-4 | 3 | 0 | 0 | 3 | 12 |
| 12-1 | LSU* | 44 | 3-8 | 3-5 | 0-0 | 0-10-10 | 4 | 2 | 0 | 2 | 9 |
| 12-7 | North Dakota* | 29 | 0-1 | 0-0 | 0-0 | 0-4-4 | 4 | 2 | 1 | 0 | 0 |
| 12-9 | Manchester* | 14 | 2-3 | 1-2 | 0-0 | 0-0-0 | 3 | 0 | 1 | 2 | 5 |
| 12-14 | Purdue* | 35 | 2-5 | 0-1 | 1-2 | 1-1-2 | 4 | 3 | 2 | 5 | 5 |
| 12-21 | At Evansville* | 29 | 5-12 | 2-7 | 4-5 | 3-5-8 | 2 | 3 | 0 | 4 | 16 |
| 12-28 | NJIT* | 24 | 3-6 | 1-1 | 0-0 | 1-3-4 | 2 | 1 | 0 | 0 | 7 |
| 12-31 | Villanova* | 43 | 2-10 | 1-4 | 1-1 | 4-5-9 | 5 | 3 | 0 | 3 | 6 |
| 1-4 | At Xavier* | 26 | 2-4 | 1-2 | 0-0 | 1-2-3 | 2 | 1 | 0 | 1 | 5 |
| 1-9 | DePaul* | 24 | 1-2 | 0-0 | 0-0 | 0-1-1 | 3 | 2 | 0 | 1 | 2 |
| 1-11 | Georgetown* | 42 | 2-10 | 1-7 | 3-5 | 1-3-4 | 2 | 1 | 1 | 1 | 8 |
| 1-14 | At Creighton* | 22 | 3-5 | 2-4 | 0-0 | 0-1-1 | 6 | 0 | 0 | 1 | 8 |
| 1-18 | Marquette* | 43 | 1-7 | 1-3 | 0-0 | 1-6-7 | 4 | 1 | 1 | 4 | 3 |
| 1-21 | At Providence* | 40 | 2-7 | 2-4 | 0-0 | 0-2-2 | 4 | 0 | 0 | 1 | 6 |
| 1-25 | St. John's* | 36 | 1-5 | 0-2 | 0-0 | 0-3-3 | 3 | 1 | 0 | 1 | 2 |
| 1-29 | At Seton Hall* | 40 | 1-6 | 1-3 | 2-2 | 0-8-8 | 3 | 1 | 0 | 2 | 5 |
| 2-4 | At Marquette* | 40 | 0-4 | 0-2 | 0-0 | 1-3-4 | 6 | 3 | 0 | 0 | 0 |
| 2-8 | At Georgetown* | 35 | 2-5 | 0-1 | 0-0 | 1-3-4 | 2 | 1 | 0 | 1 | 4 |
| 2-11 | Xavier* | 33 | 4-7 | 3-6 | 0-0 | 0-2-2 | 2 | 3 | 0 | 1 | 11 |
| 2-13 | Creighton* | 38 | 5-9 | 3-6 | 0-0 | 0-2-2 | 4 | 0 | 0 | 3 | 13 |
| 2-18 | At St. John's* | 39 | 3-11 | 2-5 | 3-3 | 0-2-2 | 2 | 0 | 1 | 2 | 11 |
| 2-23 | Providence* | 40 | 2-7 | 1-4 | 4-4 | 3-2-5 | 8 | 0 | 0 | 3 | 9 |
| 2-26 | At Villanova* | 36 | 1-4 | 1-4 | 0-0 | 2-3-5 | 3 | 1 | 0 | 1 | 3 |
| 3-6 | At DePaul* | 33 | 7-9 | 4-5 | 1-2 | 1-2-3 | 3 | 1 | 0 | 5 | 19 |
| 3-8 | Seton Hall* | 40 | 3-6 | 2-3 | 1-2 | 0-8-8 | 4 | 1 | 0 | 3 | 9 |
| 3-12 | vs. Seton Hall* | 40 | 1-11 | 1-9 | 0-0 | 0-1-1 | 6 | 2 | 0 | 1 | 3 |

*Starter.

| | G-GS | MIN | FGM-A | PCT | 3FM-A | PCT | FTM-A | PCT | O/D | TOT | AVG. | PF-D | A | TO | B | S | PTS | AVG |
|---------|-------|------|--------|------|--------|------|-------|-------|--------|-----|------|-------|-----|----|----|-----|-----|-----|
| 2011-12 | 16-0 | 77 | 1-6 | .167 | 0-4 | .000 | 4-4 | 1.000 | 1/12 | 13 | 0.8 | 10-0 | 9 | 5 | 2 | 10 | 6 | 0.4 |
| 2012-13 | 35-23 | 679 | 25-58 | .431 | 8-32 | .250 | 22-30 | .733 | 14/80 | 94 | 2.7 | 91-3 | 67 | 41 | 6 | 42 | 80 | 2.3 |
| 2013-14 | 31-31 | 1019 | 70-190 | .368 | 38-101 | .376 | 27-35 | .771 | 21/95 | 116 | 3.7 | 101-5 | 110 | 36 | 8 | 61 | 205 | 6.6 |
| Career | 82-54 | 1775 | 96-251 | .382 | 46-137 | .336 | 53-69 | .768 | 36/187 | 223 | 2.7 | 202-8 | 186 | 82 | 16 | 113 | 291 | 3.5 |

2013-14 Bulldogs



#25 STEVEN BENNETT
G, 6-2, 175, Fr.
New Castle, Ind./Chrysler

Parents: Steve and Marsha Bennett
Born: 4/5/94
Major: Exploratory Studies

Quick Hits:

- Finished 12th on the all-time scoring list at New Castle Chrysler High School (the same school that produced former Butler standouts Brandon Miller, Darnell Archey, Bruce Horan, Zach Hahn and Chase Stigall, as well as Steve Alford and Kent Benson)
- Co-Player of the Year on the 2012-13 **Courier-Times** All-Area Team.
- Honorable mention All-State as a senior.
- Seventh New Castle Chrysler player all-time to be named first team All-Conference three times.

2013-14 Highlights:

Earned a spot on Butler's roster as a walk-on...played in three games...saw first collegiate against and scored first career points with a three-point field goal against Manchester...had three points and two rebounds in two minutes at DePaul.

Background:

Four-year varsity letterwinner and three-year varsity starter at New Castle Chrysler High School...finished his high school career in 12th place on the all-time scoring list at New Castle with 1,048 career points...two-year team captain...three-time All-North Central Conference performer (just the seventh basketball player in school history to be named first team All-Conference three times)...named Co-Player of the Year on the *Courier-Times* All-Area Team as a senior...three-time first team All-Area performer...named honorable mention All-State in 2012-13...chosen Academic All-State and first team Academic All-Conference...selected to play for the North Team in the North-South All-Star Basketball Classic...chosen to play in the Hoosiers Reunion All-Star Classic...led high school team in scoring (17.6), rebounding (6.3), assists (4.6), three-point field goals (59) and steals (24) as a senior...shot .418 from beyond the three-point arc in final high school season and .414 for his entire high school career...shot .778 from the free throw line for his career...averaged 18.5 points as a junior and 15.1 as a sophomore...had a high game of 30 points against Anderson as a senior...scored 20 or more points in 20 career games...posted high games of 10 rebounds against Pendleton Heights and 12 assists against Blue River Valley as a senior...missed nine games as a junior with a knee injury...earned a spot on New Castle's honor roll for four consecutive years...High School Coach: Steve Bennett (father).

Steven Bennett Career Highs

Points: 3 vs. Manchester, 12/9/13; at DePaul, 3/6/14
Field Goals: 1 vs. Manchester, 12/9/13; at DePaul, 3/6/14
Field Goal Attempts: 1 vs. Manchester, 12/9/13; at DePaul, 3/6/14
3-Point Field Goals: 1 vs. Manchester, 12/9/13; at DePaul, 3/6/14
3-Point Field Goal Attempts: 1 vs. Manchester, 12/9/13; at DePaul, 3/6/14
Free Throws: 0
Free Throw Attempts: 0
Rebounds: 2 at DePaul, 3/6/14
Assists: 0
Steals: 0
Blocked Shots: 0
Minutes: 5 vs. Manchester, 12/9/13

2013-14 Steven Bennett Game-By-Game

| Date | Opponent | MIN | FG | 3PT | FT | REB | | | | | S | PTS | |
|-------|------------------|-----|-----|-----|-----|-------|-----|----|---|---|---|-----|--|
| | | | | | | O-D-T | AST | TO | B | | | | |
| 11-9 | Lamar | DNP | | | | | | | | | | | |
| 11-16 | Princeton | DNP | | | | | | | | | | | |
| 11-19 | Vanderbilt | DNP | | | | | | | | | | | |
| 11-23 | At Ball State | DNP | | | | | | | | | | | |
| 11-28 | Washington State | DNP | | | | | | | | | | | |
| 11-29 | Oklahoma State | DNP | | | | | | | | | | | |
| 12-1 | LSU | DNP | | | | | | | | | | | |
| 12-7 | North Dakota | DNP | | | | | | | | | | | |
| 12-9 | Manchester | 5 | 1-1 | 1-1 | 0-0 | 0-0-0 | 0 | 0 | 0 | 0 | 0 | 3 | |
| 12-14 | Purdue | DNP | | | | | | | | | | | |
| 12-21 | At Evansville | DNP | | | | | | | | | | | |
| 12-28 | NJIT | DNP | | | | | | | | | | | |
| 12-31 | Villanova | DNP | | | | | | | | | | | |
| 1-4 | At Xavier | DNP | | | | | | | | | | | |
| 1-9 | DePaul | DNP | | | | | | | | | | | |
| 1-11 | Georgetown | DNP | | | | | | | | | | | |
| 1-14 | At Creighton | DNP | | | | | | | | | | | |
| 1-18 | Marquette | DNP | | | | | | | | | | | |
| 1-21 | At Providence | DNP | | | | | | | | | | | |
| 1-25 | St. John's | DNP | | | | | | | | | | | |
| 1-29 | At Seton Hall | DNP | | | | | | | | | | | |
| 2-4 | At Marquette | DNP | | | | | | | | | | | |
| 2-8 | At Georgetown | DNP | | | | | | | | | | | |
| 2-11 | Xavier | DNP | | | | | | | | | | | |
| 2-13 | Creighton | DNP | | | | | | | | | | | |
| 2-18 | At St. John's | DNP | | | | | | | | | | | |
| 2-23 | Providence | DNP | | | | | | | | | | | |
| 2-26 | At Villanova | 1 | 0-0 | 0-0 | 0-0 | 0-0-0 | 0 | 0 | 0 | 0 | 0 | 0 | |
| 3-6 | At DePaul | 2 | 1-1 | 1-1 | 0-0 | 1-1-2 | 0 | 0 | 0 | 0 | 3 | | |
| 3-8 | Seton Hall | DNP | | | | | | | | | | | |
| 3-12 | vs. Seton Hall | DNP | | | | | | | | | | | |

*Starter.

| | G-GS | MIN | FGM-A | PCT | 3FM-A | PCT. | FTM-A | PCT | O/D | TOT | AVG. | PF-D | A | TO | B | S | PTS | AVG |
|---------|------|-----|-------|-------|-------|-------|-------|------|-----|-----|------|------|---|----|---|---|-----|-----|
| 2013-14 | 3-0 | 8 | 2-2 | 1.000 | 2-2 | 1.000 | 0-0 | .000 | 1/1 | 2 | 0.7 | 1-0 | 0 | 0 | 0 | 0 | 6 | 2.0 |

2013-14 Bulldogs



#22 NOLAN BERRY
F-C, 6-10, 200, Fr.
St. Louis, Mo./De Smet

Parents: Mark and Meg Berry
Born: 10/1/94
Major: Communications

Quick Hits:

- Three-time first team All-State performer.

- Second all-time leading scorer at De Smet.
- Helped high school team to a state runner-up finish in 2012-13.
- Played on teams that compiled a three-year record of 67-22.
- Missed the first 11 games of his senior season after breaking bones in both arms in a fall during practice.
- Grandson of former NBA star Ed Macauley.

2013-14 Highlights:

Played in 18 games...came off the bench with four points and three rebounds in eight minutes against Lamar in Butler's season-opener... had four points against North Dakota...scored a career-high eight points and grabbed a career-best six rebounds in a career-high 15 minutes against Manchester...posted five points in two minutes at Marquette...had six points and five rebounds in 10 minutes at DePaul.

Background:

Four-year varsity letterwinner and three-year starter at De Smet High School...finished his high school career as the school's second all-time leading scorer...three-time first team All-State performer... three-time All-Conference pick...named first team All-Metro in 2011-12 and 2012-13, after earning second team All-Metro honors in 2010-11...averaged 20.0 points, 8.8 rebounds and 2.38 blocked shots as a senior...shot 57.9% from the field in 2012-13...averaged 19.5 points, 9.2 rebounds and 2.6 blocks as a junior and 18.4 points, 6.6 rebounds and 2.5 blocks as a sophomore...had a high game of 37 points against Hazelwood Central in 2011-12...topped 30 points four times during his high school career...scored 20 or more points in 38 games...grabbed a career-high 17 rebounds against CBC in 2012-13...had 10 or more rebounds in 31 career games...posted a high game of eight blocked shots against Jackson in final prep season... shot 57.97% from the field as a junior and 65.8% as a sophomore... helped De Smet to three straight District championships...led high school squad to a state runner-up finish as a senior...helped high school team to a 25-7 record in 2012-13, a 19-9 mark in 2011-12 and a 23-6 record in 2010-11...earned honor roll recognition for four straight years...grandson of former NBA great Ed Macauley...High School Coach: Kevin Poelker.

Nolan Berry Career Highs

Points: 8 vs. Manchester, 12/9/13
Field Goals: 3 vs. Manchester, 12/9/13
Field Goal Attempts: 5 vs. Manchester, 12/9/13
3-Point Field Goals: 1 vs. Xavier, 2/11/14
3-Point Field Goal Attempts: 2 vs. LSU, 12/1/13; vs. Xavier, 2/11/14
Free Throws: 2 vs. Manchester, 12/9/13; at Villanova, 2/26/14; at DePaul, 3/6/14
Free Throw Attempts: 2 vs. Manchester, 12/9/13; at Villanova, 2/26/14; at DePaul, 3/6/14
Rebounds: 6 vs. Manchester, 12/9/13
Assists: 1 vs. Lamar, 11/9/13
Steals: 1 at Villanova, 2/26/14
Blocked Shots: 1 vs. Manchester, 12/9/13; at St. John's, 2/18/14; at DePaul, 3/6/14
Minutes: 15 vs. Manchester, 12/9/13


2013-14 Nolan Berry Game-By-Game

| Date | Opponent | MIN | FG | 3PT | FT | REB | | AST | TO | B | S | PTS |
|-------|------------------|-----|-----|-----|-----|-------|--|-----|----|---|---|-----|
| | | | | | | O-D-T | | | | | | |
| 11-9 | Lamar | 8 | 2-4 | 0-1 | 0-0 | 2-1-3 | | 1 | 0 | 0 | 0 | 4 |
| 11-16 | Princeton | DNP | | | | | | | | | | |
| 11-19 | Vanderbilt | 1 | 0-0 | 0-0 | 0-0 | 0-0-0 | | 0 | 0 | 0 | 0 | 0 |
| 11-23 | At Ball State | 2 | 0-0 | 0-0 | 0-0 | 0-1-1 | | 0 | 0 | 0 | 0 | 0 |
| 11-28 | Washington State | 3 | 0-0 | 0-0 | 0-0 | 0-0-0 | | 0 | 0 | 0 | 0 | 0 |
| 11-29 | Oklahoma State | 1 | 0-0 | 0-0 | 0-0 | 0-0-0 | | 0 | 1 | 0 | 0 | 0 |
| 12-1 | LSU | 2 | 0-2 | 0-2 | 0-0 | 0-0-0 | | 0 | 0 | 0 | 0 | 0 |
| 12-7 | North Dakota | 11 | 2-2 | 0-0 | 0-0 | 0-2-2 | | 0 | 2 | 0 | 0 | 4 |
| 12-9 | Manchester | 15 | 3-5 | 0-1 | 2-2 | 1-5-6 | | 1 | 0 | 1 | 0 | 8 |
| 12-14 | Purdue | 0+ | 0-0 | 0-0 | 0-0 | 0-0-0 | | 0 | 0 | 0 | 0 | 0 |
| 12-21 | At Evansville | DNP | | | | | | | | | | |
| 12-28 | NJIT | DNP | | | | | | | | | | |
| 12-31 | Villanova | DNP | | | | | | | | | | |
| 1-4 | At Xavier | DNP | | | | | | | | | | |
| 1-9 | DePaul | 1 | 0-1 | 0-1 | 0-0 | 0-0-0 | | 0 | 0 | 0 | 0 | 0 |
| 1-11 | Georgetown | DNP | | | | | | | | | | |
| 1-14 | At Creighton | 4 | 0-2 | 0-1 | 0-0 | 1-2-3 | | 0 | 0 | 0 | 0 | 0 |
| 1-18 | Marquette | DNP | | | | | | | | | | |
| 1-21 | At Providence | DNP | | | | | | | | | | |
| 1-25 | St. John's | DNP | | | | | | | | | | |
| 1-29 | At Seton Hall | DNP | | | | | | | | | | |
| 2-4 | At Marquette | 2 | 2-2 | 0-0 | 1-1 | 0-0-0 | | 0 | 0 | 0 | 0 | 5 |
| 2-8 | At Georgetown | DNP | | | | | | | | | | |
| 2-11 | Xavier | 10 | 1-2 | 1-2 | 0-0 | 1-1-2 | | 0 | 0 | 0 | 0 | 3 |
| 2-13 | Creighton | 3 | 0-0 | 0-0 | 0-0 | 0-0-0 | | 0 | 0 | 0 | 0 | 0 |
| 2-18 | At St. John's | 5 | 1-1 | 0-0 | 0-0 | 0-0-0 | | 0 | 1 | 1 | 0 | 2 |
| 2-23 | Providence | DNP | | | | | | | | | | |
| 2-26 | At Villanova | 9 | 0-0 | 0-0 | 2-2 | 0-1-1 | | 0 | 0 | 0 | 1 | 2 |
| 3-6 | At DePaul | 10 | 2-4 | 0-1 | 2-2 | 1-4-5 | | 0 | 0 | 1 | 0 | 6 |
| 3-8 | Seton Hall | 3 | 0-1 | 0-1 | 0-0 | 0-0-0 | | 0 | 0 | 0 | 0 | 0 |
| 3-12 | vs. Seton Hall | DNP | | | | | | | | | | |

*Starter.

| | G-GS | MIN | FGM-A | PCT | 3FM-A | PCT. | FTM-A | PCT | O/D | TOT | AVG. | PF-D | A | TO | B | S | PTS | AVG |
|---------|------|-----|-------|------|-------|------|-------|-------|------|-----|------|------|---|----|---|---|-----|-----|
| 2013-14 | 18-0 | 90 | 13-26 | .500 | 1-10 | .100 | 7-7 | 1.000 | 6/17 | 23 | 1.3 | 14-0 | 2 | 4 | 3 | 1 | 34 | 1.9 |

2013-14 Bulldogs



#5 ELIJAH BROWN
G, 6-4, 188, Fr.
Los Angeles, Calif./Mater Dei

Parents: Mike and Carolyn Brown
Born: 2/19/95
Major: Exploratory (Communications)

Quick Hits:

- Second team All-State selection as a senior at Mater Dei High School in Los Angeles, Calif.
- Helped lead Mater Dei to back-to-back state championships and a two-year 68-4 record.
- One of ten players named to the *Los Angeles Times* All-Area Team in 2012-13.
- Son of Cleveland Cavaliers Head Coach Mike Brown.
- Began his high school career at St. Edward High School in Cleveland, Ohio.

2013-14 Highlights:

Played in 30 Butler games, including one as a starter...finished fourth on the team in scoring...scored five points in his Butler debut against Lamar...posted 13 points in 25 minutes against Princeton...had 13 points off the bench at Ball State...scored 15 points against Oklahoma State...had nine points, four rebounds and a career-high four assists against Manchester...had all nine of Butler's bench points against Purdue...came off the bench with a career-high 19 points and a career-best five rebounds against Villanova...had 10 points in a reserve role at Xavier...came off the bench to spark the Bulldogs at Seton Hall with 12 points...had 11 points in a reserve stint at Marquette...came off the bench with a team-high 14 points against Xavier...made first collegiate start and played a career-high 28 minutes at St. John's...matched his career-high with five rebounds at DePaul...had 10 points off the bench against Seton Hall at home.

Background:

Four-year varsity team member at two different schools during his high school career...played his final two seasons at Mater Dei High School in Los Angeles, California...began his high school career at St. Edward High School in Cleveland, Ohio...helped Mater Dei to a two-year 68-4 record and back-to-back state championships in 2011-12 and 2012-13...played on two conference championship squads and one California Interscholastic Federation title team at Mater Dei...earned second team All-State recognition as a senior...one of ten players named to the *Los Angeles Times* All-Area Team in 2012-13...served as a team captain in senior season...averaged 17.3 points and 5.1 rebounds in final prep season...posted a career-high 33 points in victories over JSerra Catholic and Long Beach Poly...scored in double-figures in 28 of 34 games in final prep season...tallied at least 20 points in 12 of his final 34 contests...had 25 points and 11 rebounds against both Warren and Tustin as a senior...matched his career-high with 11 rebounds against Long Beach Poly...averaged 2.3 assists and 1.4 steals as a senior...scored over 900 points in two seasons at Mater Dei...earned a varsity spot at St. Edward, one of the highest-profile teams in Cleveland, as a freshman...helped St. Edward to an 18-6 record and a Division I regional appearance as a sophomore...son of Cleveland Cavaliers' head coach Mike Brown...honor roll student...High School Coach: Eric Flannery/Gary McKnight.

Elijah Brown Career Highs

- Points:** 19 vs. Villanova, 12/31/13
- Field Goals:** 5 at Ball State, 11/23/13; vs. Oklahoma State, 11/29/13; at Seton Hall, 1/29/14
- Field Goal Attempts:** 13 at St. John's, 2/18/14
- 3-Point Field Goals:** 4 vs. Villanova, 12/31/13
- 3-Point Field Goal Attempts:** 7 vs. Princeton, 11/16/13; vs. Villanova, 12/31/13; vs. Xavier, 2/11/14
- Free Throws:** 7 vs. Villanova, 12/31/13
- Free Throw Attempts:** 8 vs. Villanova, 12/31/13
- Rebounds:** 5 vs. Villanova, 12/31/13; at DePaul, 3/6/14
- Assists:** 4 vs. Manchester, 12/9/13
- Steals:** 3 vs. Villanova, 12/31/13
- Blocked Shots:** 1 vs. Lamar, 11/9/13; vs. Manchester, 12/9/13; vs. Purdue, 12/14/13
- Minutes:** 28 at St. John's, 2/18/14

2013-14 Elijah Brown Game-By-Game

| Date | Opponent | MIN | FG | 3PT | FT | REB | O-D-T | AST | TO | B | S | PTS |
|-------|------------------|-----|------|-----|-----|-------|-------|-----|----|---|----|-----|
| 11-9 | Lamar | 17 | 2-7 | 1-3 | 0-0 | 1-1-2 | 0 | 1 | 1 | 0 | 5 | |
| 11-16 | Princeton | 25 | 4-10 | 3-7 | 2-2 | 0-3-3 | 1 | 2 | 0 | 1 | 13 | |
| 11-19 | Vanderbilt | 16 | 1-5 | 0-2 | 2-2 | 0-2-2 | 1 | 1 | 0 | 0 | 4 | |
| 11-23 | At Ball State | 22 | 5-9 | 1-2 | 2-4 | 0-1-1 | 2 | 0 | 0 | 0 | 13 | |
| 11-28 | Washington State | 12 | 0-3 | 0-3 | 0-0 | 0-2-2 | 1 | 0 | 0 | 1 | 0 | |
| 11-29 | Oklahoma State | 18 | 5-11 | 1-6 | 4-5 | 0-3-3 | 1 | 2 | 0 | 0 | 15 | |
| 12-1 | LSU | DNP | | | | | | | | | | |
| 12-7 | North Dakota | 16 | 1-3 | 0-2 | 0-0 | 0-3-3 | 0 | 4 | 0 | 0 | 2 | |
| 12-9 | Manchester | 21 | 3-5 | 3-4 | 0-0 | 0-4-4 | 4 | 0 | 1 | 0 | 9 | |
| 12-14 | Purdue | 19 | 2-8 | 1-3 | 4-4 | 0-2-2 | 1 | 2 | 1 | 0 | 9 | |
| 12-21 | At Evansville | 18 | 1-6 | 0-3 | 0-0 | 0-2-2 | 2 | 2 | 0 | 0 | 2 | |
| 12-28 | NJIT | 11 | 0-3 | 0-1 | 0-0 | 0-3-3 | 2 | 1 | 0 | 0 | 0 | |
| 12-31 | Villanova | 26 | 4-10 | 4-7 | 7-8 | 0-5-5 | 3 | 3 | 0 | 3 | 19 | |
| 1-4 | At Xavier | 20 | 3-8 | 2-6 | 2-3 | 0-2-2 | 3 | 2 | 0 | 0 | 10 | |
| 1-9 | DePaul | 20 | 2-6 | 0-4 | 0-0 | 0-1-1 | 1 | 1 | 0 | 0 | 4 | |
| 1-11 | Georgetown | 13 | 0-3 | 0-1 | 0-0 | 0-1-1 | 1 | 0 | 0 | 0 | 0 | |
| 1-14 | At Creighton | 25 | 3-7 | 2-3 | 0-0 | 1-1-2 | 2 | 0 | 0 | 0 | 8 | |
| 1-18 | Marquette | 16 | 1-5 | 1-3 | 0-0 | 0-2-2 | 1 | 1 | 0 | 0 | 3 | |
| 1-21 | At Providence | 22 | 1-2 | 0-1 | 0-0 | 0-4-4 | 2 | 2 | 0 | 1 | 2 | |
| 1-25 | St. John's | 16 | 2-4 | 0-1 | 0-0 | 0-2-2 | 1 | 0 | 0 | 0 | 4 | |
| 1-29 | At Seton Hall | 18 | 5-9 | 2-4 | 0-0 | 0-2-2 | 1 | 1 | 0 | 1 | 12 | |
| 2-4 | At Marquette | 20 | 4-8 | 1-4 | 2-2 | 0-4-4 | 0 | 5 | 0 | 0 | 11 | |
| 2-8 | At Georgetown | 11 | 0-4 | 0-2 | 2-2 | 0-1-1 | 0 | 1 | 0 | 0 | 2 | |
| 2-11 | Xavier | 21 | 4-9 | 2-7 | 4-4 | 1-0-1 | 2 | 0 | 0 | 0 | 14 | |
| 2-13 | Creighton | 26 | 3-9 | 2-4 | 0-0 | 0-2-2 | 0 | 1 | 0 | 0 | 8 | |
| 2-18 | At St. John's* | 28 | 2-13 | 0-6 | 0-0 | 0-4-4 | 2 | 2 | 0 | 2 | 4 | |
| 2-23 | Providence | 11 | 0-2 | 0-2 | 0-0 | 0-1-1 | 0 | 0 | 0 | 0 | 0 | |
| 2-26 | At Villanova | 21 | 2-8 | 2-5 | 2-4 | 0-0-0 | 0 | 1 | 0 | 0 | 8 | |
| 3-6 | At DePaul | 26 | 2-8 | 1-5 | 2-2 | 0-5-5 | 1 | 0 | 0 | 1 | 7 | |
| 3-8 | Seton Hall | 19 | 2-6 | 0-3 | 6-6 | 0-0-0 | 1 | 2 | 0 | 2 | 10 | |
| 3-12 | vs. Seton Hall | 9 | 2-5 | 1-4 | 0-0 | 0-0-0 | 0 | 1 | 0 | 0 | 5 | |

*Starter.

| | G-GS | MIN | FGM-A | PCT | 3FM-A | PCT. | FTM-A | PCT | O/D | TOT | AVG. | PF-D | A | TO | B | S | PTS | AVG |
|---------|------|-----|--------|------|--------|------|-------|------|------|-----|------|------|----|----|---|----|-----|-----|
| 2013-14 | 30-1 | 563 | 66-196 | .337 | 30-108 | .278 | 41-48 | .854 | 3/63 | 66 | 2.2 | 45-0 | 36 | 38 | 3 | 12 | 203 | 6.8 |

2013-14 Bulldogs



#45 ANDREW CHRABASCZ
F, 6-7, 225, Fr.
Portsmouth, R.I./Cushing Academy

Quick Hits:

- Selected to the 2013-14 BIG EAST All-Rookie Team.
- Named the top Rhode Island high school player by ESPN in 2013.
- Scored 2,268 points during his prep career at Portsmouth High School and Cushing Academy.
- Named first team All-NEPSAC as a senior.
- Led Portsmouth to the Division II state championship in 2010.
- Helped Cushing Academy to the New England Class AA Championship in 2013.

2013-14 Highlights:

Played in all 31 Butler games, including 10 as a starter...finished sixth on the team in scoring...had four points and two rebounds against Lamar in his first Butler appearance...came off the bench with seven points in 10 minutes against Vanderbilt...grabbed a career-high six rebounds and recorded three steals to help Butler defeat Ball State...matched his career-high with six rebounds against both North Dakota and Manchester...had seven points in 14 minutes at Evansville and in 18 minutes against Villanova...scored nine points at Xavier...had 10 points against DePaul...came off the bench with 14 points and six rebounds against Georgetown...scored eight points in 13 minutes against Providence in his return to his home state...scored 11 points against Seton Hall in his first collegiate start...scored 10 points as a starter at Marquette...led the Bulldogs with a career-high 24 points at Georgetown...scored 10 points at home against Creighton...had 14 points and a career-high four assists against Providence at home.

Background:

Three-year varsity starter at Cushing Academy...began his high school career at Portsmouth High School...scored 2,268 points during his prep career...helped Cushing to a three-year 66-19 record, including a 24-5 season and a New England Prep School Athletic Council (NEPSAC) AA championship in 2013...two-year team captain at Cushing Academy...earned first team All-NEPSAC honors as a senior...named second team All-NEPSAC as a junior...chosen to the All-Tournament teams at the 2012 HM Prep Classic and the 2012 SAS Holiday Classic...first team All-Academic pick...averaged 13.4 points and 11.0 rebounds in final high school season...posted averages of 16.3 points and 10 rebounds as a junior and 17.5 points and 10 rebounds as a sophomore...recorded 11 double-doubles as a senior and 12 double-doubles as a junior...had 22 points and 12 rebounds in a victory over Worcester Academy (and current teammate Rene Castro) as a senior...posted 25 points and 10 rebounds against Worcester as a junior...notched 17 points and 11 rebounds against prep school national champ Northfield Mount Hermon in 2012-13...scored 14 points and grabbed 17 rebounds in the 2013 NEPSAC AA championship game against St. Andrews...helped Portsmouth to the Rhode Island Division II state championship in 2010...averaged 23.9 points as a sophomore at Portsmouth and scored 30 points in the state championship game...played in the Boston Amateur Basketball Club (BABC) program during the summer...honor roll student...**High**

School Coach: Barry Connors...**Personal:** Business major...born 6/14/94...son of Carl and Mary Alice Chrabascz.

Andrew Chrabascz Career Highs

- Points:** 24 at Georgetown, 2/8/14
- Field Goals:** 9 at Georgetown, 2/8/14
- Field Goal Attempts:** 13 at Georgetown, 2/8/14
- 3-Point Field Goals:** 1 at Georgetown, 2/8/14; vs. Xavier, 2/11/14; vs. Creighton, 2/13/14; vs. Providence, 2/23/14; vs. Seton Hall, 3/8/14
- 3-Point Field Goal Attempts:** 2 vs. Xavier, 2/11/14; vs. Seton Hall, 3/8/14
- Free Throws:** 6 vs. Georgetown, 1/11/14
- Free Throw Attempts:** 8 vs. Georgetown, 1/11/14
- Rebounds:** 7 at St. John's, 2/18/14
- Assists:** 4 vs. Providence, 2/23/14
- Steals:** 3 at Ball State, 11/23/13
- Blocked Shots:** 1 vs. Vanderbilt, 11/19/13; vs. Washington State, 11/28/13; at Evansville, 12/21/13; vs. St. John's, 1/25/14; at Georgetown, 2/8/14; at DePaul, 3/6/14
- Minutes:** 34 at Georgetown, 2/8/14

2013-14 Andrew Chrabascz Game-By-Game

| Date | Opponent | MIN | FG | 3PT | FT | REB | | AST | TO | B | S | PTS |
|-------|------------------|-----|------|-----|-----|-------|-----|-----|----|---|----|-----|
| | | | | | | O-D-T | AST | | | | | |
| 11-9 | Lamar | 12 | 1-1 | 0-0 | 2-2 | 2-0-2 | 0 | 1 | 0 | 0 | 0 | 4 |
| 11-16 | Princeton | 10 | 0-0 | 0-0 | 0-0 | 0-0-0 | 0 | 0 | 0 | 0 | 0 | 0 |
| 11-19 | Vanderbilt | 10 | 2-2 | 0-0 | 3-4 | 1-1-2 | 0 | 0 | 0 | 1 | 1 | 7 |
| 11-23 | At Ball State | 15 | 0-1 | 0-0 | 0-0 | 6-0-6 | 1 | 0 | 0 | 3 | 0 | 0 |
| 11-28 | Washington State | 16 | 1-2 | 0-0 | 0-0 | 0-1-1 | 0 | 0 | 1 | 0 | 2 | 2 |
| 11-29 | Oklahoma State | 10 | 0-2 | 0-1 | 4-4 | 2-2-4 | 0 | 0 | 0 | 0 | 4 | 4 |
| 12-1 | LSU | 19 | 0-1 | 0-0 | 0-0 | 0-2-2 | 0 | 0 | 0 | 1 | 0 | 0 |
| 12-7 | North Dakota | 15 | 1-4 | 0-0 | 0-0 | 2-4-6 | 1 | 0 | 0 | 0 | 2 | 2 |
| 12-9 | Manchester | 15 | 1-1 | 0-0 | 0-0 | 2-4-6 | 1 | 2 | 0 | 0 | 2 | 2 |
| 12-14 | Purdue | 1 | 0-0 | 0-0 | 0-0 | 0-0-0 | 0 | 0 | 0 | 0 | 0 | 0 |
| 12-21 | At Evansville | 14 | 3-5 | 0-0 | 1-2 | 4-0-4 | 0 | 0 | 1 | 0 | 7 | 7 |
| 12-28 | NJIT | 17 | 1-4 | 0-0 | 0-0 | 3-2-5 | 0 | 0 | 0 | 0 | 2 | 2 |
| 12-31 | Villanova | 18 | 3-3 | 0-0 | 1-1 | 1-2-3 | 2 | 0 | 0 | 0 | 7 | 7 |
| 1-4 | At Xavier | 17 | 2-2 | 0-0 | 5-5 | 2-3-5 | 0 | 0 | 0 | 0 | 9 | 9 |
| 1-9 | DePaul | 29 | 3-6 | 0-1 | 4-5 | 4-1-5 | 2 | 1 | 0 | 1 | 10 | 10 |
| 1-11 | Georgetown | 25 | 4-5 | 0-0 | 6-8 | 5-2-6 | 0 | 1 | 0 | 2 | 14 | 14 |
| 1-14 | At Creighton | 15 | 2-2 | 0-0 | 2-2 | 1-0-1 | 2 | 0 | 0 | 0 | 6 | 6 |
| 1-18 | Marquette | 18 | 1-3 | 0-0 | 1-2 | 1-2-3 | 2 | 2 | 0 | 2 | 3 | 3 |
| 1-21 | At Providence | 13 | 3-3 | 0-0 | 2-3 | 0-0-0 | 0 | 0 | 0 | 2 | 8 | 8 |
| 1-25 | St. John's | 21 | 2-4 | 0-0 | 4-6 | 0-0-0 | 1 | 1 | 1 | 0 | 8 | 8 |
| 1-29 | At Seton Hall* | 30 | 3-9 | 0-0 | 5-5 | 1-2-3 | 0 | 1 | 0 | 2 | 11 | 11 |
| 2-4 | At Marquette* | 20 | 4-6 | 0-0 | 2-3 | 0-2-2 | 1 | 2 | 0 | 2 | 10 | 10 |
| 2-8 | At Georgetown* | 34 | 9-13 | 1-1 | 5-6 | 3-1-4 | 1 | 1 | 1 | 0 | 24 | 24 |
| 2-11 | Xavier* | 23 | 2-5 | 1-2 | 2-4 | 3-0-3 | 2 | 1 | 0 | 1 | 7 | 7 |
| 2-13 | Creighton* | 24 | 3-7 | 1-1 | 3-5 | 2-1-3 | 2 | 1 | 0 | 0 | 10 | 10 |
| 2-18 | At St. John's* | 28 | 2-7 | 0-1 | 0-2 | 5-2-7 | 1 | 1 | 0 | 0 | 4 | 4 |
| 2-23 | Providence* | 30 | 4-7 | 1-1 | 5-5 | 0-1-1 | 4 | 2 | 0 | 1 | 14 | 14 |
| 2-26 | At Villanova* | 15 | 0-3 | 0-0 | 1-2 | 1-1-2 | 2 | 2 | 0 | 0 | 1 | 1 |
| 3-6 | At DePaul* | 18 | 3-5 | 0-1 | 2-2 | 2-2-4 | 3 | 1 | 1 | 0 | 8 | 8 |
| 3-8 | Seton Hall | 23 | 1-4 | 1-2 | 0-0 | 0-0-0 | 3 | 0 | 0 | 0 | 3 | 3 |
| 3-12 | vs. Seton Hall* | 27 | 3-5 | 0-0 | 1-2 | 1-1-2 | 2 | 1 | 0 | 0 | 7 | 7 |

*Starter.

| | G-GS | MIN | FGM-A | PCT | 3FM-A | PCT. | FTM-A | PCT | O/D | TOT | AVG. | PF-D | A | TO | B | S | PTS | AVG |
|---------|-------|-----|--------|------|-------|------|-------|------|-------|-----|------|------|----|----|---|----|-----|-----|
| 2013-14 | 31-10 | 591 | 64-122 | .525 | 5-11 | .455 | 61-80 | .763 | 54/38 | 92 | 3.0 | 70-1 | 33 | 21 | 6 | 18 | 194 | 6.3 |

2013-14 Bulldogs



#24 KELLEN DUNHAM
G, 6-6, 185, So.
Pendleton, Ind./Pendleton Heights

Quick Hits:

- Chosen second team All-BIG EAST.
- Named to the All-Tournament Team at the 2013 Old Spice Classic.
- Chosen BIG EAST Player of the Week after Butler's win in the Crossroads Classic and chosen to the BIG EAST Weekly Honor Roll following the Old Spice Classic and after Butler's victory over North Dakota.

- Tied Butler's single game record for three-point field goal shooting by hitting seven of seven long-range shots against Seton Hall (3/8/14).
- Finished fifth on Butler's all-time sophomore scoring list with 508 points.
- Selected to the 2012-13 Atlantic 10 Conference All-Rookie Team. Named Atlantic 10 Conference Rookie of the Week four times in 2012-13.
- Set a Butler mark for most points by a freshman in his first game with 18 points in his debut against Elon.
- Tied Shelvin Mack (2008-09) for second place on Butler's list for most three-point field goals by a freshman (57).
- Led the state in scoring and free throw percentage as a senior.
- Two-time All-State performer.
- All-time leading scorer at Pendleton Heights High School.

2013-14:

Starter in all 31 games...led the team in scoring, three-point field goals, free throw shooting and minutes played...posted 26 points against Princeton...had 16 points in a career-high 44 minutes against Vanderbilt...set an Old Spice Classic single game record with a career-high 32 points against Washington State...led Butler with 20 points against LSU...posted the second-highest scoring total of his career with 29 points and added a career-high four assists against North Dakota...led all scorers with 25 points in Butler's Crossroads Classic win over Purdue...had a team-high 22 points against Villanova...scored 30 points and matched or broke career-highs for field goals (9), field goal attempts (25), three-point field goals (6), three-point attempts (14), blocked shots (2) and minutes played (47) against DePaul...led the Bulldogs with 21 points against Georgetown...shared the team scoring lead with 18 points against Marquette...led the Bulldogs with 17 points and six rebounds at Providence...led the Bulldogs with 16 points and seven rebounds at Marquette...had 15 points and a team-high six rebounds at Georgetown...led the Bulldogs with 16 points against Creighton at home...had a team-high 25 points at home against Providence...led the Bulldogs with 12 points and seven rebounds at Villanova...topped the Bulldogs with a career-high nine rebounds at DePaul...hit a school-record seven of seven three-point field goals and scored 29 points to lead Butler past Seton Hall at home.

2012-13:

Played in all 36 Butler games, including 13 as a starter...finished second on the team in three-point field goals...fifth on the squad in scoring...came off the bench with 18 points in his first collegiate regular season game against Elon...had four points, four rebounds, and two assists in first collegiate start against Marquette at the Maui Invitational...shared the team scoring lead with 17 points and grabbed five rebounds in Butler's victory over #9 North Carolina in the semifinals of the Maui Invitational...hit four three-point field goals and scored 14 points against #8 Gonzaga...scored 15 points and matched his career-high with three assists in a career-high 37 minutes at La Salle...grabbed a career-high seven rebounds at Saint Louis...led Butler with 15 points against Manchester.

High School:

Four-year varsity starter at Pendleton Heights High School...two-time team Most Valuable Player...three-time All-Conference and All-County Performer...two-time All-State...Madison County Player of the Year...2012 Indiana All-Star...team captain as a senior...led the state of Indiana in scoring and free throw shooting in 2011-12...fourth in the state in total points as a junior...averaged 29.5 points in final prep season and shot 92.1% from the free throw line...set school records for single game and career scoring...averaged 23.5

points as a junior and 17.0 points as a sophomore...posted a high-game of 45 points against Alexandria as a senior...scored 41 points against Fort Wayne Northrop as a junior...had a high-game of 10 rebounds against both Anderson and Alexandria as a senior...recorded nine assists against Alexandria as a senior...helped Pendleton Heights to a 23-3 record (7-0 conference mark) in 2011-12...led high school team to a 20-6 mark in 2010-11...played on teams that won two conference championships, three county titles and two sectional crowns...earned four varsity letters in basketball...honor student and YMAD (You Make A Difference) Award winner...High School Coach: Brian Hahn.

Personal: Son of Jim and Christy Dunham...born 6/18/93...Business major.

Kellen Dunham Career Highs

- Points:** 32 vs. Washington State, 11/28/13
- Field Goals:** 11 vs. Seton Hall, 3/8/14
- Field Goal Attempts:** 25 vs. DePaul, 1/9/14
- 3-Point Field Goals:** 7 vs. Seton Hall, 3/8/14
- 3-Point Field Goal Attempts:** 14 vs. DePaul, 1/9/14
- Free Throws:** 8 vs. Princeton, 11/16/13; vs. Washington State, 11/28/13; vs. Georgetown, 1/11/14
- Free Throw Attempts:** 11 vs. Princeton, 11/16/13
- Rebounds:** 9 at DePaul, 3/6/14
- Assists:** 4 vs. North Dakota, 12/7/13
- Steals:** 2 vs. Princeton, 11/16/13; vs. NJIT, 12/28/13; at Providence, 1/21/14; vs. Seton Hall, 3/12/14
- Blocked Shots:** 2 vs. DePaul, 1/9/14
- Minutes:** 47 vs. DePaul, 1/9/14


2013-14 Kellen Dunham Game-By-Game

| Date | Opponent | MIN | FG | 3PT | FT | O-D-T | AST | TO | B | S | PTS |
|-------|-------------------|-----|-------|------|------|-------|-----|----|---|---|-----|
| 11-9 | Lamar* | 28 | 4-10 | 1-5 | 4-4 | 1-2-3 | 2 | 0 | 0 | 0 | 13 |
| 11-16 | Princeton* | 35 | 7-14 | 4-8 | 8-11 | 0-6-6 | 2 | 3 | 0 | 2 | 26 |
| 11-19 | Vanderbilt* | 44 | 6-15 | 3-7 | 1-3 | 1-1-2 | 2 | 4 | 0 | 0 | 16 |
| 11-23 | At Ball State* | 37 | 2-13 | 1-4 | 3-5 | 0-3-3 | 3 | 3 | 1 | 1 | 8 |
| 11-28 | Washington State* | 38 | 9-14 | 6-9 | 8-9 | 0-4-4 | 1 | 3 | 0 | 1 | 32 |
| 11-29 | Oklahoma State* | 39 | 3-14 | 2-7 | 1-1 | 0-4-4 | 1 | 0 | 0 | 1 | 9 |
| 12-1 | LSU* | 42 | 8-21 | 4-8 | 0-0 | 3-3-6 | 3 | 1 | 0 | 1 | 20 |
| 12-7 | North Dakota* | 34 | 9-15 | 5-8 | 6-6 | 0-5-5 | 4 | 2 | 0 | 0 | 29 |
| 12-9 | Manchester* | 19 | 4-5 | 2-3 | 5-6 | 0-4-4 | 0 | 2 | 0 | 0 | 15 |
| 12-14 | Purdue* | 36 | 8-16 | 2-4 | 7-10 | 0-4-4 | 1 | 2 | 1 | 1 | 25 |
| 12-21 | At Evansville* | 40 | 5-16 | 3-7 | 2-2 | 1-4-5 | 2 | 1 | 1 | 2 | 15 |
| 12-28 | NJIT* | 35 | 3-9 | 1-6 | 2-2 | 0-4-4 | 2 | 3 | 1 | 2 | 9 |
| 12-31 | Villanova* | 35 | 7-18 | 3-11 | 5-5 | 0-1-1 | 2 | 3 | 0 | 0 | 22 |
| 1-4 | At Xavier* | 38 | 3-10 | 2-5 | 3-6 | 1-2-3 | 3 | 5 | 0 | 0 | 11 |
| 1-9 | DePaul* | 47 | 9-25 | 6-14 | 6-8 | 0-3-3 | 3 | 1 | 2 | 1 | 30 |
| 1-11 | Georgetown* | 45 | 6-19 | 1-11 | 8-8 | 0-4-4 | 2 | 0 | 0 | 0 | 21 |
| 1-14 | At Creighton* | 29 | 5-14 | 2-5 | 0-0 | 0-1-1 | 0 | 0 | 0 | 0 | 12 |
| 1-18 | Marquette* | 40 | 6-15 | 2-6 | 4-5 | 0-2-2 | 1 | 1 | 0 | 1 | 18 |
| 1-21 | At Providence* | 40 | 5-12 | 2-7 | 5-6 | 1-5-6 | 2 | 1 | 0 | 2 | 17 |
| 1-25 | St. John's* | 35 | 4-10 | 1-5 | 4-4 | 0-4-4 | 0 | 2 | 0 | 1 | 13 |
| 1-29 | At Seton Hall* | 34 | 3-10 | 3-8 | 0-0 | 0-3-3 | 3 | 3 | 0 | 0 | 9 |
| 2-4 | At Marquette* | 34 | 5-14 | 2-8 | 4-4 | 0-7-7 | 0 | 3 | 0 | 0 | 16 |
| 2-8 | At Georgetown* | 38 | 4-11 | 3-6 | 4-4 | 0-6-6 | 1 | 4 | 0 | 0 | 15 |
| 2-11 | Xavier* | 31 | 1-10 | 0-5 | 0-0 | 1-0-1 | 3 | 2 | 0 | 1 | 2 |
| 2-13 | Creighton* | 36 | 6-13 | 3-8 | 1-2 | 0-2-2 | 1 | 1 | 0 | 0 | 16 |
| 2-18 | At St. John's* | 36 | 5-12 | 2-7 | 1-1 | 1-3-4 | 0 | 5 | 1 | 0 | 13 |
| 2-23 | Providence* | 38 | 9-16 | 3-8 | 4-5 | 1-2-3 | 1 | 1 | 0 | 1 | 25 |
| 2-26 | At Villanova* | 34 | 3-13 | 1-9 | 5-6 | 1-6-7 | 1 | 0 | 0 | 0 | 12 |
| 3-6 | At DePaul* | 32 | 2-12 | 1-9 | 1-3 | 1-8-9 | 3 | 4 | 0 | 0 | 6 |
| 3-8 | Seton Hall* | 31 | 11-14 | 7-7 | 0-0 | 0-2-2 | 1 | 2 | 1 | 1 | 29 |
| 3-12 | vs. Seton Hall* | 39 | 2-10 | 0-5 | 0-1 | 0-4-4 | 2 | 4 | 0 | 2 | 4 |

*Starter.

| | G-GS | MIN | FGM-A | PCT | 3FM-A | PCT | FTM-A | PCT | O/D | TOT | AVG. | PF-D | A | TO | B | S | PTS | AVG |
|---------|-------|------|---------|------|---------|------|---------|------|--------|-----|------|------|----|-----|----|----|-----|------|
| 2012-13 | 36-13 | 939 | 97-259 | .375 | 57-165 | .345 | 91-105 | .867 | 21/78 | 99 | 2.8 | 44-0 | 40 | 36 | 4 | 21 | 342 | 9.5 |
| 2013-14 | 31-31 | 1119 | 164-420 | .390 | 78-220 | .355 | 102-127 | .803 | 13/110 | 123 | 4.0 | 46-0 | 52 | 66 | 8 | 21 | 508 | 16.4 |
| Career | 67-44 | 2058 | 261-679 | .384 | 135-385 | .351 | 193-232 | .832 | 34/187 | 221 | 3.3 | 90-0 | 92 | 102 | 12 | 42 | 850 | 12.7 |

2013-14 Bulldogs



#4 ERIK FROMM
F, 6-8, 223, Sr.
Bloomington, Ind./Bloomington South

Quick Hits:

- Nominee for the 2014 Allstate NABC Good Works Team.
- Played in 35 of 36 games in 2012-13
- Saw action in two of Butler's 2011 NCAA Tournament games.
- Member of the 2010 Indiana All-Star Team.
- Helped Bloomington South High School to a 68-3 record over three seasons.

2013-14 Highlights:

Played in all 31 games, including 21 as a starter...scored 10 points each against Lamar, Princeton and LSU...led the Bulldogs with seven rebounds and three blocked shots against Manchester...scored a season-high 14 points and had a career-high four blocked shots in a career-best 36 minutes against Purdue...had 11 points on five of seven shooting against DePaul...hit two key three-point field goal to help lift Butler past Marquette at Hinkle Fieldhouse...scored nine points against Seton Hall in his final game in Hinkle Fieldhouse.

2012-13 Highlights:

Played in 35 Butler games (missed one game following the death of his father, Leonard), including one as a starter...tied for third on the team in three-point field goals...came off the bench with 10 points against IUPUI...had 10 points and five rebounds to help lead Butler past top-ranked Indiana...scored a season-high 13 points and grabbed a career-high nine rebounds as a starter against Charlotte...scored nine consecutive points in the second half to help lift Butler past Dayton in the A-10 Tournament.

2011-12 Highlights:

Played 36 games, including 11 as a starter...finished fifth on the squad in three-point field goals...second on the team in three-point field goal percentage...scored in double-figures in eight games...given first collegiate start at Gonzaga and wound up leading Butler with a career-high 16 points...scored 12 points and grabbed a team-high six rebounds against Valparaiso in the Horizon League Tournament Semifinals.

2010-11 Highlights:

Saw action in 26 regular season games, including two NCAA Tournament contests...had two points and a rebound in his collegiate debut against Marian...came off the bench with six points and two rebounds in Butler's victory over Ball State...scored four points in five minutes against Mississippi Valley State.

High School: Three-year varsity team member and two-year varsity starter at Bloomington South High School...had a 52-1 record as a varsity starter (losing the final game of his senior year)...helped Bloomington South to an unbeaten (26-0) season, a #1 state rank, a #3 national rank and a state championship in 2008-09...team captain and leading scorer on No. 1-ranked team as a senior...helped Bloomington South to a 23-1 record and the Final Eight of the state tournament in 2009-10...named to the Indiana All-Star Team...John Wooden Award winner...*Herald Times* "Player of the Year" as a senior...A.P. Second Team All-State in 2009-10...selected to the Indiana Academic All-State Team...2010 IBCA Top 15 Seniors in 2009-10...selected as one of five ESPN Rise National Players of the Week, 2/15/10...Midwest Player of the Week, ESPN Rise...IBCA/Pacers.org Player of the Week three times in 2009-10...wo-year All-Area performer...two-year, first team All-Conference...received team's "B" Man Award for leadership as a senior...scored 25 points in the North/South All-Star Game in April of 2010...averaged 15.3 points, 8.5 rebounds and 1.2 blocked shots as a senior...had career-highs of 26 points, 19 rebounds, three assists and three blocked shots against Pike as a senior...named to the IBCA Junior All-Star Team in 2009...selected 2009 IBCA Top 15 Underclassmen...named to the 2009 A.P. State Tournament Team...chosen to the Conference Indiana Leadership Council in

2009...averaged 10.3 points and 7.1 rebounds as a junior...three-year varsity letterwinner...High School Coach: J. R. Holmes.

Personal: Psychology major...born 2/4/92...son of Donna Fromm (father, Leonard, passed away on Feb. 2, 2013.)

Erik Fromm Career Highs

- Points:** 16 at Gonzaga, 12/20/11
- Field Goals:** 6 at Gonzaga, 12/20/11
- Field Goal Attempts:** 11 at Gonzaga, 12/20/11; at Valparaiso, 3/3/12; vs. Lamar, 11/9/13; at Creighton, 1/14/14
- 3-Point Field Goals:** 4 at Gonzaga, 12/20/11
- 3-Point Field Goal Attempts:** 7 vs. LSU, 12/1/13
- Free Throws:** 5 vs. Princeton, 11/16/13
- Free Throw Attempts:** 6 vs. Purdue, 12/14/13; vs. Seton Hall, 3/8/14
- Rebounds:** 9 vs. Charlotte, 2/13/13
- Assists:** 1 vs. Stanford, 12/18/10; at Stanford, 12/22/11; at Detroit, 1/8/12; at Green Bay, 1/28/12; at Xavier, 11/13/12; vs. IUPUI, 12/5/12; vs. Indiana, 12/15/12; vs. Gonzaga, 1/19/13; vs. Vanderbilt, 11/19/13; at Ball State, 11/23/13; vs. North Dakota, 12/7/13; at Evansville, 12/21/13; vs. NJIT, 12/28/13; vs. Villanova, 12/31/13; vs. Marquette, 1/18/14; at Providence, 1/21/14; at Seton Hall, 1/29/14; vs. Xavier, 2/11/14; at St. John's, 2/18/14; vs. Seton Hall, 3/8/14
- Steals:** 2 at Xavier, 12/9/10; vs. Ball State, 12/1/12; vs. Princeton, 11/16/13
- Blocked Shots:** 4 vs. Purdue, 12/14/13
- Minutes:** 36 vs. Purdue, 12/14/13; vs. Villanova, 12/31/13


2013-14 Erik Fromm Game-By-Game

| Date | Opponent | MIN | FG | 3PT | FT | O-D-T | AST | TO | B | S | PTS |
|-------|-------------------|-----|------|-----|-----|-------|-----|----|---|---|-----|
| 11-9 | Lamar* | 22 | 4-11 | 1-4 | 1-2 | 1-1-2 | 0 | 1 | 1 | 0 | 10 |
| 11-16 | Princeton* | 23 | 2-7 | 1-4 | 5-5 | 0-2-2 | 0 | 2 | 0 | 2 | 10 |
| 11-19 | Vanderbilt* | 26 | 1-6 | 0-3 | 2-2 | 4-0-4 | 1 | 3 | 0 | 0 | 4 |
| 11-23 | At Ball State* | 14 | 0-5 | 0-2 | 0-0 | 2-1-3 | 1 | 0 | 0 | 0 | 0 |
| 11-28 | Washington State* | 23 | 1-4 | 0-1 | 0-0 | 0-1-1 | 0 | 0 | 0 | 0 | 2 |
| 11-29 | Oklahoma State* | 21 | 3-7 | 1-4 | 0-0 | 1-2-3 | 0 | 0 | 0 | 1 | 7 |
| 12-1 | LSU* | 32 | 2-7 | 2-7 | 4-4 | 1-2-4 | 0 | 3 | 0 | 1 | 10 |
| 12-7 | North Dakota* | 18 | 4-7 | 0-2 | 0-0 | 0-2-2 | 1 | 1 | 0 | 0 | 8 |
| 12-9 | Manchester* | 19 | 3-7 | 1-2 | 0-0 | 3-4-7 | 0 | 0 | 3 | 1 | 7 |
| 12-14 | Purdue* | 36 | 4-8 | 3-6 | 3-6 | 1-2-3 | 0 | 2 | 4 | 1 | 14 |
| 12-21 | At Evansville* | 22 | 2-7 | 0-4 | 1-2 | 2-5-7 | 1 | 2 | 0 | 0 | 5 |
| 12-28 | NJIT* | 28 | 2-6 | 1-2 | 1-2 | 3-3-6 | 1 | 0 | 1 | 0 | 6 |
| 12-31 | Villanova* | 36 | 3-4 | 2-3 | 1-2 | 1-3-4 | 1 | 0 | 2 | 0 | 9 |
| 1-4 | At Xavier* | 22 | 3-6 | 1-3 | 2-3 | 2-1-3 | 0 | 0 | 1 | 1 | 9 |
| 1-9 | DePaul* | 30 | 5-7 | 0-0 | 1-3 | 2-2-4 | 0 | 1 | 1 | 1 | 11 |
| 1-11 | Georgetown* | 23 | 2-4 | 0-2 | 0-0 | 1-1-2 | 0 | 0 | 0 | 0 | 4 |
| 1-14 | At Creighton* | 26 | 3-11 | 1-6 | 1-2 | 3-2-5 | 0 | 1 | 0 | 0 | 8 |
| 1-18 | Marquette* | 28 | 3-6 | 2-4 | 0-0 | 1-2-3 | 1 | 0 | 1 | 0 | 8 |
| 1-21 | At Providence* | 27 | 1-7 | 0-1 | 0-0 | 2-1-3 | 1 | 1 | 0 | 1 | 2 |
| 1-25 | St. John's* | 22 | 1-3 | 0-0 | 0-2 | 0-1-1 | 0 | 2 | 0 | 1 | 2 |
| 1-29 | At Seton Hall | 17 | 1-1 | 1-1 | 0-0 | 3-1-4 | 1 | 0 | 0 | 0 | 3 |
| 2-4 | At Marquette | 9 | 1-1 | 0-0 | 0-0 | 0-1-1 | 0 | 3 | 0 | 0 | 2 |
| 2-8 | At Georgetown | 13 | 1-1 | 0-0 | 0-0 | 1-2-3 | 0 | 0 | 0 | 0 | 2 |
| 2-11 | Xavier | 17 | 1-5 | 0-2 | 0-0 | 2-3-5 | 1 | 1 | 0 | 1 | 2 |
| 2-13 | Creighton | 12 | 1-2 | 0-1 | 4-4 | 2-2-4 | 0 | 0 | 0 | 1 | 6 |
| 2-18 | At St. John's | 15 | 0-1 | 0-1 | 1-3 | 1-1-2 | 1 | 0 | 0 | 0 | 1 |
| 2-23 | Providence | 10 | 1-3 | 0-1 | 1-2 | 2-0-2 | 0 | 1 | 0 | 0 | 3 |
| 2-26 | At Villanova | 20 | 0-3 | 0-1 | 2-5 | 2-1-3 | 0 | 1 | 0 | 0 | 2 |
| 3-6 | At DePaul | 14 | 1-3 | 0-2 | 1-2 | 1-2-3 | 0 | 0 | 0 | 0 | 3 |
| 3-8 | Seton Hall* | 23 | 2-4 | 1-2 | 4-6 | 3-0-3 | 1 | 0 | 1 | 1 | 9 |
| 3-12 | vs. Seton Hall | 17 | 1-2 | 0-0 | 0-0 | 1-5-6 | 0 | 1 | 0 | 0 | 2 |

*Starter.

| | G-GS | MIN | FGM-A | PCT | 3FM-A | PCT | FTM-A | PCT | O/D | TOT | AVG. | PF-D | A | TO | B | S | PTS | AVG |
|---------|--------|------|---------|------|--------|------|--------|-------|---------|-----|------|-------|----|----|----|----|-----|-----|
| 2010-11 | 26-0 | 88 | 5-29 | .172 | 3-17 | .176 | 8-8 | 1.000 | 3/11 | 14 | 0.5 | 14-1 | 1 | 1 | 0 | 4 | 21 | 0.8 |
| 2011-12 | 36-11 | 397 | 53-138 | .384 | 18-53 | .340 | 19-30 | .633 | 31/30 | 61 | 1.7 | 61-1 | 3 | 28 | 8 | 5 | 143 | 4.0 |
| 2012-13 | 35-1 | 396 | 46-105 | .438 | 17-55 | .309 | 11-22 | .500 | 36/53 | 89 | 2.5 | 63-2 | 4 | 22 | 5 | 10 | 120 | 3.4 |
| 2013-14 | 31-21 | 665 | 59-156 | .378 | 18-71 | .254 | 35-57 | .614 | 48/57 | 105 | 3.4 | 64-2 | 12 | 26 | 15 | 13 | 161 | 5.5 |
| Career | 128-34 | 1546 | 163-428 | .381 | 56-196 | .286 | 73-117 | .624 | 118/151 | 269 | 2.1 | 202-6 | 20 | 77 | 28 | 32 | 455 | 3.6 |

2013-14 Bulldogs



#21 ROOSEVELT JONES

**F, 6-4, 227, Jr.
O'Fallon, III./O'Fallon**

Parents: Vickie Franklin (mom), Hosea Franklin (stepdad), Robert Jones (dad), Creola Jones (stepmom)
Born: 1/25/93
Major: Digital Media

Quick Hits:

- Will sit out the 2013-14 season as a medical redshirt (wrist injury suffered in Australia).
- Lone Butler player to start all 36 games in 2012-13.

- Starter in 67 consecutive games for the Bulldogs.
- Led the team in assists and finished second in rebounds.
- Named to the Atlantic 10 Conference All-Defensive Team.
- Picked to the All-Glue Team in Sports Illustrated.
- Chosen Atlantic 10 Conference Player of the Week, following Butler's victory over top-ranked Indiana, and conference Co-Player of the Week, after the Bulldogs' wins over Richmond and Gonzaga.
- Hit a 10-foot shot at the buzzer after coming up with a steal with four seconds remaining to lift Butler past #8 Gonzaga.
- Selected as the USBWA Oscar Robertson National Player of the Week, following Butler's win over Gonzaga.

2012-13 Highlights:

Named to the Atlantic 10 Conference All-Defensive Team...three-time A-10 Player of the Week...starter in all 36 Butler games...ranked first on the team in assists, second in rebounds and third in points...scored 16 points, grabbed a game-high 12 rebounds and had a game-high seven assists to help lead Butler past top-ranked Indiana...sparked the Bulldogs with a career-high 24 points in 29 minutes against Penn...scored a game-high 16 points and added seven rebounds and four assists in Butler's win at Dayton...posted second double-double of the season with 10 points and a game-high 12 rebounds against Richmond...led the Bulldogs with 20 points and hit the game-winner at the buzzer against #8 Gonzaga...scored 18 points and had team-highs of six rebounds and four assists against Rhode Island...scored 14 points, grabbed five rebounds and had four assists against Bucknell in his first NCAA Tournament game.

2011-12 Highlights:

Named to the Horizon League All-Newcomer Team...played in 36 games, including 31 as a starter...finished as Butler's leading rebounder...stood second on the squad in assists...set a Butler freshman record with four double-doubles...sat out Butler's season-opener at Evansville with back problems...had six points, six rebounds and two blocked shots in first collegiate start against Oakland City...recorded first collegiate double-double with team-highs of 10 points and 11 rebounds against #8 Xavier...led the Bulldogs with 12 rebounds against Green Bay at Hinkle Fieldhouse...had 16 points at UIC...scored a team-leading 16 points, including 14 in the first half, and pulled down a team-high eight rebounds at Green Bay...recorded second career double-double with 16 points and a career-high 12 rebounds against Detroit at Hinkle Fieldhouse...led the Bulldogs with a season-high 17 points at Cleveland State...recorded his third career double-double with 11 points and 12 rebounds against Indiana State...posted second straight double-double with team-highs of 13 points and 10 rebounds against UIC...matched his season-high and shared the team scoring lead with 17 points against Milwaukee in the league tournament.

High School: Three-year starter at O'Fallon High School...team captain... finished his career in second place on O'Fallon's all-time rebounding list (918) and third on the school's all-time scoring list (1,483)...shot 60.8% from the field for his career...O'Fallon's all-time leader in steals (240)... holds school's single season record for steals (113 in 2009-10)...led the Southwestern Conference in rebounding (10.4) and steals (2.9), and ranked second in the league in scoring (17.2) and assists (4.5) as a senior...finalist for the McDonald's All-America Team as a senior...selected first team 3A/4A All-State in 2009-10...earned second team All-State honors in 2010-11...two-time Belleville News-Democrat Class 3A/4A Player of the Year...named Most

Valuable Player of the Southwestern Conference for two consecutive years (2010 & 2011)...two-time first team All-Metro East selection...two-time first team All-Southwestern Conference...helped lead O'Fallon to a school-record 30-4 campaign and a fourth place finish in the Illinois State Tournament as a junior...led O'Fallon to a 20-7 record and a conference championship in 2010-11...posted 17.2 points per game and 10.4 rebounds per outing in 2010-11...averaged 19.3 points and 12.1 rebounds as a junior...had a high game of 31 points against both Centralia and Belleville East as a junior... grabbed 21 rebounds in a game against Simeon as a junior...High School Coach: Rick Gibson.

Roosevelt Jones Career Highs

- Points:** 24 vs. Penn, 1/2/13
- Field Goals:** 10 vs. Penn, 1/2/13
- Field Goal Attempts:** 15 at Green Bay, 1/28/12; vs. Penn, 1/2/13
- 3-Point Field Goals:** 0
- 3-Point Field Goal Attempts:** 1 at La Salle, 1/23/13
- Free Throws:** 8 at Dayton, 1/12/13; vs. Rhode Island, 2/2/13
- Free Throw Attempts:** 14 vs. Cleveland State, 1/13/12
- Rebounds:** 12 vs. Green Bay, 12/29/11; vs. Detroit, 2/4/12; vs. Indiana State, 2/18/12; vs. Indiana, 12/15/12; vs. Richmond, 1/16/13
- Assists:** 8 at Massachusetts, 3/7/13
- Steals:** 5 vs. IUPUI, 12/5/12
- Blocked Shots:** 4 vs. Saint Louis, 2/22/13
- Minutes:** 39 vs. Xavier, 3/9/13

| | G-GS | MIN | FGM-A | PCT | 3FM-A | PCT. | FTM-A | PCT | O/D | TOT | AVG. | PF-D | A | TO | B | S | PTS | AVG |
|---------|-------|------|---------|------|-------|------|---------|------|---------|-----|------|-------|-----|-----|----|----|-----|------|
| 2011-12 | 36-31 | 999 | 112-246 | .455 | 0-0 | .000 | 55-110 | .500 | 94/121 | 215 | 6.0 | 95-3 | 59 | 53 | 16 | 35 | 279 | 7.8 |
| 2012-13 | 36-36 | 1107 | 143-295 | .485 | 0-1 | .000 | 79-143 | .552 | 77/126 | 203 | 5.6 | 100-4 | 126 | 103 | 17 | 31 | 365 | 10.1 |
| Career | 72-67 | 2106 | 255-541 | .471 | 0-1 | .000 | 134-253 | .530 | 171/247 | 418 | 5.8 | 195-7 | 185 | 156 | 33 | 66 | 644 | 8.9 |

2013-14 Bulldogs



#12 ELLIOTT KAMPEN
G, 6-5, 180, Jr.
Muncie, Ind./Yorktown

Quick Hits:

- Earned a spot on Butler's roster as a walk-on in 2011-12.
- *Returned to basketball after sitting out the 2010-11 season as a student at Indiana University.
- Named to the IBCA All-State team in 2009-10.

2013-14 Highlights:
 Played in six games.

2012-13 Highlights:
 Played in 12 games...grabbed a rebound in Butler's wins over Hanover and IUPUI...had a season-high four minutes in Butler's victory over IUPUI...picked up first career assist at Creighton.

2011-12 Highlights:
 Played in 12 games in first season with the Bulldogs...saw brief action against Savannah State for first collegiate appearance...played four minutes against Oakland City and two at Detroit...came off the bench with a career-high five points in a career-best 14 minutes at Milwaukee...scored one point in nine minutes against Detroit at Hinkle Fieldhouse...grabbed first collegiate rebound in Butler's victory over Indiana State.

High School: Three-year varsity starter at Yorktown High School...four-year varsity player in high school...named to the Hoosier Heritage Conference All-League team for three consecutive years...earned all-county honors for three straight years...named to the Indiana Basketball Coaches Association All-State team as a senior...honorable mention All-State as a junior...two-year team captain...chosen as one of *Hoosier Basketball's* "Top 100" seniors in 2009-10 and named to the "Top 60" list at the end of the season...averaged 19.3 points, 6.5 rebounds and 3.1 assists as a senior, while helping Yorktown to its first sectional championship in 12 years...shot 58% from the field in his final high school season...posted a high game of 32 points (12 of 18 from the field) against Mt. Vernon in his final high school season...had 31 points in a game against Shenandoah in 2009-10...posted a career-high 12 rebounds against Shenandoah...averaged 14 points, 4.0 rebounds and 3.0 assists as a junior...shot .531 from the field as a junior and .565 as a sophomore...High School Coach: Blake Everhart.

Personal: Business/Finance major...born 5/21/91...son of Dennis Bigler and Debi Kampen-Bigler...brother of Butler graduate manager and former player Emerson Kampen.

Elliott Kampen Career Highs

- Points:** 5 at Milwaukee, 1/26/12
- Field Goals:** 1 at Milwaukee, 1/26/12
- Field Goal Attempts:** 2 at Milwaukee, 1/26/12
- 3-Point Field Goals:** 1 at Milwaukee, 1/26/12
- 3-Point Field Goal Attempts:** 1 at Milwaukee, 1/26/12; vs. UIC, 2/21/12; at Creighton, 1/14/14
- Free Throws:** 2 at Milwaukee, 1/26/12
- Free Throw Attempts:** 2 at Milwaukee, 1/26/12; vs. Detroit, 2/4/12
- Rebounds:** 1 vs. Indiana State, 2/18/12; vs. Hanover, 11/27/12; vs. IUPUI, 12/5/12; vs. Lamar, 11/9/13; at DePaul, 3/6/14
- Assists:** 1 at Creighton, 1/14/14
- Steals:** 0
- Blocked Shots:** 0
- Minutes:** 14 at Milwaukee, 1/26/12

2013-14 Elliott Kampen Game-By-Game

| Date | Opponent | MIN | FG | 3PT | FT | O-D-T | AST | TO | B | S | PTS |
|-------|------------------|-----|-----|-----|-----|-------|-----|----|---|---|-----|
| 11-9 | Lamar | 4 | 0-0 | 0-0 | 0-0 | 0-1-1 | 0 | 0 | 0 | 0 | 0 |
| 11-16 | Princeton | DNP | | | | | | | | | |
| 11-19 | Vanderbilt | DNP | | | | | | | | | |
| 11-23 | At Ball State | DNP | | | | | | | | | |
| 11-28 | Washington State | DNP | | | | | | | | | |
| 11-29 | Oklahoma State | DNP | | | | | | | | | |
| 12-1 | LSU | DNP | | | | | | | | | |
| 12-7 | North Dakota | DNP | | | | | | | | | |
| 12-9 | Manchester | 5 | 0-0 | 0-0 | 0-0 | 0-0-0 | 0 | 1 | 0 | 0 | 0 |
| 12-14 | Purdue | DNP | | | | | | | | | |
| 12-21 | At Evansville | DNP | | | | | | | | | |
| 12-28 | NJIT | DNP | | | | | | | | | |
| 12-31 | Villanova | DNP | | | | | | | | | |
| 1-4 | At Xavier | DNP | | | | | | | | | |
| 1-9 | DePaul | DNP | | | | | | | | | |
| 1-11 | Georgetown | DNP | | | | | | | | | |
| 1-14 | At Creighton | 2 | 0-1 | 0-1 | 0-0 | 0-0-0 | 1 | 0 | 0 | 0 | 0 |
| 1-18 | Marquette | DNP | | | | | | | | | |
| 1-21 | At Providence | DNP | | | | | | | | | |
| 1-25 | St. John's | DNP | | | | | | | | | |
| 1-29 | At Seton Hall | DNP | | | | | | | | | |
| 2-4 | At Marquette | DNP | | | | | | | | | |
| 2-8 | At Georgetown | DNP | | | | | | | | | |
| 2-11 | Xavier | DNP | | | | | | | | | |
| 2-13 | Creighton | DNP | | | | | | | | | |
| 2-18 | At St. John's | 1 | 0-0 | 0-0 | 0-0 | 0-0-0 | 0 | 0 | 0 | 0 | 0 |
| 2-23 | Providence | DNP | | | | | | | | | |
| 2-26 | At Villanova | 4 | 0-0 | 0-0 | 0-0 | 0-0-0 | 0 | 0 | 0 | 0 | 0 |
| 3-6 | At DePaul | 4 | 0-0 | 0-0 | 0-0 | 0-1-1 | 0 | 0 | 0 | 0 | 0 |
| 3-8 | Seton Hall | DNP | | | | | | | | | |
| 3-12 | vs. Seton Hall | DNP | | | | | | | | | |

*Starter.

| | G-GS | MIN | FGM-A | PCT | 3FM-A | PCT. | FTM-A | PCT | O/D | TOT | AVG. | PF-D | A | TO | B | S | PTS | AVG |
|---------|------|-----|-------|------|-------|------|-------|------|-----|-----|------|------|---|----|---|---|-----|-----|
| 2011-12 | 12-0 | 40 | 1-5 | .200 | 1-4 | .250 | 3-4 | .750 | 0/1 | 1 | 0.1 | 3-0 | 0 | 2 | 0 | 0 | 6 | 0.5 |
| 2012-13 | 11-0 | 12 | 0-1 | .000 | 0-1 | .000 | 0-0 | .000 | 0/2 | 2 | 0.2 | 0-0 | 0 | 0 | 0 | 0 | 0 | 0.0 |
| 2013-14 | 6-0 | 20 | 0-1 | .000 | 0-1 | .000 | 0-0 | .000 | 0/2 | 2 | 0.3 | 2-0 | 1 | 1 | 0 | 0 | 0 | 0.0 |
| Career | 29-0 | 72 | 1-7 | .143 | 1-6 | .167 | 3-4 | .750 | 0/5 | 6 | 0.2 | 5-0 | 1 | 3 | 0 | 0 | 6 | 0.2 |

2013-14 Bulldogs



#23 KHYLE MARSHALL F, 6-6, 216, Sr. Davie, Fla./Flanagan

- Finished 17th on Butler's all-time scoring list and 16th on Butler's all-time rebounding chart.
- Fifteenth Butler player to record 1,000 career points and 500 career rebounds. He scored his 1,000th career point against Washington State and grabbed his 500th career rebound against Oklahoma State at the 2013 Old Spice Classic.
- Named to the BIG EAST Weekly Honor Roll (Dec. 30) following Butler's victory over NJIT.

- Led the squad in field goal shooting (.566) for the second straight year in 2012-13.
- Led the 2011 NCAA Tournament in offensive rebounds (23).
- Played on the USA team at the 2011 FIBA U19 World Championship.
- First Broward County player to earn three consecutive first team All-State selections in the 4A-6A classification.

2013-14 Highlights:

Starter in all 31 games...led the Bulldogs in field goal shooting...finished second on the team in scoring and rebounding...recorded sixth career double-double with 19 points and 13 rebounds in Butler's season-opener against Lamar...scored 16 of Butler's final 22 points against Vanderbilt and finished with 26 points...led the Bulldogs with 14 points at Ball State...had a career-high 30 points (and tallied his 1,000th career point) against Washington State in his first collegiate game in his home state of Florida...pulled down his 500th career rebound against #5 Oklahoma State...played a career-high 38 minutes and posted 17 points and 9 rebounds against LSU...scored 21 points in 27 minutes against North Dakota and had 21 points in 26 minutes against NJIT...shared the team scoring lead with 18 points against Marquette at Hinkle Fieldhouse...led the Bulldogs with 16 points against St. John's at home and with 13 points at Seton Hall...led the Bulldogs with 16 points at St. John's...scored 22 points against Providence at home...had 18 points at DePaul...hit 10 of 15 shots and led the Bulldogs with 22 points against Seton Hall in the BIG EAST Tournament.

2012-13 Highlights:

Played in all 36 Butler games, including 35 as a starter...led the team in field goal shooting...finished fourth in scoring and rebounding...had a career-high 24 points and a team-high nine rebounds against Marquette at the Maui Invitational...posted a double-double with 10 points and 11 rebounds against #9 North Carolina in the semifinals of the Maui Invitational...scored 11 points and grabbed five rebounds in Butler's victory over top-ranked Indiana...hit nine of 11 shots, including seven dunks, and scored 19 points against Temple.

2011-12 Highlights:

Played in 35 games, including 20 as a starter...team's second leading scorer (9.8)...led the Bulldogs with 20 points and six rebounds against Louisville...posted 21 points and a career-high 16 rebounds at Ball State...recorded second double-double of the season with team-highs of 17 points and 10 rebounds against Milwaukee in the league tournament...posted fourth career double-double with 14 points and a game-high 13 rebounds at Penn in the quarterfinals of the CBI...led the Bulldogs with 22 points and eight rebounds against Pittsburgh in the CBI semifinals.

2010-11 Highlights:

Saw action in all 38 games, including three as a starter...finished fifth on the team in scoring and fourth in rebounding...leading scorer among Butler's non-starters...posted nine points, three rebounds and two blocked shots in his collegiate debut against Marian...recorded first career double-double with 14 points and 10 rebounds against Milwaukee at home...had 10 points and seven offensive rebounds against Florida in the championship game of the Southeast Regional...led the Bulldogs with nine rebounds against VCU in the national semifinals.

High School: Three-time, first team All-State forward at Flanagan High

School...two-time Sun Sentinel Class 6A-5A-4A Player of the Year...three-time Miami Herald All-County pick...averaged 28.0 points and 11.0 rebounds as a senior...scored a school-record 52 points against Lincoln Park in 2009-10...set a school record with 25 rebounds (and added 35 points) against West Broward as a senior...had 30 or more points and 20 or more rebounds in four different games during prep career...leading scorer and rebounder on 19-5 team that captured a District championship in 2009-10...scored 20 points, including the winning put-back, in the District 12 championship game, helping Flanagan to its first regional semifinal berth since 2005...chosen to play for the Florida select team in the Florida vs. USA Hardwood Classic and the Next Level All-Star Challenge in April of 2010...averaged 26.0 points and 12.5 rebounds, while leading Flanagan to a 17-11 campaign and a District runner-up finish as a junior...posted a high game of 36 points and 22 rebounds against Coral Springs as a junior...earned four varsity basketball letters...District champ in the high jump as a sophomore...High School Coach: Mike Bentivegna.

Personal: Physical Education major...born 3/1/92...son of Joseph and Myrline Marshall.

Khyle Marshall Career Highs

- Points:** 30 vs. Washington State, 11/28/13
- Field Goals:** 12 vs. Washington State, 11/28/13
- Field Goal Attempts:** 18 vs. Washington State, 11/28/13; vs. LSU, 12/1/13
- 3-Point Field Goals:** 1 at Indiana, 11/27/11; vs. Providence, 2/23/14
- 3-Point Field Goal Attempts:** 2 vs. Providence, 2/23/14
- Free Throws:** 7 vs. LSU, 12/1/13
- Free Throw Attempts:** 12 vs. LSU, 12/1/13
- Rebounds:** 16 at Ball State, 12/10/11
- Assists:** 3 vs. Green Bay, 1/21/11
- Steals:** 3 at Northwestern, 12/8/12
- Blocked Shots:** 3 at Loyola, 1/21/12
- Minutes:** 38 vs. LSU, 12/1/13; vs. Marquette, 1/18/14

2013-14 Khyle Marshall Game-By-Game

| Date | Opponent | MIN | FG | 3PT | FT | O-D-T | AST | TO | B | S | PTS |
|-------|-------------------|-----|-------|-----|------|--------|-----|----|---|---|-----|
| 11-9 | Lamar* | 22 | 9-13 | 0-1 | 1-1 | 4-9-13 | 0 | 1 | 0 | 2 | 19 |
| 11-16 | Princeton* | 32 | 2-4 | 0-1 | 0-0 | 1-3-4 | 0 | 0 | 0 | 0 | 4 |
| 11-19 | Vanderbilt* | 27 | 11-15 | 0-0 | 4-8 | 2-3-5 | 1 | 0 | 0 | 1 | 26 |
| 11-23 | At Ball State* | 30 | 7-14 | 0-0 | 0-4 | 6-3-9 | 2 | 1 | 0 | 1 | 14 |
| 11-28 | Washington State* | 30 | 12-18 | 0-1 | 6-7 | 2-3-5 | 1 | 3 | 0 | 1 | 30 |
| 11-29 | Oklahoma State* | 34 | 4-9 | 0-0 | 0-2 | 3-2-5 | 0 | 2 | 1 | 2 | 8 |
| 12-1 | LSU* | 38 | 5-18 | 0-1 | 7-12 | 7-2-9 | 0 | 1 | 1 | 0 | 17 |
| 12-7 | North Dakota* | 27 | 9-16 | 0-0 | 3-7 | 4-3-7 | 2 | 1 | 1 | 0 | 21 |
| 12-9 | Manchester* | 16 | 6-9 | 0-0 | 2-2 | 2-0-2 | 1 | 0 | 2 | 2 | 14 |
| 12-14 | Purdue* | 32 | 8-14 | 0-0 | 2-4 | 4-5-9 | 1 | 2 | 1 | 0 | 18 |
| 12-21 | At Evansville* | 28 | 4-6 | 0-0 | 4-5 | 2-5-7 | 1 | 2 | 0 | 0 | 12 |
| 12-28 | NJIT* | 26 | 8-10 | 0-1 | 5-11 | 2-3-5 | 0 | 1 | 0 | 1 | 21 |
| 12-31 | Villanova* | 22 | 2-7 | 0-1 | 0-0 | 1-2-3 | 0 | 0 | 0 | 0 | 4 |
| 1-4 | At Xavier* | 27 | 6-14 | 0-0 | 2-5 | 1-1-2 | 1 | 3 | 1 | 0 | 14 |
| 1-9 | DePaul* | 31 | 6-12 | 0-0 | 3-7 | 1-0-1 | 1 | 0 | 0 | 1 | 15 |
| 1-11 | Georgetown* | 36 | 6-12 | 0-0 | 6-10 | 4-0-4 | 0 | 2 | 0 | 0 | 18 |
| 1-14 | At Creighton* | 25 | 5-10 | 0-0 | 1-2 | 3-3-6 | 0 | 1 | 0 | 0 | 11 |
| 1-18 | Marquette* | 38 | 8-15 | 0-0 | 2-10 | 1-0-1 | 0 | 2 | 0 | 0 | 18 |
| 1-21 | At Providence* | 30 | 7-13 | 0-0 | 1-2 | 2-0-2 | 1 | 1 | 0 | 0 | 15 |
| 1-25 | St. John's* | 34 | 7-13 | 0-0 | 2-4 | 0-4-4 | 0 | 0 | 1 | 1 | 16 |
| 1-29 | At Seton Hall* | 24 | 6-9 | 0-0 | 1-4 | 0-2-2 | 2 | 1 | 0 | 1 | 13 |
| 2-4 | At Marquette* | 30 | 5-10 | 0-1 | 3-5 | 2-3-5 | 0 | 1 | 1 | 1 | 13 |
| 2-8 | At Georgetown* | 31 | 3-9 | 0-0 | 4-6 | 4-1-5 | 1 | 1 | 1 | 1 | 10 |
| 2-11 | Xavier* | 28 | 3-9 | 0-0 | 0-0 | 2-1-3 | 0 | 0 | 1 | 1 | 6 |
| 2-13 | Creighton* | 26 | 3-9 | 0-0 | 2-3 | 3-0-3 | 1 | 2 | 0 | 1 | 8 |
| 2-18 | At St. John's* | 32 | 6-13 | 0-1 | 4-10 | 2-5-7 | 0 | 0 | 1 | 2 | 16 |
| 2-23 | Providence* | 35 | 10-17 | 1-2 | 1-4 | 1-1-2 | 0 | 1 | 0 | 0 | 22 |
| 2-26 | At Villanova* | 18 | 5-10 | 0-0 | 0-0 | 3-0-3 | 0 | 2 | 0 | 1 | 10 |
| 3-6 | At DePaul* | 27 | 8-15 | 0-0 | 2-7 | 3-1-4 | 0 | 1 | 0 | 1 | 18 |
| 3-8 | Seton Hall* | 26 | 5-10 | 0-0 | 0-5 | 1-5-6 | 0 | 1 | 0 | 0 | 10 |
| 3-12 | vs. Seton Hall* | 35 | 10-15 | 0-0 | 2-6 | 5-2-7 | 0 | 1 | 2 | 1 | 22 |

*Starter.

| | G-GS | MIN | FGM-A | PCT | 3FM-A | PCT | FTM-A | PCT | O/D | TOT | AVG. | PF-D | A | TO | B | S | PTS | AVG |
|---------|--------|------|----------|------|-------|------|---------|------|---------|-----|------|-------|----|-----|----|----|------|------|
| 2010-11 | 38-3 | 579 | 90-176 | .511 | 0-2 | .000 | 40-76 | .526 | 65/81 | 146 | 3.8 | 79-2 | 11 | 24 | 8 | 14 | 220 | 5.8 |
| 2011-12 | 35-20 | 743 | 140-253 | .553 | 1-6 | .167 | 63-114 | .553 | 63/88 | 151 | 4.3 | 69-0 | 14 | 30 | 23 | 10 | 344 | 9.8 |
| 2012-13 | 36-35 | 782 | 146-258 | .566 | 0-1 | .000 | 54-94 | .574 | 63/99 | 162 | 4.5 | 62-1 | 11 | 35 | 15 | 16 | 346 | 9.6 |
| 2013-14 | 31-31 | 897 | 196-368 | .533 | 1-10 | .100 | 70-153 | .458 | 78/72 | 150 | 4.8 | 73-1 | 16 | 34 | 14 | 22 | 463 | 14.9 |
| Career | 140-89 | 2998 | 572-1055 | .542 | 2-19 | .105 | 227-437 | .519 | 269/340 | 609 | 4.4 | 283-4 | 52 | 123 | 60 | 62 | 1373 | 9.8 |

2013-14 Bulldogs



#2 DEVONTAE MORGAN
G, 6-3, 176, So.
Tampa, Fla./Tampa Prep

Quick Hits:

- Tampa Bay Coaches Association Player of the Year in 2011-12.
- Florida 3A Player of the Year as a senior.
- Two-time first team All-State.
- Florida "Mr. Basketball" Finalist.

2013-14 Highlights:

Saw action in 14 games...played a career-high 18 minutes and scored four points in Butler's season-opener against Lamar... came off the bench with four points against both North Dakota and Manchester.

2012-13 Highlights:

Played in 18 games...grabbed first collegiate rebound at Xavier... scored first collegiate points with three free throws against Illinois in the championship game of the Maui Invitational...had a career-high five points in nine minutes against Hanover...scored three points, including an alley-oop dunk that wound up as the ESPN Sports Center Play of the Day, in eight minutes against IUPUI.

High School:

Four-year varsity starter at Tampa Prep High School...two-time first team All-State performer...Florida 3A State Player of the Year as a senior...Florida Mr. Basketball Finalist...Tampa Bay Coaches Association Player of the Year in 2011-12...three-time Tampa Bay Coaches Association All-Star...Tampa Times Player of the Year as a senior...two-time first team All-County...City of Tampa Championships MVP in 2011-12...honorable mention All-State as a sophomore...two-year team captain...helped Tampa Prep to four consecutive state Final Four appearances (only player in the history of Tampa to play in four straight Final Fours)...led prep squad to a state championship in 2012 and a state runner-up finish in 2010...played on teams that compiled a four-year record of 109-15, including a 31-1 mark as a senior...averaged 15.4 points, 5.9 rebounds and 3.3 assists as a senior...posted 17.3 points, 8.2 rebounds and 3.1 assists as a junior...ranks eighth on Tampa Prep's all-time scoring list with 1,492 career points...scored a career-high 26 points against Winter Haven...had high games of 12 rebounds against Tampa Catholic and 10 assists against St. John Neumann in 2011-12...High School Coach: Joe Fenlon.

Devontae Morgan Career Highs

- Points:** 5 vs. Hanover, 11/27/12
- Field Goals:** 2 vs. Hanover, 11/27/12; vs. Lamar, 11/9/13; vs. Manchester, 12/9/13
- Field Goal Attempts:** 4 vs. Lamar, 11/9/13; vs. Manchester, 12/9/13
- 3-Point Field Goals:** 1 vs. Hanover, 11/27/12
- 3-Point Field Goal Attempts:** 1 vs. Illinois, 11/21/12; vs. Hanover, 11/27/12
- Free Throws:** 4 vs. North Dakota, 12/7/13
- Free Throw Attempts:** 4 vs. Illinois, 11/21/12; at VCU, 3/2/13; vs. North Dakota, 12/7/13
- Rebounds:** 3 at VCU, 3/2/13; vs. Vanderbilt, 11/19/13
- Assists:** 2 vs. Lamar, 11/9/13; vs. Manchester, 12/9/13
- Steals:** 2 vs. Vanderbilt, 11/19/13
- Blocked Shots:** 1 vs. North Dakota, 12/7/13
- Minutes:** 18 vs. Lamar, 11/9/13

2013-14 Devontae Morgan Game-By-Game

| Date | Opponent | MIN | FG | 3PT | FT | O-D-T | AST | TO | B | S | PTS |
|-------|------------------|-----|-----|-----|-----|-------|-----|----|---|---|-----|
| 11-9 | Lamar | 18 | 2-4 | 0-0 | 0-2 | 0-1-1 | 2 | 0 | 0 | 1 | 4 |
| 11-16 | Princeton | 10 | 1-2 | 0-0 | 0-1 | 0-2-2 | 1 | 0 | 0 | 0 | 2 |
| 11-19 | Vanderbilt | 16 | 1-3 | 0-1 | 0-2 | 0-3-3 | 0 | 0 | 0 | 2 | 2 |
| 11-23 | At Ball State | 9 | 1-3 | 0-0 | 0-0 | 1-1-2 | 0 | 0 | 0 | 0 | 2 |
| 11-28 | Washington State | 1 | 0-1 | 0-0 | 0-0 | 1-0-1 | 0 | 0 | 0 | 0 | 0 |
| 11-29 | Oklahoma State | 1 | 0-0 | 0-0 | 0-0 | 0-0-0 | 0 | 0 | 0 | 0 | 0 |
| 12-1 | LSU | DNP | | | | | | | | | |
| 12-7 | North Dakota | 5 | 0-0 | 0-0 | 4-4 | 0-1-1 | 0 | 3 | 1 | 1 | 4 |
| 12-9 | Manchester | 13 | 2-4 | 0-0 | 0-0 | 0-0-0 | 2 | 0 | 0 | 0 | 4 |
| 12-14 | Purdue | DNP | | | | | | | | | |
| 12-21 | At Evansville | DNP | | | | | | | | | |
| 12-28 | NJIT | 1 | 0-0 | 0-0 | 0-0 | 0-0-0 | 0 | 0 | 0 | 0 | 0 |
| 12-31 | Villanova | DNP | | | | | | | | | |
| 1-4 | At Xavier | DNP | | | | | | | | | |
| 1-9 | DePaul | DNP | | | | | | | | | |
| 1-11 | Georgetown | DNP | | | | | | | | | |
| 1-14 | At Creighton | 4 | 1-2 | 0-0 | 1-2 | 0-0-0 | 0 | 0 | 0 | 0 | 3 |
| 1-18 | Marquette | DNP | | | | | | | | | |
| 1-21 | At Providence | DNP | | | | | | | | | |
| 1-25 | St. John's | DNP | | | | | | | | | |
| 1-29 | At Seton Hall | DNP | | | | | | | | | |
| 2-4 | At Marquette | DNP | | | | | | | | | |
| 2-8 | At Georgetown | DNP | | | | | | | | | |
| 2-11 | Xavier | 2 | 1-1 | 0-0 | 0-0 | 0-0-0 | 0 | 0 | 0 | 0 | 2 |
| 2-13 | Creighton | DNP | | | | | | | | | |
| 2-18 | At St. John's | 1 | 0-0 | 0-0 | 0-0 | 0-0-0 | 0 | 0 | 0 | 0 | 0 |
| 2-23 | Providence | DNP | | | | | | | | | |
| 2-26 | At Villanova | 4 | 1-2 | 0-0 | 0-0 | 0-2-2 | 0 | 0 | 0 | 0 | 2 |
| 3-6 | At DePaul | 2 | 0-1 | 0-0 | 0-0 | 0-0-0 | 0 | 0 | 0 | 0 | 0 |
| 3-8 | Seton Hall | DNP | | | | | | | | | |
| 3-12 | vs. Seton Hall | DNP | | | | | | | | | |

*Starter.

Personal: Business major...born 11/24/92...son of Ernest Morgan Jr.

| | G-GS | MIN | FGM-A | PCT | 3FM-A | PCT. | FTM-A | PCT | O/D | TOT | AVG. | PF-D | A | TO | B | S | PTS | AVG |
|---------|------|-----|-------|------|-------|------|-------|------|------|-----|------|------|---|----|---|---|-----|-----|
| 2012-13 | 18-0 | 56 | 4-11 | .364 | 1-3 | .333 | 5-10 | .500 | 3/4 | 7 | 0.4 | 9-0 | 1 | 4 | 0 | 2 | 14 | 0.8 |
| 2013-14 | 14-0 | 87 | 10-23 | .435 | 0-1 | .000 | 5-11 | .455 | 2/10 | 12 | 0.9 | 18-0 | 5 | 3 | 1 | 4 | 25 | 1.8 |
| Career | 32-0 | 143 | 14-34 | .412 | 1-4 | .250 | 10-21 | .476 | 5/14 | 19 | 0.6 | 27-0 | 6 | 7 | 1 | 6 | 39 | 1.2 |

2013-14 Bulldogs



#10 MICHAEL VOLOVIC
G, 5-9, 165, Fr.
Carmel, Ind./Carmel

Parents: Greg and Karen Volovic
Born: 7/22/94
Major: Business

Quick Hits:

- Earned a spot on Butler's roster as a walk-on.
- First team All-State guard in 2012-13.
- Named to the Indiana All-Star Team for the annual Indiana-Kentucky summer all-star series.
- Helped lead Carmel High School to back-to-back state championships.
- Received the Arthur L. Trester Mental Attitude Award at the 2013 Class 4-A state finals.
- Led Carmel to a 25-2 record in 2012-13, the best season in school history.

2013-14 Highlights:

Played in four games...scored two points in two minutes in Butler's season-opener...posted a career-high four points against Manchester...had two points at Villanova and three points at DePaul.

Background:

Three-year varsity letterwinner and two-year varsity starter at Carmel High School...helped lead Carmel to back-to-back Indiana 4A state championship in 2012 and 2013...received the Arthur L. Trester Mental Attitude Award at the 2013 state finals...led Carmel to a 25-2 record in 2012-13, the best season in school history...earned first team All-State honors as a senior...named to the Indiana All-Star Team for the 2013 Indiana-Kentucky summer all-star series...two-year All-Conference performer...two-year team captain...selected to play in the Hoosiers Reunion All-Star Classic...averaged 14.3 points and five assists, while shooting 46.3% from three-point range as a senior...averaged 11.1 points and 4.2 assists as a junior...posted a high game of 25 points against Cathedral as a senior...scored a team-high 19 points in the 2013 state championship game...dished out a career-high 10 assists against Hamilton Southeastern as a junior...starting point-guard on a 21-0 freshman team in his first year at Carmel...was a member of an unbeaten junior varsity squad before being moved up to the varsity as a sophomore...three-year Scholar Athlete and four-year honor roll student...has a twin brother, James, who also played on the teams at Carmel...High School Coach: Scott Heady.

Michael Volovic Career Highs

Points: 4 vs. Manchester, 12/9/13
Field Goals: 1 vs. Lamar, 11/9/13, vs. Manchester, 12/9/13; at Villanova, 2/26/14; at DePaul, 3/6/14
Field Goal Attempts: 3 vs. Manchester, 12/9/13
3-Point Field Goals: 1 at DePaul, 3/6/14
3-Point Field Goal Attempts: 2 vs. Manchester, 12/9/13
Free Throws: 2 vs. Manchester, 12/9/13
Free Throw Attempts: 3 vs. Manchester, 12/9/13
Rebounds: 2 vs. Manchester, 12/9/13
Assists: 1 vs. Manchester, 12/9/13
Steals: 0
Blocked Shots: 0
Minutes: 5 vs. Manchester, 12/9/13

2013-14 Michael Volovic Game-By-Game

| Date | Opponent | MIN | FG | 3PT | FT | O-D-T | AST | TO | B | S | PTS |
|-------|------------------|-----|-----|-----|-----|-------|-----|----|---|---|-----|
| 11-9 | Lamar | 2 | 1-1 | 0-0 | 0-0 | 0-0-0 | 0 | 0 | 0 | 0 | 2 |
| 11-16 | Princeton | DNP | | | | | | | | | |
| 11-19 | Vanderbilt | DNP | | | | | | | | | |
| 11-23 | At Ball State | DNP | | | | | | | | | |
| 11-28 | Washington State | DNP | | | | | | | | | |
| 11-29 | Oklahoma State | DNP | | | | | | | | | |
| 12-1 | LSU | DNP | | | | | | | | | |
| 12-7 | North Dakota | DNP | | | | | | | | | |
| 12-9 | Manchester | 5 | 1-3 | 0-2 | 2-3 | 0-2-2 | 1 | 0 | 0 | 0 | 4 |
| 12-14 | Purdue | DNP | | | | | | | | | |
| 12-21 | At Evansville | DNP | | | | | | | | | |
| 12-28 | NJIT | DNP | | | | | | | | | |
| 12-31 | Villanova | DNP | | | | | | | | | |
| 1-4 | At Xavier | DNP | | | | | | | | | |
| 1-9 | DePaul | DNP | | | | | | | | | |
| 1-11 | Georgetown | DNP | | | | | | | | | |
| 1-14 | At Creighton | DNP | | | | | | | | | |
| 1-18 | Marquette | DNP | | | | | | | | | |
| 1-21 | At Providence | DNP | | | | | | | | | |
| 1-25 | St. John's | DNP | | | | | | | | | |
| 1-29 | At Seton Hall | DNP | | | | | | | | | |
| 2-4 | At Marquette | DNP | | | | | | | | | |
| 2-8 | At Georgetown | DNP | | | | | | | | | |
| 2-11 | Xavier | DNP | | | | | | | | | |
| 2-13 | Creighton | DNP | | | | | | | | | |
| 2-18 | At St. John's | DNP | | | | | | | | | |
| 2-23 | Providence | DNP | | | | | | | | | |
| 2-26 | At Villanova | 1 | 1-1 | 0-0 | 0-0 | 0-0-0 | 0 | 0 | 0 | 0 | 2 |
| 3-6 | At DePaul | 2 | 1-1 | 1-1 | 0-0 | 0-0-0 | 0 | 0 | 0 | 0 | 3 |
| 3-8 | Seton Hall | DNP | | | | | | | | | |
| 3-12 | vs. Seton Hall | DNP | | | | | | | | | |

*Starter.

| | G-GS | MIN | FGM-A | PCT | 3FM-A | PCT. | FTM-A | PCT | O/D | TOT | AVG. | PF-D | A | TO | B | S | PTS | AVG |
|---------|------|-----|-------|------|-------|------|-------|------|-----|-----|------|------|---|----|---|---|-----|-----|
| 2013-14 | 4-0 | 10 | 4-6 | .667 | 1-3 | .333 | 2-3 | .667 | 0/2 | 2 | 0.5 | 1-0 | 1 | 0 | 0 | 0 | 11 | 2.8 |

2013-14 Bulldogs



#31 KAMERON WOODS
F, 6-9, 200, Jr.
Louisville, Ky./Eastern

Quick Hits:

- Leading rebounder in the BIG EAST in 2013-14.
- Butler's third-leading rebounder, sixth-leading scorer as a sophomore.
- Led the Bulldogs in blocked shots in his first two seasons.
- Named to the Kentucky All-Star Team for the annual Indiana-Kentucky All-Star series as a senior in high school.

school.

- Recorded high school team's first triple-double in more than eight seasons in 2009-10.

2013-14 Highlights:

Starter in 30 games (did not play at St. John's while serving a temporary suspension)...led Butler and the BIG EAST in rebounding...finished third on the team in scoring...posted a double-double with 11 points and 10 rebounds against Princeton...had 10 points, nine rebounds and career-highs of four assists and four blocked shots in a career-high 41 minutes against Vanderbilt...recorded second double-double with 12 points and 10 rebounds at Ball State...had a game-high 10 rebounds against Washington State...notched third double-double of the season with 12 points and 11 rebounds against LSU...had a perfect shooting night while scoring 11 points against Manchester...grabbed a game-high 12 rebounds against Purdue...pulled down 13 rebounds at Evansville and 12 against NJIT...recorded fourth double-double with career-highs of 17 points and 14 rebounds in a career-high 41 minutes against DePaul...grabbed a game-high 10 rebounds at Creighton...sparked the Bulldogs past Marquette in overtime with 16 points and a career-high 14 rebounds, including nine points and six rebounds in the extra period...had 11 points, 8 rebounds and 4 assists at Seton Hall...posted a career-high five assists at Marquette...led all players with 12 rebounds against Creighton...grabbed a game-high 10 rebounds against Providence at home...led both teams with nine rebounds against Seton Hall in Hinkle Fieldhouse...led all players with 12 rebounds and matched his career-high with four blocked shots against Seton Hall in the BIG EAST Tournament.

2012-13 Highlights:

Played in all 36 Butler games...led the Bulldogs in blocked shots...ranked third on the team in rebounding and sixth in scoring...recorded fourth career double-double with 10 points and a career-high 12 rebounds in Butler's victory over Evansville...came off the bench with a career-high 17 points to share Butler's scoring lead at Massachusetts...came off the bench with eight rebounds, four points and two blocked shots against Bucknell in his first NCAA Tournament game.

2011-12 Highlights:

Played in 36 games, including five as a starter...led the Bulldogs and ranked seventh in the Horizon League in blocked shots...fourth on the team in offensive rebounds...posted three double-doubles...recorded first collegiate double-double with 10 points and 11 rebounds in 14 minutes against Oakland City in first career start...posted second consecutive double-double with 10 points and 11 rebounds against Valparaiso.

High School: Two-year varsity starter at Eastern High School in Louisville, Kentucky...team captain as a senior...named high school team's Defensive Player of the Year in 2010-11...chosen first team All-District and first team All-Region as a senior...named to the Kentucky All-Star Team for the annual summer Indiana-Kentucky All-Star series...helped lead Eastern to a 33-3 campaign, a No. 1 state rank and a berth in the state semifinals in 2010-11...averaged a double-double (10.7 points, 10.7 rebounds) in three games at the state tournament...posted averages of 8.2 points and 8.7 rebounds in final

high school season...posted a high game of 17 points against Fern Creek in 2010-11...pulled down 18 rebounds in a game against Jeffersontown as a senior...had 10 assists in a game against St. Xavier as a junior...averaged 8.5 points, 7.5 rebounds and 3.6 blocked shots as a junior for 21-9 Eastern...recorded Eastern's first triple-double in more than eight seasons with 15 points, 12 rebounds and 10 blocked shots against Fern Creek...picked up 13 Division I scholarship offers after a summer of playing with the BA Hoyas 17s following his junior season...father, Kevin, was a three-year starter at Tennessee and former teammate of Muggsy Bogues, Reggie Williams, David Wingate and the late Reggie Lewis at Baltimore Dunbar High School...High School Coach: Jason Couch.

Personal: Communications major...born 4/22/93...Son of Kevin Woods, Rhonda Clark.

Kameron Woods Career Highs

- Points:** 17 at Massachusetts, 3/7/13; vs. DePaul, 1/9/14
- Field Goals:** 7 at Massachusetts, 3/7/13; vs. DePaul, 1/9/14
- Field Goal Attempts:** 11 at Massachusetts, 3/7/13
- 3-Point Field Goals:** 2 vs. Oakland City, 11/29/11; vs. Purdue, 12/17/11; vs. Cleveland State, 1/13/12
- 3-Point Field Goal Attempts:** 6 at Loyola, 1/21/12
- Free Throws:** 8 vs. Marquette, 1/18/14
- Free Throw Attempts:** 12 vs. Marquette, 1/18/14
- Rebounds:** 14 vs. DePaul, 1/9/14; vs. Marquette, 1/18/14
- Assists:** 5 at Marquette, 2/4/14
- Steals:** 4 vs. Purdue, 12/14/13
- Blocked Shots:** 4 vs. Wright State, 2/28/12; vs. Vanderbilt, 11/19/13; vs. Seton Hall, 3/12/14
- Minutes:** 41 vs. Vanderbilt, 11/19/13; vs. DePaul, 1/9/14; vs. Marquette, 1/18/14

2013-14 Kameron Woods Game-By-Game

| Date | Opponent | MIN | FG | 3PT | FT | O-D-T | AST | TO | B | S | PTS |
|-------|-------------------|-----|------|-----|------|---------|-----|----|---|---|-----|
| 11-9 | Lamar* | 28 | 5-6 | 0-0 | 1-2 | 2-5-7 | 2 | 1 | 2 | 2 | 11 |
| 11-16 | Princeton* | 25 | 4-6 | 0-0 | 3-5 | 3-7-10 | 0 | 2 | 1 | 0 | 11 |
| 11-19 | Vanderbilt* | 41 | 3-6 | 0-0 | 4-6 | 2-7-9 | 4 | 2 | 4 | 1 | 10 |
| 11-23 | At Ball State* | 31 | 4-9 | 0-0 | 4-6 | 4-6-10 | 1 | 3 | 1 | 2 | 12 |
| 11-28 | Washington State* | 36 | 3-9 | 0-0 | 1-3 | 2-8-10 | 2 | 0 | 0 | 1 | 7 |
| 11-29 | Oklahoma State* | 37 | 4-10 | 0-0 | 4-4 | 4-5-9 | 2 | 1 | 2 | 0 | 12 |
| 12-1 | LSU* | 38 | 4-6 | 0-0 | 4-4 | 2-9-11 | 2 | 5 | 0 | 1 | 12 |
| 12-7 | North Dakota* | 29 | 3-5 | 0-0 | 1-6 | 1-8-9 | 1 | 1 | 0 | 1 | 7 |
| 12-9 | Manchester* | 21 | 5-5 | 0-0 | 1-1 | 1-4-5 | 2 | 1 | 2 | 2 | 11 |
| 12-14 | Purdue* | 37 | 2-5 | 0-0 | 1-4 | 4-8-12 | 2 | 3 | 0 | 4 | 5 |
| 12-21 | At Evansville* | 33 | 2-5 | 0-0 | 4-7 | 3-10-13 | 1 | 3 | 2 | 1 | 8 |
| 12-28 | NJIT* | 35 | 2-4 | 0-0 | 5-8 | 3-9-12 | 3 | 1 | 3 | 0 | 9 |
| 12-31 | Villanova* | 35 | 2-4 | 0-0 | 2-2 | 1-6-7 | 1 | 5 | 0 | 0 | 6 |
| 1-4 | At Xavier* | 37 | 4-7 | 0-0 | 0-0 | 1-6-7 | 2 | 4 | 2 | 1 | 8 |
| 1-9 | DePaul* | 41 | 7-8 | 0-0 | 3-4 | 3-11-14 | 2 | 4 | 0 | 2 | 17 |
| 1-11 | Georgetown* | 35 | 0-6 | 0-0 | 2-2 | 1-9-10 | 4 | 3 | 0 | 0 | 2 |
| 1-14 | At Creighton* | 31 | 0-9 | 0-0 | 0-0 | 2-8-10 | 3 | 1 | 0 | 0 | 0 |
| 1-18 | Marquette* | 41 | 4-7 | 0-0 | 8-12 | 2-12-14 | 2 | 4 | 2 | 0 | 16 |
| 1-21 | At Providence* | 28 | 2-5 | 0-0 | 2-4 | 1-2-3 | 1 | 2 | 1 | 0 | 6 |
| 1-25 | St. John's* | 32 | 2-4 | 0-0 | 3-4 | 3-4-7 | 0 | 0 | 1 | 1 | 7 |
| 1-29 | At Seton Hall* | 37 | 4-8 | 0-0 | 3-4 | 0-8-8 | 4 | 4 | 1 | 2 | 11 |
| 2-4 | At Marquette* | 36 | 1-4 | 0-0 | 3-4 | 2-5-7 | 5 | 3 | 0 | 0 | 5 |
| 2-8 | At Georgetown* | 33 | 1-5 | 0-0 | 1-1 | 1-4-5 | 2 | 2 | 0 | 0 | 3 |
| 2-11 | Xavier* | 28 | 0-3 | 0-0 | 1-2 | 1-5-6 | 0 | 2 | 1 | 0 | 1 |
| 2-13 | Creighton* | 34 | 1-8 | 0-0 | 0-0 | 3-9-12 | 2 | 1 | 0 | 1 | 2 |
| 2-18 | At St. John's | DNP | | | | | | | | | |
| 2-23 | Providence* | 36 | 3-7 | 0-0 | 2-2 | 3-7-10 | 1 | 2 | 0 | 1 | 8 |
| 2-26 | At Villanova* | 34 | 2-5 | 0-0 | 2-2 | 2-4-6 | 3 | 3 | 0 | 0 | 6 |
| 3-6 | At DePaul* | 26 | 1-1 | 0-0 | 2-2 | 3-3-6 | 2 | 0 | 0 | 2 | 4 |
| 3-8 | Seton Hall* | 35 | 0-2 | 0-0 | 1-3 | 0-9-9 | 1 | 2 | 2 | 1 | 1 |
| 3-12 | vs. Seton Hall* | 33 | 2-3 | 0-0 | 3-4 | 1-11-12 | 2 | 2 | 4 | 1 | 7 |

*Starter.

| | G-GS | MIN | FGM-A | PCT | 3FM-A | PCT. | FTM-A | PCT | O/D | TOT | AVG. | PF-D | A | TO | B | S | PTS | AVG |
|---------|--------|------|---------|------|-------|------|---------|------|---------|-----|------|-------|-----|-----|----|----|-----|-----|
| 2011-12 | 36-5 | 634 | 57-154 | .370 | 11-61 | .180 | 26-43 | .605 | 62/111 | 173 | 4.8 | 74-4 | 20 | 38 | 39 | 16 | 151 | 4.2 |
| 2012-13 | 36-0 | 613 | 64-117 | .547 | 1-4 | .250 | 34-52 | .654 | 48/128 | 176 | 4.9 | 64-0 | 28 | 39 | 24 | 21 | 163 | 4.5 |
| 2013-14 | 30-30 | 1003 | 77-172 | .448 | 0-0 | .000 | 71-108 | .657 | 61/209 | 270 | 9.0 | 60-1 | 61 | 70 | 30 | 26 | 225 | 7.5 |
| Career | 102-35 | 2250 | 198-440 | .450 | 12-65 | .185 | 131-203 | .645 | 171/458 | 619 | 6.1 | 198-5 | 109 | 147 | 93 | 63 | 539 | 5.3 |

2013-14 BUTLER MEN'S BASKETBALL STATISTICS

(Record: 14-17; Home 8-7, Away 4-7, Neutral 2-3)

| PLAYER | G-GS | MIN | Total | | 3-Point | | FTM-A | | PCT. | | Rebounds | | | PF-D | A | TO | B | S | PTS | AVG. |
|------------------|-------|------|----------|-------|---------|-------|---------|-------|---------|------|----------|--------|-----|------|-----|-----|------|------|-----|------|
| | | | FGM-A | PCT. | FGM-A | PCT. | FTM-A | PCT. | O/D | TOT | AVG. | | | | | | | | | |
| Kellen Dunham | 31-31 | 1119 | 164-420 | .390 | 78-220 | .355 | 102-127 | .803 | 13/110 | 123 | 4.0 | 46-0 | 52 | 66 | 8 | 21 | 508 | 16.4 | | |
| Khyle Marshall | 31-31 | 897 | 196-368 | .533 | 1-10 | .100 | 70-153 | .458 | 78/72 | 150 | 4.8 | 73-1 | 16 | 34 | 14 | 22 | 463 | 14.9 | | |
| Kameron Woods | 30-30 | 1003 | 77-172 | .448 | 0-0 | .000 | 71-108 | .657 | 61/209 | 270 | 9.0 | 60-1 | 61 | 70 | 30 | 26 | 225 | 7.5 | | |
| Elijah Brown | 30-1 | 563 | 66-196 | .337 | 30-108 | .278 | 41-48 | .854 | 3/63 | 66 | 2.2 | 45-0 | 36 | 38 | 3 | 12 | 203 | 6.8 | | |
| Alex Barlow | 31-31 | 1019 | 70-190 | .368 | 38-101 | .376 | 27-35 | .771 | 21/95 | 116 | 3.7 | 101-5 | 110 | 36 | 8 | 61 | 205 | 6.6 | | |
| Andrew Chrabascz | 31-10 | 591 | 64-122 | .525 | 5-11 | .455 | 61-80 | .763 | 54/38 | 92 | 3.0 | 70-1 | 33 | 21 | 6 | 18 | 194 | 6.3 | | |
| Erik Fromm | 31-21 | 665 | 59-156 | .378 | 18-71 | .254 | 35-57 | .614 | 48/57 | 105 | 3.4 | 64-2 | 12 | 26 | 15 | 13 | 171 | 5.5 | | |
| Rene Castro# | 12-0 | 105 | 15-32 | .469 | 3-9 | .333 | 7-13 | .538 | 2/5 | 7 | 0.6 | 7-0 | 4 | 4 | 0 | 5 | 40 | 3.3 | | |
| Michael Volovic | 4-0 | 10 | 4-6 | .667 | 1-3 | .333 | 2-3 | .667 | 0/2 | 2 | 0.5 | 1-0 | 1 | 0 | 0 | 0 | 11 | 2.8 | | |
| Steven Bennett | 3-0 | 8 | 2-2 | 1.000 | 2-2 | 1.000 | 0-0 | .000 | 1/1 | 2 | 0.7 | 1-0 | 0 | 0 | 0 | 0 | 6 | 2.0 | | |
| Nolan Berry | 18-0 | 90 | 13-26 | .500 | 1-10 | .100 | 7-7 | 1.000 | 6/17 | 23 | 1.3 | 14-0 | 2 | 4 | 3 | 1 | 34 | 1.9 | | |
| Devontae Morgan | 14-0 | 87 | 10-23 | .435 | 0-1 | .000 | 5-11 | .455 | 2/10 | 12 | 0.9 | 18-0 | 5 | 3 | 1 | 4 | 25 | 1.8 | | |
| Jackson Aldridge | 25-0 | 198 | 15-44 | .341 | 6-20 | .300 | 4-12 | .333 | 3/10 | 13 | 0.5 | 21-0 | 12 | 6 | 0 | 3 | 40 | 1.6 | | |
| Elliott Kampen | 6-0 | 20 | 0-1 | .000 | 0-1 | .000 | 0-0 | .000 | 0/2 | 2 | 0.3 | 2-0 | 1 | 1 | 0 | 0 | 0 | 0.0 | | |
| Team | | | | | | | | | 48/41 | 89 | | | | | 1 | | | | | |
| BUTLER | 31 | 6375 | 755-1758 | .429 | 183-567 | .323 | 432-654 | .661 | 340/732 | 1072 | 34.6 | 523-10 | 345 | 310 | 88 | 186 | 2125 | 68.5 | | |
| OPPONENTS | 31 | 6375 | 767-1714 | .447 | 163-529 | .308 | 367-531 | .691 | 290/767 | 1057 | 34.1 | 580-16 | 380 | 365 | 111 | 169 | 2064 | 66.6 | | |

DEADBALL REBOUNDS: BU 124, OPP. 82

| BUTLER SCORING BY PERIODS | 1st Half | 2nd Half | OT | 2OT | Total |
|---------------------------|----------|----------|----|-----|-------|
| Butler | 976 | 1072 | 70 | 7 | 2125 |
| Opponents | 973 | 1021 | 58 | 12 | 2064 |

BIG EAST CONFERENCE GAMES

(Record: 4-14; Home 2-7, Away 2-7, Neutral 0-0)

| PLAYER | G-GS | MIN | Total | | 3-Point | | FTM-A | | PCT. | | Rebounds | | | PF-D | A | TO | B | S | PTS | AVG. |
|------------------|-------|------|---------|-------|---------|-------|---------|-------|---------|-----|----------|-------|-----|------|----|----|------|------|-----|------|
| | | | FGM-A | PCT. | FGM-A | PCT. | FTM-A | PCT. | O/D | TOT | AVG. | | | | | | | | | |
| Kellen Dunham | 18-18 | 653 | 94-248 | .379 | 44-139 | .317 | 55-67 | .821 | 7/62 | 69 | 3.8 | 32-0 | 27 | 38 | 4 | 8 | 287 | 15.9 | | |
| Khyle Marshall | 18-18 | 520 | 101-207 | .488 | 1-5 | .200 | 34-84 | .405 | 34/29 | 63 | 3.5 | 48-1 | 7 | 19 | 6 | 11 | 237 | 13.2 | | |
| Andrew Chrabascz | 18-9 | 410 | 51-94 | .543 | 5-10 | .500 | 50-66 | .758 | 31/21 | 52 | 2.9 | 45-1 | 28 | 17 | 3 | 13 | 157 | 8.7 | | |
| Elijah Brown | 18-1 | 359 | 40-121 | .331 | 19-68 | .279 | 27-31 | .871 | 2/37 | 39 | 2.2 | 25-0 | 21 | 22 | 0 | 10 | 126 | 7.0 | | |
| Alex Barlow | 18-18 | 650 | 42-118 | .356 | 25-65 | .385 | 15-19 | .789 | 15/58 | 73 | 4.1 | 59-3 | 66 | 20 | 3 | 34 | 124 | 6.9 | | |
| Kameron Woods | 17-17 | 579 | 34-93 | .366 | 0-0 | .000 | 35-48 | .729 | 29/112 | 141 | 8.3 | 37-1 | 37 | 45 | 9 | 10 | 103 | 6.1 | | |
| Erik Fromm | 18-9 | 364 | 30-72 | .417 | 8-30 | .267 | 18-34 | .529 | 29/26 | 55 | 3.1 | 31-0 | 7 | 11 | 6 | 7 | 86 | 4.8 | | |
| Michael Volovic | 2-0 | 3 | 2-2 | 1.000 | 1-1 | 1.000 | 0-0 | .000 | 0/0 | 0 | 0.0 | 1-0 | 0 | 0 | 0 | 0 | 5 | 2.5 | | |
| Nolan Berry | 9-0 | 47 | 6-13 | .462 | 1-6 | .167 | 5-5 | 1.000 | 3/8 | 11 | 1.2 | 10-0 | 0 | 1 | 2 | 1 | 18 | 2.0 | | |
| Steven Bennett | 2-0 | 3 | 1-1 | 1.000 | 1-1 | 1.000 | 0-0 | .000 | 1/1 | 2 | 1.0 | 0-0 | 0 | 0 | 0 | 0 | 3 | 1.5 | | |
| Rene Castro# | 4-0 | 40 | 1-6 | .167 | 0-2 | .000 | 4-6 | .667 | 1/2 | 3 | 0.8 | 3-0 | 1 | 2 | 0 | 1 | 6 | 1.5 | | |
| Devontae Morgan | 5-0 | 13 | 3-6 | .500 | 0-0 | .000 | 1-2 | .500 | 0/2 | 2 | 0.4 | 0-0 | 0 | 0 | 0 | 0 | 7 | 1.4 | | |
| Jackson Aldridge | 13-0 | 73 | 5-16 | .313 | 0-7 | .000 | 3-6 | .500 | 1/2 | 3 | 0.2 | 11-0 | 5 | 2 | 0 | 1 | 13 | 1.0 | | |
| Elliott Kampen | 4-0 | 11 | 0-1 | .000 | 0-1 | .000 | 0-0 | .000 | 0/1 | 1 | 0.3 | 1-0 | 1 | 0 | 0 | 0 | 0 | 0.0 | | |
| Team | | | | | | | | | 33/28 | 61 | | | | | | | | | | |
| BUTLER | 18 | 3725 | 410-998 | .411 | 105-335 | .313 | 247-368 | .671 | 186/389 | 575 | 31.9 | 303-6 | 200 | 177 | 33 | 96 | 1172 | 65.1 | | |
| OPPONENTS | 18 | 3725 | 468-991 | .472 | 98-303 | .323 | 229-316 | .725 | 174/459 | 633 | 35.2 | 324-7 | 242 | 200 | 69 | 98 | 1263 | 70.2 | | |

DEADBALL REBOUNDS: BU 65, OPP. 46

| BUTLER SCORING BY PERIODS | 1st Half | 2nd Half | OT | 2OT | Total |
|---------------------------|----------|----------|----|-----|-------|
| Butler | 554 | 563 | 48 | 7 | 1172 |
| Opponents | 604 | 605 | 42 | 12 | 1263 |

#--No longer on team.

2013-14 BUTLER GAME-BY-GAME RESULTS

| DATE | W/L | OPPONENT | BU | OPP. | ATTD. | BUTLER SCORING LEADER | BUTLER REBOUND LEADER |
|-------|-----|--------------------|----------|------|--------|----------------------------------|------------------------------------|
| N. 9 | W | LAMAR | 89 | 58 | 9,617 | 19-Khyle Marshall | 13-Khyle Marshall |
| N. 16 | W | PRINCETON | 70 | 67 | 7,471 | 26-Kellen Dunham | 10-Kameron Woods |
| N. 19 | W | VANDERBILT | (OT) 85 | 77 | 6,617 | 26-Khyle Marshall | 9-Kameron Woods |
| N. 23 | W | At Ball State | 58 | 59 | 6,015 | 14-Khyle Marshall | 10-Kameron Woods |
| N. 28 | W | Washington State% | 76 | 69 | 4,255 | 32-Kellen Dunham | 10-Kameron Woods |
| N. 29 | L | #5 Oklahoma State% | 67 | 69 | 4,182 | 15-Elijah Brown | 9-Kameron Woods |
| D. 1 | L | LSU% | (OT) 68 | 70 | 2,016 | 20-Kellen Dunham | 11-Kameron Woods |
| D. 7 | W | NORTH DAKOTA | 79 | 64 | 6,355 | 29-Kellen Dunham | 9-Kameron Woods |
| D. 9 | W | MANCHESTER | 100 | 41 | 5,931 | 15-Kellen Dunham | 7-Erik Fromm |
| D. 14 | W | Purdue# | 76 | 70 | 18,165 | 25-Kellen Dunham | 12-Kameron Woods |
| D. 21 | W | At Evansville | 68 | 59 | 7,035 | 16-Alex Barlow | 13-Kameron Woods |
| D. 28 | W | NJIT | 66 | 48 | 6,504 | 21-Khyle Marshall | 12-Kameron Woods |
| D. 31 | L | #11 VILLANOVA* | (OT) 73 | 76 | 9,318 | 22-Kellen Dunham | 9-Alex Barlow |
| J. 4 | L | At Xavier* | 68 | 79 | 10,250 | 14-Khyle Marshall | 7-Kameron Woods |
| J. 9 | L | DePAUL* | (2OT) 94 | 99 | 6,163 | 30-Kellen Dunham | 14-Kameron Woods |
| J. 11 | L | GEORGETOWN* | (OT) 67 | 70 | 9,640 | 21-Kellen Dunham | 10-Kameron Woods |
| J. 14 | L | At #20 Creighton* | 60 | 88 | 17,602 | 12-Kellen Dunham | 10-Kameron Woods |
| J. 18 | W | MARQUETTE* | (OT) 69 | 57 | 10,000 | 18-Kellen Dunham, Khyle Marshall | 14-Kameron Woods |
| J. 21 | L | At Providence* | 56 | 65 | 2,022 | 17-Kellen Dunham | 6-Kellen Dunham |
| J. 25 | L | ST. JOHN'S* | 52 | 69 | 10,000 | 16-Khyle Marshall | 7-Kameron Woods |
| J. 29 | W | At Seton Hall* | 64 | 57 | 5,826 | 13-Khyle Marshall | 8-Kameron Woods, Alex Barlow |
| F. 4 | L | At Marquette* | 62 | 69 | 14,479 | 16-Kellen Dunham | 7-Kellen Dunham, Kameron Woods |
| F. 8 | L | At Georgetown* | 63 | 71 | 13,011 | 24-Andrew Chrabascz | 6-Kellen Dunham |
| F. 11 | L | XAVIER* | 50 | 64 | 6,868 | 14-Elijah Brown | 6-Kameron Woods |
| F. 13 | L | CREIGHTON* | 63 | 68 | 7,805 | 16-Kellen Dunham | 12-Kameron Woods |
| F. 18 | L | At St. John's* | 52 | 77 | 7,002 | 16-Khyle Marshall | 7-Khyle Marshall, Andrew Chrabascz |
| F. 23 | L | PROVIDENCE* | 81 | 87 | 6,857 | 25-Kellen Dunham | 10-Kameron Woods |
| F. 26 | L | At Villanova* | 48 | 67 | 6,500 | 12-Kellen Dunham | 7-Kellen Dunham |
| M. 6 | W | At DePaul* | 79 | 46 | 6,206 | 19-Alex Barlow | 9-Kellen Dunham |
| M. 8 | W | SETON HALL* | 71 | 54 | 7,670 | 29-Kellen Dunham | 9-Kameron Woods |
| M. 12 | L | Seton Hall** | 50 | 51 | | 22-Khyle Marshall | 12-Kameron Woods |

%--Old Spice Classic, HP Field House, Orlando, Fla.

#--Close The Gap Crossroads Classic, BankersLife Fieldhouse, Indianapolis, Ind..

*--BIG EAST Conference game. **--BIG EAST Conference Tournament, Madison Square Garden, New York, N.Y.

2013-14 BULLDOG PERFORMANCE CHECK

| | Overall | Home | Away | Neutral |
|---|---------|------|------|---------|
| 2013-14 Record | 14-17 | 8-7 | 4-7 | 2-3 |
| BIG EAST Conference Record | 4-14 | 2-7 | 2-7 | 0-0 |
| Overtime Games | 2-4 | 2-3 | 0-0 | 0-1 |
| Record when leading at halftime | 11-5 | 7-1 | 2-3 | 2-1 |
| Record when trailing at halftime | 3-12 | 1-6 | 2-4 | 0-2 |
| Record when tied at halftime | 0-0 | 0-0 | 0-0 | 0-0 |
| Record when shooting 50% or better from the field | 4-0 | 4-0 | 0-0 | 0-0 |
| Record when shooting less than 50% from the field | 10-17 | 4-7 | 4-7 | 2-3 |
| Record when opponent shoots 50% or better from the field | 1-9 | 0-6 | 0-2 | 1-1 |
| Record when opponent shoots less than 50% from the field | 13-8 | 8-1 | 4-5 | 1-2 |
| Record when scoring more 3-point field goals than opponent | 10-7 | 6-3 | 2-2 | 2-2 |
| Record when scoring fewer 3-point field goals than opponent | 2-9 | 1-4 | 1-4 | 0-1 |
| Record when hitting more free throws than opponent | 12-8 | 6-3 | 4-2 | 2-3 |
| Record when hitting fewer free throws than opponent | 2-8 | 2-4 | 0-4 | 0-0 |
| Record when out-rebounding opponent | 8-5 | 5-3 | 3-1 | 0-1 |
| Record when being out-rebounded | 6-12 | 3-4 | 1-6 | 2-2 |
| Record when committing fewer turnovers than opponent | 10-12 | 6-7 | 2-3 | 2-2 |
| Record when committing more turnovers than opponent | 4-5 | 2-0 | 2-4 | 0-1 |
| Record in day games (Before 6 p.m.) | 6-5 | 3-1 | 2-2 | 1-2 |
| Record in night games (After 6 p.m.) | 8-12 | 5-6 | 2-5 | 1-1 |

2013-14 BUTLER HIGHS/LOWS

BUTLER INDIVIDUAL SEASON HIGHS

| | | |
|-------------------|-------|--|
| PTS | 32 | Kellen Dunham vs. Washington State, 11/28/13 |
| FG | 12 | Khyle Marshall vs. Washington State, 11/28/13 |
| FGA | 25 | Kellen Dunham vs. DePaul, 1/9/14 |
| FG% (5 made) | 1.000 | Kameron Woods (5-5) vs. Manchester, 12/9/13 |
| 3-PT FGs | 7 | Kellen Dunham vs. Seton Hall, 3/8/14 |
| 3-PT FGA | 14 | Kellen Dunham vs. DePaul, 1/9/14 |
| 3-PT FG% (3 made) | 1.000 | Kellen Dunham (7-7) vs. Seton Hall, 3/8/14 |
| FT | 8 | Kellen Dunham vs. Princeton, 11/16/13 Kellen Dunham vs. Washington State, 11/28/13 Kellen Dunham vs. Georgetown, 1/11/14 Kameron Woods vs. Marquette, 1/18/14 |
| FTA | 12 | Khyle Marshall vs. LSU, 12/1/13 Kameron Woods vs. Marquette, 1/18/14 |
| FT% (5 made) | 1.000 | Kellen Dunham (8-8) vs. Georgetown, 1/11/14 |
| REB | 14 | Kameron Woods vs. DePaul, 1/9/14 Kameron Woods vs. Marquette, 1/18/14 |
| AST | 8 | Alex Barlow vs. Providence, 2/23/14 |
| STL | 5 | Alex Barlow vs. Purdue, 12/14/13; at DePaul, 3/6/14 |
| BLK | 4 | Kameron Woods vs. Vanderbilt, 11/19/13 Erik Fromm vs. Purdue, 12/14/13 Kameron Woods vs. Seton Hall, 3/12/14 |

OPPONENT INDIVIDUAL SEASON HIGHS

| | | |
|-------------------|-------|---|
| PTS | 30 | Cleveland Melvin, DePaul, 1/9/14 |
| FG | 11 | Doug McDermott, Creighton, 1/14/14 & 2/13/14 Ja'Karr Sampson, St. John's, 2/18/14 |
| FGA | 21 | Eric McClellan, Vanderbilt, 11/19/13 D. J. Balentine, Evansville, 12/21/13 |
| FG% (5 made) | .857 | Eugene Teague (6-7), Seton Hall, 1/29/14 |
| 3-PT FGs | 5 | Bryce Cotton, Providence, 2/23/14 |
| 3-PT FGA | 10 | Damon Lynn, NJIT, 12/28/13 |
| 3-PT FG% (3 made) | 1.000 | Tommy Hamilton (3-3), DePaul, 1/9/14 |
| FT | 11 | Eric McClellan, Vanderbilt, 11/19/13 Darrun Hilliard, Villanova, 12/31/13 |
| FTA | 16 | Eric McClellan, Vanderbilt, 11/19/13 |
| FT% (5 made) | 1.000 | DaVonte Lacy (8-8), Washington State, 11/28/13 Billy Garrett (8-8), DePaul, 1/9/14 D'Vauntes Smith-Rivera, Georgetown, 2/8/14 |
| REB | 17 | Kadeem Batts, Providence, 1/21/14 |
| AST | 9 | Dee Davis, Xavier, 2/11/14 |
| STL | 6 | Fuquan Edwin, Seton Hall, 1/29/14 |
| BLK | 5 | Brandon Mobley, Seton Hall, 1/29/14 |

BUTLER TEAM HIGHS/LOWS

| HIGHS | | |
|--------------------|------|--|
| PTS | 100 | vs. Manchester, 12/9/13 |
| FG | 38 | vs. Lamar, 11/9/13; vs. Manchester, 12/9/13 |
| FGA | 71 | vs. DePaul, 1/9/14 |
| FG% | .633 | (38-60) vs. Manchester, 12/9/13 |
| 3-PT FGs | 12 | vs. Manchester, 12/9/13 |
| 3-PT FGA | 27 | at DePaul, 3/6/14 |
| 3-PT FG% (10 att.) | .611 | (11-18) vs. Seton Hall, 3/8/14 |
| FT | 25 | vs. Georgetown, 1/11/14 |
| FTA | 33 | vs. Georgetown, 1/11/14 |
| FT% (10 att.) | .895 | (17-19) vs. Villanova, 12/31/13 |
| REB | 49 | at Evansville, 12/21/13 |
| AST | 17 | vs. Manchester, 12/9/13 |
| STL | 11 | vs. Purdue, 12/14/13 |
| BLK | 10 | vs. Manchester, 12/9/13 |
| TO | 20 | at Marquette, 2/4/14 |
| PF | 29 | vs. DePaul, 1/9/14 |
| LOWS | | |
| PTS | 48 | at Villanova, 2/26/14 |
| FG | 15 | at Villanova, 2/26/14 |
| FGA | 43 | vs. St. John's, 1/25/14 |
| FG% | .306 | (15-49) at Villanova, 2/26/14 |
| 3-PT FGs | 1 | vs. St. John's, 1/25/14 |
| 3-PT FGA | 8 | vs. St. John's, 1/25/14 |
| 3-PT FG% (10 att.) | .095 | (2-21) vs. Georgetown, 1/11/14 |
| FT | 5 | at Creighton, 1/14/14 |
| FTA | 9 | at Creighton, 1/14/14 |
| FT% (10 att.) | .462 | (6-13) vs. Seton Hall, 3/12/14 |
| REB | 21 | vs. St. John's, 1/25/14 |
| AST | 7 | vs. Oklahoma State, 11/29/13 vs. St. John's, 1/25/14 |
| STL | 2 | at Creighton, 1/14/14; at Georgetown, 2/8/14 |
| BLK | 0 | at Creighton, 1/14/14; vs. Creighton, 2/13/14; vs. Providence, 2/13/14; at Villanova, 2/26/14 |
| TO | 3 | at Creighton, 1/14/14 |
| PF | 8 | vs. Xavier, 2/11/14 |

OPPONENT TEAM HIGHS/LOWS

| HIGHS | | |
|--------------------|------|--|
| PTS | 99 | vs. DePaul, 1/9/14 |
| FG | 35 | at Creighton, 1/14/14 |
| FGA | 65 | vs. North Dakota, 12/7/13; vs. Marquette, 1/18/14 |
| FG% | .667 | (28-42) vs. Providence, 2/23/14 |
| 3-PT FGs | 13 | vs. Providence, 2/23/14 |
| 3-PT FGA | 29 | at Villanova, 2/26/14 |
| 3-PT FG% (10 att.) | .650 | (13-20) vs. Providence, 2/23/14 |
| FT | 27 | vs. DePaul, 1/9/14 |
| FTA | 38 | vs. DePaul, 1/9/14 |
| FT% (10 att.) | .875 | (14-16) at Providence, 1/21/14 |
| REB | 52 | at St. John's, 2/18/14 |
| AST | 20 | vs. Providence, 2/23/14 |
| STL | 11 | vs. North Dakota, 12/7/13; at Marquette, 2/4/14 |
| BLK | 8 | at Seton Hall, 1/29/14 |
| TO | 19 | vs. Vanderbilt, 11/19/13 |
| PF | 31 | vs. Vanderbilt, 11/19/13 |
| LOWS | | |
| PTS | 41 | vs. Manchester, 12/9/13 |
| FG | 14 | vs. Manchester, 12/9/13 |
| FGA | 39 | vs. Princeton, 11/16/13 |
| FG% | .264 | (14-53) vs. Manchester, 12/9/13 |
| 3-PT FGs | 1 | at Georgetown, 2/8/14; at DePaul, 3/6/14 |
| 3-PT FGA | 10 | vs. Lamar, 11/9/13 |
| 3-PT FG% (10 att.) | .056 | (1-18) at DePaul, 3/6/14 |
| FT | 4 | vs. St. John's, 1/25/14; at Seton Hall, 1/29/14; vs. Xavier, 2/11/14; vs. Seton Hall, 3/12/14 |
| FTA | 5 | vs. St. John's, 1/25/14 |
| FT% (10 att.) | .500 | (8-16) vs. Georgetown, 1/11/14; (4-8) at Seton Hall, 1/29/14 |
| REB | 20 | vs. Providence, 2/23/14 |
| AST | 5 | at DePaul, 3/6/14 |
| STL | 1 | vs. Washington State, 11/23/13 at Creighton, 1/14/14 |
| BLK | 0 | vs. Xavier, 2/11/14; vs. Creighton, 2/13/14; at Villanova, 2/26/14; vs. Seton Hall, 3/12/14 |
| TO | 4 | at Creighton, 1/14/14 |
| PF | 10 | vs. Xavier, 2/11/14 |

2013-14 BUTLER GAME-BY-GAME SCORING/REBOUNDING/ASSISTS

| OPPONENT | Aldridge | Barlow | Bennett | Berry | Brown | Castro | Chrabascz | Dunham | Fromm | Kampen | Marshall | Morgan | Volovic | Woods |
|------------------|----------|--------|---------|-------|--------|--------|-----------|--------|--------|--------|----------|--------|---------|---------|
| LAMAR | 9-2-2 | 2-1-3 | DNP | 4-3-1 | 5-2-0 | 6-1-0 | 4-2-0 | 13-3-2 | 10-2-0 | 0-1-0 | 19-13-0 | 4-1-2 | 2-0-0 | 11-7-2 |
| PRINCETON | 0-0-1 | 4-2-5 | DNP | DNP | 13-3-1 | 0-0-0 | 0-0-0 | 26-6-2 | 10-2-0 | DNP | 4-4-0 | 2-2-1 | DNP | 11-10-0 |
| VANDERBILT | 7-1-0 | 5-4-3 | DNP | 0-0-0 | 4-2-1 | 4-1-0 | 7-2-0 | 16-2-2 | 4-4-1 | DNP | 26-5-1 | 2-3-0 | DNP | 10-9-4 |
| At Ball State | 0-0-1 | 10-2-2 | DNP | 0-1-0 | 13-1-2 | DNP | 0-6-1 | 8-3-3 | 0-3-1 | DNP | 14-9-2 | 2-2-0 | DNP | 12-10-1 |
| Washington State | 0-2-1 | 3-1-3 | DNP | 0-0-0 | 0-2-1 | 0-0-0 | 2-1-0 | 32-4-1 | 2-1-0 | DNP | 30-5-1 | 0-1-0 | DNP | 7-10-2 |
| Oklahoma State | 0-1-0 | 12-4-3 | DNP | 0-0-0 | 15-3-1 | DNP | 4-4-0 | 9-4-1 | 7-3-0 | DNP | 8-5-0 | 0-0-0 | DNP | 12-9-2 |
| LSU | 0-0-1 | 9-10-4 | DNP | 0-0-0 | DNP | DNP | 0-2-0 | 20-6-3 | 10-4-0 | DNP | 17-9-0 | DNP | DNP | 12-11-2 |
| NORTH DAKOTA | 0-1-0 | 0-4-4 | DNP | 4-2-0 | 2-3-0 | 2-0-0 | 2-6-1 | 29-5-4 | 8-2-1 | DNP | 21-7-2 | 4-1-0 | DNP | 7-9-1 |
| MANCHESTER | 6-0-0 | 5-0-3 | 3-0-0 | 8-6-1 | 9-4-4 | 12-0-2 | 2-6-1 | 15-4-0 | 7-7-0 | 0-0-0 | 14-2-1 | 4-0-2 | 4-2-1 | 11-5-2 |
| Purdue | 0-1-0 | 5-2-4 | DNP | 0-0-0 | 9-2-1 | DNP | 0-0-0 | 25-4-1 | 14-3-0 | DNP | 18-9-1 | DNP | DNP | 5-12-2 |
| At Evansville | 3-2-1 | 16-8-2 | DNP | DNP | 2-2-2 | 0-0-1 | 7-4-0 | 15-5-2 | 5-7-1 | DNP | 12-7-1 | DNP | DNP | 8-13-1 |
| NJIT | 2-0-0 | 7-4-2 | DNP | DNP | 0-3-2 | 10-2-0 | 2-5-0 | 9-4-2 | 6-6-1 | DNP | 21-5-0 | 0-0-0 | DNP | 9-12-3 |
| VILLANOVA | 0-0-0 | 6-9-5 | DNP | DNP | 19-5-3 | 0-0-0 | 7-3-2 | 22-1-2 | 9-4-1 | DNP | 4-3-0 | DNP | DNP | 6-7-1 |
| At Xavier | 0-1-1 | 5-3-2 | DNP | DNP | 10-2-3 | 2-2-0 | 9-5-0 | 11-3-3 | 9-3-0 | DNP | 14-2-1 | DNP | DNP | 8-7-2 |
| DePAUL | 3-1-0 | 2-1-3 | DNP | 0-0-0 | 4-1-1 | 2-0-0 | 10-5-2 | 30-3-3 | 11-4-0 | DNP | 15-1-1 | DNP | DNP | 17-14-2 |
| GEORGETOWN | 0-0-0 | 8-4-2 | DNP | DNP | 0-1-1 | DNP | 14-6-0 | 21-4-2 | 4-2-0 | DNP | 18-4-0 | DNP | DNP | 2-10-4 |
| At Creighton | 2-0-0 | 8-1-6 | DNP | 0-3-0 | 8-2-2 | 2-1-1 | 6-1-2 | 12-1-0 | 8-5-0 | 0-0-1 | 11-6-0 | 3-0-0 | DNP | 0-10-3 |
| MARQUETTE | 0-0-0 | 3-7-4 | DNP | DNP | 3-2-1 | DNP | 3-3-2 | 18-2-1 | 8-3-1 | DNP | 18-1-0 | DNP | DNP | 16-14-2 |
| At Providence | DNP | 6-2-4 | DNP | DNP | 2-4-2 | DNP | 8-0-0 | 17-6-2 | 2-3-1 | DNP | 15-2-1 | DNP | DNP | 6-3-1 |
| ST. JOHN'S | 0-0-0 | 2-3-3 | DNP | DNP | 4-2-1 | DNP | 8-0-1 | 13-4-0 | 2-1-0 | DNP | 16-4-0 | DNP | DNP | 7-7-2 |
| At Seton Hall | DNP | 5-8-3 | DNP | DNP | 12-2-1 | DNP | 11-3-0 | 9-3-3 | 3-4-1 | DNP | 13-2-2 | DNP | DNP | 11-8-4 |
| At Marquette | DNP | 0-4-6 | DNP | 5-0-0 | 11-4-0 | DNP | 10-2-1 | 16-7-0 | 2-1-0 | DNP | 13-5-0 | DNP | DNP | 5-7-5 |
| At Georgetown | 3-0-1 | 4-4-2 | DNP | DNP | 2-1-0 | DNP | 24-4-1 | 15-6-1 | 2-3-0 | DNP | 10-5-1 | DNP | DNP | 3-5-2 |
| XAVIER | 2-1-1 | 11-2-2 | DNP | 3-2-0 | 14-1-2 | DNP | 7-3-2 | 2-1-3 | 2-5-1 | DNP | 6-3-0 | 2-0-0 | DNP | 1-6-0 |
| CREIGHTON | 0-0-0 | 13-2-4 | DNP | 0-0-0 | 8-2-0 | DNP | 10-3-2 | 16-2-1 | 6-4-0 | DNP | 8-3-1 | DNP | DNP | 2-12-2 |
| At St. John's | 1-0-2 | 11-2-2 | DNP | 2-0-0 | 4-4-2 | --- | 4-7-1 | 13-4-0 | 1-2-1 | 0-0-0 | 16-7-0 | 0-0-0 | DNP | DNP |
| PROVIDENCE | DNP | 9-5-8 | DNP | DNP | 0-1-0 | --- | 14-1-4 | 25-3-1 | 3-2-0 | DNP | 22-2-0 | DNP | DNP | 8-10-1 |
| At Villanova | 0-0-0 | 3-5-3 | 0-0-0 | 2-1-0 | 8-0-0 | --- | 1-2-2 | 12-7-1 | 2-3-0 | 0-0-0 | 10-3-0 | 2-2-0 | 2-0-0 | 6-6-3 |
| At DePaul | 2-0-0 | 19-3-3 | 3-2-0 | 6-5-0 | 7-5-1 | --- | 8-4-3 | 6-9-3 | 3-3-0 | 0-1-0 | 18-4-0 | 0-0-0 | 3-0-0 | 4-6-2 |
| SETON HALL | DNP | 9-8-4 | DNP | 0-0-0 | 10-0-1 | --- | 3-0-3 | 29-2-1 | 9-3-1 | DNP | 10-6-0 | DNP | DNP | 1-9-1 |
| Seton Hall | DNP | 3-1-6 | DNP | DNP | 5-0-0 | --- | 7-2-2 | 4-4-2 | 2-6-0 | DNP | 22-7-0 | DNP | DNP | 7-12-2 |

2013-14 Butler Starting Lineups

| | | | | | |
|------------------|----------|-------|-----------|--------|--------|
| LAMAR | Marshall | Woods | Fromm | Dunham | Barlow |
| PRINCETON | Marshall | Woods | Fromm | Dunham | Barlow |
| VANDERBILT | Marshall | Woods | Fromm | Dunham | Barlow |
| At Ball State | Marshall | Woods | Fromm | Dunham | Barlow |
| Washington State | Marshall | Woods | Fromm | Dunham | Barlow |
| Oklahoma State | Marshall | Woods | Fromm | Dunham | Barlow |
| LSU | Marshall | Woods | Fromm | Dunham | Barlow |
| NORTH DAKOTA | Marshall | Woods | Fromm | Dunham | Barlow |
| MANCHESTER | Marshall | Woods | Fromm | Dunham | Barlow |
| Purdue | Marshall | Woods | Fromm | Dunham | Barlow |
| At Evansville | Marshall | Woods | Fromm | Dunham | Barlow |
| NJIT | Marshall | Woods | Fromm | Dunham | Barlow |
| VILLANOVA | Marshall | Woods | Fromm | Dunham | Barlow |
| At Xavier | Marshall | Woods | Fromm | Dunham | Barlow |
| DePAUL | Marshall | Woods | Fromm | Dunham | Barlow |
| GEORGETOWN | Marshall | Woods | Fromm | Dunham | Barlow |
| At Creighton | Marshall | Woods | Fromm | Dunham | Barlow |
| MARQUETTE | Marshall | Woods | Fromm | Dunham | Barlow |
| At Providence | Marshall | Woods | Fromm | Dunham | Barlow |
| ST. JOHN'S | Marshall | Woods | Fromm | Dunham | Barlow |
| At Seton Hall | Marshall | Woods | Chrabascz | Dunham | Barlow |
| At Marquette | Marshall | Woods | Chrabascz | Dunham | Barlow |
| At Georgetown | Marshall | Woods | Chrabascz | Dunham | Barlow |
| XAVIER | Marshall | Woods | Chrabascz | Dunham | Barlow |
| CREIGHTON | Marshall | Woods | Chrabascz | Dunham | Barlow |
| At St. John's | Marshall | Brown | Chrabascz | Dunham | Barlow |
| PROVIDENCE | Marshall | Woods | Chrabascz | Dunham | Barlow |
| At Villanova | Marshall | Woods | Chrabascz | Dunham | Barlow |
| At DePaul | Marshall | Woods | Chrabascz | Dunham | Barlow |
| SETON HALL | Marshall | Woods | Fromm | Dunham | Barlow |
| Seton Hall | Marshall | Woods | Chrabascz | Dunham | Barlow |

2013-14 Bench Scoring

| | W/L | Butler | Opp. | +/- |
|------------------|-----|--------|------|-----|
| LAMAR | W | 34 | 4 | +30 |
| PRINCETON | W | 15 | 23 | -8 |
| VANDERBILT | W | 24 | 22 | +2 |
| At Ball State | W | 15 | 9 | +6 |
| Washington State | W | 2 | 23 | -21 |
| Oklahoma State | L | 19 | 16 | +3 |
| LSU | L | 0 | 24 | -24 |
| NORTH DAKOTA | W | 14 | 25 | -11 |
| MANCHESTER | W | 48 | 18 | +30 |
| Purdue | W | 9 | 34 | -25 |
| At Evansville | W | 12 | 9 | +3 |
| NJIT | W | 14 | 12 | +2 |
| VILLANOVA | L | 26 | 15 | +9 |
| At Xavier | L | 21 | 8 | +13 |
| DePAUL | L | 19 | 10 | +9 |
| GEORGETOWN | L | 14 | 20 | -6 |
| At Creighton | L | 21 | 36 | -15 |
| MARQUETTE | W | 6 | 4 | +2 |
| At Providence | L | 10 | 2 | +8 |
| ST. JOHN'S | L | 12 | 11 | +1 |
| At Seton Hall | W | 15 | 10 | +5 |
| At Marquette | L | 18 | 32 | -14 |
| At Georgetown | L | 7 | 18 | -11 |
| XAVIER | L | 23 | 22 | +1 |
| CREIGHTON | L | 14 | 16 | -2 |
| At St. John's | L | 4 | 28 | -24 |
| PROVIDENCE | L | 3 | 2 | +1 |
| At Villanova | L | 16 | 33 | -17 |
| At DePaul | W | 24 | 10 | +14 |
| SETON HALL | W | 13 | 36 | -23 |
| Seton Hall | L | 7 | 8 | -1 |

2013-14 BUTLER GAME-BY-GAME STATISTICS

| GAME | MIN | FGM-A | PCT. | 3FG-A | PCT | FTM-A | PCT | Rebounds | | PF-D | A | TO | B | S | PTS |
|------------------|-----|-------|------|-------|------|-------|------|----------|-----|------|----|----|----|----|-----|
| | | | | | | | | O/D | TOT | | | | | | |
| LAMAR | 200 | 38-70 | .543 | 4-17 | .235 | 9-19 | .474 | 14/27 | 41 | 17-0 | 12 | 5 | 4 | 9 | 89 |
| PRINCETON | 200 | 21-50 | .420 | 9-24 | .375 | 19-26 | .731 | 5/25 | 30 | 27-1 | 10 | 10 | 1 | 7 | 70 |
| VANDERBILT | 225 | 30-64 | .469 | 7-19 | .368 | 18-31 | .581 | 13/23 | 36 | 23-1 | 12 | 10 | 6 | 6 | 85 |
| At Ball State | 200 | 22-62 | .355 | 3-11 | .273 | 12-22 | .545 | 20/18 | 38 | 16-1 | 13 | 9 | 2 | 10 | 59 |
| Washington State | 200 | 27-56 | .482 | 6-15 | .400 | 16-21 | .762 | 6/21 | 27 | 19-0 | 9 | 6 | 1 | 7 | 76 |
| Oklahoma State | 200 | 23-58 | .397 | 6-21 | .286 | 15-19 | .789 | 10/23 | 33 | 15-0 | 7 | 7 | 3 | 7 | 67 |
| LSU | 225 | 22-65 | .338 | 9-23 | .391 | 15-20 | .750 | 18/30 | 48 | 14-0 | 10 | 12 | 1 | 6 | 68 |
| NORTH DAKOTA | 200 | 29-56 | .518 | 5-12 | .417 | 16-25 | .640 | 8/36 | 44 | 17-0 | 13 | 17 | 3 | 3 | 79 |
| MANCHESTER | 200 | 38-60 | .633 | 12-23 | .522 | 12-14 | .857 | 10/28 | 38 | 10-0 | 17 | 8 | 10 | 8 | 100 |
| Purdue | 200 | 26-56 | .464 | 6-14 | .429 | 18-30 | .600 | 12/23 | 35 | 19-1 | 9 | 15 | 9 | 11 | 76 |
| At Evansville | 200 | 23-61 | .377 | 6-22 | .273 | 16-23 | .696 | 16/33 | 49 | 16-0 | 12 | 13 | 4 | 8 | 68 |
| NJIT | 200 | 25-51 | .490 | 3-13 | .231 | 13-23 | .565 | 13/32 | 45 | 15-0 | 10 | 9 | 5 | 3 | 66 |
| VILLANOVA | 225 | 23-58 | .397 | 10-28 | .357 | 17-19 | .895 | 9/25 | 34 | 21-0 | 14 | 15 | 2 | 6 | 73 |
| At Xavier | 200 | 23-52 | .442 | 6-17 | .353 | 16-24 | .667 | 9/21 | 30 | 21-0 | 12 | 15 | 4 | 3 | 68 |
| DePAUL | 250 | 34-71 | .479 | 6-20 | .300 | 20-32 | .625 | 14/19 | 33 | 29-2 | 12 | 11 | 3 | 8 | 94 |
| GEORGETOWN | 225 | 20-60 | .333 | 2-21 | .095 | 25-33 | .758 | 14/22 | 36 | 20-1 | 9 | 7 | 1 | 3 | 67 |
| At Creighton | 200 | 24-68 | .353 | 7-22 | .318 | 5-9 | .556 | 13/20 | 33 | 10-0 | 15 | 3 | 0 | 2 | 60 |
| MARQUETTE | 225 | 24-58 | .414 | 6-16 | .375 | 15-29 | .517 | 9/30 | 39 | 16-0 | 11 | 11 | 4 | 7 | 69 |
| At Providence | 200 | 21-49 | .429 | 4-13 | .308 | 10-15 | .667 | 7/15 | 22 | 16-1 | 11 | 7 | 1 | 7 | 56 |
| ST. JOHN 'S | 200 | 19-43 | .442 | 1-8 | .125 | 13-20 | .650 | 3/18 | 21 | 11-1 | 7 | 9 | 2 | 4 | 52 |
| At Seton Hall | 200 | 23-52 | .442 | 7-16 | .438 | 11-15 | .733 | 8/27 | 35 | 14-0 | 14 | 11 | 1 | 8 | 64 |
| At Marquette | 200 | 22-49 | .449 | 3-15 | .200 | 15-19 | .789 | 6/27 | 33 | 17-0 | 12 | 20 | 1 | 3 | 62 |
| At Georgetown | 200 | 21-50 | .420 | 4-10 | .400 | 17-21 | .810 | 12/18 | 30 | 19-1 | 8 | 11 | 2 | 2 | 63 |
| XAVIER | 200 | 18-53 | .340 | 7-25 | .280 | 7-10 | .700 | 11/15 | 26 | 8-0 | 11 | 9 | 2 | 5 | 50 |
| CREIGHTON | 200 | 22-57 | .386 | 9-20 | .450 | 10-14 | .714 | 14/18 | 32 | 17-0 | 10 | 6 | 0 | 6 | 63 |
| At St. John's | 200 | 19-60 | .317 | 4-22 | .182 | 10-21 | .476 | 10/18 | 28 | 18-0 | 8 | 9 | 4 | 6 | 52 |
| PROVIDENCE | 200 | 29-59 | .492 | 6-18 | .333 | 17-22 | .773 | 12/16 | 28 | 19-0 | 14 | 7 | 0 | 6 | 81 |
| At Villanova | 200 | 15-49 | .306 | 4-19 | .211 | 14-21 | .667 | 14/21 | 35 | 17-0 | 9 | 10 | 0 | 3 | 48 |
| At DePaul | 200 | 29-63 | .460 | 8-27 | .296 | 13-22 | .591 | 16/30 | 46 | 17-0 | 12 | 8 | 2 | 9 | 79 |
| SETON HALL | 200 | 24-47 | .511 | 11-18 | .611 | 12-22 | .545 | 5/27 | 32 | 13-0 | 11 | 8 | 4 | 8 | 71 |
| Seton Hall | 200 | 21-51 | .412 | 2-18 | .111 | 6-13 | .462 | 9/24 | 33 | 12-1 | 12 | 12 | 6 | 5 | 50 |

2013-14 OPPONENT GAME-BY-GAME STATISTICS

| GAME | MIN | FGM-A | PCT. | 3FG-A | PCT | FTM-A | PCT | Rebounds | | PF-D | A | TO | B | S | PTS |
|------------------|-----|-------|------|-------|------|-------|------|----------|-----|------|----|----|---|----|-----|
| | | | | | | | | O/D | TOT | | | | | | |
| LAMAR | 200 | 24-56 | .429 | 2-10 | .200 | 8-13 | .615 | 4/23 | 27 | 16-0 | 9 | 13 | 1 | 2 | 58 |
| PRINCETON | 200 | 18-39 | .462 | 8-20 | .400 | 23-37 | .622 | 4/29 | 33 | 21-1 | 9 | 11 | 3 | 6 | 67 |
| VANDERBILT | 225 | 26-54 | .481 | 5-16 | .313 | 20-30 | .667 | 10/28 | 38 | 31-3 | 12 | 19 | 6 | 3 | 77 |
| At Ball State | 200 | 21-50 | .420 | 8-20 | .400 | 8-13 | .615 | 14/26 | 40 | 20-0 | 12 | 17 | 3 | 5 | 58 |
| Washington State | 200 | 25-50 | .500 | 5-20 | .250 | 14-22 | .636 | 8/25 | 33 | 21-0 | 7 | 13 | 1 | 1 | 69 |
| Oklahoma State | 200 | 29-58 | .500 | 4-15 | .267 | 7-12 | .583 | 10/25 | 35 | 16-0 | 11 | 9 | 6 | 6 | 69 |
| LSU | 225 | 29-64 | .453 | 5-14 | .357 | 7-12 | .583 | 9/27 | 36 | 17-0 | 12 | 10 | 6 | 8 | 70 |
| NORTH DAKOTA | 200 | 24-65 | .369 | 5-18 | .278 | 11-17 | .647 | 5/23 | 28 | 22-0 | 12 | 7 | 3 | 11 | 64 |
| MANCHESTER | 200 | 14-53 | .264 | 5-26 | .192 | 8-9 | .889 | 9/14 | 23 | 12-0 | 7 | 15 | 2 | 3 | 41 |
| Purdue | 200 | 28-63 | .444 | 4-14 | .286 | 10-15 | .667 | 15/23 | 38 | 26-2 | 9 | 18 | 5 | 8 | 70 |
| At Evansville | 200 | 22-58 | .379 | 4-12 | .333 | 11-16 | .688 | 6/25 | 31 | 20-0 | 16 | 12 | 4 | 7 | 59 |
| NJIT | 200 | 18-60 | .300 | 5-21 | .238 | 7-11 | .636 | 11/16 | 27 | 21-2 | 11 | 7 | 2 | 7 | 48 |
| VILLANOVA | 225 | 26-52 | .500 | 5-16 | .313 | 19-27 | .704 | 6/25 | 31 | 16-0 | 13 | 16 | 7 | 10 | 76 |
| At Xavier | 200 | 28-55 | .509 | 3-9 | .333 | 20-24 | .833 | 8/25 | 33 | 16-0 | 16 | 8 | 3 | 8 | 79 |
| DePAUL | 250 | 32-55 | .582 | 8-14 | .571 | 27-38 | .711 | 9/27 | 36 | 30-2 | 12 | 18 | 7 | 6 | 99 |
| GEORGETOWN | 225 | 29-64 | .453 | 4-20 | .200 | 8-16 | .500 | 13/30 | 43 | 28-3 | 13 | 11 | 5 | 4 | 70 |
| At Creighton | 200 | 35-63 | .556 | 7-19 | .368 | 11-14 | .786 | 10/34 | 44 | 11-0 | 19 | 4 | 4 | 1 | 88 |
| MARQUETTE | 225 | 20-65 | .308 | 4-24 | .167 | 13-17 | .765 | 13/32 | 45 | 23-1 | 6 | 16 | 4 | 2 | 57 |
| At Providence | 200 | 23-50 | .460 | 5-11 | .455 | 14-16 | .875 | 13/24 | 37 | 14-0 | 12 | 13 | 3 | 5 | 65 |
| ST. JOHN 'S | 200 | 30-57 | .526 | 5-13 | .385 | 4-5 | .800 | 10/25 | 35 | 16-0 | 15 | 10 | 6 | 6 | 69 |
| At Seton Hall | 200 | 23-57 | .404 | 7-22 | .318 | 4-8 | .500 | 9/25 | 34 | 14-0 | 13 | 10 | 8 | 9 | 57 |
| At Marquette | 200 | 27-55 | .491 | 6-17 | .353 | 9-17 | .529 | 6/21 | 27 | 17-0 | 18 | 10 | 2 | 11 | 69 |
| At Georgetown | 200 | 27-55 | .491 | 1-12 | .083 | 16-19 | .842 | 12/19 | 31 | 19-0 | 14 | 7 | 3 | 5 | 71 |
| XAVIER | 200 | 27-51 | .529 | 6-13 | .462 | 4-7 | .571 | 11/23 | 34 | 10-0 | 18 | 12 | 0 | 4 | 64 |
| CREIGHTON | 200 | 24-48 | .500 | 8-20 | .400 | 12-15 | .800 | 8/22 | 30 | 14-0 | 17 | 9 | 0 | 2 | 68 |
| At St. John's | 200 | 28-58 | .483 | 5-12 | .417 | 16-21 | .762 | 13/39 | 52 | 19-0 | 13 | 14 | 4 | 8 | 77 |
| PROVIDENCE | 200 | 28-42 | .667 | 13-20 | .650 | 18-23 | .783 | 1/19 | 20 | 14-1 | 20 | 11 | 4 | 3 | 87 |
| At Villanova | 200 | 23-58 | .397 | 7-29 | .241 | 14-23 | .609 | 18/24 | 42 | 20-0 | 11 | 7 | 0 | 4 | 67 |
| At DePaul | 200 | 17-52 | .327 | 1-18 | .056 | 11-15 | .733 | 6/23 | 29 | 24-0 | 5 | 12 | 5 | 6 | 46 |
| SETON HALL | 200 | 21-54 | .389 | 3-14 | .214 | 9-11 | .818 | 8/23 | 31 | 19-0 | 7 | 12 | 4 | 4 | 54 |
| Seton Hall | 200 | 21-53 | .396 | 5-20 | .250 | 4-8 | .500 | 11/25 | 36 | 13-1 | 11 | 14 | 0 | 4 | 51 |

2013-14 Box Scores

BUTLER 89, LAMAR 58 November 9, 2013 Hinkle Fieldhouse - Indianapolis, Ind.

| LAMAR | FG | 3FG | FT | REB | PF | TP | A | TO | BLK | S | MIN |
|---------------------|--------|--------|--------|---------|----|----|---|----|-----|---|-----|
| Mitchell, Rhon, f | 1-6 | 0-1 | 0-0 | 1-3-4 | 3 | 2 | 3 | 2 | 1 | 0 | 20 |
| Ross, Donovan, f | 9-11 | 0-0 | 0-0 | 1-6-7 | 3 | 18 | 1 | 0 | 0 | 1 | 28 |
| Wilson, Amos, f | 4-9 | 0-0 | 1-1 | 0-2-2 | 3 | 9 | 1 | 1 | 0 | 1 | 34 |
| Minton, Donnell, g | 0-8 | 0-0 | 2-4 | 0-4-4 | 3 | 2 | 1 | 2 | 0 | 0 | 26 |
| Hilliard, Nimrod, g | 9-15 | 2-5 | 3-4 | 0-4-4 | 3 | 23 | 1 | 2 | 0 | 0 | 32 |
| Blanks, Keilan | 0-1 | 0-1 | 1-2 | 0-0-0 | 1 | 1 | 0 | 0 | 0 | 0 | 9 |
| Holliday, Anthony | 1-1 | 0-0 | 0-0 | 0-1-1 | 0 | 2 | 0 | 3 | 0 | 0 | 14 |
| Hancock, Matt | 0-0 | 0-0 | 0-0 | 0-0-0 | 0 | 0 | 0 | 0 | 0 | 0 | 3 |
| Owens, Marcus | 0-1 | 0-1 | 0-0 | 0-1-1 | 1 | 0 | 0 | 1 | 0 | 0 | 6 |
| Mattingly, Preston | 0-1 | 0-1 | 0-0 | 0-0-0 | 0 | 0 | 1 | 1 | 0 | 0 | 9 |
| Green, Octavius | 0-3 | 0-1 | 0-0 | 0-0-0 | 1 | 0 | 1 | 1 | 0 | 0 | 10 |
| Norman, Sebastian | 0-0 | 0-0 | 1-2 | 0-0-0 | 1 | 1 | 0 | 0 | 0 | 0 | 9 |
| Team | | | | 2-2-4 | | | | | | | |
| Totals | 24-56 | 2-10 | 8-13 | 4-23-27 | 16 | 58 | 9 | 13 | 1 | 2 | 200 |
| | (.429) | (.200) | (.615) | | | | | | | | |

| BUTLER | FG | 3FG | FT | REB | PF | TP | A | TO | BLK | S | MIN |
|--------------------|--------|--------|--------|----------|----|----|----|----|-----|---|-----|
| Marshall, Khyle, f | 9-13 | 0-1 | 1-1 | 4-9-13 | 2 | 19 | 0 | 1 | 0 | 2 | 22 |
| Woods, Kameron, f | 5-6 | 0-0 | 1-2 | 2-5-7 | 1 | 11 | 2 | 1 | 2 | 2 | 28 |
| Fromm, Erik, c | 4-11 | 1-4 | 1-2 | 1-1-2 | 2 | 10 | 0 | 1 | 1 | 0 | 22 |
| Barlow, Alex, g | 1-2 | 0-0 | 0-0 | 0-1-1 | 2 | 2 | 3 | 0 | 0 | 2 | 17 |
| Dunham, Kellen, g | 4-10 | 1-5 | 4-4 | 1-2-3 | 0 | 13 | 2 | 0 | 0 | 0 | 28 |
| Morgan, Devontae | 2-4 | 0-0 | 0-2 | 0-1-1 | 4 | 4 | 2 | 0 | 0 | 1 | 18 |
| Brown, Elijah | 2-7 | 1-3 | 0-0 | 1-1-2 | 0 | 5 | 0 | 1 | 1 | 0 | 17 |
| Volovic, Michael | 1-1 | 0-0 | 0-0 | 0-0-0 | 0 | 2 | 0 | 0 | 0 | 0 | 2 |
| Aldridge, Jackson | 4-5 | 1-2 | 0-3 | 0-2-2 | 2 | 9 | 2 | 0 | 0 | 1 | 13 |
| Kampen, Elliott | 0-0 | 0-0 | 0-0 | 0-1-1 | 0 | 0 | 0 | 0 | 0 | 0 | 4 |
| Castro, Rene | 3-6 | 0-1 | 0-3 | 0-1-1 | 0 | 6 | 0 | 0 | 0 | 1 | 9 |
| Berry, Nolan | 2-4 | 0-1 | 0-0 | 2-1-3 | 1 | 4 | 1 | 0 | 0 | 0 | 8 |
| Chrabascz, Andrew | 1-1 | 0-0 | 2-2 | 2-0-2 | 3 | 4 | 0 | 1 | 0 | 0 | 12 |
| Team | | | | 1-2-3 | | | | | | | |
| Totals | 38-70 | 4-17 | 9-19 | 14-27-41 | 17 | 89 | 12 | 5 | 4 | 9 | 200 |
| | (.543) | (.235) | (.474) | | | | | | | | |

Lamar 32 26 58
Butler 38 51 89

Deadball Rebounds: Lamar 5, Butler 6 **Technical Fouls:** Chrabascz (Butler)
Officials: Ed Corbett, Tim Clougherty, Roger Ayers **Attendance:** 9,617

BUTLER 85, VANDERBILT 77 (OT) November 19, 2013 Hinkle Fieldhouse - Indianapolis, Ind.

| VANDERBILT | FG | 3FG | FT | REB | PF | TP | A | TO | BLK | S | MIN |
|--------------------|--------|--------|--------|----------|----|----|----|----|-----|---|-----|
| Odom, Rod, f | 3-8 | 3-7 | 0-0 | 0-6-6 | 4 | 9 | 1 | 2 | 0 | 0 | 38 |
| Siakam, James, f | 1-2 | 0-0 | 3-4 | 1-3-4 | 5 | 5 | 3 | 1 | 2 | 1 | 22 |
| Henderson, Josh, c | 2-6 | 0-0 | 0-0 | 1-5-6 | 2 | 4 | 0 | 0 | 1 | 0 | 19 |
| McClellan, Eric, g | 9-21 | 0-6 | 11-16 | 2-4-6 | 5 | 29 | 3 | 3 | 1 | 1 | 40- |
| Fuller, Kyle, g | 4-6 | 0-0 | 0-2 | 1-4-5 | 4 | 8 | 1 | 3 | 0 | 0 | 29 |
| Kornet, Luke | 2-3 | 1-2 | 0-0 | 0-0-0 | 0 | 5 | 0 | 1 | 1 | 0 | 7 |
| Parker, Dai-Jon | 2-2 | 1-1 | 0-0 | 1-3-4 | 2 | 5 | 3 | 2 | 1 | 1 | 37 |
| Jones, Damian | 3-6 | 0-0 | 6-8 | 1-2-3 | 5 | 12 | 0 | 3 | 0 | 0 | 18 |
| Moats, Shelby | 0-0 | 0-0 | 0-0 | 1-1-2 | 4 | 0 | 1 | 4 | 0 | 0 | 15 |
| Team | | | | 2-0-2 | | | | | | | |
| Totals | 26-54 | 5-16 | 20-30 | 10-28-38 | 31 | 77 | 12 | 19 | 6 | 3 | 225 |
| | (.481) | (.313) | (.667) | | | | | | | | |

| BUTLER | FG | 3FG | FT | REB | PF | TP | A | TO | BLK | S | MIN |
|--------------------|--------|--------|--------|----------|----|----|----|----|-----|---|-----|
| Marshall, Khyle, f | 11-15 | 0-0 | 4-8 | 2-3-5 | 3 | 26 | 1 | 0 | 0 | 1 | 27 |
| Woods, Kameron, f | 3-6 | 0-0 | 4-6 | 2-7-9 | 2 | 10 | 4 | 2 | 4 | 1 | 41 |
| Fromm, Erik, c | 1-6 | 0-3 | 2-2 | 4-0-4 | 3 | 4 | 1 | 3 | 0 | 0 | 26 |
| Barlow, Alex, g | 2-4 | 1-2 | 0-0 | 0-4-4 | 5 | 5 | 3 | 0 | 1 | 1 | 20 |
| Dunham, Kellen, g | 6-15 | 3-7 | 1-3 | 1-1-2 | 2 | 16 | 2 | 4 | 0 | 0 | 44 |
| Morgan, Devontae | 1-3 | 0-1 | 0-2 | 0-3-3 | 3 | 2 | 0 | 0 | 0 | 2 | 16 |
| Brown, Elijah | 1-5 | 0-2 | 2-2 | 0-2-2 | 2 | 4 | 1 | 1 | 0 | 0 | 16 |
| Aldridge, Jackson | 2-7 | 2-3 | 1-2 | 0-1-1 | 2 | 7 | 0 | 0 | 0 | 0 | 20 |
| Castro, Rene | 1-1 | 1-1 | 1-2 | 1-0-1 | 0 | 4 | 0 | 0 | 0 | 0 | 4 |
| Berry, Nolan | 0-0 | 0-0 | 0-0 | 0-0-0 | 0 | 0 | 0 | 0 | 0 | 0 | 1 |
| Chrabascz, Andrew | 2-2 | 0-0 | 3-4 | 1-1-2 | 1 | 7 | 0 | 0 | 1 | 1 | 10 |
| Team | | | | 2-1-3 | | | | | | | |
| Totals | 30-64 | 7-19 | 18-31 | 13-23-36 | 23 | 85 | 12 | 10 | 6 | 6 | 225 |
| | (.469) | (.368) | (.581) | | | | | | | | |

Vanderbilt 30 40 7 77
Butler 38 32 15 85

Deadball Rebounds: Vanderbilt 6, Butler 5 **Technical Fouls:** None
Officials: Michael Stephens, Jamie Luckie, Tony Greene **Attendance:** 6,617

BUTLER 70, PRINCETON 67 November 16, 2013 Hinkle Fieldhouse - Indianapolis, Ind.

| PRINCETON | FG | 3FG | FT | REB | PF | TP | A | TO | BLK | S | MIN |
|---------------------|--------|--------|--------|---------|----|----|---|----|-----|---|-----|
| Weisz, Spencer, f | 3-5 | 2-4 | 1-4 | 0-5-5 | 4 | 9 | 3 | 0 | 1 | 1 | 33 |
| Barrett, Will, f | 1-4 | 1-4 | 5-7 | 0-1-1 | 3 | 8 | 1 | 2 | 1 | 2 | 29 |
| Brase, Hans, f | 4-8 | 2-5 | 5-9 | 3-8-11 | 1 | 15 | 2 | 2 | 1 | 1 | 39 |
| Sherburne, Jimmy, g | 1-2 | 1-1 | 4-4 | 0-1-1 | 4 | 7 | 1 | 2 | 0 | 0 | 18 |
| Hazel, Ben, g | 2-5 | 1-3 | 0-0 | 0-7-7 | 2 | 5 | 0 | 1 | 0 | 1 | 38 |
| Koon, Denton | 7-14 | 1-2 | 6-11 | 1-3-4 | 5 | 21 | 1 | 4 | 0 | 0 | 30 |
| Clement, Chris | 0-1 | 0-1 | 2-2 | 0-1-1 | 2 | 2 | 1 | 0 | 0 | 1 | 10 |
| Cook, Steven | 0-0 | 0-0 | 0-0 | 0-1-1 | 0 | 0 | 0 | 0 | 0 | 0 | 2 |
| Miller, Pete | 0-0 | 0-0 | 0-0 | 0-0-0 | 0 | 0 | 0 | 0 | 0 | 0 | 1 |
| Team | | | | 0-2-2 | | | | | | | |
| Totals | 18-39 | 8-20 | 23-37 | 4-29-33 | 21 | 67 | 9 | 11 | 3 | 6 | 200 |
| | (.462) | (.400) | (.622) | | | | | | | | |

| BUTLER | FG | 3FG | FT | REB | PF | TP | A | TO | BLK | S | MIN |
|--------------------|--------|--------|--------|---------|----|----|----|----|-----|---|-----|
| Marshall, Khyle, f | 2-4 | 0-1 | 0-0 | 1-3-4 | 2 | 4 | 0 | 0 | 0 | 0 | 32 |
| Woods, Kameron, f | 4-6 | 0-0 | 3-5 | 3-7-10 | 2 | 11 | 0 | 2 | 1 | 0 | 25 |
| Fromm, Erik, c | 2-7 | 1-4 | 5-5 | 0-2-2 | 5 | 10 | 0 | 2 | 0 | 2 | 23 |
| Barlow, Alex, g | 1-5 | 1-3 | 1-2 | 1-1-2 | 4 | 4 | 5 | 1 | 0 | 2 | 30 |
| Dunham, Kellen, g | 7-14 | 4-8 | 8-11 | 0-6-6 | 3 | 26 | 2 | 3 | 0 | 2 | 35 |
| Morgan, Devontae | 1-2 | 0-0 | 0-1 | 0-2-2 | 4 | 2 | 1 | 0 | 0 | 0 | 10 |
| Brown, Elijah | 4-10 | 3-7 | 2-2 | 0-3-3 | 4 | 13 | 1 | 2 | 0 | 1 | 25 |
| Aldridge, Jackson | 0-1 | 0-1 | 0-0 | 0-0-0 | 0 | 0 | 1 | 0 | 0 | 0 | 9 |
| Castro, Rene | 0-1 | 0-0 | 0-0 | 0-0-0 | 1 | 0 | 0 | 0 | 0 | 0 | 1 |
| Chrabascz, Andrew | 0-0 | 0-0 | 0-0 | 0-0-0 | 2 | 0 | 0 | 0 | 0 | 0 | 10 |
| Team | | | | 0-1-1 | | | | | | | |
| Totals | 21-50 | 9-24 | 19-26 | 5-25-30 | 27 | 70 | 10 | 10 | 1 | 7 | 200 |
| | (.420) | (.375) | (.731) | | | | | | | | |

Princeton 31 36 67
Butler 33 37 70

Deadball Rebounds: Princeton 3, Butler 5 **Technical Fouls:** None
Officials: Mike Roberts, Clarence Armstrong, Karl Hess **Attendance:** 7,471

BUTLER 59, BALL STATE 58 November 23, 2013 Worthen Arena - Muncie, Ind.

| BUTLER | FG | 3FG | FT | REB | PF | TP | A | TO | BLK | S | MIN |
|--------------------|--------|--------|--------|----------|----|----|----|----|-----|----|-----|
| Marshall, Khyle, f | 7-14 | 0-0 | 0-4 | 6-3-9 | 3 | 14 | 2 | 1 | 0 | 1 | 30 |
| Woods, Kameron, f | 4-9 | 0-0 | 4-6 | 4-6-10 | 2 | 12 | 1 | 3 | 1 | 2 | 31 |
| Fromm, Erik, c | 0-5 | 0-2 | 0-0 | 2-1-3 | 2 | 0 | 1 | 0 | 0 | 0 | 14 |
| Barlow, Alex, g | 3-8 | 1-3 | 3-3 | 0-2-2 | 2 | 10 | 2 | 2 | 0 | 3 | 37 |
| Dunham, Kellen, g | 2-13 | 1-4 | 3-5 | 0-3-3 | 0 | 8 | 3 | 3 | 1 | 1 | 37 |
| Morgan, Devontae | 1-3 | 0-0 | 0-0 | 1-1-2 | 2 | 2 | 0 | 0 | 0 | 0 | 9 |
| Brown, Elijah | 5-9 | 1-2 | 2-4 | 0-1-1 | 3 | 13 | 2 | 0 | 0 | 0 | 22 |
| Aldridge, Jackson | 0-0 | 0-0 | 0-0 | 0-0-0 | 0 | 0 | 1 | 0 | 0 | 0 | 3 |
| Berry, Nolan | 0-0 | 0-0 | 0-0 | 0-1-1 | 1 | 0 | 0 | 0 | 0 | 0 | 2 |
| Chrabascz, Andrew | 0-1 | 0-0 | 0-0 | 6-0-6 | 1 | 0 | 1 | 0 | 0 | 3 | 15 |
| Team | | | | 1-0-1 | | | | | | | |
| Totals | 22-62 | 3-11 | 12-22 | 20-18-38 | 16 | 59 | 13 | 9 | 2 | 10 | 200 |
| | (.355) | (.273) | (.545) | | | | | | | | |

| BALL STATE | FG | 3FG | FT | REB | PF | TP | A | TO | BLK | S | MIN |
|-------------------|--------|--------|--------|----------|----|----|----|----|-----|---|-----|
| House, Franko, f | 2-4 | 1-3 | 0-0 | 2-3-5 | 3 | 5 | 2 | 0 | 1 | 0 | 22 |
| Bond, Chris, f | 5-9 | 1-2 | 3-4 | 3-4-7 | 3 | 14 | 1 | 5 | 0 | 3 | 33 |
| Majok, Majok, c | 7-11 | 0-0 | 1-2 | 5-6-11 | 4 | 15 | 1 | 2 | 0 | 1 | 34 |
| Turner, Zavier, g | 2-9 | 2-5 | 2-2 | 1-3-4 | 1 | 8 | 3 | 3 | 0 | 1 | 33 |
| Berry, Jesse, g | 2-7 | 2-6 | 1-3 | 0-1-1 | 3 | 7 | 1 | 3 | 0 | 0 | 22 |
| Payne, Quinten | 2-4 | 1-2 | 0-0 | 0-0-0 | 2 | 5 | 3 | 2 | 1 | 0 | 22 |
| Calhoun, Bo | 0-1 | 0-0 | 0-0 | 0-3-3 | 1 | 0 | 0 | 0 | 0 | 0 | 6 |
| Alstork, Mark | 1-4 | 1-1 | 1-2 | 1-3-4 | 1 | 4 | 0 | 2 | 1 | 0 | 17 |
| Koch, Tyler | 0-1 | 0-1 | 0-0 | 1-0-1 | 2 | 0 | 1 | 0 | 0 | 0 | 11 |
| Team | | | | 1-3-4 | | | | | | | |
| Totals | 21-50 | 8-20 | 8-13 | 14-26-40 | 20 | 58 | 12 | 17 | 3 | 5 | 200 |
| | (.420) | (.400) | (.615) | | | | | | | | |

Butler 23 36 59
Ball State 30 28 58

Deadball Rebounds: Butler 4, Ball State 2 **Technical Fouls:** None
Officials: Stephen McJunkin, Paul Szeic, Kyle Smith **Attendance:** 6,015

2013-14 Box Scores

BUTLER 76, WASHINGTON STATE 69

November 28, 2013

HP Field House - Lake Buena Vista, Fla.

| BUTLER | FG | 3FG | FT | REB | PF | TP | A | TO | BLK | S | MIN |
|--------------------|--------|--------|--------|---------|----|----|---|----|-----|---|-----|
| Marshall, Khyle, f | 12-18 | 0-1 | 6-7 | 2-3-5 | 0 | 30 | 1 | 3 | 0 | 1 | 30 |
| Woods, Kameron, f | 3-9 | 0-0 | 1-3 | 2-8-10 | 3 | 7 | 2 | 0 | 0 | 1 | 36 |
| Fromm, Erik, c | 1-4 | 0-1 | 0-0 | 0-1-1 | 1 | 2 | 0 | 0 | 0 | 0 | 23 |
| Barlow, Alex, g | 1-2 | 0-0 | 1-2 | 0-1-1 | 4 | 3 | 3 | 0 | 0 | 2 | 17 |
| Dunham, Kellen, g | 9-14 | 6-9 | 8-9 | 0-4-4 | 2 | 32 | 1 | 3 | 0 | 1 | 38 |
| Morgan, Devontae | 0-1 | 0-0 | 0-0 | 1-0-1 | 1 | 0 | 0 | 0 | 0 | 0 | 1 |
| Brown, Elijah | 0-3 | 0-3 | 0-0 | 0-2-2 | 1 | 0 | 1 | 0 | 0 | 1 | 12 |
| Aldridge, Jackson | 0-3 | 0-1 | 0-0 | 1-1-2 | 4 | 0 | 1 | 0 | 0 | 1 | 21 |
| Castro, Rene | 0-0 | 0-0 | 0-0 | 0-0-0 | 2 | 0 | 0 | 0 | 0 | 0 | 3 |
| Berry, Nolan | 0-0 | 0-0 | 0-0 | 0-0-0 | 0 | 0 | 0 | 0 | 0 | 0 | 3 |
| Chrabascz, Andrew | 1-2 | 0-0 | 0-0 | 0-1-1 | 1 | 2 | 0 | 0 | 1 | 0 | 16 |
| Team | | | | 0-0-0 | | | | | | | 1 |
| Totals | 27-56 | 6-15 | 16-21 | 6-21-27 | 19 | 76 | 9 | 6 | 1 | 7 | 200 |
| | (.482) | (.400) | (.762) | | | | | | | | |

| WASHINGTON STATE | FG | 3FG | FT | REB | PF | TP | A | TO | BLK | S | MIN |
|-------------------------|--------|--------|--------|---------|----|----|---|----|-----|---|-----|
| Shelton, D.J., f | 2-6 | 0-3 | 0-0 | 2-4-6 | 2 | 4 | 0 | 3 | 0 | 0 | 33 |
| Railey, Jordan, c | 0-2 | 0-0 | 0-2 | 1-3-4 | 3 | 0 | 0 | 1 | 0 | 0 | 13 |
| Kernich-Drew, Dexter, g | 2-6 | 1-4 | 2-2 | 1-2-3 | 3 | 7 | 0 | 0 | 0 | 0 | 16 |
| Woodridge, Royce, g | 4-6 | 0-1 | 1-3 | 0-2-2 | 1 | 9 | 2 | 1 | 0 | 0 | 24 |
| Lacy, DeVonte, g | 7-12 | 4-8 | 8-8 | 0-2-2 | 2 | 26 | 1 | 3 | 0 | 0 | 36 |
| Iroegbu, Ike | 3-6 | 0-2 | 2-4 | 0-1-1 | 2 | 8 | 2 | 2 | 0 | 0 | 22 |
| Dilorio, Will | 0-0 | 0-0 | 0-0 | 0-0-0 | 2 | 0 | 0 | 1 | 0 | 0 | 4 |
| Longrus, Junior | 2-3 | 0-0 | 0-0 | 2-2-4 | 2 | 4 | 1 | 1 | 0 | 0 | 22 |
| Hawkinson, Josh | 0-0 | 0-0 | 0-0 | 0-1-1 | 2 | 0 | 0 | 1 | 0 | 0 | 5 |
| Johnson, Que | 5-9 | 0-2 | 1-3 | 1-3-4 | 2 | 11 | 1 | 0 | 1 | 1 | 22 |
| Boese, Brett | 0-0 | 0-0 | 0-0 | 0-0-0 | 0 | 0 | 0 | 0 | 0 | 0 | 3 |
| Team | | | | 1-5-6 | | | | | | | |
| Totals | 25-50 | 5-20 | 14-22 | 8-25-33 | 21 | 69 | 7 | 13 | 1 | 1 | 200 |
| | (.500) | (.250) | (.636) | | | | | | | | |

| | | | |
|------------------|----|----|----|
| Butler | 30 | 46 | 76 |
| Washington State | 26 | 43 | 69 |

Deadball Rebounds: Butler 2, Washington State 5 **Technical Fouls:** None
Officials: Bryan Kersey, Ray Natili, Mike Sanzere **Attendance:** 4,255

LSU 70, BUTLER 68 (OT)

December 1, 2013

HP Field House - Lake Buena Vista, Fla.

| BUTLER | FG | 3FG | FT | REB | PF | TP | A | TO | BLK | S | MIN |
|--------------------|--------|--------|--------|----------|----|----|----|----|-----|---|-----|
| Marshall, Khyle, f | 5-18 | 0-1 | 7-12 | 7-2-9 | 3 | 17 | 0 | 1 | 1 | 1 | 38 |
| Woods, Kameron, f | 4-6 | 0-0 | 4-4 | 2-9-11 | 3 | 12 | 2 | 5 | 0 | 1 | 38 |
| Fromm, Erik, c | 2-7 | 2-7 | 4-4 | 1-3-4 | 1 | 10 | 0 | 3 | 0 | 1 | 32 |
| Barlow, Alex, g | 3-8 | 3-5 | 0-0 | 0-10-10 | 3 | 9 | 4 | 2 | 0 | 2 | 44 |
| Dunham, Kellen, g | 8-21 | 4-8 | 0-0 | 3-3-6 | 0 | 20 | 3 | 1 | 0 | 1 | 42 |
| Aldridge, Jackson | 0-2 | 0-0 | 0-0 | 0-0-0 | 0 | 0 | 1 | 0 | 0 | 0 | 10 |
| Berry, Nolan | 0-2 | 0-1 | 0-0 | 0-0-0 | 1 | 0 | 0 | 0 | 0 | 0 | 2 |
| Chrabascz, Andrew | 0-1 | 0-0 | 0-0 | 0-2-2 | 3 | 0 | 0 | 0 | 0 | 1 | 19 |
| Team | | | | 5-1-6 | | | | | | | 1 |
| Totals | 22-65 | 9-23 | 15-20 | 18-30-48 | 14 | 68 | 10 | 12 | 1 | 6 | 225 |
| | (.338) | (.391) | (.750) | | | | | | | | |

| LSU | FG | 3FG | FT | REB | PF | TP | A | TO | BLK | S | MIN |
|-------------------------|--------|--------|--------|---------|----|----|----|----|-----|---|-----|
| O'Bryant III, Johnny, f | 8-14 | 0-0 | 1-2 | 0-8-8 | 2 | 17 | 3 | 2 | 0 | 2 | 40- |
| Martin, Jarell, f | 5-12 | 0-1 | 2-2 | 3-4-7 | 4 | 12 | 0 | 2 | 1 | 1 | 31 |
| Mickey, Jordan | 5-10 | 0-0 | 2-3 | 1-5-6 | 1 | 12 | 0 | 1 | 3 | 0 | 36 |
| Hickey, Anthony | 1-5 | 1-2 | 0-0 | 0-2-2 | 1 | 3 | 1 | 0 | 1 | 1 | 32 |
| Stringer, Andre | 1-4 | 0-2 | 0-0 | 0-0-0 | 1 | 2 | 5 | 0 | 0 | 0 | 25 |
| Coleman, Shavon | 4-6 | 2-4 | 2-5 | 0-1-1 | 3 | 12 | 1 | 0 | 0 | 0 | 20 |
| Morgan, Malik | 5-11 | 2-3 | 0-0 | 5-2-7 | 3 | 12 | 2 | 3 | 1 | 1 | 28 |
| Quarterman, Tim | 0-2 | 0-2 | 0-0 | 0-2-2 | 2 | 0 | 0 | 2 | 0 | 1 | 13 |
| Team | | | | 0-3-3 | | | | | | | |
| Totals | 29-64 | 5-14 | 7-12 | 9-27-36 | 17 | 70 | 12 | 10 | 6 | 8 | 225 |
| | (.453) | (.357) | (.583) | | | | | | | | |

| | | | | |
|--------|----|----|---|----|
| Butler | 27 | 34 | 7 | 68 |
| LSU | 26 | 35 | 9 | 70 |

Deadball Rebounds: Butler 3, LSU 1 **Technical Fouls:** None
Officials: Rick Crawford, Brian O'Connell, Mike Sanzere **Attendance:** 2,016

OKLAHOMA STATE 69, BUTLER 67

November 29, 2013

HP Field House - Lake Buena Vista, Fla.

| OKLAHOMA STATE | FG | 3FG | FT | REB | PF | TP | A | TO | BLK | S | MIN |
|---------------------|--------|--------|--------|----------|----|----|----|----|-----|---|-----|
| Nash, Le'Bryan, f | 6-14 | 0-1 | 3-4 | 2-3-5 | 2 | 15 | 2 | 0 | 1 | 0 | 35 |
| Williams, Brian, f | 3-6 | 1-2 | 1-1 | 0-1-1 | 2 | 8 | 0 | 2 | 2 | 0 | 32 |
| Cobbins, Michael, f | 2-2 | 0-0 | 0-0 | 1-5-6 | 1 | 4 | 1 | 0 | 2 | 1 | 19 |
| Brown, Markel, g | 3-8 | 0-1 | 3-4 | 2-3-5 | 3 | 9 | 3 | 1 | 0 | 0 | 36 |
| Smart, Marcus, g | 8-15 | 1-5 | 0-3 | 0-8-8 | 3 | 17 | 3 | 5 | 1 | 2 | 36 |
| Forte, Phil | 2-7 | 2-6 | 0-0 | 0-1-1 | 2 | 6 | 0 | 0 | 0 | 0 | 18 |
| Murphy, Kamari | 5-6 | 0-0 | 0-0 | 4-4-8 | 2 | 10 | 2 | 1 | 0 | 0 | 23 |
| Hammonds, Leyton | 0-0 | 0-0 | 0-0 | 0-0-0 | 1 | 0 | 0 | 0 | 0 | 0 | 1 |
| Team | | | | 1-0-1 | | | | | | | 1 |
| Totals | 29-58 | 4-15 | 7-12 | 10-25-35 | 16 | 69 | 11 | 9 | 6 | 6 | 200 |
| | (.500) | (.267) | (.583) | | | | | | | | |

| BUTLER | FG | 3FG | FT | REB | PF | TP | A | TO | BLK | S | MIN |
|--------------------|--------|--------|--------|----------|----|----|---|----|-----|---|-----|
| Marshall, Khyle, f | 4-9 | 0-0 | 0-2 | 3-2-5 | 3 | 8 | 0 | 2 | 1 | 2 | 34 |
| Woods, Kameron, f | 4-10 | 0-0 | 4-4 | 4-5-9 | 2 | 12 | 2 | 1 | 2 | 0 | 37 |
| Fromm, Erik, c | 3-7 | 1-4 | 0-0 | 1-2-3 | 3 | 7 | 0 | 0 | 0 | 1 | 21 |
| Barlow, Alex, g | 4-5 | 2-3 | 2-2 | 0-4-4 | 4 | 12 | 3 | 0 | 0 | 3 | 33 |
| Dunham, Kellen, g | 3-14 | 2-7 | 1-1 | 0-4-4 | 0 | 9 | 1 | 0 | 0 | 1 | 39 |
| Morgan, Devontae | 0-0 | 0-0 | 0-0 | 0-0-0 | 0 | 0 | 0 | 0 | 0 | 0 | 1 |
| Brown, Elijah | 5-11 | 1-6 | 4-5 | 0-3-3 | 2 | 15 | 1 | 2 | 0 | 0 | 18 |
| Aldridge, Jackson | 0-0 | 0-0 | 0-1 | 0-1-1 | 0 | 0 | 0 | 1 | 0 | 0 | 6 |
| Berry, Nolan | 0-0 | 0-0 | 0-0 | 0-0-0 | 0 | 0 | 0 | 1 | 0 | 0 | 1 |
| Chrabascz, Andrew | 0-2 | 0-1 | 4-4 | 2-2-4 | 1 | 4 | 0 | 0 | 0 | 0 | 10 |
| Team | | | | 0-0-0 | | | | | | | |
| Totals | 23-58 | 6-21 | 15-19 | 10-23-33 | 15 | 67 | 7 | 7 | 3 | 7 | 200 |
| | (.397) | (.286) | (.789) | | | | | | | | |

| | | | |
|----------------|----|----|----|
| Oklahoma State | 44 | 25 | 69 |
| Butler | 30 | 37 | 67 |

Deadball Rebounds: Oklahoma State 1, Butler 4 **Technical Fouls:** None
Officials: Mike Kitts, James Breeding, Roger Ayers **Attendance:** 4,182

BUTLER 79, NORTH DAKOTA 64

December 7, 2013

Hinkle Fieldhouse - Indianapolis, Ind.

| NORTH DAKOTA | FG | 3FG | FT | REB | PF | TP | A | TO | BLK | S | MIN |
|---------------------|--------|--------|--------|---------|----|----|----|----|-----|----|-----|
| Nash, Jaron, f | 5-11 | 0-1 | 0-1 | 1-3-4 | 1 | 10 | 0 | 1 | 3 | 4 | 27 |
| Calcaterra, Chad, f | 0-0 | 0-0 | 0-0 | 0-0-0 | 1 | 0 | 0 | 0 | 0 | 0 | 8 |
| Anderson, Aaron, g | 2-5 | 1-3 | 0-0 | 0-3-3 | 0 | 5 | 0 | 2 | 0 | 1 | 27 |
| Huff, Troy, g | 7-18 | 0-3 | 6-8 | 1-5-6 | 2 | 20 | 3 | 1 | 0 | 3 | 29 |
| Webb, Jamal, g | 1-4 | 0-0 | 2-4 | 0-3-3 | 2 | 4 | 3 | 1 | 0 | 1 | 16 |
| Stefan, Cole | 3-7 | 2-4 | 1-2 | 0-2-2 | 3 | 9 | 0 | 0 | 0 | 0 | 19 |
| Antwi, Lenny | 1-2 | 1-2 | 2-2 | 0-1-1 | 1 | 5 | 3 | 0 | 0 | 0 | 16 |
| Benton, Shane | 0-2 | 0-1 | 0-0 | 0-2-2 | 1 | 0 | 0 | 1 | 0 | 1 | 12 |
| Hooker, Quinton | 0-1 | 0-0 | 0-0 | 0-1-1 | 4 | 0 | 2 | 1 | 0 | 1 | 11 |
| Hobaugh, Dustin | 0-0 | 0-0 | 0-0 | 0-0-0 | 0 | 0 | 0 | 0 | 0 | 0 | 1 |
| Schuler, Josh | 1-6 | 1-4 | 0-0 | 0-1-1 | 3 | 3 | 1 | 0 | 0 | 0 | 21 |
| Traylor, Alonzo | 4-9 | 0-0 | 0-0 | 0-2-2 | 4 | 8 | 0 | 0 | 0 | 0 | 13 |
| Team | | | | 3-0-3 | | | | | | | |
| Totals | 24-65 | 5-18 | 11-17 | 5-23-28 | 22 | 64 | 12 | 7 | 3 | 11 | 200 |
| | (.369) | (.278) | (.647) | | | | | | | | |

| BUTLER | FG | 3FG | FT | REB | PF | TP | A | TO | BLK | S | MIN |
|--------------------|--------|--------|--------|---------|----|----|----|----|-----|---|-----|
| Marshall, Khyle, f | 9-16 | 0-0 | 3-7 | 4-3-7 | 1 | 21 | 2 | 1 | 1 | 0 | 27 |
| Woods, Kameron, f | 3-5 | 0-0 | 1-6 | 1-8-9 | 0 | 7 | 1 | 1 | 0 | 1 | 29 |
| Fromm, Erik, c | 4-7 | 0-2 | 0-0 | 0-2-2 | 2 | 8 | 1 | 1 | 0 | 0 | 18 |
| Barlow, Alex, g | 0-1 | 0-0 | 0-0 | 0-4-4 | 4 | 0 | 4 | 2 | 1 | 0 | 29 |
| Dunham, Kellen, g | 9-15 | 5-8 | 6-6 | 0-5-5 | 0 | 29 | 4 | 2 | 1 | 9 | 34 |
| Morgan, Devontae | 0-0 | 0-0 | 4-4 | 0-1-1 | 2 | 4 | 0 | 3 | 1 | 1 | 5 |
| Brown, Elijah | 1-3 | 0-2 | 0-0 | 0-3-3 | 2 | 2 | 0 | 4 | 0 | 0 | 16 |
| Aldridge, Jackson | 0-1 | 0-0 | 0-0 | 0-1-1 | 1 | 0 | 0 | 0 | 0 | 0 | 8 |
| Castro, Rene | 0-2 | 0-0 | 2-2 | 0-0-0 | 0 | 2 | 0 | 1 | 0 | 1 | 8 |
| Berry, Nolan | 2-2 | 0-0 | 0-0 | 0-2-2 | 1 | 4 | 0 | 2 | 0 | 0 | 11 |
| Chrabascz, Andrew | 1-4 | 0-0 | 0-0 | 2-4-6 | 4 | 2 | 1 | 0 | 0 | 0 | 15 |
| Team | | | | 1-3-4 | | | | | | | |
| Totals | 29-56 | 5-12 | 16-25 | 8-36-44 | 17 | 79 | 13 | 17 | 3 | 3 | 200 |
| | (.518) | (.417) | (.640) | | | | | | | | |

| | | | |
|--------------|----|----|----|
| North Dakota | 22 | 42 | 64 |
| Butler | 39 | 40 | 79 |

Deadball Rebounds: North Dakota 4, Butler 7 **Technical Fouls:** None
Officials: Lamar Simpson, Alfred Smith, Matt Potter **Attendance:** 6,355

2013-14 Box Scores

BUTLER 100, MANCHESTER 41

December 9, 2013
Hinkle Fieldhouse - Indianapolis, Ind.

| MANCHESTER | FG | 3FG | FT | REB | PF | TP | A | TO | BLK | S | MIN |
|-------------------|--------|--------|--------|---------|----|----|---|----|-----|---|-----|
| Brown, Matt, f | 0-7 | 0-4 | 0-0 | 1-1-2 | 2 | 0 | 1 | 0 | 0 | 0 | 19 |
| Schrock, Jarod, f | 0-7 | 0-1 | 0-0 | 2-2-4 | 1 | 0 | 0 | 1 | 1 | 0 | 27 |
| Brouwer, Blake, g | 0-5 | 0-4 | 0-0 | 0-1-1 | 0 | 0 | 1 | 2 | 0 | 0 | 26 |
| Dolezal, Brady, g | 5-8 | 2-3 | 2-3 | 0-3-3 | 3 | 14 | 0 | 1 | 1 | 0 | 27 |
| Newlin, Grant, g | 3-6 | 1-2 | 2-2 | 2-0-2 | 0 | 9 | 2 | 1 | 0 | 0 | 27 |
| Box, Jacob | 0-0 | 0-0 | 0-0 | 0-0-0 | 0 | 0 | 1 | 1 | 0 | 1 | 3 |
| Sims, Silas | 2-4 | 1-3 | 0-0 | 0-0-0 | 2 | 5 | 0 | 2 | 0 | 1 | 13 |
| Casteel, Chase | 0-4 | 0-4 | 0-0 | 0-1-1 | 0 | 0 | 2 | 1 | 0 | 0 | 20 |
| Titus, Todd | 2-3 | 0-0 | 0-0 | 0-1-1 | 2 | 4 | 0 | 0 | 0 | 0 | 4 |
| Berry, Keith | 0-0 | 0-0 | 2-2 | 0-0-0 | 0 | 2 | 0 | 0 | 0 | 0 | 4 |
| Butler, Jake | 0-0 | 0-0 | 0-0 | 0-1-1 | 0 | 0 | 0 | 0 | 0 | 0 | 2 |
| Jackson, Caleb | 2-6 | 1-3 | 2-2 | 1-3-4 | 1 | 7 | 0 | 3 | 0 | 0 | 13 |
| Feitshans, Nate | 0-1 | 0-0 | 0-0 | 1-0-1 | 0 | 0 | 0 | 2 | 0 | 1 | 10 |
| Thompson, Dakota | 0-2 | 0-2 | 0-0 | 0-0-0 | 1 | 0 | 0 | 0 | 0 | 0 | 4 |
| Turner, Drew | 0-0 | 0-0 | 0-0 | 0-0-0 | 0 | 0 | 0 | 0 | 0 | 0 | 1 |
| Team | | | | 2-1-3 | | | | | 1 | | |
| Totals | 14-53 | 5-26 | 8-9 | 9-14-23 | 12 | 41 | 7 | 15 | 2 | 3 | 200 |
| | (.264) | (.192) | (.889) | | | | | | | | |

| BUTLER | FG | 3FG | FT | REB | PF | TP | A | TO | BLK | S | MIN |
|--------------------|--------|--------|--------|----------|----|-----|----|----|-----|---|-----|
| Marshall, Khyle, f | 6-9 | 0-0 | 2-2 | 2-0-2 | 2 | 14 | 1 | 0 | 2 | 2 | 16 |
| Woods, Kameron, f | 5-5 | 0-0 | 1-1 | 1-4-5 | 0 | 11 | 2 | 1 | 2 | 2 | 21 |
| Fromm, Erik, c | 3-7 | 1-2 | 0-0 | 3-4-7 | 0 | 7 | 0 | 0 | 3 | 1 | 19 |
| Barlow, Alex, g | 2-3 | 1-2 | 0-0 | 0-0-0 | 1 | 5 | 3 | 0 | 1 | 2 | 14 |
| Dunham, Kellen, g | 4-5 | 2-3 | 5-6 | 0-4-4 | 0 | 15 | 0 | 2 | 0 | 0 | 19 |
| Morgan, Devontae | 2-4 | 0-0 | 0-0 | 0-0-0 | 2 | 4 | 2 | 0 | 0 | 0 | 13 |
| Brown, Elijah | 3-5 | 3-4 | 0-0 | 0-4-4 | 1 | 9 | 4 | 0 | 1 | 0 | 21 |
| Volovic, Michael | 1-3 | 0-2 | 2-3 | 0-2-2 | 0 | 4 | 1 | 0 | 0 | 0 | 5 |
| Aldridge, Jackson | 2-5 | 2-5 | 0-0 | 0-0-0 | 1 | 6 | 0 | 1 | 0 | 0 | 16 |
| Kampen, Elliott | 0-0 | 0-0 | 0-0 | 0-0-0 | 1 | 0 | 0 | 1 | 0 | 0 | 5 |
| Castro, Rene | 5-7 | 2-3 | 0-0 | 0-0-0 | 0 | 12 | 2 | 1 | 0 | 1 | 16 |
| Berry, Nolan | 3-5 | 0-1 | 2-2 | 1-5-6 | 0 | 8 | 1 | 0 | 1 | 0 | 15 |
| Bennett, Steven | 1-1 | 1-1 | 0-0 | 0-0-0 | 1 | 3 | 0 | 0 | 0 | 0 | 5 |
| Chrabascz, Andrew | 1-1 | 0-0 | 0-0 | 2-4-6 | 1 | 2 | 1 | 2 | 0 | 0 | 15 |
| Team | | | | 1-1-2 | | | | | | | |
| Totals | 38-60 | 12-23 | 12-14 | 10-28-38 | 10 | 100 | 17 | 8 | 10 | 8 | 200 |
| | (.633) | (.522) | (.857) | | | | | | | | |

| | | | |
|------------|----|----|-----|
| Manchester | 24 | 17 | 41 |
| Butler | 48 | 52 | 100 |

Deadball Rebounds: Manchester 0, Butler 3 Technical Fouls: None
Officials: Doug Shows, Michael Nance, Leslie Jones Attendance: 5,931

BUTLER 76, PURDUE 70

Crossroads Classic - December 14, 2013
Bankers Life Fieldhouse - Indianapolis, Ind.

| PURDUE | FG | 3FG | FT | REB | PF | TP | A | TO | BLK | S | MIN |
|----------------------|--------|--------|--------|----------|----|----|---|----|-----|---|-----|
| Smotherman, Basil, f | 3-3 | 0-0 | 1-1 | 1-1-2 | 5 | 7 | 0 | 2 | 0 | 1 | 14 |
| Simpson, Jay, f | 1-5 | 0-0 | 0-0 | 2-2-4 | 0 | 2 | 0 | 0 | 0 | 0 | 12 |
| Stephens, Kendall, g | 1-5 | 0-3 | 0-1 | 0-2-2 | 3 | 2 | 0 | 0 | 1 | 1 | 15 |
| Johnson, Terone, g | 8-14 | 1-4 | 3-4 | 2-4-6 | 1 | 20 | 4 | 6 | 0 | 0 | 33 |
| Johnson, Ronnie, g | 1-7 | 0-0 | 3-5 | 2-0-2 | 4 | 5 | 1 | 1 | 0 | 0 | 24 |
| Carter, Sterling | 1-5 | 1-4 | 0-0 | 0-0-0 | 3 | 3 | 0 | 1 | 1 | 0 | 10 |
| Scott, Bryson | 5-8 | 1-1 | 2-2 | 1-3-4 | 1 | 13 | 3 | 1 | 0 | 2 | 22 |
| Hammons, A. J. | 5-6 | 0-0 | 0-0 | 1-2-3 | 5 | 10 | 0 | 3 | 3 | 0 | 17 |
| Peck, Errick | 1-4 | 0-1 | 1-2 | 1-5-6 | 1 | 3 | 1 | 0 | 0 | 1 | 27 |
| Davis, Rapheal | 1-4 | 1-1 | 0-0 | 0-2-2 | 2 | 3 | 0 | 4 | 0 | 2 | 16 |
| Carroll, Travis | 1-2 | 0-0 | 0-0 | 3-0-3 | 0 | 2 | 0 | 0 | 0 | 1 | 10 |
| Team | | | | 2-2-4 | | 1 | | | | | |
| Totals | 28-63 | 4-14 | 10-15 | 15-23-38 | 26 | 70 | 9 | 18 | 5 | 8 | 200 |
| | (.444) | (.286) | (.667) | | | | | | | | |

| BUTLER | FG | 3FG | FT | REB | PF | TP | A | TO | BLK | S | MIN |
|--------------------|--------|--------|--------|----------|----|----|---|----|-----|----|-----|
| Marshall, Khyle, f | 8-14 | 0-0 | 2-4 | 4-5-9 | 2 | 18 | 1 | 2 | 1 | 0 | 32 |
| Woods, Kameron, f | 2-5 | 0-0 | 1-4 | 4-8-12 | 2 | 5 | 2 | 3 | 0 | 4 | 37 |
| Fromm, Erik, c | 4-8 | 3-6 | 3-6 | 1-2-3 | 4 | 14 | 0 | 2 | 4 | 1 | 36 |
| Barlow, Alex, g | 2-5 | 0-1 | 1-2 | 1-1-2 | 5 | 5 | 4 | 3 | 2 | 5 | 35 |
| Dunham, Kellen, g | 8-16 | 2-4 | 7-10 | 0-4-4 | 2 | 25 | 1 | 2 | 1 | 1 | 36 |
| Brown, Elijah | 2-8 | 1-3 | 4-4 | 0-2-2 | 2 | 9 | 1 | 2 | 1 | 0 | 19 |
| Aldridge, Jackson | 0-0 | 0-0 | 0-0 | 0-1-1 | 0 | 0 | 0 | 0 | 0 | 0 | 4 |
| Berry, Nolan | 0-0 | 0-0 | 0-0 | 0-0-0 | 0 | 0 | 0 | 0 | 0 | 0 | 0+ |
| Chrabascz, Andrew | 0-0 | 0-0 | 0-0 | 0-0-0 | 2 | 0 | 0 | 0 | 0 | 0 | 1 |
| Team | | | | 2-0-2 | | | | | 1 | | |
| Totals | 26-56 | 6-14 | 18-30 | 12-23-35 | 19 | 76 | 9 | 15 | 9 | 11 | 200 |
| | (.464) | (.429) | (.600) | | | | | | | | |

| | | | |
|--------|----|----|----|
| Purdue | 33 | 37 | 70 |
| Butler | 36 | 40 | 76 |

Deadball Rebounds: Purdue 2, Butler 7 Technical Fouls: Purdue-Team
Officials: Bo Boroski, John Gaffney, Jim Burr Attendance: 18,165

BUTLER 68, EVANSVILLE 59

December 21, 2013
Ford Center - Evansville, Ind.

| BUTLER | FG | 3FG | FT | REB | PF | TP | A | TO | BLK | S | MIN |
|--------------------|--------|--------|--------|----------|----|----|----|----|-----|---|-----|
| Marshall, Khyle, f | 4-6 | 0-0 | 4-5 | 2-5-7 | 2 | 12 | 1 | 2 | 0 | 0 | 28 |
| Woods, Kameron, f | 2-5 | 0-0 | 4-7 | 3-10-13 | 4 | 8 | 1 | 3 | 2 | 1 | 33 |
| Fromm, Erik, c | 2-7 | 0-4 | 1-2 | 2-5-7 | 2 | 5 | 1 | 2 | 0 | 0 | 22 |
| Barlow, Alex, g | 5-12 | 2-7 | 4-5 | 3-5-8 | 4 | 16 | 2 | 3 | 0 | 4 | 29 |
| Dunham, Kellen, g | 5-16 | 3-7 | 2-2 | 1-4-5 | 2 | 15 | 2 | 1 | 1 | 2 | 40 |
| Brown, Elijah | 1-6 | 0-3 | 0-0 | 0-2-2 | 0 | 2 | 2 | 2 | 0 | 0 | 18 |
| Aldridge, Jackson | 1-3 | 1-1 | 0-0 | 1-1-2 | 0 | 3 | 1 | 0 | 0 | 0 | 11 |
| Castro, Rene | 0-1 | 0-0 | 0-0 | 0-0-0 | 0 | 0 | 1 | 0 | 0 | 1 | 5 |
| Chrabascz, Andrew | 3-5 | 0-0 | 1-2 | 4-0-4 | 2 | 7 | 0 | 0 | 1 | 0 | 14 |
| Team | | | | 0-1-1 | | | | | | | |
| Totals | 23-61 | 6-22 | 16-23 | 16-33-49 | 16 | 68 | 11 | 13 | 4 | 8 | 200 |
| | (.377) | (.273) | (.696) | | | | | | | | |

| EVANSVILLE | FG | 3FG | FT | REB | PF | TP | A | TO | BLK | S | MIN |
|-------------------------|--------|--------|--------|---------|----|----|----|----|-----|---|-----|
| Wing, Adam, f | 2-7 | 2-5 | 1-2 | 0-2-2 | 3 | 7 | 3 | 4 | 0 | 0 | 39 |
| Mockevicius, Egidiju, c | 2-5 | 0-0 | 3-4 | 4-11-15 | 1 | 7 | 1 | 0 | 0 | 2 | 28 |
| Gibson, Duane, g | 1-6 | 0-0 | 0-0 | 0-2-2 | 3 | 2 | 5 | 5 | 0 | 1 | 24 |
| Balentine, D. J., g | 9-21 | 1-2 | 7-7 | 2-2-4 | 4 | 26 | 5 | 1 | 0 | 3 | 39 |
| Simmons, Blake, g | 4-9 | 0-2 | 0-2 | 0-1-1 | 2 | 8 | 2 | 0 | 2 | 0 | 29 |
| Benzon, Christian | 0-0 | 0-0 | 0-0 | 0-0-0 | 0 | 0 | 0 | 0 | 0 | 0 | 1 |
| Brown, Jaylon | 1-3 | 0-0 | 0-1 | 0-2-2 | 2 | 2 | 0 | 2 | 0 | 1 | 20 |
| Moore, Jaylon | 2-4 | 0-0 | 0-0 | 0-0-0 | 4 | 4 | 0 | 0 | 2 | 0 | 11 |
| Ptacek, Tyler | 1-3 | 1-3 | 0-0 | 0-1-1 | 1 | 3 | 0 | 0 | 0 | 0 | 9 |
| Team | | | | 0-4-4 | | | | | | | |
| Totals | 22-58 | 4-12 | 11-16 | 6-25-31 | 20 | 59 | 16 | 12 | 4 | 7 | 200 |
| | (.379) | (.333) | (.688) | | | | | | | | |

| | | | |
|------------|----|----|----|
| Butler | 29 | 39 | 68 |
| Evansville | 32 | 27 | 59 |

Deadball Rebounds: Butler 4, Evansville 2 Technical Fouls: None
Officials: Bo Boroski, Randy Heimerman, Brent Hampton Attendance: 7,035

BUTLER 66, NJIT 48

December 28, 2013
Hinkle Fieldhouse - Indianapolis, Ind.

| NJIT | FG | 3FG | FT | REB | PF | TP | A | TO | BLK | S | MIN |
|-----------------------|--------|--------|--------|----------|----|----|----|----|-----|---|-----|
| Smith, Terrence, f | 4-7 | 0-0 | 0-0 | 3-2-5 | 5 | 8 | 0 | 1 | 0 | 0 | 18 |
| Howard, Ky, g | 2-8 | 0-0 | 3-4 | 1-3-4 | 1 | 7 | 7 | 1 | 0 | 1 | 35 |
| Sydnor, Nigel, g | 3-8 | 1-2 | 1-1 | 2-4-6 | 3 | 8 | 1 | 1 | 0 | 0 | 21 |
| Lynn, Damon, g | 3-14 | 3-10 | 2-2 | 1-2-3 | 0 | 11 | 0 | 2 | 0 | 2 | 33 |
| Willis, Winfield, g | 1-7 | 0-4 | 0-0 | 0-1-1 | 2 | 2 | 1 | 1 | 0 | 1 | 30 |
| Duncan, Jake | 3-7 | 1-5 | 0-0 | 0-0-0 | 5 | 7 | 1 | 0 | 0 | 0 | 17 |
| Holiday, Daquan | 0-2 | 0-0 | 1-2 | 0-0-0 | 2 | 1 | 1 | 0 | 2 | 2 | 18 |
| Nweke, Odera | 2-6 | 0-0 | 0-2 | 2-3-5 | 2 | 4 | 0 | 1 | 0 | 1 | 18 |
| Tselentakis, Emmanuel | 0-1 | 0-0 | 0-0 | 0-0-0 | 1 | 0 | 0 | 0 | 0 | 0 | 10 |
| Team | | | | 2-1-3 | | | | | | | |
| Totals | 18-60 | 5-21 | 7-11 | 11-16-27 | 21 | 48 | 11 | 7 | 2 | 7 | 200 |
| | (.300) | (.238) | (.636) | | | | | | | | |

| BUTLER | FG | 3FG | FT | REB | PF | TP | A | TO | BLK | S | MIN |
|--------------------|--------|--------|--------|----------|----|----|----|----|-----|---|-----|
| Marshall, Khyle, f | 8-10 | 0-1 | 5-11 | 2-3-5 | 2 | 21 | 0 | 1 | 0 | 1 | 26 |
| Woods, Kameron, f | 2-4 | 0-0 | 5-8 | 3-9-12 | 1 | 9 | 3 | 1 | 3 | 0 | 35 |
| Fromm, Erik, c | 2-6 | 1-2 | 1-2 | 3-3-6 | 13 | 6 | 1 | 0 | 1 | 0 | 28 |
| Barlow, Alex, g | 3-6 | 1-1 | 0-0 | 1-3-4 | 2 | 7 | 2 | 1 | 0 | 0 | 24 |
| Dunham, Kellen, g | 3-9 | 1-6 | 2-2 | 0-4-4 | 3 | 9 | 2 | 3 | 1 | 2 | 35 |
| Morgan, Devontae | 0-0 | 0-0 | 0-0 | 0-0-0 | 0 | 0 | 0 | 0 | 0 | 0 | 1 |
| Brown, Elijah | 0-3 | 0-1 | 0-0 | 0-3-3 | 1 | 0 | 2 | 1 | 0 | 0 | 11 |
| Aldridge, Jackson | 1-1 | 0-0 | 0-0 | 0-0-0 | 0 | 2 | 0 | 2 | 0 | 0 | 4 |
| Castro, Rene | 5-8 | 0-2 | 0-0 | 0-2-2 | 1 | 10 | 0 | 0 | 0 | 0 | 19 |
| Chrabascz, Andrew | 1-4 | 0-0 | 0-0 | 3-2-5 | 2 | 2 | 0 | 0 | 0 | 0 | 17 |
| Team | | | | 1-3-4 | | | | | | | |
| Totals | 25-51 | 3-13 | 13-23 | 13-32-45 | 15 | 66 | 10 | 9 | 5 | 3 | 200 |
| | (.490) | (.231) | (.565) | | | | | | | | |

| | | | |
|--------|----|----|----|
| NJIT | 16 | 32 | 48 |
| Butler | 29 | 37 | 66 |

Deadball Rebounds: NJIT 4, Butler 6 Technical Fouls: None
Officials: Lamar Simpson, Stephen McJunkins, Gary Prager Attendance: 6,504

2013-14 Box Scores

#11 VILLANOVA 76, BUTLER 73 (OT)

December 31, 2013

Hinkle Fieldhouse - Indianapolis, Ind.

| VILLANOVA | FG | 3FG | FT | REB | PF | TP | A | TO | BLK | S | MIN |
|------------------------|--------|--------|--------|---------|----|----|----|----|-----|----|-----|
| Pinkston, JayVaughn, f | 8-16 | 0-1 | 6-7 | 1-3-4 | 1 | 22 | 2 | 1 | 3 | 1 | 42 |
| Ochefu, Daniel, f | 4-5 | 0-0 | 0-0 | 1-3-4 | 3 | 8 | 2 | 1 | 2 | 1 | 21 |
| Hilliard, Darrun, g | 2-6 | 0-0 | 11-14 | 0-4-4 | 2 | 15 | 2 | 5 | 1 | 1 | 38 |
| Arcidiacono, Ryan, g | 3-6 | 2-4 | 1-3 | 0-3-3 | 3 | 9 | 3 | 2 | 9 | 4 | 39 |
| Bell, James, g | 3-10 | 1-6 | 0-0 | 2-6-8 | 2 | 7 | 3 | 6 | 1 | 3 | 41 |
| Jenkins, Kris | 0-0 | 0-0 | 0-0 | 0-0-0 | 1 | 0 | 0 | 0 | 0 | 0 | 5 |
| Hart, Josh | 4-5 | 2-3 | 0-2 | 0-2-2 | 1 | 10 | 1 | 1 | 0 | 0 | 22 |
| Chennault, Tony | 1-1 | 0-0 | 1-1 | 0-2-2 | 2 | 3 | 0 | 0 | 0 | 0 | 12 |
| Reynolds, Darryl | 0-0 | 0-0 | 0-0 | 0-0-0 | 0 | 0 | 0 | 0 | 0 | 0 | 0+ |
| Ennis, Dylan | 1-3 | 0-2 | 0-0 | 0-0-0 | 1 | 2 | 0 | 0 | 0 | 0 | 5 |
| Team | | | | 2-2-4 | | | | | | | |
| Totals | 26-52 | 5-16 | 19-27 | 6-25-31 | 16 | 76 | 13 | 16 | 7 | 10 | 225 |
| | (.500) | (.313) | (.704) | | | | | | | | |

| BUTLER | FG | 3FG | FT | REB | PF | TP | A | TO | BLK | S | MIN |
|--------------------|--------|--------|--------|---------|----|----|----|----|-----|---|-----|
| Marshall, Khyle, f | 2-7 | 0-1 | 0-0 | 1-2-3 | 4 | 4 | 0 | 0 | 0 | 0 | 22 |
| Woods, Kameron, f | 2-4 | 0-0 | 2-2 | 1-6-7 | 3 | 6 | 1 | 5 | 0 | 0 | 35 |
| Fromm, Erik, c | 3-4 | 2-3 | 1-2 | 1-3-4 | 2 | 9 | 1 | 0 | 2 | 0 | 36 |
| Barlow, Alex, g | 2-10 | 1-4 | 1-1 | 4-5-9 | 4 | 6 | 5 | 3 | 0 | 3 | 43 |
| Dunham, Kellen, g | 7-18 | 3-11 | 5-5 | 0-1-1 | 4 | 22 | 2 | 3 | 0 | 0 | 35 |
| Brown, Elijah | 4-10 | 4-7 | 7-8 | 0-5-5 | 3 | 19 | 3 | 3 | 0 | 3 | 26 |
| Aldridge, Jackson | 0-2 | 0-2 | 0-0 | 0-0-0 | 0 | 0 | 0 | 0 | 0 | 0 | 6 |
| Castro, Rene | 0-0 | 0-0 | 0-0 | 0-0-0 | 0 | 0 | 0 | 1 | 0 | 0 | 4 |
| Chrabascz, Andrew | 3-3 | 0-0 | 1-1 | 1-2-3 | 1 | 7 | 2 | 0 | 0 | 0 | 18 |
| Team | | | | 1-1-2 | | | | | | | |
| Totals | 23-58 | 10-28 | 17-19 | 9-25-34 | 21 | 73 | 14 | 15 | 2 | 6 | 225 |
| | (.397) | (.357) | (.895) | | | | | | | | |

Villanova 35
Butler 34

Deadball Rebounds: Villanova 4, Butler 2 Technical Fouls: None
Officials: Doug Shows, Jim Burr, Jeffrey Anderson Attendance: 9,318

DePAUL 99, BUTLER 94 (2OT)

January 9, 2014

Hinkle Fieldhouse - Indianapolis, Ind.

| DePAUL | FG | 3FG | FT | REB | PF | TP | A | TO | BLK | S | MIN |
|----------------------|--------|--------|--------|---------|----|----|----|----|-----|---|-----|
| Melvin, Cleveland, f | 10-14 | 3-4 | 7-15 | 3-5-8 | 3 | 30 | 2 | 4 | 2 | 0 | 45 |
| Hamilton, Tommy, c | 7-10 | 3-3 | 0-0 | 2-10-12 | 2 | 17 | 2 | 3 | 2 | 0 | 37 |
| Garrett, Billy, g | 6-11 | 2-2 | 8-9 | 2-3-5 | 5 | 22 | 5 | 3 | 0 | 1 | 39 |
| Young, Brandon, g | 4-9 | 0-2 | 10-13 | 0-2-2 | 3 | 18 | 2 | 5 | 0 | 3 | 44 |
| McKinney, Charles, g | 1-2 | 0-0 | 0-0 | 0-0-0 | 4 | 2 | 0 | 1 | 0 | 2 | 17 |
| Marrero, DeJuan | 0-0 | 0-0 | 0-0 | 0-1-1 | 2 | 0 | 0 | 0 | 0 | 0 | 3 |
| Robinson, Forrest | 0-1 | 0-1 | 0-0 | 0-0-0 | 1 | 0 | 1 | 1 | 0 | 0 | 4 |
| McDonald, Durrell | 0-3 | 0-2 | 0-0 | 0-0-0 | 3 | 0 | 0 | 0 | 0 | 0 | 19 |
| Sequele, Greg | 1-2 | 0-0 | 0-0 | 0-1-1 | 2 | 2 | 0 | 0 | 1 | 0 | 14 |
| Marcus, Sandi | 3-3 | 0-0 | 2-2 | 1-5-6 | 5 | 8 | 0 | 1 | 2 | 0 | 28 |
| Team | | | | 1-0-1 | | | | | | | |
| Totals | 32-55 | 8-14 | 27-38 | 9-27-36 | 30 | 99 | 12 | 18 | 7 | 6 | 250 |
| | (.582) | (.571) | (.711) | | | | | | | | |

| BUTLER | FG | 3FG | FT | REB | PF | TP | A | TO | BLK | S | MIN |
|--------------------|--------|--------|--------|----------|----|----|----|----|-----|---|-----|
| Marshall, Khyle, f | 6-12 | 0-0 | 3-7 | 1-0-1 | 4 | 15 | 1 | 0 | 0 | 1 | 31 |
| Woods, Kameron, f | 7-8 | 0-0 | 3-4 | 3-11-14 | 5 | 17 | 2 | 4 | 0 | 2 | 41 |
| Fromm, Erik, c | 5-7 | 0-0 | 1-3 | 2-2-4 | 4 | 11 | 0 | 1 | 1 | 1 | 30 |
| Barlow, Alex, g | 1-2 | 0-0 | 0-0 | 0-1-1 | 5 | 2 | 3 | 2 | 0 | 1 | 24 |
| Dunham, Kellen, g | 9-25 | 6-14 | 6-8 | 0-3-3 | 2 | 30 | 3 | 1 | 2 | 1 | 47 |
| Brown, Elijah | 2-6 | 0-4 | 0-0 | 0-1-1 | 2 | 4 | 1 | 1 | 0 | 0 | 20 |
| Aldridge, Jackson | 1-2 | 0-0 | 1-2 | 1-0-1 | 2 | 3 | 0 | 0 | 0 | 0 | 11 |
| Castro, Rene | 0-2 | 0-0 | 2-3 | 0-0-0 | 2 | 2 | 0 | 1 | 0 | 0 | 16 |
| Berry, Nolan | 0-1 | 0-1 | 0-0 | 0-0-0 | 1 | 0 | 0 | 0 | 0 | 0 | 1 |
| Chrabascz, Andrew | 3-6 | 0-1 | 4-5 | 4-1-5 | 2 | 10 | 2 | 1 | 0 | 1 | 29 |
| Team | | | | 3-0-3 | | | | | | | |
| Totals | 34-71 | 6-20 | 20-32 | 14-19-33 | 29 | 94 | 12 | 11 | 3 | 8 | 250 |
| | (.479) | (.300) | (.625) | | | | | | | | |

DePaul 32
Butler 35

Deadball Rebounds: DePaul 7, Butler 7 Technical Fouls: None
Officials: Jamie Luckie, Leslie Jones, Mike Stuart Attendance: 6,163

XAVIER 79, BUTLER 68

January 4, 2014

Cintas Center - Cincinnati, Ohio

| BUTLER | FG | 3FG | FT | REB | PF | TP | A | TO | BLK | S | MIN |
|--------------------|--------|--------|--------|---------|----|----|----|----|-----|---|-----|
| Marshall, Khyle, f | 6-14 | 0-0 | 2-5 | 1-1-2 | 2 | 14 | 1 | 3 | 1 | 0 | 27 |
| Woods, Kameron, f | 4-7 | 0-0 | 0-0 | 1-6-7 | 4 | 8 | 2 | 4 | 2 | 1 | 37 |
| Fromm, Erik, c | 3-6 | 1-3 | 2-3 | 2-1-3 | 3 | 9 | 0 | 0 | 1 | 1 | 22 |
| Dunham, Kellen, g | 3-10 | 2-5 | 3-6 | 1-2-3 | 3 | 11 | 3 | 5 | 0 | 0 | 38 |
| Barlow, Alex, g | 2-4 | 1-2 | 0-0 | 1-2-3 | 3 | 5 | 2 | 1 | 0 | 1 | 26 |
| Brown, Elijah | 3-8 | 2-6 | 2-3 | 0-2-2 | 2 | 10 | 3 | 2 | 0 | 0 | 20 |
| Aldridge, Jackson | 0-0 | 0-0 | 0-0 | 0-1-1 | 1 | 0 | 1 | 0 | 0 | 0 | 3 |
| Castro, Rene | 0-1 | 0-1 | 2-2 | 1-1-2 | 1 | 2 | 0 | 0 | 0 | 0 | 10 |
| Chrabascz, Andrew | 2-2 | 0-0 | 5-5 | 2-3-5 | 2 | 9 | 0 | 0 | 0 | 0 | 17 |
| Team | | | | 0-2-2 | | | | | | | |
| Totals | 23-52 | 6-17 | 16-24 | 9-21-30 | 21 | 68 | 12 | 15 | 4 | 3 | 200 |
| | (.442) | (.353) | (.667) | | | | | | | | |

| XAVIER | FG | 3FG | FT | REB | PF | TP | A | TO | BLK | S | MIN |
|---------------------|--------|--------|--------|---------|----|----|----|----|-----|---|-----|
| Martin, Justin, f | 4-9 | 1-2 | 4-5 | 1-6-7 | 3 | 13 | 1 | 2 | 0 | 1 | 32 |
| Philmore, Isaiah, f | 3-3 | 0-0 | 3-4 | 1-5-6 | 3 | 9 | 1 | 1 | 0 | 0 | 24 |
| Stainbrook, Matt, c | 7-12 | 0-0 | 3-4 | 2-5-7 | 3 | 17 | 4 | 2 | 2 | 0 | 35 |
| Christon, Semaj, g | 7-14 | 0-2 | 6-7 | 1-1-2 | 1 | 20 | 8 | 0 | 1 | 3 | 37 |
| Davis, Dee, g | 4-6 | 2-3 | 2-2 | 0-0-0 | 2 | 12 | 1 | 1 | 0 | 1 | 27 |
| Reynolds, Jalen | 0-2 | 0-0 | 0-0 | 1-0-1 | 1 | 0 | 0 | 0 | 0 | 0 | 3 |
| Farr, James | 1-2 | 0-0 | 0-0 | 0-3-3 | 3 | 2 | 0 | 1 | 0 | 2 | 11 |
| Randolph, Brandon | 0-2 | 0-1 | 0-0 | 0-0-0 | 0 | 0 | 1 | 1 | 0 | 0 | 9 |
| Davis, Myles | 2-4 | 0-1 | 2-2 | 0-3-3 | 0 | 6 | 0 | 0 | 0 | 1 | 15 |
| Stenger, Erik | 0-1 | 0-0 | 0-0 | 1-2-3 | 0 | 0 | 0 | 0 | 0 | 0 | 7 |
| Team | | | | 1-0-1 | | | | | | | |
| Totals | 28-55 | 3-9 | 20-24 | 8-25-33 | 16 | 79 | 16 | 8 | 3 | 8 | 200 |
| | (.509) | (.333) | (.833) | | | | | | | | |

Butler 42
Xavier 37

Deadball Rebounds: Butler 3, Xavier 2 Technical Fouls: Marshall, Butler: Martin, Xavier
Officials: Ed Corbett, Tim Clougherty, Anthony J. Chiazza Attendance: 10,250

GEORGETOWN 70, BUTLER 67 (OT)

January 11, 2014

Hinkle Fieldhouse - Indianapolis, Ind.

| GEORGETOWN | FG | 3FG | FT | REB | PF | TP | A | TO | BLK | S | MIN |
|----------------------------|--------|--------|--------|----------|----|----|----|----|-----|---|-----|
| Cameron, Reggie, f | 4-10 | 1-7 | 0-1 | 0-3-3 | 2 | 9 | 0 | 0 | 0 | 0 | 32 |
| Hopkins, Mikael, f | 1-6 | 0-0 | 0-0 | 1-4-5 | 5 | 2 | 3 | 2 | 1 | 1 | 29 |
| Lubick, Nate, f | 3-6 | 0-0 | 0-1 | 2-1-3 | 5 | 6 | 1 | 2 | 0 | 0 | 16 |
| Smith-Rivera, D'Vauntes, g | 7-16 | 1-5 | 3-3 | 3-4-7 | 2 | 18 | 5 | 2 | 1 | 1 | 44 |
| Starks, Markel, g | 5-14 | 2-7 | 3-7 | 1-4-5 | 2 | 15 | 1 | 1 | 0 | 0 | 44 |
| Bowen, Aaron | 5-8 | 0-1 | 1-2 | 2-3-5 | 3 | 11 | 1 | 1 | 1 | 2 | 29 |
| Caprio, John | 1-1 | 0-0 | 1-2 | 0-4-4 | 4 | 3 | 2 | 2 | 1 | 0 | 16 |
| Ayegba, Moses | 3-3 | 0-0 | 0-0 | 3-5-8 | 5 | 6 | 0 | 1 | 1 | 0 | 15 |
| Team | | | | 1-2-3 | | | | | | | |
| Totals | 29-64 | 4-20 | 8-16 | 13-30-43 | 28 | 70 | 13 | 11 | 5 | 4 | 225 |
| | (.453) | (.200) | (.500) | | | | | | | | |

| BUTLER | FG | 3FG | FT | REB | PF | TP | A | TO | BLK | S | MIN |
|--------------------|--------|--------|--------|----------|----|----|---|----|-----|---|-----|
| Marshall, Khyle, f | 6-12 | 0-0 | 6-10 | 4-0-4 | 5 | 18 | 0 | 2 | 0 | 0 | 36 |
| Woods, Kameron, f | 0-6 | 0-0 | 2-2 | 1-9-10 | 3 | 2 | 4 | 3 | 0 | 0 | 35 |
| Fromm, Erik, c | 2-4 | 0-2 | 0-0 | 1-1-2 | 0 | 4 | 0 | 0 | 0 | 0 | 23 |
| Barlow, Alex, g | 2-10 | 1-7 | 3-5 | 1-3-4 | 4 | 8 | 2 | 1 | 1 | 1 | 42 |
| Dunham, Kellen, g | 6-19 | 1-11 | 8-8 | 0-4-4 | 3 | 21 | 2 | 0 | 0 | 0 | 45 |
| Brown, Elijah | 0-3 | 0-1 | 0-0 | 0-1-1 | 1 | 0 | 1 | 0 | 0 | 0 | 13 |
| Aldridge, Jackson | 0-1 | 0-0 | 0-0 | 0-0-0 | 0 | 0 | 0 | 0 | 0 | 0 | 6 |
| Chrabascz, Andrew | 4-5 | 0-0 | 6-8 | 5-1-6 | 4 | 14 | 0 | 1 | 0 | 2 | 25 |
| Team | | | | 2-3-5 | | | | | | | |
| Totals | 20-60 | 2-21 | 25-33 | 14-22-36 | 20 | 67 | 9 | 7 | 1 | 4 | 225 |
| | (.333) | (.095) | (.758) | | | | | | | | |

2013-14 Box Scores

#20 CREIGHTON 88, BUTLER 60

January 14, 2014

CenturyLink Center - Omaha, Neb.

| BUTLER | FG | 3FG | FT | REB | PF | TP | A | TO | BLK | S | MIN |
|---------------------|--------|--------|--------|----------|----|----|----|----|-----|---|-----|
| Marshall, Kylee, f | 5-10 | 0-0 | 1-2 | 3-3-6 | 1 | 11 | 0 | 1 | 0 | 0 | 25 |
| Woods, Kameron, f | 0-9 | 0-0 | 0-0 | 2-8-10 | 2 | 0 | 3 | 1 | 0 | 0 | 31 |
| Fromm, Erik, c | 3-11 | 1-6 | 1-2 | 3-2-5 | 1 | 8 | 0 | 1 | 0 | 0 | 26 |
| Barlow, Alex, g | 3-5 | 2-4 | 0-0 | 0-1-1 | 3 | 8 | 6 | 0 | 0 | 1 | 22 |
| Dunham, Kellen, g | 5-14 | 2-5 | 0-0 | 0-1-1 | 0 | 12 | 0 | 0 | 0 | 0 | 29 |
| Morgan, Devontae | 1-2 | 0-0 | 1-2 | 0-0-0 | 0 | 3 | 0 | 0 | 0 | 0 | 4 |
| Brown, Elijah | 3-7 | 2-3 | 0-0 | 1-1-2 | 0 | 8 | 2 | 0 | 0 | 0 | 25 |
| Aldridge, Jackson | 1-2 | 0-1 | 0-0 | 0-0-0 | 2 | 2 | 0 | 0 | 0 | 0 | 7 |
| Kampen, Elliott | 0-1 | 0-1 | 0-0 | 0-0-0 | 0 | 0 | 1 | 0 | 0 | 0 | 2 |
| Castro, Rene | 1-3 | 0-1 | 0-1 | 0-1-1 | 0 | 2 | 1 | 0 | 0 | 0 | 10 |
| Berry, Nolan | 0-2 | 0-1 | 0-0 | 1-2-3 | 0 | 0 | 0 | 0 | 0 | 0 | 4 |
| Chrabascz, Andrew | 2-2 | 0-0 | 2-2 | 1-0-1 | 1 | 6 | 2 | 0 | 0 | 0 | 15 |
| Team | | | | 2-1-3 | | | | | | | |
| Totals | 24-68 | 7-22 | 5-9 | 13-20-33 | 10 | 60 | 15 | 3 | 0 | 2 | 200 |
| | (.353) | (.318) | (.556) | | | | | | | | |
| CREIGHTON | FG | 3FG | FT | REB | PF | TP | A | TO | BLK | S | MIN |
| McDermott, Doug, f | 11-19 | 3-5 | 3-4 | 0-5-5 | 0 | 28 | 2 | 0 | 1 | 0 | 27 |
| Wragge, Ethan, f | 2-2 | 2-2 | 0-0 | 0-5-5 | 0 | 6 | 2 | 0 | 0 | 0 | 25 |
| Chatman, Austin, g | 2-4 | 2-3 | 4-4 | 0-3-3 | 1 | 10 | 1 | 1 | 0 | 0 | 22 |
| Manigat, Jahenns, g | 1-6 | 0-4 | 0-0 | 0-4-4 | 2 | 2 | 6 | 1 | 0 | 1 | 27 |
| Dingham, Avery, g | 2-5 | 0-3 | 2-2 | 3-4-7 | 1 | 6 | 1 | 1 | 0 | 0 | 27 |
| Ferrari, Steven | 0-0 | 0-0 | 0-0 | 0-0-0 | 0 | 0 | 0 | 0 | 0 | 0 | 2 |
| Brooks, Devin | 4-8 | 0-0 | 1-2 | 1-4-5 | 0 | 9 | 3 | 0 | 0 | 0 | 22 |
| Zierden, Isaiah | 1-2 | 0-1 | 0-0 | 1-1-2 | 3 | 2 | 3 | 0 | 0 | 0 | 19 |
| Artino, Will | 4-5 | 0-0 | 1-1 | 1-3-4 | 2 | 9 | 0 | 1 | 2 | 0 | 11 |
| Hanson, Zach | 4-5 | 0-1 | 0-1 | 1-2-3 | 1 | 8 | 1 | 0 | 1 | 0 | 7 |
| Groselle, Geoffrey | 4-5 | 0-0 | 0-0 | 2-2-4 | 1 | 8 | 0 | 0 | 0 | 0 | 8 |
| Oginni, Mogboluwaga | 0-2 | 0-0 | 0-0 | 0-1-1 | 0 | 0 | 0 | 0 | 0 | 0 | 3 |
| Team | | | | 1-0-1 | | | | | | | |
| Totals | 35-63 | 7-19 | 11-14 | 10-34-44 | 11 | 89 | 19 | 4 | 4 | 1 | 200 |
| | (.556) | (.368) | (.786) | | | | | | | | |
| Butler | 24 | 36 | 60 | | | | | | | | |
| Creighton | 53 | 35 | 88 | | | | | | | | |

Deadball Rebounds: Butler 1, Creighton 1 Technical Fouls: None
 Officials: Brian O'Connell, Doug Shows, Anthony J. Chiazza Attendance: 17,602

PROVIDENCE 65, BUTLER 56

January 21, 2014

Dunkin' Donuts Center - Providence, R.I.

| BUTLER | FG | 3FG | FT | REB | PF | TP | A | TO | BLK | S | MIN |
|---------------------|--------|--------|--------|----------|----|----|----|----|-----|---|-----|
| Marshall, Kylee, f | 7-13 | 0-0 | 1-2 | 2-0-2 | 1 | 15 | 1 | 1 | 0 | 0 | 30 |
| Woods, Kameron, f | 2-5 | 0-0 | 2-4 | 1-2-3 | 4 | 6 | 1 | 2 | 1 | 0 | 28 |
| Fromm, Erik, c | 1-7 | 0-1 | 0-0 | 2-1-3 | 1 | 2 | 1 | 1 | 0 | 1 | 27 |
| Dunham, Kellen, g | 5-12 | 2-7 | 5-6 | 1-5-6 | 1 | 17 | 2 | 1 | 0 | 2 | 40 |
| Barlow, Alex, g | 2-7 | 2-4 | 0-0 | 0-2-2 | 4 | 6 | 4 | 0 | 0 | 1 | 40- |
| Brown, Elijah | 1-2 | 0-1 | 0-0 | 0-4-4 | 0 | 2 | 2 | 2 | 0 | 1 | 22 |
| Chrabascz, Andrew | 3-3 | 0-0 | 2-3 | 0-0-0 | 5 | 8 | 0 | 0 | 0 | 2 | 13 |
| Team | | | | 1-1-2 | | | | | | | |
| Totals | 21-49 | 4-13 | 10-15 | 7-15-22 | 16 | 56 | 11 | 7 | 1 | 7 | 200 |
| | (.429) | (.308) | (.667) | | | | | | | | |
| PROVIDENCE | FG | 3FG | FT | REB | PF | TP | A | TO | BLK | S | MIN |
| Batts, Kadeem, f | 5-13 | 0-0 | 4-4 | 7-10-17 | 2 | 14 | 1 | 3 | 0 | 0 | 39 |
| Henton, LaDontae, f | 4-8 | 2-3 | 2-3 | 1-5-6 | 1 | 12 | 2 | 0 | 2 | 2 | 40- |
| Harris, Tyler, f | 5-7 | 1-2 | 1-1 | 2-3-5 | 4 | 12 | 2 | 3 | 0 | 1 | 25 |
| Fortune, Josh, g | 3-7 | 1-4 | 0-0 | 0-0-0 | 3 | 7 | 1 | 4 | 0 | 1 | 30 |
| Cotton, Bryce, g | 5-12 | 1-2 | 7-8 | 0-2-2 | 1 | 18 | 6 | 0 | 0 | 1 | 40 |
| Kofane, Brice | 0-0 | 0-0 | 0-0 | 0-0-0 | 0 | 0 | 0 | 0 | 0 | 0 | 0+ |
| Bancroft, Ted | 0-0 | 0-0 | 0-0 | 0-0-0 | 0 | 0 | 0 | 0 | 0 | 0 | 6 |
| Desrosiers, Carson | 1-3 | 0-0 | 0-0 | 1-3-4 | 3 | 2 | 0 | 1 | 1 | 0 | 20 |
| Team | | | | 2-1-3 | | | | | | | |
| Totals | 23-50 | 5-11 | 14-16 | 13-24-37 | 14 | 65 | 12 | 13 | 3 | 5 | 200 |
| | (.460) | (.455) | (.875) | | | | | | | | |
| Butler | 26 | 30 | 56 | | | | | | | | |
| Providence | 29 | 36 | 65 | | | | | | | | |

Deadball Rebounds: Butler 2, Providence 1 Technical Fouls: None
 Officials: Ed Corbett, Jeff Clark, Paul Szelc Attendance: 2,022

BUTLER 69, MARQUETTE 57 (OT)

January 18, 2014

Hinkle Fieldhouse - Indianapolis, Ind.

| MARQUETTE | FG | 3FG | FT | REB | PF | TP | A | TO | BLK | S | MIN |
|---------------------|--------|--------|--------|----------|----|----|----|----|-----|---|-----|
| Wilson, Jamil, f | 5-15 | 3-8 | 0-0 | 1-7-8 | 5 | 13 | 0 | 3 | 0 | 0 | 38 |
| Gardner, Davante, f | 6-16 | 0-1 | 5-5 | 4-6-10 | 2 | 17 | 1 | 0 | 1 | 0 | 42 |
| Otule, Chris, c | 0-3 | 0-0 | 1-2 | 2-4-6 | 2 | 1 | 1 | 2 | 1 | 0 | 24 |
| Wilson, Derrick, g | 6-13 | 0-1 | 1-3 | 3-3-6 | 4 | 13 | 3 | 5 | 0 | 2 | 40 |
| Thomas, Jake, g | 1-8 | 1-8 | 6-6 | 1-4-5 | 4 | 9 | 1 | 2 | 1 | 0 | 39 |
| Dawson, John | 0-0 | 0-0 | 0-0 | 0-1-1 | 1 | 0 | 0 | 2 | 0 | 0 | 5 |
| Mayo, Todd | 2-9 | 0-6 | 0-1 | 0-2-2 | 2 | 4 | 0 | 2 | 1 | 0 | 26 |
| Anderson, Juan | 0-0 | 0-0 | 0-0 | 0-0-0 | 1 | 0 | 0 | 0 | 0 | 0 | 7 |
| Burton, Deonte | 0-1 | 0-0 | 0-0 | 0-0-0 | 2 | 0 | 0 | 0 | 0 | 0 | 4 |
| Team | | | | 2-5-7 | | | | | | | |
| Totals | 20-65 | 4-24 | 13-17 | 13-32-45 | 23 | 57 | 6 | 16 | 4 | 2 | 225 |
| | (.308) | (.167) | (.765) | | | | | | | | |
| BUTLER | FG | 3FG | FT | REB | PF | TP | A | TO | BLK | S | MIN |
| Marshall, Kylee, f | 8-15 | 0-0 | 2-10 | 1-0-1 | 3 | 18 | 0 | 2 | 0 | 0 | 38 |
| Woods, Kameron, f | 4-7 | 0-0 | 8-12 | 2-12-14 | 1 | 16 | 2 | 4 | 2 | 0 | 41 |
| Fromm, Erik, c | 3-6 | 2-4 | 0-0 | 1-2-3 | 3 | 8 | 1 | 0 | 1 | 0 | 28 |
| Barlow, Alex, g | 1-7 | 1-3 | 0-0 | 1-6-7 | 3 | 3 | 4 | 1 | 1 | 4 | 43 |
| Dunham, Kellen, g | 6-15 | 2-6 | 4-5 | 0-2-2 | 3 | 18 | 1 | 1 | 0 | 1 | 40 |
| Brown, Elijah | 1-5 | 1-3 | 0-0 | 0-2-2 | 1 | 3 | 1 | 1 | 0 | 0 | 16 |
| Aldridge, Jackson | 0-0 | 0-0 | 0-0 | 0-0-0 | 0 | 0 | 0 | 0 | 0 | 0 | 1 |
| Chrabascz, Andrew | 1-3 | 0-0 | 1-2 | 1-2-3 | 2 | 3 | 2 | 2 | 0 | 2 | 18 |
| Team | | | | 3-4-7 | | | | | | | |
| Totals | 24-58 | 6-16 | 15-29 | 9-30-39 | 16 | 69 | 11 | 11 | 4 | 7 | 225 |
| | (.414) | (.375) | (.517) | | | | | | | | |
| Marquette | 32 | 17 | 8 | 57 | | | | | | | |
| Butler | 26 | 23 | 20 | 69 | | | | | | | |

Deadball Rebounds: Marquette 4, Butler 9 Technical Fouls: None
 Officials: Jim Burr, Jefferey Anderson, Lamar Simpson Attendance: 10,000

ST. JOHN'S 69, BUTLER 52

January 25, 2014

Hinkle Fieldhouse - Indianapolis, Ind.

| ST. JOHN'S | FG | 3FG | FT | REB | PF | TP | A | TO | BLK | S | MIN |
|-----------------------|--------|--------|--------|----------|----|----|----|----|-----|---|-----|
| Sampson, JaKarr, f | 9-14 | 0-0 | 2-3 | 2-5-7 | 3 | 20 | 2 | 1 | 2 | 1 | 36 |
| Sanchez, Orlando, f | 3-7 | 0-2 | 0-0 | 1-8-9 | 3 | 6 | 0 | 2 | 2 | 1 | 25 |
| Branch, Jamal, g | 2-4 | 0-0 | 0-0 | 1-4-5 | 2 | 4 | 8 | 0 | 1 | 2 | 26 |
| Harrison, D'Angelo, g | 4-12 | 2-7 | 2-2 | 1-3-4 | 1 | 12 | 1 | 2 | 0 | 1 | 34 |
| Jordan, Rysheed, g | 7-11 | 2-3 | 0-0 | 2-3-5 | 1 | 16 | 2 | 4 | 0 | 1 | 37 |
| Achiuwa, God'sgift | 3-4 | 0-0 | 0-0 | 0-1-1 | 1 | 6 | 0 | 0 | 0 | 0 | 14 |
| Hooper, Max | 1-1 | 1-1 | 0-0 | 0-0-0 | 0 | 3 | 0 | 0 | 0 | 0 | 6 |
| Obekpa, Chris | 0-2 | 0-0 | 0-0 | 1-0-1 | 2 | 0 | 0 | 1 | 0 | 0 | 6 |
| Pointer, Sir'Dominic | 1-2 | 0-0 | 0-0 | 0-0-0 | 3 | 2 | 2 | 0 | 1 | 0 | 16 |
| Team | | | | 2-1-3 | | | | | | | |
| Totals | 30-57 | 5-13 | 4-5 | 10-25-35 | 16 | 69 | 15 | 10 | 6 | 6 | 200 |
| | (.526) | (.385) | (.800) | | | | | | | | |
| BUTLER | FG | 3FG | FT | REB | PF | TP | A | TO | BLK | S | MIN |
| Marshall, Kylee, f | 7-13 | 0-0 | 2-4 | 0-4-4 | 2 | 16 | 0 | 0 | 1 | 1 | 34 |
| Woods, Kameron, f | 2-4 | 0-0 | 3-4 | 3-4-7 | 0 | 7 | 2 | 3 | 0 | 0 | 32 |
| Fromm, Erik, c | 1-3 | 0-0 | 0-2 | 0-1-1 | 1 | 2 | 0 | 2 | 0 | 1 | 22 |
| Barlow, Alex, g | 1-5 | 0-2 | 0-0 | 0-3-3 | 5 | 2 | 3 | 1 | 0 | 1 | 36 |
| Dunham, Kellen, g | 4-10 | 1-5 | 4-4 | 0-4-4 | 1 | 13 | 0 | 2 | 0 | 1 | 35 |
| Brown, Elijah | 2-4 | 0-1 | 0-0 | 0-2-2 | 0 | 4 | 1 | 0 | 0 | 0 | 16 |
| Aldridge, Jackson | 0-0 | 0-0 | 0-0 | 0-0-0 | 0 | 0 | 0 | 0 | 0 | 0 | 4 |
| Chrabascz, Andrew | 2-4 | 0-0 | 4-6 | 0-0-0 | 2 | 8 | 1 | 1 | 1 | 0 | 21 |
| Team | | | | 0-0-0 | | | | | | | |
| Totals | 19-43 | 1-8 | 13-20 | 3-18-21 | 11 | 52 | 7 | 9 | 2 | 4 | 200 |
| | (.442) | (.125) | (.650) | | | | | | | | |
| St. John's | 41 | 28 | 69 | | | | | | | | |
| Butler | 34 | 18 | 52 | | | | | | | | |

Deadball Rebounds: St. John's 0, Butler 3 Technical Fouls: None
 Officials: John Gaffney, Michael Nance, Anthony Chiazza Attendance: 10,000

2013-14 Box Scores

BUTLER 64, SETON HALL 57

January 29, 2014
Prudential Center - Newark, N.J.

| BUTLER | FG | 3FG | FT | REB | PF | TP | A | TO | BLK | S | MIN |
|----------------------|-----------------|----------------|-----------------|---------|----|----|----|----|-----|---|-----|
| Marshall, Kyle, f | 6-9 | 0-0 | 1-4 | 0-2-2 | 3 | 13 | 2 | 1 | 0 | 1 | 24 |
| Woods, Kameron, f | 4-8 | 0-0 | 3-4 | 0-8-8 | 0 | 11 | 4 | 4 | 1 | 2 | 37 |
| Chrabascz, Andrew, f | 3-9 | 0-0 | 5-5 | 1-2-3 | 3 | 11 | 0 | 1 | 0 | 2 | 30 |
| Barlow, Alex, g | 1-6 | 1-3 | 2-2 | 0-8-8 | 2 | 5 | 3 | 1 | 0 | 2 | 40 |
| Dunham, Kellen, g | 3-10 | 3-8 | 0-0 | 0-3-3 | 1 | 9 | 3 | 3 | 0 | 0 | 34 |
| Fromm, Erik | 1-1 | 1-1 | 0-0 | 3-1-4 | 3 | 3 | 1 | 0 | 0 | 0 | 17 |
| Brown, Elijah | 5-9 | 2-4 | 0-0 | 0-2-2 | 2 | 12 | 1 | 1 | 0 | 1 | 18 |
| Team | | | | 4-1-5 | | | | | | | |
| Totals | 23-52 (.442) | 7-16 (.438) | 11-15 (.733) | 8-27-35 | 14 | 64 | 14 | 11 | 1 | 8 | 200 |

| SETON HALL | FG | 3FG | FT | REB | PF | TP | A | TO | BLK | S | MIN |
|--------------------|-----------------|----------------|---------------|---------|----|----|----|----|-----|---|-----|
| Oliver, Brian, f | 2-6 | 2-6 | 1-2 | 1-6-7 | 2 | 7 | 3 | 0 | 0 | 2 | 35 |
| Auda, Patrik, f | 0-6 | 0-1 | 0-0 | 1-1-2 | 2 | 0 | 1 | 1 | 0 | 0 | 15 |
| Teague, Eugene, c | 6-7 | 0-0 | 1-1 | 3-3-6 | 2 | 13 | 0 | 2 | 1 | 0 | 29 |
| Gibbs, Sterling, g | 3-9 | 1-2 | 0-2 | 1-4-5 | 2 | 7 | 5 | 4 | 0 | 0 | 34 |
| Edwin, Fuquan, g | 8-18 | 4-7 | 0-1 | 2-1-3 | 3 | 20 | 1 | 2 | 1 | 6 | 32 |
| Mobley, Brandon | 4-7 | 0-3 | 2-2 | 1-9-10 | 2 | 10 | 0 | 0 | 5 | 0 | 25 |
| Sina, Jaren | 0-3 | 0-3 | 0-0 | 0-1-1 | 1 | 0 | 2 | 0 | 0 | 1 | 19 |
| Geramipoor, Aaron | 0-1 | 0-0 | 0-0 | 0-0-0 | 0 | 0 | 1 | 0 | 1 | 0 | 11 |
| Team | | | | 0-0-0 | | | | | | | |
| Totals | 23-57 (.404) | 7-22 (.318) | 4-8 (.500) | 9-25-34 | 14 | 57 | 13 | 10 | 8 | 9 | 200 |

Butler 34 30 64
Seton Hall 33 24 57

Deadball Rebounds: Butler 1, Seton Hall 1 Technical Fouls: None
Officials: Pat Driscoll, Lamar Simpson, Evon Burroughs Attendance: 5,826

GEORGETOWN 71, BUTLER 63

February 8, 2014
Verizon Center - Washington, D.C.

| BUTLER | FG | 3FG | FT | REB | PF | TP | A | TO | BLK | S | MIN |
|----------------------|-----------------|----------------|-----------------|----------|----|----|---|----|-----|---|-----|
| Marshall, Kyle, f | 3-9 | 0-0 | 4-6 | 4-1-5 | 4 | 10 | 1 | 1 | 1 | 1 | 31 |
| Woods, Kameron, f | 1-5 | 0-0 | 1-1 | 1-4-5 | 4 | 3 | 2 | 2 | 0 | 0 | 33 |
| Chrabascz, Andrew, f | 9-13 | 1-1 | 5-6 | 3-1-4 | 2 | 24 | 1 | 1 | 1 | 0 | 34 |
| Barlow, Alex, g | 2-5 | 0-1 | 0-0 | 1-3-4 | 5 | 4 | 2 | 1 | 0 | 1 | 35 |
| Dunham, Kellen, g | 4-11 | 3-6 | 4-4 | 0-6-6 | 3 | 15 | 1 | 4 | 0 | 0 | 38 |
| Fromm, Erik | 1-1 | 0-0 | 0-0 | 1-2-3 | 0 | 2 | 0 | 0 | 0 | 0 | 13 |
| Brown, Elijah | 0-4 | 0-2 | 2-2 | 0-1-1 | 0 | 2 | 0 | 1 | 0 | 0 | 11 |
| Aldridge, Jackson | 1-2 | 0-0 | 1-2 | 0-0-0 | 1 | 3 | 1 | 1 | 0 | 0 | 5 |
| Team | | | | 2-0-2 | | | | | | | |
| Totals | 21-50 (.420) | 4-10 (.400) | 17-21 (.810) | 12-18-30 | 19 | 63 | 8 | 11 | 2 | 2 | 200 |

| GEORGETOWN | FG | 3FG | FT | REB | PF | TP | A | TO | BLK | S | MIN |
|---------------------|-----------------|----------------|-----------------|----------|----|----|----|----|-----|---|-----|
| Cameron, Reggie, f | 1-4 | 0-2 | 0-0 | 0-0-0 | 0 | 2 | 1 | 0 | 0 | 0 | 14 |
| Lubick, Nate, f | 4-5 | 0-0 | 2-3 | 1-8-9 | 4 | 10 | 2 | 1 | 1 | 2 | 31 |
| Hopkins, Mikael, c | 2-4 | 0-0 | 0-0 | 4-2-6 | 4 | 4 | 0 | 3 | 2 | 0 | 13 |
| Smith-Rivera, D., g | 5-11 | 0-2 | 8-8 | 1-4-5 | 2 | 18 | 1 | 1 | 0 | 1 | 38 |
| Starks, Markel, g | 7-13 | 0-2 | 5-6 | 1-0-1 | 2 | 19 | 7 | 0 | 0 | 0 | 40 |
| Bowen, Aaron | 3-6 | 1-3 | 1-2 | 1-0-1 | 2 | 8 | 1 | 2 | 0 | 2 | 29 |
| Caprio, John | 0-1 | 0-1 | 0-0 | 0-0-0 | 0 | 0 | 0 | 0 | 0 | 0 | 1 |
| Ayegba, Moses | 1-1 | 0-0 | 0-0 | 0-0-0 | 2 | 2 | 0 | 0 | 0 | 0 | 5 |
| Trawick, Jabril | 4-10 | 0-2 | 0-0 | 3-3-6 | 3 | 8 | 2 | 0 | 0 | 0 | 29 |
| Team | | | | 1-2-3 | | | | | | | |
| Totals | 27-55 (.491) | 1-12 (.083) | 16-19 (.842) | 12-19-31 | 19 | 71 | 14 | 7 | 3 | 5 | 200 |

Butler 25 38 63
Georgetown 29 42 71

Deadball Rebounds: Butler 2, Georgetown 1 Technical Fouls: None
Officials: James Breeding, Jeff Clark, Gary Prager Attendance: 13,011

MARQUETTE 69, BUTLER 62

February 4, 2014
BMO Harris Bradley Center - Milwaukee, Wis.

| BUTLER | FG | 3FG | FT | REB | PF | TP | A | TO | BLK | S | MIN |
|----------------------|-----------------|----------------|-----------------|---------|----|----|----|----|-----|---|-----|
| Marshall, Kyle, f | 5-10 | 0-1 | 3-5 | 2-3-5 | 2 | 13 | 0 | 1 | 1 | 1 | 30 |
| Woods, Kameron, f | 1-4 | 0-0 | 3-4 | 2-5-7 | 3 | 5 | 3 | 0 | 0 | 0 | 36 |
| Chrabascz, Andrew, f | 4-6 | 0-0 | 2-3 | 0-2-2 | 4 | 10 | 1 | 2 | 0 | 2 | 29 |
| Barlow, Alex, g | 0-4 | 0-2 | 0-0 | 1-3-4 | 2 | 0 | 6 | 3 | 0 | 0 | 40 |
| Dunham, Kellen, g | 5-14 | 2-8 | 4-4 | 0-7-7 | 2 | 16 | 0 | 3 | 0 | 0 | 34 |
| Fromm, Erik | 1-1 | 0-0 | 0-0 | 0-1-1 | 3 | 2 | 0 | 3 | 0 | 0 | 9 |
| Brown, Elijah | 4-8 | 1-4 | 2-2 | 0-4-4 | 1 | 11 | 0 | 5 | 0 | 0 | 20 |
| Berry, Nolan | 2-2 | 0-0 | 1-1 | 0-0-0 | 0 | 5 | 0 | 0 | 0 | 0 | 2 |
| Team | | | | 1-2-3 | | | | | | | |
| Totals | 22-49 (.449) | 3-15 (.200) | 15-19 (.789) | 6-27-33 | 17 | 62 | 12 | 20 | 1 | 3 | 200 |

| MARQUETTE | FG | 3FG | FT | REB | PF | TP | A | TO | BLK | S | MIN |
|---------------------|-----------------|----------------|----------------|---------|----|----|----|----|-----|----|-----|
| Wilson, Jamil, f | 6-9 | 3-5 | 2-4 | 1-5-6 | 4 | 17 | 2 | 1 | 0 | 0 | 24 |
| Johnson, Jajuan, f | 0-1 | 0-1 | 0-0 | 0-0-0 | 0 | 0 | 1 | 0 | 0 | 0 | 12 |
| Gardner, Davante, f | 5-10 | 901 | 3-6 | 1-4-5 | 2 | 13 | 0 | 0 | 0 | 0 | 24 |
| Wilson, Derrick, g | 1-5 | 0-0 | 0-0 | 1-0-1 | 2 | 2 | 8 | 4 | 0 | 5 | 36 |
| Thomas, Jake, g | 1-6 | 1-4 | 2-4 | 0-6-6 | 3 | 5 | 2 | 2 | 1 | 0 | 28 |
| Dawson, John | 0-1 | 0-1 | 0-0 | 0-0-0 | 1 | 0 | 0 | 0 | 0 | 0 | 7 |
| Mayo, Todd | 7-10 | 2-4 | 1-2 | 0-3-3 | 4 | 17 | 4 | 2 | 0 | 2 | 29 |
| Anderson, Juan | 0-0 | 0-0 | 0-0 | 0-0-0 | 0 | 0 | 0 | 0 | 0 | 0 | 2 |
| Taylor Jr., Steve | 0-0 | 0-0 | 0-0 | 0-0-0 | 0 | 0 | 1 | 0 | 0 | 0 | 5 |
| Burton, Deonte | 5-11 | 0-1 | 1-1 | 1-1-2 | 1 | 11 | 1 | 0 | 0 | 4 | 17 |
| Otule, Chris | 2-2 | 0-0 | 0-0 | 2-2-4 | 0 | 4 | 0 | 0 | 1 | 0 | 16 |
| Team | | | | 0-0-0 | | | | | | | |
| Totals | 27-55 (.491) | 6-17 (.353) | 9-17 (.529) | 6-21-27 | 17 | 69 | 18 | 10 | 2 | 11 | 200 |

Butler 25 37 62
Marquette 23 46 69

Deadball Rebounds: Butler 5, Marquette 2 Technical Fouls: None
Officials: Ed Corbett, John Higgins, Mike Roberts Attendance: 14,479

XAVIER 64, BUTLER 50

February 11, 2014
Hinkle Fieldhouse - Indianapolis, Ind.

| XAVIER | FG | 3FG | FT | REB | PF | TP | A | TO | BLK | S | MIN |
|---------------------|-----------------|----------------|---------------|----------|----|----|----|----|-----|---|-----|
| Martin, Justin, f | 4-7 | 1-3 | 0-0 | 0-2-2 | 2 | 9 | 0 | 0 | 0 | 1 | 22 |
| Stenger, Erik, f | 1-2 | 0-0 | 1-2 | 0-1-1 | 0 | 3 | 0 | 0 | 0 | 0 | 8 |
| Stainbrook, Matt, c | 3-5 | 0-0 | 0-0 | 4-5-9 | 3 | 6 | 2 | 5 | 0 | 0 | 26 |
| Christon, Semaj, g | 6-11 | 0-0 | 3-5 | 0-4-4 | 0 | 15 | 3 | 1 | 0 | 1 | 33 |
| Davis, Dee, g | 3-7 | 3-6 | 0-0 | 0-3-3 | 1 | 9 | 9 | 1 | 0 | 0 | 36 |
| Reynolds, Jalen | 2-2 | 0-0 | 0-0 | 0-1-1 | 2 | 4 | 0 | 1 | 0 | 0 | 16 |
| Farr, James | 0-1 | 0-1 | 0-0 | 1-0-1 | 0 | 0 | 0 | 1 | 0 | 2 | 7 |
| Randolph, Brandon | 2-4 | 1-1 | 0-0 | 0-2-2 | 0 | 5 | 2 | 0 | 0 | 0 | 11 |
| Davis, Myles | 1-2 | 1-2 | 0-0 | 0-2-2 | 0 | 3 | 0 | 2 | 0 | 0 | 16 |
| Stainbrook Tim | 0-0 | 0-0 | 0-0 | 0-0-0 | 0 | 0 | 0 | 0 | 0 | 0 | 2 |
| Philmore, Isaiah | 5-10 | 0-0 | 0-0 | 4-1-5 | 2 | 10 | 2 | 1 | 0 | 0 | 23 |
| Team | | | | 2-2-4 | | | | | | | |
| Totals | 27-51 (.529) | 6-13 (.462) | 4-7 (.571) | 11-23-34 | 10 | 64 | 18 | 12 | 0 | 4 | 200 |

| BUTLER | FG | 3FG | FT | REB | PF | TP | A | TO | BLK | S | MIN |
|----------------------|-----------------|----------------|----------------|----------|----|----|----|----|-----|---|-----|
| Marshall, Kyle, f | 3-9 | 0-0 | 0-0 | 2-1-3 | 2 | 6 | 0 | 0 | 1 | 1 | 28 |
| Woods, Kameron, f | 0-3 | 0-0 | 1-2 | 1-5-6 | 1 | 1 | 0 | 2 | 1 | 0 | 28 |
| Chrabascz, Andrew, c | 2-5 | 1-2 | 2-4 | 3-0-3 | 0 | 7 | 2 | 1 | 0 | 1 | 23 |
| Barlow, Alex, g | 4-7 | 3-6 | 0-0 | 0-2-2 | 3 | 11 | 2 | 3 | 0 | 1 | 33 |
| Dunham, Kellen, g | 1-10 | 0-5 | 0-0 | 1-0-1 | 0 | 2 | 3 | 2 | 0 | 1 | 31 |
| Morgan, Devontae | 1-1 | 0-0 | 0-0 | 0-0-0 | 0 | 2 | 0 | 0 | 0 | 0 | 2 |
| Fromm, Erik | 1-5 | 0-2 | 0-0 | 2-3-5 | 1 | 2 | 1 | 1 | 0 | 1 | 17 |
| Brown, Elijah | 4-9 | 2-7 | 4-4 | 1-0-1 | 0 | 14 | 2 | 0 | 0 | 0 | 21 |
| Aldridge, Jackson | 1-2 | 0-1 | 0-0 | 0-1-1 | 1 | 2 | 1 | 0 | 0 | 0 | 7 |
| Berry, Nolan | 1-2 | 1-2 | 0-0 | 1-1-2 | 0 | 3 | 0 | 0 | 0 | 0 | 10 |
| Team | | | | 0-2-2 | | | | | | | |
| Totals | 18-53 (.340) | 7-25 (.280) | 7-10 (.700) | 11-15-26 | 8 | 50 | 11 | 9 | 2 | 5 | 200 |

Xavier 31 33 64
Butler 22 28 50

Deadball Rebounds: Xavier 2, Butler 3 Technical Fouls: None
Officials: Jim Burr, Jeffrey Anderson, Bo Boroski Attendance: 6,868

2013-14 Box Scores

#18 CREIGHTON 68, BUTLER 63 February 13, 2014 Hinkle Fieldhouse - Indianapolis, Ind.

| CREIGHTON | FG | 3FG | FT | REB | PF | TP | A | TO | BLK | S | MIN |
|----------------------|-----------------|----------------|-----------------|------------|-----------|-----------|----------|-----------|------------|----------|------------|
| McDermott, Doug, f | 11-19 | 3-5 | 1-1 | 1-4-5 | 1 | 26 | 1 | 0 | 0 | 0 | 37 |
| Wragge, Ethan, f | 0-4 | 0-4 | 3-3 | 0-2-2 | 3 | 3 | 0 | 0 | 0 | 0 | 20 |
| Chatman, Austin, g | 2-7 | 1-4 | 4-4 | 0-3-3 | 3 | 9 | 6 | 2 | 0 | 0 | 36 |
| Gibbs, Grant, g | 2-3 | 1-1 | 0-0 | 1-2-3 | 3 | 5 | 4 | 2 | 0 | 1 | 24 |
| Manigat, Jahenns, g | 3-5 | 3-5 | 0-0 | 1-1-2 | 1 | 9 | 2 | 1 | 0 | 0 | 35 |
| Brooks, Devin | 1-2 | 0-0 | 1-2 | 1-3-4 | 0 | 3 | 2 | 3 | 0 | 0 | 13 |
| Zierden, Isaiah | 1-3 | 0-1 | 0-0 | 0-0-0 | 0 | 2 | 1 | 0 | 0 | 0 | 10 |
| Dingman, Avery | 0-0 | 0-0 | 0-0 | 0-0-0 | 3 | 0 | 0 | 1 | 0 | 1 | 3 |
| Artino, Will | 4-5 | 0-0 | 3-5 | 4-6-10 | 0 | 11 | 1 | 0 | 0 | 0 | 22 |
| Team | | | | 0-1-1 | | | | | | | |
| Totals | 24-48 (.500) | 8-20 (.400) | 12-15 (.800) | 8-22-30 | 14 | 68 | 17 | 9 | 0 | 2 | 200 |
| BUTLER | FG | 3FG | FT | REB | PF | TP | A | TO | BLK | S | MIN |
| Marshall, Khyle, f | 3-9 | 0-0 | 2-3 | 3-0-3 | 3 | 8 | 1 | 2 | 0 | 1 | 26 |
| Woods, Kameron, f | 1-8 | 0-0 | 0-0 | 3-9-12 | 1 | 2 | 2 | 1 | 0 | 1 | 34 |
| Chrabascz, Andrew, c | 3-7 | 1-1 | 3-5 | 2-1-3 | 4 | 10 | 2 | 1 | 0 | 0 | 24 |
| Barlow, Alex, g | 5-9 | 3-6 | 0-0 | 0-2-2 | 3 | 13 | 4 | 0 | 0 | 3 | 38 |
| Dunham, Kellen, g | 6-13 | 3-8 | 1-2 | 0-2-2 | 2 | 16 | 1 | 1 | 0 | 0 | 36 |
| Fromm, Erik | 1-2 | 0-1 | 4-4 | 2-2-4 | 1 | 6 | 0 | 0 | 0 | 1 | 12 |
| Brown, Elijah | 3-9 | 2-4 | 0-0 | 0-2-2 | 1 | 8 | 0 | 1 | 0 | 0 | 26 |
| Aldridge, Jackson | 0-0 | 0-0 | 0-0 | 0-0-0 | 1 | 0 | 0 | 0 | 0 | 0 | 1 |
| Berry, Nolan | 0-0 | 0-0 | 0-0 | 0-0-0 | 1 | 0 | 0 | 0 | 0 | 0 | 3 |
| Team | | | | 4-0-4 | | | | | | | |
| Totals | 22-57 (.386) | 9-20 (.450) | 10-14 (.714) | 14-18-32 | 17 | 63 | 10 | 6 | 0 | 6 | 200 |
| Creighton | 37 | 31 | 68 | | | | | | | | |
| Butler | 34 | 29 | 63 | | | | | | | | |

Deadball Rebounds: Creighton 1, Butler 3 **Technical Fouls:** None
Officials: Lamar Simpson, Don Daily, Paul Szelc **Attendance:** 7,805

PROVIDENCE 87, BUTLER 81 February 23, 2014 Hinkle Fieldhouse - Indianapolis, Ind.

| PROVIDENCE | FG | 3FG | FT | REB | PF | TP | A | TO | BLK | S | MIN |
|----------------------|-----------------|-----------------|-----------------|------------|-----------|-----------|----------|-----------|------------|----------|------------|
| Balts, Kadeem, f | 5-8 | 0-0 | 4-4 | 0-4-4 | 5 | 14 | 2 | 2 | 0 | 0 | 36 |
| Henton, LaDontae, f | 6-8 | 2-3 | 1-2 | 0-4-4 | 1 | 15 | 7 | 2 | 1 | 2 | 37 |
| Harris, Tyler, f | 4-5 | 2-3 | 4-6 | 1-2-3 | 2 | 14 | 3 | 0 | 0 | 1 | 32 |
| Fortune, Josh, g | 4-8 | 4-7 | 2-2 | 0-2-2 | 3 | 14 | 2 | 3 | 1 | 0 | 40 |
| Cotton, Bryce, g | 8-12 | 5-7 | 7-7 | 0-3-3 | 2 | 28 | 6 | 4 | 0 | 0 | 40 |
| Kofane, Brice | 1-1 | 0-0 | 0-0 | 0-1-1 | 1 | 2 | 0 | 0 | 2 | 0 | 11 |
| Bancroft, Ted | 0-0 | 0-0 | 0-2 | 0-1-1 | 0 | 0 | 0 | 0 | 0 | 0 | 4 |
| Team | | | | 0-2-2 | | | | | | | |
| Totals | 28-42 (.667) | 13-20 (.650) | 18-23 (.783) | 1-19-20 | 14 | 87 | 20 | 11 | 4 | 3 | 200 |
| BUTLER | FG | 3FG | FT | REB | PF | TP | A | TO | BLK | S | MIN |
| Marshall, Khyle, f | 10-17 | 1-2 | 1-4 | 1-1-2 | 3 | 22 | 0 | 1 | 0 | 0 | 35 |
| Woods, Kameron, f | 3-7 | 0-0 | 2-2 | 3-7-10 | 3 | 8 | 1 | 2 | 0 | 1 | 36 |
| Chrabascz, Andrew, c | 4-7 | 1-1 | 5-5 | 0-1-1 | 3 | 14 | 4 | 2 | 0 | 1 | 30 |
| Barlow, Alex, g | 2-7 | 1-4 | 4-4 | 3-2-5 | 3 | 9 | 8 | 0 | 0 | 3 | 40 |
| Dunham, Kellen, g | 9-16 | 3-8 | 4-5 | 1-2-3 | 2 | 25 | 1 | 1 | 0 | 1 | 38 |
| Fromm, Erik | 1-3 | 0-1 | 1-2 | 2-0-2 | 3 | 3 | 0 | 1 | 0 | 0 | 10 |
| Brown, Elijah | 0-2 | 0-2 | 0-0 | 0-1-1 | 2 | 0 | 0 | 0 | 0 | 0 | 11 |
| Team | | | | 2-2-4 | | | | | | | |
| Totals | 29-59 (.492) | 6-18 (.333) | 17-22 (.773) | 12-16-28 | 19 | 81 | 14 | 7 | 0 | 6 | 200 |
| Providence | 46 | 41 | 87 | | | | | | | | |
| Butler | 33 | 48 | 81 | | | | | | | | |

Deadball Rebounds: Providence 3, Butler 3 **Technical Fouls:** Cotton, Providence
Officials: Doug Shows, Roger Ayers, Joe Lindsay **Attendance:** 6,857

ST. JOHN'S 77, BUTLER 52 February 18, 2014 Madison Square Garden - New York, N.Y.

| BUTLER | FG | 3FG | FT | REB | PF | TP | A | TO | BLK | S | MIN |
|-----------------------|-----------------|----------------|-----------------|------------|-----------|-----------|----------|-----------|------------|----------|------------|
| Marshall, Khyle, f | 6-13 | 0-1 | 4-10 | 2-5-7 | 3 | 16 | 0 | 0 | 1 | 2 | 32 |
| Chrabascz, Andrew, f | 2-7 | 0-1 | 0-2 | 5-2-7 | 3 | 4 | 1 | 1 | 0 | 0 | 28 |
| Barlow, Alex, g | 3-11 | 2-5 | 3-3 | 0-2-2 | 3 | 11 | 2 | 0 | 1 | 2 | 39 |
| Brown, Elijah | 2-13 | 0-6 | 0-0 | 0-4-4 | 3 | 4 | 2 | 2 | 0 | 2 | 28 |
| Dunham, Kellen, g | 4-11 | 3-6 | 4-4 | 0-6-6 | 3 | 15 | 1 | 4 | 0 | 0 | 38 |
| Morgan, Devontae | 0-0 | 0-0 | 0-0 | 0-0-0 | 0 | 0 | 0 | 0 | 0 | 0 | 1 |
| Fromm, Erik | 0-1 | 0-1 | 1-3 | 1-1-2 | 1 | 1 | 1 | 0 | 0 | 0 | 15 |
| Aldridge, Jackson | 0-2 | 0-1 | 1-2 | 0-0-0 | 1 | 1 | 2 | 0 | 0 | 0 | 15 |
| Kampen, Elliott | 0-0 | 0-0 | 0-0 | 0-0-0 | 0 | 0 | 0 | 0 | 0 | 0 | 1 |
| Berry, Nolan | 1-1 | 0-0 | 0-0 | 0-0-0 | 3 | 2 | 0 | 1 | 1 | 0 | 5 |
| Team | | | | 1-1-2 | | | | | | | |
| Totals | 19-60 (.317) | 4-22 (.182) | 10-21 (.476) | 10-18-28 | 18 | 52 | 8 | 9 | 4 | 6 | 200 |
| ST. JOHN'S | FG | 3FG | FT | REB | PF | TP | A | TO | BLK | S | MIN |
| Sampson, Ja'Karr, f | 11-15 | 0-0 | 1-1 | 2-6-8 | 3 | 23 | 0 | 5 | 1 | 2 | 31 |
| Achiuwa, God'sgift, f | 2-4 | 0-0 | 1-2 | 1-5-6 | 3 | 5 | 0 | 1 | 0 | 1 | 15 |
| Greene IV, Phil, g | 3-6 | 1-2 | 0-0 | 1-2-3 | 1 | 7 | 1 | 0 | 0 | 0 | 24 |
| Harrison, D'Angelo, g | 2-7 | 2-4 | 1-2 | 1-2-3 | 3 | 7 | 1 | 0 | 0 | 3 | 26 |
| Jordan, Rysheed, g | 2-6 | 0-2 | 3-5 | 0-3-3 | 3 | 7 | 1 | 4 | 0 | 1 | 26 |
| Branch, Jamal | 3-5 | 1-1 | 3-4 | 0-4-4 | 1 | 10 | 5 | 1 | 1 | 0 | 19 |
| Bourgault, Marco | 1-2 | 1-2 | 0-0 | 0-1-1 | 0 | 3 | 0 | 0 | 0 | 0 | 3 |
| Hooper, Max | 1-1 | 0-0 | 0-0 | 0-0-0 | 0 | 2 | 0 | 0 | 0 | 0 | 9 |
| Pointer, Sir'Dominic | 2-5 | 0-0 | 2-2 | 2-2-4 | 2 | 6 | 3 | 0 | 1 | 1 | 20 |
| Balamou, Felix | 0-0 | 0-0 | 0-0 | 0-1-1 | 0 | 0 | 0 | 0 | 0 | 0 | 0+ |
| Sanchez, Orlando | 1-7 | 0-1 | 5-5 | 2-9-11 | 3 | 7 | 2 | 3 | 1 | 0 | 26 |
| Walston, Tyler | 0-0 | 0-0 | 0-0 | 0-0-0 | 0 | 0 | 0 | 0 | 0 | 0 | 1 |
| Team | | | | 4-4-8 | | | | | | | |
| Totals | 28-58 (.483) | 5-12 (.417) | 16-21 (.762) | 13-39-52 | 19 | 77 | 13 | 14 | 4 | 8 | 200 |
| Butler | 33 | 19 | 52 | | | | | | | | |
| St. John's | 30 | 47 | 77 | | | | | | | | |

Deadball Rebounds: Butler 4, St. John's 2 **Technical Fouls:** None
Officials: Pat Driscoll, Wally Rutecki, Gary Prager **Attendance:** 7,002

#8 VILLANOVA 67, BUTLER 48 February 26, 2014 The Pavilion - Villanova, Pa.

| BUTLER | FG | 3FG | FT | REB | PF | TP | A | TO | BLK | S | MIN |
|------------------------|-----------------|----------------|-----------------|------------|-----------|-----------|----------|-----------|------------|----------|------------|
| Marshall, Khyle, f | 5-10 | 0-0 | 0-0 | 3-0-3 | 3 | 10 | 0 | 2 | 0 | 1 | 18 |
| Woods, Kameron, f | 2-5 | 0-0 | 2-2 | 2-4-6 | 0 | 6 | 3 | 3 | 0 | 0 | 34 |
| Chrabascz, Andrew, c | 0-3 | 0-0 | 1-2 | 1-1-2 | 2 | 1 | 2 | 2 | 0 | 0 | 15 |
| Barlow, Alex, g | 1-4 | 1-4 | 0-0 | 2-3-5 | 2 | 3 | 3 | 1 | 0 | 1 | 36 |
| Dunham, Kellen, g | 3-13 | 1-9 | 5-6 | 1-6-7 | 1 | 12 | 1 | 0 | 0 | 0 | 34 |
| Morgan, Devontae | 1-2 | 0-0 | 0-0 | 0-2-2 | 0 | 2 | 0 | 0 | 0 | 0 | 4 |
| Fromm, Erik | 0-3 | 0-1 | 2-5 | 2-1-3 | 3 | 2 | 0 | 1 | 0 | 0 | 20 |
| Brown, Elijah | 2-8 | 2-5 | 2-4 | 0-0-0 | 3 | 8 | 0 | 1 | 0 | 0 | 21 |
| Volovic, Michael | 1-1 | 0-0 | 0-0 | 0-0-0 | 0 | 2 | 0 | 0 | 0 | 0 | 1 |
| Aldridge, Jackson | 0-0 | 0-0 | 0-0 | 0-0-0 | 0 | 0 | 0 | 0 | 0 | 0 | 3 |
| Kampen, Elliott | 0-0 | 0-0 | 0-0 | 0-0-0 | 1 | 0 | 0 | 0 | 0 | 0 | 4 |
| Berry, Nolan | 0-0 | 0-0 | 2-2 | 0-1-1 | 2 | 2 | 0 | 0 | 0 | 1 | 9 |
| Bennett, Steven | 0-0 | 0-0 | 0-0 | 0-0-0 | 0 | 0 | 0 | 0 | 0 | 0 | 1 |
| Team | | | | 3-3-6 | | | | | | | |
| Totals | 15-49 (.306) | 4-19 (.211) | 14-21 (.667) | 14-21-35 | 17 | 48 | 9 | 10 | 0 | 3 | 200 |
| VILLANOVA | FG | 3FG | FT | REB | PF | TP | A | TO | BLK | S | MIN |
| Pinkston, JayVaughn, f | 3-5 | 0-0 | 2-2 | 2-5-7 | 1 | 8 | 0 | 1 | 0 | 0 | 19 |
| Hilliard, Darrun, g | 5-13 | 1-7 | 0-0 | 2-2-4 | 1 | 11 | 2 | 0 | 0 | 0 | 23 |
| Chennault, Tony, g | 1-2 | 0-0 | 2-2 | 0-3-3 | 1 | 4 | 0 | 1 | 0 | 1 | 13 |
| McMahon, Nick, g | 0-1 | 0-1 | 0-0 | 0-0-0 | 1 | 0 | 0 | 0 | 0 | 0 | 5 |
| Bell, James, g | 3-10 | 2-7 | 3-4 | 4-3-7 | 2 | 11 | 3 | 0 | 0 | 0 | 31 |
| Lowe, Henry | 0-0 | 0-0 | 0-0 | 0-0-0 | 0 | 0 | 0 | 0 | 0 | 0 | 3 |
| Jenkins, Kris | 2-6 | 2-4 | 0-0 | 0-1-1 | 3 | 6 | 1 | 0 | 0 | 0 | 17 |
| Hart, Josh | 2-5 | 0-1 | 4-5 | 6-2-8 | 2 | 8 | 1 | 2 | 0 | 2 | 18 |
| Reynolds, Darryl | 1-1 | 0-0 | 0-2 | 2-1-3 | 0 | 2 | 0 | 1 | 0 | 0 | 5 |
| Arcidiacono, Ryan | 3-6 | 2-5 | 1-1 | 0-2-2 | 3 | 9 | 0 | 0 | 0 | 0 | 26 |
| Farrell, Patrick | 0-0 | 0-0 | 1-3 | 0-0-0 | 1 | 0 | 0 | 0 | 0 | 0 | 1 |
| Ochefu, Daniel | 3-4 | 0-0 | 1-4 | 1-4-5 | 3 | 7 | 0 | 0 | 0 | 1 | 16 |
| Ennis, Dylan | 0-5 | 0-4 | 0-0 | 0-1-1 | 3 | 0 | 4 | 2 | 0 | 0 | 23 |
| Team | | | | 1-0-1 | | | | | | | |
| Totals | 23-58 (.397) | 7-29 (.241) | 14-23 (.609) | 18-24-42 | 20 | 67 | 11 | 7 | 0 | 4 | 200 |
| Butler | 20 | 28 | 48 | | | | | | | | |
| Villanova | 34 | 33 | 67 | | | | | | | | |

Deadball Rebounds: Butler 3, Villanova 5 **Technical Fouls:** None
Officials: Mike Roberts, Tim Clougherty, Tony Chiazza **Attendance:** 6,500

2013-14 Box Scores

BUTLER 79, DePAUL 46

March 6, 2014

Allstate Arena - Rosemont, Ill.

| BUTLER | FG | 3FG | FT | REB | PF | TP | A | TO | BLK | S | MIN |
|-----------------------|--------------|-------------|--------------|-----------------|-----------|-----------|-----------|----------|----------|----------|------------|
| Marshall, Kylee, f | 8-15 | 0-0 | 2-7 | 3-1-4 | 1 | 18 | 0 | 1 | 0 | 1 | 27 |
| Woods, Kameron, f | 1-1 | 0-0 | 2-2 | 3-3-6 | 2 | 4 | 2 | 0 | 0 | 2 | 26 |
| Chrabaszcz, Andrew, c | 3-5 | 0-1 | 2-2 | 2-2-4 | 3 | 8 | 3 | 1 | 1 | 0 | 18 |
| Barlow, Alex, g | 7-9 | 4-5 | 1-2 | 1-2-3 | 2 | 19 | 3 | 1 | 0 | 5 | 33 |
| Dunham, Kellen, g | 2-12 | 1-9 | 1-3 | 1-8-9 | 0 | 6 | 3 | 4 | 0 | 0 | 32 |
| Morgan, Devontae | 0-1 | 0-0 | 0-0 | 0-0-0 | 0 | 0 | 0 | 0 | 0 | 0 | 2 |
| Fromm, Erik | 1-3 | 0-2 | 1-2 | 1-2-3 | 1 | 3 | 0 | 0 | 0 | 0 | 14 |
| Brown, Elijah | 2-8 | 1-5 | 2-2 | 0-5-5 | 2 | 7 | 1 | 0 | 0 | 1 | 26 |
| Volovic, Michael | 1-1 | 1-1 | 0-0 | 0-0-0 | 1 | 3 | 0 | 0 | 0 | 0 | 2 |
| Aldridge, Jackson | 1-3 | 0-2 | 0-0 | 0-0-0 | 2 | 2 | 0 | 1 | 0 | 0 | 4 |
| Kampen, Elliott | 0-0 | 0-0 | 0-0 | 0-1-1 | 0 | 0 | 0 | 0 | 0 | 0 | 4 |
| Berry, Nolan | 2-4 | 0-1 | 2-2 | 1-4-5 | 3 | 6 | 0 | 0 | 1 | 0 | 10 |
| Bennett, Steven | 1-1 | 1-1 | 0-0 | 1-1-2 | 0 | 3 | 0 | 0 | 0 | 0 | 2 |
| Team | | | | 3-1-4 | | | | | | | |
| Totals | 29-63 | 8-27 | 13-22 | 16-30-46 | 17 | 79 | 12 | 8 | 2 | 9 | 200 |
| | (.460) | (.296) | (.591) | | | | | | | | |

| DePAUL | FG | 3FG | FT | REB | PF | TP | A | TO | BLK | S | MIN |
|----------------------|--------------|-------------|--------------|----------------|-----------|-----------|----------|-----------|----------|----------|------------|
| Robinson, Forrest, f | 0-2 | 0-2 | 0-0 | 0-2-2 | 3 | 0 | 1 | 0 | 0 | 0 | 12 |
| Marcus, Sandi, f | 0-1 | 0-0 | 0-0 | 2-3-5 | 3 | 0 | 0 | 2 | 2 | 0 | 23 |
| McGhee, Edwind, g | 0-1 | 0-0 | 0-0 | 0-1-1 | 0 | 0 | 0 | 0 | 0 | 0 | 10 |
| Garrett, Billy, g | 5-10 | 1-3 | 1-1 | 1-5-6 | 3 | 12 | 0 | 1 | 0 | 0 | 27 |
| Young, Brandon, g | 8-20 | 0-6 | 8-10 | 0-3-3 | 4 | 24 | 1 | 5 | 0 | 1 | 35 |
| Curington, R. J. | 1-4 | 0-3 | 0-0 | 0-1-1 | 1 | 2 | 0 | 0 | 0 | 1 | 10 |
| Marrero, DeJuan | 0-1 | 0-0 | 0-0 | 1-0-1 | 1 | 0 | 0 | 1 | 0 | 0 | 5 |
| Hamilton, Tommy | 1-3 | 0-1 | 0-0 | 0-1-1 | 1 | 2 | 0 | 0 | 1 | 0 | 8 |
| Crockett, Jamee | 0-3 | 0-1 | 0-0 | 1-1-2 | 1 | 0 | 1 | 0 | 1 | 0 | 22 |
| McDonald, Durrell | 1-5 | 0-2 | 0-0 | 0-0-0 | 2 | 2 | 1 | 1 | 0 | 3 | 23 |
| Ryckbosch, Peter | 1-2 | 0-0 | 2-4 | 0-4-4 | 2 | 4 | 0 | 1 | 1 | 0 | 10 |
| Sequele, Greg | 0-0 | 0-0 | 0-0 | 0-2-2 | 3 | 0 | 1 | 1 | 0 | 1 | 15 |
| Team | | | | 1-0-1 | | | | | | | |
| Totals | 17-52 | 1-18 | 11-15 | 6-23-29 | 24 | 46 | 5 | 12 | 5 | 6 | 200 |
| | (.327) | (.056) | (.733) | | | | | | | | |

| | | | |
|--------|----|----|----|
| Butler | 38 | 41 | 79 |
| DePaul | 18 | 28 | 46 |

Deadball Rebounds: Butler 4, DePaul 3 **Technical Fouls:** Hamilton, DePaul
Officials: Karl Hess, Roger Ayers, James Breeding **Attendance:** 6,206

SETON HALL 51, BUTLER 50

March 12, 2014

Madison Square Garden - New York, N.Y.

| BUTLER | FG | 3FG | FT | REB | PF | TP | A | TO | BLK | S | MIN |
|-----------------------|--------------|-------------|-------------|----------------|-----------|-----------|-----------|-----------|----------|----------|------------|
| Marshall, Kylee, f | 10-15 | 0-0 | 2-6 | 5-2-7 | 0 | 22 | 0 | 1 | 2 | 1 | 35 |
| Woods, Kameron, f | 2-3 | 0-0 | 3-4 | 1-11-12 | 1 | 7 | 2 | 2 | 4 | 1 | 33 |
| Chrabaszcz, Andrew, c | 3-5 | 0-0 | 1-2 | 1-1-2 | 2 | 7 | 2 | 1 | 0 | 0 | 27 |
| Barlow, Alex, g | 1-11 | 1-9 | 0-0 | 0-1-1 | 2 | 3 | 6 | 2 | 0 | 1 | 40 |
| Dunham, Kellen, g | 2-10 | 0-5 | 0-1 | 0-4-4 | 0 | 4 | 2 | 4 | 0 | 2 | 39 |
| Brown, Elijah | 2-5 | 1-4 | 0-0 | 0-0-0 | 2 | 5 | 0 | 1 | 0 | 0 | 9 |
| Fromm, Erik | 1-2 | 0-0 | 0-0 | 1-5-6 | 5 | 2 | 0 | 1 | 0 | 0 | 17 |
| Team | | | | 1-0-1 | | | | | | | |
| Totals | 21-51 | 2-18 | 6-13 | 9-24-33 | 12 | 50 | 12 | 12 | 6 | 5 | 200 |
| | (.412) | (.111) | (.462) | | | | | | | | |

| SETON HALL | FG | 3FG | FT | REB | PF | TP | A | TO | BLK | S | MIN |
|-------------------|--------------|-------------|------------|-----------------|-----------|-----------|-----------|-----------|----------|----------|------------|
| Auda, Patrik, f | 2-4 | 0-1 | 0-0 | 0-2-2 | 5 | 4 | 2 | 2 | 0 | 0 | 17 |
| Oliver, Brian, f | 4-9 | 2-6 | 0-0 | 1-8-9 | 1 | 10 | 0 | 5 | 0 | 0 | 31 |
| Teague, Eugene, c | 6-10 | 0-0 | 2-3 | 3-8-11 | 3 | 14 | 2 | 1 | 0 | 1 | 29 |
| Edwin, Fuquan, g | 4-13 | 0-3 | 2-4 | 1-2-3 | 0 | 10 | 3 | 1 | 0 | 2 | 39 |
| Sina, Jaren, g | 2-4 | 1-2 | 0-0 | 1-0-1 | 1 | 5 | 2 | 1 | 0 | 1 | 27 |
| Mobley, Brandon | 3-8 | 2-5 | 0-1 | 1-2-3 | 0 | 8 | 0 | 0 | 0 | 0 | 23 |
| Gibbs, Sterling | 0-4 | 0-3 | 0-0 | 1-0-1 | 1 | 0 | 2 | 3 | 0 | 0 | 20 |
| Manga, Stephane | 0-1 | 0-0 | 0-0 | 0-1-1 | 0 | 0 | 0 | 0 | 0 | 0 | 3 |
| Geramipoor, Aaron | 0-0 | 0-0 | 0-0 | 0-1-1 | 2 | 0 | 0 | 0 | 0 | 0 | 11 |
| Team | | | | 3-1-4 | | | | | | | |
| Totals | 21-53 | 5-20 | 4-8 | 11-25-36 | 13 | 51 | 11 | 14 | 0 | 4 | 200 |
| | (.396) | (.250) | (.500) | | | | | | | | |

| | | | |
|------------|----|----|----|
| Butler | 22 | 28 | 50 |
| Seton Hall | 23 | 28 | 51 |

Deadball Rebounds: Butler 3, Seton Hall 1 **Technical Fouls:** None
Officials: Jim Burr, Wally Rutecki, Tony Chiazza **Attendance:**

BUTLER 71, SETON HALL 54

March 8, 2014

Hinkle Fieldhouse - Indianapolis, Ind.

| SETON HALL | FG | 3FG | FT | REB | PF | TP | A | TO | BLK | S | MIN |
|--------------------|--------------|-------------|-------------|----------------|-----------|-----------|----------|-----------|----------|----------|------------|
| Mobley, Brandon, f | 0-0 | 0-0 | 0-0 | 0-0-0 | 2 | 0 | 0 | 2 | 1 | 0 | 14 |
| Oliver, Brian, f | 1-4 | 0-2 | 0-0 | 1-3-4 | 1 | 2 | 1 | 0 | 0 | 0 | 18 |
| Teague, Eugene, c | 4-10 | 0-0 | 2-2 | 2-4-6 | 2 | 10 | 0 | 3 | 0 | 1 | 26 |
| Edwin, Fuquan, g | 2-10 | 0-3 | 0-1 | 1-2-3 | 2 | 4 | 0 | 1 | 0 | 1 | 21 |
| Sina, Jaren, g | 1-4 | 0-3 | 0-0 | 2-1-3 | 1 | 2 | 2 | 1 | 0 | 0 | 30 |
| Gibbs, Sterling | 3-9 | 1-3 | 4-4 | 0-1-1 | 3 | 11 | 2 | 2 | 0 | 1 | 26 |
| Karlis, Haralds | 1-1 | 0-0 | 0-0 | 0-1-1 | 4 | 2 | 0 | 1 | 0 | 0 | 17 |
| Auda, Patrik | 9-15 | 2-3 | 2-2 | 0-3-3 | 2 | 22 | 2 | 2 | 3 | 1 | 31 |
| Manga, Stephane | 0-1 | 0-0 | 1-2 | 0-2-2 | 2 | 1 | 0 | 0 | 0 | 0 | 9 |
| Geramipoor, Aaron | 0-0 | 0-0 | 0-0 | 0-2-2 | 0 | 0 | 0 | 0 | 0 | 0 | 8 |
| Team | | | | 2-4-6 | | | | | | | |
| Totals | 21-54 | 3-14 | 9-11 | 8-23-31 | 19 | 54 | 7 | 12 | 4 | 4 | 200 |
| | (.389) | (.214) | (.818) | | | | | | | | |

| BUTLER | FG | 3FG | FT | REB | PF | TP | A | TO | BLK | S | MIN |
|--------------------|--------------|--------------|--------------|----------------|-----------|-----------|-----------|----------|----------|----------|------------|
| Marshall, Kylee, f | 5-10 | 0-0 | 0-5 | 1-5-6 | 2 | 10 | 0 | 1 | 0 | 0 | 26 |
| Woods, Kameron, f | 0-2 | 0-0 | 1-3 | 0-9-9 | 1 | 1 | 1 | 2 | 2 | 1 | 35 |
| Fromm, Erik, c | 2-4 | 1-2 | 4-6 | 3-0-3 | 0 | 9 | 1 | 0 | 1 | 1 | 23 |
| Barlow, Alex, g | 3-6 | 2-3 | 1-2 | 0-8-8 | 3 | 9 | 4 | 1 | 0 | 3 | 40 |
| Dunham, Kellen, g | 11-14 | 7-7 | 0-0 | 0-2-2 | 3 | 29 | 1 | 2 | 1 | 1 | 31 |
| Brown, Elijah | 2-6 | 0-3 | 6-6 | 0-0-0 | 2 | 10 | 1 | 2 | 0 | 2 | 19 |
| Berry, Nolan | 0-1 | 0-1 | 0-0 | 0-0-0 | 0 | 0 | 0 | 0 | 0 | 0 | 3 |
| Chrabaszcz, Andrew | 1-4 | 1-2 | 0-0 | 0-0-0 | 2 | 3 | 3 | 0 | 0 | 0 | 23 |
| Team | | | | 1-3-4 | | | | | | | |
| Totals | 24-47 | 11-18 | 12-22 | 5-27-32 | 13 | 71 | 11 | 8 | 4 | 8 | 200 |
| | (.511) | (.611) | (.545) | | | | | | | | |

| | | | |
|------------|----|----|----|
| Seton Hall | 30 | 24 | 54 |
| Butler | 40 | 31 | 71 |

Deadball Rebounds: Seton Hall 0, Butler 5 **Technical Fouls:** None
Officials: Pat Driscoll, Ed Corbett, Jeff Clark **Attendance:** 7,670

2013-14 Butler Basketball

The Last Time...

TEAM

100 Points Scored

By BU.....100 vs. Manchester, 12/9/13
By Opp.....107, UIC, 3/2/96

30-Point Win

By BU.....79-46 at DePaul, 3/6/14
By Opp.....84-52, at VCU, 3/2/13

60% Field Goal Shooting

By BU......633 (38-60) vs. Manchester, 12/9/13
By Opp......667 (28-42) vs. Providence, 2/23/14

50% Three-Point Shooting (10 Attempts)

By BU......611 (11-18) vs Seton Hall, 3/8/14
By Opp......650 (13-20) vs. Providence, 2/23/14

90% Free Throw Shooting (15 Attempts)

By BU......900 (18-20) vs. UIC, 2/21/12
By Opp......952 (20-21) vs. Illinois (Maui Inv.), 11/21/12

12 Three-Point Field Goals

By BU.....12 vs. Manchester, 12/9/13
By Opp.....13, Providence, 2/23/14

15 Steals

By BU.....15 vs. Tennessee-Martin, 12/18/00
By Opp.....17, at VCU, 3/2/13

Overtime Game

Butler Win69-57 vs. Marquette, 1/18/14
Butler Loss70-67 vs. Georgetown, 1/11/14

Double Overtime Game

Butler Win83-80 vs. Kent State, 11/25/06
Butler Loss99-94 vs. DePaul, 1/9/14

Triple Overtime Game

Butler Win68-65 vs. UW-Green Bay*, 2/28/99
Butler LossNone

Butler Was Ranked

AP Top 25(#20), Feb. 25, 2013
USA Today Top 25(#21), Feb. 25, 2013

Butler Victory Over A Ranked Team

AP Top 25#8 Gonzaga, 64-63, Jan. 19, 2013
ESPN/USA Today#8 Gonzaga, 64-63, Jan. 19, 2013

INDIVIDUAL

40 Points Scored

By BU.....42, Matthew Graves vs. Cleveland St., 1/15/98
By Opp.....49, Chris Collier, Georgia State, 1/2/91

30 Points Scored

By BU.....30, Kellen Dunham vs. DePaul, 1/9/14
By Opp.....30, Cleveland Melvin, DePaul, 1/9/14

Two Players With 20+ Points

By BU.....Kellen Dunham (25)/Khyle Marshall (22)
.....vs. Providence, 2/23/14
By Opp.....Cleveland Melvin (30)/Billy Garrett (22),
.....vs. DePaul, 1/9/14

15 Rebounds

By BU.....16, Andrew Smith vs. Bucknell, 3/21/13
By Opp.....17, Kadeem Batts, Providence, 1/21/14

10 Assists

By BU.....10, Ronald Nored vs. Indiana State, 2/18/12
By Opp.....10, Tim Bass, Hanover, 11/27/12

Six Three-Point Field Goals

By BU.....7, Kellen Dunham vs. Seton Hall, 3/8/14
By Opp.....6, Chris Singleton, Florida State, 12/23/10

Seven Steals

By BU.....7, Thomas Jackson vs. UW-Green Bay, 2/17/01
By Opp.....7, Mark Miller, UIC, 1/29/98

Five Blocked Shots

By BU.....5, Matt Howard at Green Bay, 2/2/09
By Opp.....5, Brandon Mobley, Seton Hall, 1/29/14

Double-Double

By BU.....16 pts./14 reb., Kameron Woods
.....vs. Marquette, 1/18/14
By Opp.....14 pts./11 reb., Eugene Teague,
.....Seton Hall (BIG EAST Tournament), 3/12/14

Triple-Double

By BU.....33 pts./10 reb./10 ast., Tim McRoberts
.....vs. Oral Roberts, 2/20/84
By Opp.....10 pts./10 reb./10 ast., Kaylor Williams
.....at Milwaukee, 1/3/11

*--Conference Tournament.
(NCAA)--NCAA Tournament.

2013-14 Bulldogs




2 DEVONTAE MORGAN
G • 6-3 • 176 • So.




3 ALEX BARLOW
G • 5-11 • 187 • Jr.



4 ERIK FROMM
F • 6-8 • 223 • Sr.



5 ELIJAH BROWN
G • 6-4 • 185 • Fr.




10 MICHAEL VOLOVIC
G • 5-9 • 165 • Fr.



11 JACKSON ALDRIDGE
G • 6-0 • 187 • Jr.




12 ELLIOTT KAMPEN
G • 6-5 • 180 • Fr.



21 ROOSEVELT JONES
F • 6-4 • 227 • Jr.



22 NOLAN BERRY
C-F • 6-10 • 200 • Fr.



23 KHYLER MARSHALL
F • 6-6 • 216 • Sr.




24 KELLEN DUNHAM
G • 6-6 • 185 • So.



25 STEVEN BENNETT
G • 6-2 • 175 • Fr.



31 CAMERON WOODS
F • 6-9 • 200 • Jr.



45 ANDREW CHRABASCZ
F • 6-7 • 205 • Fr.



BRANDON MILLER
Head Coach - First Season