



BUTLER

B A S K E T B A L L

2009-10 Butler Men's Basketball Schedule/Results

Date	Opponent	Result
November		
1	DePauw (Exhibition)	W, 77-45
7	Taylor (Exhibition)	W, 75-44
14	Davidson (WHMB 40)	W, 73-62
18	at Northwestern (Big Ten Network)	W, 67-54
21	at Evansville (WNDY 23)	W, 64-60
26	vs. #22/16 Minnesota% (ESPN2)	L, 73-82
27	vs. UCLA% (ESPNU)	W, 69-67
29	vs. #19 Clemson% (ESPNU)	L, 69-70
December		
2	at Ball State (WTTV 4)	W, 59-38
5	Valparaiso* (WNDY 23)	W, 84-67
8	vs. #15/13 Georgetown+ (ESPN)	L, 65-72
12	#13/15 Ohio State (ESPN)	W, 74-66
19	Xavier (ESPN2)	W, 69-68
22	at UAB	L, 57-67
31	Green Bay* (WNDY 23)	W, 72-49
January		
2	Milwaukee* (WNDY 23)	W, 80-67
8	at Wright State* (WNDY 23)	W, 77-65
10	at Detroit* (FSN Indiana)	W, 64-62 OT
14	Cleveland State* (WNDY 23)	W, 64-55
16	Youngstown State* (WNDY 23)	W, 91-61
21	at Loyola* (WNDY 23)	W, 48-47
23	at UIC* (WNDY 23)	W, 84-55
29	at Green Bay* (ESPNU)	W, 75-57
31	at Milwaukee*	W, 73-66
February		
4	Detroit* (WNDY 23)	W, 63-58
6	Wright State* (ESPN2)	W, 74-62
8	Loyola* (WNDY 23)	W, 62-47
11	at Youngstown State*	W, 68-57
13	at Cleveland State* (WNDY 23)	W, 70-59
17	UIC* (WNDY 23)	W, 73-55
20	Siena# (ESPN2)	W, 70-53
26	at Valparaiso* (ESPNU)	W, 74-69
March		
6	MILWAUKEE** (ESPNU)	W, 68-59
9	WRIGHT STATE** (ESPN)	W, 70-45
18	vs. NR/#25 UTEP (CBS)&	W, 77-59
20	vs. Murray State (CBS)&	W, 54-52
25	vs. #4/4 Syracuse (CBS)&&	W, 63-59
27	vs. #7/7 Kansas State (CBS)&&	W, 63-56
April		
3	vs. #13/12 Michigan State (CBS)FF	W, 52-50
5	vs. #3/3 Duke (CBS)FF	L, 59-61

*--Horizon League game.

**--Horizon League Tournament, Indianapolis, Ind.

%--76 Classic, Anaheim, Calif.

+--Jimmy V Classic, New York, N.Y.

#--BracketBusters.

&--NCAA West Regional, San Jose, Calif.

&&--NCAA West Regional, Salt Lake City, Utah

FF--Final Four, Indianapolis, Ind.

Bulldogs Compile Season For The Ages

ROCK SOLID: During the team's training trip to Italy in the summer of 2009, Butler's players had an opportunity to visit The Coliseum in Rome. There, a guide told the Bulldogs about how the historic facility was built to last. That concept, Build for Eternity, became a motto for the 2009-10 Bulldogs and a goal that they ultimately accomplished. Butler's run to the Final Four capped a season that saw the Bulldogs rewrite the school record book and compile a ledger unmatched in Butler basketball history. The Bulldogs became the first team in school and Horizon League history to reach the Final Four, and, subsequently, the first team to advance to the national championship game. They won more postseason tournament games than any other team in school and league history, and their final 33-5 record was the best in school and league annals! Butler became the first team in Horizon League history to post a perfect 18-0 regular season record, while winning its fourth consecutive league title, and the Bulldogs added two more wins on the way to winning the Horizon League Tournament championship. No other NCAA Division I team won every conference game in 2009-10! The Bulldogs won 26 regular season games, matching the second-most in school history, and Butler compiled the nation's longest winning streak with 25 consecutive victories from Dec. 23, 2009 to April 3, 2010. Butler ended the season with a No. 2 ranking in the ESPN/USA Today poll, the highest ranking ever achieved by a team in the Horizon League!

Butler was the only team in the nation to go unbeaten in January, February and March of 2010.

WINS MARK: Butler broke its own school and Horizon League record for victories in a season with its 33 wins in 2009-10. The previous school and league record of 30 wins was set by the Bulldogs in 2007-08. Butler owns the top three single season win totals in Horizon League history - 33 (2009-10), 30 (2007-08) and 29 (2006-07).

2009-10 Butler Resume (33-5, 18-0 Horizon League)

- NCAA Division I National Runner-up
- NCAA West Regional Champions
- Horizon League Regular Season Champions
- Only unbeaten conference champion in the NCAA Division I
- Horizon League Tournament Champions
- School and Horizon League-record 33 wins
- 26 regular season wins (tied the second-most in school history)
- School and Horizon League-record 25-game winning streak

BONUS SEASON: Butler advanced to post-season tournament play for the 12th time in 14 years. The Bulldogs earned bids to the NCAA Men's Basketball Championship in 1997, 1998, 2000, 2001, 2003, 2007, 2008, 2009 and 2010, and to the National Invitational Tournament (NIT) in 1999, 2002 and 2006. Butler's post-season record since 1997 is 15-12 (11-9 NCAA, 4-3 NIT).

RECORD RUN: Butler's 118 wins over the past four seasons have set a school and Horizon League record for most wins in four consecutive years. The Bulldogs also own the Horizon League's two-year (59, 2006-08 & 2008-10) and three-year (89, 2007-10) records for victories.

The Bulldogs have won at least 26 games in four consecutive seasons.

The Streak

- Butler posted the longest winning streak in the nation in 2009-10 with a school-record 25 consecutive victories. It's the longest winning streak in Horizon League history.
- Butler's record streak included 11 wins at home, nine on the road and five neutral site victories.
- The Bulldogs had an average winning margin of 12.2 during the 25-game streak.
- Five different players led or shared the team lead in scoring during Butler's streak. Shelvin Mack and Gordon Hayward each topped the team nine times, Matt Howard six times, Willie Veasley has paced the Bulldogs three times and Ronald Nored once.
- Four Butler players - Gordon Hayward (14.9), Shelvin Mack (14.2), Matt Howard (11.6) and Willie Veasley (10.3) averaged double-figures during the winning streak.
- Butler shot 46.3% (574-1239) during the streak, while holding opponents to 39.5% (507-1284).
- The Bulldogs defeated two teams, Wright State and Milwaukee, three times during the streak and six teams twice. In all, Butler defeated 16 different teams.
- Butler beat four teams that were ranked in the "Top 25" during the winning streak, including No. 4 Syracuse.
- Butler's largest margin of victory during the winning streak was a 30-point win over Youngstown State (91-61). The closest game was a one-point win over Loyola (48-47). The Bulldogs defeated four opponents by 20 or more points and 14 foes by double-figures.
- Four of Butler's 25 wins were decided by two points or less, including one in overtime.
- Butler went 105 days between its final two losses (Dec. 22, 2009 - April 5, 2010).

STREAKING 'DOGS: Butler stretched the nation's longest 2009-10 winning streak to 25 straight games with its victory over Michigan State in the national semifinals. The Bulldogs lost a game on Dec. 22 at UAB and then didn't fall again until the NCAA national championship game against Duke. The 25-game streak shattered Butler's previous record for longest winning streak (15 consecutive victories in 1999-00) and topped the previous Horizon League record of 23 straight wins by Green Bay in 1995-96.

LEAGUE LEADER: Butler became the first team in Horizon League history to post an 18-0 league record and just the fourth team in league history to finish with an unbeaten mark. Loyola was 5-0 in the league's first season (1979-80), Xavier finished 14-0 in 1994-95 and Green Bay was 16-0 in 1995-96. Butler's six-game margin over second place Wright State in the final league standings was the largest in league history.

Butler has won 20 consecutive Horizon League regular season games.

NATIONAL SCENE: Butler wound up tied with Kansas for third place in the NCAA Division I in total wins in 2009-10. National champ Duke and Kentucky shared the top spot with 35 victories each, while the Bulldogs and Kansas each posted 33 wins. Butler finished fourth in Division I in winning percentage at .868, trailing Kentucky (.921), Kansas (.917) and Duke (.875).

SUSTAINED EFFORT: The Bulldogs reached the 20-win plateau for the 12th time in the past 14 years and for the fifth consecutive season. Butler also hit the 20-win mark for regular season victories for the fourth straight season and for the sixth time in school history. The Bulldogs are the only team in Horizon League history to record five or more consecutive 20-win seasons, and they've done it twice (1997-2003 and 2006-2010)!

The Bulldogs are the first team in Horizon League history to record at least 25 wins in four consecutive seasons.

POLLING DATA: The Bulldogs had an interesting, roller-coaster ride in the Associated Press (writers) and ESPN/USA Today (coaches) national polls in 2009-10. For the first time in school history, Butler was ranked in both preseason polls, starting at No. 11 in the A.P. poll and No. 10 in the ESPN/USA Today poll. But in December, after a fourth loss (three to Top 25 teams and one to a team that subsequently entered the Top 25), the Bulldogs were bounced out of the writers' Top 25 and fell to as low as No. 24 in the coaches' poll. A month later, following 10 consecutive victories, Butler returned to the A.P. poll at No. 23 and climbed back to No. 15 in the ESPN/USA Today poll. The Bulldogs continued to climb and wound up right where they started in the writers' poll (No. 11), while cracking the "Top 10" (No. 8) in the coaches' poll in the final pre-tournament voting. Butler ultimately reached No. 2 in the postseason ESPN/USA Today poll. The Bulldogs were nationally ranked for 19 consecutive weeks in the coaches' poll and for 14 of 19 weeks in the writers' poll.

Butler has been ranked in the "Top 25" each year since 2006-07.

LEAD ROLE: Butler head coach **Brad Stevens** took over the No. 1 spot on the NCAA Division I list for Best Career Starts By Wins, 3 seasons. Stevens has 89 wins in his young career, eight more than the previous record shared by Mark Few (Gonzaga) and Mark Fox (Nevada). The 33-year-old coach, who's guided Butler to two 30-win seasons, boasts an .856 winning percentage.

2009-10 Horizon League Standings



	League	All Games
Butler	18-0	33-5
Wright State	12-6	20-12
Green Bay	11-7	22-13
Milwaukee	10-8	20-14
Valparaiso	10-8	15-17
Cleveland State	10-8	16-17
Detroit	9-9	20-14
Loyola	5-13	14-16
UIC	3-15	8-22
Youngstown State	2-16	8-22

2009-10 Horizon League All-League Team

First Team

Gordon Hayward, Butler*
 Matt Howard, Butler*
 Norris Cole, Cleveland State
 Shelvin Mack, Butler
 Rahmon Fletcher, Green Bay#

Second Team

Vaughn Duggins, Wright State
 Brandon Wood, Valparaiso
 Cory Johnson, Valparaiso
 Chase Simon, Detroit
 Ricky Franklin, Milwaukee

All-Newcomer Team

Brandon Wood, Valparaiso
 Chase Simon, Detroit
 Eli Holman, Detroit
 Cory Johnson, Valparaiso
 Xavier Keeling, Detroit

All-Defensive Team

Ronald Nored, Butler
 Woody Payne, Detroit
 D'Aundray Brown, Cleveland State
 Willie Veasley, Butler
 Vaughn Duggins, Wright State

Player of the Year:

Gordon Hayward, Butler

Newcomer of the Year:

Brandon Wood, Valparaiso

Coach of the Year:

Brad Stevens, Butler

Co-Defensive Players of the Year

Ronald Nored, Butler
 Woody Payne, Detroit

Sixth Man of the Year

Walt Gibler, Loyola

*All-League first team in 2008-09

#All-League second team in 2008-09

2010 Speedway Horizon League Men's Basketball Championship



Opening Round

Tuesday, March 2, HLN

Game 1 - Green Bay, Wis., 8 p.m. (ET)

#3 Green Bay 81, #10 Youngstown State 67

Game 2 - Valparaiso, Ind., 8 p.m. (ET)

#7 Detroit 89, #6 Valparaiso 82

Game 3 - Milwaukee, Wis., 8 p.m. (ET)

#4 Milwaukee 73, #9 UIC 67

Game 4 - Cleveland, Ohio, 7 p.m. (ET)

#5 Cleveland State 80, #8 Loyola 66

Second Round

Friday, March 5, HLN

Hinkle Fieldhouse, Indianapolis, Ind.

Game 5 - 6 p.m. (ET)

#7 Detroit 62, #3 Green Bay 53

Game 6 - 8 p.m. (ET)

#4 Milwaukee 82, #5 Cleveland State 75

Semifinals

Saturday, March 6, ESPNU

Hinkle Fieldhouse, Indianapolis, Ind.

Game 7 - 5:15 p.m. (ET)

#2 Wright State 69, #7 Detroit 50

Game 8 - 8 p.m. (ET)

#1 Butler 68, #4 Milwaukee 59

Championship

Tuesday, March 9, ESPN

Hinkle Fieldhouse, Indianapolis, Ind.

Game 9 - 9 p.m. (EST)

#1 Butler 70, #2 Wright State 45

2010 Horizon League All-Tournament Team

Matt Howard, Butler (MVP)

Shelvin Mack, Butler

Ronald Nored, Butler

Gordon Hayward, Butler

N'Gai Evans, Wright State

(Note: Butler is the first team in Horizon League history to have four players named to the league's All-Tournament team.)

FIRST DEFENSE: The Bulldogs became just the fourth team in NCAA Tournament history (the first since the addition of the shot clock in 1985-86) to hold its first five opponents below 60 points. Butler limited Murray State (52), Syracuse (59) and Kansas State (56) to season-low scoring totals and held Michigan State to its second-lowest point total of the season (50). The Bulldogs, who led the Horizon League in scoring defense (59.4), held 12 of their final 14 foes below 60 points.

Butler was 20-0 in 2009-10 when holding its opponent below 60 points.

THIRD CHOICE: Butler's sophomore duo of **Gordon Hayward** and **Shelvin Mack** each picked up three All-Tournament certificates during Butler's 2010 postseason. Both were named to the All-Tournament teams at the Horizon League Men's Basketball Championship, the NCAA Men's Basketball Championship West Regional and at the 2010 Final Four. Hayward, further, was named the Most Outstanding Player at the West Regional.

RECORD APPEARANCE: Senior **Willie Veasley** set a Butler record for most NCAA Tournament games played when he stepped on the court for the opening tip of the 2010 National Championship game against Duke. It was his 11th appearance in an NCAA tournament contest. Veasley, who also set a Butler record for career games played (134) in the Duke contest, became the first Butler player to see action in four consecutive NCAA Men's Basketball Championships.

Willie Veasley helped Butler to a school-record 118 wins in four seasons.

SMART APPROACH: Butler became the seventh team in NCAA history and the first in 12 years to reach the national championship game with a roster that included two Academic All-Americans (Matt Howard & Gordon Hayward). The other schools to have achieved the unique feat are UCLA (1972 & 1973), Kentucky (1975), Marquette (1977), Duke (1978) and Utah (1998).

PROPER PREPARATION: Nine of Butler's 2009-10 regular season non-league opponents eventually reached post-season tournament play. Ohio State, Xavier, Minnesota, Clemson, Georgetown and Siena each advanced to the NCAA Tournament, while UAB and Northwestern received bids to the NIT. Green Bay participated in the College Basketball Invitational (CBI). Butler was 6-4 against the nine tournament foes.

2010 Horizon League Tournament Notes

TITLE RUN: Butler captured its second Horizon League Tournament championship in three years with a victory over Milwaukee, 68-59, in the tournament semifinals and a 70-45 win over No. 2 seed Wright State in the title game. The Bulldogs, who dropped the league championship game on their home floor a year ago, left nothing to chance this year. Butler never trailed against Wright State and led by as many as 30 points in the closing minutes. The Bulldogs hit 14 of their first 21 (.667) shots in the game and finished with a .522 field goal percentage. All 15 Butler players saw action in the championship game victory.

TOURNAMENT TESTED: Junior **Matt Howard** shared Butler's scoring lead against Wright State with 14 points, and he led the Bulldogs with nine rebounds. That effort followed his game-high, 18-point performance against Milwaukee in the tournament semifinals, and made him the hands-down choice as the tournament's Most Valuable Player. Howard earned All-Tournament recognition for the third straight year, becoming the first player to accomplish that feat since Detroit's Rashad Phillips did it, 1999-2001.

ALL-TOURNAMENT: Butler's dominant performance in the championship game of the Horizon League Tournament contributed to the Bulldogs having a league-record four players named to the five-player All-Tournament Team. Tournament MVP Matt Howard led the way, and he was joined on the All-Tournament squad by teammates **Shelvin Mack**, **Gordon Hayward** and **Ronald Nored**. Mack, who had 14 points in the championship game, made the All-Tournament team for the second straight year, while Hayward and Nored were first time picks.

POINT GUARD: Sophomore **Ronald Nored** averaged 11.0 points in Butler's two wins at the league tournament. He matched the third-highest point total of his young career with 13 points against Milwaukee in the semifinals and then posted nine points in the championship game.

TROPHY ROOM: Butler won its sixth Horizon League Tournament title, matching former member Xavier for the most in league history. No other league school has won more than three tournament crowns.

RECORD WIN: Butler's victory over Wright State in the championship game of the Horizon League Tournament was the Bulldogs' 28th league tournament win all-time. That matches the league's all-time record, held by Detroit. All 28 Butler wins have come within the last 19 years.

TOP DOGS: With wins over Milwaukee and Wright State in this year's tournament, Butler improved to 15-3 all-time as the #1 seed in the Horizon League Men's Basketball Championship.

ELITE FOES: The Bulldogs defeated seven conference champions in 2009-10, including champs of the Big East and Big Ten. Butler posted victories over Syracuse (Big East), Ohio State (Big Ten), Michigan State (Big Ten), Xavier (Atlantic 10), UTEP (Conference USA), Murray State (Ohio Valley) and Siena (MAAC). The Bulldogs faced nine teams in 2009-10 that were ranked in the "Top 25" at the time of the game and two more that subsequently entered the national rankings.

GRAND ACCOMPLISHMENT: Junior **Matt Howard**, who became the 32nd Butler player to score 1,000 career points earlier this season, boosted his career scoring total to 1,331 points at the Final Four. He'll enter his senior season in 17th place on Butler's all-time scoring list, three points behind Tom Bowman (1960-63) and Thomas Jackson (1998-2002) in a tie for 15th place.

TOP CHOICE: Sophomore **Gordon Hayward**, who led the Bulldogs in both scoring and rebounding, became the fourth Butler player in five seasons to be named Horizon League Player of the Year. He followed teammate **Matt Howard** (2008-09), Mike Green (2007-08) and Brandon Polk (2005-06) as recipient of the league's top individual honor. Hayward became the seventh Butler player all-time to be named Horizon League Player of the Year.

LEAGUE FIRST: Butler's success during the regular season translated into three Bulldogs being named first team All-Horizon League in 2009-10. Junior **Matt Howard** and sophomore **Gordon Hayward** each earned first team recognition for the second straight year, while sophomore **Shelvin Mack** captured his initial first team certificate. It was the first time that one team had three players named to a five-player All-Horizon League first team.

DEPT. OF DEFENSE: Sophomore **Ronald Nored** was named Horizon League Co-Defensive Player of the Year (with Detroit's Woody Payne), and senior **Willie Veasley** earned a spot on the league's All-Defensive Team selected by conference coaches. The two helped Butler to the No. 1 spot in the league in team scoring defense.

Butler had all five starters recognized on the All-League Team for the first time.

COACHING RECOGNITION: For the second consecutive season, Butler's **Brad Stevens** was named Horizon League Coach of the Year. Stevens, who's guided Butler to three league titles in three seasons, became the fifth coach in league history to capture the award in back-to-back years, following Pete Gillen of Xavier (1993-94), **Barry Collier** of Butler (1999-2000), Bruce Pearl of Milwaukee (2002-03) and **Todd Lickliter** of Butler (2006-07).

Road Tough

Butler led the NCAA Division I in 2009-10 with a 12-1 (.923) record on the road. The Bulldogs were one of only two NCAA Division I schools to complete the season with just one road loss. Syracuse (8-1) was the other. Butler's 12 road wins were second-most in the nation this season, trailing only Cornell (13-3). Temple (12-3), Vermont (12-6) and Morgan State (12-7) also recorded 12 road wins in 2009-10. Butler posted nine consecutive road wins after suffering its lone road setback at UAB on Dec. 22.

ALL-DISTRICT: Butler had three players named to the National Association of Basketball Coaches (NABC) All-District 12 Team. Sophomores **Gordon Hayward** and **Shelvin Mack** were selected to the first team on the coaches' honor squad, while junior **Matt Howard** was picked to the second team. The Bulldogs were the only team to have three players named to the All-District 12 squad. Howard was a first team All-District 12 player a year ago, while Hayward was named to the second team in 2008-09. Mack earned All-District recognition for the first time. Earlier, Butler coach **Brad Stevens** was named NABC All-District 12 Coach of the Year, while Hayward was chosen to the All-District V team by the U.S. Basketball Writers Association.

2009-10 Butler University Men's Basketball Roster

No.	Name	Pos.	Ht.	Wt.	Yr.	Hometown (High School/Previous School)
1	Shelvin Mack*	G	6-3	215	So.	Lexington, Ky. (Bryan Station)
2	Shawn Vanzant**	G	6-0	172	Jr.	Tampa, Fla. (Wharton)
3	Zach Hahn**	G	6-1	176	Jr.	New Castle, Ind. (Chrysler)
5	Ronald Nored*	G	6-0	174	So.	Homewood, Ala. (Homewood)
11	Alex Anglin**	G-F	6-5	177	Jr.	Kokomo, Ind. (Kokomo)
14	Nick Rodgers***	G	6-2	168	Sr.	Noblesville, Ind. (Noblesville)
20	Gordon Hayward*	G-F	6-9	207	So.	Brownsburg, Ind. (Brownsburg)
21	Willie Veasley***	F	6-3	206	Sr.	Freeport, Ill. (Freeport)
22	Grant Leiendecker**	G	6-5	182	Jr.	Fort Wayne, Ind. (Homestead)
24	Avery Jukes**	F	6-8	215	Sr.	Snellville, Ga. (South Gwinnett/Alabama)
30	Emerson Kampen	F	6-9	189	R-Fr.	Yorktown, Ind. (Yorktown)
32	Garrett Butcher*	F	6-7	209	So.	Ellettsville, Ind. (Edgewood)
33	Chase Stigall	G	6-4	195	R-Fr.	New Castle, Ind. (Chrysler)
44	Andrew Smith*	C	6-11	239	Fr.	Indianapolis, Ind. (Covenant Christian)
54	Matt Howard**	F	6-8	230	Jr.	Connersville, Ind. (Connersville)

*—Varsity letters earned.

Head Coach: Brad Stevens (DePauw '99)

Assistant Coaches: Matthew Graves (Butler '98),
Terry Johnson (IPFW '98), Micah Shrewsberry (Hanover '99)

Coordinator of Basketball Operations: Darnell Archey (Butler '03)

Men's Basketball Trainer: Ryan Galloy (Butler '00)

Pronunciation Guide

Leiendecker - LYE-en-deck-ur
Nored - NOR-red
Stigall - Stah-GAHL
Veasley - VEES-lee

2010 NCAA CHAMPIONSHIP NOTES

•Butler was the fourth team from a non-BCS conference to advance to the Final Four since 1996, when UMass of the Atlantic 10 made it. George Mason of the Colonial Athletic Association advanced in 2006, while Memphis of Conference USA reached the championship game in 2008.

•The Bulldogs were the only team in this year's NCAA Tournament to defeat both a No. 1 and No. 2 seed. Butler eliminated No. 1 Syracuse in the semifinals of the West Regional, and, two days later, defeated No. 2 Kansas State for the regional title.

•A crowd of 70,930 was on hand for the national championship game between Butler and Duke at Lucas Oil Stadium. It was the second-largest crowd ever to see the NCAA title game.

•The national championship game between Butler and Duke was the highest rated title game on CBS since 1999. The game featured seven ties and 15 lead changes.

•Butler, which had trailed at halftime in its first two tournament games, led at halftime in both games in Salt Lake City. The Bulldogs were tied at halftime with Michigan State in the national semifinals, and Butler trailed Duke by a point at half in the national championship game.

•Sophomore **Gordon Hayward** led the Bulldogs in scoring in the team's last four NCAA Tournament games. He set a Butler NCAA Tournament record with 95 points in six games.

•**Gordon Hayward** scored a game-high 22 points against Kansas State. It was his first 20-point scoring performance since Feb. 11, when he tallied 22 against Youngstown State. His 22 points tied the fifth-highest single game scoring total in Butler NCAA tournament history.



•**Gordon Hayward** boosted his career NCAA rebounding total to 48, a Butler all-time record. He had 17 rebounds at the Final Four.

•Butler held Syracuse to a season-low 25 points in the first half. The 59 total points in the game matched the season-low by the Orange (Syracuse also scored 59 points in a two-point win over DePaul).

•The Bulldogs improved to 23-1 this season when leading at halftime with their two victories in Salt Lake City.

•Butler had 20 steals in its two games in Salt Lake City, including a season-high 13 against Syracuse. The Bulldogs had 48 steals in six tournament games.

•Butler didn't commit its first turnover against Syracuse until the 3:25 mark of the first half. At the time, the Bulldogs had a 31-21 lead over the Orange.

•The Bulldogs limited Kansas State to a season-low 56 points. It was the only time in 2009-10 that the Wildcats were held under 60 points.

•The Bulldogs matched their season-low with just six turnovers in the victory over Murray State. Butler had 10 or fewer turnovers in five of its six tournament games.

•Sophomore **Shelvin Mack** scored in double-figures in all six of Butler's NCAA Tournament games this year, and he became Butler's all-time NCAA Tournament scoring leader with 110 career points.

•Sophomore **Ronald Nored** tied his career-high with five steals against Syracuse. He finished with 16 steals in six tournament games, the 11th-highest total in NCAA Tournament history.

•**Ronald Nored** had 20 assists in the Bulldogs' six games in the 2010 NCAA Tournament, setting a Butler tournament record. He also became Butler's all-time NCAA tournament assist leader with 23.

•The Bulldogs' 18-point win over UTEP was the second-largest margin of victory by a Butler team in NCAA Tournament play, and it matched the second-largest margin ever by a team from the Horizon League. Butler defeated South Alabama, 81-61, in the first round of the 2008 tournament, the Bulldogs' first tournament game under head coach Brad Stevens, for the largest Butler/Horizon League margin. Former Horizon League member Xavier beat New Orleans by 18 (73-55) points in the 1993 tournament. The win over UTEP was Butler's fourth victory by double-figures in all-time NCAA Tournament play.

•Butler's 50 points in the second half against UTEP were a season-high for the Bulldogs, three more than the team's previous best second half at UIC.

•Four different players contributed to a season-high 13 three-point field goals in Butler's first round victory over UTEP. Sophomore **Shelvin Mack** led the way with seven, while junior **Zach Hahn** came off the bench with three long-range shots. Junior **Shawn Vanzant** added a pair of three-pointers and senior **Willie Veasley** had one. Butler hit 10 three-point field goals in the final 20 minutes.

•The Bulldogs set a Butler NCAA Tournament record for three-point field goal attempts with 31 against UTEP. The previous mark was 28 against Cincinnati in 1997 and South Alabama in 2008.

•Butler made more free throws (88) during the 2010 NCAA Tournament than its opponents attempted (83).

2010 West Regional All-Tournament Team

*Gordon Hayward, Butler**

Shelvin Mack, Butler

Jordan Crawford, Xavier

Denis Clemente, Kansas State

Jacob Pullen, Kansas State

**--Most Outstanding Player.*

2010 Final Four All-Tournament Team

*Kyle Singler, Duke**

Gordon Hayward, Butler

Shelvin Mack, Butler

Jon Scheyer, Duke

Nolan Smith, Duke

**--Most Outstanding Player.*

BULLDOG BITS:

•Butler is the only school in the Horizon League to have won four consecutive regular season championships, and the Bulldogs have done it twice (2000-03, 2007-10).

•The Bulldogs led the Horizon League in scoring margin in 2009-10, winning their 33 games by an average of 9.3 points.

•Butler posted the second-highest total for steals in school history with 267. The school-record of 269 was set in 1990-91.

•Sophomore **Gordon Hayward** wound up fifth in the Horizon League in scoring (15.5) and third in rebounding (8.2). He was the only player to rank in the "Top 5" in both categories.

•**Gordon Hayward** posted the sixth-highest single season rebounding total (305) in Butler basketball history.

•**Gordon Hayward** led the Horizon League in defensive rebounds with 233 (6.3 pg) in 2009-10.

•**Gordon Hayward** averaged a team-best 14.9 points during the squad's 25-game winning streak. He scored 20 or more points five times during the streak. Hayward also topped the team in rebounding (7.8) during the streak.

•**Gordon Hayward** finished third on Butler's all-time list for sophomore scoring with 572 points, while **Shelvin Mack** moved into the No. 4 spot with 536 points. Both players passed teammate Matt Howard (475) on the all-time list.

Butler Career Specialty Stats Double-Doubles

Gordon Hayward	15
Matt Howard	9
Willie Veasley	1

Double-Figures Scoring

Matt Howard	73
Gordon Hayward	50
Shelvin Mack	49
Willie Veasley	38
Zach Hahn	10
Ronald Nored	8
Avery Jukes	6
Shawn Vanzant	3
Grant Leiendecker	1

Double-Figures Rebounding

Gordon Hayward	16
Matt Howard	10
Willie Veasley	2

•**Gordon Hayward** led the Horizon League in free throws made with 179, while teammate **Matt Howard** finished second with 178. Hayward wound up fifth in the league in free throw percentage (.829), while Howard finished tenth (.784).

•**Matt Howard** became Butler's all-time leader for free throws made during this year's NCAA Tournament. He boosted his career total to 490, breaking the previous school record (477) set by Bobby Plump, 1954-58.

•**Matt Howard** finished sixth on Butler's single season list for free throws made with 178.

•**Matt Howard** and **Shelvin Mack** each started a Butler record 38 games.

•**Shelvin Mack** scored in double-figures in Butler's final 10 games in 2009-10, and he shared the team lead (with teammate Gordon Hayward) with 32 games in double-figures on the season.

•Butler improved to 28-4 when **Shelvin Mack** scores at least 14 points in a game, and 17-2 when he leads the team in scoring.

•Butler had two of the top six players in field goal percentage in the Horizon League. Senior **Willie Veasley** finished fifth (.481), while junior **Matt Howard** was sixth (.481).

•**Willie Veasley** broke Butler's career record for games played. He finished his Butler career with 134 games.

•**Willie Veasley** was named to the 11th Annual All-Glue Team, selected by Seth Davis (SI.com), recognizing players who "do everything to win." The other four players chosen were David Lighty of Ohio State, Chris Kramer of Purdue, Reggie Redding of Villanova and Rick Jackson of Syracuse.

•Sophomore **Ronald Nored** wound up third in the Horizon League in assist/turnover ratio (1.8) and seventh in assists (3.6).

•**Ronald Nored** finished fifth in the Horizon League in steals (1.8). His 67 steals on the season were seven shy of the school-record set by Thomas Jackson in 2001-02.

•**Ronald Nored** posted the 11th-highest single season assist total (136) in Butler basketball history. He finished one assist shy of Thomas Jackson (2000-01) in 10th place on the single season list.

Butler vs. Ranked Teams 2000-2010

Date	Opponent	Score
4/5/10	vs. #3 Duke (NCAA)	L, 59-61
4/3/10	vs. #13 Michigan State (NCAA)	W, 52-50
3/27/10	vs. #7 Kansas State (NCAA)	W, 63-56
3/25/10	vs. #4 Syracuse (NCAA)	W, 63-59
3/18/10	vs. #25 UTEP (NCAA)	W, 77-59
12/12/09	vs. #13 Ohio State	W, 74-66
12/8/09	vs. #15 Georgetown (Jimmy V Classic)	L, 65-72
11/29/09	vs. #19 Clemson (76 Classic)	L, 69-70
11/26/09	vs. #16 Minnesota (76 Classic)	L, 73-62
3/19/09	vs. #20 LSU (NCAA)	L, 71-75
12/23/08	At #14 Xavier	W, 74-65
12/13/08	At #21 Ohio State	L, 51-54
3/23/08	#5 Tennessee (NCAA)	L, 71-76 (OT)
2/23/08	#16 DRAKE	L, 64-71
3/23/07	#3 Florida (NCAA)	L, 57-65
3/17/07	#18 Maryland (NCAA)	W, 62-59
2/17/07	#16 SOUTHERN ILLINOIS	L, 64-68
11/24/06	#23 Gonzaga (NIT Tip-Off)	W, 79-71
11/22/06	#22 Tennessee (NIT Tip-Off)	W, 56-44
3/28/03	#3 Oklahoma (NCAA)	L, 54-65
3/23/03	#14 Louisville (NCAA)	W, 79-71
3/21/03	#20 Mississippi State (NCAA)	W, 47-46
1/30/03	At #5 Duke	L, 60-80
12/19/01	At #21 Ball State	W, 75-66
3/18/01	#4 Arizona (NCAA)	L, 52-73
3/16/01	#23 Wake Forest (NCAA)	W, 79-63
1/30/01	At #10 Wisconsin	W, 58-44
12/28/00	At #12 Arizona	L, 60-72
3/17/00	#13 Florida (NCAA)	L, 68-69 (OT)
Record: 14-15		

•Junior **Zach Hahn** wound up fifth in the Horizon League in three-point field goal shooting (.414). Hahn shot .429 (36-84) from the three-point arc during Butler's 25-game winning streak.

•Butler has won its last 23 games when hitting at least nine three-point field goals. The Bulldogs, who hit 13 three-pointers against UTEP in the NCAA Tournament, are 40-1 under head coach Brad Stevens when hitting nine or more three-pointers.

2009-10 Butler Quick View

Most Points

91 vs. Youngstown State

Most Points, First Half

49 vs. Youngstown State

Most Points, Second Half

50 vs.UTEP

Biggest Margin of Victory

30 points vs. Youngstown State (91-61)

Biggest Margin of Defeat

10 points at UAB (67-57)

Biggest Deficit

17 points vs. Georgetown (52-35)

Biggest Halftime Lead

18 points at Ball State (29-11)

Biggest Halftime Deficit

10 points at UAB (32-22)

Biggest Deficit Overcome

10 points vs. Davidson (31-21, 1st Half)

10 pts. vs. Milwaukee, (25-15, 1st Half, 3/6/10)

Biggest Second Half Deficit Overcome

7 points at Milwaukee (49-42, 14:03)

7 points vs. Murray State, (33-26, 16:30)

Maybe You Missed This:

•Butler is the first team in Horizon League history to record four consecutive seasons of 25 wins or more. The Bulldogs won 29 games in 2006-07, 30 in 2007-08, 26 in 2008-09 and 33 this season.

•Butler is one of just three NCAA Division I schools to win at least 25 games in each of the last four seasons. The other two are Kansas and BYU.

•The 2010 Pomeroy College Basketball Ratings listed Butler's preconference schedule as the fourth toughest in the nation. The Bulldogs played #16 Minnesota and #19 Clemson in a four-day period at the 76 Classic in Anaheim, Calif., and #15/13 Georgetown at the Jimmy V Classic in New York. Butler defeated #13/15 Ohio State and the Bulldogs faced Northwestern and UAB, two teams that subsequently earned a "Top 25" ranking.

•Sophomore **Gordon Hayward** averaged a double-double (14.0 points, 10.0 rebounds) and was named to the five-player All-Tournament Team at the 76 Classic.

•Junior **Matt Howard** set a 76 Classic tournament record by hitting 15 of 18 free throws against Minnesota in the opening round of the Anaheim tournament.

•**Gordon Hayward** was named USBWA Oscar Robertson National Player of the Week, following Butler's games against Georgetown and Ohio State. Hayward averaged 24.0 points and 8.0 rebounds against the two nationally-ranked foes.

BUTLER IN THE POLLS

2009-10

	AP	ESPN/ USA Today
Preseason	11	10
Nov. 16	11	10
Nov. 23	12	10
Nov. 30	23	20
Dec. 7	22	20
Dec. 14	21	17
Dec. 21	20	16
Dec. 28	RV	23
Jan. 4	RV	24
Jan. 11	RV	22
Jan. 18	RV	20
Jan. 25	RV	18
Feb. 1	23	15
Feb. 8	18	15
Feb. 15	18	13
Feb. 22	15	10
Mar. 1	12	11
Mar. 8	12	12
Mar. 15	11	8
Apr. 6	--	2

Associated Press Poll

(March 15, 2010)

Rank	Team	Record	Points	Prev.
1.	Kansas	32-2	1625	1
2.	Kentucky	32-2	1559	2
3.	Duke	29-5	1427	4
4.	Syracuse	28-4	1412	3
5.	Ohio State	27-7	1377	5
6.	West Virginia	27-6	1365	7
7.	Kansas State	26-7	1209	9
8.	New Mexico	29-4	1043	8
9.	Villanova	24-7	961	10
10.	Purdue	27-5	915	6
11.	Butler	28-4	903	12
12.	Temple	29-5	843	17
13.	Michigan State	24-8	836	11
14.	Georgetown	23-10	788	22
15.	Tennessee	25-8	616	15
16.	Wisconsin	23-8	603	13
17.	Brigham Young	29-5	600	14
18.	Pittsburgh	24-8	566	16
19.	Baylor	25-7	550	21
20.	Maryland	23-8	394	19
21.	Vanderbilt	24-8	382	20
22.	Gonzaga	26-6	359	18
23.	Texas A & M	23-9	290	23
24.	Richmond	26-8	141	NR
25.	Xavier	24-8	106	24

Others Receiving Votes: Northern Iowa 68, UTEP 58, Notre Dame 39, Marquette 33, San Diego State 18, Saint Mary's 15, Cornell 6, UNLV 5, Georgia Tech 4, Utah State 3, Virginia Tech 3, Mississippi State 1, Murray State 1, Texas 1.

ESPN/USA Today Poll

(Final Postseason)

Rank	Team	Record	Points	Prev.
1.	Duke	35-5	775	3
2.	Butler	33-5	739	8
3.	West Virginia	31-7	696	5
4.	Michigan State	28-9	654	12
5.	Kentucky	35-3	650	2
6.	Kansas	33-3	604	1
7.	Kansas State	29-8	573	7
8.	Syracuse	30-5	554	4
9.	Tennessee	28-9	494	14
10.	Baylor	28-8	487	21
11.	Ohio State	29-8	483	6
12.	Purdue	29-6	448	11
13.	Northern Iowa	30-5	344	24
14.	Xavier	26-9	271	NR
15.	Villanova	25-8	267	9
16.	New Mexico	30-5	229	10
17.	Cornell	29-5	225	NR
18.	Maryland	24-9	201	20
19.	Saint Mary's	28-6	198	NR
20.	Pittsburgh	25-9	182	17
21.	Washington	26-10	163	NR
22.	Brigham Young	30-6	161	16
23.	Gonzaga	27-7	141	18
24.	Wisconsin	24-9	140	19
25.	Texas A & M	24-10	136	23

Others Receiving Votes: Georgetown 92, Temple 83, Georgia Tech 29, Vanderbilt 21, California 14, Murray State 12, Missouri 5, Dayton 3, Old Dominion 1.

•For the second time in three years, Butler had two men's basketball players named to the Academic All-America team. Junior **Matt Howard**, a finance major with a 3.77 grade point average, was named first team on the 2009-10 ESPN The Magazine University Division Academic All-America squad, while sophomore **Gordon Hayward**, a computer engineering major with a 3.31 GPA, was picked third team. Howard was a second team Academic All-American last season, and two years ago, Butler was represented on the honor squad by A. J. Graves (second team) and Drew Streicher (third team). Butler has had six players honored on the Academic All-America team in the past four seasons.

•**Matt Howard** received the Elite 88 Award, presented by the NCAA at the Final Four to the participating student-athlete with the highest cumulative grade point average.

•The Bulldogs were 5-4 against teams ranked in the "Top 25" in 2009-10, including two victories over teams ranked in the "Top 10." The Bulldogs are 17-8 in their last 25 games against teams from the BCS conferences.

•Butler has led all Division I schools in Indiana in victories in each of the last four seasons. The Bulldogs were 4-0 against Indiana foes in 2009-10.

•Butler head coach **Brad Stevens** used the first day of the fall signing period to wrap-up his 2010-11 recruiting class. Signing with the Bulldogs on November 11 were 6-9 **Erik Fromm** of Bloomington (Ind.) South High School, 6-7 **Khyle Marshall** of Flanagan High School in Pembroke Pines, Fla., and 6-1 **Chrishawn Hopkins** of Manual High School in Indianapolis. Fromm, who helped lead his high school team to a 26-0 record and a Class 4A state championship as a junior, averaged 15.6 points as a senior and wound up as a second team All-State performer in 2009-10. Marshall averaged 28 points and 11 rebounds, while earning first team All-State honors for the third consecutive year. Hopkins, a third-team All-State pick, finished fifth in the state in scoring with a 25.8 average. He averaged 7.4 rebounds and shot .421 from the three-point arc. Hopkins and Fromm both made the Indiana All-Star Team.

DECADE OF SUCCESS

The Bulldogs' victory over Green Bay on Dec. 31 closed out the most successful decade in Butler basketball history. Butler won nearly 70% of its games during the decade, posting a 10-year record of 236-103. The Bulldogs had eight 20-win seasons, earned eight postseason tournament bids and had a pair of NCAA Sweet 16 appearances from 1999-2000 to 2008-09!

Brad Stevens

Head Coach, Butler University



To say that the meteoric coaching rise of Butler's Brad Stevens has been remarkable is like saying Ted Williams was a decent hitter or Michael Jordan was a good basketball player. Just three years into his career as a collegiate head coach and just 10 years after leaving a business position as a marketing associate, Stevens has climbed to the top of the list for best career starts in NCAA history!

Stevens, who picked up his second consecutive Horizon League Coach of the Year award in 2009-10, has guided the Bulldogs to 89 wins in his brief career, breaking the previous three-year NCAA Division I record of 81 wins held by Mark Few of Gonzaga and Mark Fox of Nevada. This past season, Stevens led Butler to a 33-5 overall record, the Horizon League's first 18-0 conference mark and fourth overall unbeaten record, a fourth consecutive league regular season championship, a second Horizon League Tournament crown in three years and a national runner-up finish in the NCAA Tournament. The Bulldogs were nationally-ranked for the fourth straight year, and Butler compiled a school-record, 25-game winning streak, the longest winning streak in the nation! The Butler coach was named NABC All-District 12 Coach, and he was a finalist for several additional national coaching awards.

NCAA Division I Best Career Starts By Wins - 1 Year

Coach, Team	Years	Record
Bill Guthridge, North Carolina	1997-98	34-4
Bill Hodges, Indiana State	1978-79	33-1
Jamie Dixon, Pittsburgh	2003-04	31-5
Brad Stevens, Butler	2008-09	30-4
Stan Heath, Kent State	2001-02	30-6

In his debut season, Stevens helped Butler become the first team in school and Horizon League history to record 30 wins! The 30-4 Bulldogs captured the Great Alaska Shootout, won a second consecutive Wooden Tradition trophy, and wrapped up Horizon League regular season and tournament championships. Butler won a first-round NCAA Tournament game, before falling in overtime to #5 Tennessee in the second round. The Bulldogs were ranked in the "Top 25" of the A. P. and ESPN/USA Today national polls for 19 consecutive weeks, including a record three weeks in the "Top 10." Butler set school- and league-records for regular season wins (27) and became just the second team in league history to record 16 league victories.

Only three coaches in NCAA Division I history - Bill Guthridge, North Carolina (34), Bill Hodges, Indiana State (33) and Jamie Dixon, Pittsburgh (31) - posted more first-year wins than the Butler coach. And at 31, Stevens became the third-youngest Division I coach to guide his team to 30 wins - the youngest in more than half a century!

In addition to becoming the first men's basketball coach in Butler history to lead the Bulldogs to 30 wins, Stevens broke the 34-game Butler coaching record (28-6) shared by three coaches. He moved into seventh place on Butler's all-time list for coaching victories after just one season.

His second season produced perhaps an even more remarkable record! He guided a Butler team picked fifth in the Horizon League, with no seniors and just one returning starter, to 26 wins, a "Top 25" national ranking, a second consecutive Horizon League regular season championship and another trip

to the NCAA Tournament. He recorded his 50th career win faster than any other coach in Butler men's basketball history, and faster than all but four coaches in Division I history! One coach in NCAA Division I history - Bill Guthridge of North Carolina (58-14, 1998-99) - posted more wins in his first two seasons! Stevens was the mid-season recipient of the Hugh Durham Mid-Major Coach of the Year Award, and he was cited as the Horizon League Coach of the Year.

Stevens, 33, was introduced as the new men's basketball head coach at Butler University on April 4, 2007, just three days after his former boss, Todd Lickliter, was named head coach at the University of Iowa. Stevens became the third consecutive former Butler assistant coach to be named head coach of the Bulldogs, and he served under the previous two - Thad Matta and Lickliter.

Stevens worked with Lickliter for six seasons, 2001-07. During his tenure as an assistant coach with the Bulldogs, Butler compiled a 131-61 record, won three Horizon League regular season championships and made four trips to postseason tournament play. In 2006-07, Butler compiled a 29-7 record and advanced to the Sweet 16 of the NCAA Tournament. The Bulldogs won the NIT Season Tip-Off at Madison Square Garden in New York, and the team was ranked in the "Top 25" of both the Associated Press (A.P.) and ESPN/USA Today national polls for 16 consecutive weeks.

Stevens joined the Bulldogs' staff in 2000-01 as coordinator of basketball operations, handling a variety of administrative duties. He was offered a full-time assistant coaching position by Lickliter in 2001-02.

NCAA Division I Best Career Starts By Wins - 2 Years

Coach, Team	Years	Record
Bill Guthridge, North Carolina	1998-99	58-14
Brad Stevens, Butler	2008-09	56-9
Everett Case, No. Carolina St.	1947-48	55-8
Todd Lickliter, Butler	2002-03	53-12
Ben Carnevale, North Carolina	1945-46	52-11

Brad Stevens' Head Coaching Record

Year	School	Overall	Pct.	Horizon League	Pct.	League Finish	Postseason
2007-08	Butler	30-4	.882	16-2	.889	1st	NCAA (Round of 32)
2008-09	Butler	26-6	.813	15-3	.833	1st	NCAA (Round of 64)
2009-10	Butler	33-5	.868	18-0	1.000	1st	NCAA (National Runner-up)
Career		89-15	.856	49-5	.907		

NCAA Division I Best Career Starts By Wins - 3 Years

Coach, Team	Years	Record
Brad Stevens, Butler	2008-10	89-15
Mark Fox, Nevada	2005-07	81-18
Mark Few, Gonzaga	2000-02	81-20
Everett Case, No. Carolina St.	1947-49	80-16
Bill Guthridge, North Carolina	1998-2000	80-28

The Butler coach left a position as a marketing associate at Eli Lilly and Company in Indianapolis in June of 2000 to pursue a career in basketball coaching. He served in a volunteer capacity in Butler's basketball office during the summer of 2000, before eventually gaining a full-time administrative position on the Bulldogs' staff under Matta in the fall of 2000.

Prior to joining the Bulldogs' staff, Stevens served as a volunteer basketball coach at Carmel High School, working with coach Pete Smith. He further served as an assistant coach for the 17-year-old Municipal Gardens AAU team, helping the squad to a 12th place finish in the national tournament.

Stevens completed a stellar high school basketball career in 1995 as the all-time basketball scoring leader at Zionsville High School in Indiana. During his prep career, he set team all-time records for three-point field goals and assists. He went on to earn all-conference and academic all-conference honors as a four-year member of the basketball team at DePauw University. He was team captain and received the squad's "Coaches Award" in 1998-99.

Stevens earned a B.A. degree in economics from DePauw in 1999. He and his wife, Tracy, have two children, son Brady and daughter Kinsley.

May You Missed This:

The top six single season win totals in Butler basketball history have been recorded since Brad Stevens joined the Bulldogs' staff as a coach. He led the Bulldogs to a then-school-record 30 wins in his first year (2007-08) as head coach, and topped that total with 33 wins this year. He also guided the Bulldogs to the fifth-highest (26 in 2008-09) single season wins total in Butler history. He served as an assistant coach for Butler teams that won 29 games (2006-07), 27 games (2002-03) and 26 games (2001-02). Butler was 24-8 in his one season as the Bulldogs' Director of Basketball Operations (2000-01). In total, Stevens has been a part of 244 victories in 10 seasons on Butler's basketball staff!

The Brad Stevens File

Name: Bradley Kent Stevens

Birthdate: 10/22/76

Wife: Tracy

Children: Brady, Kinsley

High School: Zionsville (Ind.)

College: DePauw University (Bachelor's Degree '99)

Sports Played: Basketball (Four varsity letters; team captain; HM All-Conference; Academic All-Conference)

Coaching Career:

Assistant Coach, Butler University, 2001-07

Head Coach, Butler University, 2007-

Notable:

•Brad Stevens became the first men's basketball coach in Butler history to lead the Bulldogs to 30 wins in a season.

•Brad Stevens was the only assistant coach in Butler basketball history to help the Bulldogs to two NCAA Sweet 16 appearances.

•Brad Stevens is a two-time Horizon League "Coach of the Year"

HEADLINES

Butler Coach Earns All-District Honors

Butler head coach Brad Stevens was honored by his peers who selected him as a 2010 National Association of Basketball Coaches Division I All-District Coach. Stevens was picked as the Coach of the Year for District 12. The Butler coach led the Bulldogs to a 33-5 campaign, a perfect 18-0 record in the Horizon League, "Top 25" national rankings in both the Associated Press and ESPN/USA Today national polls, Horizon League regular season and tournament championships and the nation's longest winning streak (25 straight games). Stevens was one of 24 coaches honored by the NABC.

2010 NABC Division I All-District Coaches District Coach

- 1 Fran McCaffery, Siena
- 2 Gary Williams, Maryland
- 3 Robbie Laing, Campbell
- 4 Fran Dunphy, Temple
- 5 Jim Boeheim, Syracuse
- 6 Tad Boyle, Northern Colorado
- 7 Stew Morrill, Utah State
- 8 Matt Painer, Purdue
- 9 Frank Martin, Kansas State
- 10 Mark Few, Gonzaga
- 11 Tony Shaver, William and Mary
- 12 Tony Barbee, UTEP
- 12 **Brad Stevens, Butler**
- 13 Steve Donahue, Cornell
- 14 Geno Ford, Kent State
- 15 Todd Bozeman, Morgan State
- 16 Ben Jacobson, Northern Iowa
- 17 Steve Alford, New Mexico
- 18 Tom Moore, Quinnipiac
- 19 Billy Kennedy, Murray State
- 20 Herb Sendek, Arizona State
- 21 Kevin Stallings, Vanderbilt
- 22 Mike Young, Wofford
- 23 Bob Marlin, Sam Houston State
- 24 Johnny Jones, North Texas

Brad Stevens Among Youngest Coaches In Final Four History

Butler head coach Brad Stevens, 33, was the fifth-youngest coach to lead his team into the NCAA Final Four. Ray Meyer was 29 when he guided DePaul to the Final Four in 1943. Branch McCracken led Indiana to the Final Four at age 31 in 1940, and John Castellani was 31 when Seattle reached the 1958 Final Four. Bob Knight was 32 when he directed Indiana's 1973 appearance in the Final Four.

Stevens became the third-youngest coach to reach the national title game, behind McCracken and Castellani.

Stevens Sets Butler Coaching Mark

Brad Stevens became the first coach in Butler basketball history to lead the Bulldogs to three consecutive NCAA National Tournament appearances, and he did it in his first three years as a collegiate head coach. With this year's bid, he also tied former Butler coaches Barry Collier and Todd Lickliter for most NCAA Tournament appearances (3).

Stevens also holds Butler's record for NCAA Tournament wins with six. He led the Bulldogs to a first round win in the NCAA Men's Basketball National Championship in 2008, and he guided the Bulldogs to five tournament victories in 2009-10.

Stevens Stands Fifth On NCAA List Of Three-Year Winning Percentage

Butler head coach Brad Stevens ranks fifth on the NCAA list of Top 10 Best Career Starts By Percentage, 3 Seasons with his .856 winning mark. He trails only Nibs Price of California (.905, 1925-27), Buck Freeman of St. John's (.901, 1928-30), Lew Andreas of Syracuse (.873, 1925-27) and Adolph Rupp of Kentucky (.864, 1931-33).

2009-10 Bulldogs



#1 SHELVIN MACK G, 6-3, 215, So. Lexington, Ky./Bryan Station

Quick Hits:

- Preseason second team All-Horizon League.
- Captain of the gold medal-winning USA U19 World Championship Team during the summer of 2009.
- Averaged 5.9 points and hit nine of 10 free

throw attempts for the USA squad during the World Championships.

- Butler's co-scoring leader (12.0 ppg) on the team's summer trip to Italy.
- Named first team on the 2009-10 All-Horizon League Team.
- Chosen to the 2010 Speedway Horizon League All-Tournament Team.
- Named first team on the NABC All-District 12 Team.
- Selected to the 2010 West Regional All-Tournament Team.
- Named to the All-Tournament Team at the 2010 Final Four.
- Stands fourth on Butler's all-time list for sophomore scoring.

2009-10 Highlights

Starter in all 38 Butler games this season and in 70 consecutive games in his Butler career...second on the team in scoring and assists...ranked fourth in the Horizon League in three-point field goals (1.9)...led the Bulldogs with 15 points and matched his career-high with eight assists at Northwestern...had a team-high 17 points at Evansville...scored 20 points against Minnesota in the opening round of the 76 Classic...led the Bulldogs with 21 points against UCLA in the second round of the 76 Classic...had 15 points and eight rebounds against #19 Clemson at the 76 Classic...hit four three-point field goals in the first half and shared the team scoring lead with 15 points at Ball State...had 12 points and five rebounds against Georgetown in the Jimmy V Classic...scored 12 points and added a team-high five assists in Butler's victory over Ohio State...scored 14 points in Butler's victory over Xavier...had 11 points and seven rebounds at UAB...led all scorers with 14 points in Butler's victory at home over Green Bay...paced the Bulldogs over Milwaukee at home with a career-high 25 points...led all scorers with 21 points in Butler's victory at Wright State...scored 10 points and nailed the game-winner with 0:59 left in overtime in Butler's victory at Detroit...scored 11 first-half points and finished with 15 in Butler's home victory over Cleveland State...tallied 22 points in the first half and finished with a game-high 24 points in 28 minutes in Butler's home victory over Youngstown State...shared the team scoring lead with 12 points at Loyola...had 15 points, six assists and a career-high three steals in 26 minutes at UIC...scored 11 points and matched his career-high with eight assists at Green Bay...had 10 points in Butler's home win over Wright State...had seven points and seven assists at Youngstown State...scored 11 points and recorded a team-high four assists at Cleveland State...led the Bulldogs with 23 points in their nationally-televised victory over Siena...had 16 points, 5 rebounds and three steals at Valparaiso...scored 12 points against Milwaukee in the semifinals of the Horizon League Tournament...shared the team scoring lead with 14 points against Wright State in the Horizon League Tournament championship game...hit seven of nine three-point field goal attempts and led the Bulldogs with 25

points against UTEP in the first round of the NCAA Tournament...scored 11 points and grabbed five rebounds against Murray State in the second round of the NCAA Tournament...scored 14 points, all in the first half, and added five assists against Syracuse in the Sweet 16...had 16 points, seven rebounds, three assists and two steals against Kansas State in the West Regional championship game...scored 14 points against Michigan State in the national semifinals...had 12 points against Duke in the 2010 national championship game.

Shelvin Mack Career Highs

Points: 25 vs. Milwaukee, 1/2/10; vs. UTEP, 3/18/10
Field Goals: 9 vs. Youngstown State, 1/16/10
Field Goal Attempts: 19 vs. Syracuse, 3/25/10
3-Point Field Goals: 7 vs. UTEP, 3/18/10
3-Point Field Goal Attempts: 10 vs. UAB, 12/30/08; vs. Syracuse, 3/25/10
Free Throws: 7 vs. UCLA, 11/27/09
Free Throw Attempts: 9 vs. UCLA, 11/27/09
Rebounds: 9 vs. Cleveland State, 3/10/09
Assists: 8 vs. Florida Gulf Coast, 12/20/08; at UIC, 1/17/09; vs. Green Bay, 1/22/08; at Green Bay, 2/2/09; at Northwestern, 11/18/09; at Green Bay, 1/29/10
Steals: 3 vs. Ball State, 11/19/08; at Ohio State, 12/13/08; at Loyola, 1/15/09; at Detroit, 1/10/10; vs. Cleveland State, 1/14/10; vs. Youngstown State, 1/16/10; at UIC, 1/23/10; at Valparaiso, 2/26/10
Blocked Shots: 1 at Wright State, 2/7/09; at Northwestern, 11/18/09; at Green Bay, 1/29/10; at Cleveland State, 2/13/10
Minutes: 37 at UIC, 1/17/09; at Davidson, 2/21/09; at UAB, 12/22/09


2009-10 Game-By-Game

Date	Opponent	MIN	FG	3PT	FT	REB	AST	TO	B	S	PTS
11-14	Davidson*	23	2-8	0-2	3-4	1	4	1	1	1	7
11-18	at Northwestern*	33	6-12	2-5	1-2	5	8	1	1	2	15
11-21	at Evansville*	32	5-10	3-6	4-6	3	3	2	0	2	17
11-26	vs. Minnesota*	32	6-14	3-8	5-5	6	3	7	0	0	20
11-27	vs. UCLA*	33	6-10	2-5	7-9	5	0	2	0	0	21
11-29	vs. Clemson*	31	6-13	3-7	0-0	8	4	3	0	1	15
12-2	at Ball State*	30	5-10	4-7	1-2	3	4	2	0	1	15
12-5	Valparaiso*	27	4-9	1-4	2-2	0	2	1	0	1	11
12-8	vs. Georgetown*	29	5-14	1-5	1-1	5	2	4	0	2	12
12-12	Ohio State*	30	4-10	2-6	2-4	3	5	2	1	0	12
12-19	Xavier*	28	5-10	1-3	3-5	4	2	3	0	1	14
12-22	at UAB*	37	5-14	1-5	0-1	7	3	3	0	1	11
12-31	Green Bay*	30	6-12	0-2	2-3	2	3	0	0	1	14
1-2	Milwaukee*	33	8-14	3-7	6-8	2	2	1	0	2	25
1-8	at Wright State*	32	7-13	3-8	4-4	3	3	5	0	2	21
1-10	at Detroit*	32	4-14	1-4	1-2	1	4	2	0	3	10
1-14	Cleveland State*	32	6-8	1-1	2-2	4	4	0	0	3	15
1-16	Youngstown State*	28	9-13	5-7	1-1	1	2	3	0	3	24
1-21	at Loyola*	33	5-12	1-6	1-2	2	1	2	0	0	12
1-23	at UIC*	26	4-9	1-3	6-6	2	6	3	0	3	15
1-29	at Green Bay*	30	5-13	0-4	1-2	2	8	1	1	2	11
1-31	at Milwaukee*	31	5-13	1-2	2-4	5	1	0	0	0	13
2-4	Detroit*	31	3-7	0-1	2-2	7	1	4	0	1	8
2-6	Wright State*	31	5-9	0-1	0-0	2	1	2	0	1	10
2-8	Loyola*	29	2-8	1-4	0-0	4	3	2	0	0	5
2-11	at Youngstown State*	33	3-6	1-2	0-0	2	7	1	0	2	7
2-13	at Cleveland State*	33	3-8	2-4	3-4	3	4	4	1	1	11
2-17	UIC*	31	3-10	2-7	0-1	6	3	0	0	1	8
2-20	Siena*	35	8-14	3-7	4-5	6	0	2	0	1	23
2-26	at Valparaiso*	33	6-11	3-5	1-2	5	2	2	0	3	16
3-6	Milwaukee*	30	5-12	0-4	2-2	2	2	0	0	0	12
3-9	Wright State*	27	5-10	4-6	0-0	2	1	3	0	0	14
3-18	vs. UTEP*	30	8-13	7-9	2-2	4	4	2	0	2	25
3-20	vs. Murray State*	33	3-7	2-3	3-4	5	2	2	0	2	11
3-25	vs. Syracuse*	36	5-19	1-10	3-5	6	5	0	0	2	14
3-25	vs. Kansas State*	33	5-11	3-6	3-4	7	3	4	0	2	16
4-3	vs. Michigan State*	25	5-9	2-4	2-3	2	1	1	0	1	14
4-5	vs. Duke*	31	5-14	2-4	0-0	5	2	2	0	2	12

*Starter.

Season	G-GS	MIN	FG-FGA	PCT.	3PT-3A	PCT.	FT-FTA	PCT.	REB	AVG.	A	B	S	PTS.	AVG.
2008-09	32-32	982	122-312	.391	57-175	.326	81-107	.757	142	4.4	111	1	36	382	11.9
2009-10	38-38	1173	192-423	.454	72-184	.391	80-109	.734	142	3.7	115	5	52	536	14.1
Career	70-70	2155	314-735	.427	129-359	.359	161-216	.745	284	4.1	226	6	88	918	13.1

2009-10 Bulldogs



#2 SHAWN VANZANT
G, 6-1, 171, Jr.
Tampa, Fla./Wharton

Quick Hits:

- Has played in all but four games during his Butler career.
- Leader among Butler's non-starters in assists and steals.

Shawn Vanzant Career Highs

Points: 20 vs. Milwaukee, 1/24/09
Field Goals: 6 vs. Milwaukee, 1/24/09
Field Goal Attempts: 10 vs. Milwaukee, 1/24/09
3-Point Field Goals: 3 vs. Davidson, 11/14/09
3-Point Field Goal Attempts: 5 vs. Davidson, 11/14/09
Free Throws: 8 vs. Milwaukee, 1/2/10
Free Throw Attempts: 8 vs. Milwaukee, 1/2/10
Rebounds: 9 at Valparaiso, 2/26/10
Assists: 5 vs. Youngstown State, 1/16/10; at Valparaiso, 2/26/10
Steals: 4 at Xavier, 12/23/08
Blocked Shots: 2 at Valparaiso, 2/26/10
Minutes: 30 vs. Davidson, 11/14/09

2009-10 Highlights:

Starting point-guard in Butler's first four games...played in all 38 games...hit a career-high three three-point field goals and scored 10 points against Davidson in his first collegiate start...sustained a scratched cornea in Butler's win at Northwestern, but returned to the starting lineup the next game at Evansville...came off the bench with five points against UCLA in the second round of the 76 Classic...had five points and a season-high four rebounds at Ball State...came off the bench with five points and two assists in Butler's league-opener against Valparaiso...hit a career-high eight of eight free throws and scored a season-high 12 points to help the Bulldogs beat Milwaukee at Hinkle Fieldhouse...came off the bench and scored five key points to help spark the Bulldogs' comeback at home against Cleveland State...had a career-high five assists and no turnovers in 14 minutes in Butler's homecourt victory over Youngstown State...had two points, two assists and a steal in 11 minutes at UIC...didn't miss a shot, while scoring seven points off the bench at Green Bay...posted four points and four rebounds in Butler's home win over Loyola...pulled down five rebounds at Cleveland State...grabbed five rebounds and added two steals against Siena...led the Bulldogs with a career-high nine rebounds, matched his career-high with five assists and posted a career-high two blocked shots at Valparaiso...came off the bench with six points and three rebounds against UTEP in the first round of the NCAA Tournament...grabbed four rebounds in 18 minutes of action against Michigan State in the national semifinals...scored two points and played 15 minutes against Duke in the 2010 national championship game.

Date	Opponent	MIN	FG	3PT	FT	REB	AST	TO	B	S	PTS
11-14	Davidson*	30	3-5	3-5	1-2	3	1	1	0	0	10
11-18	at Northwestern*	16	0-3	0-2	0-0	1	0	0	0	0	0
11-21	at Evansville*	22	0-3	0-2	1-4	2	1	1	0	0	1
11-26	vs. Minnesota*	24	0-2	0-1	3-4	0	0	3	0	1	3
11-27	vs. UCLA	14	2-3	0-1	1-4	1	0	0	0	0	5
11-29	vs. Clemson	6	1-1	0-0	1-1	1	0	0	0	0	3
12-2	at Ball State	14	1-1	1-1	2-2	4	2	1	0	0	5
12-5	Valparaiso	17	2-5	1-2	0-0	1	2	0	0	2	5
12-8	vs. Georgetown	13	0-2	0-0	0-0	0	1	0	0	1	0
12-12	Ohio State	9	0-0	0-0	0-0	1	2	0	0	0	0
12-19	Xavier	10	1-4	1-4	0-0	1	0	0	0	0	3
12-22	at UAB	7	0-1	0-1	0-0	1	0	0	0	0	0
12-31	Green Bay	8	0-1	0-1	0-0	0	0	0	0	1	0
1-2	Milwaukee	22	2-4	0-0	8-8	2	3	0	0	0	12
1-8	at Wright State	10	0-1	0-0	0-0	0	1	1	0	0	0
1-10	at Detroit	14	1-5	1-4	0-0	0	1	0	1	0	3
1-14	Cleveland State	17	2-2	1-1	0-0	1	1	0	1	0	5
1-16	Youngstown State	14	0-2	0-0	0-0	2	5	0	0	1	0
1-21	at Loyola	11	0-1	0-1	0-0	1	1	0	0	1	0
1-23	at UIC	11	0-1	0-1	2-2	2	2	0	0	1	2
1-29	at Green Bay	22	1-1	1-1	4-4	1	2	1	0	0	7
1-31	at Milwaukee	14	1-1	0-0	0-0	2	2	1	0	0	2
2-4	Detroit	17	1-6	1-2	1-2	0	0	3	0	1	4
2-6	Wright State	13	1-2	0-1	2-2	0	0	1	0	0	4
2-8	Loyola	20	0-1	0-1	4-4	4	1	1	0	0	4
2-11	at Youngstown State	5	1-1	0-0	0-0	0	0	2	0	0	2
2-13	at Cleveland State	12	0-2	0-1	2-2	5	2	5	0	0	5
2-17	UIC	13	0-1	0-1	0-0	2	4	0	1	1	0
2-20	Siena	16	0-1	0-1	0-0	5	1	3	0	2	0
2-26	at Valparaiso	23	1-6	0-2	1-4	9	5	1	2	1	3
3-6	Milwaukee	14	0-2	0-1	0-0	0	0	0	0	0	0
3-9	Wright State	16	0-2	0-2	3-4	0	1	1	0	1	3
3-18	vs. UTEP	14	2-4	2-3	0-0	3	2	1	0	1	6
3-20	vs. Murray State	12	0-0	0-0	0-0	2	0	1	1	0	0
3-25	vs. Syracuse	6	1-1	1-1	0-0	0	0	1	0	0	3
3-27	vs. Kansas State	15	2-3	1-2	0-0	3	0	2	0	0	5
4-3	vs. Michigan State	18	0-0	0-0	1-2	4	2	0	0	0	1
4-5	vs. Duke	15	1-1	0-0	0-0	1	0	0	0	0	2
*Starter.											

*Starter.

Season	G-GS	MIN	FG-FGA	PCT.	3PT-3A	PCT.	FT-FTA	PCT.	REB	AVG.	AST	B	S	PTS.	AVG.
2007-08	33-0	264	10-30	.333	4-15	.267	9-11	.818	33	1.0	17	0	11	33	1.0
2008-09	29-0	386	31-87	.356	13-45	.289	26-41	.634	48	1.7	28	1	12	101	3.5
2009-10	38-4	554	27-82	.329	14-46	.304	37-51	.725	65	1.7	45	6	15	105	2.8
Career	100-4	1204	68-199	.342	31-106	.292	72-103	.699	146	1.5	90	7	38	239	2.4

2009-10 Bulldogs



#3 ZACH HAHN
G, 6-1, 176, Jr.
New Castle, Ind./Chrysler

Quick Hits:

- Has played in 100 career games as a top backcourt reserve.
- Butler's top scorer off the bench.
- Ranked fifth in the Horizon League in three-point field goal percentage (.414).
- Had five double-figures scoring performances, the most of any Butler non-starter.

2009-10 Highlights:

•Played in all 38 Butler games this season, including one as a starter...leads Butler's reserves in scoring and minutes played...hit three of five shots from beyond the three-point arc and scored a season-high 13 points in Butler's win at Northwestern...came off the bench with nine points in 18 minutes against UCLA in the second round of the 76 Classic...had six points in 18 minutes against Clemson in the 76 Classic...grabbed a season-high three rebounds at Ball State...hit all three shots he attempted and scored seven points in Butler's league-opener against Valparaiso...came off the bench and hit three three-point field goals and scored 11 points against Georgetown in the Jimmy V Classic...scored five points in a reserve role in Butler's home victory over Green Bay...tallied five points and matched his career-high with five rebounds against Milwaukee at Hinkle Fieldhouse...hit a big three-point field goal late in the game and scored eight points in Butler's victory at Wright State...came off the bench with five points in the second half in Butler's victory at Detroit...hit four of six three-point field goals and scored 12 points in Butler's homecourt victory over Youngstown State...came off the bench with eight points at UIC...hit three three-point field goals in the first half and scored nine points to help lift the Bulldogs past Green Bay on the road...didn't miss a shot and scored 10 points in 16 minutes in Butler's home victory over Wright State...hit a pair of key three-point field goals to help spark the Bulldogs' comeback in Butler's home win over Loyola...came off the bench with eight points at Youngstown State...came off the bench and scored six points on back-to-back three-point field goals against Siena...finished with six points in a career-high 33 minutes, while making first collegiate start at Valparaiso...came off the bench and hit three three-point field goals and finished with 11 points against Wright State in the Horizon League Tournament championship game...hit three three-point field goals in a reserve stint against UTEP in the first round of the NCAA Tournament...saw nine minutes of action against Michigan State in the national semifinals...came off the bench and hit a three-point field goal against Duke in the NCAA Division I national championship game.

Zach Hahn Career Highs

Points: 17 at Wright State, 2/7/09
Field Goals: 6 at Wright State, 2/7/09
Field Goal Attempts: 10 at Wright State, 2/7/09
3-Point Field Goals: 5 at Wright State, 2/7/09; vs. UIC, 2/13/09
3-Point Field Goal Attempts: 9 vs. UIC, 2/13/09
Free Throws: 4 vs. UCLA, 11/27/09
Free Throw Attempts: 4 vs. UCLA, 11/27/09
Rebounds: 5 vs. Ball State, 11/19/08; vs. Milwaukee, 1/2/10
Assists: 4 vs. Loyola, 1/24/08; vs. Youngstown State, 2/14/08
Steals: 3 vs. Valparaiso, 1/30/09
Blocked Shots: 0
Minutes: 33 at Valparaiso, 2/26/10


2009-10 Game-By-Game

Date	Opponent	MIN	FG	3PT	FT	REB	AST	TO	B	S	PTS
11-14	Davidson	13	0-3	0-3	0-0	0	0	0	0	1	0
11-18	at Northwestern	21	4-7	3-5	2-2	1	1	1	0	1	13
11-21	at Evansville	6	0-2	0-1	2-2	0	0	0	0	0	2
11-26	vs. Minnesota	6	0-0	0-0	0-0	1	1	0	0	0	0
11-27	vs. UCLA	18	2-5	1-3	4-4	1	1	0	0	0	9
11-29	vs. Clemson	18	2-4	1-3	1-2	1	3	2	0	0	6
12-2	at Ball State	18	0-6	0-5	0-0	3	2	1	0	2	0
12-5	Valparaiso	20	3-3	1-1	0-0	0	0	0	0	0	7
12-8	vs. Georgetown	22	4-7	3-5	0-0	0	2	0	0	2	11
12-12	Ohio State	16	1-4	0-2	0-0	0	1	0	0	0	2
12-19	Xavier	10	1-1	1-1	0-0	0	0	1	0	0	3
12-22	at UAB	11	1-2	1-2	0-0	0	0	0	0	0	3
12-31	Green Bay	21	2-6	1-3	0-0	1	1	3	0	0	5
1-2	Milwaukee	21	2-7	1-5	0-0	5	2	1	0	0	5
1-8	at Wright State	16	3-4	2-2	0-0	3	0	1	0	0	8
1-10	at Detroit	17	1-2	1-2	2-2	1	0	0	0	0	5
1-14	Cleveland State	8	1-1	1-1	0-0	0	0	0	0	0	3
1-16	Youngstown State	24	4-6	4-6	0-0	1	0	1	0	0	12
1-21	at Loyola	14	1-5	1-5	0-0	0	0	0	0	1	3
1-23	at UIC	16	3-4	2-3	0-0	1	0	0	0	0	8
1-29	at Green Bay	21	3-6	3-6	0-0	3	0	1	0	1	9
1-31	at Milwaukee	11	0-3	0-2	0-0	0	0	0	0	1	0
2-4	Detroit	15	1-3	1-3	0-0	1	0	1	0	0	3
2-6	Wright State	16	3-3	2-2	2-2	2	0	0	0	0	10
2-8	Loyola	11	2-3	2-3	0-0	0	0	2	0	0	6
2-11	at Youngstown State	20	3-5	2-4	0-0	1	1	0	0	0	8
2-13	at Cleveland State	10	0-2	0-2	0-0	0	0	1	0	0	0
2-17	UIC	10	1-4	1-3	0-0	0	0	0	0	1	3
2-20	Siena	23	2-4	2-3	0-0	2	2	0	0	0	6
2-26	at Valparaiso*	33	2-5	2-5	0-0	2	2	1	0	1	6
3-6	Milwaukee	10	1-4	1-4	0-0	0	1	0	0	0	3
3-9	Wright State	19	4-5	3-4	0-0	2	4	1	0	0	11
3-18	vs. UTEP	15	3-6	3-6	0-0	0	0	2	0	0	9
3-20	vs. Murray State	22	1-2	1-2	0-0	0	0	0	0	1	3
3-25	vs. Syracuse	13	0-4	0-4	0-0	0	0	1	0	0	0
3-27	vs. Kansas State	3	0-1	0-1	0-0	0	0	0	0	1	0
4-3	vs. Michigan State	9	0-3	0-3	0-0	0	0	0	0	0	0
4-5	vs. Duke	11	1-1	1-1	0-0	1	0	0	0	0	3

*Starter.

Season	G-GS	MIN	FG-FGA	PCT.	3PT-3A	PCT.	FT-FTA	PCT.	REB	AVG.	A	B	S	PTS.	AVG.
2007-08	34-0	310	23-61	.377	17-45	.378	4-5	.800	25	0.7	36	0	3	67	2.0
2008-09	30-0	457	52-135	.385	43-105	.410	9-11	.818	37	1.2	25	0	9	156	5.2
2009-10	38-1	588	62-143	.434	48-116	.414	13-14	.929	33	0.9	24	0	13	185	4.9
Career	102-1	1355	137-339	.404	108-266	.406	26-30	.867	95	0.9	85	0	25	408	4.0

2009-10 Bulldogs



#5 RONALD NORED
G, 6-0, 174, So.
Homewood, Ala./Homewood

Quick Hits:

- Elected Butler's Freshman Class President in 2008-09.
- Did not play on Butler's four-game trip to Italy during the summer of 2009 because of a stress fracture in his left leg.
- Originally was headed to Western Kentucky

University, but was released from his commitment following a coaching change at WKU. Committed to Butler in the spring of 2008.

- Named 2009-10 Horizon League Co-Defensive Player of the Year and picked to the league's All-Defensive Team.
- Chosen to the 2010 Speedway Horizon League Men's Basketball Championship All-Tournament Team.

2009-10 Highlights:

Played in all 38 Butler games this season, including 33 as a starter...ranked third in the Horizon League in assist/turnover ratio (1.8)...led the team in assists and steals...came off the bench for the first time in his young Butler career and contributed eight points, five assists and three steals in Butler's victory over Davidson...had four assists in a reserve role at Northwestern...posted six points, two rebounds and two assists against UCLA in the second round of the 76 Classic...had six points, two rebounds and four assists against Clemson in the 76 Classic...recorded a career-high five steals in Butler's league-opener against Valparaiso...had four rebounds and three steals against Georgetown in the Jimmy V Classic...contributed eight points, four rebounds and four assists to Butler's victory over Ohio State...hit six free throws and scored eight points in his return to Alabama to play UAB...had four points, four rebounds, three assists and three steals in Butler's home win over Green Bay...tallied eight points in Butler's victory at home over Milwaukee...had six points and six assists in Butler's victory at Wright State...hit five clutch free throws in the second half and overtime period and scored seven points in Butler's victory at Detroit...scored 11 points and added five assists and three steals to help Butler beat Cleveland State in Hinkle Fieldhouse...posted seven assists in Butler's home win over Youngstown State...had five rebounds, four assists and three steals in Butler's win at Loyola...grabbed six rebounds and added four points and four assists at Green Bay...hit five of six shots and scored 13 points in Butler's win at Milwaukee...tallied nine points and five assists to help lift Butler over Detroit in Hinkle Fieldhouse...recorded a career-high eight assists in Butler's home win over Wright State...scored eight points and added four assists at Youngstown State...had eight points at Cleveland State...hit seven of nine shots and scored a career-high 16 points to help lead Butler past UIC at Hinkle Fieldhouse...came off the bench with eight points and a team-high six assists in Butler's nationally-televised victory over Siena...posted six points, five rebounds, five assists and three steals at Valparaiso...scored 13 points and grabbed a career-high eight rebounds against Milwaukee in the semifinals of the Horizon League Tournament...tallied nine points and had team-highs of five assists and three steals in Butler's victory over Wright State in the championship game of the 2010 Speedway Horizon League Men's Basketball Championship...scored 15 points and dished off

six assists to lead Butler past Murray State in the second round of the NCAA Tournament...had seven points and matched his career-high with five steals against Syracuse in the West Regional semifinals...posted four points, five rebounds, five assists and four steals against Kansas State in the championship game of the West Regional...had five points, six rebounds and three steals against Michigan State in the national semifinals...posted seven points and six rebounds against Duke in the NCAA Division I national championship game.

Ronald Nored Career Highs

Points: 16 vs. UIC, 2/17/10

Field Goals: 7 vs. UIC, 2/17/10

Field Goal Attempts: 9 vs. Cleveland State, 1/14/10; vs. UIC, 2/17/10; vs. Murray State, 3/20/10

3-Point Field Goals: 2 at Wright State, 2/7/09

3-Point Field Goal Attempts: 4 at Detroit, 2/5/09

Free Throws: 7 vs. Milwaukee, 3/6/10

Free Throw Attempts: 9 at Valparaiso, 2/26/10; vs. Milwaukee, 3/6/10

Rebounds: 8 vs. Milwaukee, 3/6/10

Assists: 8 vs. Wright State, 2/6/10

Steals: 5 vs. Valparaiso, 12/5/09; vs. Syracuse, 3/25/10

Blocked Shots: 1 vs. Northwestern, 11/26/08; vs. Cleveland State, 3/10/09; vs. Cleveland State, 1/14/10; at Youngstown State, 2/11/10; at Cleveland State, 2/13/10; vs. Siena, 2/20/10

Minutes: 39 vs. Syracuse, 3/25/10


2009-10 Game-By-Game

Date	Opponent	MIN	FG	3PT	FT	REB	AST	TO	B	S	PTS
11-14	Davidson	28	3-8	1-3	1-2	2	5	2	0	3	8
11-18	at Northwestern	23	0-3	0-2	1-2	0	4	4	0	0	1
11-21	at Evansville	26	1-5	0-0	0-2	1	2	0	0	2	2
11-26	vs. Minnesota	22	0-3	0-2	0-0	1	1	0	0	2	0
11-27	vs. UCLA*	25	2-5	0-1	2-2	2	2	0	0	1	6
11-29	vs. Clemson*	34	3-4	0-0	0-1	2	4	2	0	2	6
12-2	at Ball State*	15	0-2	0-0	0-0	2	1	1	0	0	0
12-5	Valparaiso*	30	0-0	0-0	0-1	3	1	1	0	5	0
12-8	vs. Georgetown*	29	0-1	0-0	2-3	4	2	2	0	3	2
12-12	Ohio State*	33	3-5	0-2	2-4	4	4	1	0	3	8
12-19	Xavier*	34	0-1	0-1	2-2	0	3	1	0	1	2
12-22	at UAB*	33	1-7	0-3	6-6	2	2	1	0	0	8
12-31	Green Bay*	30	2-6	0-0	0-1	4	3	0	0	3	4
1-2	Milwaukee*	21	3-4	1-2	1-4	4	2	1	0	0	8
1-8	at Wright State*	29	1-6	0-2	4-4	2	6	1	0	0	6
1-10	at Detroit*	31	1-6	0-2	5-6	4	4	4	0	2	7
1-14	Cleveland State*	34	4-9	1-2	2-4	1	5	2	1	3	11
1-16	Youngstown State*	26	1-2	0-0	3-4	5	7	1	0	1	5
1-21	at Loyola*	32	1-6	0-1	1-2	5	4	0	0	3	3
1-23	at UIC*	19	1-1	0-0	0-1	0	4	1	0	0	2
1-29	at Green Bay*	26	1-1	1-1	1-2	6	4	2	0	0	4
1-31	at Milwaukee*	31	5-6	0-1	3-6	4	3	0	0	0	13
2-4	Detroit*	32	3-7	0-2	3-4	3	5	6	0	2	9
2-6	Wright State*	33	1-3	0-2	1-2	0	8	7	0	1	3
2-8	Loyola*	29	1-7	0-2	0-0	4	2	1	0	0	2
2-11	at Youngstown State*	29	3-3	0-0	2-4	1	4	3	1	1	8
2-13	at Cleveland State*	34	1-2	1-1	5-8	1	2	3	1	1	8
2-17	UIC*	32	7-9	0-1	2-2	4	4	2	0	2	16
2-20	Siena	33	3-5	0-0	2-3	2	6	2	1	2	8
2-26	at Valparaiso*	31	0-4	0-1	6-9	5	5	5	0	3	6
3-6	Milwaukee*	36	3-4	0-0	7-9	8	2	2	0	2	13
3-9	Wright State*	30	2-5	1-1	4-4	5	5	2	0	3	9
3-18	vs. UTEP*	34	1-6	0-3	1-7	1	3	3	0	2	3
3-20	vs. Murray State*	37	6-9	1-3	2-5	2	6	2	0	1	15
3-25	vs. Syracuse*	39	3-5	1-3	0-0	4	3	2	0	5	7
3-27	vs. Kansas State*	35	2-5	0-0	0-0	5	5	6	0	4	4
4-3	vs. Michigan State*	38	0-4	0-0	5-6	6	2	1	0	3	5
4-5	vs. Duke*	27	3-8	1-2	0-0	6	1	2	0	1	7

*Starter.

Season	G-GS	MIN	FG-FGA	PCT.	3PT-3A	PCT.	FT-FTA	PCT.	REB	AVG.	A	B	S	PTS.	AVG.
2008-09	32-32	866	48-118	.407	9-40	.225	30-64	.469	98	3.1	84	2	32	135	4.2
2009-10	38-33	1140	72-177	.407	9-46	.196	76-122	.623	115	3.0	136	4	67	229	6.0
Career	70-65	2006	120-295	.407	18-86	.209	106-186	.570	213	3.0	220	6	99	364	5.2

2009-10 Bulldogs



#11 ALEX ANGLIN
G-F, 6-5, 177, Jr.
Kokomo, Ind./Kokomo

Quick Hits:

- Earned a spot on Butler's roster as a walk-on in 2007-08.
- Named to the Horizon League Academic Honor Roll in each of his first two seasons with the Bulldogs.
- Selected as a recipient of a 2008 Arthur Ashe Jr. Sports Scholar Award.

2009-10 Highlights:

Played in 11 regular season games...had two rebounds against Taylor and one against DePauw in Butler's two exhibition games...saw first regular season action at Evansville...had one assist in Butler's victory at Ball State...grabbed a rebound in Butler's victory over Wright State in the championship game of the 2010 Speedway Horizon League Men's Basketball Championship.

Alex Anglin Career Highs

Points: 2 vs. Detroit, 3/1/08
Field Goals: 1 vs. Detroit, 3/1/08
Field Goal Attempts: 2 vs. Youngstown State, 2/26/09
3-Point Field Goals: 2 vs. Detroit, 3/1/08
3-Point Field Goal Attempts: 0
Free Throws: 0
Free Throw Attempts: 0
Rebounds: 2 vs. Detroit, 3/1/08; at Wright State, 2/7/09
Assists: 2 vs. IU-South Bend, 11/22/08
Steals: 0
Blocked Shots: 1 vs. Milwaukee, 1/24/09
Minutes: 8 vs. IU-South Bend, 11/22/08

		2009-10 Game-By-Game										
Date	Opponent	MIN	FG	3PT	FT	REB	AST	TO	B	S	PTS	
11-14	Davidson	DNP										
11-18	at Northwestern	DNP										
11-21	at Evansville	0+	0-0	0-0	0-0	0	0	0	0	0	0	
11-26	vs. Minnesota	DNP										
11-27	vs. UCLA	DNP										
11-29	vs. Clemson	DNP										
12-2	at Ball State	2	0-0	0-0	0-0	0	1	0	0	0	0	
12-5	Valparaiso	1	0-0	0-0	0-0	0	0	0	0	0	0	
12-8	vs. Georgetown	DNP										
12-12	Ohio State	DNP										
12-19	Xavier	DNP										
12-22	at UAB	DNP										
12-31	Green Bay	2	0-0	0-0	0-0	0	0	0	0	0	0	
1-2	Milwaukee	DNP										
1-8	at Wright State	DNP										
1-10	at Detroit	DNP										
1-14	Cleveland State	DNP										
1-16	Youngstown State	1	0-0	0-0	0-0	0	0	0	0	0	0	
1-21	at Loyola	DNP										
1-23	at UIC	2	0-0	0-0	0-0	0	0	0	0	0	0	
1-29	at Green Bay	DNP										
1-31	at Milwaukee											
2-4	Detroit	DNP										
2-6	Wright State	DNP										
2-8	Loyola	0+	0-0	0-0	0-0	0	0	0	0	0	0	
2-11	at Youngstown State	0+	0-0	0-0	0-0	0	0	0	0	0	0	
2-13	at Cleveland State	DNP										
2-17	UIC	1	0-0	0-0	0-0	0	0	0	0	0	0	
2-20	Siena	DNP										
2-26	at Valparaiso	DNP										
3-6	Milwaukee	0+	0-0	0-0	0-0	0	0	0	0	0	0	
3-9	Wright State	2	0-0	0-0	0-0	1	0	0	0	0	0	
3-18	vs. UTEP	DNP										
3-20	vs. Murray State	DNP										
3-25	vs. Syracuse	DNP										
3-27	vs. Kansas State	DNP										
4-3	vs. Michigan State	DNP										
4-5	vs. Duke	DNP										

*Starter.

Season	G-GS	MIN	FG-FGA	PCT.	3PT-3A	PCT.	FT-FTA	PCT.	REB	AVG.	AST	B	S	PTS.	AVG.
2007-08	4-0	6	1-2	.500	0-0	.000	0-0	.000	2	0.5	0	0	0	2	0.5
2008-09	10-0	27	0-3	.000	0-0	.000	0-0	.000	3	0.3	3	1	0	0	0.0
2009-10	11-0	11	0-0	.000	0-0	.000	0-0	.000	1	0.1	1	0	0	0	0.0
Career	25-0	44	1-5	.200	0-0	.000	0-0	.000	6	0.2	4	1	0	2	0.1

2009-10 Bulldogs



#14 NICK RODGERS

G, 6-2, 168, Sr.

Noblesville, Ind./Noblesville

Quick Hits:

- Earned a spot on Butler's roster as a walk-on in 2006-07.
- Honored for academic achievement in each of his seasons with the Bulldogs.
- Has played on Butler teams that have posted a school record 118 victories in four seasons.

2009-10 Highlights:

Played in 11 regular season games...hit Butler's final field goal of the decade with a 3-pointer against Green Bay...hit a 3-point field goal in Butler's win at UIC...made first collegiate start and picked up an assist in Butler's "Senior Day" victory over Siena.

Nick Rodgers Career Highs

Points: 3 at Cleveland State, 2/8/07; vs. IU-South Bend, 11/22/08; vs. Green Bay, 12/31/09; at UIC, 1/23/10

Field Goals: 1 at Cleveland State, 2/8/07; vs. IU-South Bend, 11/22/08; vs. Green Bay, 12/31/09; at UIC, 1/23/10

Field Goal Attempts: 3 vs. IU-South Bend, 11/22/08

3-Point Field Goals: 1 at Cleveland State, 2/8/07; vs. IU-South Bend, 11/22/08; vs. Green Bay, 12/31/09; at UIC, 1/23/10

3-Point Field Goal Attempts: 3 vs. IU-South Bend, 11/22/08

Free Throws: 0

Free Throw Attempts: 0

Rebounds: 1 vs. Green Bay, 1/20/07; vs. Detroit, 3/1/08; vs. IU-South Bend, 11/22/08; vs. Milwaukee, 1/24/09; at Wright State, 2/7/09

Assists: 1 vs. Florida Gulf Coast, 12/20/08; vs. UIC, 2/13/09; vs. Siena, 2/20/10

Steals: 1 vs. Detroit, 3/1/08; vs. IU-South Bend, 11/22/08

Blocked Shots: 1 vs. IU-South Bend, 11/22/08


Minutes: 8 vs. IU-South Bend, 11/22/08

Date	Opponent	2009-10 Game-By-Game									
		MIN	FG	3PT	FT	REB	AST	TO	B	S	PTS
11-14	Davidson	DNP									
11-18	at Northwestern	DNP									
11-21	at Evansville	DNP									
11-26	vs. Minnesota	DNP									
11-27	vs. UCLA	DNP									
11-29	vs. Clemson	DNP									
12-2	at Ball State	1	0-1	0-1	0-0	0	0	0	0	0	0
12-5	Valparaiso	DNP									
12-8	vs. Georgetown	1	0-0	0-0	0-0	0	0	0	0	0	0
12-12	Ohio State	DNP									
12-19	Xavier	DNP									
12-22	at UAB	DNP									
12-31	Green Bay	2	1-1	1-1	0-0	0	0	1	0	0	3
1-2	Milwaukee	DNP									
1-8	at Wright State	DNP									
1-10	at Detroit	DNP									
1-14	Cleveland State	DNP									
1-16	Youngstown State	1	0-0	0-0	0-0	0	0	0	0	0	0
1-21	at Loyola	DNP									
1-23	at UIC	4	1-1	1-1	0-0	0	0	0	0	0	3
1-29	at Green Bay	1	0-0	0-0	0-0	0	0	0	0	0	0
1-31	at Milwaukee	DNP									
2-4	Detroit	DNP									
2-6	Wright State	DNP									
2-8	Loyola	0+	0-1	0-0	0-0	0	0	0	0	0	0
2-11	at Youngstown State	0+	0-0	0-0	0-0	0	0	0	0	0	0
2-13	at Cleveland State	DNP									
2-17	UIC	1	0-0	0-0	0-0	0	0	0	0	0	0
2-20	Siena*	1	0-0	0-0	0-0	0	1	0	0	0	0
2-26	at Valparaiso	DNP									
3-6	Milwaukee	DNP									
3-9	Wright State	1	0-0	0-0	0-0	0	0	0	0	0	0
3-18	vs. UTEP	DNP									
3-20	vs. Murray State	DNP									
3-25	vs. Syracuse	DNP									
3-27	vs. Kansas State	DNP									
4-3	vs. Michigan State	DNP									
4-5	vs. Duke	DNP									

*Starter.

Season	G-GS	MIN	FG-FGA	PCT.	3PT-3A	PCT.	FT-FTA	PCT.	REB	AVG.	A	B	S	PTS.	AVG.
2006-07	9-0	12	1-1	1.000	1-1	1.000	0-0	.000	1	0.1	0	0	0	3	0.3
2007-08	4-0	5	0-1	.000	0-1	.000	0-0	.000	1	0.3	0	0	1	0	0.0
2008-09	7-0	16	1-3	.333	1-3	.333	0-0	.000	3	0.4	2	1	1	3	0.4
2009-10	11-1	13	2-4	.500	2-3	.667	0-0	.000	0	0.0	1	0	0	6	0.5
Career	31-1	46	4-9	.444	4-8	.500	0-0	.000	5	0.2	3	1	2	12	0.4

2009-10 Bulldogs



#20 GORDON HAYWARD G-F, 6-9, 207, So. Brownsburg, Ind./Brownsburg

Quick Hits:

- Finished second on the gold medal-winning U. S. U19 World Championship Team in rebounding (5.7) and third in scoring (10.0) during the summer. Named to the Best of the Best Team at the U19 World Championship in New Zealand.
- Shared the team scoring lead with 48 points on Butler's 2009 four-game summer tour of Italy.
- 2009-10 preseason first team All-Horizon League.
- Named Horizon League Player of the Week and USBWA Oscar Robertson National Player of the Week following Butler's games against Georgetown and Ohio State.
- Chosen Horizon League Player of the Week following Butler's victory over Xavier.
- Named to *The Sporting News* Midseason Mid-Major All-America Team.
- Selected Horizon League Player of the Week after Butler's consecutive wins over Loyola, Youngstown State and Cleveland State.
- Chosen to the Academic All-District V team.
- Named one of 30 finalists for the Naismith Trophy.
- Chosen 2009-10 Horizon League Player of the Year.
- Named first team All-Horizon League for the second straight year.
- Selected third team on the 2009-10 ESPN The Magazine/CoSIDA Academic All-America Team.
- Chosen to the 2010 Speedway Horizon League Men's basketball Championship All-Tournament Team.
- Named to the USBWA All-District V Team.
- Named first team on the NABC All-District 12 Team.
- Selected as the Most Outstanding Player of the West Regional.
- Chosen to the All-Tournament Team at the 2010 Final Four.

2009-10 Highlights:

Starter in 37 games this season...had started 61 consecutive before missing Butler's game at Valparaiso with lower back pain...led the Bulldogs and ranked in the "Top 5" in the Horizon League in scoring and rebounding...topped the Horizon League in double-doubles with 12...led the Bulldogs with 17 points and eight rebounds in the season-opening victory over Davidson...recorded his fourth career double-double with 14 points and 10 rebounds at Northwestern...had 15 points and six rebounds at Evansville...posted his second double-double of the season with 13 points and 10 rebounds against #16 Minnesota...hit two free throws with 0:00.6 remaining to lift Butler past UCLA in the second round of the 76 Classic. Had 11 points and a team-high eight rebounds against the Bruins...recorded his third double-double of the season with team-highs of 18 points and 12 rebounds against Clemson in the 76 Classic...shared the team scoring lead with 15 points and grabbed a game-high eight rebounds at Ball State...led Butler with 18 points and a career-high five assists in the Bulldogs' league-opener against Valparaiso...had 24 points, a team-high eight rebounds and two blocked shots against Georgetown in the Jimmy V Classic...recorded seventh career double-double with a game-high 22 points and 14 rebounds against Xavier...led the Bulldogs with 12 points and 15 rebounds at UAB...recorded his sixth double-double of the season with 16 points and 10 rebounds at home against Milwaukee...hit a career-high 13 of 14 free throws and scored 20 points in Butler's victory at Wright State...scored a team-high 17 points, including a free throw to send the game into overtime, in Butler's victory at Detroit...hospitalized by an upper respiratory infection on the day of the game and managed just eight points in Butler's home win over Cleveland State...shared the team scoring lead with 12 points at Loyola...hit a career-high 10 field goals, scored a season-high 25 points and grabbed a team-high eight rebounds in 27 minutes at UIC...matched his career-high with 13 free throws made and scored a game-high 25 points at Milwaukee...hit 10 of 10 free throws, recorded his seventh double-double and led the Bulldogs with 18 points and 10 rebounds in Butler's home win over Detroit...posted eighth double-double of the season with a game-high 22 points and a career-high 17 rebounds at Youngstown State...had ninth double-double of the season with 19 points and 11 rebounds at Cleveland State...posted

third straight double-double and his 10th of the season with 11 points and 11 rebounds at home against UIC...recorded fourth straight double-double with 15 points and 12 rebounds in Butler's home victory over Siena...sat out Butler's game at Valparaiso with lower back pain...returned to Butler's starting lineup and recorded his fifth consecutive double-double with 10 points and 13 rebounds against Milwaukee in the semifinals of the Horizon League Tournament...hit nine of 11 free throws and scored 13 points against UTEP in the first round of the NCAA Tournament...posted 12 points and a team-high seven rebounds against Murray State in the second round of the NCAA Tournament...led Butler with 17 points against Syracuse in the West Regional semifinals...posted game-highs of 22 points and nine rebounds against Kansas State in the championship game of the West Regional...led the Bulldogs with 19 points and nine rebounds against Michigan State in the national semifinals...shared the team scoring lead with 12 points and pulled down a team-high eight rebounds against Duke in the 2010 national championship game.

Gordon Hayward Career Highs

Points: 27 at Davidson, 2/21/09
Field Goals: 10 at UIC, 1/23/10
Field Goal Attempts: 19 vs. Georgetown, 12/8/09
3-Point Field Goals: 7 at Ohio State, 12/13/08; at UIC, 1/17/09
3-Point Field Goal Attempts: 13 at UIC, 1/17/09
Free Throws: 13 at Wright State, 1/8/10; at Milwaukee, 1/31/10
Free Throw Attempts: 16 at Milwaukee, 1/31/10
Rebounds: 17 at Youngstown State, 2/11/10
Assists: 5 vs. Valparaiso, 12/5/09
Steals: 4 vs. Milwaukee, 1/24/09; at Northwestern, 11/18/09
Blocked Shots: 4 at Xavier, 12/23/08
Minutes: 40 at Detroit, 1/10/10


2009-10 Game-By-Game

Date	Opponent	MIN	FG	3PT	FT	REB	AST	TO	B	S	PTS
11-14	Davidson*	28	5-9	0-0	7-7	8	1	2	1	0	17
11-18	at Northwestern*	32	5-10	2-6	2-4	10	4	2	0	1	14
11-21	at Ball State*	28	2-6	0-0	11-12	6	1	2	0	2	15
11-26	vs. Minnesota*	31	3-8	1-4	6-9	10	1	6	1	2	13
11-27	vs. UCLA*	35	3-14	3-10	2-2	8	1	3	1	1	11
11-29	vs. Clemson*	34	6-13	2-7	4-6	12	1	3	2	0	18
12-2	at Ball State*	31	4-7	1-4	6-6	8	2	2	0	2	15
12-5	Valparaiso*	33	5-10	1-6	7-7	4	5	2	1	2	18
12-8	vs. Georgetown*	39	7-19	4-11	6-6	8	2	0	2	1	24
12-12	Ohio State*	39	9-16	3-6	3-3	8	0	3	0	0	24
12-19	Xavier*	38	6-11	4-5	6-7	14	3	4	0	1	22
12-22	at UAB*	39	4-12	0-4	4-4	15	2	1	1	1	12
12-23	Green Bay*	30	5-11	3-7	0-0	6	1	1	2	0	13
1-2	Milwaukee*	26	6-7	1-1	3-4	10	1	1	0	0	16
1-8	at Wright State*	31	3-5	1-1	13-14	9	3	3	0	1	20
1-10	at Detroit*	40	6-11	2-6	3-6	7	0	4	2	2	17
1-14	Cleveland State*	30	2-3	0-0	4-6	4	2	2	1	2	8
1-16	Youngstown State*	26	2-5	1-4	2-4	4	3	3	1	1	7
1-21	at Loyola*	35	5-13	1-5	1-2	5	0	3	0	2	12
1-23	at UIC*	27	10-16	2-6	3-4	8	2	1	2	2	25
1-29	at Green Bay*	20	4-8	1-4	0-0	2	3	2	0	0	9
1-31	at Milwaukee*	38	6-13	0-3	13-16	6	1	2	0	3	25
2-4	Detroit*	38	4-7	0-1	10-10	10	0	4	1	0	18
2-6	Wright State*	39	4-8	0-3	3-3	6	3	3	0	2	11
2-8	Loyola*	31	4-11	0-6	0-0	7	3	0	1	1	8
2-11	at Youngstown State*	36	6-10	2-5	8-9	17	1	3	2	0	22
2-13	at Cleveland State*	35	7-11	1-3	4-4	11	1	0	0	0	19
2-17	UIC*	29	3-9	1-6	4-5	11	2	0	1	2	11
2-20	Siena*	39	6-13	2-5	1-2	12	4	4	2	0	15
2-26	at Valparaiso	DNP									
3-6	Milwaukee*	37	3-6	0-2	4-7	13	2	2	1	1	10
3-9	Wright State*	29	3-4	0-1	2-2	4	1	4	1	2	8
3-18	vs. UTEP*	34	2-8	0-6	9-11	4	4	1	1	1	13
3-20	vs. Murray State*	34	4-13	1-4	3-6	7	1	1	0	0	12
3-25	vs. Syracuse*	31	4-7	2-3	7-8	5	0	1	0	2	17
3-27	vs. Kansas State*	38	7-14	2-4	6-6	9	0	5	1	0	22
4-3	vs. Michigan State*	39	6-14	3-8	4-6	9	0	4	2	2	19
4-5	vs. Duke*	40	2-11	0-3	8-8	8	1	1	0	1	12

*Starter.

Season	G-GS	MIN	FG-FGA	PCT.	3PT-3A	PCT.	FT-FTA	PCT.	REB	AVG.	A	B	S	PTS.	AVG.
2008-09	32-32	1045	125-261	.479	69-154	.448	101-124	.815	207	6.5	63	30	48	420	13.1
2009-10	37-37	1239	173-373	.464	47-160	.294	179-216	.829	305	8.2	62	30	40	572	15.5
Career	69-69	2284	298-634	.470	116-314	.369	280-340	.824	512	7.4	125	60	88	992	14.4

2009-10 Bulldogs



#21 WILLIE VEASLEY
F, 6-3, 206, Sr.
Freeport, Ill./Freeport

Quick Hits:

- Owns Butler's freshman record for games played with 35 in 2006-07.
- Has played in 134 games in four seasons, while helping Butler to a school record 118 victories.
- First Butler player to see action in four consecutive NCAA Tournaments.
- Set a Butler NCAA Tournament record with 11

tournament games played.

- Named to the 2009-10 Horizon League All-Defensive Team.
- Chosen to Seth Davis' 11th Annual All-Glue Team, recognizing five players who do everything to win.
- Named to the 2010 Speedway Horizon League Men's Basketball Championship All-Tournament Team.

2009-10 Highlights:

Starter in 37 Butler games this season...had started 60 consecutive games, before being sidelined for Butler's home game against Siena with a sprained left knee...third on the team in rebounds and steals; fourth in scoring...led the team and ranked fifth in the Horizon League in field goal percentage (.481)...scored 15 points to help lift the Bulldogs past Davidson in the season-opener for both teams...had 11 points and six rebounds in 27 minutes at Evansville...turned in a strong defensive performance on All-ACC player Trevor Booker and scored seven points against Clemson at the 76 Classic...hit three of three three-point field goals and scored 15 points in Butler's league-opener against Valparaiso, while limiting Crusaders' scoring leader Brandon Wood to just seven points...tallied seven points against Georgetown in the Jimmy V Classic...recorded first career double-double with 15 points and 10 rebounds in Butler's victory over Ohio State...scored 10 points and had three steals at UAB...scored 10 points and had a career-high four steals in Butler's home victory over Green Bay...had 12 points to help the Bulldogs win at Wright State...scored 10 points in Butler's victory at Detroit...led the Bulldogs with 16 points in Butler's home victory over Cleveland State...had 13 points in 26 minutes in Butler's home win over Youngstown State...made the game-winning free throw with 0:34 left in Butler's win at Loyola...had nine points and seven rebounds at UIC while helping the Bulldogs to the 101st victory of his Butler career...scored 13 points and grabbed a game-high eight rebounds at Green Bay...led the Bulldogs with eight rebounds at Milwaukee...was perfect on nine field goal attempts and scored a career-high 19 points to lead Butler past Wright State in Hinkle Fieldhouse...had 12 points and a game-high eight rebounds in Butler's home win over Loyola...scored 10 points and matched his career-high with two blocked shots at Youngstown State...had seven points and seven rebounds at Cleveland State...scored 11 points in Butler's home win over UIC...matched his career-high with four three-point field goals, scored a career-high 20 points and helped limit league scoring leader Brandon Wood to four points to lead the Bulldogs at Valparaiso...scored 11 points and grabbed six rebounds against Milwaukee in the Horizon League Tournament semifinals...led the Bulldogs in the first round of the NCAA Tournament with nine rebounds against UTEP...scored 10 points against Murray State in the NCAA Tournament Second Round...scored 13 points against Syracuse in the West Regional semifinals...had six points and five rebounds and matched his career-high with four steals against Michigan State in the national semifinals.

Career Highs

Points: 20 at Valparaiso, 2/26/10
Field Goals: 9 vs. Wright State, 2/6/10
Field Goal Attempts: 12 vs. Cleveland State, 2/28/09; at Valparaiso, 2/26/10; vs. Murray State, 3/20/10
3-Point Field Goals: 4 at Xavier, 12/23/08; at Valparaiso, 2/26/10
3-Point Field Goal Attempts: 7 vs. Loyola, 2/15/09; vs. Cleveland State, 2/28/09; vs. Davidson, 11/14/09; vs. Milwaukee, 3/6/10; vs. Murray State, 3/20/10
Free Throws: 6 vs. UIC, 1/29/07; vs. Valparaiso, 1/5/08
Free Throw Attempts: 9 vs. UIC, 1/29/07
Rebounds: 11 vs. Green Bay, 1/10/08
Assists: 4 at Cleveland State, 12/4/08
Steals: 4 vs. Green Bay, 12/31/09; vs. Michigan State, 4/3/10
Blocked Shots: 2 vs. Kent State, 11/25/06; vs. Purdue, 12/16/06; vs. Florida State, 12/15/07; vs. Green Bay, 1/10/08; vs. UIC, 1/26/08; vs. Detroit, 3/1/08; at Youngstown State, 2/11/10
Minutes: 39 vs. Cleveland State, 2/28/09

2009-10 Game-By-Game

Date	Opponent	MIN	FG	3PT	FT	REB	AST	TO	B	S	PTS
11-14	Davidson*	32	5-11	3-7	2-2	3	1	0	0	2	15
11-18	at Northwestern*	18	1-2	0-1	1-2	4	0	1	0	2	3
11-21	at Evansville*	27	4-6	2-4	1-2	6	0	2	0	2	11
11-26	vs. Minnesota*	35	1-6	0-4	4-5	3	3	0	0	1	6
11-27	vs. UCLA*	35	2-8	0-3	2-4	2	2	3	0	1	6
11-29	vs. Clemson*	35	3-8	1-4	0-0	1	2	3	0	2	7
12-2	at Ball State*	23	2-5	0-3	0-0	1	1	3	0	2	4
12-5	Valparaiso*	25	4-6	3-3	4-8	5	3	1	0	1	15
12-8	vs. Georgetown*	25	2-5	0-2	3-4	2	1	4	0	0	7
12-12	Ohio State*	35	4-9	3-5	4-5	10	3	2	1	2	15
12-19	Xavier*	37	5-10	1-5	2-4	4	2	2	0	1	13
12-22	at UAB*	23	3-6	2-3	2-2	0	1	3	0	3	10
12-31	Green Bay*	28	4-8	0-3	2-4	7	0	3	0	4	10
1-2	Milwaukee*	33	1-8	0-3	0-0	7	1	0	0	1	2
1-8	at Wright State*	36	5-6	2-3	0-0	5	1	1	0	0	12
1-10	at Detroit*	28	4-7	1-2	1-2	2	0	1	0	0	10
1-14	Cleveland State*	36	6-9	2-4	2-3	1	0	3	1	2	16
1-16	Youngstown State*	26	5-8	1-3	2-4	3	2	1	0	2	13
1-21	at Loyola*	24	3-5	0-1	1-2	2	0	1	1	1	7
1-23	at UIC*	26	4-6	1-2	0-0	7	1	2	0	1	9
1-29	at Green Bay*	34	5-7	2-3	1-3	8	0	4	1	0	13
1-31	at Milwaukee*	37	2-7	1-5	4-5	8	0	1	0	2	9
2-4	Detroit*	24	4-7	0-3	0-0	2	2	2	1	0	8
2-6	Wright State*	37	9-9	1-1	0-0	3	1	2	0	0	19
2-8	Loyola*	25	5-7	2-3	0-0	8	0	2	0	0	12
2-11	at Youngstown State*	34	3-5	2-4	2-4	3	1	3	2	0	10
2-13	at Cleveland State*	35	1-8	1-5	4-4	7	1	2	0	1	7
2-17	UIC*	29	4-10	1-3	2-2	4	1	0	1	0	11
2-20	Siena	DNP									
2-26	at Valparaiso*	36	7-12	4-6	2-4	6	0	4	1	0	20
3-6	Milwaukee*	35	4-9	3-7	0-0	6	1	2	0	1	11
3-9	Wright State*	34	4-8	1-3	0-0	2	0	2	0	0	9
3-18	vs. UTEP*	33	2-4	1-3	3-4	9	0	1	0	0	8
3-20	vs. Murray State*	36	3-12	2-7	2-2	0	1	0	0	2	10
3-25	vs. Syracuse*	36	5-7	1-3	2-4	5	0	1	0	3	13
3-27	vs. Kansas State*	35	1-4	1-1	0-0	4	1	0	0	0	3
4-3	vs. Michigan State*	35	2-6	0-3	2-2	5	0	1	0	4	6
4-5	vs. Duke*	38	1-9	0-5	0-0	3	3	2	0	0	2

*Starter.

Season	G-GS	MIN	FG-FGA	PCT.	3PT-3A	PCT.	FT-FTA	PCT.	REB	AVG.	A	B	S	PTS.	AVG.
2006-07	35-0	521	36-57	.632	0-0	.000	23-32	.719	87	2.5	24	9	10	95	2.7
2007-08	30-0	525	57-105	.543	0-0	.000	22-52	.423	94	3.1	14	14	15	136	4.5
2008-09	32-32	937	99-215	.460	34-104	.327	52-75	.693	137	4.3	39	8	24	284	8.9
2009-10	37-37	1160	130-270	.481	45-130	.346	57-87	.655	158	4.3	36	9	43	362	9.8
Career	134-69	3143	322-647	.498	79-234	.338	154-246	.626	476	3.6	113	40	92	877	6.5

2009-10 Bulldogs



#22 GRANT LEIENDECKER
G, 6-5, 182, Jr.
Fort Wayne, Ind./Homestead

Quick Hits:

•Sat out his initial season with the Bulldogs (2006-07) a medical redshirt.

2009-10 Highlights:

Played in 14 games...came off the bench with a season-high five points at Ball State...matched his career-high with one steal against Georgetown in the Jimmy V Classic...matched his career-high with free throws in Butler's home victory over Green Bay...had a steal in Butler's home victory over Youngstown State...scored three points and grabbed a rebound at UIC.

Career Highs

Points: 12 vs. Milwaukee, 1/24/09

Field Goals: 4 vs. Milwaukee, 1/24/09

Field Goal Attempts: 9 vs. Milwaukee, 1/24/09

3-Point Field Goals: 4 vs. Milwaukee, 1/24/09

3-Point Field Goal Attempts: 8 vs. Milwaukee, 1/24/09; vs. Green Bay, 12/31/09

Free Throws: 2 vs. Evansville, 11/29/08; vs. Valparaiso, 12/5/09

Free Throw Attempts: 2 vs. Evansville, 11/29/08; vs. Valparaiso, 12/5/09; vs. Green Bay, 12/31/09

Rebounds: 2 vs. Milwaukee, 1/24/09

Assists: 3 vs. Ball State, 11/19/08

Steals: 1 at Youngstown State, 12/6/08; at Ball State, 12/2/09; vs. Georgetown, 12/8/09; vs. Youngstown State, 1/16/10

Blocked Shots: 1 at Bradley, 12/10/08; vs. Milwaukee, 1/24/09


Minutes: 16 vs. Milwaukee, 1/24/09

Date	Opponent	2009-10 Game-By-Game									
		MIN	FG	3PT	FT	REB	AST	TO	B	S	PTS
11-14	Davidson	DNP									
11-18	at Northwestern	3	0-1	0-1	0-0	0	0	0	0	0	0
11-21	at Evansville	DNP									
11-26	vs. Minnesota	1	0-0	0-0	0-0	0	0	0	0	0	0
11-27	vs. UCLA	DNP									
11-29	vs. Clemson	DNP									
12-2	at Ball State	5	2-3	1-2	0-0	1	0	0	0	1	5
12-5	Valparaiso	3	0-1	0-1	2-2	0	0	0	0	0	2
12-8	vs. Georgetown	3	0-0	0-0	0-0	0	0	0	0	1	0
12-12	Ohio State	DNP									
12-19	Xavier	DNP									
12-22	at UAB	0+	0-0	0-0	0-0	0	0	0	0	0	0
12-31	Green Bay	3	0-0	0-0	2-2	0	1	1	0	0	2
1-2	Milwaukee	DNP									
1-8	at Wright State	DNP									
1-10	at Detroit	0+	0-1	0-1	0-0	0	0	0	0	0	0
1-14	Cleveland State	DNP									
1-16	Youngstown State	2	0-0	0-0	0-0	0	0	1	0	1	0
1-21	at Loyola	DNP									
1-23	at UIC	5	1-4	1-2	0-0	1	0	0	0	0	3
1-29	at Green Bay	DNP									
1-31	at Milwaukee	DNP									
2-4	Detroit	DNP									
2-6	Wright State	DNP									
2-8	Loyola	1	0-0	0-0	0-0	1	0	0	0	0	1
2-11	at Youngstown State	1	0-0	0-0	0-0	0	0	1	0	0	0
2-13	at Cleveland State	DNP									
2-17	UIC	5	1-3	1-3	0-0	0	0	0	0	1	3
2-20	Siena	DNP									
2-26	at Valparaiso	DNP									
3-6	Milwaukee	DNP									
3-9	Wright State	3	0-1	0-1	0-0	0	0	0	0	0	0
3-18	vs. UTEP	DNP									
3-20	vs. Murray State	DNP									
3-25	vs. Syracuse	DNP									
3-27	vs. Kansas State	DNP									
4-3	vs. Michigan State	DNP									
4-5	vs. Duke	DNP									

*Starter.

Season	G-GS	MIN	FG-FGA	PCT.	3PT-3A	PCT.	FT-FTA	PCT.	REB	AVG.	A	B	S	PTS.	AVG.
2007-08	12-0	26	1-4	.250	0-3	.000	0-0	.000	0	0.0	1	0	0	2	0.2
2008-09	26-0	171	15-57	.263	13-50	.260	2-4	.500	7	0.3	12	2	1	45	1.7
2009-10	14-0	35	4-14	.286	3-11	.273	4-5	.800	3	0.2	1	0	4	15	1.1
Career	53-0	232	20-75	.267	16-64	.250	6-9	.667	10	0.2	14	2	5	62	1.2

2009-10 Bulldogs



#24 AVERY JUKES

F, 6-8, 215, Sr.

Snellville, Ga/South Gwinnett/Alabama

Quick Hits:

- Transferred to Butler in January of 2007, after playing part of one season at Alabama.
- Shot 60% from the field, including 60% from three-point range, in his initial season with the Bulldogs.
- Spent 11 days in Uganda during the summer

of 2008 serving with Ambassadors for Children.

•Founded the Avery Jukes Foundation for Kids to provide support for the children of Uganda. Headed a successful drive to provide books for a school he helped build in Uganda.

2009-10 Highlights:

Played in all 38 Butler games...had six points in 16 minutes to help lead the Bulldogs past Davidson in the season-opener...came off the bench with 10 points in 14 minutes in Butler's win at Northwestern...scored all of Butler's bench points with eight points in a reserve role against Minnesota...hit all three shots he attempted and matched his season-high with 10 points in Butler's league-opener against Valparaiso...came off the bench with five points at UAB...had seven points in 11 minutes in Butler's victory at home over Green Bay...came off the bench with two points and five rebounds in Butler's victory at Detroit...matched his career-high with two blocked shots in Butler's win at Loyola...scored five points in eight minutes in Butler's home win over Wright State...made first Butler start and scored nine points in a career-high 24 minutes in Butler's "Senior Day" victory over Siena...played 18 minutes in Butler's victory over Michigan State in the national semifinals...matched his season-high with 10 points and grabbed four rebounds in 18 minutes against Duke in the NCAA Division I national championship game.

Career Highs

Points: 15 vs. IU-South Bend, 11/22/08

Field Goals: 5 vs. Youngstown State, 2/14/08

Field Goal Attempts: 7 vs. Youngstown State, 2/14/08; at Bradley, 12/10/08

3-Point Field Goals: 2 at Loyola, 1/15/09; at Northwestern, 11/18/09; vs.

Siena, 2/20/10; vs. Duke, 4/5/10

3-Point Field Goal Attempts: 4 vs. Siena, 2/20/10

Free Throws: 9 vs. IU-South Bend, 11/22/08

Free Throw Attempts: 10 vs. IU-South Bend, 11/22/08

Rebounds: 6 vs. IU-South Bend, 11/22/08; vs. Florida Gulf Coast, 12/20/08;

vs. Milwaukee, 1/24/09

Assists: 2 at Drake, 11/15/08

Steals: 1 vs. Loyola, 1/24/08; vs. UIC, 1/26/08; at Milwaukee, 2/12/08; vs.

UIC, 3/8/08; vs. South Alabama, 3/21/08; at Bradley, 12/10/08; at Ohio State,

12/13/08; at Valparaiso, 1/3/09; vs. Davidson, 11/14/09; at Northwestern,

11/18/09; vs. Minnesota, 11/26/09; vs. UCLA, 11/27/09; vs. Michigan State,

4/3/10

Blocked Shots: 2 vs. Evansville, 11/29/08; at Bradley, 12/10/08; at Loyola,

1/21/10

Minutes: 24 vs. Siena, 2/20/10


2009-10 Game-By-Game

Date	Opponent	MIN	FG	3PT	FT	REB	AST	TO	B	S	PTS
11-14	Davidson	16	2-3	1-1	1-2	1	0	0	0	1	6
11-18	at Northwestern	14	4-6	2-2	0-1	3	0	0	0	1	10
11-21	at Evansville	9	0-4	0-2	2-2	1	0	0	0	0	2
11-26	vs. Minnesota	17	2-6	1-3	3-4	2	0	0	0	1	8
11-27	vs. UCLA	7	1-1	1-1	2-2	0	0	2	0	1	5
11-29	vs. Clemson	11	1-1	0-0	0-0	0	0	0	0	0	2
12-2	at Ball State	13	0-2	0-1	1-2	1	0	0	0	0	1
12-5	Valparaiso	11	3-3	0-0	4-5	2	0	0	0	0	10
12-8	vs. Georgetown	6	0-3	0-0	0-0	1	0	1	0	0	0
12-12	Ohio State	6	0-1	0-0	0-0	0	0	0	0	0	0
12-19	Xavier	11	0-2	0-1	0-0	2	0	1	0	0	0
12-22	at UAB	18	2-4	1-2	0-0	0	0	0	0	0	5
12-31	Green Bay	11	2-3	1-2	2-2	1	0	0	0	0	7
1-2	Milwaukee	7	1-2	1-1	1-2	0	0	1	1	0	4
1-8	at Wright State	5	0-1	0-0	0-0	0	1	1	0	0	0
1-10	at Detroit	15	1-2	0-0	0-0	5	0	0	0	0	2
1-14	Cleveland State	9	0-4	0-1	0-0	3	0	0	0	0	0
1-16	Youngstown State	9	0-1	0-0	0-0	0	0	1	0	0	0
1-21	at Loyola	16	2-6	0-1	1-2	4	1	0	2	0	5
1-23	at UIC	10	0-0	0-0	2-2	0	1	1	0	0	2
1-29	at Green Bay	10	1-3	0-1	0-0	0	0	0	0	0	2
1-31	at Milwaukee	7	0-0	0-0	0-0	0	0	2	0	1	0
2-4	Detroit	15	1-3	0-1	0-0	4	1	0	0	0	2
2-6	Wright State	8	1-1	1-1	2-2	2	0	1	0	0	5
2-8	Loyola	7	0-1	0-1	0-0	1	0	0	0	0	0
2-11	at Youngstown State	2	0-0	0-0	0-0	0	0	0	0	0	0
2-13	at Cleveland State	7	1-1	0-0	0-0	1	0	1	0	0	2
2-17	UIC	9	0-1	0-0	0-0	1	0	1	0	0	0
2-20	Siena*	24	2-4	2-4	3-4	1	0	1	1	0	9
2-26	at Valparaiso	8	2-3	0-0	0-0	1	0	0	0	0	4
3-6	Milwaukee	10	0-0	0-0	1-4	0	1	0	0	0	1
3-9	Wright State	4	0-0	0-0	0-0	1	0	0	0	0	0
3-18	vs. UTEP	10	1-2	0-1	0-0	2	0	0	0	0	2
3-20	vs. Murray State	8	0-2	0-1	0-0	0	0	0	0	0	0
3-25	vs. Syracuse	6	0-0	0-0	0-0	0	0	0	1	0	0
3-27	vs. Kansas State	9	1-3	0-1	0-0	2	0	0	0	0	2
4-3	vs. Michigan State	18	1-6	0-3	0-0	1	0	0	0	1	2
4-5	vs. Duke	18	4-6	2-3	0-2	4	0	0	0	0	10

*Starter.

Season	G-GS	MIN	FG-FGA	PCT.	3PT-3A	PCT.	FT-FTA	PCT.	REB	AVG.	A	B	S	PTS.	AVG.
2007-08	22-0	106	18-30	.600	3-5	.600	11-22	.500	14	0.6	1	4	5	50	2.3
2008-09	27-0	305	30-69	.435	9-26	.346	17-27	.630	57	2.1	7	7	3	86	3.2
2009-10	38-1	401	36-91	.396	13-35	.371	25-38	.658	47	1.2	5	5	6	110	2.9
Career	87-1	812	84-190	.442	25-66	.379	53-87	.609	118	1.4	13	16	14	246	2.8

2009-10 Bulldogs



#30 EMERSON KAMPEN
F, 6-9, 189, R-Fr.
Yorktown, Ind./Yorktown

Quick Hits:

- Sat out the 2008-09 season as a redshirt.
- Played at the same high school as Pete Campbell, who helped the Bulldogs to 59 wins in two seasons and closed out his career as Butler's career leader in three-point field goal percentage.

Career Highs

Points: 2 at UIC, 1/23/10
 Field Goals: 1 at UIC, 1/23/10
 Field Goal Attempts: 1 at UIC, 1/23/10
 3-Point Field Goals: 0
 3-Point Field Goal Attempts: 0
 Free Throws: 0
 Free Throw Attempts: 0
 Rebounds: 1 vs. Green Bay, 12/31/09; at UIC, 1/23/10
 Assists: 1 vs. Youngstown State, 1/16/10
 Steals: 1 at Ball State, 12/2/09; vs. Valparaiso, 12/5/09; vs. Wright State, 3/9/10
 Blocked Shots: 0
 Minutes: 2 at Ball State, 12/2/09; vs. Valparaiso, 12/5/09; vs. Green Bay, 12/31/09; at UIC, 1/23/10; vs. Wright State, 3/9/10

2009-10 Highlights:

Played in eight games...saw first collegiate action and came up with one steal at Ball State...grabbed first collegiate rebound in Butler's home victory over Green Bay...recorded first collegiate assist in Butler's home win over Youngstown State...grabbed a rebound and scored first collegiate points with a field goal at UIC...had a steal in two minutes against Wright State in the title game of the 2010 Speedway Horizon League Men's Basketball Championship.


2009-10 Game-By-Game

Date	Opponent	MIN	FG	3PT	FT	REB	AST	TO	B	S	PTS
11-14	Davidson	DNP									
11-18	at Northwestern	DNP									
11-21	at Evansville	DNP									
11-26	vs. Minnesota	DNP									
11-27	vs. UCLA	DNP									
11-29	vs. Clemson	DNP									
12-2	at Ball State	2	0-0	0-0	0-0	0	0	0	0	1	0
12-5	Valparaiso	2	0-0	0-0	0-0	0	0	1	0	1	0
12-8	vs. Georgetown	DNP									
12-12	Ohio State	DNP									
12-19	Xavier	DNP									
12-22	at UAB	DNP									
12-31	Green Bay	2	0-0	0-0	0-0	1	0	0	0	0	0
1-2	Milwaukee	DNP									
1-8	at Wright State	DNP									
1-10	at Detroit	DNP									
1-14	Cleveland State	DNP									
1-16	Youngstown State	1	0-0	0-0	0-0	0	1	1	0	0	0
1-21	at Loyola	DNP									
1-23	at UIC	2	1-1	0-0	0-0	1	0	0	0	0	2
1-29	at Green Bay	DNP									
1-31	at Milwaukee	DNP									
2-4	Detroit	DNP									
2-6	Wright State	DNP									
2-8	Loyola	0+	0-0	0-0	0-0	0	0	0	0	0	0
2-11	at Youngstown State	DNP									
2-13	at Cleveland State	DNP									
2-17	UIC	1	0-0	0-0	0-0	0	0	0	0	0	0
2-20	Siena	DNP									
2-26	at Valparaiso	DNP									
3-6	Milwaukee	DNP									
3-9	Wright State	2	0-0	0-0	0-0	0	0	0	0	1	0
3-18	vs. UTEP	DNP									
3-20	vs. Murray State	DNP									
3-25	vs. Syracuse	DNP									
3-27	vs. Kansas State	DNP									
4-3	vs. Michigan State	DNP									
4-5	vs. Duke	DNP									

*Starter.

Season	G-GS	MIN	FG-FGA	PCT.	3PT-3A	PCT.	FT-FTA	PCT.	REB	AVG.	A	B	S	PTS.	AVG.
2009-10	8-0	12	1-1	1.000	0-0	.000	0-0	.000	2	0.3	1	0	3	2	0.3

2009-10 Bulldogs



#32 GARRETT BUTCHER

F, 6-7, 209, So.

Ellettsville, Ind./Edgewood

Quick Hits:

- Has played in 64 Butler games since beginning his college career in the fall of 2008.
- Averaged 10.0 points on Butler's four-game trip to Italy during the summer of 2009.
- Set 64 school basketball records during his four-year career at Edgewood High School.

- Three-year All-State performer in high school.
- Member of the 2008 Indiana All-Star Team.

2009-10 Highlights:

Played in 32 Butler games in 2009-10...had a pair of rebounds in five minutes of action against Davidson in the Bulldogs' season-opener...scored two points in 10 minutes at Northwestern...came off the bench with four points and five rebounds at Evansville...scored three points and grabbed two rebounds in a reserve stint at Ball State...had three rebounds and matched his career-high with two assists in eight minutes in Butler's home victory over Youngstown State...matched his career-high with one steal at Youngstown State.

Garrett Butcher Career Highs

Points: 9 vs. Ball State, 11/19/08; vs. UIC, 2/13/09

Field Goals: 4 vs. UIC, 2/13/09; vs. Youngstown State, 2/26/09

Field Goal Attempts: 9 vs. Florida Gulf Coast, 12/20/08

3-Point Field Goals: 3 vs. Ball State, 11/19/08

3-Point Field Goal Attempts: 4 vs. Ball State, 11/19/08; vs. Florida Gulf Coast, 12/20/08

Free Throws: 2 at Xavier, 12/23/08; at Detroit, 2/5/09; at Wright State, 2/7/09; at Evansville, 11/21/09

Free Throw Attempts: 4 at Wright State, 2/7/09; at Evansville, 11/21/09

Rebounds: 7 at Wright State, 2/7/09

Assists: 2 at Davidson, 2/21/09; vs. Youngstown State, 1/16/10

Steals: 1 vs. Ball State, 11/19/08; vs. Valparaiso, 1/30/09; at Northwestern, 11/18/09; at Youngstown State, 2/11/10

Blocked Shots: 1 vs. Detroit, 1/10/09; vs. Detroit, 2/4/10

Minutes: 22 at Wright State, 2/7/09

2009-10 Game-By-Game

Date	Opponent	MIN	FG	3PT	FT	REB	AST	TO	B	S	PTS
11-14	Davidson	5	0-2	0-1	0-0	2	0	0	0	0	0
11-18	at Northwestern	10	1-1	0-0	0-0	0	0	0	0	1	2
11-21	at Evansville	14	1-4	0-1	2-4	5	0	0	0	0	4
11-26	vs. Minnesota	4	0-1	0-1	0-0	1	0	1	0	0	0
11-27	vs. UCLA	7	0-0	0-0	0-0	1	0	0	0	0	0
11-29	vs. Clemson	2	0-0	0-0	0-0	1	0	0	0	0	0
12-2	at Ball State	13	1-3	1-2	0-0	2	0	1	0	0	3
12-5	Valparaiso	3	0-0	0-0	0-0	1	0	0	0	0	0
12-8	vs. Georgetown	4	0-0	0-0	0-0	0	0	0	0	0	0
12-12	Ohio State	2	0-0	0-0	0-0	1	0	0	0	0	0
12-19	Xavier	2	0-1	0-1	0-0	0	1	0	0	0	0
12-22	at UAB	5	0-1	0-0	0-0	1	0	0	0	0	0
12-31	Green Bay	4	0-2	0-1	0-0	1	0	0	0	0	0
1-2	Milwaukee	5	0-1	0-1	0-0	0	0	0	0	0	0
1-8	at Wright State	7	0-0	0-0	0-0	0	0	0	0	0	0
1-10	at Detroit	3	0-0	0-0	0-0	0	0	0	0	0	0
1-14	Cleveland State	3	0-0	0-0	0-0	0	0	0	0	0	0
1-16	Youngstown State	8	0-2	0-0	0-0	3	2	0	0	0	0
1-21	at Loyola	3	0-0	0-0	0-0	0	0	0	0	0	0
1-23	at UIC	10	0-1	0-1	0-0	2	1	0	0	0	0
1-29	at Green Bay	12	1-1	0-0	0-0	3	0	0	0	0	2
1-31	at Milwaukee	4	0-0	0-0	0-1	1	0	0	0	0	0
2-4	Detroit	4	0-1	0-0	0-0	0	0	0	1	0	0
2-6	Wright State	7	0-0	0-0	0-0	1	0	0	0	0	0
2-8	Loyola	6	1-5	0-0	0-0	2	1	0	0	0	2
2-11	at Youngstown State	7	0-0	0-0	0-0	0	0	1	0	1	0
2-13	at Cleveland State	1	0-0	0-0	0-0	0	0	0	0	0	0
2-17	UIC	7	1-3	0-0	0-0	2	0	0	0	0	2
2-20	Siena	10	0-1	0-0	1-2	1	0	0	0	0	1
2-26	at Valparaiso	2	0-0	0-0	0-0	1	0	0	0	0	0
3-6	Milwaukee	1	0-0	0-0	0-0	0	0	0	0	0	0
3-9	Wright State	3	0-1	0-0	0-0	0	0	0	0	0	0
3-18	vs. UTEP	DNP									
3-20	vs. Murray State	DNP									
3-25	vs. Syracuse	DNP									
3-27	vs. Kansas State	DNP									
4-3	vs. Michigan State	DNP									
4-5	vs. Duke	DNP									

Season	G-GS	MIN	FG-FGA	PCT.	3PT-3A	PCT.	FT-FTA	PCT.	REB	AVG.	A	B	S	PTS.	AVG.
2008-09	32-0	320	34-80	.425	7-20	.350	6-10	.600	46	1.4	7	1	2	81	2.5
2009-10	32-0	178	6-31	.194	1-9	.111	3-9	.333	32	1.0	5	1	2	16	0.5
Career	64-0	495	40-111	.360	8-29	.276	9-19	.474	78	1.2	12	2	4	97	1.5

2009-10 Bulldogs



#33 CHASE STIGALL
G, 6-4, 195, R-Fr.
New Castle, Ind./Chrysler

Quick Hits:

- Sat out the 2008-09 season as a redshirt.
- Scored 1,501 career points and finished as the third all-time leading scorer at New Castle Chrysler High School, the same school that produced former Butler standouts Brandon Miller, Darnell Archey and Bruce Horan,

current Butler player Zach Hahn and former Indiana University standouts Steve Alford and Kent Benson!

- Third-leading scorer on Butler's 2009 summer trip to Italy.

2009-10 Highlights:

Played in 14 games...played a career-high eight minutes and grabbed two rebounds at Evansville...sustained a sprained right knee in Butler's victory at Ball State...scored first collegiate point with a free throw in Butler's home victory over Green Bay...hit first collegiate field goal, a three-pointer, in Butler's home win over Youngstown State...matched his career-high with three points and recorded his first career assist at UIC...hit a key first half three-point field goal to help Butler's comeback at home against Loyola.

Career Highs

Points: 3 vs. Youngstown State, 1/16/10; at UIC, 1/23/10; vs. Loyola, 2/8/10
Field Goals: 1 vs. Youngstown State, 1/16/10; at UIC, 1/23/10; vs. Loyola, 2/8/10
Field Goal Attempts: 3 vs. Youngstown State, 1/16/10
3-Point Field Goals: 1 vs. Youngstown State, 1/16/10; at UIC, 1/23/10; vs. Loyola, 2/8/10
3-Point Field Goal Attempts: 2 vs. Youngstown State, 1/16/10; at Green Bay, 1/29/10; vs. Loyola, 2/8/10
Free Throws: 1 vs. Green Bay, 12/31/09
Free Throw Attempts: 2 vs. Green Bay, 12/31/09
Rebounds: 2 at Evansville, 11/21/09
Assists: 1 at UIC, 1/23/10
Steals: 0
Blocked Shots: 0
Minutes: 8 at Evansville, 11/21/09


2009-10 Game-By-Game

Date	Opponent	MIN	FG	3PT	FT	REB	AST	TO	B	S	PTS
11-14	Davidson	DNP									
11-18	at Northwestern	1	0-0	0-0	0-0	0	0	0	0	0	0
11-21	at Evansville	8	0-1	0-1	0-0	2	0	0	0	0	0
11-26	vs. Minnesota	DNP									
11-27	vs. UCLA	DNP									
11-29	vs. Clemson	2	0-0	0-0	0-0	0	0	0	0	0	0
12-2	at Ball State	4	0-0	0-0	0-0	0	0	1	0	0	0
12-5	Valparaiso	DNP									
12-8	vs. Georgetown	DNP									
12-12	Ohio State	DNP									
12-19	Xavier	DNP									
12-22	at UAB	DNP									
12-31	Green Bay	2	0-1	0-1	1-2	0	0	0	0	0	1
1-2	Milwaukee	DNP									
1-8	at Wright State	DNP									
1-10	at Detroit	DNP									
1-14	Cleveland State	DNP									
1-16	Youngstown State	3	1-3	1-2	0-0	1	0	0	0	0	3
1-21	at Loyola	DNP									
1-23	at UIC	7	1-1	1-1	0-0	0	1	0	0	0	3
1-29	at Green Bay	3	0-2	0-2	0-0	0	0	0	0	0	0
1-31	at Milwaukee	DNP									
2-4	Detroit	DNP									
2-6	Wright State	DNP									
2-8	Loyola	5	1-2	1-2	0-0	1	0	0	0	0	3
2-11	at Youngstown State	3	0-1	0-0	0-0	0	0	1	0	0	0
2-13	at Cleveland State	DNP									
2-17	UIC	1	0-0	0-0	0-0	0	0	1	0	0	0
2-20	Siena	DNP									
2-26	at Valparaiso	2	0-0	0-0	0-0	0	0	0	0	0	0
3-6	Milwaukee	DNP									
3-9	Wright State	2	0-1	0-1	0-0	0	0	0	0	0	0
3-18	vs. UTEP	DNP									
3-20	vs. Murray State	DNP									
3-25	vs. Syracuse	1	0-0	0-0	0-0	0	0	0	0	0	0
3-27	vs. Kansas State	DNP									

*Starter.

Season	G-GS	MIN	FG-FGA	PCT.	3PT-3A	PCT.	FT-FTA	PCT.	REB	AVG.	A	B	S	PTS.	AVG.
2009-10	14-0	44	3-12	.250	3-10	.300	1-2	.500	4	0.3	1	0	0	10	0.7

2009-10 Bulldogs



#44 ANDREW SMITH

C, 6-11, 239, Fr.

Indianapolis, Ind./Covenant Christian

Quick Hits:

- Lone true freshman on Butler's 2009-10 roster.
- Led the state of Indiana in rebounding as a senior in high school in 2008-09 (17.1 rpg).
- Averaged a double-double in each of his final three high school seasons.

•Set 16 school game, season and career records during his four seasons at Covenant Christian High School.

•Finished as his high school's all-time leading scorer and rebounder.

2009-10 Highlights:

Played in 24 games, including Butler's final three NCAA Tournament contests...pulled down first collegiate rebound at Northwestern...grabbed three rebounds against Minnesota in the 76 Classic...had three rebounds in 10 minutes against UCLA in the second round of the 76 Classic...scored first collegiate points with a pair of free throws at UAB...tallied a career-high six points in 11 minutes in Butler's home victory over Green Bay...came off the bench with five point and three rebounds in six minute in Butler's home win over Youngstown State...recorded first career assist at UIC...played nine minutes and had one blocked shot in Butler's home win over Loyola...came off the bench with four rebounds and two points in Butler's home win over UIC...had two points and a rebound in Butler's final regular season game at Valparaiso...scored two points and had a blocked shot in three minutes against Wright State in the title game of the 2010 Speedway Horizon League Men's Basketball Championship...came off the bench with three points and two rebounds in a career-high 12 minutes against Kansas State...had one point and one rebound in three minutes against Michigan State in the national semifinals.

Career Highs

Points: 6 vs. Green Bay, 12/31/09

Field Goals: 3 vs. Green Bay, 12/31/09

Field Goal Attempts: 4 vs. Green Bay, 12/31/09

3-Point Field Goals: 0

3-Point Field Goal Attempts: 0

Free Throws: 2 at UAB, 12/22/09; vs. Wright State, 3/9/10

Free Throw Attempts: 4 at UAB, 12/22/09

Rebounds: 8 vs. Green Bay, 12/31/09

Assists: 1 at UIC, 1/23/10

Steals: 0

Blocked Shots: 1 vs. Green Bay, 12/31/09; vs. Loyola, 2/8/10; vs. Wright State, 3/9/10

Minutes: 12 vs. Kansas State, 3/27/10

2009-10 Game-By-Game

Date	Opponent	MIN	FG	3PT	FT	REB	AST	TO	B	S	PTS
11-14	Davidson	2	0-0	0-0	0-0	0	0	0	0	0	0
11-18	at Northwestern	2	0-0	0-0	0-0	1	0	1	0	0	0
11-21	at Evansville	DNP									
11-26	vs. Minnesota	6	0-0	0-0	0-0	3	0	0	0	0	0
11-27	vs. UCLA	10	0-1	0-0	0-0	3	0	0	0	0	0
11-29	vs. Clemson	2	0-0	0-0	0-0	1	0	0	0	0	0
12-2	at Ball State	5	0-1	0-0	0-0	1	0	0	0	0	0
12-5	Valparaiso	3	0-0	0-0	0-0	0	0	1	0	0	0
12-8	vs. Georgetown	4	0-1	0-0	0-0	0	0	0	0	0	0
12-12	Ohio State	DNP									
12-19	Xavier	DNP									
12-22	at UAB	3	0-1	0-0	2-4	1	0	0	0	0	2
12-31	Green Bay	11	3-4	0-0	0-0	8	0	1	1	0	6
1-2	Milwaukee	8	0-0	0-0	0-0	1	0	0	0	0	0
1-8	at Wright State	DNP									
1-10	at Detroit	2	0-0	0-0	0-0	0	0	0	0	0	0
1-14	Cleveland State	DNP									
1-16	Youngstown State	6	2-2	0-0	1-2	3	0	0	0	0	5
1-21	at Loyola	DNP									
1-23	at UIC	8	0-1	0-0	1-2	1	1	0	0	0	1
1-29	at Green Bay	1	0-1	0-0	0-0	0	0	0	0	0	0
1-31	at Milwaukee	4	0-0	0-0	0-0	1	0	0	0	0	0
2-4	Detroit	DNP									
2-6	Wright State	DNP									
2-8	Loyola	9	0-1	0-0	0-0	0	0	0	1	0	0
2-11	at Youngstown State	1	0-1	0-0	0-0	0	0	0	0	0	0
2-13	at Cleveland State	DNP									
2-17	UIC	7	1-3	0-0	0-2	4	0	1	0	0	2
2-20	Siena	DNP									
2-26	at Valparaiso	5	1-1	0-0	0-0	1	0	1	0	0	2
3-6	Milwaukee	DNP									
3-9	Wright State	3	0-1	0-0	2-2	0	0	0	1	0	2
3-18	vs. UTEP	DNP									
3-20	vs. Murray State	DNP									
3-25	vs. Syracuse	DNP									
3-27	vs. Kansas State	12	1-3	0-0	1-2	2	0	0	0	0	3
4-3	vs. Michigan State	3	0-0	0-0	1-2	1	0	0	0	0	1
4-5	vs. Duke	1	0-0	0-0	0-0	0	0	0	0	0	0

*Starter.

Season	G-GS	MIN	FG-FGA	PCT.	3PT-3A	PCT.	FT-FTA	PCT.	REB	AVG.	A	B	S	PTS.	AVG.
2009-10	24-0	118	8-22	.364	0-0	.000	8-16	.500	32	1.3	1	3	0	24	1.0

2009-10 Bulldogs



#54 MATT HOWARD

F, 6-8, 230, Jr.

Connersville, Ind./Connersville

Quick Hits:

- 2009-10 Horizon League Preseason Player of the Year and first team All-League.
- Set 76 Classic records for free throws made and attempted with 15 of 18 effort against Minnesota in the opening round.
- Named to the Academic All-District V team

for the second straight year.

- Chosen first team on the 2009-10 All-Horizon League Team. Has been named first team All-League for two consecutive years, after being selected second team All-League as a freshman.
- Named first team on the 2009-10 ESPN The Magazine/CoSIDA Academic All-America Team.
- Selected as the Most Valuable Player of the 2010 Speedway Horizon League Men's Basketball Championship.
- Named Horizon League All-Tournament for the third straight year.
- Chosen second team NABC All-District 12.
- Butler career record-holder for free throws made.
- Received the NCAA Elite 88 Award at the Final Four.
- Named I-AAA Athletic Director's Association Scholar-Athlete of the Year.

2009-10 Highlights:

Starter in all 38 games and in 74 consecutive Butler contests... team's second-leading rebounder and third-leading scorer...had 10 points and four rebounds in 23 minutes against Davidson in Butler's season-opener...posted nine points and six rebounds in Butler's win at Northwestern...recorded his eighth career double-double with 10 points and 13 rebounds at Evansville...hit a career-high 15 of 18 free throws and scored 23 points in just 22 minutes against Minnesota at the 76 Classic...had six points in 16 minutes before fouling out against UCLA in the second round of the 76 Classic...posted 12 points against Clemson at the 76 Classic...scored 16 points and shared the team rebounding lead with five in Butler's league-opener against Valparaiso...posted 13 points and six rebounds against Ohio State...had 12 points, six rebounds and three blocked shots in Butler's victory over Xavier...posted eight points, five rebounds and three blocked shots in Butler's victory at home over Milwaukee...scored 10 points at Wright State...had 10 points in a career-high 43 minutes in Butler's overtime victory at Detroit...grabbed a team-high eight rebounds in Butler's home win over Cleveland State...hit 10 of 14 free throws and scored 22 points in 25 minutes in Butler's home victory over Youngstown State...led the Bulldogs with six rebounds in Butler's win at Loyola...hit eight of 10 shots and scored 18 points in just 20 minutes to lead Butler at Green Bay...had 11 points and six rebounds in 23 minutes, before fouling out in Butler's win at Milwaukee...scored 11 points and grabbed six rebounds in Butler's home win over Detroit...had 12 points and five rebounds in 16 minutes in Butler's home win over Wright State...hit 12 of 14 free throws and led Butler at home against Loyola with 20 points...had 11 points at Youngstown State...had second double-double of the season with game-highs 21 points and 13 rebounds at Cleveland State...hit 11 of 11 free throws and led the Bulldogs with 17 points at home

against UIC...scored 17 points and grabbed seven rebounds, despite battling the flu, to help lead Butler at Valparaiso...led all scorers with 18 points in Butler's Horizon League Tournament semifinals win over Milwaukee...had team-highs of 14 points and nine rebounds against Wright State in the championship game of the Horizon League Tournament...tallied 11 points in Butler's first round NCAA Tournament win over UTEP...had nine points and a team-high seven rebounds against Syracuse...scored 11 points and grabbed four rebounds in 19 minutes against Duke in the NCAA national championship game.

Matt Howard Career Highs

Points: 30 vs. Loyola, 2/15/09

Field Goals: 11 vs. Loyola, 2/15/09

Field Goal Attempts: 16 at Xavier, 12/23/08; at Milwaukee, 2/18/09; vs. Youngstown State, 2/26/09

3-Point Field Goals: 1 vs. Evansville, 11/29/08; at Green Bay, 2/2/09; vs. Davidson, 11/14/09; at Ball State, 12/2/09; at Youngstown State, 2/11/10

3-Point Field Goal Attempts: 2 at Green Bay, 2/2/09; vs. Davidson, 11/14/09; at Northwestern, 11/18/09

Free Throws: 15 vs. Minnesota, 11/26/09

Free Throw Attempts: 18 vs. Minnesota, 11/26/09

Rebounds: 14 at Xavier, 12/23/08

Assists: 5 vs. IU-South Bend, 11/22/08

Steals: 3 vs. Cleveland State, 3/11/08; vs. Northwestern, 11/26/08; vs. Valparaiso, 1/30/09

Blocked Shots: 5 at Green Bay, 2/2/09

Minutes: 43 at Detroit, 1/10/10

2009-10 Game-By-Game

Date	Opponent	MIN	FG	3PT	FT	REB	AST	TO	B	S	PTS
11-14	Davidson*	23	2-4	1-2	5-6	4	1	4	2	1	10
11-18	at Northwestern*	27	4-8	0-2	1-2	6	0	0	1	2	9
11-21	at Evansville*	28	1-9	0-1	8-10	13	1	5	1	2	10
11-26	vs. Minnesota*	22	4-8	0-0	15-18	2	0	4	0	1	23
11-27	vs. UCLA*	16	1-1	0-0	4-4	4	0	2	0	1	6
11-29	vs. Clemson*	25	6-8	0-1	0-0	3	0	0	0	0	12
12-2	at Ball State*	24	2-2	1-1	6-9	3	0	3	0	1	11
12-5	Valparaiso*	25	4-7	0-0	8-9	5	0	2	1	1	16
12-8	vs. Georgetown*	25	1-9	0-0	7-8	6	1	0	1	2	9
12-12	Ohio State*	30	3-12	0-0	7-8	6	2	2	0	0	13
12-19	Xavier*	30	5-9	0-1	2-4	6	1	2	3	2	12
12-22	at UAB*	24	3-8	0-0	0-0	2	1	1	2	0	6
12-31	Green Bay*	16	1-1	0-0	5-6	5	2	1	1	1	7
1-2	Milwaukee	24	2-7	0-1	4-6	5	1	4	3	0	8
1-8	at Wright State*	34	4-9	0-0	2-2	4	0	1	0	0	10
1-10	at Detroit*	43	4-5	0-0	2-2	4	2	0	1	1	10
1-14	Cleveland State*	31	1-5	0-0	4-6	8	1	4	1	1	6
1-16	Youngstown State*	25	6-9	0-0	10-14	6	1	1	0	0	22
1-21	at Loyola*	32	3-8	0-0	0-0	6	1	1	2	1	6
1-23	at UIC*	27	2-4	0-1	5-6	6	1	1	1	0	9
1-29	at Green Bay*	20	8-10	0-0	2-4	4	2	0	0	1	18
1-31	at Milwaukee*	23	3-5	0-0	5-5	6	2	0	1	0	11
2-4	Detroit*	24	5-6	0-0	1-3	6	2	1	0	2	11
2-6	Wright State*	16	3-5	0-0	6-7	5	0	1	1	0	12
2-8	Loyola*	27	4-8	0-0	12-14	4	2	2	0	0	20
2-11	at Youngstown State*	29	4-9	1-1	2-4	4	0	3	0	0	11
2-13	at Cleveland State*	33	7-15	0-0	7-8	13	3	1	0	0	21
2-17	UIC*	24	3-8	0-0	11-11	5	1	1	0	0	17
2-20	Siena*	19	4-6	0-0	0-0	1	0	4	0	0	8
2-26	at Valparaiso*	27	4-10	0-0	9-10	7	0	1	0	0	17
3-6	Milwaukee*	27	5-7	0-0	8-10	4	0	1	0	0	18
3-9	Wright State*	25	6-8	0-0	2-2	9	0	1	0	0	14
3-18	vs. UTEP*	30	4-7	0-0	3-4	3	1	0	0	0	11
3-20	vs. Murray State*	18	1-5	0-0	1-2	4	0	0	0	0	3
3-25	vs. Syracuse*	32	3-9	0-0	3-4	7	1	1	1	1	9
3-27	vs. Kansas State*	20	2-2	0-0	4-8	4	0	3	0	0	8
4-3	vs. Michigan State*	15	1-7	0-0	2-3	2	0	1	0	1	4
4-5	vs. Duke*	19	3-8	0-0	5-8	4	0	1	0	0	11

*Starter.

Season	G-GS	MIN	FG-FGA	PCT.	3PT-3A	PCT.	FT-FTA	PCT.	REB	AVG.	A	B	S	PTS.	AVG.
2007-08	34-26	833	141-242	.583	0-0	.000	135-173	.780	187	5.5	29	37	24	417	12.3
2008-09	32-32	888	148-269	.550	2-9	.222	177-229	.773	216	6.8	36	48	25	475	14.8
2009-10	38-38	959	129-268	.481	3-11	.273	178-227	.784	196	5.2	30	23	22	439	11.6
Career	104-96	2680	418-779	.537	5-20	.250	490-629	.779	599	5.8	95	108	71	1331	12.8

2009-10 BUTLER MEN'S BASKETBALL STATISTICS

(Record: 33-5; Home 15-0, Away 12-1, Neutral 6-4)

PLAYER	G-GS	MIN	Total		3-Point		Rebounds												PTS	AVG.
			FGM-A	PCT.	FGM-A	PCT.	FTM-A	PCT.	O/D	TOT	AVG.	PF-D	A	TO	B	S				
Gordon Hayward	37-37	1239	173-373	.464	47-160	.294	179-216	.829	72/233	305	8.2	78-1	62	85	30	40	572	15.5		
Shelvin Mack	38-38	1173	192-423	.454	72-184	.391	80-109	.734	20/122	142	3.7	71-0	115	79	5	52	536	14.1		
Matt Howard	38-38	959	129-268	.481	3-11	.273	178-227	.784	68/128	196	5.2	133-9	30	60	23	22	439	11.6		
Willie Veasley	37-37	1160	130-270	.481	45-130	.346	57-87	.655	57/101	158	4.3	92-3	36	65	9	43	362	9.8		
Ronald Nored	38-33	1140	72-177	.407	9-46	.196	76-122	.623	23/92	115	3.0	102-0	136	76	4	67	229	6.0		
Zach Hahn	38-1	588	62-143	.434	48-116	.414	13-14	.929	3/30	33	0.9	33-0	24	21	0	13	185	4.9		
Avery Jukes	38-1	401	36-91	.396	13-35	.371	25-38	.658	17/30	47	1.2	78-2	5	14	5	6	110	2.9		
Shawn Vanzant	38-4	554	27-82	.329	14-46	.304	37-51	.725	12/53	65	1.7	43-0	45	31	6	15	105	2.8		
Grant Leiendecker	14-0	35	4-14	.286	3-11	.273	4-5	.800	2/1	3	0.2	5-0	1	3	0	4	15	1.1		
Andrew Smith	24-0	118	8-22	.364	0-0	.000	8-16	.500	14/18	32	1.3	12-0	1	5	3	0	24	1.0		
Chase Stigall	14-0	44	3-12	.250	3-10	.300	1-2	.500	3/1	4	0.3	4-0	1	3	0	0	10	0.7		
Nick Rodgers	11-1	13	2-4	.500	2-3	.667	0-0	.000	0/0	0	0.0	3-0	1	1	0	0	6	0.5		
Garrett Butcher	32-0	178	6-31	.194	1-9	.111	3-9	.333	11/21	32	1.0	27-1	5	4	1	2	16	0.5		
Emerson Kampen	8-0	12	1-1	1.000	0-0	.000	0-0	.000	1/1	2	0.3	2-0	1	2	0	3	2	0.3		
Alex Anglin	11-0	11	0-0	.000	0-0	.000	0-0	.000	0/1	1	0.1	2-0	1	0	0	0	0	0.0		
Team									50/56	106					7					
BUTLER	38	7625	845-1911	.442	260-761	.342	661-896	.738	353/888	1241	32.7	685-16	464	456	86	267	2611	68.7		
OPPONENTS	38	7625	805-1936	.416	194-612	.317	454-669	.679	335/807	1142	30.1	779-24	407	529	120	200	2258	59.4		

DEADBALL REBOUNDS: BU 133, OPP. 118

Miscellaneous Statistics

Double-Figure Scoring Games (122): Mack 32, Hayward 32, Howard 24, Veasley 20, Nored 6, Hahn 5, Jukes 3, Vanzant 2, OPP. 86

20-Point Scoring Games (19): Mack 8, Hayward 7, Howard 4, OPP. 11

30-Point Scoring Games (0): OPP. 0

Double-Figure Rebound Games (15): Hayward 12, Howard 2, Veasley 1, OPP. 8

Double-Doubles (15): Hayward 12, Howard 2, Veasley 1, OPP. 5

Games Led Butler In Scoring: Hayward 18, Mack 13, Howard 7, Veasley 3, Nored 1

Games Led Butler In Rebounding: Hayward 22, Howard 8, Veasley 6, Smith 1, Vanzant 1

BUTLER SCORING BY PERIODS

	1st Half	2nd Half	OT	OT	Total
Butler	1215	1387	9	0	2611
Opponents	1075	1176	7	0	2258

HORIZON LEAGUE GAMES

(Record: 18-0; Home 9-0, Away 9-0)

PLAYER	G-GS	MIN	Total		3-Point				Rebounds						PF-D	A	TO	B	S	PTS	AVG.
			FGM-A	PCT.	FGM-A	PCT.	FTM-A	PCT.	O/D	TOT	AVG.										
Gordon Hayward	17-17	544	82-158	.519	17-67	.254	78-94	.830	25/102	127	7.5	32-1	31	34	14	20	259	15.2			
Shelvin Mack	18-18	555	88-189	.466	26-72	.361	34-45	.756	8/45	53	2.9	30-0	57	33	2	29	236	13.1			
Matt Howard	18-18	480	68-131	.519	1-3	.333	95-117	.812	37/66	103	5.7	59-2	21	25	12	8	232	12.9			
Willie Veasley	18-18	553	76-135	.563	24-57	.421	27-45	.600	28/60	88	4.9	44-2	14	33	8	15	203	11.3			
Ronald Nored	18-18	529	36-82	.439	4-20	.200	39-64	.609	13/43	56	3.1	52-0	73	40	3	27	115	6.4			
Zach Hahn	18-1	304	35-72	.486	27-58	.466	4-4	1.000	2/19	21	1.2	17-0	6	12	0	5	101	5.6			
Shawn Vanzant	18-0	263	13-43	.302	5-19	.263	24-28	.857	5/27	32	1.8	20-0	32	16	5	9	55	3.1			
Avery Jukes	18-0	166	15-35	.429	3-9	.333	12-15	.800	7/18	25	1.4	35-1	4	9	3	1	45	2.5			
Andrew Smith	12-0	65	7-14	.500	0-0	.000	2-6	.333	9/10	19	1.6	7-0	1	4	2	0	16	1.3			
Chase Stigall	8-0	26	3-10	.300	3-8	.375	1-2	.500	1/1	2	0.3	2-0	1	2	0	0	10	1.3			
Grant Leiendecker	8-0	20	2-9	.222	2-7	.286	4-4	1.000	1/1	2	0.3	2-0	1	3	0	2	10	1.3			
Nick Rodgers	7-0	9	2-3	.667	2-2	1.000	0-0	.000	0/0	0	0.0	1-0	0	1	0	0	6	0.9			
Garrett Butcher	18-0	96	3-16	.188	0-3	.000	0-1	.000	6/11	17	0.9	15-1	4	1	1	1	6	0.3			
Emerson Kampen	6-0	8	1-1	1.000	0-0	.000	0-0	.000	1/1	2	0.3	2-0	1	2	0	1	2	0.3			
Alex Anglin	7-0	7	0-0	.000	0-0	.000	0-0	.000	0/0	0	0.0	2-0	0	0	0	0	0	0.0			
Team									24/22	46					6						
BUTLER	18	3625	431-898	.480	114-325	.351	320-425	.753	167/426	593	32.9	320-7	246	221	50	118	1296	72.0			
OPPONENTS	18	3625	368-915	.402	86-279	.308	236-332	.711	156/330	486	27.0	363-8	177	239	56	94	1058	58.8			

DEADBALL REBOUNDS: BU 72, OPP. 60

2010 BUTLER NCAA TOURNAMENT STATISTICS

(Record: 5-1; Home 0-0, Away 0-0, Neutral 5-1)

PLAYER	G-GS	MIN	Total		3-Point		FTM-A		Rebounds		PF-D	A	TO	B	S	PTS	AVG.	
			FGM-A	PCT.	FGM-A	PCT.	PCT.	PCT.	O/D	TOT								AVG.
Gordon Hayward	6-6	216	25-67	.373	8-28	.286	37-45	.822	10/32	42	7.0	12-0	6	13	4	6	95	15.8
Shelvin Mack	6-6	188	31-73	.425	17-36	.472	13-18	.722	4/25	29	4.8	12-0	17	11	0	11	92	15.3
Matt Howard	6-6	134	14-38	.368	0-0	.000	18-29	.621	7/17	24	4.0	20-0	2	6	1	2	46	7.7
Willie Veasley	6-6	213	14-42	.333	5-22	.227	9-12	.750	13/13	26	4.3	14-0	5	5	0	9	42	7.0
Ronald Nored	6-6	210	15-37	.405	3-11	.273	8-18	.444	4/20	24	4.0	15-0	20	16	0	16	41	6.8
Shawn Vanzant	6-0	80	6-9	.667	4-6	.667	1-2	.500	3/10	13	2.2	5-0	4	5	1	1	17	2.8
Avery Jukes	6-0	69	7-19	.368	2-9	.222	0-2	.000	4/5	9	1.5	10-0	0	0	1	1	16	2.7
Zach Hahn	6-0	73	5-17	.294	5-17	.294	0-0	.000	0/1	1	0.2	4-0	0	3	0	2	15	2.5
Andrew Smith	3-0	16	1-3	.333	0-0	.000	2-4	.500	3/0	3	1.0	1-0	0	0	0	0	4	1.3
Chase Stigall	1-0	1	0-0	.000	0-0	.000	0-0	.000	0/0	0	0.0	0-0	0	0	0	0	0	0.0
Team									9/10	19								
BUTLER	6	1200	118-305	.387	44-129	.341	88-130	.677	57/133	190	31.7	93-0	54	59	7	48	368	61.3
OPPONENTS	6	1200	127-300	.423	34-94	.362	49-83	.590	55/154	209	34.8	111-3	70	91	22	34	337	56.2

DEADBALL REBOUNDS: BU 15, OPP. 22

Miscellaneous Statistics

Double-Figure Scoring Games (18): Mack 6, Hayward 6, Veasley 2, Howard 2, Nored 1, Jukes 1, OPP. 15

20-Point Scoring Games (2): Mack 1, Hayward 1, OPP. 1

30-Point Scoring Games (0): OPP. 0

Double-Figure Rebound Games (0): OPP. 3

Double-Doubles (0): OPP. 1

Games Led Butler In Scoring: Hayward 4, Mack 2, Nored 1

Games Led Butler In Rebounding: Hayward 4, Howard 1, Veasley 1

BUTLER SCORING BY PERIODS

	1st Half	2nd Half	OT	OT	Total
Butler	171	197	0	0	368
Opponents	165	172	0	0	337

2010 BUTLER WINNING-STREAK STATISTICS

(Record: 25-0; Home 11-0, Away 9-0, Neutral 5-0)

PLAYER	G-GS	MIN	Total		3-Point		FTM-A		Rebounds			PF-D	A	TO	B	S	PTS	AVG.
			FGM-A	PCT.	FGM-A	PCT.	FTM-A	PCT.	O/D	TOT	AVG.							
Gordon Hayward	24-24	792	112-227	.493	26-94	.277	107-135	.793	36/150	186	7.8	50-1	38	54	21	26	357	14.9
Shelvin Mack	25-25	777	128-275	.465	47-117	.402	51-68	.750	12/75	87	3.5	47-0	73	46	2	38	354	14.2
Matt Howard	25-25	641	90-175	.514	1-3	.333	110-141	.780	43/89	132	5.3	81-2	23	34	12	9	291	11.6
Willie Veasley	24-24	772	93-179	.520	30-81	.370	32-49	.653	35/79	114	4.8	59-2	14	39	8	24	248	10.3
Ronald Nored	25-24	781	56-125	.448	7-30	.233	60-97	.619	17/69	86	3.4	69-0	104	59	4	44	179	7.2
Zach Hahn	25-1	398	43-98	.439	36-84	.429	4-4	1.000	2/23	25	1.0	20-0	13	16	0	7	126	5.0
Shawn Vanzant	25-0	357	16-51	.314	8-27	.296	28-34	.824	8/40	48	1.9	30-0	36	25	6	11	68	2.7
Avery Jukes	25-1	244	17-49	.347	5-19	.263	12-18	.667	9/21	30	1.2	43-1	5	10	5	2	51	2.0
Andrew Smith	14-0	80	8-18	.444	0-0	.000	6-12	.500	12/10	22	1.6	9-0	1	3	3	0	22	1.6
Chase Stigall	10-0	29	3-11	.273	3-9	.333	1-2	.500	1/1	2	0.2	3-0	1	2	0	0	10	1.0
Grant Leiendecker	8-0	20	2-9	.222	2-7	.286	2-2	1.000	1/1	2	0.3	2-0	1	3	0	2	8	1.0
Nick Rodgers	9-1	11	2-3	.667	2-2	1.000	0-0	.000	0/0	0	0.0	3-0	1	1	0	0	6	0.7
Garrett Butcher	20-0	107	3-18	.167	0-3	.000	1-3	.333	6/11	17	0.9	16-1	4	1	1	1	7	0.4
Emerson Kampen	6-0	8	1-1	1.000	0-0	.000	0-0	.000	1/1	2	0.3	2-0	1	1	0	1	2	0.3
Alex Anglin	8-0	8	0-0	.000	0-0	.000	0-0	.000	0/1	1	0.1	2-0	0	0	0	0	0	0.0
Team									33/36	69				6				
BUTLER	25	5025	574-1239	.463	167-476	.351	414-565	.733	216/607	823	32.9	436-7	315	300	62	165	1729	69.2
OPPONENTS	25	5025	507-1284	.395	118-398	.296	292-431	.677	224/506	730	29.2	498-14	249	338	73	134	1424	57.0

DEADBALL REBOUNDS: BU 15, OPP. 22

Miscellaneous Statistics

Double-Figure Scoring Games (78): Mack 22, Hayward 20, Howard 16, Veasley 14, Nored 5, Hahn 3, Vanzant 1, Jukes 1, OPP. 54

Double-Figure Rebound Games (8): Hayward 7, Howard 1, OPP. 5

Double-Doubles (8): Hayward 7, Howard 1, OPP. 3

Games Led Butler In Scoring: Hayward 10, Mack 9, Howard 6, Veasley 3, Nored 1

Games Led Butler In Rebounding: Hayward 14, Howard 6, Veasley 4, Smith 1, Vanzant 1

2009-10 BUTLER GAME-BY-GAME RESULTS

DATE	W/L	OPPONENT	BU	OPP.	ATTD.	BUTLER SCORING LEADER	BUTLER REBOUND LEADER
N. 14	W	DAVIDSON	73	62	6,713	17-Gordon Hayward	8-Gordon Hayward
N. 18	W	At Northwestern	67	54	4,368	15-Shelvin Mack	10-Gordon Hayward
N. 21	W	At Evansville	64	60	6,913	17-Shelvin Mack	13-Matt Howard
N. 26	L	vs. #22/16 Minnesota%	73	82	2,697	23-Matt Howard	10-Gordon Hayward
N. 27	W	vs. UCLA%	69	67	3,027	21-Shelvin Mack	8-Gordon Hayward
N. 29	L	vs. #19 Clemson%	69	70	2,057	18-Gordon Hayward	12-Gordon Hayward
D. 2	W	At Ball State	59	38	6,996	15-Gordon Hayward, Shelvin Mack	8-Gordon Hayward
D. 5	W	VALPARAISO*	84	67	6,125	18-Gordon Hayward	5-Matt Howard, Willie Veasley
D. 8	L	vs. #15/13 Georgetown+	65	72	8,975	24-Gordon Hayward	8-Gordon Hayward
D. 12	W	#13/15 OHIO STATE	74	66	9,338	24-Gordon Hayward	10-Willie Veasley
D. 19	W	XAVIER	69	68	9,114	22-Gordon Hayward	14-Gordon Hayward
D. 22	L	At UAB	57	67	8,367	12-Gordon Hayward	15-Gordon Hayward
D. 31	W	GREEN BAY*	72	49	6,754	14-Shelvin Mack	8-Andrew Smith
J. 2	W	MILWAUKEE*	80	67	6,151	25-Shelvin Mack	10-Gordon Hayward
J. 8	W	At Wright State*	77	65	9,674	21-Shelvin Mack	9-Gordon Hayward
J. 10	W	At Detroit* (OT)	64	62	4,493	17-Gordon Hayward	7-Gordon Hayward
J. 14	W	CLEVELAND STATE*	64	55	5,383	16-Willie Veasley	8-Matt Howard
J. 16	W	YOUNGSTOWN STATE*	91	61	7,639	24-Shelvin Mack	6-Matt Howard
J. 21	W	At Loyola*	48	47	4,372	12-Shelvin Mack, Gordon Hayward	6-Matt Howard
J. 23	W	At UIC*	84	55	5,446	25-Gordon Hayward	8-Gordon Hayward
J. 29	W	At Green Bay*	75	57	6,237	18-Matt Howard	8-Willie Veasley
J. 31	W	At Milwaukee*	73	66	5,012	25-Gordon Hayward	8-Willie Veasley
F. 4	W	DETROIT*	63	58	5,212	18-Gordon Hayward	10-Gordon Hayward
F. 6	W	WRIGHT STATE*	74	62	8,528	19-Willie Veasley	6-Gordon Hayward
F. 8	W	LOYOLA*	62	47	5,231	20-Matt Howard	8-Willie Veasley
F. 11	W	At Youngstown State*	68	57	4,122	22-Gordon Hayward	17-Gordon Hayward
F. 13	W	At Cleveland State*	70	59	4,681	21-Matt Howard	13-Matt Howard
F. 17	W	UIC*	73	55	5,095	17-Matt Howard	11-Gordon Hayward
F. 20	W	SIENA#	70	53	9,111	23-Shelvin Mack	12-Gordon Hayward
F. 26	W	At Valparaiso*	74	69	5,266	20-Willie Veasley	9-Shawn Vanzant
M. 6	W	MILWAUKEE**	68	59	6,327	18-Matt Howard	13-Gordon Hayward
M. 9	W	WRIGHT STATE**	70	45	6,065	14-Matt Howard, Shelvin Mack	9-Matt Howard
M. 18	W	vs. #25 UTEP&	77	59	12,712	25-Shelvin Mack	9-Willie Veasley
M. 20	W	vs. Murray State &	54	52	16,044	15-Ronald Nored	7-Gordon Hayward
M. 25	W	vs. #4 Syracuse&&	63	59	17,254	17-Gordon Hayward	7-Matt Howard
M. 27	W	vs. #7 Kansas State&&	63	56	17,587	22-Gordon Hayward	9-Gordon Hayward
A. 3	W	vs. #13 Michigan State(FF)	52	50	71,298	19-Gordon Hayward	9-Gordon Hayward
A. 5	L	vs. #3 Duke(FF)	59	61	70,930	12-Gordon Hayward, Shelvin Mack	8-Gordon Hayward

*--Horizon League game.

**--Speedway Horizon League Tournament.

%--76 Classic, Anaheim, Calif.

+--Jimmy V. Classic, Madison Square Garden, New York, N.Y.

#--BracketBusters.

&--NCAA Tournament, San Jose, Calif.

&&--NCAA West Regional, Salt Lake City, Utah

(FF)--NCAA Final Four, Indianapolis, Ind.

2009-10 BULLDOG PERFORMANCE CHECK

	Overall	Home	Away	Neutral
2009-10 Record	33-5	15-0	12-1	6-4
Horizon League Record	18-0	9-0	9-0	0-0
Overtime Games	1-0	0-0	1-0	0-0
Record when leading at halftime	23-2	10-0	10-0	3-2
Record when trailing at halftime	9-3	5-0	2-1	2-2
Record when tied at halftime	1-0	0-0	0-0	1-0
Record when shooting 50% or better from the field	10-1	6-0	4-0	0-1
Record when shooting less than 50% from the field	23-4	9-0	8-1	6-3
Record when opponent shoots 50% or better from the field	2-1	2-0	0-0	0-1
Record when opponent shoots less than 50% from the field	31-4	13-0	12-1	6-3
Record when scoring more 3-point field goals than opponent	22-2	9-0	10-0	3-2
Record when scoring fewer 3-point field goals than opponent	8-3	5-0	1-1	2-2
Record when hitting more free throws than opponent	27-2	14-0	8-0	6-2
Record when hitting fewer free throws than opponent	3-3	0-0	3-1	0-2
Record when out-rebounding opponent	23-1	12-0	9-0	2-1
Record when being out-rebounded	10-4	3-0	3-1	4-3
Record when committing more turnovers than opponent	9-2	4-0	4-0	1-2
Record when committing fewer turnovers than opponent	22-3	10-0	7-1	5-2
Record in day games (Before 6 p.m.)	14-1	6-0	4-0	4-1
Record in night games (After 6 p.m.)	19-4	9-0	8-1	2-3

2009-10 BUTLER HIGHS/LOWS

BUTLER INDIVIDUAL SEASON HIGHS

PTS	25	Shelvin Mack vs. Milwaukee, 1/2/10 Gordon Hayward at UIC, 1/23/10 Gordon Hayward at Milwaukee, 1/31/10 Shelvin Mack vs. UTEP, 3/18/10
FG	10	Gordon Hayward at UIC, 1/23/10
FGA	19	Gordon Hayward vs. Georgetown, 12/8/09
FG% (5 made)	1.000	Willie Veasley (9-9) vs. Wright State, 2/6/10
3-PT FGs	7	Shelvin Mack vs. UTEP, 3/18/10
3-PT FGA	11	Gordon Hayward vs. Georgetown, 12/8/09
3-PT FG% (3 made)	1.000	Willie Veasley (3-3) vs. Valparaiso, 12/5/09
FT	15	Matt Howard vs. Minnesota, 11/26/09
FTA	18	Matt Howard vs. Minnesota, 11/26/09
FT% (5 made)	1.000	Matt Howard (11-11) vs. UIC, 2/17/10
REB	17	Gordon Hayward at Youngstown State, 2/11/10
AST	8	Shelvin Mack at Northwestern, 11/18/09 Shelvin Mack at Green Bay, 1/29/10 Ronald Nored vs. Wright State, 2/6/10
STL	5	Ronald Nored vs. Valparaiso, 12/5/09 Ronald Nored vs. Syracuse, 3/25/10
BLK	3	Matt Howard vs. Xavier, 12/19/09 Matt Howard vs. Milwaukee, 1/2/10

OPPONENT INDIVIDUAL SEASON HIGHS

PTS	28	Cory Johnson, Valparaiso, 2/26/10
FG	10	Derrick Character, UTEP, 3/18/10
FGA	20	Greg Monroe, Georgetown, 12/8/09
FG% (5 made)	.875	Damian Johnson (7-8), Minnesota, 11/26/09
3-PT FGs	6	Jeremy Montgomery, Cleveland State, 1/14/10
3-PT FGA	9	Jeremy Montgomery, Cleveland State, 1/14/10 Robo Kreps, UIC, 2/17/10
3-PT FG% (3 made)	1.000	Isaiah Canaan (4-4), Murray State, 3/20/10
FT	9	Todd Brown, Wright State, 1/8/10 Norris Cole, Cleveland State, 2/13/10 Cory Johnson, Valparaiso, 2/26/10
FTA	13	Anthony Hill, Milwaukee, 1/31/10
FT% (5 made)	1.000	Rahmon Fletcher (8-8), Green Bay, 1/29/10
REB	15	Greg Monroe, Georgetown, 12/8/09
AST	7	Terrell Holloway, Xavier, 12/19/09 Julyan Stone, UTEP, 3/18/10
STL	6	Jacob Pullen, Kansas State, 3/27/10
BLK	5	Cory Cooperwood, Wright State, 1/8/10

BUTLER TEAM HIGHS/LOWS

HIGHS		
PTS	91	vs. Youngstown State, 1/16/10
FG	30	vs. Youngstown State, 1/16/10
FGA	61	vs. Georgetown, 12/8/09; vs. UIC, 2/17/10
FG%	.675	(27-40) vs. Wright State, 2/6/10
3-PT FGs	13	vs. UTEP, 3/18/10
3-PT FGA	31	vs. UTEP, 3/18/10
3-PT FG% (10 att.)	.600	(6-10) vs. Cleveland State, 1/14/10
FT	36	vs. Minnesota, 11/26/09
FTA	45	vs. Minnesota, 11/26/09
FT% (10 att.)	.958	(23-24) at Wright State, 1/8/10
REB	46	at Cleveland State, 2/13/10
AST	23	vs. Youngstown State, 1/16/10
STL	13	vs. Valparaiso, 12/5/09; vs. Syracuse, 3/25/10
BLK	5	vs. Cleveland State, 1/14/10; at Loyola, 1/21/10; at Youngstown State, 2/11/10
TO	21	vs. Minnesota, 11/26/09 vs. Detroit, 2/4/10
PF	26	vs. Minnesota, 11/26/09

LOWS		
PTS	48	at Loyola, 1/21/10
FG	14	at Evansville, 11/21/09
FGA	40	vs. Wright State, 2/6/10
FG%	.280	(14-50) at Evansville, 11/21/09
3-PT FGs	2	at Milwaukee, 1/31/10; vs. Detroit, 2/4/10
3-PT FGA	10	vs. Cleveland State, 1/14/10
3-PT FG% (10 att.)	.150	(3-20) at Loyola, 1/21/10
FT	5	at Loyola, 1/21/10
FTA	10	vs. Clemson, 11/29/09; at Loyola, 1/21/10
FT% (10 att.)	.500	(8-16) at Northwestern, 11/18/09
REB	21	vs. Valparaiso, 12/5/09
AST	5	vs. Michigan State, 4/3/010
STL	3	at Cleveland State, 2/13/10
BLK	0	at Ball State, 12/2/09; at Wright State, 1/8/10; vs. Duke, 4/5/10
TO	6	vs. UIC, 2/17/10; vs. Murray State, 3/20/10
PF	12	at UIC, 1/23/10

OPPONENT TEAM HIGHS/LOWS

HIGHS		
PTS	82	vs. Minnesota, 11/26/09
FG	29	vs. Xavier, 12/19/09
FGA	59	at Milwaukee, 1/31/10; vs. Siena, 2/20/10; Valparaiso, 2/26/10
FG%	.550	(24-45) vs. Valparaiso, 12/5/09
3-PT FGs	9	vs. Minnesota, 11/26/09; vs. Clemson, 11/29/09; vs. Cleveland State, 1/14/10 vs. Murray State, 3/20/10
3-PT FGA	25	Valparaiso, 2/26/10
3-PT FG% (10 Att.)	.643	(9-14) vs. Murray State, 3/20/10
FT	23	vs. Minnesota, 11/26/09
FTA	36	vs. Minnesota, 11/26/09
FT% (10 Att.)	.800	(20-25) at Cleveland State, 2/13/10
REB	43	vs. Georgetown, 12/8/09
AST	17	vs. Davidson, 11/14/09
STL	12	at Cleveland State, 2/13/10
BLK	9	vs. Georgetown, 12/8/09
TO	21	vs. Georgetown, 12/8/09
PF	34	at Evansville, 11/21/09

LOWS		
PTS	38	at Ball State, 12/2/09
FG	13	at Ball State, 12/2/09
FGA	41	at Ball State, 12/2/09
FG%	.314	(16-51) vs. UIC, 2/17/10
3-PT FGs	1	at Ball State, 12/2/09 at Cleveland State, 2/13/10
3-PT FGA	7	vs. Green Bay, 12/31/09
3-PT FG% (10 Att.)	.067	(1-15) at Cleveland State, 2/13/10
FT	5	vs. Xavier, 12/19/09; vs. Murray State, 3/20/10
FTA	7	vs. Cleveland State, 1/14/10
FT% (10 Att.)	.417	(5-12) vs. Murray State, 3/20/10
REB	16	vs. Wright State, 2/6/10
AST	5	vs. Wright State, 3/9/10
STL	0	vs. Milwaukee, 1/2/10
BLK	0	vs. Cleveland St., 1/14/10; vs. Milwaukee, 3/9/10; vs. Wright State, 3/9/10
TO	7	at Cleveland State, 2/13/10
PF	14	at Northwestern, 11/18/09; at Loyola, 1/21/10; vs. Duke, 4/5/10

2009-10 BUTLER GAME-BY-GAME STATISTICS

GAME	MIN	FGM-A	PCT.	3FG-A	PCT	FTM-A	PCT	Rebounds		PF-D	A	TO	B	S	PTS
								O/D	TOT						
DAVIDSON	200	22-53	.414	9-24	.375	20-25	.800	7/20	27	16-0	13	10	4	9	73
At Northwestern	200	25-53	.472	9-26	.346	8-16	.500	10/21	31	18-1	17	10	2	10	67
At Evansville	200	14-50	.280	5-18	.278	31-44	.705	15/27	42	21-1	8	12	1	10	64
vs. Minnesota	200	16-48	.333	5-23	.217	36-45	.800	7/25	32	26-1	9	21	1	8	73
vs. UCLA	200	19-48	.396	7-24	.292	24-33	.727	11/18	29	20-1	6	13	1	5	69
vs. Clemson	200	28-52	.538	7-22	.318	6-10	.600	9/23	32	17-0	14	13	2	5	69
At Ball State	200	17-43	.395	9-27	.333	16-21	.762	10/22	32	17-0	13	15	0	10	59
VALPARAISO	200	25-44	.568	7-17	.412	27-34	.794	7/14	21	14-0	13	9	2	13	84
vs. Georgetown	200	19-61	.311	8-23	.348	19-22	.864	12/18	30	24-2	11	12	3	12	65
OHIO STATE	200	24-57	.421	8-21	.381	18-24	.750	15/25	40	18-1	17	10	2	5	74
XAVIER	200	23-49	.469	8-22	.364	15-22	.682	13/21	34	17-0	12	14	3	6	69
At UAB	200	19-56	.339	5-20	.250	14-17	.824	7/26	33	23-2	9	9	3	5	57
GREEN BAY	200	26-56	.464	6-21	.286	14-20	.700	18/21	39	20-0	11	11	4	10	72
MILWAUKEE	200	25-54	.463	7-21	.333	23-32	.719	12/26	38	19-1	12	9	4	3	80
At Wright State	200	23-45	.511	8-16	.500	23-24	.958	8/23	31	20-1	15	15	0	3	77
At Detroit	225	22-53	.415	6-21	.286	14-20	.700	8/20	28	14-0	11	13	4	8	64
CLEVELAND STATE	200	22-41	.537	6-10	.600	14-21	.667	4/20	24	14-0	13	12	5	11	64
YOUNGSTOWN STATE	200	30-53	.566	12-22	.545	19-29	.655	9/22	31	17-0	23	13	1	9	91
At Loyola	200	20-56	.357	3-20	.150	5-10	.500	12/17	29	18-0	8	8	5	9	48
At UIC	200	28-50	.560	9-21	.429	19-23	.826	9/25	34	12-0	20	9	3	7	84
At Green Bay	200	29-53	.547	8-22	.364	9-15	.600	9/23	32	23-1	19	11	2	4	75
At Milwaukee	200	22-48	.458	2-13	.154	27-37	.730	5/28	33	24-3	9	7	1	7	73
DETROIT	200	22-47	.468	2-13	.154	17-21	.810	10/25	35	22-1	11	21	3	6	63
WRIGHT STATE	200	27-40	.675	4-11	.364	16-18	.889	3/22	25	14-0	13	17	1	4	74
LOYOLA	200	20-55	.364	6-22	.273	16-18	.889	12/26	38	15-0	12	10	2	1	62
At Youngstown State	200	23-41	.561	8-16	.500	14-21	.667	6/25	31	22-0	14	18	5	4	68
At Cleveland State	200	20-49	.408	5-16	.313	25-30	.833	16/30	46	19-0	13	17	2	3	70
UIC	200	24-61	.393	6-24	.250	19-23	.826	8/32	40	13-0	15	6	3	8	73
SIENA	200	25-48	.521	9-20	.450	11-16	.688	6/29	35	19-0	14	16	4	5	70
At Valparaiso	200	23-52	.442	9-19	.474	19-29	.655	11/27	38	20-0	14	15	3	8	74
MILWAUKEE	200	21-44	.477	4-18	.222	22-32	.688	3/32	35	21-0	9	7	1	4	68
WRIGHT STATE	200	24-46	.522	9-19	.474	13-14	.929	4/22	26	15-0	12	14	2	7	70
vs. UTEP	200	23-50	.460	13-31	.419	18-28	.643	8/24	32	13-0	14	10	1	6	77
vs. Murray State	200	18-50	.360	7-20	.350	11-19	.579	7/15	22	14-0	10	6	1	6	54
vs. Syracuse	200	21-52	.404	6-24	.250	15-21	.714	5/23	28	15-0	9	7	2	13	63
vs. Kansas State	200	21-46	.457	7-15	.467	14-20	.700	12/29	41	16-0	9	20	1	7	63
vs. Michigan State	200	15-49	.306	5-21	.238	17-24	.708	11/21	32	17-0	5	8	2	12	52
vs. Duke	200	20-58	.345	6-18	.333	13-18	.722	14/21	35	18-0	7	8	0	4	59

2009-10 OPPONENT GAME-BY-GAME STATISTICS

GAME	MIN	FGM-A	PCT.	3FG-A	PCT	FTM-A	PCT	Rebounds		PF-D	A	TO	B	S	PTS
								O/D	TOT						
DAVIDSON	200	23-52	.442	8-23	.348	4-5	.800	11/24	35	21-0	11	16	3	7	58
At Northwestern	200	19-46	.413	7-23	.304	9-12	.750	8/22	30	14-0	15	16	3	2	54
At Evansville	200	21-55	.382	3-15	.200	15-20	.750	11/30	41	34-2	9	15	2	4	60
vs. Minnesota	200	25-50	.500	9-19	.474	23-36	.639	7/27	34	30-2	12	17	6	9	82
vs. UCLA	200	25-53	.472	7-19	.368	10-17	.588	11/23	34	28-2	16	17	2	5	67
vs. Clemson	200	25-54	.463	9-24	.375	11-17	.647	10/18	28	15-0	11	10	2	6	70
At Ball State	200	13-41	.317	1-9	.111	11-15	.733	8/17	25	17-0	7	18	2	5	38
VALPARAISO	200	24-45	.533	7-15	.467	12-15	.800	7/13	20	25-1	14	15	2	6	67
vs. Georgetown	200	22-49	.449	6-13	.462	22-28	.786	12/31	43	22-0	10	21	9	8	72
OHIO STATE	200	25-51	.490	5-17	.294	11-18	.611	5/22	27	19-0	12	10	8	4	66
XAVIER	200	29-53	.547	5-11	.455	5-10	.500	7/14	21	20-1	11	10	2	4	68
At UAB	200	23-52	.442	6-15	.400	15-25	.600	9/32	41	21-0	12	14	1	6	67
GREEN BAY	200	17-48	.354	4-7	.571	11-19	.579	11/11	22	20-0	10	15	6	5	49
MILWAUKEE	200	26-56	.464	4-16	.250	11-15	.733	6/18	24	21-0	11	12	2	0	67
At Wright State	200	18-44	.409	7-15	.467	22-28	.786	5/13	18	21-0	9	11	5	6	65
At Detroit	225	23-58	.397	4-12	.333	12-16	.750	13/25	38	19-1	12	13	5	6	62
CLEVELAND STATE	200	20-46	.435	9-21	.429	6-7	.857	7/18	25	19-0	7	17	0	4	55
YOUNGSTOWN STATE	200	23-50	.460	4-16	.250	11-17	.647	5/17	22	21-1	10	18	3	3	61
At Loyola	200	16-47	.340	3-9	.333	12-16	.750	16/26	42	14-0	8	17	7	2	47
At UIC	200	21-55	.382	6-20	.300	7-8	.875	10/16	26	18-0	11	13	1	4	55
At Green Bay	200	18-46	.391	3-14	.214	18-26	.692	8/19	27	15-1	8	12	2	4	57
At Milwaukee	200	23-59	.390	4-16	.250	16-29	.552	14/26	40	27-1	13	10	4	1	66
DETROIT	200	21-53	.396	4-12	.333	12-18	.667	11/14	25	22-1	12	16	2	6	58
WRIGHT STATE	200	23-49	.469	5-13	.385	11-14	.786	6/10	16	19-1	9	11	1	10	62
LOYOLA	200	18-51	.353	2-15	.133	9-14	.643	7/22	29	17-0	7	12	3	6	47
At Youngstown State	200	19-47	.404	7-16	.438	12-20	.600	6/14	20	21-0	12	12	5	6	57
At Cleveland State	200	19-51	.373	1-15	.067	20-25	.800	6/14	20	24-1	7	7	1	12	59
UIC	200	16-51	.314	8-22	.364	15-21	.714	5/31	36	17-0	7	14	5	4	55
SIENA	200	20-59	.339	2-13	.154	11-17	.647	11/21	32	18-1	10	11	4	8	53
At Valparaiso	200	23-59	.390	4-25	.160	19-24	.792	13/23	36	23-0	10	14	2	9	69
MILWAUKEE	200	21-55	.382	6-24	.250	11-20	.550	8/25	33	28-2	13	8	0	4	59
WRIGHT STATE	200	18-52	.346	2-20	.100	7-10	.700	12/15	27	17-1	5	16	0	5	45
vs. UTEP	200	24-57	.421	4-18	.222	7-9	.778	6/24	30	24-1	15	14	1	8	59
vs. Murray State	200	19-44	.432	9-14	.643	5-12	.417	11/28	39	17-0	12	18	3	3	52
vs. Syracuse	200	21-48	.438	7-19	.368	10-14	.714	8/30	38	16-1	12	18	1	4	59
vs. Kansas State	200	22-57	.386	5-15	.333	7-14	.500	11/18	29	19-0	8	13	6	11	56
vs. Michigan State	200	18-42	.429	4-11	.364	10-18	.556	8/28	36	21-0	11	16	4	3	50
vs. Duke	200	23-52	.442	5-17	.294	10-16	.625	11/26	37	14-0	12	12	7	5	61

2009-10 BUTLER GAME-BY-GAME SCORING/REBOUNDING/ASSISTS

OPPONENT	Anglin	Butcher	Hahn	Hayward	Howard	Kampen	Jukes	Leiendecker	Mack	Nored	Rodgers	Smith	Stigall	Vanzant	Veasley
DAVIDSON	DNP	0-2-0	0-0-0	17-8-1	10-4-1	DNP	6-1-0	DNP	7-1-4	8-2-5	DNP	0-0-0	DNP	10-3-1	15-3-1
At Northwestern	DNP	2-0-0	13-1-1	14-10-4	9-6-0	DNP	10-3-0	0-0-0	15-5-8	1-0-4	DNP	0-1-0	0-0-0	0-1-0	3-4-0
At Evansville	0-0-0	4-5-0	2-0-0	15-6-1	10-13-1	DNP	2-1-0	DNP	17-3-3	2-1-2	DNP	DNP	0-2-0	1-2-1	11-6-0
vs. Minnesota	DNP	0-1-0	0-1-1	13-10-1	23-2-0	DNP	8-2-0	0-0-0	20-6-3	0-1-1	DNP	0-3-0	DNP	3-0-0	6-3-3
vs. UCLA	DNP	0-1-0	9-1-1	11-8-1	6-4-0	DNP	5-0-0	DNP	21-5-0	6-2-2	DNP	0-3-0	DNP	5-1-0	6-2-2
vs. Clemson	DNP	0-1-0	6-1-3	18-12-1	12-3-0	DNP	2-0-0	DNP	15-8-4	6-2-4	DNP	0-1-0	0-0-0	3-1-0	7-1-2
At Ball State	0-0-1	3-2-0	0-3-2	15-8-2	11-3-0	0-0-0	1-1-0	5-1-0	15-3-4	0-2-1	0-0-0	0-1-0	0-0-0	5-4-2	4-1-1
VALPARAISO	0-0-0	0-1-0	7-0-0	18-4-5	16-5-0	0-0-0	10-2-0	2-0-0	11-0-2	0-3-1	DNP	0-0-0	DNP	5-1-2	15-5-3
vs. Georgetown	DNP	0-0-0	11-0-2	24-8-2	9-6-1	DNP	0-1-0	0-0-0	12-5-2	2-4-2	0-0-0	0-0-0	DNP	0-0-1	7-2-1
OHIO STATE	DNP	0-1-0	2-0-1	24-8-0	13-6-2	DNP	0-0-0	DNP	12-3-5	8-4-4	DNP	DNP	DNP	0-1-2	15-10-3
XAVIER	DNP	0-0-1	3-0-0	22-14-3	12-6-1	DNP	0-2-0	DNP	14-4-2	2-0-3	DNP	DNP	DNP	3-1-0	13-4-2
At UAB	DNP	0-1-0	3-0-0	12-15-2	6-2-1	DNP	5-0-0	0-0-0	11-7-3	8-2-2	DNP	2-1-0	DNP	0-1-0	10-0-1
GREEN BAY	0-0-0	0-1-0	5-1-1	13-6-1	7-5-2	0-1-0	7-1-0	2-0-1	14-2-3	4-4-3	3-0-0	6-8-0	1-0-0	0-0-0	10-7-0
MILWAUKEE	DNP	0-0-0	5-5-2	16-10-1	8-5-1	DNP	4-0-0	DNP	25-2-2	8-4-2	DNP	0-1-0	DNP	12-2-3	2-7-1
At Wright State	DNP	0-0-0	8-3-0	20-9-3	10-4-0	DNP	0-0-1	DNP	21-3-3	6-2-6	DNP	DNP	DNP	0-0-1	12-5-1
At Detroit	DNP	0-0-0	5-1-0	17-7-1	10-4-2	DNP	2-5-0	0-0-0	10-1-4	7-4-4	DNP	0-0-0	DNP	3-0-1	10-2-0
CLEVELAND STATE	DNP	0-0-0	3-0-0	8-4-2	6-8-1	DNP	0-3-0	DNP	15-4-4	11-1-5	DNP	DNP	DNP	5-1-1	16-1-0
YOUNGSTOWN ST.	0-0-0	0-3-2	12-1-0	7-4-3	22-6-1	0-0-1	0-0-0	0-0-0	24-1-2	5-5-7	0-0-0	5-3-0	3-1-0	0-2-5	13-3-2
At Loyola	DNP	0-0-0	3-0-0	12-5-0	6-6-1	DNP	5-4-1	DNP	12-2-1	3-5-4	DNP	DNP	DNP	0-1-1	7-2-0
At UIC	0-0-0	0-2-1	8-1-0	25-8-2	9-6-1	2-1-0	2-0-1	3-1-0	15-2-6	2-0-4	3-0-0	1-1-1	3-0-1	2-2-2	9-7-1
At Green Bay	DNP	2-3-0	9-3-0	9-2-3	18-4-2	DNP	2-0-0	DNP	11-2-8	4-6-4	0-0-0	0-0-0	0-0-0	7-1-2	13-8-0
At Milwaukee	DNP	0-1-0	0-0-0	25-6-1	11-6-2	DNP	0-0-0	DNP	13-5-1	13-4-3	DNP	0-1-0	DNP	2-2-2	9-8-0
DETROIT	DNP	0-0-0	3-1-0	18-10-0	11-6-2	DNP	2-4-1	DNP	8-7-1	9-3-5	DNP	DNP	DNP	4-0-0	8-2-2
WRIGHT STATE	DNP	0-1-0	10-2-0	11-6-3	12-5-0	DNP	5-2-0	DNP	10-2-1	3-0-8	DNP	DNP	DNP	4-0-0	19-3-1
LOYOLA	0-0-0	2-2-1	6-0-0	8-7-3	20-4-2	0-0-0	0-1-0	0-1-0	5-4-3	2-4-2	0-0-0	0-0-0	3-1-0	4-4-1	12-8-0
At Youngstown State	0-0-0	0-0-0	8-1-1	22-17-1	11-4-0	DNP	0-0-0	0-0-0	7-2-7	8-1-4	0-0-0	0-0-0	0-0-0	2-0-0	10-3-1
At Cleveland State	DNP	0-0-0	0-0-0	19-11-1	21-13-3	DNP	2-1-0	DNP	11-3-4	8-1-2	DNP	DNP	DNP	2-5-2	7-7-1
UIC	0-0-0	2-2-0	3-0-0	11-11-2	17-5-1	0-0-0	0-1-0	3-0-0	8-6-3	16-4-4	0-0-0	2-4-0	0-0-0	0-2-4	11-4-1
SIENA	DNP	1-1-0	6-2-2	15-12-4	8-1-0	DNP	9-1-0	DNP	23-6-0	8-2-6	0-0-1	DNP	DNP	0-5-1	DNP
At Valparaiso	DNP	0-1-0	6-2-2	DNP	17-7-0	DNP	4-1-0	DNP	16-5-2	6-5-5	DNP	2-1-0	0-0-0	3-9-5	20-6-0
MILWAUKEE	0-0-0	0-0-0	3-0-1	10-13-2	18-4-0	DNP	1-0-1	DNP	12-2-2	13-8-2	DNP	DNP	DNP	0-0-0	11-6-1
WRIGHT STATE	0-1-0	0-0-0	11-2-4	8-4-1	14-9-0	0-0-0	0-1-0	0-0-0	14-2-1	9-5-5	0-0-0	2-0-0	0-0-0	3-0-1	9-2-0
vs. UTEP	DNP	DNP	9-0-0	13-4-4	11-3-1	DNP	2-2-0	DNP	25-4-4	3-1-3	DNP	DNP	DNP	6-3-2	8-9-0
vs. Murray State	DNP	DNP	3-0-0	12-7-1	3-4-0	DNP	0-0-0	DNP	11-5-2	15-2-6	DNP	DNP	DNP	0-2-0	10-0-1
vs. Syracuse	DNP	DNP	0-0-0	17-5-0	9-7-1	DNP	0-0-0	DNP	14-6-5	7-4-3	DNP	DNP	0-0-0	3-0-0	13-5-0
vs. Kansas State	DNP	DNP	0-0-0	22-9-0	8-4-0	DNP	2-2-0	DNP	16-7-3	4-5-5	DNP	3-2-0	DNP	5-3-0	3-4-1
vs. Michigan State	DNP	DNP	0-0-0	19-9-0	4-2-0	DNP	2-1-0	DNP	14-2-1	5-6-2	DNP	1-1-0	DNP	1-4-2	6-5-0
vs. Duke	DNP	DNP	3-1-0	12-8-1	11-4-0	DNP	10-4-0	DNP	12-5-2	7-6-1	DNP	0-0-0	DNP	2-1-0	2-3-3

2009-10 Butler Starting Lineups

DAVIDSON	Veasley	Howard	Hayward	Vanzant	Mack
At Northwestern	Veasley	Howard	Hayward	Vanzant	Mack
At Evansville	Veasley	Howard	Hayward	Vanzant	Mack
vs. Minnesota	Veasley	Howard	Hayward	Vanzant	Mack
vs. UCLA	Veasley	Howard	Hayward	Nored	Mack
vs. Clemson	Veasley	Howard	Hayward	Nored	Mack
At Ball State	Veasley	Howard	Hayward	Nored	Mack
VALPARAISO	Veasley	Howard	Hayward	Nored	Mack
vs. Georgetown	Veasley	Howard	Hayward	Nored	Mack
OHIO STATE	Veasley	Howard	Hayward	Nored	Mack
XAVIER	Veasley	Howard	Hayward	Nored	Mack
At UAB	Veasley	Howard	Hayward	Nored	Mack
GREEN BAY	Veasley	Howard	Hayward	Nored	Mack
MILWAUKEE	Veasley	Howard	Hayward	Nored	Mack
At Wright State	Veasley	Howard	Hayward	Nored	Mack
At Detroit	Veasley	Howard	Hayward	Nored	Mack
CLEVELAND STATE	Veasley	Howard	Hayward	Nored	Mack
YOUNGSTOWN ST.	Veasley	Howard	Hayward	Nored	Mack
At Loyola	Veasley	Howard	Hayward	Nored	Mack
At UIC	Veasley	Howard	Hayward	Nored	Mack
At Green Bay	Veasley	Howard	Hayward	Nored	Mack
At Milwaukee	Veasley	Howard	Hayward	Nored	Mack
DETROIT	Veasley	Howard	Hayward	Nored	Mack
WRIGHT STATE	Veasley	Howard	Hayward	Nored	Mack
LOYOLA	Veasley	Howard	Hayward	Nored	Mack
At Youngstown State	Veasley	Howard	Hayward	Nored	Mack
At Cleveland State	Veasley	Howard	Hayward	Nored	Mack
UIC	Veasley	Howard	Hayward	Nored	Mack
SIENA	Jukes	Howard	Hayward	Rodgers	Mack
At Valparaiso	Veasley	Howard	Hahn	Nored	Mack
MILWAUKEE	Veasley	Howard	Hayward	Nored	Mack
WRIGHT STATE	Veasley	Howard	Hayward	Nored	Mack
vs. UTEP	Veasley	Howard	Hayward	Nored	Mack
vs. Murray State	Veasley	Howard	Hayward	Nored	Mack
vs. Syracuse	Veasley	Howard	Hayward	Nored	Mack
vs. Kansas State	Veasley	Howard	Hayward	Nored	Mack
vs. Michigan State	Veasley	Howard	Hayward	Nored	Mack
vs. Duke	Veasley	Howard	Hayward	Nored	Mack

2009-10 Bench Scoring

	W/L	Butler	Opp.	+/-
DAVIDSON	W	14	19	-5
At Northwestern	W	26	18	+8
At Evansville	W	10	10	0
vs. Minnesota	L	8	46	-38
vs. UCLA	W	19	32	-13
vs. Clemson	L	11	21	-10
At Ball State	W	14	11	+3
VALPARAISO	W	24	30	-6
vs. Georgetown	L	11	13	-2
OHIO STATE	W	2	11	-9
XAVIER	W	6	20	-14
At UAB	L	10	13	-3
GREEN BAY	W	24	18	+6
MILWAUKEE	W	21	38	-17
At Wright State	W	8	9	-1
At Detroit	W	10	2	+8
CLEVELAND STATE	W	8	0	+8
YOUNGSTOWN STATE	W	20	15	+5
At Loyola	W	8	23	-15
At UIC	W	24	26	-2
At Green Bay	W	20	15	+5
At Milwaukee	W	2	18	-16
DETROIT	W	9	11	-2
WRIGHT STATE	W	19	8	+11
LOYOLA	W	15	14	+1
At Youngstown State	W	10	12	-2
At Cleveland State	W	4	5	-1
UIC	W	10	14	-4
SIENA	W	15	7	+8
At Valparaiso	W	9	17	-8
MILWAUKEE	W	4	22	-18
WRIGHT STATE	W	16	10	+6
vs. UTEP	W	17	5	+12
vs. Murray State	W	3	25	-22
vs. Syracuse	W	3	4	-1
vs. Kansas State	W	10	8	+2
vs. Michigan State	W	4	16	-12
vs. Duke	L	15	0	+15

2009-10 Box Scores

#11/10 BUTLER 73, DAVIDSON 62

November 14, 2009

Hinkle Fieldhouse - Indianapolis, Ind.

DAVIDSON	FG	3FG	FT	REB	PF	TP	A	TO	BLK	S	MIN
Rossiter, Steve, f	4-5	0-0	1-2	1-4-5	5	9	2	1	0	1	29
Allison, Ben, f	4-9	0-1	5-5	2-5-7	2	13	0	1	0	0	23
McKillop, Brendan, g	4-9	3-6	0-0	1-4-5	2	11	3	3	0	0	38
Archambault, Will, g	2-8	1-5	0-0	0-1-1	5	5	0	1	0	0	22
Barr, Bryant, g	1-5	1-2	2-2	1-5-6	3	5	3	4	0	0	30
Bond, Aaron	0-0	0-0	0-0	0-0-0	0	0	0	0	0	0	1
Kuhlman, JP	4-7	1-2	0-0	0-3-3	3	9	6	4	0	0	25
Cohen, Jake	4-7	0-1	0-0	0-2-2	2	8	0	1	1	0	14
Reigel, Will	0-0	0-0	0-0	0-0-0	0	0	0	0	0	0	4
Ben-Eze, Frank	0-0	0-0	0-0	0-0-0	0	0	0	0	0	0	2
Nelms, Dan	1-1	0-0	0-0	0-0-0	0	2	3	0	0	0	12
Team				0-2-2				1			
Totals	24-51 (.471)	6-17 (.353)	8-9 (.889)	5-26-31	22	62	17	16	1	2	200

BUTLER	FG	3FG	FT	REB	PF	TP	A	TO	BLK	S	MIN
Howard, Matt, f	2-4	1-2	5-6	0-4-4	3	10	1	4	2	1	23
Veasley, Willie, f	5-11	3-7	2-2	0-3-3	3	15	1	0	0	2	32
Hayward, Gordon, g	5-9	0-0	7-7	3-5-8	3	17	1	2	1	0	28
Mack, Shelvin, g	2-8	0-2	3-4	1-0-1	1	7	4	1	1	1	23
Vanzant, Shawn, g	3-5	3-5	1-2	1-2-3	2	10	1	1	0	0	30
Hahn, Zach	0-3	0-3	0-0	0-0-0	0	0	0	0	0	1	13
Nored, Ronald	3-8	1-3	1-2	0-2-2	3	8	5	2	0	3	28
Jukes, Avery	2-3	1-1	1-2	0-1-1	1	6	0	0	0	1	16
Butcher, Garrett	0-2	0-1	0-0	1-1-2	0	0	0	0	0	0	5
Smith, Andrew	0-0	0-0	0-0	0-0-0	0	0	0	0	0	0	2
Team				1-2-3							
Totals	22-53 (.415)	9-24 (.375)	20-25 (.800)	7-20-27	16	73	13	10	4	9	200

Davidson 35 27 62
Butler 37 36 73

Deadball Rebounds: Butler 4, Davidson 2 **Technical Fouls:** None
Officials: Zelton Steed, Jamie Luckie, Roger Ayers
Attendance: 6,713

#11/10 BUTLER 64, EVANSVILLE 60

November 21, 2009

Roberts Stadium - Evansville, Ind.

BUTLER	FG	3FG	FT	REB	PF	TP	A	TO	BLK	S	MIN
Veasley, Willie, f	4-6	2-4	1-2	3-3-6	3	11	0	2	0	2	27
Howard, Matt, f	1-9	0-1	8-10	4-9-13	5	10	1	5	1	2	28
Mack, Shelvin, g	5-10	3-6	4-6	0-3-3	2	17	3	2	0	2	32
Vanzant, Shawn, g	0-3	0-2	1-4	1-1-2	3	1	1	1	0	0	22
Hayward, Gordon, g	2-6	0-0	11-12	1-5-6	4	15	1	2	0	2	28
Jukes, Avery	0-4	0-2	2-2	1-0-1	2	2	0	0	0	0	9
Hahn, Zach	0-2	0-1	2-2	0-0-0	0	2	0	0	0	0	6
Butcher, Garrett	1-4	0-1	2-4	2-3-5	0	4	0	0	0	0	14
Stigall, Chase	0-1	0-1	0-0	2-0-2	1	0	0	0	0	0	8
Nored, Ronald	1-5	0-0	0-2	0-1-1	1	2	2	0	0	2	26
Anglin, Alex	0-0	0-0	0-0	0-0-0	0	0	0	0	0	0	0+
Team				1-2-3							
Totals	14-50 (.280)	5-18 (.278)	31-44 (.705)	15-27-42	21	64	8	12	1	10	200

EVANSVILLE	FG	3FG	FT	REB	PF	TP	A	TO	BLK	S	MIN
Ryan, Colt, f	6-16	3-8	2-3	1-2-3	4	17	1	5	0	2	36
Haarsma, Jame, f	2-5	0-0	7-8	0-5-5	4	11	0	4	0	1	27
van Tongeren, Pieter, c	3-5	0-0	1-2	5-3-8	1	7	1	0	1	0	22
Lacey, Kavon, g	3-6	0-3	0-0	0-2-2	5	6	0	1	0	0	16
Taylor, Troy, g	3-7	0-0	3-4	2-4-6	3	9	4	3	0	0	33
Jones, Lewis	1-3	0-0	0-0	0-2-2	2	2	0	0	0	0	13
Cox, Ned	0-3	0-2	0-0	0-1-1	4	0	3	1	0	0	18
Holmes, Denver	0-4	0-2	2-2	0-1-1	5	2	0	1	0	0	16
Bouchie, Bryan	3-4	0-0	0-1	1-4-5	4	6	0	0	1	1	13
Hopf, Clint	0-2	0-0	0-0	0-2-2	2	0	0	0	0	0	6
Team				2-4-6							
Totals	21-55 (.382)	3-15 (.200)	15-20 (.750)	11-30-41	34	60	9	15	2	4	200

Butler 27 37 64
Evansville 20 40 60

Deadball Rebounds: Butler 4, Evansville 1 **Technical Fouls:** None
Officials: Steve Skiles, Charles Robinson, Gene Grimshaw
Attendance: 6,913

#11/10 BUTLER 67, NORTHWESTERN 54

November 18, 2009

Welsh-Ryan Arena - Evanston, Ill.

BUTLER	FG	3FG	FT	REB	PF	TP	A	TO	BLK	S	MIN
Veasley, Willie, f	1-2	0-1	1-2	3-1-4	3	3	0	1	0	2	18
Howard, Matt, f	4-8	0-2	1-2	2-4-6	5	9	0	0	1	2	27
Mack, Shelvin, g	6-12	2-5	1-2	0-5-5	3	15	8	1	1	2	33
Vanzant, Shawn, g	0-3	0-2	0-0	0-1-1	0	0	0	0	0	0	16
Hayward, Gordon, g	5-10	2-6	2-4	2-8-10	1	14	4	2	0	1	32
Leiendecker, Grant	0-1	0-1	0-1	0-0-0	0	0	0	0	0	0	3
Jukes, Avery	4-6	2-2	0-1	1-2-3	2	10	0	0	0	1	14
Hahn, Zach	4-7	3-5	2-2	1-0-1	0	13	1	1	0	1	21
Butcher, Garrett	1-1	0-0	0-0	0-0-0	2	2	0	0	0	1	10
Stigall, Chase	0-0	0-0	0-0	0-0-0	0	0	0	0	0	0	1
Smith, Andrew	0-0	0-0	0-0	1-0-1	1	0	0	1	0	0	2
Nored, Ronald	0-3	0-2	1-2	0-0-0	1	1	4	4	0	0	23
Team				0-0-0							
Totals	25-53 (.472)	9-26 (.346)	8-16 (.500)	10-21-31	18	67	17	10	2	10	200

NORTHWESTERN	FG	3FG	FT	REB	PF	TP	A	TO	BLK	S	MIN
Shurna, John, f	5-12	2-8	2-2	3-6-9	2	14	2	4	0	0	38
Crawford, Drew, f	1-3	0-2	0-0	0-1-1	1	2	2	2	2	0	20
Mirkovic, Luka, c	1-7	0-0	0-0	1-6-7	1	2	2	1	0	1	23
Thompson, Michael, g	4-7	3-4	5-6	0-1-1	2	16	4	4	0	0	40
Nash, Jeremy, g	1-4	0-2	0-0	0-3-3	3	2	2	2	1	0	29
Pejusic, Ivan	0-1	0-1	0-0	0-0-0	1	0	0	1	0	0	7
Capocci, Mike	2-3	0-1	0-1	0-1-1	0	4	1	0	0	0	11
Curletti, Davide	0-0	0-0	0-0	1-1-2	1	0	0	0	0	0	6
Marcotullio, Alex	3-6	2-5	0-1	0-0-0	2	8	1	1	0	1	15
Rowley, Kyle	2-3	0-0	2-2	1-0-1	1	6	1	1	0	0	11
Team				2-3-5							
Totals	19-46 (.413)	7-23 (.304)	9-12 (.750)	8-22-30	14	54	15	16	3	2	200

Butler 30 37 66
Northwestern 24 30 54

Deadball Rebounds: Butler 4, Northwestern 1 **Technical Fouls:** None
Officials: Ed Hightower, J. D. Collins, Curtis Shaw
Attendance: 4,368

#22/16 MINNESOTA 82, #12/10 BUTLER 73

November 26, 2009

Anaheim Convention Center - Anaheim, Calif.

MINNESOTA	FG	3FG	FT	REB	PF	TP	A	TO	BLK	S	MIN
Williams, Rodney, f	1-1	1-1	0-0	0-0-0	3	3	0	0	0	0	3
Johnson, Damian, f	7-8	1-1	3-3	0-3-3	5	18	4	3	1	4	25
Sampson III, Ralph, c	0-3	0-0	4-8	0-4-4	3	4	1	1	3	2	27
Nolen, Al, g	1-3	0-1	0-1	1-2-3	5	2	0	2	0	2	19
Westbrook, Lawrence, g	3-7	1-3	2-2	0-4-4	3	9	0	5	0	0	28
Carter, Paul	1-1	0-0	0-1	0-1-1	4	2	0	1	0	0	11
Cobbs, Justin	1-2	1-1	2-2	0-0-0	1	5	0	0	0	0	7
Joseph, Devoe	3-9	2-7	6-8	0-3-3	1	14	3	1	0	0	27
Hoffarber, Blake	3-7	3-5	3-4	0-2-2	1	12	2	1	0	1	35
Iverson, Colton	5-9	0-0	3-7	6-5-11	4	13	2	3	2	0	18
Team				0-3-3							
Totals	25-50 (.500)	9-19 (.474)	23-36 (.639)	7-27-34	30	82	12	17	6	9	200

BUTLER	FG	3FG	FT	REB	PF	TP	A	TO	BLK	S	MIN
Veasley, Willie, f	1-6	0-4	4-5	0-3-3	3	6	3	0	0	1	35
Hayward, Gordon, f	3-8	1-4	6-9	4-6-10	3	13	1	6	1	2	31
Howard, Matt, f	4-8	0-0	15-18	0-2-2	5	23	0	4	0	1	22
Mack, Shelvin, g	6-14	3-8	5-5	0-6-6	4	20	3	7	0	0	32
Vanzant, Shawn, g	0-2	0-1	3-4	0-0-0	2	3	0	3	0	1	24
Hahn, Zach	0-0	0-0	0-0	0-1-1	1	0	1	0	0	0	6
Nored, Ronald	0-3	0-2	0-0	1-0-1	2	0	1	0	0	2	22
Leiendecker, Grant	0-0	0-0	0-0	0-0-0	0	0	0	0	0	0	1
Jukes, Avery	2-6	1-3	3-4	1-1-2	4	8	0	0	0	1	17
Butcher, Garrett	0-1	0-1	0-0	0-1-1	2	0	0	1	0	0	4
Smith, Andrew	0-0	0-0	0-0	0-3-3	0	0	0	0	0	0	6
Team				1-2-3							
Totals	16-48 (.333)	5-23 (.217)	36-45 (.800)	7-25-32	26	73	9	21	1	8	200

Minnesota 32 50 82
Butler 28 45 73

Deadball Rebounds: Minnesota 6, Butler 7 **Technical Fouls:** Nolen (M)
Officials: Don Daily, Bill Kennedy, Gerry Pollard
Attendance: 2,697

2009-10 Box Scores

#12/10 BUTLER 69, UCLA 67

November 27, 2009

Anaheim Convention Center - Anaheim, Calif.

BUTLER	FG	3FG	FT	REB	PF	TP	A	TO	BLK	S	MIN
Veasley, Willie, f	2-8	0-3	2-4	2-0-2	1	6	2	3	0	1	35
Hayward, Gordon, f	3-14	3-10	2-2	3-5-8	3	11	1	3	1	1	35
Howard, Matt, f	1-1	0-0	4-4	2-2-4	5	6	0	2	0	1	16
Mack, Shelvin, g	6-10	2-5	7-9	1-4-5	1	21	0	2	0	0	33
Nored, Ronald, g	2-5	0-1	2-2	0-2-2	4	6	2	0	0	1	25
Vanzant, Shawn	2-3	0-1	1-4	1-0-1	0	5	0	0	0	0	14
Hahn, Zach	2-5	1-3	4-4	0-1-1	0	9	1	0	0	0	18
Jukes, Avery	1-1	1-1	2-2	0-0-0	4	5	0	2	0	1	7
Butcher, Garrett	0-0	0-0	0-2	0-1-1	1	0	0	1	0	0	7
Smith, Andrew	0-1	0-0	0-0	0-3-3	1	0	0	0	0	0	10
Team				2-0-2							
Totals	19-48	7-24	24-33	11-18-29	20	69	6	13	1	5	200
	(.396)	(.292)	(.727)								

UCLA	FG	3FG	FT	REB	PF	TP	A	TO	BLK	S	MIN
Gordon, Drew, f	4-8	0-0	0-1	2-2-4	5	8	1	1	1	0	24
Keefe, James, f	0-2	0-1	1-2	2-0-2	4	1	2	1	1	0	12
Lee, Malcolm, g	4-11	1-5	2-4	0-3-3	4	11	4	3	0	1	34
Anderson, Jerime, g	3-5	1-2	0-0	0-0-0	2	7	4	6	0	2	35
Roll, Michael, g	3-8	1-3	1-2	2-1-3	5	8	4	2	0	1	35
Moser, Mike	1-2	1-2	0-0	0-2-2	0	3	0	1	0	1	8
Abdul-Hamid, Mustafa	0-0	0-0	0-0	0-0-0	1	0	0	0	0	0	0+
Nelson, Reeves	4-7	0-0	1-2	1-4-5	2	9	0	1	0	0	16
Lane, Brendan	2-3	1-2	1-1	0-3-3	1	6	0	0	0	0	10
Dragovic, Nikola	4-7	2-4	4-5	3-3-6	4	14	1	2	0	0	26
Team				1-5-6							
Totals	25-53	7-19	10-17	11-23-34	28	67	16	17	2	5	200
	(.472)	(.368)	(.588)								

Butler	42	27	69
UCLA	35	32	67

Deadball Rebounds: Butler 4, UCLA 6 Technical Fouls: None

Officials: Rick Randall, Mike Eggars, Warren Evans

Attendance: 3,027

#23/20 BUTLER 59, BALL STATE 38

December 2, 2009

Worthen Arena - Muncie, Ind.

BUTLER	FG	3FG	FT	REB	PF	TP	A	TO	BLK	S	MIN
Veasley, Willie, f	2-5	0-3	0-0	0-1-1	2	4	1	3	0	2	23
Hayward, Gordon, f	4-7	1-4	6-6	2-6-8	2	15	2	2	0	2	31
Howard, Matt, f	2-2	1-1	6-9	2-1-3	1	11	0	3	0	1	24
Mack, Shelvin, g	5-10	4-7	1-2	1-2-3	0	15	4	2	0	1	30
Nored, Ronald, g	0-2	0-0	0-0	0-2-2	3	0	1	1	0	0	15
Vanzant, Shawn	1-1	1-1	2-2	1-3-4	1	5	2	1	0	0	14
Hahn, Zach	0-6	0-5	0-0	0-3-3	3	0	2	1	0	2	18
Anglin, Alex	0-0	0-0	0-0	0-0-0	0	0	1	0	0	0	2
Rodgers, Nick	0-1	0-1	0-0	0-0-0	0	0	0	0	0	0	1
Leiendecker, Grant	2-3	1-2	0-0	1-0-1	2	5	0	0	0	1	5
Jukes, Avery	0-2	0-1	1-2	1-0-1	2	1	0	0	0	0	13
Kampen, Emerson	0-0	0-0	0-0	0-0-0	0	0	0	0	0	1	2
Butcher, Garrett	1-3	1-2	0-0	1-1-2	1	3	0	1	0	0	13
Stigall, Chase	0-0	0-0	0-0	0-0-0	0	0	0	1	0	0	4
Smith, Andrew	0-1	0-0	0-0	0-1-1	0	0	0	0	0	0	5
Team				1-2-3							
Totals	17-43	9-27	16-21	10-22-32	17	59	13	15	0	10	200
	(.395)	(.333)	(.762)								

BALL STATE	FG	3FG	FT	REB	PF	TP	A	TO	BLK	S	MIN
Perry, Malik, f	3-3	0-0	5-6	3-3-6	3	11	0	3	0	2	25
Watson, Terrence, f	0-4	0-0	0-0	1-0-1	1	0	0	1	0	0	16
Jones, Jarrod, f	4-12	0-0	1-2	1-2-3	2	9	0	3	1	0	29
Chisholm, Brawley, g	1-5	0-3	2-2	0-1-1	1	4	1	2	0	1	22
Scaife, Jauwan, g	1-3	0-2	1-2	0-1-1	1	3	0	3	0	0	21
Davis, Randy	0-1	0-1	0-0	1-0-1	0	0	4	2	0	1	18
Green Jr., Myron	0-1	0-1	2-3	0-1-1	0	2	0	0	0	0	11
Green, John	1-3	1-2	0-0	1-1-2	2	3	1	1	1	1	21
Hubbard, Maurice	0-0	0-0	0-0	0-0-0	1	0	0	0	0	0	6
Sneed, Pierre	3-7	0-0	0-0	0-4-4	4	6	1	2	0	0	26
Fields, Zach	0-2	0-0	0-0	1-1-2	2	0	0	1	0	0	5
Team				0-3-3							
Totals	13-41	1-9	11-15	8-17-25	17	38	7	18	2	5	200
	(.317)	(.111)	(.733)								

Butler	29	30	59
Ball State	11	27	38

Deadball Rebounds: Butler 4, Ball State 2 Technical Fouls: None

Officials: Steve Skiles, Glenn Mayborg, Bryan Anslinger

Attendance: 6,996

#19 CLEMSON 70, #12/10 BUTLER 69

November 29, 2009

Anaheim Convention Center - Anaheim, Calif.

CLEMSON	FG	3FG	FT	REB	PF	TP	A	TO	BLK	S	MIN
Potter, David, f	3-8	2-5	0-0	2-2-4	2	8	2	1	0	0	28
Narcisse, Bryan, f	1-2	0-1	0-0	0-0-0	0	2	0	1	0	0	11
Booker, Trevor, c	5-9	0-0	2-2	4-4-8	3	12	1	2	2	1	31
Stitt, Demontez, g	7-15	3-7	2-4	0-2-2	1	19	3	2	0	1	36
Smith, Tanner, g	1-3	0-2	6-8	0-2-2	1	8	3	1	0	2	25
Johnson, Noel	0-0	0-0	0-0	0-0-0	1	0	0	0	0	0	5
Young, Andre	4-7	4-6	0-0	1-2-3	1	12	2	2	0	1	27
Jennings, Milton	3-6	0-3	1-3	1-1-2	2	7	0	0	0	1	17
Booker, Devin	0-0	0-0	0-0	0-1-1	3	0	0	1	0	0	6
Grant, Jerai	1-4	0-0	0-0	2-3-5	1	2	0	0	0	0	14
Team				0-1-1							
Totals	25-54	9-24	11-17	10-18-28	15	70	11	10	2	6	200
	(.463)	(.375)	(.647)								

BUTLER	FG	3FG	FT	REB	PF	TP	A	TO	BLK	S	MIN
Veasley, Willie, f	3-8	1-4	0-0	1-0-1	2	7	2	3	0	2	35
Hayward, Gordon, f	6-13	2-7	4-6	3-9-12	3	18	1	3	2	0	34
Howard, Matt, f	6-8	0-1	0-0	2-1-3	4	10	0	0	0	0	25
Mack, Shelvin, g	6-13	3-7	0-0	0-8-8	2	15	4	3	0	1	31
Nored, Ronald, g	3-4	0-0	0-1	0-2-2	1	6	4	2	0	2	34
Vanzant, Shawn	1-1	0-0	1-1	0-1-1	0	3	0	0	0	0	6
Hahn, Zach	2-4	1-3	1-2	0-1-1	1	6	3	2	0	0	18
Jukes, Avery	1-1	0-0	0-0	0-0-0	3	2	0	0	0	0	11
Butcher, Garrett	0-0	0-0	0-0	1-0-1	1	0	0	0	0	0	2
Stigall, Chase	0-0	0-0	0-0	0-0-0	0	0	0	0	0	0	2
Smith, Andrew	0-0	0-0	0-0	0-1-1	0	0	0	0	0	0	2
Team				2-0-2							
Totals	28-52	7-22	6-10	9-23-32	17	69	14	13	2	5	200
	(.538)	(.318)	(.600)								

Clemson	26	44	70
Butler	33	36	69

Deadball Rebounds: Clemson 2, Butler 1 Technical Fouls: None

Officials: Don Daily, Bill Kennedy, Mark Reischling

Attendance: 2,057

#23/20 BUTLER 84, VALPARAISO 67

December 5, 2009

Hinkle Fieldhouse - Indianapolis, Ind.

VALPARAISO	FG	3FG	FT	REB	PF	TP	A	TO	BLK	S	MIN
Johnson, Cory, f	6-8	0-0	5-5	1-4-5	4	17	2	2	0	0	27
McPherson, Brandon, g	2-6	0-1	2-2	2-0-2	1	6	3	4	0	2	31
Kenney, Matt, g	1-2	1-1	0-0	0-1-1	4	3	0	1	1	0	19
Wood, Brandon, g	2-6	1-3	2-2	0-1-1	5	7	2	3	0	0	27
Broekhoff, Ryan, g	1-3	0-1	0-0	1-1-2	4	2	0	1	0	1	14
Rogers, Michael	4-6	3-4	1-2	1-1-2	2	12	2	1	1	0	25
Little, Howard	6-10	0-3	2-4	0-2-2	1	14	3	1	0	1	31
Kurth, Tommy	2-2	2-2	0-0	0-1-1	3	6	2	1	0	1	16
Halvorsen, Chris	0-0	0-0	0-0	0-0-0	0	0	0	0	0	1	2
Milosevic, Milos	0-2	0-0	0-0	1-1-2	1	0	0	1	0	0	8
Team				1-1-2							
Totals	24-45	7-15	12-15	7-13-20	25	67	14	15	2	6	200
	(.533)	(.467)	(.800)								

BUTLER	FG	3FG	FT	REB	PF	TP	A	TO	BLK	S	MIN
Veasley, Willie, f	4-6	3-3	4-8	3-2-5	3	15	3	1	0	1	25
Hayward, Gordon, f	5-10	1-6	7-7	0-4-4	1	18	5	2	1	2	33
Howard, Matt, f	4-7	0-0	8-9	2-3-5	3	16	0	2	1	1	25
Mack, Shelvin, g	4-9	1-4	2-2	0-0-0	0	11	2	1	0	1	27
Nored, Ronald, g	0-0	0-0	0-1	1-2-3	2	0	1	1	0	5	30
Vanzant, Shawn	2-5	1-2	0-0	0-1-1	0	5	2	0	0	2	17
Hahn, Zach	3-3	1-1	0-0	0-0-0	2	7	0	0	0	0	20
Anglin, Alex	0-0	0-0	0-0	0-0-0	0	0	0	0	0	0	1
Leiendecker, Grant	0-1	0-1	2-2	0-0-0	0	2	0	0	0	0	3
Jukes, Avery	3-3	0-0	4-5	1-1-2	3	10	0	0	0	0	11
Kampen, Emerson	0-0	0-0	0-0	0-0-0	0	0	0	1	0	1	2
Butcher, Garrett	0-0	0-0	0-0	0-1-1	0	0	0	0	0	0	3
Smith, Andrew	0-0	0-0	0-0	0-0-0	0	0	0	1	0	0	3
Team				0-0-0							
Totals	25-44 (.568)	7-17 (.412)	27-34 (.794)	7-14-21	14	84	13	9	2	13	200

2009-10 Box Scores

#15/13 GEORGETOWN 72, #22/20 BUTLER 65

December 8, 2009

Madison Square Garden - New York, N.Y.

BUTLER	FG	3FG	FT	REB	PF	TP	A	TO	BLK	S	MIN
Veasley, Willie, f	2-5	0-2	3-4	1-1-2	0	7	1	4	0	0	26
Hayward, Gordon, f	7-19	4-11	6-6	3-5-8	2	24	2	0	2	1	39
Howard, Matt, f	1-9	0-0	7-8	1-5-6	5	9	1	0	1	2	25
Mack, Shelvin, g	5-14	1-5	1-1	2-3-5	3	12	2	4	0	2	29
Nored, Ronald, g	0-1	0-0	2-3	2-2-4	4	2	2	2	0	3	28
Vanzant, Shawn	0-2	0-0	0-0	0-0-0	0	0	1	0	0	1	13
Hahn, Zach	4-7	3-5	0-0	0-0-0	3	11	2	0	0	2	22
Rodgers, Nick	0-0	0-0	0-0	0-0-0	0	0	0	0	0	0	1
Leiendecker, Grant	0-0	0-0	0-0	0-0-0	1	0	0	0	0	1	3
Jukes, Avery	0-3	0-0	0-0	1-0-1	5	0	0	1	0	0	6
Butcher, Garrett	0-0	0-0	0-0	0-0-0	1	0	0	0	0	0	4
Smith, Andrew	0-1	0-0	0-0	0-0-0	0	0	0	0	0	0	4
Team				2-2-4				1			
Totals	19-61	8-23	19-22	12-18-30	24	65	11	12	3	12	200

GEORGETOWN	FG	3FG	FT	REB	PF	TP	A	TO	BLK	S	MIN
Vaughn, Julian, f	2-6	0-1	0-0	2-3-5	4	4	1	5	3	0	17
Monroe, Greg, f	9-20	0-1	6-10	4-11-15	2	24	2	1	2	1	38
Wright, Chris, g	0-4	0-0	7-8	1-3-4	2	7	4	6	1	3	37
Clark, Jason, g	3-8	1-4	2-2	2-3-5	1	9	2	2	0	1	37
Freeman, Austin, g	5-7	4-5	4-4	1-3-4	4	18	1	3	0	2	28
Thompson, Hollis	2-3	1-2	1-2	0-0-0	4	6	0	0	2	0	25
Sanford, Vee	0-0	0-0	2-2	0-0-0	0	2	0	0	0	1	1
Benimon, Jerrelle	1-1	0-0	0-0	1-2-3	1	2	0	1	0	0	5
Sims, Henry	0-0	0-0	0-0	1-3-4	4	0	0	2	1	0	12
Team				0-3-3				1			
Totals	22-49	6-13	22-28	12-31-43	22	72	10	21	9	8	200

Butler 31
Georgetown 39

Deadball Rebounds: Butler 2, Georgetown 3 Technical Fouls: None
Officials: John Cahill, Bob Donato, Michael Stephens
Attendance: 8,975

#21/17 BUTLER 69, XAVIER 68

December 19, 2009

Hinkle Fieldhouse - Indianapolis, Ind.

XAVIER	FG	3FG	FT	REB	PF	TP	A	TO	BLK	S	MIN
Love, Jason, f	7-9	0-0	0-1	3-4-7	3	14	0	3	2	0	29
Lyons, Mark, g	2-6	0-1	2-2	0-1-1	4	6	1	1	0	1	29
Jackson, Dante, g	1-4	1-2	0-0	0-1-1	2	3	0	1	0	0	32
Holloway, Terrell, g	2-4	1-1	0-1	1-2-3	5	5	7	2	0	1	32
Crawford, Jordan, g	9-17	1-4	1-2	1-1-2	1	20	2	1	0	1	35
Redford, Brad	2-3	2-3	2-2	0-1-1	1	8	0	0	0	1	17
Taylor, Andrew	0-1	0-0	0-0	0-0-0	1	0	0	0	0	0	4
McLean, Jamel	0-0	0-0	0-2	0-0-0	1	0	0	0	0	0	3
Frease, Kenny	6-9	0-0	0-0	1-3-4	2	12	1	1	0	0	19
Team				1-1-2				1			
Totals	29-53	5-11	5-10	7-14-21	20	68	11	10	2	4	200

BUTLER	FG	3FG	FT	REB	PF	TP	A	TO	BLK	S	MIN
Veasley, Willie, f	5-10	1-5	2-4	2-2-4	3	13	2	2	0	1	37
Howard, Matt, f	5-9	0-1	2-4	4-2-6	2	12	1	2	3	2	30
Hayward, Gordon, g	6-11	4-5	6-7	5-9-14	1	22	3	4	0	1	38
Mack, Shelvin, g	5-10	1-3	3-5	1-3-4	3	14	2	3	0	1	28
Nored, Ronald, g	0-1	0-1	2-2	0-0-0	3	2	3	1	0	1	34
Vanzant, Shawn	1-4	1-4	0-0	0-1-1	2	3	0	0	0	0	10
Hahn, Zach	1-1	1-1	0-0	0-0-0	2	3	0	1	0	0	10
Jukes, Avery	0-2	0-1	0-0	0-2-2	0	0	0	1	0	0	11
Butcher, Garrett	0-1	0-1	0-0	0-0-0	1	0	1	0	0	0	2
Team				1-2-3				1			
Totals	23-49	8-22	15-22	13-21-34	17	69	12	14	3	6	200

Xavier 32
Butler 39

Deadball Rebounds: Xavier 2, Butler 5 Technical Fouls: None
Officials: DJ Carstensen, Sid Rodeheffer, Bo Borowski
Attendance: 9,114

#22/20 BUTLER 74, #13/15 OHIO STATE 66

December 12, 2009

Hinkle Fieldhouse - Indianapolis, Ind.

OHIO STATE	FG	3FG	FT	REB	PF	TP	A	TO	BLK	S	MIN
Lighty, David, f	6-14	1-4	3-6	3-4-7	2	16	3	3	1	0	38
Lauderdale, Dallas, f	6-7	0-0	0-3	1-3-4	4	12	0	0	2	2	29
Hill, P.J. g	0-1	0-1	0-0	0-1-1	1	0	1	1	0	0	14
Diebler, Jon, g	2-7	1-4	2-2	0-5-5	4	7	0	1	1	0	40
Buford, William, g	7-12	0-1	6-7	1-6-7	2	20	3	4	1	2	40
Simmons, Jeremie	4-10	3-7	0-0	0-2-2	4	11	5	1	0	0	26
Madsen, Kyle	0-0	0-0	0-0	0-1-1	2	0	0	0	3	0	13
Team				0-0-0				1			
Totals	25-51	5-17	11-18	5-22-27	19	66	12	10	8	4	200

BUTLER	FG	3FG	FT	REB	PF	TP	A	TO	BLK	S	MIN
Veasley, Willie, f	4-9	3-5	4-5	4-6-10	3	15	3	2	1	2	35
Howard, Matt, f	3-12	0-0	7-8	3-3-6	5	13	2	2	0	0	30
Mack, Shelvin, g	4-10	2-6	2-4	1-2-3	2	12	5	2	1	0	30
Nored, Ronald, g	3-5	0-2	2-4	0-4-4	3	8	4	1	0	3	33
Hayward, Gordon, g	9-16	3-6	3-3	4-4-8	2	24	0	3	0	0	39
Vanzant, Shawn	0-0	0-0	0-0	0-1-1	1	0	2	0	0	0	9
Hahn, Zach	1-4	0-2	0-0	0-0-0	0	2	1	0	0	0	16
Jukes, Avery	0-1	0-0	0-0	0-0-0	1	0	0	0	0	0	6
Butcher, Garrett	0-0	0-0	0-0	0-1-1	1	0	0	0	0	0	2
Team				3-4-7				1			
Totals	24-57	8-21	18-24	15-25-40	18	74	17	10	2	5	200

Ohio State 36
Butler 34

Deadball Rebounds: Ohio State 2, Butler 3 Technical Fouls: None
Officials: Steve Skiles, Todd Williams, Peter Juzenas
Attendance: 9,338

UAB 67, #21/17 BUTLER 57

December 22, 2009

Bartow Arena - Birmingham, Ala.

BUTLER	FG	3FG	FT	REB	PF	TP	A	TO	BLK	S	MIN
Veasley, Willie, f	3-6	2-3	2-2	0-0-0	5	10	1	3	0	3	23
Howard, Matt, f	3-8	0-0	0-0	1-1-2	5	6	1	1	2	0	24
Mack, Shelvin, g	5-14	1-5	0-1	0-7-7	2	11	3	3	0	1	37
Nored, Ronald, g	1-7	0-3	6-6	1-1-2	3	8	2	1	0	0	33
Hayward, Gordon, g	4-12	0-4	4-4	3-12-15	2	12	2	1	1	1	39
Vanzant, Shawn	0-1	0-1	0-0	0-1-1	0	0	0	0	0	0	7
Hahn, Zach	1-2	1-2	0-0	0-0-0	0	3	0	0	0	0	11
Leiendecker, Grant	0-0	0-0	0-0	0-0-0	0	0	0	0	0	0	0+
Jukes, Avery	2-4	1-2	0-0	0-0-0	4	5	0	0	0	0	18
Butcher, Garrett	0-1	0-0	0-0	0-1-1	1	0	0	0	0	0	5
Smith, Andrew	0-1	0-0	2-4	1-0-1	1	2	0	0	0	0	3
Team				1-3-4				1			
Totals	19-56	5-20	14-17	7-26-33	23	57	9	9	3	5	200

UAB	FG	3FG	FT	REB	PF	TP	A	TO	BLK	S	MIN
Crawford, Howard, f	3-11	0-0	2-3	2-6-8	3	8	1	4	0	0	24
Johnson, Aaron, g	4-10	2-4	2-3	1-9-10	4	12	5	3	0	2	40
Sanders, Jamarr, g	7-10	3-4	1-3	0-6-6	0	18	5	2	0	0	38
Millsap, Elijah, g	3-7	0-1	5-8	1-3-4	4	11	0	2	0	4	24
Drake, George, g	1-5	1-3	2-2	0-2-2	4	5	1	1	1	0	30
Cooper, Kenneth	4-5	0-1	3-6	1-1-2	1	11	0	0	0	0	21
Moore, Cameron	0-1	0-0	0-0	1-5-6	2	0	0	2	0	0	14
Fields, Dexter	1-3	0-2	0-0	0-0-0	3	2	0	0	0	0	9
Team				3-0-3				1			
Totals	23-52	6-15	15-25	9-32-41	21	67	12	14	1	6	200

Butler 22
UAB 32

Deadball Rebounds: Butler 1, UAB 4 Technical Fouls: None
Officials: Mark Whitehead, Jeb Hartness, Emanuel Upton
Attendance: 8,367

2009-10 Box Scores

#23 BUTLER 72, GREEN BAY 49

December 31, 2009
Hinkle Fieldhouse - Indianapolis, Ind.

GREEN BAY	FG	3FG	FT	REB	PF	TP	A	TO	BLK	S	MIN
Berry, Randy, f	1-6	0-0	2-2	2-1-3	4	4	1	2	1	0	21
Smith, Matt, f	2-6	0-2	1-3	1-1-2	1	5	1	0	2	0	24
Perine, Bryquis, g	3-9	1-1	0-0	0-3-3	1	7	3	3	0	1	28
Pearson, Rian, g	5-11	0-0	1-2	1-2-3	2	11	2	1	0	0	29
Cotton, Troy, g	1-7	0-1	2-2	2-1-3	4	4	1	4	0	2	28
Snyder, Troy	0-3	0-0	0-0	1-0-1	1	0	0	0	0	0	14
Evans, Seth	3-3	3-3	1-2	0-1-1	3	10	1	2	0	2	27
LeSage, Greg	0-0	0-0	3-6	1-0-1	1	3	0	1	0	0	10
Nelson, Pat	2-3	0-0	1-2	2-2-4	3	5	1	2	3	0	19
Team				1-0-1				1			
Totals	17-48	4-7	11-19	11-11-22	20	49	10	15	6	5	200
	(.354)	(.571)	(.579)								

BUTLER	FG	3FG	FT	REB	PF	TP	A	TO	BLK	S	MIN
Veasley, Willie, f	4-8	0-3	2-4	2-5-7	2	10	0	3	0	4	28
Howard, Matt, f	1-1	0-0	5-6	1-4-5	3	7	2	1	1	1	16
Mack, Shelvin, g	6-12	0-2	2-3	2-0-2	2	14	3	0	0	1	30
Nored, Ronald, g	2-6	0-0	0-1	2-2-4	1	4	3	0	0	3	30
Hayward, Gordon, g	5-11	3-7	0-0	4-2-6	2	13	1	1	2	0	30
Vanzant, Shawn	0-1	0-1	0-0	0-0-0	0	0	0	0	0	1	8
Hahn, Zach	2-6	1-3	0-0	1-0-1	2	5	1	3	0	0	21
Anglin, Alex	0-0	0-0	0-0	0-0-0	1	0	0	0	0	0	2
Rodgers, Nick	1-1	1-1	0-0	0-0-0	1	3	0	1	0	0	2
Leiendecker, Grant	0-0	0-0	2-2	0-0-0	0	2	1	1	0	0	3
Jukes, Avery	2-3	1-2	2-2	0-1-1	1	7	0	0	0	0	11
Kampen, Emerson	0-0	0-0	0-0	0-1-1	1	0	0	0	0	0	2
Butcher, Garrett	0-2	0-1	0-0	0-1-1	1	0	0	0	0	0	4
Stigall, Chase	0-1	0-1	1-2	0-0-0	0	1	0	0	0	0	2
Smith, Andrew	3-4	0-0	0-0	4-4-8	3	6	0	1	1	0	11
Team				2-1-3				1			
Totals	26-56	6-21	14-20	18-21-39	20	72	11	11	4	10	200
	(.464)	(.286)	(.700)								

Green Bay	27	22	49
Butler	35	37	72

Deadball Rebounds: Green Bay 10, Butler 4 **Technical Fouls:** None
Officials: James Breeding, Bo Borowski, Bert Smith
Attendance: 6,754

#24 BUTLER 77, WRIGHT STATE 65

January 8, 2010
Nutter Center - Dayton, Ohio

BUTLER	FG	3FG	FT	REB	PF	TP	A	TO	BLK	S	MIN
Veasley, Willie, f	5-6	2-3	0-0	1-4-5	5	12	1	1	0	0	36
Howard, Matt, f	4-9	0-0	2-2	3-1-4	2	10	0	1	0	0	34
Mack, Shelvin, g	7-13	3-8	4-4	0-3-3	1	21	3	5	0	2	32
Nored, Ronald, g	1-6	0-2	4-4	0-2-2	4	6	6	1	0	0	29
Hayward, Gordon, g	3-5	1-1	13-14	1-8-9	3	20	3	3	0	1	31
Vanzant, Shawn	0-1	0-0	0-0	0-0-0	1	0	1	1	0	0	10
Hahn, Zach	3-4	2-2	0-0	0-3-3	0	8	0	1	0	0	16
Jukes, Avery	0-1	0-0	0-0	0-0-0	3	0	1	1	0	0	5
Butcher, Garrett	0-0	0-0	0-0	0-0-0	1	0	0	0	0	0	7
Team				3-2-5				1			
Totals	23-45	8-16	23-24	8-23-31	20	77	15	15	0	3	200
	(.511)	(.500)	(.958)								

WRIGHT STATE	FG	3FG	FT	REB	PF	TP	A	TO	BLK	S	MIN
Cooperwood, Cory, f	6-11	0-0	3-5	2-3-5	4	15	1	3	5	0	33
Thomas, Ronnie, f	0-2	0-0	0-0	0-0-0	3	0	0	0	0	0	11
Evans, N'Gai, g	4-9	2-4	0-0	1-2-3	1	10	5	1	0	0	33
Brown, Todd, g	3-8	3-5	9-11	1-3-4	4	18	1	2	0	2	32
Duggins, Vaughn, g	4-6	2-3	3-4	1-1-2	0	13	1	2	0	1	31
Tabler, Troy	0-5	0-2	4-4	0-1-1	2	4	1	1	0	0	24
Land, Cooper	0-1	0-1	2-2	0-1-1	4	2	0	1	0	0	13
Grote, Scott	1-2	0-0	1-2	0-2-2	3	3	0	1	0	3	22
Cartham, Darian	0-0	0-0	0-0	0-0-0	0	0	0	0	0	0	1
Team				0-0-0				0			
Totals	18-44	7-15	22-28	5-13-18	21	65	9	11	5	6	200
	(.409)	(.467)	(.786)								

Butler 37 40 77
Wright State 26 39 65
Deadball Rebounds: Butler 2, Wright State 4 **Technical Fouls:** None
Officials: Curtis Shaw, Rick Hartzell, Bo Boroski
Attendance: 9,674

#23 BUTLER 80, MILWAUKEE 67

January 2, 2010
Hinkle Fieldhouse - Indianapolis, Ind.

MILWAUKEE	FG	3FG	FT	REB	PF	TP	A	TO	BLK	S	MIN
Meier, Tony, f	2-3	1-2	2-2	0-1-1	0	7	1	1	0	0	17
Eayrs, James, f	4-12	0-2	3-3	2-3-5	1	11	3	0	1	0	24
Franklin, Ricky, g	3-8	0-4	0-0	0-3-3	4	6	6	2	0	0	37
Ajami, Jerard, g	0-2	0-0	0-0	0-0-0	3	0	1	0	0	0	12
Boga, Lonnie, g	2-6	1-2	0-1	2-0-2	4	5	0	1	0	0	31
McCallum, Ja'Rob	3-8	1-4	2-2	0-3-3	2	9	0	3	0	0	28
Walker, Riley	2-4	1-2	0-2	1-0-1	3	5	0	0	0	0	8
Souter, Patrick	1-1	0-0	0-0	0-0-0	1	2	0	1	0	0	7
Hill, Anthony	7-10	0-0	4-5	0-5-5	3	18	0	2	0	0	20
Averkamp, Jason	2-2	0-0	0-0	0-2-2	0	4	0	2	1	0	16
Team				1-1-2				1			
Totals	26-56	4-16	11-15	6-18-24	21	67	11	12	2	0	200
	(.464)	(.250)	(.733)								

BUTLER	FG	3FG	FT	REB	PF	TP	A	TO	BLK	S	MIN
Veasley, Willie, f	1-8	0-3	0-0	6-1-7	0	2	1	0	0	1	33
Howard, Matt, f	2-7	0-1	4-6	2-3-5	4	8	1	4	3	0	24
Mack, Shelvin, g	8-14	3-7	6-8	0-2-2	3	25	2	1	0	2	33
Nored, Ronald, g	3-4	1-2	1-4	0-4-4	2	8	2	1	0	0	21
Hayward, Gordon, g	6-7	1-1	3-4	2-8-10	5	16	1	1	0	0	26
Vanzant, Shawn	2-4	0-0	8-8	0-2-2	0	12	3	0	0	0	22
Hahn, Zach	2-7	1-5	0-0	1-4-5	2	5	2	1	0	0	21
Jukes, Avery	1-2	1-1	1-2	0-0-0	3	4	0	1	1	0	7
Butcher, Garrett	0-1	0-1	0-0	0-0-0	0	0	0	0	0	0	5
Smith, Andrew	0-0	0-0	0-0	0-1-1	0	0	0	0	0	0	8
Team				1-1-2				1			
Totals	25-54	7-21	23-32	12-26-38	19	80	12	9	4	3	200
	(.463)	(.333)	(.719)								

Milwaukee	28	39	67
Butler	37	43	80

Deadball Rebounds: Milwaukee 2, Butler 8 **Technical Fouls:** None
Officials: Brad Gaston, Todd Williams, Tim Fogarty
Attendance: 6,151

#24 BUTLER 64, DETROIT 62 (OT)

January 10, 2010
Calihan Hall - Detroit, Mich.

BUTLER	FG	3FG	FT	REB	PF	TP	A	TO	BLK	S	MIN
Veasley, Willie, f	4-7	1-2	1-2	1-1-2	3	10	0	1	0	0	28
Howard, Matt, f	4-5	0-0	2-2	1-3-4	2	10	2	0	0	1	43
Mack, Shelvin, g	4-14	1-4	1-2	1-0-1	1	10	4	2	0	3	32
Nored, Ronald, g	1-6	0-2	5-6	2-2-4	2	7	4	4	0	2	31
Hayward, Gordon, g	6-11	2-6	3-6	1-6-7	2	17	0	4	2	2	40
Vanzant, Shawn	1-5	1-4	0-0	0-0-0	1	3	1	0	1	0	14
Hahn, Zach	1-2	1-2	2-2	0-1-1	0	5	0	0	0	0	16
Leiendecker, Grant	0-1	0-1	0-0	0-0-0	0	0	0	0	0	0	0+
Jukes, Avery	1-2	0-0	0-0	0-5-5	3	2	0	0	0	0	12
Butcher, Garrett	0-0	0-0	0-0	0-0-0	0	0	0	0	0	0	5
Smith, Andrew	0-0	0-0	0-0	0-0-0	0	0	0	0	0	0	2
Team				2-2-4				2			
Totals	22-53	6-21	14-20	8-20-28	14	64	11	13	4	8	225
	(.415)	(.286)	(.700)								

DETROIT	FG	3FG	FT	REB	PF	TP	A	TO	BLK	S	MIN
Keeling, Xavier, f	5-14	0-3	4-6	5-4-9	4	14	1	4	0	1	44
Kennedy, Thomas, f	5-10	1-4	1-2	0-2-2	3	12	1	1	0	0	41
Holman, Eli, c	2-7	0-0	1-2	2-3-5	5	5	1	1	3	0	20
Simon, Chase, g	8-17	3-4	4-4	2-4-6	0	23	2	4	0	1	39
Payne, Woody, g	2-4	0-1	2-2	0-6-6	3	6	3	3	2	4	36
Lee, Lamar	0-0	0-0	0-0	0-0-0	0	0	1	0	0	0	4
Foster, Donovan	0-2	0-0	0-0	0-1-1	0	0	1	0	0	0	13
Stephens, Eulis	0-1	0-0	0-0	1-0-1	0	0	0	0	0	0	3
Blue, Eugene	1-3	0-0	0-0	1-2-3	4	2	2	0	0	0	25
Team				2-3-5							
Totals	23-58	4-12	12-16	13-25-38	19	62	12	13	5	6	225
	(.397)	(.333)	(.750)								

Butler	23	32	9	64
Detroit	20	35	7	62

Deadball Rebounds: Butler 7, Detroit 3 **Technical Fouls:** None
Officials: Steve Skiles, Todd Williams, Patrick Evans
Attendance: 4,493

2009-10 Box Scores

#22 BUTLER 64, CLEVELAND STATE 55

January 14, 2010

Hinkle Fieldhouse - Indianapolis, Ind.

CLEVELAND STATE	FG	3FG	FT	REB	PF	TP	A	TO	BLK	S	MIN
Pogue, Aaron, f	2-5	0-0	2-3	3-3-6	3	6	1	5	0	0	30
Harmon, Trevon, g	4-9	2-7	2-2	0-0-0	2	12	0	3	0	1	37
Montgomery, Jeremy, g	8-13	6-9	0-0	0-2-2	4	22	1	2	0	0	34
Cole, Norris, g	4-10	1-3	2-2	0-5-5	2	11	2	4	0	1	35
Brown, D'Aundray, g	2-7	0-1	0-0	2-4-6	3	4	2	3	0	1	37
Wells, Anthony	0-0	0-0	0-0	0-1-1	1	0	0	0	0	0	8
Woods, Charlie	0-0	0-0	0-0	0-0-0	1	0	0	0	0	0	6
Cunningham, Jared	0-1	0-1	0-0	0-2-2	2	0	0	0	0	1	9
Kamczyk, Tim	0-1	0-0	0-0	0-1-1	1	0	1	0	0	0	4
Team				2-0-2							
Totals	20-46	9-21	6-7	7-18-25	19	55	7	17	0	4	200
	(.435)	(.429)	(.857)								

BUTLER	FG	3FG	FT	REB	PF	TP	A	TO	BLK	S	MIN
Veasley, Willie, f	6-9	2-4	2-3	1-0-1	2	16	0	3	1	2	36
Howard, Matt, f	1-5	0-0	4-6	1-7-8	2	6	1	4	1	1	31
Mack, Shelvin, g	6-8	1-1	2-2	0-4-4	2	15	4	0	0	3	32
Nored, Ronald, g	4-9	1-2	2-4	1-0-1	4	11	5	2	1	3	34
Hayward, Gordon, g	2-3	0-0	4-6	1-3-4	1	8	2	2	1	2	30
Vanzant, Shawn	2-2	1-1	0-0	0-1-1	1	5	1	0	1	0	17
Hahn, Zach	1-1	1-1	0-0	0-0-0	1	3	0	0	0	0	8
Jukes, Avery	0-4	0-1	0-0	0-3-3	1	0	0	0	0	0	9
Butcher, Garrett	0-0	0-0	0-0	0-0-0	0	0	0	0	0	0	3
Team				0-2-2							
Totals	22-41	6-10	14-21	4-20-24	14	64	13	12	5	11	200
	(.537)	(.600)	(.667)								

Cleveland State 31
Butler 30

24 55
34 64

Deadball Rebounds: Cleveland State 0, Butler 4 **Technical Fouls:** None
Officials: Patrick Adams, Bert Smith, John Gaffney
Attendance: 5,383

#20 BUTLER 48, LOYOLA 47

January 21, 2010

Joseph J. Gentile Center - Chicago, Ill.

BUTLER	FG	3FG	FT	REB	PF	TP	A	TO	BLK	S	MIN
Veasley, Willie, f	3-5	0-1	1-2	2-3-5	2	7	0	3	0	2	35
Howard, Matt, f	3-8	0-0	0-0	3-3-6	3	6	1	1	2	1	32
Mack, Shelvin, g	5-12	1-6	1-2	0-2-2	2	12	1	2	0	0	33
Nored, Ronald, g	1-6	0-1	1-2	1-4-5	4	3	4	0	0	3	32
Hayward, Gordon, g	5-13	1-5	1-2	2-3-5	2	12	0	3	0	2	35
Vanzant, Shawn	0-1	0-1	0-0	0-1-1	0	0	1	0	0	1	11
Hahn, Zach	1-5	1-5	0-0	0-0-0	1	3	0	0	0	1	14
Jukes, Avery	2-6	0-1	1-2	3-1-4	2	5	1	0	2	0	16
Butcher, Garrett	0-0	0-0	0-0	0-0-0	0	0	0	0	0	0	3
Team				3-1-4							
Totals	20-56	3-20	5-10	12-17-29	18	48	8	8	5	9	200
	(.357)	(.150)	(.500)								

LOYOLA	FG	3FG	FT	REB	PF	TP	A	TO	BLK	S	MIN
Averkamp, Ben, f	0-1	0-0	0-0	0-1-1	0	0	0	0	3	1	14
Polka, Andy, f	1-5	0-0	3-5	4-9-13	1	5	3	3	1	0	31
Stanley, Courtney, g	1-6	0-2	3-5	0-1-1	2	5	4	6	0	0	37
Hill, Terrance, g	5-13	2-4	0-0	2-6-8	3	12	1	2	1	0	35
McCammon, Geoff, g	1-4	0-0	0-0	0-0-0	2	2	0	0	1	0	21
Hicks, Jordan	2-4	0-0	2-2	4-0-4	3	6	0	1	0	1	18
Thomas, Marcus	1-2	1-2	0-0	0-2-2	0	3	0	0	0	0	10
Sterling, Ryan	0-1	0-1	0-0	0-1-1	0	0	0	0	0	0	5
Gibler, Walt	5-11	0-0	4-4	4-5-9	3	14	0	4	1	0	29
Team				2-1-3							
Totals	16-47	3-9	12-16	16-26-42	14	47	8	17	7	2	200
	(.340)	(.333)	(.750)								

Butler 30
Loyola 26

18 48
21 47

Deadball Rebounds: Butler 3, Loyola 2 **Technical Fouls:** None
Officials: Tom O'Neill, Bo Boroski, Glenn Mayborg
Attendance: 4,372

#22 BUTLER 91, YOUNGSTOWN STATE 61

January 16, 2010

Hinkle Fieldhouse - Indianapolis, Ind.

YOUNGSTOWN STATE	FG	3FG	FT	REB	PF	TP	A	TO	BLK	S	MIN
Martin, Sirlester, f	9-15	2-3	3-4	2-3-5	3	23	1	1	0	0	30
Blocher, Dallas, f	2-2	0-0	0-0	0-3-3	5	4	3	3	1	1	22
Mays, DeAndre, g	2-6	1-3	2-2	0-1-1	2	7	1	4	0	0	31
Cooksey, Vance, g	1-3	0-2	0-1	0-0-0	1	2	1	2	0	0	11
Bright, Kelvin, g	4-7	0-1	2-2	0-3-3	1	10	1	3	0	2	25
Ward, Ashen	2-7	0-4	3-6	2-1-3	1	7	1	2	0	0	28
Rebillot, Zack	1-2	0-0	0-0	0-2-2	1	2	0	0	1	0	14
D'Haiti, Eddie	0-2	0-0	1-2	0-2-2	2	1	0	1	1	0	6
Boulder, Dan	0-0	0-0	0-0	0-0-0	2	0	1	1	0	0	8
Sulskis, Vyatas	2-6	1-3	0-0	1-2-3	3	5	1	1	0	0	25
Team				0-0-0							
Totals	23-50	4-16	11-17	5-17-22	21	61	10	18	3	3	200
	(.460)	(.250)	(.647)								

BUTLER	FG	3FG	FT	REB	PF	TP	A	TO	BLK	S	MIN
Veasley, Willie, f	5-8	1-3	2-4	3-0-3	2	13	2	1	0	2	26
Howard, Matt, f	6-9	0-0	10-14	2-4-6	3	22	1	1	0	0	25
Mack, Shelvin, g	9-13	5-7	1-1	0-1-1	1	24	2	3	0	3	28
Nored, Ronald, g	1-2	0-0	3-4	1-4-5	2	5	7	1	0	1	26
Hayward, Gordon, g	2-5	1-4	2-4	0-4-4	2	7	3	3	1	1	26
Vanzant, Shawn	0-2	0-0	0-0	0-2-2	2	0	5	0	0	1	14
Hahn, Zach	4-6	4-6	0-0	0-1-1	2	12	0	1	0	0	24
Anglin, Alex	0-0	0-0	0-0	0-0-0	0	0	0	0	0	0	1
Rodgers, Nick	0-0	0-0	0-0	0-0-0	0	0	0	0	0	0	1
Leiendecker, Grant	0-0	0-0	0-0	0-0-0	0	0	0	1	0	1	2
Jukes, Avery	0-1	0-0	0-0	0-0-0	1	0	0	1	0	0	9
Kampen, Emerson	0-0	0-0	0-0	0-0-0	0	0	1	1	0	0	1
Butcher, Garrett	0-2	0-0	0-0	1-2-3	1	0	2	0	0	0	8
Stigall, Chase	1-3	1-2	0-0	0-1-1	0	3	0	0	0	0	3
Smith, Andrew	2-2	0-0	1-2	1-2-3	1	5	0	0	0	0	6
Team				1-1-2							
Totals	30-53	12-22	19-29	9-22-31	17	91	23	13	1	9	200
	(.566)	(.545)	(.655)								

Youngstown State 26
Butler 49

35 61
42 91

Deadball Rebounds: Youngstown State 3, Butler 10 **Technical Fouls:** None
Officials: Lamont Simpson, Willie Jacobson, Anthony Chiazza
Attendance: 7,639

#20 BUTLER 84, UIC 55

January 23, 2010

UIC Pavilion - Chicago, Ill.

BUTLER	FG	3FG	FT	REB	PF	TP	A	TO	BLK	S	MIN
Veasley, Willie, f	4-6	1-2	0-0	0-7-7	1	9	1	2	0	1	26
Howard, Matt, f	2-4	0-1	5-6	2-4-6	2	9	1	1	1	0	27
Mack, Shelvin, g	4-9	1-3	6-6	1-1-2	2	15	6	3	0	3	26
Nored, Ronald, g	1-1	0-0	0-1	0-0-0	3	2	4	1	0	0	19
Hayward, Gordon, g	10-16	2-6	3-4	3-5-8	0	25	2	1	2	2	27
Anglin, Alex	0-0	0-0	0-0	0-0-0	0	0	0	0	0	0	2
Rodgers, Nick	1-1	1-1	0-0	0-0-0	0	3	0	0	0	0	4
Vanzant, Shawn	0-1	0-1	2-2	0-2-2	1	2	2	0	0	1	11
Leiendecker, Grant	1-4	1-2	0-0	0-1-1	0	3	0	0	0	0	5
Jukes, Avery	0-0	0-0	2-2	0-0-0	1	2	1	1	0	0	10
Hahn, Zach	3-4	2-3	0-0	0-1-1	1	8	0	0	0	0	16
Kampen, Emerson	1-1	0-0	0-0	1-0-1	0	2	0	0	0	0	2
Butcher, Garrett	0-1	0-1	0-0	1-1-2	1	0	1	0	0	0	10
Stigall, Chase	1-1	1-1	0-0	0-0-0	0	3	1	0	0	0	7
Smith, Andrew	0-1	0-0	1-2	1-0-1	0	1	1	0	0	0	8
Team				0-3-3							
Totals	28-50	9-21	19-23	9-25-34	12	84	20	9	3	7	200
	(.560)	(.429)	(.826)								

UIC	FG	3FG	FT	REB	PF	TP	A	TO	BLK	S	MIN
Buttelli, Jeremy, f	5-10	2-5	1-2	2-7-9	2	13	1	1	0	1	29
Robbins, K.C., c	3-6	0-0	0-0	0-0-0	2	6	0	1	1	0	25
Spencer, Stewart, g	2-8	2-7	0-0	1-1-2	3	6	1	2	0	0	26
Kreps, Robo, g	2-6	0-2	0-0	1-1-2	2	4	1	1	0	1	28
Buchanan, Chris, g	0-3	0-0	0-0	0-1-1	0	0	2	1	0	1	14
Gray, Corey	0-1	0-1	2-2	0-0-0	1	2	1	1	0	0	16
Harding, Jimmy	1-2	1-2	0-0	0-0-0	1	3	0	0	0	0	5
Kelley, Anthony	0-0	0-0	2-2	0-0-0	0	2	1	0	0	0	3
Singh, Dipanjoy	0-2	0-1	0-0	0-1-1	1	0	1	0	0	0	5
Neely, Zavion	5-10	1-2	2-2	1-1-2	2	13	3	1	0	1	21
Green, Louis	1-2	0-0	0-0	0-3-3	0	2	0	0	0	0	8
Birton, Brad	1-4	0-0	0-0	1-0-1	3	2	0	1	0	0	15
Rasul, Arman	1-1	0-0	0-0	2-1-3	0	2	0	1	0	0	5
Team				2-0-2							
Totals	21-55	6-20	7-8	10-16-26	18	55	11	13	1	4	200
	(.382)	(.300)	(.875)								

Butler 37
UIC 26

47 84
29 55

2009-10 Box Scores

#18 BUTLER 75, GREEN BAY 57 January 29, 2010 Resch Center - Green Bay, Wis.

BUTLER	FG	3FG	FT	REB	PF	TP	A	TO	BLK	S	MIN
Veasley, Willie, f	5-7	2-3	1-3	3-5	5	13	0	4	1	0	34
Howard, Matt, f	8-10	0-0	2-4	0-4	4	18	2	0	0	1	20
Mack, Shelvin, g	5-13	0-4	1-2	2-0	1	11	8	1	1	2	30
Nored, Ronald, g	1-1	1-1	1-2	1-5	4	4	4	2	0	0	26
Hayward, Gordon, g	4-8	1-4	0-0	1-1	3	9	3	2	0	0	20
Vanzant, Shawn	1-1	1-1	4-4	0-1	1	7	2	1	0	0	22
Hahn, Zach	3-6	3-6	0-0	0-3	0	9	0	1	0	1	21
Rodgers, Nick	0-0	0-0	0-0	0-0	0	0	0	0	0	0	1
Jukes, Avery	1-3	0-1	0-0	0-0	3	2	0	0	0	0	10
Butcher, Garrett	1-1	0-0	0-0	0-3	1	2	0	0	0	0	12
Stigall, Chase	0-2	0-3	0-0	0-0	1	0	0	0	0	0	3
Smith, Andrew	0-1	0-0	0-0	0-0	0	0	0	0	0	0	1
Team				2-1							
Totals	29-53	8-22	9-15	9-23	23	75	19	11	2	4	200
	(.547)	(.364)	(.600)								

GREEN BAY	FG	3FG	FT	REB	PF	TP	A	TO	BLK	S	MIN
Pearson, Rian, f	3-6	0-0	0-2	1-1	1	6	1	2	1	0	25
Berry, Randy, f	1-4	0-0	2-2	1-5	4	4	2	1	0	1	30
Perine, Bryquis, g	2-8	1-3	3-6	0-1	0	8	0	5	0	0	32
Cotton, Troy, g	0-2	0-1	0-0	1-1	5	0	0	1	0	0	29
Fletcher, Rahmon, g	7-13	2-6	8-8	0-1	2	24	3	3	0	2	31
Evans, Seth	3-5	0-1	1-2	1-2	1	7	1	0	0	1	22
Barkley, Cordero	1-3	0-2	1-2	0-2	1	3	1	0	1	0	11
Smith, Matt	0-2	0-1	3-4	1-3	0	3	0	0	0	0	10
Nelson, Pat	1-3	0-0	0-0	1-0	1	2	0	0	0	0	10
Team				2-3							
Totals	18-46	3-14	18-26	8-19	27	57	8	12	2	4	200
	(.391)	(.214)	(.692)								

Butler 33
Green Bay 29

Deadball Rebounds: Butler 2, Green Bay 5 Technical Fouls: None
Officials: Rick Hartzell, Lamar Simpson, Brad Gaston
Attendance: 6,237

#23/#15 BUTLER 63, DETROIT 58 February 4, 2010 Hinkle Fieldhouse - Indianapolis, Ind.

DETROIT	FG	3FG	FT	REB	PF	TP	A	TO	BLK	S	MIN
Keeling, Xavier, f	1-6	0-1	3-4	1-1	3	5	5	3	0	1	25
Kennedy, Thomas, f	4-9	2-3	2-2	1-3	4	12	1	2	0	0	33
Holman, Eli, c	3-5	0-0	0-0	2-3	5	6	0	1	2	0	19
Simon, Chase, g	5-16	1-4	4-6	1-3	1	15	1	6	0	1	34
Payne, Woody, g	4-8	1-2	0-0	0-0	2	9	3	3	0	3	35
Lee, Lamar	0-1	0-1	0-0	0-0	1	0	0	0	0	0	4
Eatmon, Curtis	0-0	0-0	0-0	1-2	0	0	1	0	0	0	5
Foster, Donovan	0-1	0-1	3-3	0-1	3	3	1	0	0	0	13
Stephens, Eulis	3-4	0-0	0-1	2-1	0	6	0	0	0	1	18
Blue, Eugene	1-3	0-0	0-2	1-0	1	3	2	0	1	0	14
Team				2-0							
Totals	21-53	4-12	12-18	11-14	22	58	12	16	2	6	200
	(.396)	(.333)	(.667)								

BUTLER	FG	3FG	FT	REB	PF	TP	A	TO	BLK	S	MIN
Veasley, Willie, f	4-7	0-3	0-0	0-2	3	8	2	2	1	0	24
Howard, Matt, f	5-6	0-0	1-3	4-2	5	11	2	1	0	2	24
Mack, Shelvin, g	3-7	0-1	2-2	1-6	3	8	1	4	0	1	31
Nored, Ronald, g	3-7	0-2	3-4	0-3	4	9	5	6	0	2	32
Hayward, Gordon, g	4-7	0-1	10-10	3-7	2	18	0	4	1	0	38
Vanzant, Shawn	1-6	1-2	1-2	0-0	0	4	0	3	0	1	17
Hahn, Zach	1-3	1-3	0-0	0-1	1	3	0	1	0	0	15
Jukes, Avery	1-3	0-1	0-0	1-3	4	2	1	0	0	0	15
Butcher, Garrett	0-1	0-0	0-0	0-0	0	0	0	0	1	0	4
Team				1-1							
Totals	22-47	2-13	17-21	10-25	35	22	63	11	21	3	200
	(.468)	(.154)	(.810)								

Detroit 26
Butler 30

Deadball Rebounds: Detroit 6, Butler 2 Technical Fouls: None
Officials: Patrick Adams, Gerry Pollard, James Breeding
Attendance: 5,212

#18 BUTLER 73, MILWAUKEE 66 January 31, 2010 U. S. Cellular Arena - Milwaukee, Wis.

BUTLER	FG	3FG	FT	REB	PF	TP	A	TO	BLK	S	MIN
Veasley, Willie, f	2-7	1-5	4-5	1-7	1	9	0	1	0	2	37
Howard, Matt, f	3-5	0-0	5-5	2-4	5	11	2	0	1	0	23
Mack, Shelvin, g	5-13	1-2	2-4	0-5	1	13	1	0	0	0	31
Nored, Ronald, g	5-6	0-1	3-6	2-2	3	13	3	0	0	0	31
Hayward, Gordon, g	6-13	0-3	13-16	0-6	1	25	1	2	0	3	38
Vanzant, Shawn	1-1	0-0	0-0	0-2	2	2	2	1	0	0	14
Hahn, Zach	0-3	0-2	0-0	0-0	1	0	0	0	0	1	11
Jukes, Avery	0-0	0-0	0-0	0-0	5	0	0	2	0	1	7
Butcher, Garrett	0-0	0-0	0-0	0-1	0	0	0	0	0	0	4
Team				0-0							
Totals	22-48	2-13	27-37	5-28	24	73	9	7	1	7	200
	(.458)	(.154)	(.730)								

MILWAUKEE	FG	3FG	FT	REB	PF	TP	A	TO	BLK	S	MIN
Hill, Anthony, f	7-12	0-0	7-13	1-7	4	21	3	3	1	0	34
Eayrs, James, f	2-5	1-2	4-4	0-1	3	9	2	0	2	0	24
McCallum, Ja'Rob, g	3-10	1-4	0-0	1-1	2	7	0	0	0	0	25
Franklin, Ricky, g	2-14	1-7	4-6	2-3	2	9	4	2	0	1	39
Ajami, Jerard, g	1-4	0-1	0-2	1-7	4	2	0	3	0	0	23
Walker, Riley	1-2	0-0	0-0	1-1	3	2	0	0	0	0	7
Souter, Patrick	0-0	0-0	0-0	0-0	0	0	0	0	0	0	0
Tyler, Michael	0-0	0-0	0-2	1-2	0	0	0	0	0	0	5
Boga, Lonnie	0-0	0-0	0-0	0-2	0	0	0	1	0	0	3
Haggerty, Ryan	4-5	0-0	0-1	3-1	5	8	2	0	0	0	12
Averkamp, Jason	3-7	1-2	1-1	2-1	4	8	2	1	1	0	28
Team				2-0							
Totals	23-59	4-16	16-29	14-26	40	27	66	13	10	4	200
	(.390)	(.250)	(.552)								

Butler 34
Milwaukee 35

Deadball Rebounds: Butler 6, Milwaukee 6 Technical Fouls: None
Officials: Patrick Evans, Kipp Kissinger, Chris Beaver
Attendance: 5,012

#23/#15 BUTLER 74, WRIGHT STATE 62 February 6, 2010 Hinkle Fieldhouse - Indianapolis, Ind.

WRIGHT STATE	FG	3FG	FT	REB	PF	TP	A	TO	BLK	S	MIN
Thomas, Ronnie, f	1-2	0-0	1-2	0-0	0	3	1	2	0	0	18
Cooperwood, Cory, f	2-5	0-1	4-4	1-1	5	8	0	1	0	1	12
Evans, N'Gai, g	6-12	1-3	1-2	0-0	3	14	3	0	0	4	34
Brown, Todd, g	5-11	1-3	0-0	0-2	2	11	3	2	0	2	38
Duggins, Vaughn, g	6-11	1-2	5-6	2-2	2	18	1	1	1	1	30
Tabler, Troy	1-4	0-1	0-0	1-1	2	2	0	2	0	1	25
Land, Cooper	0-1	0-1	0-0	0-2	0	0	1	1	0	1	13
Darkwa, Paul	0-1	0-0	0-0	1-0	1	0	0	1	0	0	4
Grote, Scott	1-1	1-1	0-0	0-0	4	3	0	1	0	0	17
Cartham, Darian	1-1	1-1	0-0	0-1	0	3	0	0	0	0	7
Koch, Tyler	0-0	0-0	0-0	0-0	0	0	0	0	0	0	2
Team				1-1							
Totals	23-49	5-13	11-14	6-10	16	19	62	9	11	1	200
	(.469)	(.385)	(.786)								

BUTLER	FG	3FG	FT	REB	PF	TP	A	TO	BLK	S	MIN
Veasley, Willie, f	9-9	1-1	0-0	0-3	1	19	1	2	0	0	37
Howard, Matt, f	3-5	0-0	6-7	1-4	4	12	0	1	1	0	16
Mack, Shelvin, g	5-9	0-1	0-0	0-2	0	10	1	2	0	1	31
Nored, Ronald, g	1-3	0-2	1-2	0-0	4	3	8	7	0	1	33
Hayward, Gordon, g	4-8	0-3	3-3	0-6	1	11	3	3	0	2	39
Vanzant, Shawn	1-2	0-1	2-2	0-0	3	4	0	1	0	0	13
Hahn, Zach	3-3	2-2	2-2	0-2	1	10	0	0	0	0	16
Jukes, Avery	1-1	1-1	2-2	1-1	0	5	0	1	0	0	8
Butcher, Garrett	0-0	0-0	0-0	0-1	0	0	0	0	0	0	7
Team				1-3							
Totals	27-40	4-11	16-18	3-22	25	14	74	13	17	1	200
	(.675)	(.364)	(.889)								

Wright State 29
Butler 35

Deadball Rebounds: Wright State 1, Butler 2 Technical Fouls: None
Officials: Eugene Crawford, Peter Juzenas, Lamont Simpson
Attendance: 8,528

2009-10 Box Scores

#18/#15 BUTLER 62, LOYOLA 47 February 8, 2010 Hinkle Fieldhouse - Indianapolis, Ind.

LOYOLA	FG	3FG	FT	REB	PF	TP	A	TO	BLK	S	MIN
Averkamp, Ben, f	1-7	0-2	2-2	2-0-2	4	4	1	0	1	0	22
Polka, Andy, f	2-4	0-1	0-0	1-2-3	2	4	1	2	1	1	32
Stanley, Courtney, g	2-8	1-3	3-4	0-5-5	4	8	3	3	0	1	37
Hill, Terrance, g	3-7	0-1	2-2	2-5-7	2	8	2	4	0	1	36
McCammon, Geoff, g	4-9	0-3	1-5	0-5-5	0	9	0	2	0	0	30
Adams, Shaun	0-0	0-0	0-0	1-1-2	0	0	0	0	0	0	4
Thomas, Marcus	2-5	1-2	0-0	0-2-2	0	5	0	0	0	0	13
Winborne, Charles	0-0	0-0	0-0	0-0-0	0	0	0	0	0	0	1
Sterling, Ryan	0-2	0-1	0-0	0-0-0	1	0	0	0	0	0	3
Gibler, Walt	4-9	0-2	1-1	1-1-2	4	9	0	1	1	3	21
Benkoske, John	0-0	0-0	0-0	0-0-0	0	0	0	0	0	0	1
Team				0-1-1							
Totals	18-51 (.353)	2-15 (.133)	9-14 (.643)	7-22-29	17	47	7	12	3	6	200

BUTLER	FG	3FG	FT	REB	PF	TP	A	TO	BLK	S	MIN
Veasley, Willie, f	5-7	2-3	0-0	2-6-8	2	12	0	2	0	0	25
Howard, Matt, f	4-8	0-0	12-14	1-3-4	4	20	2	2	0	0	27
Mack, Shelvin, g	2-8	1-4	0-0	0-4-4	3	5	3	2	0	0	29
Nored, Ronald, g	1-7	0-2	0-0	1-3-4	2	2	2	1	0	0	29
Hayward, Gordon, g	4-11	0-6	0-0	1-6-7	1	8	3	0	1	1	31
Vanzant, Shawn	0-1	0-1	4-4	2-2-4	1	4	1	1	0	0	20
Hahn, Zach	2-3	2-3	0-0	0-0-0	0	6	0	2	0	0	11
Anglin, Alex	0-0	0-0	0-0	0-0-0	0	0	0	0	0	0	0+
Rodgers, Nick	0-1	0-0	0-0	0-0-0	0	0	0	0	0	0	0+
Leiendecker, Grant	0-0	0-0	0-0	1-0-1	0	0	0	0	0	0	1
Jukes, Avery	0-1	0-1	0-0	0-1-1	0	0	0	0	0	0	7
Kampen, Emerson	0-0	0-0	0-0	0-0-0	0	0	0	0	0	0	0+
Butcher, Garrett	1-5	0-0	0-0	2-0-2	2	2	1	0	0	0	6
Stigall, Chase	1-2	1-2	0-0	1-0-1	0	3	0	0	0	0	5
Smith, Andrew	0-1	0-0	0-0	0-0-0	0	0	0	0	1	0	9
Team				1-1-2							
Totals	20-55 (.364)	6-22 (.273)	16-18 (.889)	12-26-38	15	62	12	10	2	1	200

Loyola 26 21 47
Butler 24 38 62

Deadball Rebounds: Loyola 4, Butler 4 **Technical Fouls:** None
Officials: Curtis Shaw, Rick Hartzell, Mike Sanzere
Attendance: 5,231

#18/#15 BUTLER 68, YOUNGSTOWN STATE 57 February 11, 2010 Beeghly Center - Youngstown, Ohio

BUTLER	FG	3FG	FT	REB	PF	TP	A	TO	BLK	S	MIN
Veasley, Willie, f	3-5	2-4	2-4	0-3-3	4	10	1	3	2	0	34
Howard, Matt, f	4-9	1-1	2-4	2-2-4	4	11	0	3	0	0	29
Mack, Shelvin, g	3-6	1-2	0-0	0-2-2	2	7	1	0	0	2	33
Nored, Ronald, g	3-3	0-0	2-4	0-1-1	3	8	4	3	1	1	29
Hayward, Gordon, g	6-10	2-5	8-9	1-16-17	2	22	1	3	2	0	36
Vanzant, Shawn	1-1	0-0	0-0	0-0-0	1	2	0	2	0	0	5
Hahn, Zach	3-5	2-4	0-0	0-1-1	1	8	1	0	0	0	20
Anglin, Alex	0-0	0-0	0-0	0-0-0	0	0	0	0	0	0	0+
Rodgers, Nick	0-0	0-0	0-0	0-0-0	0	0	0	0	0	0	0+
Leiendecker, Grant	0-0	0-0	0-0	0-0-0	2	0	0	1	0	0	1
Jukes, Avery	0-0	0-0	0-0	0-0-0	0	0	0	0	0	0	2
Butcher, Garrett	0-0	0-0	0-0	0-0-0	2	0	0	1	0	1	7
Stigall, Chase	0-1	0-0	0-0	0-0-0	1	0	0	1	0	0	3
Smith, Andrew	0-1	0-0	0-0	0-0-0	0	0	0	0	0	0	1
Team				3-0-3							
Totals	23-41 (.561)	8-16 (.500)	14-21 (.667)	6-25-31	22	68	14	18	5	4	200

YOUNGSTOWN STATE	FG	3FG	FT	REB	PF	TP	A	TO	BLK	S	MIN
Blocker, Dallas, f	3-4	0-0	1-2	1-0-1	3	7	0	1	1	0	17
Sulskis, Vytas, f	4-11	3-5	3-4	1-0-1	2	14	1	4	0	0	32
Mays, DeAndre, g	8-17	2-5	0-2	0-3-3	2	18	1	0	1	0	34
Bright, Kelvin, g	2-2	1-1	1-2	2-2-4	1	6	1	1	1	0	19
Ward, Ashen, g	0-4	0-3	0-0	0-3-3	3	0	4	1	0	1	35
Cooksey, Vance	2-5	1-1	6-8	0-2-2	3	11	4	3	0	4	28
Martin, Sirlester	0-3	0-1	0-0	1-2-3	2	0	1	2	0	0	15
D'Haiti, Eddie	0-1	0-0	0-0	0-1-1	4	0	0	0	2	0	11
Boulder, Dan	0-0	0-0	1-2	0-1-1	1	1	0	0	0	1	9
Timko, Andy	0-0	0-0	0-0	0-0-0	0	0	0	0	0	0	0+
Team				1-0-1							
Totals	19-47 (.404)	7-16 (.438)	12-20 (.600)	6-14-20	21	57	12	12	5	6	200

Butler 31 37 68
Youngstown State 30 27 57

Deadball Rebounds: Butler 4, Youngstown State 6 **Technical Fouls:** None
Officials: Brad Gaston, Bert Smith, Sid Rodeheffer
Attendance: 4,122

#18/#15 BUTLER 70, CLEVELAND STATE 59 February 13, 2010 Wolstein Center - Cleveland, Ohio

BUTLER	FG	3FG	FT	REB	PF	TP	A	TO	BLK	S	MIN
Veasley, Willie, f	1-8	1-5	4-4	2-5-7	3	7	1	2	0	1	35
Howard, Matt, f	7-15	0-0	7-8	7-6-13	3	21	3	1	0	0	33
Mack, Shelvin, g	3-8	2-4	3-4	0-3-3	3	11	4	4	1	1	33
Nored, Ronald, g	1-2	1-1	5-8	0-1-1	2	8	2	3	1	1	34
Hayward, Gordon, g	7-11	1-3	4-4	3-8-11	3	19	1	0	0	0	35
Vanzant, Shawn	0-2	0-1	2-2	1-4-5	2	2	2	5	0	0	12
Hahn, Zach	0-2	0-2	0-0	0-0-0	1	0	0	1	0	0	10
Jukes, Avery	1-1	0-0	0-0	0-1-1	2	2	0	1	0	0	7
Butcher, Garrett	0-0	0-0	0-0	0-0-0	0	0	0	0	0	0	1
Team				3-2-5							
Totals	20-49 (.408)	5-16 (.313)	25-30 (.833)	16-30-46	19	70	13	17	2	3	200

CLEVELAND STATE	FG	3FG	FT	REB	PF	TP	A	TO	BLK	S	MIN
Brown, D'Aundray, f	7-9	0-0	0-0	1-3-4	4	14	0	1	0	4	32
Pogue, Aaron, c	1-2	0-0	1-2	0-3-3	5	3	0	1	0	0	13
Harmon, Trevon, g	2-7	1-5	4-4	2-2-4	3	9	0	1	0	3	28
Montgomery, Jeremy, g	3-9	0-3	5-6	0-0-0	4	11	1	1	0	1	40
Cole, Norris, g	4-14	0-3	9-10	0-2-2	0	17	5	3	0	3	40
Wells, Anthony	1-2	0-0	0-0	0-1-1	1	2	0	0	0	0	12
Woods, Charlie	0-2	0-2	0-0	1-0-1	0	0	0	0	0	0	7
Cunningham, Jared	1-6	0-2	0-0	1-0-1	3	2	1	0	1	0	16
Kamczyk, Tim	0-0	0-0	1-2	0-1-1	2	1	0	0	0	1	7
Latas, Joe	0-0	0-0	0-1	1-2-3	2	0	0	0	0	0	5
Team				1-0-1							
Totals	19-47 (.373)	7-16 (.067)	12-20 (.600)	6-14-20	21	57	12	12	5	6	200

Butler 29 41 70
Cleveland State 27 32 59

Deadball Rebounds: Butler 4, Cleveland State 1 **Technical Fouls:** None
Officials: Chris Beaver, Jeffrey Smith, Charles Russell
Attendance: 4,681

#18/#13 BUTLER 73, UIC 55 February 17, 2010 Hinkle Fieldhouse - Indianapolis, Ind.

UIC	FG	3FG	FT	REB	PF	TP	A	TO	BLK	S	MIN
Buttall, Jeremy, f	4-12	1-5	1-2	2-8-10	3	10	0	1	1	0	33
Robbins, K.C., c	2-8	0-0	0-0	1-7-8	3	4	0	1	2	0	23
Kreps, Robo, g	4-12	3-9	4-4	0-2-2	1	15	1	1	0	1	35
Neely, Zavion, g	2-5	1-2	4-6	0-0-0	4	9	1	2	1	1	20
Stewart, Spencer, g	1-4	1-2	0-0	1-7-8	0	3	1	3	0	1	32
Gray, Corey	1-1	1-1	1-2	0-0-0	0	4	0	0	0	0	9
Kelley, Anthony	0-1	0-0	0-0	0-0-0	0	0	0	1	0	0	3
Singh, Dipanjot	0-0	0-0	0-0	0-0-0	0	0	0	0	0	0	1
Harris, Kris	2-5	1-1	0-0	0-1-1	1	5	4	2	0	0	15
Buchanan, Chris	0-2	0-2	4-5	0-2-2	3	4	0	3	0	1	22
Green, Louis	0-1	0-0	0-0	0-3-3	2	0	0	0	1	0	6
Rsul, Arman	0-0	0-0	1-2	0-0-0	0	1	0	0	0	0	1
Team				1-1-2							
Totals	16-51 (.314)	8-22 (.364)	15-21 (.714)	5-31-36	17	55	7	4	5	4	200

BUTLER	FG	3FG	FT	REB	PF	TP	A	TO	BLK	S	MIN
Veasley, Willie, f	4-10	1-3	2-2	1-3-4	1	11	1	0	1	0	29
Howard, Matt, f	3-8	0-0	11-11	1-4-5	2	17	1	1	0	0	24
Mack, Shelvin, g	3-10	2-7	0-1	0-6-6	0	8	3	0	0	1	31
Nored, Ronald, g	7-9	0-1	2-2	1-3-4	2	16	4	2	0	2	32
Hayward, Gordon, g	3-9	1-6	4-5	2-9-11	1	11	2	0	1	2	29
Vanzant, Shawn	0-1	0-1	0-0	0-2-2	2	0	4	0	1	1	13
Hahn, Zach	1-4	1-3	0-0	0-0-0	0	3	0	0	0	1	10
Anglin, Alex	0-0	0-0	0-0	0-0-0	1	0	0	0	0	0	1
Rodgers, Nick	0-0	0-0	0-0	0-0-0	0	0	0	0	0	0	1
Leiendecker, Grant	1-3	1-3	0-0	0-0-0	0	3	0	0	0	1	5
Jukes, Avery	0-1	0-0	0-0	0-1-1	1	0	0	1	0	0	9
Kampen, Emerson	0-0	0-0	0-0	0-0-0	1	0	0	0	0	0	1
Butcher, Garrett	1-3	0-0	0-0	1-1-2	0	2	0	0	0	0	7
Stigall, Chase	0-0	0-0	0-0	0-0-0	0	0	0	1	0	0	1
Smith, Andrew	1-3	0-0	0-2	2-2-4	2	2	0	1	0	0	7
Team				0-1-1							
Totals	24-61 (.393)	6-24 (.250)	19-23 (.826)	8-32-40	13	73	15	6	3	8	200

UIC 25 30 55
Butler 32 41 73

Deadball Rebounds: UIC 5, Butler 1 **Technical Fouls:** None
Officials: Todd Williams, Archibald Whaley, John Hampton **Attendance:** 5,095

2009-10 Box Scores

#18/#13 BUTLER 70, SIENA 53 February 20, 2010 Hinkle Fieldhouse - Indianapolis, Ind.

SIENA	FG	3FG	FT	REB	PF	TP	A	TO	BLK	S	MIN
Rossiter, Ryan, f	4-8	0-0	2-3	1-8-9	5	10	1	1	1	0	34
Franklin, Alex, f	2-7	0-0	3-6	1-2-3	3	7	1	2	0	0	26
Jackson, Clarence, g	9-15	2-5	4-4	0-5-5	2	24	1	1	0	2	35
Ubiles, Edwin, g	2-11	0-3	0-0	1-2-3	2	4	2	2	1	0	31
Moore, Ronald, g	0-9	0-5	1-3	2-1-3	1	1	4	3	0	5	35
Anosike, O.D.	2-3	0-0	0-0	3-0-3	3	4	0	1	0	1	15
Griffin, Kyle	0-3	0-0	0-0	0-0-0	1	0	1	1	0	0	9
Martens, Davis	0-0	0-0	0-0	0-1-1	0	0	0	0	0	0	1
Wignot, Owen	0-1	0-0	0-0	1-1-2	1	0	0	0	2	0	12
Breeden, Jonathan	0-1	0-0	0-0	0-0-0	0	0	0	0	0	0	1
Priestley, Steven	1-1	0-0	1-1	1-0-1	0	3	0	0	0	0	1
Team				1-1-2							
Totals	20-59	2-13	11-17	11-21-32	18	53	10	11	4	8	200
	(.339)	(.154)	(.647)								

BUTLER	FG	3FG	FT	REB	PF	TP	A	TO	BLK	S	MIN
Jukes, Avery, f	2-4	2-4	3-4	1-0-1	1	9	0	1	1	0	24
Howard, Matt, f	4-6	0-0	0-0	0-1-1	4	8	0	4	0	0	19
Mack, Shelvin, g	8-14	3-7	4-5	1-5-6	2	23	0	2	0	1	35
Rodgers, Nick, g	0-0	0-0	0-0	0-0-0	1	0	1	0	0	0	1
Hayward, Gordon, g	6-13	2-5	1-2	1-11-12	4	15	4	4	2	0	39
Vanzant, Shawn	0-1	0-1	0-0	0-5-5	3	0	1	3	0	2	16
Hahn, Zach	2-4	2-3	0-0	0-2-2	1	6	2	0	0	0	23
Nored, Ronald	3-5	0-0	2-3	1-1-2	2	8	6	2	1	2	33
Butcher, Garrett	0-1	0-0	1-2	0-1-1	1	1	0	0	0	0	10
Team				2-3-5							
Totals	25-48	9-20	11-16	6-29-35	19	70	14	16	4	5	200
	(.521)	(.450)	(.688)								

Siena 31
Butler 28

Deadball Rebounds: Siena 4, Butler 2 Technical Fouls: None
Officials: John Hughes, Paul Faia, Gary Tracy
Attendance: 9,111

#12/#11 BUTLER 68, MILWAUKEE 59 Horizon League Tournament - March 6, 2010 Hinkle Fieldhouse - Indianapolis, Ind.

MILWAUKEE	FG	3FG	FT	REB	PF	TP	A	TO	BLK	S	MIN
Hill, Anthony, f	5-10	0-0	5-7	1-3-4	5	15	0	1	0	0	23
Haggerty, Ryan, f	0-2	0-1	0-0	0-0-0	2	0	0	0	0	0	12
Eayrs, James, f	4-10	2-5	0-0	1-2-3	4	10	0	0	0	1	20
Franklin, Ricky, g	3-10	1-5	2-3	1-6-7	4	9	3	4	0	1	32
Ajami, Jerard, g	1-2	1-2	0-0	1-3-4	5	3	2	1	0	0	26
McCallum, Ja'Rob	2-9	2-7	3-6	0-2-2	3	9	3	0	0	1	28
Walker, Riley	1-1	0-0	0-0	2-1-3	0	2	1	0	0	0	5
Souter, Patrick	0-1	0-0	0-0	0-0-0	0	0	3	1	0	0	7
Meier, Tony	0-0	0-0	0-0	0-1-1	0	0	0	0	0	0	3
Boga, Lonnie	2-7	0-4	1-3	0-1-1	1	5	0	0	0	0	20
Porte, Burleigh	1-1	0-0	0-0	0-0-0	0	2	0	0	0	0	0+
Averkamp, Jason	2-2	0-0	0-1	1-4-5	4	4	1	1	0	1	24
Team				1-2-3							
Totals	21-55	6-24	11-20	8-25-33	28	59	13	8	0	4	200
	(.382)	(.250)	(.550)								

BUTLER	FG	3FG	FT	REB	PF	TP	A	TO	BLK	S	MIN
Veasley, Willie, f	4-9	3-7	0-0	0-6-6	4	11	1	2	0	1	35
Howard, Matt, f	5-7	0-0	8-10	0-4-4	4	18	0	1	0	0	27
Mack, Shelvin, g	5-12	0-4	2-2	0-2-2	3	12	2	0	0	0	30
Nored, Ronald, g	3-4	0-0	7-9	1-7-8	2	13	2	2	0	2	36
Hayward, Gordon, g	4-6	0-2	4-7	2-11-13	3	10	2	2	1	1	37
Vanzant, Shawn	0-2	0-1	0-0	0-0-0	2	0	0	0	0	0	14
Hahn, Zach	1-4	1-4	0-0	0-0-0	0	3	1	0	0	0	10
Anglin, Alex	0-0	0-0	0-0	0-0-0	0	0	0	0	0	0	0+
Jukes, Avery	0-0	0-0	1-4	0-0-0	3	1	1	0	0	0	10
Butcher, Garrett	0-0	0-0	0-0	0-0-0	0	0	0	0	0	0	1
Team				0-2-2							
Totals	21-44	4-18	22-32	3-32-35	21	68	9	7	1	4	200
	(.477)	(.222)	(.688)								

Milwaukee 29
Butler 28

Deadball Rebounds: Milwaukee 1, Butler 7 Technical Fouls: None
Officials: Chris Beaver, Todd Williams, Brad Gaston
Attendance: 6,327

#15/#10 BUTLER 74, VALPARAISO 69 February 26, 2010 Athletics-Recreation Center - Valparaiso, Ind.

BUTLER	FG	3FG	FT	REB	PF	TP	A	TO	BLK	S	MIN
Veasley, Willie, f	7-12	4-6	2-4	2-4-6	2	20	0	4	1	0	36
Howard, Matt, f	4-10	0-0	9-10	2-5-7	4	17	0	1	0	0	27
Mack, Shelvin, g	6-11	3-5	1-2	1-4-5	3	16	2	2	0	3	33
Hahn, Zach, g	2-5	2-5	0-0	0-2-2	1	6	2	1	0	1	33
Nored, Ronald, g	0-4	0-1	6-9	0-5-5	4	6	5	5	0	3	31
Vanzant, Shawn	1-6	0-2	1-4	2-7-9	2	3	5	1	2	1	23
Jukes, Avery	2-3	0-0	0-0	1-0-1	2	4	0	0	0	0	8
Butcher, Garrett	0-0	0-0	0-0	1-0-1	1	0	0	0	0	0	2
Stigall, Chase	0-0	0-0	0-0	0-0-0	0	0	0	0	0	0	2
Smith, Andrew	1-1	0-0	0-0	1-0-1	1	2	0	1	0	0	5
Team				1-0-1							
Totals	23-52	9-19	19-29	11-27-38	20	74	14	15	3	8	200
	(.442)	(.474)	(.655)								

VALPARAISO	FG	3FG	FT	REB	PF	TP	A	TO	BLK	S	MIN
Rogers, Michael, f	0-4	0-4	0-0	1-4-5	4	0	3	0	0	2	21
Johnson, Cory, f	9-17	1-3	9-10	4-6-10	4	28	1	3	0	0	35
McPherson, Brandon, g	4-7	0-3	6-10	0-2-2	4	14	1	4	0	3	33
Little, Howard, g	3-5	0-2	0-0	1-1-2	4	6	1	3	0	1	24
Wood, Brandon, g	2-9	0-4	0-0	1-3-4	2	4	0	1	0	1	32
Witt, Cameron	0-1	0-0	0-0	0-0-0	1	0	0	1	0	0	2
Kurth, Tommy	0-0	0-0	0-0	0-0-0	0	0	0	0	0	0	2
Kenney, Matt	3-7	2-3	0-0	1-3-4	2	8	3	2	2	1	29
Milosevic, Milos	0-0	0-0	0-0	0-0-0	0	0	0	0	0	0	2
Broekhoff, Ryan	2-9	1-6	4-4	2-2-4	2	9	1	0	0	1	20
Team				3-2-5							
Totals	23-59	4-25	19-24	13-23-36	23	69	10	14	2	9	200
	(.390)	(.160)	(.792)								

Butler 30
Valparaiso 31

Deadball Rebounds: Butler 5, Valparaiso 1 Technical Fouls: None
Officials: Rick Hartzell, Tom O'Neill, Bo Boroski
Attendance: 5,266

#12 BUTLER 70, WRIGHT STATE 45 Horizon League Tournament - March 9, 2010 Hinkle Fieldhouse - Indianapolis, Ind.

WRIGHT STATE	FG	3FG	FT	REB	PF	TP	A	TO	BLK	S	MIN
Cooperwood, Cory, f	3-9	0-1	3-4	2-3-5	4	9	0	4	0	0	25
Thomas, Ronnie, f	2-4	0-1	0-0	0-2-2	5	4	0	0	0	0	20
Evans, N'Gai, g	6-11	1-5	0-2	3-1-4	1	13	1	4	0	2	32
Brown, Todd, g	0-4	0-3	0-0	0-2-2	3	0	2	3	0	0	30
Duggins, Vaughn, g	4-10	1-4	0-0	1-1-2	0	9	1	1	0	2	37
Tabler, Troy	0-4	0-4	0-0	0-1-1	2	0	1	2	0	1	26
Darkwa, Paul	1-4	0-0	0-0	1-2-3	2	2	0	0	0	0	8
Grote, Scott	2-4	0-0	0-0	2-0-2	0	4	0	0	0	0	12
Cartham, Darian	0-1	0-1	4-4	0-1-1	0	4	0	1	0	0	7
Koch, Tyler	0-1	0-1	0-0	0-1-1	0	0	0	0	0	0	3
Team				3-1-4							
Totals	18-52	2-20	7-10	12-15-27	17	45	5	16	0	5	200
	(.346)	(.100)	(.700)								

BUTLER	FG	3FG	FT	REB	PF	TP	A	TO	BLK	S	MIN
Veasley, Willie, f	4-8	1-3	0-0	0-2-2	2	9	0	2	0	0	34
Howard, Matt, f	6-8	0-0	2-2	3-6-9	1	14	0	1	0	0	25
Mack, Shelvin, g	5-10	4-6	0-0	0-2-2	1	14	1	3	0	0	27
Nored, Ronald, g	2-5	1-1	4-4	0-5-5	3	9	5	2	0	3	30
Hayward, Gordon, g	3-4	0-1	2-2	1-3-4	1	8	1	4	1	2	29
Vanzant, Shawn	0-2	0-2	3-4	0-0-0	2	3	1	1	0	1	16
Hahn, Zach	4-5	3-4	0-0	0-2-2	1	11	4	1	0	0	19
Anglin, Alex	0-0	0-0	0-0	0-1-1	0	0	0	0	0	0	2
Rodgers, Nick	0-0	0-0	0-0	0-0-0	1	0	0	0	0	0	1
Leiendecker, Grant	0-1	0-1	0-0	0-0-0	0	0	0	0	0	0	3
Jukes, Avery	0-0	0-0	0-0	0-1-1	1	0	0	0	0	0	4
Kampen, Emerson	0-0	0-0	0-0	0-0-0	0	0	0	0	0	1	2
Butcher, Garrett	0-1	0-0	0-0	0-0-0	0	0	0	0	0	0	3
Stigall, Chase	0-1	0-1	0-0	0-0-0	1	0	0	0	0	0	2
Smith, Andrew	0-1	0-0	2-2	0-0-0	1	2	0	0	1	0	3
Team				0-0-0							
Totals	24-46	9-19	13-14	4-22-26	15	70	12	14	2	7	200
	(.522)	(.474)	(.929)								

Wright State 28
Butler 42

Deadball Rebounds: Wright State 4, Butler 3 Technical Fouls: None
Officials: Curtis Shaw, Rick Hartzell, Lamar Simpson
Attendance: 6,065

2009-10 Box Scores

#11/#8 BUTLER 77, #25 UTEP 59 NCAA West Regional - March 18, 2010 HP Pavilion - San Jose, Calif.

UTEP	FG	3FG	FT	REB	PF	TP	A	TO	BLK	S	MIN
Moultrie, Arnett, f	1-6	1-1	0-0	1-3-4	3	3	4	3	0	0	20
Caracter, Derrick, f	10-13	0-1	0-0	1-8-9	3	20	1	4	0	1	34
Williams, Jeremy, f	3-11	0-3	1-1	2-2-4	5	7	0	0	0	0	29
Culpepper, Randy, g	5-12	2-6	4-6	1-2-3	3	16	2	1	0	3	34
Stone, Julian, g	3-9	0-3	2-2	0-5-5	2	8	7	3	0	2	37
Strong, Myron	0-2	0-1	0-0	0-2-2	2	0	1	1	0	0	9
Gordon, Isaac	0-0	0-0	0-0	0-0-0	2	0	0	0	0	1	9
Britten, Claude	1-1	0-0	0-0	0-0-0	0	2	0	0	1	0	5
Polk, Christian	1-3	1-3	0-0	0-0-0	4	3	0	2	0	1	23
Team				1-2-3							
Totals	24-57	4-18	7-9	6-24-30	24	59	15	14	1	8	200
	(.421)	(.222)	(.778)								

BUTLER	FG	3FG	FT	REB	PF	TP	A	TO	BLK	S	MIN
Veasley, Willie, f	2-4	1-3	3-4	2-7-9	0	8	0	1	0	0	33
Howard, Matt, f	4-7	0-0	3-4	0-3-3	1	11	1	0	0	0	30
Mack, Shelvin, g	8-13	7-9	2-2	1-3-4	4	25	4	2	0	2	30
Nored, Ronald, g	1-6	0-3	1-7	1-0-1	2	3	3	3	0	2	34
Hayward, Gordon, g	2-8	0-6	9-11	1-3-4	4	13	4	1	1	1	34
Vanzant, Shawn	2-4	2-3	0-0	0-3-3	0	6	2	1	0	1	14
Hahn, Zach	3-6	3-6	0-0	0-0-0	1	9	0	2	0	0	15
Jukes, Avery	1-2	0-1	0-0	1-1-2	1	2	0	0	0	0	10
Team				2-4-6							
Totals	23-50	13-31	18-28	8-24-32	13	77	14	10	1	6	200
	(.460)	(.419)	(.643)								

UTEP
Butler

33 26 59
27 50 77

Deadball Rebounds: UTEP 6, Butler 4 **Technical Fouls:** None
Officials: Thomas Eades, Mike Sanzere, Kevin Cutler
Attendance: 12,712

#11/#8 BUTLER 63, #4 SYRACUSE 59 NCAA West Regional Semifinals - March 25, 2010 EnergySolutions Arena - Salt Lake City, Utah

BUTLER	FG	3FG	FT	REB	PF	TP	A	TO	BLK	S	MIN
Veasley, Willie, f	5-7	1-3	2-4	2-3-5	2	13	0	1	0	3	36
Howard, Matt, f	3-9	0-0	3-4	3-4-7	4	9	1	1	1	1	32
Mack, Shelvin, g	5-19	1-10	3-5	0-6-6	3	14	5	0	0	2	36
Nored, Ronald, g	3-5	1-3	0-0	0-4-4	3	7	3	2	0	5	39
Hayward, Gordon, g	4-7	2-3	7-8	0-5-5	2	17	0	1	0	2	31
Vanzant, Shawn	1-1	1-1	0-0	0-0-0	0	3	0	1	0	0	6
Hahn, Zach	0-4	0-4	0-0	0-0-0	1	0	0	1	0	0	13
Jukes, Avery	0-0	0-0	0-0	0-0-0	0	0	0	0	1	0	6
Stigall, Chase	0-0	0-0	0-0	0-0-0	0	0	0	0	0	0	1
Team				0-1-1							
Totals	21-52	6-24	15-21	5-23-28	15	63	9	7	2	13	200
	(.404)	(.250)	(.714)								

SYRACUSE	FG	3FG	FT	REB	PF	TP	A	TO	BLK	S	MIN
Jackson, Rick, f	2-5	0-0	0-0	2-7-9	4	4	3	3	0	1	35
Johnson, Wes, f	6-10	1-2	4-6	3-6-9	1	17	1	3	1	0	40
Joseph, Kris, f	3-8	0-1	0-0	1-6-7	1	6	0	2	0	2	37
Rautins, Andy, g	4-9	4-8	3-3	1-4-5	5	15	2	5	0	1	38
Triche, Brandon	1-3	0-2	1-3	0-1-1	0	3	0	2	0	0	19
Jardine, Scoop	5-13	2-6	2-2	0-1-1	3	14	5	2	0	0	26
Riley, DaShonte	0-0	0-0	0-0	0-1-1	2	0	1	1	0	0	5
Team				1-4-5							
Totals	21-48	7-19	10-14	8-30-38	16	59	12	18	1	4	200
	(.438)	(.368)	(.714)								

Butler 35 28 63
Syracuse 25 34 59

Deadball Rebounds: Butler 2, Syracuse 0 **Technical Fouls:** None
Officials: Mark Whitehead, Randy McCall, Antinio Petty
Attendance: 17,254

#11/#8 BUTLER 54, MURRAY STATE 52 NCAA West Regional - March 20, 2010 HP Pavilion - San Jose, Calif.

MURRAY STATE	FG	3FG	FT	REB	PF	TP	A	TO	BLK	S	MIN
Thomas, Danero, f	0-4	0-0	0-2	0-7-7	1	0	3	2	0	0	26
Aska, Ivan, f	3-5	0-0	0-2	0-4-4	2	6	0	2	1	0	25
Easley, Tony, c	2-6	0-0	1-4	5-6-11	1	5	0	4	2	0	20
Miles, Isacc, g	2-5	2-3	2-2	1-3-4	4	8	2	2	0	0	34
Jenkins, B.J., g	2-7	2-5	2-2	0-4-4	3	8	3	2	0	2	28
Daniel, Edward	2-2	0-0	0-0	1-0-1	0	4	0	0	0	0	9
Canaan, Isaiah	5-8	4-4	0-0	1-1-2	1	14	1	0	0	1	28
Poole, Donte	2-6	1-2	0-0	1-1-2	3	5	2	2	0	0	14
McClain, Jeffery	1-1	0-0	0-0	2-1-3	2	2	1	2	0	0	16
Team				0-1-1							
Totals	19-44	9-14	5-12	11-28-39	17	52	12	18	3	3	200
	(.432)	(.643)	(.417)								

BUTLER	FG	3FG	FT	REB	PF	TP	A	TO	BLK	S	MIN
Veasley, Willie, f	3-12	2-7	2-2	0-0-0	3	10	1	0	0	2	36
Howard, Matt, f	1-5	0-0	1-2	0-4-4	4	3	0	0	0	0	18
Mack, Shelvin, g	3-7	2-3	3-4	1-4-5	3	11	2	2	0	2	33
Nored, Ronald, g	6-9	1-3	2-5	1-1-2	0	15	6	2	0	1	37
Hayward, Gordon, g	4-13	1-4	3-6	3-4-7	2	12	1	1	0	0	34
Vanzant, Shawn	0-0	0-0	0-0	1-1-2	1	0	0	1	1	0	12
Hahn, Zach	1-2	1-2	0-0	0-0-0	0	3	0	0	0	1	22
Jukes, Avery	0-2	0-1	0-0	0-0-0	1	0	0	0	0	0	8
Team				1-1-2							
Totals	18-50	7-20	11-19	7-15-22	14	54	10	6	1	6	200
	(.360)	(.350)	(.579)								

Murray State
Butler

26 26 52
22 32 54

Deadball Rebounds: Murray State 7, Butler 4 **Technical Fouls:** None
Officials: Mark Whitehead, Leslie Jones, Don Daily
Attendance:

#11/#8 BUTLER 63, #7 KANSAS STATE 56 NCAA West Regional Championship - March 27, 2010 EnergySolutions Arena - Salt Lake City, Utah

BUTLER	FG	3FG	FT	REB	PF	TP	A	TO	BLK	S	MIN
Veasley, Willie, f	1-4	1-1	0-0	2-2-4	4	3	1	0	0	0	35
Howard, Matt, f	2-2	0-0	4-8	0-4-4	3	8	0	3	0	0	20
Mack, Shelvin, g	5-11	3-6	3-4	1-6-7	1	16	3	4	0	2	33
Nored, Ronald, g	2-5	0-0	0-0	0-5-5	3	4	5	6	0	4	35
Hayward, Gordon, g	7-14	2-4	6-6	3-6-9	1	22	0	5	1	0	38
Vanzant, Shawn	2-3	1-2	0-0	1-2-3	0	5	0	2	0	0	15
Hahn, Zach	0-1	0-1	0-0	0-0-0	0	0	0	0	0	1	3
Jukes, Avery	1-3	0-1	0-0	0-2-2	3	2	0	0	0	0	9
Smith, Andrew	1-3	0-0	1-2	2-0-2	1	3	0	0	0	0	12
Team				3-2-5							
Totals	21-46	7-15	14-20	12-29-41	16	63	9	20	1	7	200
	(.457)	(.467)	(.700)								

KANSAS STATE	FG	3FG	FT	REB	PF	TP	A	TO	BLK	S	MIN
Sutton, Dominique, f	0-5	0-0	0-3	5-2-7	3	0	1	1	1	0	26
Kelly, Curtis, f	6-10	0-0	2-3	2-3-5	2	14	2	2	3	0	35
Colon, Luis, c	1-2	0-0	0-0	1-1-2	3	2	0	1	1	0	15
Pullen, Jacob, g	4-13	2-6	4-4	0-2-2	4	14	1	4	0	6	38
Clemente, Denis, g	7-17	3-7	1-4	0-2-2	1	18	1	2	0	2	37
Irving, Martavious	0-0	0-0	0-0	0-0-0	0	0	2	1	0	2	5
McGruder, Rodney	2-3	0-1	0-0	0-2-2	0	4	1	0	1	1	14
Merriewether, Chris	0-0	0-0	0-0	1-0-1	0	0	0	2	0	0	5
Samuels, Jamar	0-4	0-1	0-0	0-1-1	4	0	0	0	0	0	12
Judge, Wally	2-3	0-0	0-0	2-3-5	2	4	0	0	0	0	13
Team				0-2-2							
Totals	22-57	5-15	7-14	11-18-29	19	56	8	13	6	11	200
	(.386)	(.333)	(.500)								

Butler 27 36 63
Kansas State 20 36 56

Deadball Rebounds: Butler 1, Kansas State 2 **Technical Fouls:** None
Officials: Jim Burr, Dick Cartmell, Verne Harris
Attendance: 17,587

2009-10 Box Scores

#11/#8 BUTLER 52, #13 MICHIGAN STATE 50 NCAA National Semifinals - April 3, 2010 Lucas Oil Stadium - Indianapolis, Ind.

BUTLER	FG	3FG	FT	REB	PF	TP	A	TO	BLK	S	MIN
Veasley, Willie, f	2-6	0-3	2-2	4-15	3	6	0	1	0	4	35
Howard, Matt, f	1-7	0-0	2-3	2-0-2	4	4	0	1	0	1	15
Mack, Shelvin, g	5-9	2-4	2-3	0-2-2	0	14	1	1	0	1	25
Nored, Ronald, g	0-4	0-0	5-6	1-5-6	4	5	2	1	0	3	38
Hayward, Gordon, g	6-14	3-8	4-6	0-9-9	2	19	0	4	2	2	39
Vanzant, Shawn	0-0	0-0	1-2	1-3-4	2	1	2	0	0	0	18
Hahn, Zach	0-3	0-3	0-0	0-0-0	1	0	0	0	0	0	9
Jukes, Avery	1-6	0-3	0-0	1-0-1	1	2	0	0	0	1	18
Smith, Andrew	0-0	0-0	1-2	1-0-1	0	1	0	0	0	0	3
Team				1-1-2							
Totals	15-49	5-21	17-24	11-21-32	17	52	5	8	2	12	200
	(.306)	(.238)	(.708)								

MICHIGAN STATE	FG	3FG	FT	REB	PF	TP	A	TO	BLK	S	MIN
Morgan, Raymar, f	2-7	0-1	0-2	1-4-5	4	4	1	1	1	1	23
Roe, Delvon, f	2-5	0-0	0-0	1-3-4	4	4	2	3	1	0	24
Nix, Derrick, c	0-0	0-0	0-0	1-0-1	0	0	1	0	0	0	5
Summers, Durrell, g	6-12	1-3	1-2	2-8-10	1	14	0	2	0	0	38
Lucious, Korie, g	3-6	3-6	3-4	0-2-2	2	12	4	5	0	1	38
Allen, Chris	0-0	0-0	0-0	0-0-0	3	0	0	3	0	0	16
Thornton, Austin	0-1	0-0	0-0	0-1-1	1	0	1	0	0	0	12
Kebler, Mike	0-1	0-0	0-0	1-3-4	0	0	1	0	0	0	7
Green, Draymond	4-9	0-1	4-8	0-6-6	5	12	1	1	2	1	29
Sherman, Garrick	1-1	0-0	2-2	0-1-1	1	4	0	1	0	0	8
Team				2-0-2							
Totals	18-42	4-11	10-18	8-28-36	21	50	11	16	4	3	200
	(.429)	(.364)	(.556)								

Butler 28 24 52
Michigan State 28 22 50

Deadball Rebounds: Butler 1, Michigan State 4 **Technical Fouls:** None
Officials: Michael Stuart, Leslie Jones, Jamie Luckie
Attendance: 71,298

#3 DUKE 61, #11/#8 BUTLER 59 NCAA National Championship - April 5, 2010 Lucas Oil Stadium - Indianapolis, Ind.

BUTLER	FG	3FG	FT	REB	PF	TP	A	TO	BLK	S	MIN
Veasley, Willie, f	1-9	0-5	0-0	3-0-3	2	2	3	2	0	0	38
Howard, Matt, f	3-8	0-0	5-8	2-2-4	4	11	0	1	0	0	19
Mack, Shelvin, g	5-14	2-4	0-0	1-4-5	1	12	2	2	0	2	31
Nored, Ronald, g	3-8	1-2	0-0	1-5-6	3	7	1	2	0	1	27
Hayward, Gordon, g	2-11	0-3	8-8	3-5-8	1	12	1	1	0	1	40-
Vanzant, Shawn	1-1	0-0	0-0	0-1-1	2	2	0	0	0	0	15
Hahn, Zach	1-1	1-1	0-0	0-1-1	1	3	0	0	0	0	11
Jukes, Avery	4-6	2-3	0-2	2-2-4	4	10	0	0	0	0	18
Smith, Andrew	0-0	0-0	0-0	0-0-0	0	0	0	0	0	0	1
Team				2-1-3							
Totals	20-58	6-18	13-18	14-21-35	18	59	7	8	0	4	200
	(.345)	(.333)	(.722)								

DUKE	FG	3FG	FT	REB	PF	TP	A	TO	BLK	S	MIN
Singler, Kyle, f	7-13	3-6	2-2	1-8-9	1	19	2	2	2	1	40
Thomas, Lance, f	3-5	0-0	0-0	1-3-4	4	6	0	3	0	2	35
Zoubek, Brian, c	3-4	0-0	2-4	6-4-10	4	8	1	1	2	0	31
Smith, Nolan, g	5-15	1-5	2-5	1-2-3	0	13	4	3	0	0	40
Scheyer, Jon, g	5-12	1-5	4-5	1-5-6	3	15	5	2	2	1	37
Plumlee, Mason	0-0	0-0	0-0	0-1-1	0	0	0	0	0	0	3
Dawkins, Andre	0-1	0-1	0-0	0-0-0	0	0	0	0	0	0	5
Plumlee, Miles	0-2	0-0	0-0	1-2-3	2	0	0	1	1	1	9
Team				0-1-1							
Totals	23-52	5-17	10-16	11-26-37	14	61	12	12	7	5	200
	(.442)	(.294)	(.625)								

Butler 32 27 59
Duke 33 28 61

Deadball Rebounds: Butler 3, Duke 3 **Technical Fouls:** None
Officials: John Cahill, Tom Eades, Ted Valentine
Attendance: 70,930

2010 NCAA Men's Basketball Championship

West Region

First Round

Kentucky 100, East Tennessee St. 71
Wake Forest 81, Texas 80 (OT)
Cornell 89, Temple 65
Wisconsin 53, Wofford 49
Washington 80, Marquette 78
New Mexico 62, Montana 57
Missouri 86, Clemson 78
West Virginia 77, Morgan St. 50

Second Round

Kentucky 90, Wake Forest 60
Cornell 87, Wisconsin 69
Washington 82, New Mexico 64
West Virginia 68, Missouri 59
Regional Semifinals/Finals
Kentucky 62, Cornell 45
West Virginia 69, Washington 56
West Virginia 73, Kentucky 66

East Region

First Round

Duke 73, Arkansas-Pine Bluff 44
California 77, Louisville 62
Texas A & M 69, Utah State 53
Purdue 72, Siena 64
Old Dominion 51, Notre Dame 50
Baylor 68, Sam Houston St. 59
Saint Mary's 80, Richmond 71
Villanova 73, Robert Morris 70 (OT)

Second Round

Duke 68, California 53
Purdue 63, Texas A & M 61 (OT)
Baylor 76, Old Dominion 68
Saint Mary's 75, Villanova 68
Regional Semifinals/Finals
Duke 70, Purdue 57
Baylor 72, Saint Mary's 49
Duke 78, Baylor 71

Midwest Region

First Round

Kansas 90, Lehigh 74
Northern Iowa 69, UNLV 66
Michigan St. 70, New Mexico St. 67
Maryland 89, Houston 77
Tennessee 62, San Diego St. 59
Ohio 97, Georgetown 83
Georgia Tech 64, Oklahoma St. 59
Ohio State 68, UC Santa Barbara 51

Second Round

Northern Iowa 69, Kansas 67
Michigan St. 85, Maryland 83
Tennessee 83, Ohio 68
Ohio State 75, Georgia Tech 65
Regional Semifinals/Finals
Michigan St. 59, No. Iowa 52
Tennessee 76, Ohio State 73
Michigan St. 70, Tennessee 69

South Region

First Round

Syracuse 79, Vermont 56
Gonzaga 67, Florida State 60
Butler 77, UTEP 59
Murray State 66, Vanderbilt 65
Xavier 65, Minnesota 54
Pittsburgh 89, Oakland 66
BYU 99, Florida 92 (2OT)
Kansas State 82, North Texas 62

Second Round

Syracuse 87, Gonzaga 65
Butler 54, Murray State 52
Xavier 71, Pittsburgh 68
Kansas State 84, BYU 72
Regional Semifinals/Finals
Butler 63, Syracuse 59
Kansas State 101, Xavier 96 (2OT)
Butler 63, Kansas State 56

Final Four

Lucas Oil Stadium, Indianapolis, Ind.

National Semifinals

Butler 52, Michigan State 50
Duke 78, West Virginia 57

National Championship

Duke 61, Butler 59



2009-10 Butler Basketball

The Last Time...

TEAM

100 Points Scored

By BU..... 101 vs. Evansville, 12/8/01
By Opp..... 107, UIC, 3/2/96

30-Point Win

By BU..... 91-61 vs. Youngstown State, 1/16/10
By Opp..... 104-64, North Carolina, 1/24/94

60% Field Goal Shooting

By BU..... .675 (27-40) vs. Wright State, 2/6/10
By Opp..... .600 (24-40) vs. Texas Tech, 11/24/07

50% Three-Point Shooting (10 Attempts)

By BU..... .500 (8-16) at Youngstown State, 2/11/10
By Opp..... .643 (9-14) vs. Murray State, 3/20/10

90% Free Throw Shooting (15 Attempts)

By BU..... .929 (13-14) vs. Wright State, 3/9/10
By Opp..... .914 (32-35) at Green Bay, 2/2/09

12 Three-Point Field Goals

By BU..... 13 vs. UTEP#, 3/18/10
By Opp..... 14, Loyola, 1/9/03

15 Steals

By BU..... 15 vs. Tennessee-Martin, 12/18/00
By Opp..... 16, Cleveland State, 1/13/00

Overtime Game

Butler Win 64-62 at Detroit, 1/10/10
Butler Loss 71-76 vs. Tennessee#, 3/23/08

Double Overtime Game

Butler Win 83-80 vs. Kent State, 11/25/06
Butler Loss 86-83 at Wright State, 2/11/06

Triple Overtime Game

Butler Win 68-65 vs. UW-Green Bay*, 2/28/99
Butler Loss None

Butler Was Ranked

AP Top 25 (#11), Mar. 15, 2010
ESPN/USA Today Top 25..... (#2), Apr. 6, 2010

Butler Victory Over A Ranked Team

AP Top 25 (#13) Michigan State, 52-50, April 3, 2010
ESPN/USA Today (#12) Michigan St., 52-50, April 3, 2010

INDIVIDUAL

40 Points Scored

By BU..... 42, Matthew Graves vs. Cleveland St., 1/15/98
By Opp..... 49, Chris Collier, Georgia State, 1/2/91

30 Points Scored

By BU..... 30, Matt Howard vs. Loyola, 2/15/09
By Opp..... 30, Marcus Thornton, LSU, 3/19/09

Two Players With 20 Points

By BU..... Shelvin Mack (24)/Matt Howard (22)
..... at Youngstown State, 1/16/10
By Opp..... Majak Kou (24)/Blake Schilb (22),
..... at Loyola, 1/19/06

15 Rebounds

By BU..... 17, Gordon Hayward at Youngstown St., 2/11/10
By Opp..... 15, Greg Monroe, Georgetown, 12/8/09

10 Assists

By BU..... 10, Mike Green at Youngstown State, 1/19/08
By Opp..... 11, Martell Bailey, UIC, 1/31/04

Six Three-Point Field Goals

By BU..... 7, Shelvin Mack vs.UTEP, 3/18/10
By Opp...6, Jeremy Montgomery, Cleveland State, 1/10/07

Seven Steals

By BU..... 7, Thomas Jackson vs. UW-Green Bay, 2/17/01
By Opp..... 7, Mark Miller, UIC, 1/29/98

Five Blocked Shots

By BU..... 5, Matt Howard at Green Bay, 2/2/09
By Opp..... 5, Cory Cooperwood, Wright State, 1/8/10

Double-Double

By BU..... 10 pts./13 reb., Gordon Hayward
..... vs. Milwaukee, 3/6/10
By Opp..... 14 pts./10 reb., Durrell Summers,
..... Michigan State, 4/3/10

Triple-Double

By BU..... 33 pts./10 reb./10 ast., Tim McRoberts
..... vs. Oral Roberts, 2/20/84

*--Conference Tournament.

#--NCAA Tournament.