

History/Records





Butler Records

Individual

MOST GAMES PLAYED

Season: 38, Matt Howard, 2009-10; Shelvin Mack, 2009-10 & 2010-11; Ronald Nored, 2009-10; Zach Hahn, 2009-10; Avery Jukes, 2009-10; Shawn Vanzant, 2009-10 & 2010-11; Andrew Smith, 2010-11; Chase Stigall, 2010-11; Khyle Marshall, 2010-11
Career: 143, Ronald Nored, 2008-12

MOST GAMES STARTED

Season: 38, Matt Howard, 2009-10; Shelvin Mack, 2009-10
Career: 133, Matt Howard, 2007-11

MOST POINTS

Game: 54, Darrin Fitzgerald vs. Detroit, 2/9/87
Season: 770, Darin Archbold, 1991-92
Career: 2,321, Chad Tucker, 1983-88

BEST SCORING AVERAGE

Season: 27.8, Billy Shepherd, 1969-70
Career: 24.1, Billy Shepherd, 1969-72

MOST FIELD GOALS

Game: 20, Oscar Evans vs. Indianapolis, 12/6/71
Season: 287, Billy Shepherd, 1969-70
Career: 912, Chad Tucker, 1983-88

MOST FIELD GOAL ATTEMPTS

Game: 36, Billy Shepherd vs. Indiana State, 1/7/70 & 2/7/70
Season: 652, Billy Shepherd, 1969-70
Career: 1,722, Darrin Fitzgerald, 1983-87

BEST FIELD GOAL PERCENTAGE

Game (Min. 10 made): 1.000 (13-13), Ted Guzek vs. Michigan, 12/15/56
Season (4.0 made/game): .657 (155-236), Duane Lightfoot, 2002-03
Career (300 made): .594 (300-505), Duane Lightfoot, Jr., 2000-04

MOST THREE-POINT FIELD GOALS

Game: 12, Darrin Fitzgerald vs. Detroit, 2/9/87
Season: 158, Darrin Fitzgerald, 1986-87
Career: 314, Bruce Horan, 2002-06

MOST THREE-POINT FIELD GOAL ATTEMPTS

Game: 22, Darrin Fitzgerald vs. Detroit, 2/9/87
Season: 362, Darrin Fitzgerald, 1986-87
Career: 773, Bruce Horan, 2002-06

BEST THREE-POINT FIELD GOAL PCT.

Game: 1.000 (7-7), Avery Sheets vs. Loyola, 2/3/05
Season: .519 (81-156), Pete Campbell, 2006-07
Career: .483 (183-379), Pete Campbell, 2006-08

MOST FREE THROWS

Game: 19, Ken Pennington vs. Illinois, 12/3/59
Season: 196, Mike Green, 2006-07
Career: 669, Matt Howard, 2007-11

MOST FREE THROW ATTEMPTS

Game: 22, Ken Pennington vs. Illinois, 12/3/59
Season: 264, Mike Green, 2006-07
Career: 855, Matt Howard, 2007-11



Matt Howard, who helped lead Butler to consecutive Final Four appearances, set a school mark with 669 career free throws made.

MOST CONSECUTIVE FREE THROWS MADE

85, Darnell Archey, 2/15/01 - 1/18/03 (NCAA Division I record)

BEST FREE THROW PCT.

Game (Min. 10 made): 1.000 (17-17), Bobby Plump vs. Evansville, 1/11/58
Season (2.0 made/game): .973 (72-74), Darnell Archey, 2002-03
Career (150 made): .951, Darnell Archey, 1999-03

BEST REBOUNDING AVERAGE

Season: 13.6, Daryl Mason, 1972-73
Career: 12.3, Daryl Mason, 1971-74

MOST REBOUNDS

Game: 26, Daryl Mason vs. Evansville, 1/1/73
Season: 354, Daryl Mason, 1972-73
Career: 961, Daryl Mason, 1971-74

MOST ASSISTS

Game: 15, Thomas Jackson vs. Detroit, 3/7/00
Season: 193, Ronald Nored, 2011-12
Career: 540, Thomas Jackson, 1998-02

MOST STEALS

Game: 8, Brett Etherington vs. Wisconsin, 12/15/90
Season: 74, Thomas Jackson, 2001-02
Career: 207, Thomas Jackson, 1998-02

MOST BLOCKED SHOTS

Game: 7, Darren Fowlkes vs. Indiana State, 12/27/86; Rolf van Rijn vs. Anderson, 12/4/96; Rolf van Rijn vs. IUPUI, 12/10/97
Season: 64, Rolf van Rijn, 1996-97; '97-98
Career: 203, Rolf van Rijn, 1994-98

Butler Leading Scorers By Class

Freshman

Player, Year	Points
Tony Warren, 1979-80	476
Gordon Hayward, 2008-09	420
Matt Howard, 2007-08	417
Shelvin Mack, 2008-09	382
Darrin Fitzgerald, 1983-84	377
Chad Tucker, 1983-84	375
Lynn Mitchem, 1979-80	354
A. J. Graves, 2004-05	312
J. P. Brens, 1989-90	307
Wayne Burris, 1973-74	304

Sophomore

Player, Year	Points
Billy Shepherd, 1969-70	724
Chad Tucker, 1984-85	573
Gordon Hayward, 2009-10	572
Shelvin Mack, 2009-10	536
Matt Howard, 2008-09	475
Darrin Fitzgerald, 1984-85	455
Lynn Mitchem, 1980-81	451
Jeff Blue, 1961-62	447
A. J. Graves, 2005-06	441
Darren Fowlkes, 1986-87	437

Junior

Player, Year	Points
Darin Archbold, 1990-91	633
Billy Shepherd, 1970-71	623
Shelvin Mack, 2010-11	609
Chad Tucker, 1985-86	609
A. J. Graves, 2006-07	591
Ed Schilling, 1965-66	538
Lynn Mitchem, 1981-82	535
Ted Guzek, 1956-57	531
Tom Bowman, 1961-62	515
Jon Neuhouser, 1996-97	505
Mike Green, 2006-07	499

Senior

Player, Year	Points
Darin Archbold, 1991-92	770
Darrin Fitzgerald, 1986-87	734
Chad Tucker, 1987-88	674
Tim McRoberts, 1983-84	614
Matt Howard, 2010-11	608
Brandon Polk, 2005-06	593
Dave Sanders, 1964-65	536
Jermaine Guice, 1993-94	528
Darren Fowlkes, 1988-89	526
Bill Scott, 1958-59	512
Bobby Plump, 1957-58	510

Butler Records



Team

MOST GAMES

Season: 38, 2009-10; 2010-11

MOST POINTS

First Half: 61 vs. Ball State, Feb. 20, 1965; vs. DePauw, Feb. 23, 1965

Second Half: 63 vs. Western Kentucky, Dec. 19, 1970; vs. Xavier, Feb. 27, 1987

Game: 128 vs. Evansville (2OT), Feb. 9, 1991

Game (Regulation): 115 vs. DePauw, Feb. 23, 1965

Season: 2,707 (38 games), 2010-11

MOST POINTS BY AN OPPONENT

Game: 136, Evansville (2OT), Feb. 9, 1991

MOST COMBINED POINTS

Game: 264, Evansville (136) vs. Butler (128), Feb. 9, 1991 (2OT)

BEST SCORING AVERAGE

Season: 89.0 (26 games), 1969-70

MOST FIELD GOALS

Game: 53 vs. DePauw, Feb. 23, 1965

Season: 919 (26 games), 1969-70; (38 games) 2010-11

MOST FIELD GOAL ATTEMPTS

Game: 110 vs. Wabash, Feb. 1, 1960

Season: 2,122 (38 games), 2010-11

BEST FIELD GOAL PERCENTAGE

Game: .697 (23-33) vs. Illinois State, Dec. 9, 1993

Season: .524 (845-1614), 1979-80

MOST CONSECUTIVE FIELD GOALS MADE

Game: 15 vs. St. Francis (N.Y.), Dec. 28, 1993

MOST THREE-POINT FIELD GOALS

Game: 20 at Cleveland State, Feb. 8, 2007

Season: 321, 2006-07

MOST THREE-POINT FIELD GOAL ATTEMPTS

Game: 42 at UIC, Jan. 10, 2007

Season: 871, 2006-07

BEST THREE-POINT FIELD GOAL %

Game (5 made): .857 (6-7) vs. Florida International, Jan. 18, 1999

Season: .419 (198-473), 1986-87

MOST CONSECUTIVE THREE-POINT FG'S

Game: 7 vs. Detroit Mercy, Feb. 4, 1993

MOST FREE THROWS

Game: 51 vs. Evansville (2OT), Feb. 9, 1991

Season: 725 (29 games), 1990-91

MOST FREE THROW ATTEMPTS

Game: 63 vs. Sacramento State, Jan. 3, 1995

Season: 922 (29 games), 1990-91

BEST FREE THROW PERCENTAGE

Game (15 made): 1.000 (16-16) vs. Cleveland State, Nov. 30, 1974

Season: .799 (413-517), 1987-88

MOST REBOUNDS

Game: 70 vs. Wabash, Jan. 12, 1970

Season: 1,337 (38 games), 2010-11

BEST REBOUND AVERAGE

Season: 49.7 (26 games), 1972-73

MOST ASSISTS

Game: 31 vs. Oral Roberts, Feb. 20, 1984

Season: 476, 1979-80

MOST STEALS

Game: 18 vs. Wisconsin, Dec. 15, 1990

Season: 269, 1990-91

MOST BLOCKED SHOTS

Game: 12 vs. Anderson, Dec. 4, 1996

Season: 123, 1996-97 (33 games), 2011-12 (37 games)

MOST TURNOVERS

Game: 31 at Dayton, Jan. 25, 1990

Season: 513, 1991-92

MOST PERSONAL FOULS

Game: 39 at Detroit, Feb. 4, 1989; vs. Evansville, Feb. 9, 1991

Season: 688, 2006-07

MOST VICTORIES

Season: 33, 2009-10 (33-5)

Consecutive Seasons: 61, 2009-10 (33-5) & 2010-11 (28-10)

Three Consecutive Seasons: 89, 2007-10

Four Consecutive Seasons: 118, 2006-10

BEST WINNING PERCENTAGE

Season: .895 (17-2), 1930-31; 1928-29

LARGEST WINNING MARGIN

Game: 68 vs. Indiana Law School (82-14), 1921-22

Modern Record: 54 vs. IU-South Bend (87-33), Nov. 22, 2008

Season: 12.5 ppg, 2001-02

LARGEST LOSING MARGIN

Game: 54 vs. Illinois (88-34), 1954-55

Season: 9.6 ppg, 1950-51

MOST CONSECUTIVE VICTORIES

Season: 25, 2009-10


MOST OVERTIME GAMES

Season: 7, 1996-97

MOST OVERTIME PERIODS

Game: 5 vs. Wabash, Feb. 1, 1960

Season: 9, 1986-87



Darrin Fitzgerald

Butler's NCAA Statistical Champs

Individual 3-Point Field Goals		
1986-87	Darrin Fitzgerald	158
Individual Free Throw Shooting		
1990-91	Darin Archbold	.912
Team Free Throw Shooting		
1987-88	Butler	.799
1990-91	Butler	.786
Team Fewest Turnovers Per Game		
2006-07	Butler	9.5

Hinkle Fieldhouse Records

Most Points, Butler Player - 54, Darrin Fitzgerald vs. Detroit, 2/9/87

Most Points, Opponent Player - 50, Austin Carr, Notre Dame, 2/23/70

Most Points, Butler Team - 128 vs. Evansville, 2/9/91

Most Points, Opponent Team - 136, Evansville, 2/9/91

ATTENDANCE

Single Game - 15,000 vs. Notre Dame, 2/23/70

Single Game (Since 1989) - 11,043 vs. Indiana, 11/27/93; vs. UW-Milwaukee, 3/1/03


Single Season - 118,225 (14 games), 1962-63

Single Season - 125,376 (19 games), 2011-12

Note: Butler renovated the interior of Hinkle Fieldhouse in 1989, reducing the seating capacity from 15,000 to 11,043. The current capacity is 10,000.



Butler Records



Darin Archbold led Butler in scoring for three straight seasons, 1989-1992.

Year-By-Year Scoring Leaders

Year	Player	Pts.	Avg.
2011-12	Andrew Smith	403	10.9
2010-11	Matt Howard	608	16.4
2009-10	Gordon Hayward	572	15.5
2008-09	Matt Howard	475	14.8
2007-08	Mike Green	497	14.6
2006-07	A. J. Graves	591	16.9
2005-06	Brandon Polk	593	18.0
2004-05	Brandon Polk	382	13.6
2003-04	Duane Lightfoot	332	11.9
2002-03	Brandon Miller	394	11.9
2001-02	Rylan Hainje	487	15.2
2000-01	Thomas Jackson	415	13.0
1999-00	LaVall Jordan	363	11.7
1998-99	Mike Marshall	307	9.6
1997-98	Jon Neuhouser	417	12.6
1996-97	Jon Neuhouser	505	15.3
1995-96	Jon Neuhouser	341	12.6
1994-95	Chris Miskel	334	13.9
1993-94	Jermaine Guice	528	18.2
1992-93	Jermaine Guice	483	17.3
1991-92	Darin Archbold	770	24.8
1990-91	Darin Archbold	633	21.8
1989-90	Darin Archbold	334	11.9
1988-89	Darren Fowlkes	526	18.8
1987-88	Chad Tucker	674	24.1
1986-87	Darrin Fitzgerald	734	26.2
1985-86	Chad Tucker	609	21.8
1984-85	Chad Tucker	573	19.8
1983-84	Tim McRoberts	614	21.9
1982-83	Lynn Mitchem	458	16.4
1981-82	Lynn Mitchem	535	19.8
1980-81	Lynn Mitchem	451	16.7
1979-80	Tony Warren	453	17.4
1978-79	Tom Orner	430	15.9
1977-78	Tom Orner	477	18.4
1976-77	Wayne Burris	415	15.3
1975-76	Wayne Burris	470	17.4
1974-75	Wayne Burris	342	13.2
1973-74	Marty Monserez	343	13.2
1972-73	Kent Ehret	440	16.9

1971-72	Oscar Evans	481	20.1
1970-71	Billy Shepherd	623	24.0
1969-70	Billy Shepherd	724	27.8
1968-69	Steve Norris	455	17.5
1967-68	Doug Winger	357	14.9
1966-67	Ed Schilling	396	14.7
1965-66	Ed Schilling	538	20.7
1964-65	Dave Sanders	536	20.6
1963-64	Jeff Blue	484	18.6
1962-63	Jeff Blue	461	17.7
1961-62	Tom Bowman	515	18.4
1960-61	Gerry Williams	430	16.5
1959-60	Ken Pennington	478	18.4
1958-59	Bill Scott	512	18.3
1957-58	Bobby Plump	510	19.6
1956-57	Ted Guzek	531	21.2
1955-56	Ted Guzek	365	15.9
1954-55	Wally Cox	254	10.6
1953-54	Keith Greve	427	17.1
1952-53	Keith Greve	394	17.1
1951-52	Orvis Burdsall	258	10.8
1950-51	Orvis Burdsall	262	10.9
1949-50	"Buckshot" O'Brien	420	18.3
1948-49	"Buckshot" O'Brien	364	15.8
1947-48	"Buckshot" O'Brien	251	11.9
1946-47	Charles Maas	259	11.3

Year-By-Year Rebounding Leaders

Year	Player	Reb.	Avg.
2011-12	Roosevelt Jones	215	6.0
2010-11	Matt Howard	285	7.7
2009-10	Gordon Hayward	305	8.2
2008-09	Matt Howard	216	6.8
2007-08	Mike Green	220	6.5
2006-07	Mike Green	216	6.0
2005-06	Brandon Crone	164	5.0
2004-05	Brandon Polk	129	4.6
2003-04	Mike Monserez	183	6.1
2002-03	Joel Cornette	213	6.5
2001-02	Joel Cornette	197	6.2
2000-01	Joel Cornette	190	5.9
1999-00	Mike Marshall	213	6.9
1998-99	Mike Marshall	219	6.8
1997-98	Jon Neuhouser	176	5.3
1996-97	Jon Neuhouser	185	5.6
1995-96	Jon Neuhouser	186	6.9
1994-95	Jon Neuhouser	172	6.4
1993-94	John Taylor	217	7.5
1992-93	Brian Beauford	168	6.7
1991-92	J. P. Brens	191	6.2
1990-91	J. P. Brens	199	6.9
1989-90	Rodney Hayward	175	6.3
1988-89	Darren Fowlkes	213	7.6
1987-88	Darren Fowlkes	197	7.0
1986-87	Darren Fowlkes	233	8.3
1985-86	Tony Gallahar	171	6.1
1984-85	Tim Haseley	200	6.9
1983-84	Tim Haseley	191	6.8
1982-83	Lynn Mitchem	192	6.9
1981-82	Lynn Mitchem	194	7.2
1980-81	Lynn Mitchem	197	7.3
1979-80	Mike Miller	180	6.9
1978-79	Mike Miller	264	9.8
1977-78	Joe Maloney	197	7.6
1976-77	Ed Thompson	184	6.8
1975-76	Barry Collier	205	7.5
1974-75	Barry Collier	154	5.9
1973-74	Daryl Mason	318	12.2
1972-73	Daryl Mason	354	13.6
1971-72	Daryl Mason	289	11.1
1970-71	Oscar Evans	240	9.2
1969-70	Dave Bennett	277	10.7
1968-69	Garry Hoyt	269	10.3

1967-68	Clarence Harper	187	7.8
1966-67	Ed Schilling	256	9.5
1965-66	Ed Schilling	319	12.3
1964-65	Dave Sanders	231	8.9
1963-64	Jeff Blue	313	12.0
1962-63	Jeff Blue	304	11.7
1961-62	Jeff Blue	336	12.0
1960-61	Tom Bowman	204	7.9
1959-60	Ken Pennington	255	9.8
1958-59	John Jones	250	8.9
1957-58	Ken Pennington	213	8.2

Year-By-Year Assist Leaders


Year	Player	Assists	Avg.
2011-12	Ronald Nored	193	5.2
2010-11	Shelvin Mack	131	3.4
2009-10	Ronald Nored	136	3.6
2008-09	Shelvin Mack	111	3.5
2007-08	Mike Green	172	5.1
2006-07	Mike Green	144	4.0
2005-06	Avery Sheets	108	3.3
2004-05	Avery Sheets	112	4.0
2003-04	Mike Monserez	140	4.7
2002-03	Brandon Miller	112	3.4
2001-02	Thomas Jackson	147	4.6
2000-01	Thomas Jackson	137	4.3
1999-00	Thomas Jackson	163	5.3
1998-99	Thomas Jackson	95	3.0
1997-98	Jeff Rogers	143	4.5
1996-97	Jeff Rogers	162	5.2
1995-96	Jeff Rogers	90	3.3
1994-95	Travis Trice	140	5.2
1993-94	Travis Trice	131	4.9
1992-93	Tim Bowen	96	3.6
1991-92	Tim Bowen	127	4.1
1990-91	Tim Bowen	168	5.8
1989-90	Tim Bowen	80	2.9
1988-89	Darren Fowlkes	89	3.2
1987-88	Thad Matta	100	3.6
1986-87	Darrin Fitzgerald	100	3.6
1985-86	Darrin Fitzgerald	79	2.8
1984-85	Darrin Fitzgerald	115	4.0
1983-84	Darrin Fitzgerald	117	4.2
1982-83	Skip Jones	115	4.1
1981-82	Skip Jones	54	2.0
	Danny Jarrett	54	2.3
1980-81	Claude Davis	93	3.4
1979-80	Dave Bastian	83	3.1
1978-79	Tom Orner	126	4.7
1977-78	Doug Mitchell	78	3.0
1976-77	Wayne Burris	81	3.0
1975-76	Bill Lynch	121	4.5
1974-75	John Dunn	61	2.3
1973-74	Marty Monserez	54	2.1
1972-73	Clarence Crain	81	3.1
1971-72	Billy Shepherd	116	5.8

Butler Records



Year-By-Year FG% Leaders (50 Made)

Year	Player	FGM-A	PCT.
2011-12	Khyle Marshall	140-253	.553
2010-11	Andrew Smith	124-209	.593
2009-10	Willie Veasley	130-270	.481
2008-09	Matt Howard	148-269	.550
2007-08	Matt Howard	141-242	.583
2006-07	Drew Streicher	56-87	.644
2005-06	Brandon Polk	232-403	.576
2004-05	Brandon Polk	152-258	.589
2003-04	Duane Lightfoot	137-237	.578
2002-03	Duane Lightfoot	155-236	.657
2001-02	Joel Cornette	99-179	.553
2000-01	Joel Cornette	126-218	.578
1999-00	Mike Marshall	106-187	.567
1998-99	Mike Marshall	112-199	.563
1997-98	Rolf van Rijn	102-169	.604
1996-97	Dan Dudukovich	53-93	.570
1995-96	Rolf van Rijn	92-153	.601
1994-95	Rolf van Rijn	72-118	.610
1993-94	John Taylor	135-242	.558
1992-93	John Taylor	64-122	.525
1991-92	J. P. Brens	99-171	.579
1990-91	John Karaffa	108-218	.495
1989-90	Rodney Haywood	111-198	.561
1988-89	Jody Littrell	146-281	.520
1987-88	John Karaffa	51-84	.607
1986-87	Darren Fowlkes	166-313	.530
1985-86	Chad Tucker	235-414	.568
1984-85	Mike Burt	83-153	.542
1983-84	Chad Tucker	157-252	.623
1982-83	Greg Jones	117-179	.654
1981-82	Lynn Mitchem	212-385	.551
1980-81	Mike Miller	107-183	.585
1979-80	Tony Warren	203-338	.601
1978-79	Gary Raker	153-281	.545
1977-78	Don McGlocklin	85-156	.545




Mike Monserez led Butler in free throw shooting in 2003-04, joining his father, Marty, who topped the Bulldogs in 1973-74.

1976-77	Don McGlocklin	76-147	.535
1975-76	Don McGlocklin	73-151	.483
1974-75	Barry Collier	78-173	.451
1973-74	Daryl Mason	138-279	.494
1972-73	Clarence Crain	112-229	.489
1971-72	Clarence Crain	80-156	.513
1970-71	Dave Bennett	149-282	.528
1969-70	John Seal	70-118	.592
1968-69	Steve Norris	197-380	.518
1967-68	Doug Winger	130-238	.546
1966-67	Doug Winger	128-221	.579
1965-66	Larry Shade	135-245	.551
1964-65	Tom Jones	85-148	.574
1963-64	Jeff Blue	173-343	.504
1962-63	Jeff Blue	163-316	.516
1961-62	Jeff Blue	165-327	.505
1960-61	Tom Bowman	173-346	.500
1959-60	Orville Bose	199-413	.482
1958-59	Orville Bose	58-117	.496
1957-58	Ted Guzek	89-164	.540
1956-57	Bobby Plump	155-344	.451
1955-56	Ted Guzek	127-285	.446
1954-55	Joe Ditmire	65-146	.445
1953-54	No Statistics Available		
1952-53	Keith Greve	147-404	.364
1951-52	Keith Greve	80-229	.349
1950-51	Orvis Burdsall	97-293	.331
1949-50	Ralph Chapman	52-130	.400
1948-49	Buckshot O'Brien	151-368	.410
1947-48	Buckshot O'Brien	104-290	.358

Year-By-Year FT% Leaders (50 Made)

Year	Player	FTM-A	PCT.
2011-12	Chrishawn Hopkins	70-89	.787
2010-11	Matt Howard	179-226	.792
2009-10	Gordon Hayward	179-216	.829
2008-09	Gordon Hayward	101-124	.815
2007-08	A. J. Graves	72-81	.889
2006-07	A. J. Graves	145-153	.948
2005-06	A. J. Graves	77-94	.819
2004-05	A. J. Graves	68-75	.919
2003-04	Mike Monserez	108-125	.881
2002-03	Darnell Archey	72-74	.973
2001-02	Brandon Miller	84-103	.816
2000-01	LaVall Jordan	67-78	.859
1999-00	Andrew Graves	69-76	.908
1998-99	Mike Pflugner	53-63	.841
1997-98	Matthew Graves	92-106	.868
1996-97	Matthew Graves	54-66	.818
1995-96	Matthew Graves	64-76	.842
1994-95	Marcus Cowart	84-100	.840
1993-94	Jermaine Guice	154-199	.774
1992-93	Jermaine Guice	106-139	.763
1991-92	Darin Archbold	189-229	.825
1990-91	Darin Archbold	187-205	.912
1989-90	Darin Archbold	79-93	.850
1988-89	Thad Matta	75-86	.872
1987-88	Chad Tucker	147-169	.870
1986-87	Darrin Fitzgerald	76-98	.776
1985-86	Darrin Fitzgerald	65-78	.833
1984-85	Darrin Fitzgerald	65-76	.855
1983-84	Darrin Fitzgerald	53-68	.779
1982-83	Lynn Mitchem	90-118	.763
1981-82	Lynn Mitchem	111-148	.750
1980-81	Lynn Mitchem	87-110	.791
1979-80	Lynn Mitchem	68-97	.701
1978-79	Tom Orner	70-77	.909
1977-78	Doug Mitchell	84-96	.875
1976-77	John Dunn	68-90	.755
1975-76	Wayne Burris	82-106	.773



Darren Fowlkes became the first player to lead Butler in scoring, rebounding and assists in the same season in 1988-89.

1974-75	Wayne Burris	64-83	.771
1973-74	Marty Monserez	87-126	.691
1972-73	Jeff Williams	54-82	.659
1971-72	Billy Shepherd	84-107	.785
1970-71	Billy Shepherd	171-222	.770
1969-70	Steve Norris	77-86	.895
1968-69	Steve Norris	61-83	.735
1967-68	Doug Winger	97-114	.851
1966-67	Ron Salatich	71-86	.826
1965-66	Bill Brown	54-61	.885
1964-65	Dave Sanders	80-107	.748
1963-64	Larry Shade	64-78	.821
1962-63	Tom Bowman	61-72	.847
1961-62	Dick Haslam	52-64	.813
1960-61	Dick Haslam	50-62	.807
1959-60	Ken Pennington	142-193	.736
1958-59	John Jones	77-97	.794
1957-58	Bobby Plump	150-179	.838
1956-57	Bobby Plump	160-186	.860
1955-56	Dave Scheetz	67-79	.848
1954-55	Joe Ditmire	57-67	.851
1953-54	No Statistics Available		
1952-53	Keith Greve	100-134	.746
1951-52	Keith Greve	55-81	.679
1950-51	John Hall	52-84	.643
1949-50	Buckshot O'Brien	86-108	.796
1948-49	Buckshot O'Brien	62-79	.785



Butler Records

INDIVIDUAL SINGLE GAME

Scoring

54, Darrin Fitzgerald vs. Detroit, 2/9/87
 49, Billy Shepherd vs. Arizona, 12/5/70
 44, Oscar Evans vs. Indianapolis, 12/6/71
 43, Billy Shepherd vs. DePauw, 2/10/71
 42, Matthew Graves vs. Clev. St., 1/15/58
 42, Darin Archbold vs. Xavier, 3/7/92
 42, Chad Tucker vs. No. Ill., 1/9/88
 42, Billy Shepherd vs. DePauw, 2/18/70
 41, Chad Tucker vs. Detroit, 2/13/88
 41, Bobby Plump vs. Evansville, 1/11/58
 40, Chad Tucker vs. Loyola, 2/8/86
 40, Darrin Fitzgerald vs. Loyola, 1/10/87

Rebounding

26, Daryl Mason vs. Evansville, 1/1/73
 24, Daryl Mason vs. DePauw, 2/6/74
 24, Jeff Blue vs. Valparaiso, 1/31/62
 23, Jeff Blue vs. Michigan, 12/9/61
 22, Daryl Mason vs. Indianapolis, 2/17/73
 21, Jeff Blue vs. DePauw, 2/17/62
 20, Jeff Blue vs. Illinois, 11/30/63
 20, Daryl Mason vs. Valparaiso, 1/8/73
 20, Marty Monserez vs. Evansville, 1/1/73
 20, Tim Haseley vs. DePauw, 11/26/83
 19, Daryl Mason vs. Air Force, 1/19/73
 19, Jeff Blue vs. Valparaiso, 1/4/64
 19, Ed Schilling vs. St. Joseph's, 1/11/67
 19, Dave Bennett vs. Valparaiso, 2/11/70

Assists (Since 1970)

15, Thomas Jackson vs. Detroit, 3/7/00
 14, Billy Shepherd vs. Evansville, 2/14/70
 14, Billy Shepherd vs. Earlham, 2/11/70
 13, Travis Trice vs. Mercer, 2/21/94
 13, Billy Shepherd vs. Evansville, 2/12/72
 13, Billy Shepherd vs. Illinois, 12/1/70
 12, Mike Green vs. Notre Dame, 11/13/06
 11, Thomas Jackson vs. Evansville, 12/8/01
 11, Darrin Fitzgerald vs. Ball St., 12/29/84
 11, Billy Shepherd vs. Indiana St., 2/5/72
 11, Tim Bowen vs. Indiana St., 11/26/90
 11, Tim Bowen vs. Dayton, 2/21/91
 11, Travis Trice vs. Wright St., 2/23/95
 11, Jeff Rogers vs. Northern Ill., 1/23/97

Three-Point Field Goals

12, Darrin Fitzgerald vs. Detroit, 2/9/87
 10, Darrin Fitzgerald vs. Loyola, 1/10/87
 9, Darrin Fitzgerald vs. Evansville, 1/17/87
 8, Darnell Archey vs. Louisville, 3/23/03
 8, Pete Campbell vs. Detroit, 3/1/08
 8, Pete Campbell vs. So. Alabama, 3/21/08
 8, A. J. Graves vs. Notre Dame, 11/13/06
 8, Pete Campbell vs. Cleveland St., 2/8/07
 8, Darrin Fitzgerald vs. St. Louis, 2/16/87
 8, Jody Littrell vs. Miami (Ohio), 2/27/89
 8, Jody Littrell vs. Loyola, 2/16/89
 7, 15 times by eight different players

INDIVIDUAL SINGLE SEASON

Scoring

770, Darin Archbold, 1991-92
 734, Darrin Fitzgerald, 1986-87
 724, Billy Shepherd, 1969-70
 674, Chad Tucker, 1987-88
 633, Darin Archbold, 1990-91
 623, Billy Shepherd, 1970-71
 614, Tim McRoberts, 1983-84
 609, Chad Tucker, 1985-86
 609, Shelvin Mack, 2010-11
 608, Matt Howard, 2010-11

Rebounding

354, Daryl Mason, 1972-73
 336, Jeff Blue, 1961-62
 319, Ed Schilling, 1965-66
 318, Daryl Mason, 1973-74
 313, Jeff Blue, 1963-64
 305, Gordon Hayward, 2009-10
 304, Jeff Blue, 1962-63
 289, Daryl Mason, 1971-72
 285, Matt Howard, 2010-11
 277, Dave Bennett, 1969-70

Assists (Since 1970)

193, Ronald Nored, 2011-12
 172, Mike Green, 2007-08
 168, Tim Bowen, 1990-91
 163, Thomas Jackson, 1999-00
 162, Jeff Rogers, 1996-97
 145, Thomas Jackson, 2001-02
 144, Mike Green, 2006-07
 143, Jeff Rogers, 1997-98
 140, Mike Monserez, 2003-04
 140, Travis Trice, 1994-95

Field Goals

287, Billy Shepherd, 1969-70
 251, Chad Tucker, 1987-88
 250, Darin Archbold, 1991-92
 250, Darin Archbold, 1986-87
 240, Chad Tucker, 1984-85
 235, Chad Tucker, 1985-86
 232, Brandon Polk, 2005-06
 228, Tim McRoberts, 1983-84
 228, Dave Sanders, 1964-65
 226, Billy Shepherd, 1970-71

Three-Point Field Goals

158, Darrin Fitzgerald, 1986-87
 113, Bruce Horan, 2005-06
 107, Jody Littrell, 1988-89
 102, Pete Campbell, 2007-08
 98, A. J. Graves, 2006-07
 96, Bruce Horan, 2003-04
 95, A. J. Graves, 2007-08
 87, Shelvin Mack, 2010-11
 84, Bruce Horan, 2004-05
 81, Pete Campbell, 2006-07
 81, Darin Archbold, 1991-92

Free Throws

196, Mike Green, 2006-07
 189, Darin Archbold, 1991-92
 187, Darin Archbold, 1990-91
 182, Mike Green, 2007-08
 179, Matt Howard, 2010-11
 179, Gordon Hayward, 2009-10
 178, Matt Howard, 2009-10
 177, Matt Howard, 2008-09
 171, Billy Shepherd, 1970-71
 160, Bobby Plump, 1956-57

Scoring Average

27.8, Billy Shepherd, 1969-70
 26.2, Darrin Fitzgerald, 1986-87
 24.8, Darin Archbold, 1991-92
 24.1, Chad Tucker, 1987-88
 24.0, Billy Shepherd, 1970-71
 21.9, Tim McRoberts, 1983-84
 21.8, Darin Archbold, 1990-91
 21.8, Chad Tucker, 1984-85
 21.2, Ted Guzek, 1956-57
 20.7, Ed Schilling, 1965-66

Field Goal Pct. (Min. 100 Att.)


.657, Duane Lightfoot, 2002-03
 .654, Greg Jones, 1982-83
 .623, Chad Tucker, 1983-84
 .610, Rolf van Rijn, 1994-95
 .607, John Karaffa, 1987-88
 .604, Rolf van Rijn, 1997-98
 .601, Rolf van Rijn, 1995-96
 .601, Tony Warren, 1979-80
 .593, Andrew Smith, 2010-11
 .589, Brandon Polk, 2004-05

Free Throw Pct. (Min. 2.0 made pg)

.973, Darnell Archey, 2002-03
 .948, A. J. Graves, 2006-07
 .919, A. J. Graves, 2004-05
 .912, Darin Archbold, 1990-91
 .909, Tom Orner, 1978-79
 .908, Andrew Graves, 1999-00
 .895, Steve Norris, 1969-70
 .889, A. J. Graves, 2007-08
 .885, Bill Brown, 1965-66
 .875, Doug Mitchell, 1977-78

Rebound Average

13.6, Daryl Mason, 1972-73
 12.3, Ed Schilling, 1965-66
 12.2, Daryl Mason, 1973-74
 12.0, Jeff Blue, 1963-64
 12.0, Jeff Blue, 1961-62
 11.7, Jeff Blue, 1962-63
 11.1, Daryl Mason, 1971-72
 10.7, Dave Bennett, 1969-70
 10.3, Garry Hoyt, 1969-69
 9.8, Mike Miller, 1978-79
 9.8, Ken Pennington, 1959-60



Duane Lightfoot set a Butler season record for field goal shooting by hitting 155 of 236 (.657) field goal attempts in 2002-03.




Thomas Jackson set a Butler single game assist record with 15 against Detroit in the 2000 MCC Tournament.


Butler Records



INDIVIDUAL CAREER



Darnell Archey became the first Butler player to hit 200 career three-point field goals.



Darryl Mason set Butler's single game, single season and career rebounding records during his three seasons with the Bulldogs.

Scoring

2,321, Chad Tucker, 1983-88
 2,019, Darrin Fitzgerald, 1983-87
 1,939, Matt Howard, 2007-11
 1,807, A. J. Graves, 2004-08
 1,798, Lynn Mitchem, 1979-83
 1,744, Darin Archbold, 1988-92
 1,733, Billy Shepherd, 1969-72
 1,607, Jermaine Guice, 1990-94
 1,543, Darren Fowlkes, 1985-89
 1,531, Wayne Burris, 1973-77

Rebounding

961, Daryl Mason, 1971-74
 953, Jeff Blue, 1961-64
 884, Matt Howard, 2007-11
 748, Darren Fowlkes, 1985-89
 742, Lynn Mitchem, 1979-83
 722, Mike Marshall, 1996-00
 719, Jon Neuhouser, 1994-98
 712, Joel Cornette, 1999-2003
 689, Chad Tucker, 1983-88
 675, Ken Pennington, 1957-60

Assists (Since 1970)

540, Thomas Jackson, 1998-2002
 497, Ronald Nored, 2008-12
 471, Tim Bowen, 1989-93
 457, Jeff Rogers, 1994-98
 411, Darrin Fitzgerald, 1983-87
 357, Shelvin Mack, 2008-11
 323, Avery Sheets, 2002-06
 316, Mike Green, 2006-08
 316, A. J. Graves, 2004-08
 310, Mike Monserez, 2001-04
 305, Brandon Miller, 2000-03

Field Goals Made

912, Chad Tucker, 1983-88
 801, Darrin Fitzgerald, 1983-87
 721, Lynn Mitchem, 1979-83
 664, Billy Shepherd, 1969-72
 632, Wayne Burris, 1973-77
 606, Matt Howard, 2007-11
 576, Jon Neuhouser, 1994-98
 574, Tom Bowman, 1960-63
 571, A. J. Graves, 2004-08
 565, Darin Archbold, 1988-92

Field Goal Pct. (100 made)

.594, Duane Lightfoot, 2000-04
 .589, Rolf van Rijn, 1994-98
 .581, Brandon Polk, 2004-06
 .575, Greg Jones, 1981-83
 .563, Doug Wininger, 1965-68
 .546, Andrew Smith, 2009-
 .544, Joel Cornette, 1999-2003
 .543, Rodney Haywood, 1987-90
 .540, Drew Streicher, 2004-08
 .539, Chad Tucker, 1983-88

Three-Point Field Goals

314, Bruce Horan, 2002-06
 303, A. J. Graves, 2004-08
 217, Darnell Archey, 1999-2003
 216, Shelvin Mack, 2008-11
 189, Brandon Miller, 2000-03
 184, Avery Sheets, 2002-06
 183, Pete Campbell, 2006-08
 181, Jody Littrell, 1986-90
 175, Matthew Graves, 1993-98
 174, Jermaine Guice, 1990-94

Three-Point Field Goal Pct. (50 made)

.483, Pete Campbell, 2006-08
 .465, Darin Archbold, 1988-92
 .455, Jody Littrell, 1986-90
 .448, Gordon Hayward, 2008-
 .444, Thad Matta, 1987-90
 .443, Darnell Archey, 1999-2003
 .437, Darrin Fitzgerald, 1986-87
 .406, Bruce Horan, 2002-06
 .396, Rylan Hainje, 1998-2002
 .394, Jon Neuhouser, 1994-98

Free Throws Made

669, Matt Howard, 2007-11
 475, Bobby Plump, 1954-58
 468, Chad Tucker, 1983-88
 462, Darin Archbold, 1988-92
 405, Billy Shepherd, 1969-72
 396, Darren Fowlkes, 1985-89
 390, Jeff Blue, 1961-64
 378, Mike Green, 2006-08
 363, Jermaine Guice, 1990-94
 362, A. J. Graves, 2004-08

Free Throw Percentage (100 made)

.951, Darnell Archey, 1999-2003
 .900, A. J. Graves, 2004-08
 .864, Darin Archbold, 1988-92
 .848, Tom Orner, 1975-79
 .846, Matthew Graves, 1993-98
 .835, Mike Monserez, 2001-04
 .832, Bobby Plump, 1954-58
 .830, Avery Sheets, 2002-06
 .827, Chad Tucker, 1983-88
 .824, Gordon Hayward, 2008-10

Scoring Average

24.1, Billy Shepherd, 1969-72
 19.8, Chad Tucker, 1983-88
 18.8, Oscar Evans, 1970-72
 18.1, Darin Archbold, 1988-92
 17.9, Darrin Fitzgerald, 1983-87
 17.4, Jeff Blue, 1961-64
 16.7, Tom Bowman, 1960-63
 16.5, Lynn Mitchem, 1979-83
 16.1, Bobby Plump, 1954-58
 16.1, Ed Schilling, 1964-67

TEAM SINGLE SEASON

WINS

Year	Coach	Wins
2009-10	Brad Stevens	33
2007-08	Brad Stevens	30
2006-07	Todd Lickliter	29
2010-11	Brad Stevens	28
2002-03	Todd Lickliter	27
2008-09	Brad Stevens	26
2001-02	Todd Lickliter	26
2000-01	Thad Matta	24
1921-22	Harlan O. Page	24
1999-00	Barry Collier	23
1996-97	Barry Collier	23
2011-12	Brad Stevens	22
1998-99	Barry Collier	22
1997-98	Barry Collier	22
1961-62	Tony Hinkle	22
1991-92	Barry Collier	21
1924-25	Harlan O. Page	20
2005-06	Todd Lickliter	20

WINNING STREAKS

Year	Coach	Streak
2009-10	Brad Stevens	25
1999-00	Barry Collier	15
2010-11	Brad Stevens	14
2001-02	Todd Lickliter	13
1961-62	Tony Hinkle	13
2008-09	Brad Stevens	11
1998-99	Barry Collier	11
2006-07	Todd Lickliter	10
2002-03	Todd Lickliter	10
1930-31	Tony Hinkle	10
1927-28	Tony Hinkle	10

Note: Butler won the final eight games of 1938-39 and the first three games of 1939-40.

SCORING AVERAGE

Year	Games	Avg.
1969-70	26	89.0
1970-71	26	88.5
1990-91	29	84.1
1965-66	26	81.5
1991-92	31	80.7
1964-65	26	80.2
1957-58	26	79.1
1971-72	26	77.8
1959-60	26	77.4
1968-69	26	76.0
1979-80	27	76.0

REBOUNDING AVERAGE


Year	Games	Avg.
1972-73	26	49.7
1970-71	26	48.1
1971-72	26	47.5
1958-59	28	45.1
1973-74	26	44.4
1969-70	26	44.4
1965-66	26	44.4
1961-62	28	44.4
1959-60	26	43.9
1960-61	26	43.3



NCAA Record

Darnell Archey 85 Consecutive Free Throws Made 2001-03

Butler's Darnell Archey established an NCAA Division I record by hitting 85 consecutive free throws over three seasons. His streak began at Hinkle Fieldhouse on Feb. 15, 2001, and ended in the Fieldhouse on Jan. 18, 2003. Archey, who did not miss a free throw during the entire 2001-02 season, tied the previous NCAA record of 73 consecutive free throws (set by Gary Buchanan of Villanova, 2000-01) in the championship game of the Rainbow Classic in Hawaii, and then he broke the record with his first free throw at UIC on Jan. 4, 2003. Archey's record streak came to an end with 3:42 remaining in Butler's home victory over Youngstown State on Jan. 18, 2003.



Darnell Archey's Record Free Throw Streak Feb. 15, 2001 - Jan. 18, 2003

Date	Opponent	FT's
2/15/01	UW-Milwaukee	2-2
2/17/01	UW-Green Bay	1-1
2/22/01	at Loyola	2-2
2/24/01	at UIC	5-5
3/6/01	Detroit*	2-2
3/16/01	Wake Forest#	4-4
3/18/01	Arizona#	2-2
12/3/01	at Lipscomb	3-3
12/17/01	at Mount St. Mary's	2-2
12/28/01	Samford+	4-4
12/29/01	Indiana+	2-2
1/17/02	UW-Green Bay	1-1
1/23/02	Loyola	2-2
2/9/02	Cleveland State	2-2
2/23/02	UIC	3-3
3/14/02	Bowling Green&	4-4
12/5/02	at Indiana State	8-8
12/7/02	at Evansville	6-6
12/10/02	Bradley	7-7
12/21/02	St. Louis	2-2
12/28/02	Texas-Pan American%	2-2
12/29/02	Western Kentucky%	5-5
12/30/02	at Hawaii%	2-2
1/4/03	at UIC***	3-3
1/11/03	Detroit	6-6
1/16/03	at Wright State	2-2
1/18/03	Youngstown State	1-2

*Horizon League Tournament, Dayton, Ohio.
#NCAA Tournament, Kansas City, Mo.
+Hoosier Classic, Indianapolis, Ind.
&NIT, Indianapolis, Ind.
%Rainbow Classic, Honolulu, Hawaii
***Broke previous NCAA Record of 73 consecutive free throws.

STREAK FACTS

Span of Streak: 24 months
Total Games in Streak: 57
Free Throws at Home: 31
Free Throws Away: 33
Free Throws at Neutral Sites: 21
Number of opponents: 22
Most free throws vs. one opponent: 11 vs. Detroit
Number of arenas: 11
Free Throws By Arena:
Hinkle Fieldhouse: 31
Stan Sheriff Center: 9
UIC Pavilion: 8
Hulman Center: 8
Conseco Fieldhouse: 6
Kemper Arena: 6
Roberts Stadium: 6
Nutter Center: 4
Lipscomb Arena: 3
Joseph J. Gentile Center: 2
Knott Arena: 2

A. J. Graves Fourth On NCAA All-Time Free Throw Streak List

Butler's A. J. Graves had a streak of 63 consecutive free throws made during the 2006-07 season. That streak ranks as the third-longest single season streak and fourth-longest all-time streak in NCAA Division I history. Graves began the 2006-07 campaign by hitting 91 of his first 92 free throw attempts!

1,000-Point Club



1. - 2,321, Chad Tucker, 1983-88

Year	G	FGM	FGA	PCT.	3FG	3FA	PCT.	FTM	FTA	PCT.	PTS.	AVG.
1983-84	28	157	252	.623	0	0	.000	61	79	.772	375	13.4
1984-85	29	240	464	.517	0	0	.000	93	113	.823	573	19.8
1985-86	28	235	414	.568	0	0	.000	139	167	.832	609	21.8
1986-87	4	29	61	.475	4	10	.400	28	38	.737	90	22.5
1987-88	28	251	502	.500	25	65	.385	147	169	.870	674	24.1
Career	117	912	1693	.539	29	75	.387	468	566	.827	2321	19.8

2. - 2,019, Darrin Fitzgerald, 1983-87

Year	G	FGM	FGA	PCT.	3FG	3FA	PCT.	FTM	FTA	PCT.	PTS.	AVG.
1983-84	28	162	316	.513	0	0	.000	53	68	.779	377	13.5
1984-85	29	195	403	.484	0	0	.000	65	76	.855	455	15.7
1985-86	28	194	435	.446	0	0	.000	65	78	.833	453	16.2
1986-87	28	250	568	.440	158	362	.437	76	98	.776	734	26.2
Career	113	801	1722	.465	158	362	.437	259	320	.809	2019	17.9

3. - 1,939, Matt Howard, 2007-11

Year	G	FGM	FGA	PCT.	3FG	3FA	PCT.	FTM	FTA	PCT.	PTS.	AVG.
2007-08	34	141	242	.583	0	0	.000	135	173	.780	417	12.3
2008-09	32	148	269	.550	2	9	.222	177	229	.773	475	14.8
2009-10	38	129	268	.481	3	11	.273	178	227	.784	439	11.6
2010-11	37	188	399	.471	53	133	.398	179	226	.792	608	16.4
Career	141	606	1178	.514	58	153	.379	669	855	.782	1939	13.8

4. - 1,807, A. J. Graves, 2004-08

Year	G	FGM	FGA	PCT.	3FG	3FA	PCT.	FTM	FTA	PCT.	PTS.	AVG.
2004-05	28	101	244	.414	42	123	.341	68	74	.919	312	11.1
2005-06	33	148	369	.401	68	183	.372	77	94	.819	441	13.4
2006-07	35	174	464	.375	98	277	.354	145	153	.948	591	16.9
2007-08	34	148	395	.375	95	281	.338	72	81	.889	463	13.6
Career	130	571	1472	.388	303	864	.351	362	402	.900	1807	13.9

5. - 1,798, Lynn Mitchem, 1979-83

Year	G	FGM	FGA	PCT.	3FG	3FA	PCT.	FTM	FTA	PCT.	PTS.	AVG.
1979-80	27	143	263	.544	0	0	.000	68	97	.701	354	13.1
1980-81	27	182	327	.557	0	0	.000	87	110	.791	451	16.7
1981-82	27	212	385	.551	0	0	.000	111	148	.750	535	19.8
1982-83	28	184	374	.492	0	0	.000	90	118	.763	458	16.4
Career	109	721	1349	.534	0	0	.000	356	473	.753	1798	16.5

6. - 1,744, Darin Archbold, 1988-92

Year	G	FGM	FGA	PCT.	3FG	3FA	PCT.	FTM	FTA	PCT.	PTS.	AVG.
1988-89	8	0	7	.000	0	0	.000	7	8	.875	7	0.9
1989-90	28	118	230	.513	19	42	.452	79	93	.849	334	11.9
1990-91	29	197	399	.494	52	113	.460	187	205	.912	633	21.8
1991-92	31	250	510	.490	81	172	.471	189	229	.825	770	24.8
Career	93	565	1146	.493	152	327	.465	462	535	.863	1744	18.8

7. - 1,733, Billy Shepherd, 1969-72

Year	G	FGM	FGA	PCT.	3FG	3FA	PCT.	FTM	FTA	PCT.	PTS.	AVG.
1969-70	26	287	652	.440	0	0	.000	150	200	.750	724	27.8
1970-71	26	226	579	.390	0	0	.000	171	222	.770	623	24.0
1971-72	20	151	382	.395	0	0	.000	84	107	.785	386	19.3
Career	66	664	1613	.412	0	0	.000	405	529	.766	1733	26.3

8. - 1,607, Jermaine Guice, 1990-94

Year	G	FGM	FGA	PCT.	3FG	3FA	PCT.	FTM	FTA	PCT.	PTS.	AVG.
1990-91	29	97	238	.408	51	138	.370	54	75	.720	299	10.3
1991-92	24	103	228	.452	42	116	.362	49	76	.645	297	12.4
1992-93	28	167	374	.447	43	140	.307	106	139	.763	483	17.3
1993-94	29	168	346	.486	38	102	.380	154	199	.774	528	18.2
Career	110	535	1186	.451	174	496	.351	363	489	.742	1607	14.6

9. - 1,543, Darren Fowlkes, 1985-89


Year	G	FGM	FGA	PCT.	3FG	3FA	PCT.	FTM	FTA	PCT.	PTS.	AVG.
1985-86	27	39	92	.424	0	0	.000	16	28	.571	94	3.5
1986-87	28	166	313	.530	0	1	.000	105	148	.710	437	15.6
1987-88	28	172	379	.454	20	51	.392	122	159	.767	486	17.4
1988-89	28	179	381	.470	15	49	.306	153	217	.705	526	18.8
Career	111	556	1165	.477	35	101	.347	396	552	.717	1543	13.9

10. - 1,531, Wayne Burris, 1973-77


Year	G	FGM	FGA	PCT.	3FG	3FA	PCT.	FTM	FTA	PCT.	PTS.	AVG.
1973-74	26	129	303	.426	0	0	.000	46	67	.686	304	11.7
1974-75	26	139	334	.416	0	0	.000	64	83	.771	342	13.2
1975-76	27	194	420	.461	0	0	.000	82	106	.773	470	17.4
1976-77	27	170	381	.446	0	0	.000	75	101	.742	415	15.3
Career	106	632	1438	.439	0	0	.000	267	357	.748	1531	14.4

11. - 1,527, Shelvin Mack, 2008-11


Year	G	FGM	FGA	PCT.	3FG	3FA	PCT.	FTM	FTA	PCT.	PTS.	AVG.
2008-09	32	122	312	.391	57	175	.326	81	107	.757	382	11.9
2009-10	38	192	423	.454	72	184	.391	80	109	.734	536	14.1
2010-11	38	201	493	.408	87	246	.354	120	156	.769	609	16.0
Career	108	515	1228	.419	216	605	.357	281	372	.755	1527	14.1



Chad Tucker, Butler's all-time leading scorer, shot better than 50% from the field in each full season he played.



Jermaine Guice helped lead Butler to NIT appearances in 1991 and 1992.



Jon Neuhouser led the Bulldogs in scoring for three straight seasons.



1,000-Point Club

12. - 1,485, Jon Neuhouser, 1994-98

Year	G	FGM	FGA	PCT.	3FG	3FA	PCT.	FTM	FTA	PCT.	PTS.	AVG.
1994-95	27	89	170	.524	0	0	.000	44	73	.603	222	8.2
1995-96	27	127	236	.538	11	26	.423	76	111	.685	341	12.6
1996-97	33	193	405	.477	40	105	.381	79	128	.617	505	15.3
1997-98	33	167	330	.506	35	87	.402	48	83	.578	417	12.6
Career	120	576	1141	.505	86	218	.394	247	395	.625	1485	12.4

13. - 1,439, Bobby Plump, 1954-58

Year	G	FGM	FGA	PCT.	3FG	3FA	PCT.	FTM	FTA	PCT.	PTS.	AVG.
1954-55	15	58	161	.358	0	0	.000	73	95	.768	189	12.6
1955-56	22	88	235	.375	0	0	.000	94	114	.825	270	12.3
1956-57	25	155	344	.451	0	0	.000	160	186	.860	470	18.8
1957-58	26	180	371	.485	0	0	.000	150	179	.838	510	19.6
Career	88	481	1111	.433	0	0	.000	477	574	.831	1439	16.4

14. - 1,400, Keith Greve, 1951-54, 1957-58

Year	G	FGM	FGA	PCT.	3FG	3FA	PCT.	FTM	FTA	PCT.	PTS.	AVG.
1951-52	24	80	229	.349	0	0	.000	55	81	.679	215	9.1
1952-53	23	147	404	.364	0	0	.000	100	134	.746	394	17.1
1953-54	25	161	459	.350	0	0	.000	105	146	.713	427	17.2
1957-58	26	140	309	.453	0	0	.000	84	106	.792	364	14.0
Career	98	528	1401	.376	0	0	.000	344	467	.737	1400	14.3

15. - 1,392, Jeff Blue, 1961-64

Year	G	FGM	FGA	PCT.	3FG	3FA	PCT.	FTM	FTA	PCT.	PTS.	AVG.
1961-62	28	165	327	.505	0	0	.000	117	190	.616	447	15.9
1962-63	26	163	316	.516	0	0	.000	135	203	.665	461	17.7
1963-64	26	173	343	.504	0	0	.000	138	228	.605	484	18.6
Career	80	501	986	.508	0	0	.000	390	621	.628	1392	17.4

16. - 1,388, Rylan Hainje, 1998-2002

Year	G	FGM	FGA	PCT.	3FG	3FA	PCT.	FTM	FTA	PCT.	PTS.	AVG.
1998-99	32	95	193	.492	1	10	.100	70	111	.631	261	8.2
1999-00	31	112	229	.489	6	12	.500	61	108	.565	291	9.4
2000-01	32	127	250	.508	21	51	.412	74	117	.632	349	10.9
2001-02	32	161	325	.495	44	109	.404	121	169	.716	487	15.2
Career	127	495	997	.496	72	182	.396	326	505	.646	1388	10.9

17-T. - 1,334, Thomas Jackson, 1998-2002

Year	G	FGM	FGA	PCT.	3FG	3FA	PCT.	FTM	FTA	PCT.	PTS.	AVG.
1998-99	32	59	156	.378	13	47	.277	70	98	.714	201	6.3
1999-00	31	103	249	.414	13	50	.260	63	79	.797	282	9.1
2000-01	32	126	295	.427	40	102	.392	123	160	.769	415	13.0
2001-02	32	160	340	.471	40	132	.303	76	102	.745	436	13.6
Career	127	448	1040	.431	106	331	.320	332	439	.756	1334	10.5

17-T. - 1,334, Tom Bowman, 1960-63

Year	G	FGM	FGA	PCT.	3FG	3FA	PCT.	FTM	FTA	PCT.	PTS.	AVG.
1960-61	26	173	346	.500	0	0	.000	46	72	.639	392	15.1
1961-62	28	218	459	.475	0	0	.000	79	102	.774	515	18.4
1962-63	26	183	394	.464	0	0	.000	61	72	.847	427	16.4
Career	80	574	1199	.479	0	0	.000	186	246	.756	1334	16.7

19. - 1,311, Ted Guzek, 1954-58

Year	G	FGM	FGA	PCT.	3FG	3FA	PCT.	FTM	FTA	PCT.	PTS.	AVG.
1954-55	24	55	142	.387	0	0	.000	49	87	.568	159	6.6
1955-56	22	127	285	.446	0	0	.000	116	167	.695	370	16.8
1956-57	25	189	426	.444	0	0	.000	153	210	.729	531	21.2
1957-58	21	89	164	.540	0	0	.000	73	103	.709	251	11.9
Career	92	460	1017	.452	0	0	.000	391	567	.690	1311	14.3

20. - 1,248, Ralph "Buckshot" O'Brien, 1946-50


Year	G	FGM	FGA	PCT.	3FG	3FA	PCT.	FTM	FTA	PCT.	PTS.	AVG.
1946-47	23	90			0	0	.000	33	51	.647	213	9.3
1947-48	21	104	290	.358	0	0	.000	43	59	.728	251	12.0
1948-49	23	151	368	.410	0	0	.000	62	79	.785	364	15.9
1949-50	23	167	445	.375	0	0	.000	86	108	.796	420	18.3
Career	90	512			0	0	.000	224	297	.754	1248	13.9

21. - 1,243, Gerry Williams, 1960-63


Year	G	FGM	FGA	PCT.	3FG	3FA	PCT.	FTM	FTA	PCT.	PTS.	AVG.
1960-61	26	164	404	.406	0	0	.000	102	137	.745	430	16.5
1961-62	28	183	415	.441	0	0	.000	81	115	.705	447	15.9
1962-63	26	148	359	.412	0	0	.000	70	92	.761	366	14.1
Career	80	495	1178	.420	0	0	.000	253	344	.735	1243	15.5

22. - 1,220, Tony Warren, 1979-83


Year	G	FGM	FGA	PCT.	3FG	3FA	PCT.	FTM	FTA	PCT.	PTS.	AVG.
1979-80	27	203	338	.601	0	0	.000	70	102	.686	476	17.6
1980-81	23	133	286	.465	0	0	.000	52	75	.693	318	13.8
1981-82	23	67	179	.374	0	0	.000	38	57	.667	172	7.5
1982-83	25	96	216	.444	0	0	.000	62	83	.747	254	10.2
Career	98	499	1019	.490	0	0	.000	222	317	.700	1220	12.4



Jeff Blue led the Bulldogs in rebounding for three straight seasons and finished his career as Butler's second all-time leading rebounder.




Thomas Jackson became the first player in Butler history to record 1,000 points and 500 assists.




Tim McRoberts is one of just four Butler players to average more than 20 points for a season since 1973.


1,000-Point Club



Chris Miskel became Butler's first basketball Academic All-American in 1995.



Tom Orner was the Indiana Collegiate Conference Player of the Year in 1978.



Joel Cornette stands sixth on Butler's all-time list for field goal shooting (.544).

23. - 1,208, Tim McRoberts, 1980-84

Year	G	FGM	FGA	PCT.	3FG	3FA	PCT.	FTM	FTA	PCT.	PTS.	AVG.
1980-81	27	61	140	.436	0	0	.000	20	43	.465	142	5.3
1981-82	21	39	91	.429	0	0	.000	8	20	.400	86	4.1
1982-83	28	147	294	.500	0	0	.000	72	104	.692	366	13.1
1983-84	28	228	466	.489	0	0	.000	158	216	.731	614	21.9
Career	104	475	991	.479	0	0	.000	258	383	.674	1208	11.6

24. - 1,170, Chris Miskel, 1992-96

Year	G	FGM	FGA	PCT.	3FG	3FA	PCT.	FTM	FTA	PCT.	PTS.	AVG.
1992-93	28	62	131	.473	6	20	.300	15	34	.441	145	5.2
1993-94	29	159	310	.513	13	40	.325	69	105	.657	400	13.8
1994-95	24	126	280	.450	22	70	.314	60	125	.480	334	13.9
1995-96	27	115	246	.467	8	30	.267	53	96	.552	291	10.8
Career	108	462	967	.478	49	160	.306	197	360	.547	1170	10.8

25. - 1,134, Tom Orner, 1975-79

Year	G	FGM	FGA	PCT.	3FG	3FA	PCT.	FTM	FTA	PCT.	PTS.	AVG.
1975-76	23	26	59	.440	0	0	.000	10	15	.666	62	2.6
1976-77	27	72	164	.439	0	0	.000	21	28	.750	165	6.1
1977-78	26	194	416	.466	0	0	.000	89	104	.856	477	18.4
1978-79	27	180	352	.511	0	0	.000	70	77	.909	430	15.9
Career	103	472	991	.476	0	0	.000	190	224	.848	1134	11.0

26. - 1,121, Brandon Miller, 2000-03

Year	G	FGM	FGA	PCT.	3FG	3FA	PCT.	FTM	FTA	PCT.	PTS.	AVG.
2000-01	32	106	272	.390	68	170	.400	93	115	.809	373	11.7
2001-02	32	103	271	.380	64	176	.364	84	103	.816	354	11.1
2002-03	33	122	278	.439	57	138	.413	93	114	.816	394	11.9
Career	97	331	821	.403	189	484	.390	270	332	.813	1121	11.6

27. - 1,117, Ken Pennington, 1957-60

Year	G	FGM	FGA	PCT.	3FG	3FA	PCT.	FTM	FTA	PCT.	PTS.	AVG.
1957-58	26	110	237	.464	0	0	.000	78	126	.619	298	11.4
1958-59	25	113	280	.404	0	0	.000	115	168	.684	341	13.7
1959-60	26	168	392	.429	0	0	.000	142	193	.736	478	18.4
Career	77	391	909	.430	0	0	.000	335	487	.688	1117	14.5

28. - 1,103, Dave Sanders, 1962-65

Year	G	FGM	FGA	PCT.	3FG	3FA	PCT.	FTM	FTA	PCT.	PTS.	AVG.
1961-62	23	68	145	.469	0	0	.000	31	41	.754	167	7.3
1963-64	26	168	377	.446	0	0	.000	64	87	.736	400	15.4
1964-65	26	228	483	.472	0	0	.000	80	107	.748	536	20.6
Career	75	464	1005	.462	0	0	.000	175	235	.745	1103	14.7

29. - 1,100, Joel Cornette, 1999-2003

Year	G	FGM	FGA	PCT.	3FG	3FA	PCT.	FTM	FTA	PCT.	PTS.	AVG.
1999-00	31	69	144	.479	0	0	.000	57	108	.528	195	6.3
2000-01	32	126	218	.578	0	0	.000	39	90	.422	290	9.1
2001-02	32	99	179	.553	0	0	.000	33	92	.359	231	7.2
2002-03	33	161	296	.544	0	1	.000	62	129	.481	384	11.6
Career	128	455	837	.544	0	1	.000	191	419	.456	1100	8.6

30. - 1,086, Avery Sheets, 2002-06

Year	G	FGM	FGA	PCT.	3FG	3FA	PCT.	FTM	FTA	PCT.	PTS.	AVG.
2002-03	33	59	137	.431	31	79	.392	18	25	.720	167	5.1
2003-04	30	123	282	.436	48	131	.366	37	42	.881	331	11.0
2004-05	28	99	240	.413	43	125	.344	30	37	.811	271	9.7
2005-06	33	114	260	.438	62	153	.405	27	31	.871	317	9.6
Career	124	395	919	.430	184	488	.377	112	135	.830	1086	8.8

31. - 1,028, Dave Bennett, 1968-71

Year	G	FGM	FGA	PCT.	3FG	3FA	PCT.	FTM	FTA	PCT.	PTS.	AVG.
1968-69	21	101	214	.472	0	0	.000	39	62	.629	241	11.5
1969-70	26	169	333	.508	0	0	.000	89	144	.618	427	16.4
1970-71	22	149	282	.528	0	0	.000	62	95	.653	360	16.4
Career	69	419	829	.505	0	0	.000	190	301	.631	1028	14.9

32. - 1,023, J. P. Brens, 1989-93

Year	G	FGM	FGA	PCT.	3FG	3FA	PCT.	FTM	FTA	PCT.	PTS.	AVG.
1989-90	28	103	198	.520	0	0	.000	101	144	.701	307	11.0
1990-91	29	111	230	.483	0	1	.000	111	163	.681	333	11.5
1991-92	31	99	171	.579	0	0	.000	95	163	.583	293	9.5
1992-93	13	32	68	.471	0	1	.000	26	49	.531	90	6.9
Career	101	345	667	.517	0	2	.000	333	519	.642	1023	10.1

33. - 1,018, Bruce Horan, 2002-06

Year	G	FGM	FGA	PCT.	3FG	3FA	PCT.	FTM	FTA	PCT.	PTS.	AVG.
2002-03	31	21	54	.389	21	51	.412	2	4	.500	65	2.1
2003-04	30	101	258	.391	96	242	.397	20	24	.833	318	10.6
2004-05	28	88	211	.417	84	205	.410	14	18	.778	274	9.8
2005-06	33	116	285	.407	113	275	.411	16	17	.941	361	10.9
Career	122	326	808	.403	314	773	.406	52	63	.825	1018	8.3




Individual Honors

BUTLER MVP'S

- 1946-47 Charles Maas
- 1947-48 James Doyle
- 1948-49 "Buckshot" O'Brien
- 1949-50 "Buckshot" O'Brien
- 1950-51 Orvis Burdsall
- 1951-52 Orvis Burdsall
- 1952-53 Keith Greve
- 1953-54 Jim Crosley
- 1954-55 Don Holloway
- 1955-56 Dave Scheetz
- 1956-57 Bobby Plump
- 1957-58 Bobby Plump
- 1958-59 Bill Scott
- 1959-60 Ken Pennington
- 1960-61 Gerry Williams
- 1961-62 Tom Bowman
- 1962-63 Jeff Blue
- 1963-64 Jeff Blue
- 1964-65 Dave Sanders
- 1965-66 Larry Shade
- 1966-67 Doug Wininger
- 1967-68 Doug Wininger
- 1968-69 Steve Norris
- 1969-70 Steve Norris
- 1970-71 Oscar Evans
- 1971-72 Bill Shepherd
- 1972-73 Bill Shepherd
- 1972-73 Clarence Crain
- 1973-74 Daryl Mason
- 1974-75 John Dunn
- 1975-76 Wayne Burris
- 1976-77 Barry Collier
- 1977-78 Wayne Burris
- 1977-78 Tom Orner
- 1978-79 Tom Orner
- 1979-80 Gary Raker
- 1979-80 Tony Warren
- 1980-81 Lynn Mitchem
- 1981-82 Lynn Mitchem
- 1982-83 Lynn Mitchem
- 1983-84 Tim McRoberts
- 1984-85 Mike Burt
- 1985-86 Chad Tucker
- 1986-87 Chad Tucker
- 1987-88 Darrin Fitzgerald
- 1987-88 Chad Tucker
- 1988-89 Darren Fowlkes
- 1989-90 Rodney Haywood
- 1990-91 Darin Archbold
- 1991-92 Darin Archbold
- 1992-93 Jermaine Guice
- 1993-94 Jermaine Guice
- 1994-95 Travis Trice
- 1995-96 Chris Miskel
- 1996-97 Jon Neuhouser
- 1997-98 Matthew Graves
- 1998-99 Mike Marshall
- 1999-00 Mike Marshall
- 2000-01 LaVall Jordan
- 2001-02 Thomas Jackson
- 2002-03 Brandon Miller
- 2002-03 Joel Cornette
- 2003-04 Mike Monserez
- 2004-05 Brandon Polk
- 2005-06 Brandon Polk
- 2006-07 Brandon Crone
- 2007-08 Mike Green
- 2007-08 A. J. Graves
- 2008-12 None chosen

Butler All-Americans



Bob Dietz was named captain of the College All-Star team in 1941, the same year that he earned All-America honors. Dietz later served as an assistant men's basketball coach at Butler for 20 years.

- 1923-24 (Helms)**
Hugh "Wally" Middlesworth
- 1933-34 (Helms)**
Frank Baird
- 1939-40 (Madison Square Garden)**
Jerry Steiner
- 1940-41**
Bob Dietz
- 1949-50 (Look Magazine)**
Ralph "Buckshot" O'Brien
Jimmy Doyle
- 1956-57 (Helms)**
Ted Guzek
- 1970-71 (Sport Magazine)**
Billy Shepherd
- 1984-85 (A.P. Honorable Mention)**
Chad Tucker
- 2006-07 (A.P. Honorable Mention)**
A. J. Graves
- 2007-08 (A.P. Honorable Mention)**
Mike Green
- 2008-09 (A.P. Honorable Mention)**
Matt Howard

HILTON U. BROWN/MENTAL ATTITUDE AWARD

- | | |
|------------------------|------------------------|
| 1956-57 Mark Peterman | 1993-94 Danny Allen |
| 1957-58 Keith Greve | 1994-95 Marcel Kon |
| 1958-59 Bill Scott | 1995-96 Jason McKenzie |
| 1959-60 Orville Bose | 1996-97 Chad Cantor |
| 1960-61 Larry Ramey | 1997-98 Mike Marshall |
| 1961-62 Dick Haslam | 1998-99 Andy Hirschy |
| 1962-63 Tom Bowman | 1999-00 Andrew Graves |
| 1963-64 Gregg Ferrin | 2000-01 Thomas Jackson |
| 1964-65 Ron Iwema | 2001-02 Joel Cornette |
| 1965-66 Larry Shade | 2002-03 Rob Walls |
| 1966-67 Jim Hohit | 2003-04 Ryan Reynolds |
| 1967-68 John Nell | 2004-05 Brian Ligon |
| 1968-69 Garry Hoyt | 2005-06 Marcus Nellems |
| 1969-70 Steve Norris | 2006-07 Marcus Nellems |
| 1970-71 Dave Bennett | 2007-08 Drew Streicher |
| 1971-72 Oscar Evans | Julian Betko |
| 1972-73 Clarence Crain | Pete Campbell |
| 1973-74 Marty Monserez | 2008-12 None chosen |
| 1974-75 Carl Lile | |
| 1975-76 Bill Lynch | |
| 1976-77 Bill Lynch | |
| 1977-78 Don McGlocklin | |
| 1978-79 Doug Mitchell | |
| 1979-80 Frank Thomas | |
| 1980-81 Steve Hutson | |
| 1981-82 Claude Davis | |
| 1982-83 Claude Davis | |
| 1983-84 Tim McRoberts | |
| 1984-85 Tim Haseley | |
| 1985-86 Mark Beam | |
| 1986-87 Mike Harper | |
| 1987-88 Jody Littrell | |
| 1988-89 Jody Littrell | |
| 1989-90 Rick Donovan | |
| 1990-91 John Shoup | |
| 1991-92 Wade Gault | |
| 1992-93 J. P. Brens | |

Cecil N. Coleman Medal of Honor

Each year the Horizon League presents the Cecil N. Coleman Medal of Honor to one male and female student-athlete who best demonstrates outstanding achievement in academics, athletics and extra curricular activities. Four former Butler basketball players have earned the prestigious conference honor:

- 1989-90 Jody Littrell
- 1995-96 Chris Miskel
- 1997-98 Jon Neuhouser
- 2002-03 Brandon Miller
- 2007-08 A. J. Graves
- 2010-11 Matt Howard

ACADEMIC HONORS

Academic All-America

- 2011-12 Ronald Nored (2nd team)
 - 2010-11 Matt Howard (1st team)*
 - 2009-10 Matt Howard (1st team)
 - Gordon Hayward (3rd team)
 - 2008-09 Matt Howard (2nd team)
 - 2007-08 A. J. Graves (2nd team)
 - Drew Streicher (3rd team)
 - 2006-07 A. J. Graves (1st team)
 - 1994-95 Chris Miskel (3rd team)
- *Academic All-American of the Year.

Academic All-District V

- 2011-12 Ronald Nored
- 2010-11 Matt Howard
- 2009-10 Matt Howard
- Gordon Hayward
- 2008-09 Matt Howard
- 2007-08 A. J. Graves
- Drew Streicher
- 2006-07 A. J. Graves
- Drew Streicher
- 2002-03 Brandon Miller
- 2001-02 Brandon Miller
- 1998-99 Andy Hirschy
- 1997-98 Matthew Graves
- 1995-96 Chris Miskel
- 1994-95 Chris Miskel
- 1993-94 Chris Miskel
- 1990-91 John Karaffa
- 1988-89 Jody Littrell
- 1987-88 Jody Littrell

NCAA Post-Graduate Scholarship Winners

- 1991 John Karaffa
- 1977 Wayne Burris

Horizon League Academic All-Conference

- 2011 Matt Howard
- Ronald Nored
- Zach Hahn
- 2010 Matt Howard
- Gordon Hayward
- Zach Hahn
- 2009 Matt Howard
- Zach Hahn
- 2008 A. J. Graves
- Drew Streicher
- Julian Betko
- 2007 A. J. Graves
- Julian Betko
- Drew Streicher
- 2006 A. J. Graves
- Julian Betko
- Drew Streicher
- 2005 Drew Streicher
- Andy Grunst
- 2003 Brandon Miller
- Mike Monserez
- Brandon Miller
- Brandon Miller
- 2002 Andrew Graves
- 2001 Andrew Graves
- 2000 Andrew Graves
- 1999 Andy Hirschy
- 1998 Matthew Graves
- Andy Hirschy
- 1996 Chris Miskel
- 1995 Chris Miskel
- 1994 Chris Miskel
- 1991 John Karaffa
- 1982 Claude Davis
- Tim McRoberts
- 1981 Claude Davis

Individual Honors



BUTLER'S LEAGUE LEADERS

Midwestern Collegiate Conference/Horizon League leaders, unless otherwise noted

SCORING

1986-87 Darrin Fitzgerald 26.2

Indiana Collegiate Conference

1977-78 Tom Orner 20.8
1970-71 Bill Shepherd 25.1
1955-56 Ted Guzek 20.5
1952-53 Keith Greve 20.3

REBOUNDING

Indiana Collegiate Conference

1972-73 Daryl Mason 15.8
1971-72 Daryl Mason 14.3

ASSISTS

2007-08 Mike Green 5.06
1996-97 Jeff Rogers 5.2
1990-91 Tim Bowen 5.9

ASSIST/TURNOVER RATIO

2011-12 Ronald Nored 1.9
2005-06 Avery Sheets 2.72
2004-05 Avery Sheets 2.33
2000-01 Thomas Jackson 1.71
1999-00 Thomas Jackson 1.96

FIELD GOAL PERCENTAGE

2008-09 Matt Howard .550
2005-06 Brandon Polk .576
2004-05 Brandon Polk .589
2002-03 Duane Lightfoot .657
1998-99 Mike Marshall .563
1997-98 Rolf van Rijn .604
1986-87 Darren Fowlkes .530
1983-84 Chad Tucker .624
1982-83 Greg Jones .654

THREE-POINT FIELD GOALS

2007-08 Pete Campbell 3.29
2005-06 Bruce Horan 3.42

THREE-POINT FIELD GOAL PCT.

2006-07 Pete Campbell .519
2004-05 Bruce Horan .410
1999-00 Darnell Archey .455
1988-89 Jody Littrell .510

FREE THROW PERCENTAGE

2006-07 A. J. Graves .948
2004-05 A. J. Graves .919
2003-04 Mike Monserez .864
2002-03 Darnell Archey .973
1999-00 Andrew Graves .908
1997-98 Matthew Graves .868
1995-96 Matthew Graves .842
1994-95 Marcus Cowart .840
1993-94 Jermaine Guice .774
1990-91 Darin Archbold .912
1985-86 Chad Tucker .832

BLOCKED SHOTS

2005-06 Brandon Polk 1.5
1997-98 Rolf van Rijn 1.9
1996-97 Rolf van Rijn 1.9
1995-96 Rolf van Rijn 1.8

STEALS

2001-02 Thomas Jackson 2.3
2000-01 Thomas Jackson 1.5
1983-84 Darrin Fitzgerald 2.1

BUTLER ALL-CONFERENCE PLAYERS

Missouri Valley Conference

1932-33 Frank Baird (1st), Bert Davis (1st), Cy Proffit (2nd)
1933-34 Frank Baird (1st), Bert Davis (1st), Roscoe Batts (2nd), Gene Demmayr (2nd)

Mid-American Conference

1947-47 "Buckshot" O'Brien
1947-48 "Buckshot" O'Brien (1st)
1948-49 "Buckshot" O'Brien (1st), Jim Doyle (2nd)
1949-50 "Buckshot" O'Brien (1st), Jim Doyle (1st)

Indiana Collegiate Conference

1950-51 Orvis Burdsall (1st)
1951-52 Jim Crosley (1st), Orvis Burdsall (2nd), Keith Greve (2nd), Ray Stewart (HM), Charles Englerth (HM)
1952-53 Keith Greve (1st), Jim Crosley (HM)
1953-54 Keith Greve (1st), Jim Crosley (1st)
1954-55 Bob Plump (HM), Wally Cox (HM), Dave Sheetz (HM)
1955-56 Ted Guzek (1st), Bob Plump (HM), Dave Sheetz (HM)
1956-57 Ted Guzek (1st), Bob Plump (1st)
1957-58 Keith Greve (1st), Bob Plump (1st), Wally Cox (HM), Ted Guzek (HM)
1958-59 Bill Scott (1st), Ken Pennington (1st)
1959-60 Orville Bose (1st), Ken Pennington (1st), Jim Barrick (2nd)
1960-61 Tom Bowman (1st), Gerry Williams (1st), Dick Haslam (HM), Don Wilson (HM)
1961-62 Tom Bowman (1st), Gerry Williams (1st), Jeff Blue (1st), Dick Haslam (HM)
1962-63 Jeff Blue (1st), Gerry Williams (2nd), Tom Bowman (2nd)
1963-64 Jeff Blue (1st)
1964-65 Dave Sanders (1st), Ron Iwema (HM)
1965-66 Ed Schilling (1st), Larry Shade (HM)
1966-67 Ed Schilling (2nd), Gene Milner (HM)
1967-68 Doug Wininger (1st), Bill Mauck (HM), John Nell (HM)
1968-69 Steve Norris (1st), Garry Hoyt (1st)
1969-70 Billy Shepherd (1st), Steve Norris (1st), Dave Bennett (2nd)
1970-71 Oscar Evans (1st), Dave Bennett (1st), Billy Shepherd (2nd)
1971-72 Oscar Evans (1st), Billy Shepherd (2nd), Daryl Mason (HM)
1972-73 Daryl Mason (1st), Clarence Crain (2nd), Kent Ehret (2nd)
1973-74 Daryl Mason (1st), Jeff Williams (2nd), Marty Monserez (2nd)
1974-75 John Dunn (1st)
1975-76 Wayne Burris (1st), Barry Collier (1st), Billy Lynch (2nd)
1976-77 Wayne Burris (1st), John Dunn (2nd)
1977-78 Tom Orner (1st), Doug Mitchell (1st), Don McGlocklin (2nd), Jeff Fehn (2nd)

Midwestern Collegiate Conference/Horizon League

1979-80 Tony Warren (1st)
1980-81 Lynn Mitchem (2nd)
1981-82 Lynn Mitchem (1st AP, 2nd UPI)
1982-83 Lynn Mitchem (1st AP, UPI), Tim McRoberts (2nd UPI)
1983-84 Tim McRoberts (1st AP, UPI)
1984-85 Chad Tucker (1st AP, UPI)
1985-86 Chad Tucker (1st AP, UPI)
1986-87 Darrin Fitzgerald (1st), Darren Fowlkes (2nd)
1987-88 Chad Tucker (1st), Darren Fowlkes (2nd)
1988-89 Darren Fowlkes (1st)
1990-91 Darin Archbold (1st)
1991-92 Darin Archbold (1st)
1992-93 Jermaine Guice (2nd)
1993-94 Jermaine Guice (1st), John Taylor (2nd)
1995-96 Jon Neuhouser (1st)
1996-97 Jon Neuhouser (1st), Kelsey Wilson (2nd)
1998-99 Mike Marshall (1st)
1999-00 Mike Marshall (2nd), LaVall Jordan (2nd)
2000-01 Thomas Jackson (1st), LaVall Jordan (2nd)
2001-02 Thomas Jackson (1st), Rylan Hainje (1st)
2002-03 Joel Cornette (2nd), Brandon Miller (2nd)
2003-04 Mike Monserez (2nd)
2004-05 Brandon Polk (2nd)
2005-06 Brandon Polk (1st)
2006-07 A. J. Graves (1st), Mike Green (2nd)
2007-08 Mike Green (1st), A. J. Graves (1st), Matt Howard (2nd)
2008-09 Matt Howard (1st), Gordon Hayward (1st)
2009-10 Matt Howard (1st), Gordon Hayward (1st), Shelvin Mack (1st)
2010-11 Matt Howard (1st), Shelvin Mack (2nd)
2011-12 Ronald Nored (2nd)

MCC/Horizon League All-Freshman/Newcomer Team

1979-80 Tony Warren, Lynn Mitchem
1983-84 Chad Tucker, Darrin Fitzgerald
1985-86 Darren Fowlkes
1989-90 J. P. Brens
1990-91 Jermaine Guice
1991-92 Katara Reilford
1993-94 Travis Trice
1997-98 Otis Frazier
1998-99 Rylan Hainje
2000-01 Brandon Miller
2004-05 Brandon Polk
2006-07 Mike Green (Newcomer of the Year), Pete Campbell
2007-08 Matt Howard (Newcomer of the Year)
2008-09 Gordon Hayward (Newcomer of the Year), Shelvin Mack
2011-12 Roosevelt Jones

MCC/Horizon League All-Defensive Team

1995-96 Jason McKenzie
1996-97 Rolf van Rijn
1997-98 Rolf van Rijn
1998-99 Mike Marshall
1999-00 Mike Marshall
2000-01 Thomas Jackson, Joel Cornette, Rylan Hainje
2001-02 Thomas Jackson, Joel Cornette, Rylan Hainje
2002-03 Joel Cornette, Brandon Miller
2007-08 Mike Green, Drew Streicher
2008-09 Matt Howard
2009-10 Ronald Nored (Co-Defensive Player of the Year), Willie Veasley
2010-11 Matt Howard, Ronald Nored
2011-12 Ronald Nored (Defensive Player of the Year)

Key:

1st -- First Team; 2nd -- Second Team; HM -- Honorable Mention; AP -- Associated Press team; UPI -- United Press International team.

COACH/PLAYER OF THE YEAR

MCC/Horizon League "Coach of the Year"

1984 Joe Sexson
1991 Barry Collier
1997 Barry Collier
1999 Barry Collier
2000 Barry Collier
2001 Thad Matta
2006 Todd Lickliter
2007 Todd Lickliter
2009 Brad Stevens
2010 Brad Stevens

MCC/Horizon League "Player of the Year"

1991 Darin Archbold
1997 Jon Neuhouser
2002 Rylan Hainje
2006 Brandon Polk
2008 Mike Green
2009 Matt Howard
2010 Gordon Hayward

ICC "Coach of the Year"

1956 Tony Hinkle
1961 Tony Hinkle
1962 Tony Hinkle
1973 George Theofanis
1977 George Theofanis
1978 Joe Sexson

ICC "Player of the Year"

1962 Tom Bowman
1977 Wayne Burris
1978 Tom Orner

MAC M.V.P.

1949 Ralph "Buckshot" O'Brien



Individual Honors

NABC National Coach of the Year



Butler men's basketball coach **Todd Lickliter** was selected as the 2007 Division I Coach of the Year by the National Association of Basketball Coaches (NABC). He received his award on April 1, 2007 at the AT & T/NABC Awards Show at the Sydney Marcus Auditorium in Atlanta, Ga., during Final Four weekend.

Lickliter guided the Bulldogs to a school and Horizon League record 29 victories in 2006-07. He led Butler to a regular season co-championship in the Horizon League and then took the Bulldogs to the Sweet 16 of the 2007 NCAA Men's Basketball Championship. Butler defeated Old Dominion in the first round of the tournament and then beat #18 Maryland in the second round, before falling to eventual national

champion Florida in the Sweet 16.

Butler was picked sixth in the Horizon League's preseason poll, but the Bulldogs wasted little time proving the predictors wrong. Lickliter's club opened the season with a 40-point win at Tulane and then captured the Midwest Region title of the NIT Season Tip-Off with back-to-back victories over Notre Dame and Indiana. The Bulldogs continued to roll in New York, defeating #22 Tennessee and #23 Gonzaga to capture the NIT Season Tip-Off title.

Lickliter led the Bulldogs to 10 straight wins to open the season, including a victory over Purdue in the Wooden Tradition. The 10 wins matched the second-fastest start in school history and the fifth-longest winning streak in school annals. Butler cracked the "Top 25" on Nov. 27 and the Bulldogs were nationally-ranked for a school and league record 16 consecutive weeks (broken in 2007-08). Lickliter's club became the first team in Horizon League history to break into the nation's "Top 10" on Feb. 5!

The 2006-07 Bulldogs became the first team in league history to record 20 wins before February and the first Horizon League team to win 26 regular season games. Butler had three wins over teams that were ranked in the "Top 25" and eight victories over squads that advanced to the NCAA Tournament.

Lickliter became the first Butler basketball coach to be selected for the NABC's highest award. He's also become the first coach in Horizon League history to be honored by the national coaches organization.

Butler Athletic Hall of Fame

Men's basketball players/coaches in the Butler Athletic Hall of Fame:

- | | |
|-------------------------------------|--------------------------------------|
| George Cullen Thomas (Charter) | Tom Bowman (1998) |
| Orville J. Hooker (Charter) | Pat Page (1999) |
| Hugh "Wally" Middlesworth (Charter) | Marvin Wood (1999) |
| Haldane Griggs (Charter) | Keith Greve (1999) |
| Robert Keach (Charter) | Dick Haslam (1999) |
| Archie Chadd (Charter) | Larry Shook (1999) |
| Frank White (Charter) | Dana Chandler (2000) |
| Oral Hildebrand (Charter) | Orvis Burdsall (2000) |
| Wilbur Schumacher (Charter) | Wally Cox (2000) |
| Paul D. "Tony" Hinkle (1992) | Bill Lynch (2000) |
| Robert Blessing (1992) | William L. Shepherd (2001) |
| Robert Nipper (1992) | Stephen K. Norris (2001) |
| David Konold (1992) | Billy L. Shepherd (2001) |
| Frank Baird (1992) | Wayne Burris (2002) |
| Frank "Pop" Hedden (1993) | David Sanders (2002) |
| Jerry Steiner (1993) | Ed Schilling (2002) |
| Robert E. Deitz (1993) | Daryl Mason (2003) |
| Charles F. Maas (1993) | James Petty (2003) |
| James B. Doyle (1993) | 1923-24 Men's Basketball Team (2003) |
| Ralph "Buckshot" O'Brien (1994) | 1928-29 Men's Basketball Team (2003) |
| Bobby Plump (1994) | Clarence Crain (2004) |
| Herb Schwomeyer (1994) | John Dunn (2004) |
| Jake Caskey (1995) | Larry Shade (2004) |
| James "Speed" Allen (1995) | Marly Monserez (2005) |
| Elwood "Woody" Norris (1995) | 1948-49 Men's Basketball Team (2005) |
| Bill Hardy (1995) | Barry Collier (2006) |
| Ken Freeman (1996) | Tom Orner (2006) |
| Gerald A. Williams (1996) | Lynn Mitchem (2006) |
| Scott Armstrong (1997) | Darrin Fitzgerald (2007) |
| John Barrowcliff (1997) | Chad Tucker (2007) |
| Ken Pennington (1997) | 1961-62 Men's Basketball Team (2007) |
| Jeff Blue (1997) | Darin Archbold (2008) |
| Jack Krebs (1997) | Jon Neuhouser (2009) |
| Jim Rosenstihl (1998) | Jermaine Guice (2011) |
| Bill Scott (1998) | |

SPECIAL AWARDS

NCAA Elite 88 Award

(Presented at each of the NCAA's 88 championships to the competing student-athlete with the highest cumulative grade point average.)

- | | |
|------------------|------------------|
| 2010 Matt Howard | 2011 Matt Howard |
|------------------|------------------|

Chip Hilton Award

(Presented by Chip Hilton Sports and the Naismith Hall of Fame to a NCAA Division I men's basketball player for demonstrating outstanding character, leadership, integrity, humility, sportsmanship and talent.)

- | | |
|---------------------|-----------------|
| 2003 Brandon Miller | 2008 Mike Green |
|---------------------|-----------------|

Frances Pomeroy Naismith Award

(Presented to the nation's outstanding senior player, who stands 6-0 and under, and has excelled in both athletics and academics.)


- | |
|-----------------|
| 2008 Mike Green |
|-----------------|

NABC College All-Star Game

- | |
|-----------------|
| 2008 Mike Green |
|-----------------|

Collegiate Three-Point Championship

- | | |
|--------------------------------|-------------------|
| 2003 Darnell Archey (Champion) | 2008 A. J. Graves |
| 2006 Bruce Horan | |



Butler teammates Darnell Archey (left) and Brandon Miller were busy on Final Four weekend in 2003. Archey competed in and won the Collegiate Three-Point Shootout in New Orleans, while Miller was presented the Chip Hilton Award at the Hall of Fame brunch.

All-Time Butler Teams

Team of the Sesquicentennial

(2005-06 - Chosen by a committee of coaches, media, alumni & staff)

- | | |
|-------------------------------|------------------------|
| Bob Dietz, '34 | Darrin Fitzgerald, '87 |
| Ralph "Buckshot" O'Brien, '50 | Chad Tucker, '88 |
| Bobby Plump, '58 | Darin Archbold, '92 |
| Tom Bowman, '63 | Mike Marshall, '00 |
| Jeff Blue, '64 | Thomas Jackson, '02 |
| Billy Shepherd, Jr., '72 | Joel Cornette, '03 |
| Daryl Mason, '74 | Brandon Miller, '03 |
| Lynn Mitchem, '83 | |

All-Century Team


(1997-98 - Chosen by a fan vote)

- | | |
|-------------------------------|--------------------------|
| Bob Dietz, '34 | Jeff Blue, '64 |
| Ralph "Buckshot" O'Brien, '50 | Billy Shepherd, Jr., '72 |
| Bobby Plump, '58 | Darin Fitzgerald, '87 |
| Ted Guzek, '58 | Chad Tucker, '88 |
| Tom Bowman, '63 | Darin Archbold, '92 |

Coaching Records



Paul D. "Tony" Hinkle (1898-1992)



Paul D. "Tony" Hinkle was the man who molded Butler University's athletic tradition. He served Butler for nearly half a century as a teacher, coach and athletic administrator, and then continued to stay active at the university following his retirement in 1970, filling the position of special assistant to the president.

The legendary coach came to Butler in 1921 and, except for a brief interruption in the early 1940's when he served as a naval officer, he remained with the university until his death in September, 1992. Among his many accomplishments was a basketball national championship in 1929. He led Butler to its first NIT berth in 1958 and to its first NCAA Tournament berth in 1962. In 1966, the Butler Fieldhouse was renamed Hinkle Fieldhouse in his honor. He coached in the East-West College All-Star game, the Indiana-Kentucky College All-Star game, and in the first game between the United States all-star team and the Soviet Union all-stars. While serving in the navy in 1943, he coached the Great Lakes team to a memorable upset of previously unbeaten Notre Dame.

During his time at Butler, Hinkle coached the school's football, basketball and baseball teams to over 1,000 victories, placing him among the nation's all-time winningest collegiate coaches and earning him a reputation as one of the nation's top three-sport coaches of all-time. His 560 career basketball wins rank him among the NCAA's "Top 40" all-time winningest basketball coaches, and his 41 years of coaching service rank fifth on the NCAA's all-time list behind Phog Allen of Kansas, Jim Phelan of Mount St. Mary's, Ed Diddle of Western Kentucky and Ray Meyer of DePaul.


Hinkle, born Dec. 19, 1898, was a member of the James Naismith Basketball Hall of Fame, the Helms Foundation Football and Basketball Halls of Fame, the Indiana Basketball Hall of Fame and the NACDA Hall of Fame. He was a president of the National Collegiate Basketball Coaches Association, and in 1962, he received the NCBCA's top award for his contributions to the game. He was also voted a special citation from the Football Writers Association of America for his work in college football.

Tony Hinkle's Butler Coaching Record

	Years	Won	Lost	Tied	Pct.
Football	1926, 35-41, 46-69	165	99	13	.619
Basketball	1926-42, 45-70	560	392	0	.588
Baseball	1921-28, 33-41, 46-70	335	309	5	.520
Totals		1060	800	18	.569

Did You Know?


Paul D. "Tony" Hinkle is the man who originated the orange colored basketball. Until the late 1950's, basketballs were dark brown, but Hinkle wanted a ball that could be better seen by players and fans. He worked with The Spalding Company to come up with a new ball, which was tested at the 1958 NCAA Finals in Louisville. The NCAA was impressed and the new orange ball was adopted.



Paul D. "Tony" Hinkle
1926-42, 1945-70



George Theofanis
1970-77



Joe Sexson
1977-89

BUTLER COACHING RECORDS

Years	Coach	Seasons	Won	Lost	Pct.
1896-97	Unknown	1	1	0	1.000
1897-99	James Zink	2	2	5	.286
1899-1903	Walter Kelly	4	6	8	.429
1903-04	Ralph Jones	1	2	2	.500
1904-06	Wingard	2	7	3	.700
1906-07	Art Guedel	1	2	4	.333
1907-08	John McKay	1	4	4	.500
1908-09	Joe McCrea				
	John McKay	1	5	2	.714
1909-10	Walter Gipe	1	3	4	.429
1910-12	Bill Diddle	2	10	12	.455
1912-13, 1914-18	G. Cullen Thomas	5	16	28	.364
1918-19	Joe Mullane	1	1	9	.100
1919-20	F. E. Ellis	1	2	4	.333
1920-26	Harlan O. Page	6	103	30	.774
1926-42, 1945-70	Paul D. "Tony" Hinkle	41	560	392	.588
1942-43, 1944-45	Frank Hedden	2	18	15	.545
1970-77	George Theofanis	7	79	105	.429
1977-89	Joe Sexson	12	143	188	.432
1989-2000	Barry Collier	11	196	132	.598
2000-01	Thad Matta	1	24	8	.750
2001-07	Todd Lickliter	6	131	61	.682
2007-	Brad Stevens	5	139	40	.777
1896-2011		114	1454	1062	.578



Barry Collier
1989-2000



Thad Matta
2000-2001



Todd Lickliter
2001-07

Miscellaneous Coaching Records

Wins 560 "Tony" Hinkle 1926-42, 45-70	Games 952 "Tony" Hinkle 1926-42, 45-70
Winning Percentage (5 Seasons) .762 "Pat" Page 1920-26	Winning Seasons 28 "Tony" Hinkle 1926-42, 45-70
Seasons 41 "Tony" Hinkle 1926-42, 45-70	20-Win Seasons 5 Barry Collier, Brad Stevens




Post-Season

NCAA

2010-11 - National Finalist




2010-11 NCAA Tournament
 Second Round, Washington, D.C., 3/17/11
 Butler 60, Old Dominion 58
 Third Round, Washington, D.C., 3/19/11
 Butler 71, #4 Pittsburgh 70
 Sweet 16, New Orleans, La., 3/24/11
 Butler 61, #16 Wisconsin 54
 Elite Eight, New Orleans, La., 3/26/11
 Butler 74, #15 Florida 71 (OT)
 Final Four, Houston, Texas
 National Semifinals, 4/2/11
 Butler 70, VCU 62
 National Championship Game, 4/4/11
 #9 Connecticut 53, Butler 41



2010-11 Bulldogs, seated left to right: Chrisawn Hopkins, Ronald Nored, Alex Anglin, Zach Hahn, Matt Howard, Shawn Vanzant, Grant Leiendecker and Shelvin Mack. Middle row: Eli Boyer (Mgr.), Ryan Galloy (Head Athletic Trainer), Darnell Archey (Coordinator of Basketball Operations), Asst. Coach Matthew Graves, Head Coach Brad Stevens, Asst. Coach Terry Johnson, Asst. Coach Micah Shrewsberry, Jim Peal (Strength Coach), and Mason Dettmer (Mgr.). Back row: Ryan McLaughlin (Mgr.), Garrett Butcher, Eric Fromm, Andrew Smith, Emerson Kampen, Kyle Marshall, Chase Stigall and Scott Schmelzer (Mgr.).



2009-10 - National Finalist



2009-10 NCAA Tournament
 First Round, San Jose, Calif., 3/18/10
 #11 Butler 77, #25 UTEP 59
 Second Round, San Jose, Calif., 3/20/10
 #11 Butler 54, Murray State 52
 Sweet 16, Salt Lake City, Utah, 3/25/10
 #11 Butler 63, #4 Syracuse 59
 Elite Eight, Salt Lake City, Utah, 3/27/10
 #11 Butler 63, #7 Kansas State 56
 Final Four, Indianapolis, Ind.
 National Semifinals, 4/3/10
 #11 Butler 52, #13 Michigan State 50
 National Championship Game, 4/5/10
 #3 Duke 61, #11 Butler 59


2009-10 Bulldogs, seated left to right: Chase Stigall, Shelvin Mack, Nick Rodgers, Willie Veasley, Avery Jukes, Zach Hahn, Shawn Vanzant and Ronald Nored. Middle row: Ryan McLaughlin (Mgr.), Darnell Archey (Coordinator of Basketball Operations), Asst. Coach Micah Shrewsberry, Asst. Coach Matthew Graves, Head Coach Brad Stevens, Asst. Coach Terry Johnson, Jim Peal (Strength Coach), Ryan Galloy (Head Athletic Trainer) and Erick Brown (Mgr.). Back row: Scott Schmelzer (Mgr.), Grant Leiendecker, Alex Anglin, Emerson Kampen, Andrew Smith, Gordon Hayward, Matt Howard, Garrett Butcher and Eli Boyer (Mgr.).

Post-Season



NCAA

2008-09




2008-09 Bulldogs, seated left to right: Ronald Nored, Shawn Vanzant, Shelvin Mack, Chase Stigall, Alex Anglin, Grant Leiendecker, Willie Veasley, Nick Rodgers and Zach Hahn. Middle row: Jim Peal (Strength Coach), Asst. Coach Micah Shrewsberry, Asst. Coach Matthew Graves, Head Coach Brad Stevens, Asst. Coach Terry Johnson, Kevin Kuwik (Coordinator of Basketball Operations), Erick Brown (Mgr.) and Ryan Galloy (Head Athletic Trainer). Back row: Ryan McLaughlin (Mgr.), Garrett Butcher, Gordon Hayward, Emerson Kampen, Avery Jukes, Matt Howard and Tyler Niedermeyer (Mgr.).

2008-09 NCAA Tournament
 First Round, Greensboro, N.C., 3/19/09
 #20/16 LSU 75, #22/23 Butler 71




2007-08



2007-08 Bulldogs, seated left to right: Zach Hahn, Nick Rodgers, Mike Green, Drew Streicher, Julian Betko, A. J. Graves, Ben Slaton and Shawn Vanzant. Middle row: Ryan McLaughlin (Mgr.), Asst. Coach Terry Johnson, Asst. Coach Brandon Miller, Head Coach Brad Stevens, Asst. Coach Matthew Graves, Micah Shrewsberry (Coordinator of Basketball Operations), Jim Peal (Strength Coach), and Erick Brown (Mgr.). Back row: Chris Neumann (Mgr.), Willie Veasley, Grant Leiendecker, Matt Howard, Avery Jukes, Elliot Engelmann, Alex Anglin and Ryan Galloy (Athletic Trainer).

2007-08 NCAA Tournament
 First Round, Birmingham, Ala., 3/21/08
 #11 Butler 81, South Alabama 61
 Second Round, Birmingham, Ala., 3/23/08
 #5 Tennessee 76, #11 Butler 71 (OT)


2006-07



2006-07 Bulldogs, seated left to right: Ben Slaton, Mike Green, Julian Betko, Brian Ligon, Brandon Crone, Marcus Nellems, A. J. Graves and Grant Leiendecker. Middle row: Tim Buchmeier (Mgr.), Jim Peal (Strength Coach), Joel Cornette (Coordinator of Basketball Operations), Asst. Coach Matthew Graves, Head Coach Todd Lickliter, Asst. Coach Brad Stevens, Asst. Coach LaVall Jordan, Mark Rund (Athletic Trainer), and Erick Brown (Mgr.). Back row: David Moore-Beiter (Mgr.), Nick Rodgers, Avery Jukes, Drew Streicher, Pete Campbell, Elliot Engelmann, Willie Veasley and Chris Neumann (Mgr.).

2006-07 NCAA Tournament
 First Round, Buffalo, N.Y., 3/15/07
 #21 Butler 57, Old Dominion 46
 Second Round, Buffalo, N.Y., 3/17/07
 #21 Butler 62, #18 Maryland 59
 "Sweet 16", St. Louis, Mo., 3/23/07
 #3 Florida 65, #21 Butler 57

2002-03




2002-03 Bulldogs, seated left to right: Ryan Reynolds, Brandon Miller, Darnell Archey, Lewis Curry, Joel Cornette, Mike Moore, Rob Walls, Duane Lightfoot and Avery Sheets. Middle row: Brian Landwer (Mgr.), Ryan Murray (Mgr.), Matthew Graves (Director of Basketball Operations), Asst. Coach Jeff Meyer, Head Coach Todd Lickliter, Asst. Coach Mike Marshall, Asst. Coach Brad Stevens, Kevin Lynch (Trainer), and Brian Scheur (Mgr.). Back row: Carl Heck (Mgr.), Bruce Horan, Mike Monserez, Andy Grunst, Ben Grunst, Jeff James, Nick Gardner and Vince Green (Mgr.).

2002-03 NCAA Tournament
 First Round, Birmingham, Ala., 3/21/03
 Butler 47, #20 Mississippi State 46
 Second Round, Birmingham, Ala., 3/23/03
 Butler 79, #14 Louisville 71
 "Sweet 16", Albany, N.Y., 3/28/03
 #3 Oklahoma 65, Butler 54



Post-Season

2000-01



2000-01 Bulldogs, seated left to right: Thomas Jackson, Brandon Miller, Nick Gardner, LaVall Jordan, Duane Lightfoot, Jr., Darnell Archey, Rob Walls and Ryan Falquist. Middle row: Brian Landwer (Mgr.), Travis Steele (Mgr.), Brad Stevens (Director of Basketball Operations), Asst. Coach Todd Lickliter, Asst. Coach Mike Marshall, Head Coach Thad Matta, Asst. Coach John Groce, Tom Higgins (Trainer), Justin Sinders (Mgr.), Paul Ziemba (Mgr.) and Shannon Patterson (Strength Coach). Back row: Mike Monserez, Lewis Curry, Scott Robisch, Ben Grunst, Joel Cornette, Mike Moore and Rylan Hainje.

2000-01 NCAA Tournament


First Round, Kansas City, Mo., 3/16/01

Butler 79, #23 Wake Forest 63

Second Round, Kansas City, Mo., 3/18/01

#4 Arizona 73, Butler 52

1997-98



1997-98 Bulldogs, seated left to right: Andy Hirschy, Jeff Rogers, Jon Neuhouser, Rolf van Rijn, Dan Dudukovich, Matthew Graves and Otis Frazier. Middle row: David Slone (Mgr.), Ralph Reiff (trainer), Asst. Coach Jim Price, Head Coach Barry Collier, Asst. Coach Mark Bailey, Asst. Coach Thad Matta, Glen Korobov (Admin. Asst.) and Kyle Burkholder (Mgr.). Back row: Jason Myers, Michael Hicks, Mike Marshall, Bjorn Gieseck, Mike Pflugner, Andrew Graves and LaVall Jordan.


1997-98 NCAA Tournament

First Round, Lexington, Ky., 3/13/98

#18 New Mexico 79, Butler 62



1999-00




1999-00 Bulldogs, seated left to right: Brandon Miller, Darnell Archey, Ryan Murray, Mike Marshall, Andrew Graves, LaVall Jordan, Jason Myers, Thomas Jackson. Middle Row: Glen Korobov (Administrative Asst.), Shannon Patterson (Strength Coach), Paul Ziemba (Student Manager), Asst. Coach Thad Matta, Head Coach Barry Collier, Asst. Coach Mark Bailey, Tom Higgins (Athletic Trainer), Asst. Coach Todd Lickliter, Ben Danner (Student Manager), Chad Lynn (Student Manager). Back row: Luke Reed, Lewis Curry, Joel Cornette, Scott Robisch, Ben Grunst, Mike Moore, Rylan Hainje, Michael Hicks.

1999-00 NCAA Tournament

First Round, Winston-Salem, N.C., 3/17/00

#13 Florida 69, Butler 68 (OT)

1996-97



1996-97 Bulldogs, seated left to right: Mike Pflugner, Bjorn Gieseck, T. J. Perry, Kelsey Wilson, Chad Cantor, Rolf van Rijn, Jon Neuhouser. Middle row: Ralph Reiff (trainer), Asst. Coach Jay John, Todd Lickliter (admin. asst.), Asst. Coach Jim Price, Head Coach Barry Collier, Asst. Coach Ed Kelly, Nick Reading (manager), Dave Slone (manager). Back row: Brent Rockwood, Jeff Rogers, Matthew Graves, Dan Dudukovich, Mike Marshall, Andrew Graves, Andy Hirschy.

1996-97 NCAA Tournament


First Round, Detroit, Mich., 3/13/97

#10 Cincinnati 86, Butler 69

Post-Season



1961-62



1961-62 Bulldogs, seated, left to right: Erv Bultman, Larry Shook, Leo Braun, Dick Haslam, Gerry Williams, Jack Krebs, Charles McElfresh. Middle row: Dick Green, Gordon Pope, Dan Kaufman, Jeff Blue, Don Wilson, Larry Johnson. Back row: Leroy Blocher, Asst. Coach Robert Dietz, Ken Freeman, Earl Engle, John Weber, Tom Bowman, Gregg Ferrin, Head Coach Tony Hinkle, Mert Prophet (trainer).

1961-62 NCAA Tournament

First Round, Lexington, Ky., 3/12/62

Butler 56, #8 Bowling Green 55

Regional Semifinals, Iowa City, Iowa, 3/16/62

#3 Kentucky 81, Butler 60

Regional Third Place, Iowa City, Iowa, 3/17/62

Butler 87, Western Kentucky 86 (OT)

National Invitation Tournament (NIT)

1957-58

St. John's 76, Butler 69 (First Round at New York, N.Y., 3/13/58)

1958-59

Butler 94, Fordham 80 (First Round at New York, N.Y., 3/12/59)
Bradley 83, Butler 77 (Second Round at New York, N.Y., 3/14/59)

1984-85

Indiana 79, Butler 57 (First Round at Bloomington, Ind., 3/15/85)

1990-91

Wyoming 63, Butler 61 (First Round at Laramie, Wyo., 3/15/91)

1991-92

Purdue 82, Butler 56 (First Round at West Lafayette, Ind., 3/19/92)

1993-94 (Pre-Season)

Cincinnati 90, Butler 72 (First Round at Cincinnati, Ohio, 11/17/93)

1998-99

Butler 51, Bradley 50 (First Round at Peoria, Ill., 3/10/99)
Butler 75, Old Dominion 62 (Second Round at Indianapolis, Ind., 3/15/99)
Clemson 89, Butler 69 (Quarterfinals at Clemson, S. C., 3/18/99)

2001-02

Butler 81, Bowling Green 68 (First Round at Indianapolis, Ind., 3/14/02)
Syracuse 66, Butler 65 - OT (Second Round at Syracuse, N.Y., 3/18/02)

2005-06


Butler 53, Miami, Ohio 52 (Opening Round at Indianapolis, Ind., 3/14/06)
Florida State 67, Butler 63 (First Round at Tallahassee, Fla., 3/17/06)

2006-07 (NIT Season Tip-Off)

Butler 71, Notre Dame 69 (Midwest Regional, Indianapolis, Ind. at Consecro Fieldhouse, 11/13/06)
Butler 60, Indiana 55 (Midwest Regional, 11/14/06)
Butler 56, #22 Tennessee 44 (Semifinals, New York, N.Y., 11/22/06)
Butler 79, #18 Gonzaga 71 (Finals, 11/24/06)

BUTLER POST-SEASON NIT RECORD: 5-8
BUTLER PRE-SEASON NIT RECORD: 4-1

Collegiate National Champions



1924 National Champions. From left: Hal Griggs, Robert Keach, Paul Jones, Gerald Strole (rear), Wally Middlesworth (front), Orville Hooker, Robert Nipper, Gene Colway, Head Coach Harlan O. "Pat" Page.

1923-24

AAU National Tournament, Kansas City, Mo.

Butler 34, Schooley-Woodstock 29

Butler 35, Hillyards 29

Butler 40, Kansas State Teachers 21

Championship: Butler 30, Kansas City Athletic Club 26

1928-29

John J. McDevitt Trophy

Presented to the collegiate national champion by the Veteran Athletes of Philadelphia

College Basketball Invitational (CBI)

2011-12

Butler 75, Delaware 58 (First Round at Hinkle Fieldhouse, 3/14/12)
Butler 63, Penn 53 (Quarterfinals at Philadelphia, Pa., 3/19/12)
Pittsburgh 68, Butler 62-OT (Semifinals at Hinkle Fieldhouse, 3/21/12)

BUTLER POST-SEASON CBI RECORD: 2-1



Ronald Nored set a Butler record by playing in 16 postseason games during his four seasons with the Bulldogs.



Championships/Polls

Butler's Conference Championships

Regular Season		
Year	Conference	Coach
1932-33	Missouri Valley Conference	Tony Hinkle
1933-34	Missouri Valley Conference	Tony Hinkle
1946-47	Mid-American Conference	Tony Hinkle
1951-52	Indiana Collegiate Conference	Tony Hinkle
1952-53	Indiana Collegiate Conference	Tony Hinkle
1953-54	Indiana Collegiate Conference	Tony Hinkle
1958-59	Indiana Collegiate Conference	Tony Hinkle
1960-61	Indiana Collegiate Conference	Tony Hinkle
1961-62	Indiana Collegiate Conference	Tony Hinkle
1969-70	Indiana Collegiate Conference	Tony Hinkle
1972-73	Indiana Collegiate Conference	George Theofanis
1976-77	Indiana Collegiate Conference	George Theofanis
1977-78	Indiana Collegiate Conference	Joe Sexson
1996-97	Midwestern Collegiate Conference	Barry Collier
1999-00	Midwestern Collegiate Conference	Barry Collier
2000-01	Midwestern Collegiate Conference	Thad Matta
2001-02	Horizon League	Todd Lickliter
2002-03	Horizon League	Todd Lickliter
2006-07	Horizon League	Todd Lickliter
2007-08	Horizon League	Brad Stevens
2008-09	Horizon League	Brad Stevens
2009-10	Horizon League	Brad Stevens
2010-11	Horizon League	Brad Stevens

Tournament		
Year	Conference	Coach
1996-97	Midwestern Collegiate Conference	Barry Collier
1997-98	Midwestern Collegiate Conference	Barry Collier
1999-00	Midwestern Collegiate Conference	Barry Collier
2000-01	Midwestern Collegiate Conference	Thad Matta
2007-08	Horizon League	Brad Stevens
2009-10	Horizon League	Brad Stevens
2010-11	Horizon League	Brad Stevens

Butler's In-Season Tournament Championships

1947-48	Hoosier Classic <i>Indianapolis, Ind./Hinkle Fieldhouse</i> Butler 52, Purdue 50 Butler 64, Indiana 51	Tony Hinkle
1948-49	Hoosier Classic <i>Indianapolis, Ind. (Hinkle Fieldhouse)</i> Butler 64, Indiana 55 Butler 47, Purdue 43	Tony Hinkle
2001-02	Top of the World Classic <i>Fairbanks, Alaska (Carlson Center)</i> Butler 73, Radford 56 Butler 76, Delaware 59 Butler 67, Washington 64	Todd Lickliter
	Hoosier Classic <i>Indianapolis, Ind. (Market Square Arena)</i> Butler 45, Samford 37 Butler 66, Indiana 64	Todd Lickliter
2007-08	Great Alaska Shootout <i>Anchorage, Alaska (Sullivan Arena)</i> Butler 79, Michigan 65 Butler 74, Virginia Tech 78 (OT) Butler 81, Texas Tech 71	Brad Stevens
2010-11	Diamond Head Classic <i>Honolulu, Hawaii (Stan Sheriff Center)</i> Butler 74, Utah 62 Butler 67, Florida State 64 Butler 84, Washington State 68	Brad Stevens

Butler In The National Polls

2010-11			2007-08		
Date	A.P.	ESPN/ USA Today	Date	A.P.	ESPN/ USA Today
Preseason	17	18	Nov. 5	RV (28)	RV (31)
Nov. 15	11	18	Nov. 12	25	RV (28)
Nov. 22	RV (28)	23	Nov. 19	22	23
Nov. 29	--	RV (35)	Nov. 26	16	16
Dec. 6	--	--	Dec. 3	13	13
Dec. 13	--	--	Dec. 10	18	19
Dec. 20	--	--	Dec. 17	16	18
Dec. 27	RV (35)	RV (34)	Dec. 24	16	17
Jan. 3	RV (32)	RV (35)	Dec. 31	16	17
Jan. 10	--	--	Jan. 4	14	14
Jan. 17	RV (45-T)	--	Jan. 14	12	12
Jan. 24	--	--	Jan. 21	15	14
Jan. 31	--	--	Jan. 28	12	12
Feb. 7	--	--	Feb. 4	10	11
Feb. 14	--	--	Feb. 11	9	10
Feb. 21	--	--	Feb. 18	8	8
Feb. 28	RV (35-T)	--	Feb. 25	14	13
Mar. 7	RV (35-T)	--	Mar. 3	14	12
Mar. 14	RV (33)	RV (36)	Mar. 10	12	10
Apr. 6	--	2	Mar. 17	11	10
			Apr. 8	--	14

2009-10			2006-07		
Date	A.P.	ESPN/ USA Today	Date	A.P.	ESPN/ USA Today
Preseason	11	10	Nov. 6	--	--
Nov. 16	11	10	Nov. 13	--	--
Nov. 23	12	10	Nov. 20	RV	RV
Nov. 30	23	20	Nov. 27	19	18
Dec. 7	22	20	Dec. 4	15	14
Dec. 14	21	17	Dec. 11	18	18
Dec. 21	20	16	Dec. 18	16	16
Dec. 28	RV	23	Dec. 25	15	15
Jan. 4	RV	24	Jan. 1	13	13
Jan. 11	RV	22	Jan. 8	12	12
Jan. 18	RV	20	Jan. 15	18	15
Jan. 25	RV	18	Jan. 22	14	11
Feb. 1	23	15	Jan. 29	13	11
Feb. 8	18	15	Feb. 5	10	9
Feb. 15	18	13	Feb. 12	13	12
Feb. 22	15	10	Feb. 19	15	15
Mar. 1	12	11	Feb. 26	18	16
Mar. 8	12	12	Mar. 5	19	17
Mar. 15	11	8	Mar. 12	21	19
Apr. 6	--	2			

2008-09			2002-03		
Date	A.P.	ESPN/ USA Today	Date	A.P.	ESPN/ USA Today
Preseason	RV (47T)	--	Final	--	21
Nov. 17	--	--			
Nov. 24	--	--			
Dec. 1	RV (38T)	RV (35T)			
Dec. 8	RV (34)	RV (32)			
Dec. 15	RV (30T)	RV (30)			
Dec. 22	RV (29)	RV (31T)	2001-02	A.P.	ESPN/ USA Today
Dec. 29	25	RV (28)	Dec. 25	23	--
Jan. 5	21	20	Jan. 1	20	--
Jan. 12	17	18	Jan. 8	24	--
Jan. 19	16	17			
Jan. 26	13	13	1948-49	A.P.	
Feb. 2	11	11	Jan. 18	19	
Feb. 9	15	15	Jan. 25	17	
Feb. 16	21	22	Feb. 1	16	
Feb. 23	24	23	Feb. 8	16	
Mar. 2	22	22	Feb. 15	11	
Mar. 9	16	17	Feb. 22	11	
Mar. 16	22	23	Mar. 1	11	
Apr. 8	--	25	Mar. 8	18	

Post-Season



Butler NCAA Tournament Records

Single Game

Individual

Most Points: 30, Shelvin Mack vs. Pittsburgh, 2011
Most Field Goals: 10, Shelvin Mack vs. Pittsburgh, 2011
Most Field Goal Attempts: 22, Tom Bowman vs. Kentucky, 1962
Best Field Goal Pct. (10 Att.): .818 (9-11), Pete Campbell vs. South Alabama, 2008
Most Three-Point Field Goals: 8, Darnell Archey vs. Louisville, 2003; Pete Campbell vs. South Alabama, 2008
Most Three-Point Field Goal Attempts: 13, Shelvin Mack vs. Florida, 2011
Best Three-Point Field Goal Pct. (5 Att.): .889 (8-9), Darnell Archey vs. Louisville, 2003
Most Free Throws: 11, Matt Howard vs. VCU, 2011
Most Free Throw Attempts: 13, Matt Howard vs. LSU, 2009
Best Free Throw Pct. (5 Att.): 1.000 (8-8), Gordon Hayward vs. Duke, 2010
Most Rebounds: 12, Jeff Blue vs. Bowling Green, 1962; Matt Howard vs. Wisconsin, 2011
Most Assists: 9, Mike Monserez vs. Louisville, 2003
Most Steals: 5, A. J. Graves vs. Tennessee, 2008
Most Blocked Shots, Game: 3, Joel Cornette vs. Florida, 2000


Team

Most Points (Win): 87 vs. Western Kentucky (86)-OT, 1962
Most Points, Regulation Game: 81 vs. South Alabama, 2008
Fewest Points (Win): 47 vs. Mississippi State (46), 2003
Fewest Points (Loss): 41 vs. Connecticut (53), 2011
Biggest Margin of Victory: 20 (81-61) vs. South Alabama, 2008
Field Goals: 38 vs. Western Kentucky, 1962
Field Goal Attempts: 75 vs. Western Kentucky, 1962
Field Goal Pct.: .522 (24-46) vs. Kentucky, 1962
Free Throws: 22 vs. Cincinnati, 1997
Free Throw Attempts: 32 vs. Cincinnati, 1997
Free Throw Pct. (15 made): .864 (19-22) vs. Wake Forest, 2001
Three-Point Field Goals: 15 vs. South Alabama, 2008
Three-Point Field Goal Attempts: 33 vs. Florida, 2011; vs. Connecticut, 2011
Three-Point Field Goal Pct. (5 made): .636 (14-22) vs. Louisville, 2003
Rebounds: 48 vs. VCU, 2011
Assists: 21 vs. Louisville, 2003
Steals: 13 vs. Cincinnati, 1997; vs. Syracuse, 2010
Turnovers: 20 vs. Kansas State, 2010
Blocked Shots: 4 vs. Florida, 2000

Tournament

Individual

Most Points: 122, Shelvin Mack, 2011 (6 games)
Most Field Goals: 39, Shelvin Mack, 2011 (6 games)
Most Field Goal Attempts: 89, Shelvin Mack, 2011 (6 games)
Best Field Goal Pct. (15 Att.): .684 (13-19), Pete Campbell, 2008 (3 games)
Most Three-Point Field Goals: 23, Shelvin Mack, 2011 (6 games)
Most Three-Point Field Goal Attempts: 57, Shelvin Mack, 2011 (6 games)
Best Three-Point Field Goal Pct. (10 Att.): .688 (11-16), Darnell Archey, 2003 (3 games)
Most Free Throws: 37, Gordon Hayward, 2010 (6 games)
Most Free Throw Attempts: 45, Gordon Hayward, 2010 (6 games)
Best Free Throw Pct. (10 Att.): .850 (34-40), Matt Howard, 2011 (6 games)
Most Rebounds: 42, Gordon Hayward, 2010 (6 games); Matt Howard, 2011 (6 games)
Most Assists: 20, Ronald Nored, 2010 (6 games)
Most Steals: 16, Ronald Nored, 2010 (6 games)
Most Blocked Shots: 4, Gordon Hayward, 2010 (6 games)



Pete Campbell hit eight three-point field goals and scored 26 points in 20 minutes against South Alabama in the NCAA Tournament.

Team

Most Points: 377, 2011 (6 games)
Most Points Per Game: 76.0, 2008 (2 games)
Field Goals: 122, 2011 (6 games)
Field Goal Attempts: 334, 2011 (6 games)
Field Goal Pct.: .461 (82-178), 1962 (3 games)
Free Throws: 88, 2010 (6 games)
Free Throw Attempts: 130, 2010 (6 games)
Free Throw Pct.: .852 (23-27), 2001 (2 games)
Three-Point Field Goals: 50, 2011 (6 games)
Three-Point Field Goal Attempts: 160, 2011 (6 games)
Three-Point Field Goal Pct.: .444 (24-54), 2008 (2 games)
Rebounds: 221, 2011 (6 games)
Assists: 54, 2010 (6 games)
Steals: 48, 2010 (6 games)
Blocked Shots: 10, 2011 (6 games)

All-Time

Individual

Most Games: 15, Matt Howard, 2008-11; Shawn Vanzant, 2008-11; Zach Hahn, 2008-11
Most Points: 232, Shelvin Mack (13 games, 2009-11)
Most Rebounds: 83, Matt Howard (15 games, 2008-11)
Most Assists: 35, Shelvin Mack (13 games, 2009-11)



Season Records

Year	Won	Lost	Pct.	Coach	Year	Won	Lost	Pct.	Coach
1897-98	2	3	.400	James Zink	1964-65	11	15	.423	Paul D. Hinkle
1898-99	0	2	.000	James Zink	1965-66	16	10	.615	Paul D. Hinkle
1899-00	2	1	.667	Walter Kelly	1966-67	9	17	.346	Paul D. Hinkle
1900-01	2	1	.667	Walter Kelly	1967-68	11	14	.440	Paul D. Hinkle
1901-02	1	3	.250	Walter Kelly	1968-69	11	15	.423	Paul D. Hinkle
1902-03	1	3	.250	Walter Kelly	1969-70	15	11	.577	Paul D. Hinkle
1903-04	2	2	.500	Ralph Jones	1970-71	10	16	.385	George Theofanis
1904-05	6	2	.750	Wingard	1971-72	6	20	.231	George Theofanis
1905-06	1	1	.500	Wingard	1972-73	14	12	.539	George Theofanis
1906-07	2	4	.333	Art Guedel	1973-74	14	12	.539	George Theofanis
1907-08	4	4	.500	John McKay	1974-75	10	16	.385	George Theofanis
1908-09	5	2	.714	John McKay, Joe McCrea	1975-76	12	15	.444	George Theofanis
1909-10	3	4	.429	Walter Gipe	1976-77	13	14	.482	George Theofanis
1910-11	5	7	.417	Bill Diddle	1977-78	15	11	.577	Joe Sexson
1911-12	5	5	.500	Bill Diddle	1978-79	11	16	.407	Joe Sexson
1912-13	3	8	.273	G. C. Thomas	1979-80	12	15	.444	Joe Sexson
1913-14	NO BASKETBALL AT			BUTLER	1980-81	5	22	.185	Joe Sexson
1914-15	3	4	.429	G. C. Thomas	1981-82	7	20	.259	Joe Sexson
1915-16	3	4	.429	G. C. Thomas	1982-83	15	13	.536	Joe Sexson
1916-17	7	6	.539	G. C. Thomas	1983-84	13	15	.464	Joe Sexson
1917-18	0	6	.000	G. C. Thomas	1984-85	19	10	.655	Joe Sexson
1918-19	1	9	.100	Joe Mullaney	1985-86	9	19	.321	Joe Sexson
1919-20	2	4	.333	F. E. Ellis	1986-87	12	16	.429	Joe Sexson
1920-21	16	4	.800	Harlan O. Page	1987-88	14	14	.500	Joe Sexson
1921-22	19	6	.760	Harlan O. Page	1988-89	11	17	.393	Joe Sexson
1922-23	16	4	.800	Harlan O. Page	1989-90	6	22	.214	Barry Collier
1923-24	11	7	.611	Harlan O. Page	1990-91	18	11	.621	Barry Collier
1924-25	20	4	.833	Harlan O. Page	1991-92	21	10	.678	Barry Collier
1925-26	16	5	.762	Harlan O. Page	1992-93	11	17	.393	Barry Collier
1926-27	17	4	.810	Paul D. Hinkle	1993-94	16	13	.552	Barry Collier
1927-28	19	3	.864	Paul D. Hinkle	1994-95	15	12	.556	Barry Collier
1928-29	17	2	.895	Paul D. Hinkle	1995-96	19	8	.704	Barry Collier
1929-30	12	8	.600	Paul D. Hinkle	1996-97	23	10	.697	Barry Collier
1930-31	17	2	.895	Paul D. Hinkle	1997-98	22	11	.667	Barry Collier
1931-32	14	5	.737	Paul D. Hinkle	1998-99	22	10	.688	Barry Collier
1932-33	16	5	.762	Paul D. Hinkle	1999-00	23	8	.742	Barry Collier
1933-34	14	7	.667	Paul D. Hinkle	2000-01	24	8	.750	Thad Matta
1934-35	13	7	.650	Paul D. Hinkle	2001-02	26	6	.813	Todd Licklitter
1935-36	6	15	.286	Paul D. Hinkle	2002-03	27	6	.818	Todd Licklitter
1936-37	6	14	.300	Paul D. Hinkle	2003-04	16	14	.533	Todd Licklitter
1937-38	11	12	.478	Paul D. Hinkle	2004-05	13	15	.464	Todd Licklitter
1938-39	14	6	.700	Paul D. Hinkle	2005-06	20	13	.606	Todd Licklitter
1939-40	17	6	.739	Paul D. Hinkle	2006-07	29	7	.806	Todd Licklitter
1940-41	13	9	.591	Paul D. Hinkle	2007-08	30	4	.882	Brad Stevens
1941-42	13	9	.591	Paul D. Hinkle	2008-09	26	6	.813	Brad Stevens
1942-43	4	9	.308	Frank Hedden	2009-10	33	5	.868	Brad Stevens
1943-44	NO BASKETBALL AT			BUTLER	2010-11	28	10	.737	Brad Stevens
1944-45	14	6	.700	Frank Hedden	2011-12	22	15	.595	Brad Stevens
1945-46	12	8	.600	Paul D. Hinkle					
1946-47	16	7	.696	Paul D. Hinkle					
1947-48	14	7	.667	Paul D. Hinkle					
1948-49	18	5	.783	Paul D. Hinkle					
1949-50	12	12	.500	Paul D. Hinkle					
1950-51	5	19	.208	Paul D. Hinkle					
1951-52	12	12	.500	Paul D. Hinkle					
1952-53	14	9	.609	Paul D. Hinkle					
1953-54	13	12	.520	Paul D. Hinkle					
1954-55	10	14	.417	Paul D. Hinkle					
1955-56	14	9	.609	Paul D. Hinkle					
1956-57	11	14	.440	Paul D. Hinkle					
1957-58	15	10	.600	Paul D. Hinkle					
1958-59	19	9	.679	Paul D. Hinkle					
1959-60	15	11	.577	Paul D. Hinkle					
1960-61	15	11	.577	Paul D. Hinkle					
1961-62	22	6	.786	Paul D. Hinkle					
1962-63	16	10	.615	Paul D. Hinkle					
1963-64	13	13	.500	Paul D. Hinkle					

Horizon League Top Single Season Win Totals

	School	Year	Won	Lost	Pct.	Coach
1.	Butler	2009-10	33	5	.868	Brad Stevens
2.	Butler	2007-08	30	4	.882	Brad Stevens
3.	Butler	2006-07	29	7	.806	Todd Licklitter
4.	Butler	2010-11	28	10	.737	Brad Stevens
	Xavier	1989-90	28	5	.848	Pete Gillen
6.	Butler	2002-03	27	6	.818	Todd Licklitter
	Cleveland St.	2010-11	27	9	.750	Gary Waters
	Loyola	1984-85	27	6	.818	Gene Sullivan
9.	Saint Louis	1988-89	27	10	.730	Rich Grawer
10.	Butler	2008-09	26	6	.813	Brad Stevens
	Butler	2001-02	26	6	.813	Todd Licklitter
	Milwaukee	2004-05	26	6	.813	Bruce Pearl

Butler Lettermen



A

Adams, 1910
Adams, Claris, 1907
Agnew, Ralph, 1917
Albertson, Phil, 1940#
Aldridge, Jackson, 2012
Allen, 1897
Allen, Danny, 1991, 92, 93, 94*
Allen, Wilbur, 1928, 29, 30
Allison, 1989
Alosinac, Boris, 2006#
Anderson, George, 1893
Anderson, Roger, 1931
Angell, Robert, 1961#
Anglin, Alex, 2008, 09, 10, 11
Anthony, Leslie, 1904
Arbuckle, Gordan, 1931
Archbold, Darin, 1989, 90, 91, 92*
Archey, Darnell, 2000, 01, 02, 03
Armstrong, Scott, 1934, 35, 36
Atkinson, Charles, 1940

B

Bacon, Bill, 1898
Bailey, Alan, 1931
Baird, Frank, 1932, 33, 34*
Baker, Charles, 1893
Baker, Dee, 1949, 50
Banks, Michael, 1991, 92
Barlow, Alex, 2012
Barnett, Carl, 1907
Barnett, Chester, 1907
Barrick, Jim, 1959, 60
Barrowcliff, John, 1947, 48, 49
Bastian, Dave, 1980
Batts, Roscoe, 1934, 35, 36
Baumgartner, Jim, 1942
Beam, Mark, 1983, 84, 85, 86*
Beauford, Brian, 1991, 92, 93
Bennett, Dave, 1969, 70, 71
Berry, Rick, 1987, 88, 89, 90
Betko, Julian, 2006, 07, 08*
Bevelhimer, Paul, 1951
Black, Art, 1922
Blackwell, Jess, 1961
Bland, Eugene, 1945
Blessing, Bob, 1924
Blocher, LeRoy, 1962#, 63#
Blomberg, Bruce, 1972
Blue, Jeff, 1962, 63, 64
Blue, Mike, 1964
Bose, Orville, 1959, 60
Bottema, Ray, 1945
Bottorff, Bob, 1962
Bowen, Tim, 1990, 91, 92, 93
Bowens, Quincy, 1993
Bowman, Tom, 1961, 62, 63
Braden, Carl, 1942, 43
Braden, Harold, 1940
Braftford, Ralph, 1935, 36
Braun, Leo, 1961, 62
Brens, J. P., 1990, 91, 92, 93*
Brickert, Everett, 1907
Brooks, Nick, 2004, 05
Brown, Bill, 1966, 67
Brown, Erick, 2007#, 08#, 09#
Brown, Mark, 1904
Brown, Paul, 1922
Buchmeier, Tim 2007#
Buck, Dick, 1960
Bugg, William, 1927, 28, 29
Bull, Robert, 1895, 96
Bultman, Erv, 1962
Burdshall, Orvis, 1950, 51, 52*
Burke, Michael, 2012#
Burriss, Wayne, 1974, 75, 76, 77*
Burt, Mike, 1984, 85
Butcher, Garrett, 2009, 10, 11, 12*
Butcher, Gary, 1963#, 64#, 65#
Butler, George, 1898

Butler, Tom, 1981, 82, 83

C

Campbell, Pete, 2007, 08*
Cantor, Chad, 1994, 95, 96, 97
Carr, John, 1978, 79
Carretta, Brian, 1995
Caskey, Jake, 1929
Cave, Marvin, 1948
Chadd, Archie, 1926, 27, 28*
Chadd, Howard, 1931, 32
Chambers, Charles, 1948#
Chandler, Dana, 1927, 28, 29
Chapman, Mike, 1964, 65
Chapman, Ralph, 1949, 50*
Chickendantz, Harry, 1931, 32, 33
Christopher, Clarence, 1925, 28
Christopher, Marshall, 1928, 29, 30
Clark, Ed, 1966#, 67#
Clay, Bob, 1936
Clayton, Jack, 1940, 41
Collier, Barry, 1975, 76
Colway, Eugene, 1922, 23, 24, 25
Combs, Lester, 1940, 41
Compton, Leroy, 1945
Cook, 1897
Cook, Art, 1945, 46*
Corbett, Norval, 1936
Cornelius, George, 1917
Cornette, Joel, 2000, 01, 02, 03*
Cosgrove, Art, 1935, 36, 38*
Coward, Marcus, 1994, 95
Cox, Gary, 1967, 68
Cox, Wally, 1955, 56, 57, 58
Craft, Ray, 1958
Crain, Clarence, 1971, 72, 73
Cranny, Dick, 1952
Cranny, Jerry, 1946, 47, 48
Crockett, Reggie, 1950
Crone, Brandon, 2004, 05, 06*, 07*
Croner, Ken, 1985, 86
Crosley, Jim, 1952, 53, 54*
Crump, Lynn, 1991#, 92#, 93#
Cunningham, John, 1898
Curry, Lewis, 2000, 01, 02, 03

D

Dale, Jerry, 1981
Daniels, 1907
Danner, Ben, 1999#, 00#
Darrah, 1897
Davenport, Frank, 1904, 06
Davenport, Fred, 1906, 07
Davenport, T., 1906
Davidson, 1893
Davis, Bert, 1931, 32, 33
Davis, Claude, 1980, 81, 82*, 83*
Deaton, John, 1989
Demmary, Gene, 1933, 34, 35
Deputy, Jim, 1941, 42
Detmer, Mason, 2012#
DeWitt, Gerald, 1945
Diederich, Ed, 1921
Dietz, Bob, 1939, 40, 41*
Ditz, Tom, 1898, 99
Disney, Brian, 1992#
Ditmire, Joe, 1955, 56
Dobson, Clarence, 1898, 99
Donovan, Rick, 1987, 88, 89, 90
Doyle, Jim, 1947, 48, 49, 50
Drew, Scott, 1992#
Dudukovich, Dan, 1995, 96, 97, 98
Duncan, 1898
Dunn, John, 1974, 75, 76, 77*

E

Edwards, Dean, 1992
Edwards, Scott, 1907
Edwards, Vic, 1957
Eggert, Kyle, 1974

Ehret, Kent, 1971, 72, 73
Ellenberger, Norm, 1953, 54
Engelmann, Elliot, 2007, 08
Engle, Earl, 1959, 62
Englerth, Charles, 1952
Etherington, Brett, 1988, 89, 90, 91
Evans, Bob, 1947, 48, 49
Evans, Oscar, 1971, 72

F

Falquist, Ryan, 2001
Farley, 1898
Fawcett, Willard, 1936, 37, 38
Fehn, Jeff, 1975, 76, 77, 78
Ferguson, Doug, 1970
Ferrin, Gregg, 1963, 64
Fields, Walt, 1949
Fine, Marion, 1946
Fisher, 1897, 98
Fitzgerald, Darrin, 1984, 85, 86*, 87*
Fitzgerald, Ed, 1907
Fleece, Vener, 1907
Fledderjohn, John, 1964
Fletcher, Bob, 1943
Floyd, Walter, 1927, 28
Fordyce, Chad, 1988, 89, 90, 91
Fortmeyer, Phil, 1970#
Foster, Henry, 1955, 56, 57
Fougerousse, Art, 1951
Fowlkes, Darren, 1986, 87, 88, 89*
Frankfort, Marty, 1917*, 18*
Frayman, Jack, 1954, 55
Frazier, Otis, 1998
Freeman, Darren, 1992
Freeman, Ken, 1960, 62
Fromm, Erik, 2011, 12
Fromuth, Alan, 1927, 28, 29
Fulkerson, 1897

G

Gallahar, Tony, 1985, 86, 87
Gardner, Nick, 2001, 02, 03, 04
Garey, 1897
Garrott, Floyd, 1970, 71
Gault, Wade, 1989, 90, 91, 92*
Gavin, 1897
Gerdt, Doug, 1978#
Gerkenmeyer, Earl, 1935, 36, 37
Geyer, William, 1937, 38, 39
Gieseck, Bjorn, 1996, 97, 98, 99
Gilbreth, Dave, 1983, 84, 85
Givens, Chris, 1986, 87
Givens, 1907
Good, Charles, 1913, 17
Graham, Alva, 1922
Graves, A. J., 2005, 06, 07, 08*
Graves, Andrew, 1997, 98, 99, 00*
Graves, Matthew, 1994, 96, 97*, 98*
Green, 1898
Green, Dick, 1964
Green, Lowell, 1939#
Green, Mike, 2007, 08*
Green, Vince, 2003#, 04#, 05#, 06#
Greve, Keith, 1952, 53, 54, 58*
Griffith, Harry, 1893
Griffith, Henry, 1893
Griggs, Haldane, 1923, 24, 25*
Grunst, Andy, 2003, 04, 05
Grunst, Ben, 2001, 02
Guice, Jermaine, 1991, 92, 93*, 94*
Gunn, Byron, 1939, 40
Guzek, Ted, 1955, 56, 57, 58

H

Hackworth, Brett, 1980#
Haffner, Dick, 1959, 60
Hahn, Zach, 2008, 09, 10, 11
Hainje, Rylan, 1999, 00, 01, 02
Hall, 1893
Hall, John, 1950, 51

Hamilton, Bill, 1939, 40, 41
Hardin, Steve, 1969
Hardy, Bill, 1942
Harker, Albert, 1923, 24, 26
Harmsen, Brian, 1978, 79
Harper, 1897
Harper, Clarence, 1968, 69
Harper, Mike, 1984, 85, 86, 87
Harris, Joe, 1987
Harrison, Ray, 1909
Hartley, Alonzo, 1907
Hartman, Norm, 1946
Haseley, Tim, 1982, 83, 84, 85
Haslam, Dick, 1960, 61, 62
Haslet, William, 1931, 32
Hayward, Gordon, 2009, 10
Haywood, Rodney, 1988, 89, 90*
Hazelett, Bruce, 1967
Heck, Carl, 2003#, 04#, 05#
Hedden, Frank, 1931#
Herbert, David, 1986, 87, 88
Hester, 1897
Hicks, Michael, 1998, 99
Hildebrand, Oral, 1928, 29, 30*
Hirschy, Andy, 1996, 97, 98, 99*
Hogan, Pat, 1945
Hohlt, Jim, 1967
Holloway, Don, 1952, 53, 55*
Holt, Dave, 1971, 72
Holz, Harold, 1926, 27, 28
Hombert, John, 1956
Hopkins, Christawn, 2011, 12
Hooker, Orville, 1921, 22*, 23, 24
Hoover, Aaron, 1985
Horan, Bruce, 2003, 04, 05, 06*
Hosier, Maurice, 1928, 29, 30
Howard, Matt, 2008, 09 (C), 10 (C), 11 (C)
Howell, Jim, 1954
Howenstine, Fred, 1930#
Hoyt, Garry, 1967, 68, 69
Humbert, John, 1946
Hummel, Lee, 1945
Hummell, Keith, 1893
Hunckler, Fred, 1941, 42, 43*
Hunt, 1898
Hurt, Jim, 1971, 72
Hutson, Steve, 1979, 80, 81
Hynes, 1893

I

Ikerd, Larry, 1983, 84, 85
Iwema, Ron, 1963, 64, 65

J

Jackman, Willis, 1926, 28
Jackson, Bob, 1951
Jackson, Thomas, 1999, 00, 01, 02
Jaggers, Chester, 1937, 39
James, Jeff, 2003, 04
Jarrett, Danny, 1982, 83, 84
Johnson, Larry, 1962
Jones, Greg, 1982, 83
Jones, John, 1959
Jones, John "Skip", 1982, 83
Jones, Johnny, 1985, 86
Jones, Paul, 1921, 22, 23, 24
Jones, Roosevelt, 2012
Jones, Rowland, 1919, 21*, 22
Jones, Tom, 1964, 65
Jones, Toy, 1934, 35*, 36*
Jones, Will, 1999
Jordan, LaVall, 1998, 99, 00, 01*
Joseph, Loren, 1939, 40
Jukes, Avery, 2008, 09, 10
Jump, 1898
Jung, Phil, 1957

K

Kaiser, Bob, 1953#



Butler Lettermen

Kampen, Elliott, 2012
 Kampen, Emerson, 2010, 11, 12
 Karaffa, John, 1988, 89, 90, 91
 Kaufman, Dan, 1962
 Keach, Bob, 1925, 26
 Keen, Clyde, 1895, 96
 Kennington, Bob, 1912, 13
 Kettenbach, 1897
 Kettenbach, John, 1893
 King, Bob, 1945
 King, Morris, 1934#
 Kingsbury, 1897
 Kingsbury, John, 1904
 Kingsbury, Layman, 1907, 09, 10
 Kingsbury, Theo, 1907
 Kitterman, Clayton, 1906, 07
 Knobel, George, 1939, 40
 Kokinda, Jack, 1968#
 Kon, Marcel, 1994, 95
 Konold, Dave, 1925
 Kouns, Beryl, 1955
 Krebs, Jack, 1963

L

Labda, Lodie, 1954
 Landwehr, Brian, 2001#, 02#, 03#, 04#
 Larsen, Bill, 1947
 Leffler, Mike, 1958, 59
 Leiendecker, Grant, 2008, 09, 10, 11
 Leslie, John, 1921, 22, 23*
 Lickliter, Todd, 1978, 79
 Lightfoot, Jr., Duane, 2001, 02, 03, 04*
 Ligon, Brian, 2004, 05, 06*, 07*
 Lile, Carl, 1974, 75
 Lincks, Bob, 1951#, 52#
 Lister, John, 1893, 97
 Littrell, Jody, 1987, 88, 89, 90*
 Lloyd, George, 1929#
 Lockhart, Art, 1913
 Loop, Charles, 1897, 98
 Loop, Martin, 1898
 Loop, Marvin, 1895, 96
 Lubs, Larry, 1977, 78, 79
 Ludlow, Ovid, 1895, 96
 Lynch, Bill, 1973, 75, 76*, 77
 Lynn, Chad, 1999#

M

Maas, Charlie, 1947, 48, 49*
 Mack, Shelvin, 2009, 10, 11
 MacKenzie, Jack, 1953, 54
 Mackey, Greg, 1984, 85, 86
 Maguire, Chester, 1907
 Mahurin, Doug, 1981
 Maloney, Joe, 1977, 78, 79
 Manifold, Lothair, 1943
 Markland, Glenn, 1917
 Marsh, Chester, 1907, 09, 10
 Marsh, John, 1970
 Marshall, Khyle, 2011, 12
 Marshall, Mike, 1997, 98, 99*, 00*
 Maschmeyer, Cliff, 1943
 Mason, Daryl, 1972, 73, 74
 Matta, Thad, 1988, 89, 90*
 Mauck, Bill, 1967, 68
 Mauzy, Harold, 1904
 McClain, Tom, 1949#, 50#
 McCray, James, 1940, 41
 McGaughey, Carl, 1898, 99
 McGlocklin, Don, 1975, 76, 77, 78*
 McGlocklin, Jon, 1975, 76
 McKay, Bob, 1906, 07, 09, 10
 McKenzie, Jason, 1993, 94, 95, 96*
 McKinney, Brad, 1987#, 88#
 McLaurhin, Ryan, 2008#, 09#
 McNorton, Paul, 1923
 McRoberts, Tim, 1981, 82, 83, 84*
 Mehl, Bob, 1949
 Merrill, William, 1936, 37, 38
 Middlesworth, Hugh, 1922, 23, 24*

Miller, Brandon, 2001, 02, 03*
 Miller, Glenn, 1942, 43
 Miller, Harold, 1942, 43
 Miller, Mike, 1979, 80, 81
 Miller, Raymond, 1931, 32, 33*
 Miller, William, 1958, 59
 Milner, Gene, 1966, 67
 Mingle, George, 1943
 Mintner, Harry, 1895, 96
 Miskel, Chris, 1993, 94, 95, 96*
 Mitchell, Doug, 1977, 78*, 79*
 Mitchell, Sheddrick, 1956, 57
 Mitchem, Lynn, 1980, 81, 82*, 83*
 Moffett, 1909
 Monserez, Marty, 1972, 73, 74*
 Monserez, Mike, 2002, 03, 04*
 Moore, 1897
 Moore, Mike, 2000, 01, 02, 03
 Moore-Beitler, David, 2007#
 Morris, Jim, 1936#
 Moses, John, 1959
 Mullane, Joe, 1912
 Murray, James, 1906, 07, 09
 Murray, Paul, 1904
 Murray, Ryan, 1999, 2002#, 03#
 Mustain, John, 1954
 Myers, Brent, 1994#, 95#, 96#
 Myers, Jason, 1998, 99, 00
 Myers, Tyner, 1907

N

Neat, Lyle, 1939, 40, 41
 Neat, Scott, 1969
 Nell, John, 1967, 68
 Nellems, Marcus, 2006, 07
 Neuhouser, Jon, 1995, 96, 97*, 98*
 Neumann, Chris, 2005#, 06#, 07#, 08#
 Niedermyer, Tyler, 2008#
 Nipper, Bob, 1923, 24, 25, 26*
 Nored, Ronald, 2009, 10, 11, 12*
 Norris, Elwood, 1941
 Norris, Steve, 1968, 69, 70
 Null, Mike, 1895, 96

O

O'Brien, Ralph "Buckshot", 1947, 48, 49, 50
 O'Brien, Waller, 1950
 Olcott, Lloyd, 1947#
 Ormes, 1897
 Orner, Tom, 1976, 77, 78, 79
 Osborne, James, 1907
 Overman, Earl, 1935, 37

P

Parker, 1897
 Parker, James, 2004
 Parrish, Ben, 1932, 33, 34
 Patterson, Gary, 2005
 Paul, Gordon, 1923, 24
 Paul, Justus, 1912, 13
 Pearson, Joe, 1970
 Pennington, Ken, 1958, 59*, 60*
 Perry, George, 1937, 38, 39*
 Perry, T. J., 1994, 95, 96, 97
 Peterman, Mark, 1955, 56, 57*
 Peters, Steve, 1982#, 83#
 Petty, Jerry, 1960
 Petty, Jim, 1966
 Pflugner, Mike, 1996, 97, 98, 99
 Phillips, Burdette, 1993
 Place, A. W., 1898
 Plump, Bobby, 1955, 56, 57, 58
 Poer, Harold, 1893
 Poland, Laural, 1937, 38, 39
 Polk, Brandon, 2005, 06
 Pollock, Doug, 1976, 77, 78
 Pope, Gordon, 1962, 63
 Porter, Harry, 1953, 54
 Prenatt, Dave, 1980

Pritchett, Jess, 1932#
 Proffitt, Searle, 1931, 32, 33*

R

Race, 1917
 Radecki, Larry, 1970
 Radkovic, Mike, 1952, 53*
 Raker, Gary, 1979, 80*
 Ramey, Larry, 1959, 60, 61
 Randel, John, 1972, 73
 Reed, Bob, 1953, 54
 Reed, Luke, 1999
 Redenbacher, Leon, 1956
 Rehl, Bob, 1943
 Reid, Charles, 1907
 Reidenbach, Clarence, 1907
 Reinhardt, Craig, 1974, 75
 Reissner, Frank, 1932, 33, 34
 Reynolds, Cleon, 1929, 30
 Reynolds, Ryan, 2002, 03, 04
 Reliford, Katara, 1992, 93
 Richardson, Charles, 1939
 Richardson, Joe, 1982, 83
 Richardson, Thomas, 1912, 13
 Riley, Ray, 1957
 Robbins, Pat, 1945
 Roberts, 1897, 98
 Roberts, Lon, 1895, 96
 Robinson, 1893
 Robinson, Clyde, 1935#
 Robisch, Scott, 2000, 01, 02
 Rockwood, Brent, 1997
 Rodebeck, Ray, 1945
 Rodgers, Chris, 1981, 82, 83
 Rodgers, Nick, 2007, 08, 09, 10
 Roe, Nate, 1907
 Roe, Tom, 1898, 99
 Rogers, Jeff, 1995, 96, 97*, 98*
 Rollins, 1897
 Rose, Nathaniel, 1906, 07, 09
 Rosenstihl, Jim, 1951
 Ryser, Dave, 1990, 91, 92

S

Salatich, Ron, 1966, 67
 Sanders, Dave, 1963, 64, 65
 Scheetz, Dave, 1954, 55, 56*
 Schilling, Ed, 1966, 67*
 Schmidt, Herbert, 1907
 Schofield, Byron, 1937
 Schroeder, Bob, 1968, 69, 70
 Schumacher, Wilbur, 1940, 41, 42*
 Schwomeyer, Herb, 1942
 Scott, 1898
 Scott, Bill, 1958, 59*
 Scott, Mickey, 1967
 Seal, Jon, 1969, 70
 Selimbegovic, Srdan, 1996
 Sexson, Andy, 1980
 Sexson, Rick, 1975, 76
 Shade, Larry, 1964, 65, 66*
 Shakleton, 1893
 Sheets, Avery, 2003, 04, 05, 06
 Shepherd, Bill, Sr., 1947, 48, 49
 Shepherd, Bill, Jr., 1970, 71, 72
 Sherman, Russell, 2006#
 Shook, Larry, 1962, 63
 Shoup, John, 1988, 89, 90, 91
 Showley, Lon, 1965, 66
 Shunneson, Michael, 1994#
 Silvers, Xerxes, 1910, 12*, 13*
 Slaton, Ben, 2006, 07, 08
 Smalligan, Jamie, 2004, 05
 Smeathers, Andrew, 2012
 Smith, Andrew, 2010, 11, 12
 Smith, David, 1893
 Smith, Lewis, 1937#
 Sommerville, 1893
 Spadorcia, Jon, 1969
 Speckman, Dave, 1973, 74, 75

Steele, Travis, 2001#
 Steiner, Jerry, 1938, 39, 40*
 Stewart, Ray, 1952, 53
 Stigall, Chase, 2010, 11, 12
 Stohler, Gene, 1950
 Streicher, Drew, 2005, 06, 07, 08*
 Strole, Gerald, 1925, 26
 Summers, Ed, 1926
 Sussman, Henry, 1917

T

Tackett, Marshall, 1930, 31, 32*
 Taylor, John, 1991, 92, 93, 94*
 Tharpe, Harold, 1907, 09
 Theofanis, George, 1952, 57
 Thomas, Cullen, 1909, 10, 12
 Thomas, Frank, 1979, 80
 Thompson, 1898
 Thompson, Ed, 1977, 78, 79
 Thompson, Luther, 1893
 Tidrow, Ernie, 1942, 43
 Todd, Jared, 2012#
 Toon, Herod, 1945, 46, 47*, 48*
 Townsend, Earl, 1907
 Trice, Travis, 1994, 95*
 Tryer, Lester, 1897
 Tucker, Chad, 1984, 85, 86*, 88*

V

Vandermeer, Melvin, 1939, 40
 van Rijn, Rolf, 1995, 96, 97, 98
 Van Sickle, Wayne, 1899
 Van Wirt, 1910
 Vanzant, Shawn, 2008, 09, 10, 11
 Veasley, Willie, 2007, 08, 09, 10 (C)
 VonBargen, Scott, 1987

W

Wagener, Don, 1938
 Wakefield, Bob, 1925, 26, 27*
 Wallace, Roger, 1907
 Walls, Rob, 2001, 02, 03
 Warren, Tony, 1980, 81, 82*, 83
 Watson, Mike, 1971
 Weaver, Paul, 1942, 43
 Weber, John, 1961, 62
 Weidekamp, Flavian, 1951
 Weir, Paul, 1906
 Wells, John, 1956#
 White, Frank, 1927, 28, 29*
 Whitinghill, Wilbur, 1940
 Williams, Frank, 1893
 Williams, Gerry, 1961, 62, 63
 Williams, Jeff, 1973, 74, 75
 Wilson, Don, 1961, 62
 Wilson, Kelsey, 1994, 95, 96, 97
 Wilson, Michael, 1989, 90, 91, 92*
 Windhurst, Bob, 1945
 Winger, Doug, 1967, 68*
 Wise, Verl, 1913
 Withrow, Lyle, 1930, 31
 Wolfe, Charles, 1907
 Wolfe, Richards, 1931, 32
 Wood, Marvin, 1948, 49, 50
 Woods, Kameron, 2012
 Woodling, Homer, 1924
 Wright, 1893

Y

Yeater, Mike, 1986, 87

Z

Ziamba, Paul, 1999#, 00#, 01#

*Team captain.

#Team manager.