



BUTLER

B A S K E T B A L L

2009-10 Butler Men's Basketball Schedule/Results

Date	Opponent	Time/Result
November		
1	DePauw (Exhibition)	W, 77-45
7	Taylor (Exhibition)	W, 75-44
14	Davidson (WHMB 40)	W, 73-62
18	at Northwestern (Big Ten Network)	W, 67-54
21	at Evansville (WNDY 23)	W, 64-60
26	vs. #22/16 Minnesota% (ESPN2)	L, 73-82
27	vs. UCLA% (ESPNU)	W, 69-67
29	vs. #19 Clemson% (ESPNU)	L, 69-70
December		
2	at Ball State (WTTV 4)	W, 59-38
5	Valparaiso* (WNDY 23)	W, 84-67
8	vs. #15/13 Georgetown+ (ESPN)	L, 65-72
12	#13/15 Ohio State (ESPN)	W, 74-66
19	Xavier (ESPN2)	W, 69-68
22	at UAB	L, 57-67
31	Green Bay* (WNDY 23)	W, 72-49
January		
2	Milwaukee* (WNDY 23)	W, 80-67
8	at Wright State* (WNDY 23)	W, 77-65
10	at Detroit* (FSN Indiana)	W, 64-62 OT
14	Cleveland State* (WNDY 23)	W, 64-55
16	Youngstown State* (WNDY 23)	W, 91-61
21	at Loyola* (WNDY 23)	W, 48-47
23	at UIC* (WNDY 23)	W, 84-55
29	at Green Bay* (ESPNU)	W, 75-57
31	at Milwaukee*	W, 73-66
February		
4	Detroit* (WNDY 23)	W, 63-58
6	Wright State* (ESPN2)	W, 74-62
8	Loyola* (WNDY 23)	W, 62-47
11	at Youngstown State*	W, 68-57
13	at Cleveland State* (WNDY 23)	W, 70-59
17	UIC* (WNDY 23)	W, 73-55
20	Siena# (ESPN2)	W, 70-53
26	at Valparaiso* (ESPNU)	W, 74-69
March		
6	MILWAUKEE** (ESPNU)	W, 68-59
9	WRIGHT STATE** (ESPN)	W, 70-45
18	vs. UTEP (CBS)\$	5 p.m.

All Times Eastern

*--Horizon League game.

**--Horizon League Tournament, Indianapolis, Ind.

%--76 Classic, Anaheim, Calif.

+--Jimmy V Classic, New York, N.Y.

#--BracketBusters.

\$--NCAA Tournament.

Bulldogs Make Fourth Straight NCAA Tournament Appearance

RETURN VISIT: For the fourth consecutive year and for the seventh time in the past decade, Butler is competing in the NCAA Division I Men's Basketball Championship. The Bulldogs, ranked 12th in both the Associated Press (A.P.) and ESPN/USA Today national polls, assured themselves of a return trip to the national tournament by capturing the Horizon League's automatic bid with a convincing 70-45 victory over Wright State in the title game of the 2010 Speedway Horizon League Men's Basketball Championship. Butler also captured the Horizon League's automatic bid in 2008, while earning at-large bids to the national tournament in 2007 and 2009. The four straight appearances are the most by a team from the Horizon League since former league member Xavier made six straight trips to the national championship, 1986-91. Overall, Butler is making its tenth NCAA Tournament appearance, a record for current Horizon League members. The Bulldogs reached the "Sweet 16" twice in the last eight years (2003 & 2007).

Butler has six wins in its last five trips to the NCAA Tournament.

BONUS SEASON: Butler has advanced to post-season tournament play for the 12th time in 14 years. The Bulldogs earned bids to the NCAA Men's Basketball Championship in 1997, 1998, 2000, 2001, 2003, 2007, 2008, 2009 and this season, and to the National Invitational Tournament (NIT) in 1999, 2002 and 2006. Butler's post-season record since 1997 is 10-11 (6-8 NCAA, 4-3 NIT).

2009-10 Butler Resume

- 28-4, 18-0 Horizon League
- Horizon League Regular Season Champs
- Horizon League Tournament Champs
- Ranked No 12 in the Associated Press national poll.
- Ranked No. 12 in the ESPN/USA Today national poll.
- 20-game winning streak (longest in the NCAA Division I)
- Nation-leading 12-1 road record

TOP 20: The Bulldogs, boasting a 20-win season for the fifth consecutive year and for the 12th time in the past 14 years, have the third-highest win total in school history with 28 victories. Butler also won 20 regular season games for the sixth time in school history. The Bulldogs are the only team in Horizon League history to record five or more consecutive 20-win seasons, and they've done it twice (1997-2003, 2006-2010)!

The Bulldogs have won at least 26 games in four consecutive seasons.

RECORD RUN: Butler's 113 wins over the past four seasons have set a school and Horizon League record for most wins in four consecutive years. The Bulldogs also own the two-year (59, 2006-08) and three-year (85, 2006-09) records.

Probable Butler Starters

						PPG	RPG
54	Matt Howard	6-8	230	Jr.	Connersville, Ind./Connersville	12.3	5.4
21	Willie Veasley	6-3	206	Sr.	Freeport, Ill./Freeport	10.3	4.3
20	Gordon Hayward	6-9	207	So.	Brownsburg, Ind./Brownsburg	15.4	8.5
5	Ronald Nored	6-0	174	So.	Homewood, Ala./Homewood	5.9	2.8
1	Shelvin Mack	6-3	215	So.	Lexington, Ky./Bryan Station	13.9	3.5

Head Coach Brad Stevens (DePauw '99), 84-14/Third year

Butler Quick Facts



Butler University

Location: Indianapolis, Ind.
Founded: 1855
Enrollment: 4,400
Nickname: Bulldogs
Conference: Horizon League
Home Court: Hinkle Fieldhouse
Capacity: 10,000
President: Dr. Bobby Fong
Athletic Director: Barry Collier
SID: Jim McGrath
Asst. SID: Josh Rattray
Website: www.butlersports.com

Team Information

Head Coach: Brad Stevens
DePauw '99
84-14/Third year
Assistant Coaches:
Matthew Graves (Butler '98)
Terry Johnson (IPFW '98)
Micah Shrewsbury (Hanover '03)
Director of Basketball Operations:
Darnell Archey (Butler '03)
Athletic Trainer: Ryan Galloy (Butler '00)

2009-10 Record: 28-4

Home: 15-0

Away: 12-1

Neutral: 1-3

2009-10 League Record: 18-0

2009-10 League Season Finish: 1st

2009-10 League Tournament Finish: 1st

Longest Win Streak: 20

Longest Losing Streak: 1

Highest Ranking:

A.P. - No. 11 (last on Nov. 16)

ESPN/USA Today: No. 10 (last on Feb. 22)

NCAA Tournament Appearances: 10th

1962, 1997, 1998, 2000, 2001, 2003,

2007, 2008, 2009, 2010

NCAA Tournament Record: 8-9

Best NCAA Finish:

3rd place, Midwest Regional, 1962

"Sweet 16", 2003

"Sweet 16", 2007

Last NCAA Win:

Butler 81, South Alabama 61, First Round,
East Regional, 2008

POLL NUMBERS: Butler remained at No. 12 in the Associated Press (A.P.) national poll and slipped to No. 12 in the ESPN/USA Today "Top 25," prior to the Horizon League Tournament championship game. The Bulldogs were ranked in both polls for the first seven weeks of the season and have been ranked in the ESPN/USA Today poll for 18 straight weeks. Butler has been ranked in the "Top 25" each year since 2006-07.

LAST TIME OUT: Butler left nothing to chance and finished its amazing run through the Horizon League with a 70-45 victory over Wright State in the title game of the Horizon League Tournament. The top-seeded Bulldogs, who never trailed in the game, led by 14 points at halftime and stretched the margin to as many as 30 points late in the contest. Butler hit 14 of its first 21 (.667) shots and finished the game with a .522 field goal percentage. Butler head coach Brad Stevens was able to play all 15 Bulldogs in the game, with only senior **Willie Veasley** logging more than 30 minutes. The 25-point final margin was the second-largest in Horizon League championship game history!

The Bulldogs improved to 15-3 as a #1 seed in Horizon League Tournament play.

TOURNAMENT TESTED: Junior **Matt Howard** shared Butler's scoring lead against Wright State with 14 points, and he led the Bulldogs with nine rebounds. That effort followed his game-high, 18-point performance against Milwaukee in the tournament semifinals, and made him the hands-down choice as the tournament's Most Valuable Player. Howard earned All-Tournament recognition for the third straight year, becoming the first player to accomplish that feat since Detroit's Rashad Phillips did it, 1999-2001.

Matt Howard has averaged 15.8 points in Butler's last eight games.

ALL-TOURNAMENT: Butler's dominant performance in the championship game of the Horizon League Tournament contributed to the Bulldogs having a league-record four players named to the five-player All-Tournament Team. Tournament MVP Matt Howard led the way, and he was joined on the All-Tournament squad by teammates **Shelvin Mack**, **Gordon Hayward** and **Ronald Nored**. Mack, who had 14 points in the championship game, made the All-Tournament team for the second straight year, while Hayward and Nored were first time picks.

DOUBLE TIME: Sophomore **Gordon Hayward**, who missed Butler's final regular season game with lower back pain, returned to the Bulldogs' lineup in the Horizon League Tournament semifinals and finished with 10 points and 13 rebounds against Milwaukee. It was his fifth consecutive double-double and the 15th double-double of his young Butler career. The five consecutive double-doubles were the most by a Butler player since 1973-74, when Daryl Mason recorded six straight. Hayward had eight points and four rebounds in the league championship game against Wright State.

Gordon Hayward led the Horizon League with 12 double-doubles this season.

POINT GUARD: Sophomore **Ronald Nored**, whose primary duty is to set the Bulldogs' offense, averaged 11.0 points in Butler's two wins at the league tournament. He matched the second-highest point total of his young career with 13 points against Milwaukee in the semifinals and then posted nine points in the championship game. Nored, who has averaged 7.3 points during Butler's current winning streak, has had his top three career scoring performances in Butler's last 11 games.

PERFECT FINISH: With a win at Valparaiso in the final regular season game, Butler became just the fourth team in Horizon League history to finish with an unbeaten league record and the first to post an 18-0 mark! Loyola was 5-0 in 1979-80, Xavier finished 14-0 in 1994-95 and Green Bay was 16-0 in 1995-96. Butler's six-game margin in the final standings was the largest in league history!

Butler is the only unbeaten conference champ in Division I this season.

TROPHY ROOM: Butler won its sixth Horizon League Tournament title, matching former member Xavier for the most in league history. No other league school has won more than three tournament crowns.

Home Improvement

Butler posted a 15-0 record at Hinkle Fieldhouse this season, the Bulldogs' first unbeaten home record since 2002-03. The 15 wins matched the Butler single season record for home victories, set a year ago. The Bulldogs, who compiled a 30-2 record at home over the past two seasons, have won 72 of their last 78 games in Hinkle Fieldhouse. Butler has had a winning home record in 20 consecutive seasons. The Bulldogs are 44-3 at home under head coach Brad Stevens.

2009-10 Horizon League Standings



	League	All Games
Butler	18-0	28-4
Wright State	12-6	20-12
Green Bay	11-7	21-12
Milwaukee	10-8	20-14
Valparaiso	10-8	15-17
Cleveland State	10-8	16-17
Detroit	9-9	20-14
Loyola	5-13	14-16
UIC	3-15	8-22
Youngstown State	2-16	8-22

2009-10 Horizon League All-League Team

First Team

*Gordon Hayward, Butler**
*Matt Howard, Butler**
 Norris Cole, Cleveland State
Shelvin Mack, Butler
 Rahmon Fletcher, Green Bay#

Second Team

Vaughn Duggins, Wright State
 Brandon Wood, Valparaiso
 Cory Johnson, Valparaiso
 Chase Simon, Detroit
 Ricky Franklin, Milwaukee

All-Newcomer Team

Brandon Wood, Valparaiso
 Chase Simon, Detroit
 Eli Holman, Detroit
 Cory Johnson, Valparaiso
 Xavier Keeling, Detroit

All-Defensive Team

Ronald Nored, Butler
 Woody Payne, Detroit
 D'Aundray Brown, Cleveland State
Willie Veasley, Butler
 Vaughn Duggins, Wright State

Player of the Year:

Gordon Hayward, Butler

Newcomer of the Year:

Brandon Wood, Valparaiso

Coach of the Year:

Brad Stevens, Butler

Co-Defensive Players of the Year

Ronald Nored, Butler
 Woody Payne, Detroit

Sixth Man of the Year

Walt Gibler, Loyola

*All-League first team in 2008-09

#All-League second team in 2008-09

TOP CHOICE: Sophomore **Gordon Hayward**, who leads the Bulldogs in scoring (15.4) and rebounding (8.5), became the fourth Butler player in five seasons to be named Horizon League Player of the Year. He follows teammate **Matt Howard** (2008-09), Mike Green (2007-08) and Brandon Polk (2005-06) as recipient of the league's top individual honor. Hayward is the seventh Butler player all-time to be named Horizon League Player of the Year.

LEAGUE FIRST: Butler's success during the regular season translated into three Bulldogs being named first team All-Horizon League. Junior **Matt Howard** and sophomore **Gordon Hayward** each earned first team recognition for the second straight year, while sophomore **Shelvin Mack** captured his initial first team honor. It was the first time one team had three players named to a five-player All-Horizon League first team.

BEST DEFENSE: Sophomore **Ronald Nored** was named Horizon League Co-Defensive Player of the Year (with Detroit's Woody Payne), and senior **Willie Veasley** joined him on the All-Defensive Team selected by league coaches. The two have helped Butler to the No. 1 spot in the league in team scoring defense (60.0).

Butler had all five starters recognized on the All-League Team for the first time.

GRAND EFFORT: Junior **Matt Howard** became the 32nd Butler player to score 1,000 career points earlier this season. His 14 points in the league championship game boosted his career scoring total to 1,285 points, good for 18th place on Butler's all-time scoring list. He trails Ted Guzek (1954-58) in 17th place by 26 points.

LEADING ROLE: For the second straight year, Butler's **Brad Stevens** was named Horizon League Coach of the Year. The 33-year-old Stevens became the fifth coach in league history to capture the award in back-to-back years, following Pete Gillen of Xavier (1993-94), Barry Collier of Butler (1999-2000), Bruce Pearl of Milwaukee (2002-03) and Todd Lickliter of Butler (2006-07).

FAST START: Butler head coach **Brad Stevens** holds the No. 1 spot on the NCAA Division I list for Best Career Starts By Wins, 3 Seasons. Stevens has 84 career wins in his brief career, two better than the previous record held by Mark Fox (Nevada) and Mark Few (Gonzaga). The Butler coach boasts an .857 winning percentage.

2010 Speedway Horizon League Men's Basketball Championship



Opening Round

Tuesday, March 2, HLN

Game 1 - Green Bay, Wis., 8 p.m. (ET)
 #3 Green Bay 81, #10 Youngstown State 67

Game 2 - Valparaiso, Ind., 8 p.m. (ET)
 #7 Detroit 89, #6 Valparaiso 82

Game 3 - Milwaukee, Wis., 8 p.m. (ET)
 #4 Milwaukee 73, #9 UIC 67

Game 4 - Cleveland, Ohio, 7 p.m. (ET)
 #5 Cleveland State 80, #8 Loyola 66

Second Round

Friday, March 5, HLN

Hinkle Fieldhouse, Indianapolis, Ind.
Game 5 - 6 p.m. (ET)
 #7 Detroit 62, #3 Green Bay 53

Game 6 - 8 p.m. (ET)
 #4 Milwaukee 82, #5 Cleveland State 75

Semifinals

Saturday, March 6, ESPNU

Hinkle Fieldhouse, Indianapolis, Ind.
Game 7 - 5:15 p.m. (ET)
 #2 Wright State 69, #7 Detroit 50

Game 8 - 8 p.m. (ET)
 #1 Butler 68, #4 Milwaukee 59

Championship

Tuesday, March 9, ESPN

Hinkle Fieldhouse, Indianapolis, Ind.
Game 9 - 9 p.m. (EST)
 #1 Butler 70, #2 Wright State 45

2010 Horizon League All-Tournament Team

Matt Howard, Butler (MVP)
Shelvin Mack, Butler
Ronald Nored, Butler
Gordon Hayward, Butler
 N'Gai Evans, Wright State

(Note: Butler is the first team in Horizon League history to have four players named to the league's All-Tournament team.)

Butler in the NCAA Tournament

2009
First Round, Greensboro, N.C., 3/19/09
LSU 75, Butler 71

2008
First Round, Birmingham, Ala., 3/21/08
Butler 81, South Alabama 61
Second Round, Birmingham, Ala., 3/23/08
Tennessee 76, Butler 71 (OT)

2007
First Round, Buffalo, N.Y., 3/15/07
Butler 57, Old Dominion 46
Second Round, Buffalo, N.Y., 3/17/07
Butler 62, Maryland 59
"Sweet 16", St. Louis, Mo., 3/23/07
Florida 65, Butler 57

2003
First Round, Birmingham, Ala., 3/21/03
Butler 47, Mississippi State 46
Second Round, Birmingham, Ala., 3/23/03
Butler 79, Louisville 71
"Sweet 16", Albany, N.Y., 3/28/03
Oklahoma 65, Butler 54

2001
First Round, Kansas City, Mo., 3/16/01
Butler 79, Wake Forest 63
Second Round, Kansas City, Mo., 3/18/01
Arizona 73, Butler 52

2000
First Round, Winston-Salem, N.C., 3/17/00
Florida 69, Butler 68 (OT)

1998
First Round, Lexington, Ky., 3/13/98
New Mexico 79, Butler 62

1997
First Round, Detroit, Mich., 3/13/97
Cincinnati 86, Butler 69

1962
First Round, Lexington, Ky., 3/12/62
Butler 56, Bowling Green 55
Regional Semifinals, Iowa City, Iowa, 3/16/62
Kentucky 81, Butler 60
Regional Consolation, 3/17/62
Butler 87, Western Kentucky 86 (OT)

BUTLER'S ALL-TIME NCAA TOURNAMENT SINGLE GAME HIGHS

Scoring

26, Pete Campbell vs. South Alabama, 2008
26, Darnell Archey vs. Louisville, 2003
23, Gerry Williams vs. W. Kentucky, 1962
22, Matt Howard vs. LSU, 2009
21, A. J. Graves vs. Tennessee, 2008
21, Joel Cornette vs. Oklahoma, 2003
21, Tom Bowman vs. W. Kentucky, 1962
20, Andrew Graves vs. Florida, 2000
20, Gerry Williams vs. Kentucky, 1962

Rebounding

12, Jeff Blue vs. Bowling Green, 1962
11, Jeff Blue vs. Kentucky, 1962
11, Tom Bowman vs. Bowling Green, 1962
10, Mike Green vs. Old Dominion, 2007
10, Joel Cornette vs. Louisville, 2003
8, Matt Howard vs. LSU, 2009
8, Shelvin Mack vs. LSU, 2009
8, Mike Green vs. Maryland, 2007
8, Joel Cornette vs. Oklahoma, 2003
8, Otis Frazier vs. New Mexico, 1998
8, Dick Haslam vs. Bowling Green, 1962

Assists

9, Mike Monserez vs. Louisville, 2003
8, Jeff Rogers vs. New Mexico, 1998
6, A. J. Graves vs. South Alabama, 2008
6, Brandon Miller vs. Louisville, 2003
6, Jeff Rogers vs. Cincinnati, 1997



TOURNAMENT NOTES

•Butler is 8-9 all-time in NCAA Tournament play. The Bulldogs are 6-5 with a pair of "Sweet 16" appearances in their last five trips to the national championship.

•The Bulldogs made their first NCAA Tournament appearance in 1962 and then went 35 years before earning a second tournament berth. This year's bid is Butler's ninth in the past 14 years.

•Six of Butler's eight NCAA Tournament wins have come with the Bulldogs wearing the visiting team uniforms (higher seed). The Bulldogs have worn the home uniforms twice, posting wins as a #5 seed over #12 Old Dominion (2007) and as a #7 seed over #10 South Alabama (2008).

•Former guard A. J. Graves is Butler's all-time leading scorer in NCAA Tournament action. He scored 87 points (17.4) in five tournament games, with a high game of 21 points against Tennessee in 2008. Graves scored in double-figures in each NCAA Tournament game in which he played.

•Butler seniors Willie Veasley and Nick Rodgers are making their fourth consecutive appearance in the NCAA Tournament, a Butler record for most tournament appearances. Juniors Matt Howard, Zach Hahn, Shawn Vanzant, Grant Leiendecker and Alex Anglin are making their third NCAA Tournament appearance. Seven previous Butler players (Mike Marshall, Andrew Graves, Joel Cornette, Darnell Archey, Lewis Curry and Mike Moore) also reached the NCAA Tournament three times.

•The Butler record for most NCAA Tournament games is six, shared by current Iowa assistant coach Joel Cornette and Butler Coordinator of Basketball Operations Darnell Archey. Senior Willie Veasley has played in five tournament games.

•Brad Stevens is the first Butler head coach to reach the NCAA Tournament in his first three seasons at the helm of the Bulldogs. He also participated in the

Butler's NCAA Tournament Seeds

1962
At-Large selection, no seeds announced

1997
Automatic qualifier, #14 seed

1998
Automatic qualifier, #13 seed

2000
Automatic qualifier, #12 seed

2001
Automatic qualifier, #10 seed

2003
At-Large selection, #12 seed

2007
At-Large selection, #5 seed

2008
Automatic qualifier, #7 seed

2009
At-Large selection, #9 seed

2010
Automatic qualifier, #5 seed

NCAA Tournament as Butler's director of basketball operations in 2000, and as a Butler assistant coach in 2003 and 2007. He's been on the sidelines with the Bulldogs for six of Butler's eight NCAA Tournament wins.

•Matthew Graves, an assistant coach on Butler's past three NCAA Tournament teams, participated in the NCAA Tournament as a Butler player in 1997 and 1998.

Current Bulldogs In NCAA Tournament Play

	Scoring			
	G	Pts.	Avg.	High
Shelvin Mack	1	18	18.0	18
Matt Howard	3	37	12.3	22
Gordon Hayward	1	12	12.0	12
Avery Jukes	3	15	5.0	9
Willie Veasley	5	20	4.0	11
Ronald Nored	1	4	4.0	4
Shawn Vanzant	3	5	1.7	5
Zach Hahn	3	2	0.7	2
Garrett Butcher	1	0	0.0	0
Grant Leiendecker	1	0	0.0	0

	Rebounding			
	G	Reb.	Avg.	High
Shelvin Mack	1	8	8.0	8
Gordon Hayward	1	6	6.0	6
Matt Howard	3	17	5.7	8
Shawn Vanzant	3	8	2.7	5
Willie Veasley	5	9	1.8	4
Avery Jukes	3	5	1.7	4
Ronald Nored	1	1	1.0	1
Zach Hahn	3	2	0.7	1
Garrett Butcher	1	0	0.0	0
Grant Leiendecker	1	0	0.0	0

	Assists			
	G	Ast.	Avg.	High
Gordon Hayward	1	4	4.0	4
Shelvin Mack	1	3	3.0	3
Ronald Nored	1	3	3.0	3
Shawn Vanzant	3	4	1.3	2
Matt Howard	3	3	1.0	1
Zach Hahn	3	1	0.3	1
Willie Veasley	5	1	0.2	1
Avery Jukes	3	0	0.0	0
Grant Leiendecker	1	0	0.0	0
Garrett Butcher	1	0	0.0	0

Butler NCAA Tournament Records

Single Game

Individual

Most Points: 26, Darnell Archey vs. Louisville, 2003; Pete Campbell vs. South Alabama, 2008
Most Field Goals: 9, Tom Bowman vs. Western Kentucky, 1962; Gerry Williams vs. Kentucky, 1962; Gerry Williams vs. Western Kentucky, 1962; Joel Cornette vs. Oklahoma, 2003; Pete Campbell vs. South Alabama, 2008
Most Field Goal Attempts: 22, Tom Bowman vs. Kentucky, 1962
Best Field Goal Pct. (10 Att.): .818 (9-11), Pete Campbell vs. South Alabama, 2008
Most Three-Point Field Goals: 8, Darnell Archey vs. Louisville, 2003; Pete Campbell vs. South Alabama, 2008
Most Three-Point Field Goal Attempts: 12, A. J. Graves vs. Tennessee, 2008
Best Three-Point Field Goal Pct. (5 Att.): .889 (8-9), Darnell Archey vs. Louisville, 2003
Most Free Throws: 10, Matt Howard vs. LSU, 2009
Most Free Throw Attempts: 13, Matt Howard vs. LSU, 2009
Best Free Throw Pct. (5 Att.): 1.000 (6-6), Jeff Rogers vs. Cincinnati, 1997; A. J. Graves vs. Tennessee, 2008
Most Rebounds: 12, Jeff Blue vs. Bowling Green, 1962
Most Assists: 9, Mike Monserez vs. Louisville, 2003
Most Steals: 5, A. J. Graves vs. Tennessee, 2008
Most Blocked Shots, Game: 3, Joel Cornette vs. Florida, 2000

Team

Most Points (Win): 87 vs. Western Kentucky (86)-OT, 1962
Most Points, Regulation Game: 81 vs. South Alabama, 2008
Fewest Points (Win): 47 vs. Mississippi State (46), 2003
Fewest Points (Loss): 52 vs. Arizona (73), 2001
Biggest Margin of Victory: 20 (81-61) vs. South Alabama, 2008
Field Goals: 38 vs. Western Kentucky, 1962
Field Goal Attempts: 75 vs. Western Kentucky, 1962
Field Goal Pct.: .522 (24-46) vs. Kentucky, 1962
Free Throws: 22 vs. Cincinnati, 1997
Free Throw Attempts: 32 vs. Cincinnati, 1997
Free Throw Pct. (15 made): .864 (19-22) vs. Wake Forest, 2001
Three-Point Field Goals: 15 vs. South Alabama, 2008
Three-Point Field Goal Attempts: 28 vs. Cincinnati, 1997; vs. South Alabama, 2008
Three-Point Field Goal Pct. (5 made): .636 (14-22) vs. Louisville, 2003
Rebounds: 44 vs. Bowling Green, 1962
Assists: 21 vs. Louisville, 2003
Steals: 13 vs. Cincinnati, 1997
Turnovers: 16 vs. Cincinnati, 1997
Blocked Shots: 4 vs. Florida, 2000

Tournament

Individual

Most Points: 56, Gerry Williams, 1962 (3 games)
Most Field Goals: 23, Gerry Williams, 1962 (3 games)
Most Field Goal Attempts: 53, Gerry Williams, 1962 (3 games)
Best Field Goal Pct. (15 Att.): .684 (13-19), Pete Campbell, 2008 (3 games)
Most Three-Point Field Goals: 11, Darnell Archey, 2003 (3 games); Pete Campbell, 2008 (2 games)
Most Three-Point Field Goal Attempts: 23, A. J. Graves, 2007 & 2008
Best Three-Point Field Goal Pct. (10 Att.): .688 (11-16), Darnell Archey, 2003
Most Free Throws: 15, Jeff Blue, 1962 (3 games)
Most Free Throw Attempts: 23, Jeff Blue, 1962 (3 games)
Best Free Throw Pct. (10 Att.): .800 (8-10), A. J. Graves, 2008; Brandon Miller, 2003; Tom Bowman, 1962
Most Rebounds: 31, Jeff Blue, 1962
Most Assists: 14, Mike Monserez, 2003
Most Steals: 9, A. J. Graves, 2008
Most Blocked Shots: 3, Joel Cornette, 2000 & 2003

Team

Most Points: 203, 1962 (3 games)
Most Points Per Game: 76.0, 2008 (2 games)
Field Goals: 82, 1962 (3 games)
Field Goal Attempts: 178, 1962 (3 games)
Field Goal Pct.: .461 (82-178), 1962 (3 games)
Free Throws: 39, 1962 (3 games)
Free Throw Attempts: 55, 1962 (3 games)
Free Throw Pct.: .852 (23-27), 2001 (2 games)
Three-Point Field Goals: 28, 2007 (3 games)
Three-Point Field Goal Attempts: 69, 2007 (3 games)
Three-Point Field Goal Pct.: .444 (24-54), 2008 (2 games)
Rebounds: 99, 1962 (3 games)
Assists: 36, 2003 (3 games)
Steals: 23, 2007 (3 games)
Blocked Shots: 4, 2000 (1 game) & 2003 (3 games)

All-Time

Most Games: 6, Joel Cornette (2000-2003), Darnell Archey (2000-2003)
Most Points: 87, A. J. Graves (5 games, 2007-08)
Most Rebounds: 38, Joel Cornette (5 games, 2000-2003)

Butler Tournament Highlights

- Darnell Archey hit eight three-point field goals and scored a team-high 26 points to lead Butler past #14 Louisville in the second round of the 2003 East Regional, sending Butler to the "Sweet 16".
- Brandon Miller hit a one-handed runner in the lane with 0:06.2 left to give Butler a 47-46 upset of #20 Mississippi State in the first round of the 2003 East Regional in Birmingham, Ala.
- Mike Green hit a pair of free throws with 0:04 remaining to help lift Butler to a 62-59 victory over #18 Maryland, earning the Bulldogs a trip to the 2007 Sweet 16. A. J. Graves had a team-high 19 points in the win.
- Butler stunned basketball fans across the country by racing to a 43-10 halftime lead against #23 Wake Forest in 2001. The 10 points were the fewest scored by one team in a half since the inception of the shot clock in 1985-86. Butler went on to post a 79-63 victory.
- Pete Campbell came off the bench and hit eight of 10 three-point field goal attempts and scored 26 points to lead Butler past South Alabama in the first round of the 2008 national tournament.

Butler Coaches NCAA Tournament Record

	Yrs.	W	L	Pct.
Paul D. "Tony" Hinkle (1962)	1	2	1	.667
Barry Collier (1997, 1998, 2000)	3	0	3	.000
Thad Matta (2001)	1	1	1	.500
Todd Lickliter (2003, 2007)	2	4	2	.667
Brad Stevens (2008, 2009)	2	1	2	.333
Total	9	8	9	.471

Brad Stevens has been a part of Butler's last six NCAA Tournament appearances. He served as a director of basketball operations on Butler's 2001 tournament team, as an assistant coach for the 2003 and 2007 tournament teams and as head coach for Butler's past three trips to the national tournament. Former Butler coach Todd Lickliter participated in four NCAA Championships - 2000 and 2001 as an assistant coach and 2003 and 2007 as head coach.

BULLDOG BITS:

•The Bulldogs have tied Detroit in all-time Horizon League Tournament wins with 28. All 28 wins have come in the last 19 years.

•Butler is the only school in the Horizon League to have won four consecutive regular season championships, and the Bulldogs have done it twice (2000-03, 2007-10).

•Butler was unbeaten in the months of January and February for the first time in school history.

•**Matt Howard** stands in second place on Butler's all-time list for free throws made with 472. He's five free throws shy of the school record (477) set by Bobby Plump, 1954-58.

•**Matt Howard** is shooting .545 (79-145) during Butler's current 20-game winning streak.

•**Matt Howard** leads the Horizon League in free throws made with 160, while teammate **Gordon Hayward** is second with 142. Hayward is fifth in the league in free throw percentage (.830), while Howard is ninth (.808).

•**Gordon Hayward** was the lone Butler player named to the 2009-10 U. S. Basketball Writers Association All-District V Team.

•**Gordon Hayward** has moved into third place on the Butler's all-time list for sophomore scoring with 477 points, passing teammate **Matt Howard** (475).

•**Gordon Hayward** has averaged a team-best 14.4 points during the squad's current 20-game winning streak. He's shot .520 from the field and scored 20 or more points four times during the streak.

•**Gordon Hayward** ranks fifth in the Horizon League in scoring (15.4) and third in rebounding (8.5). He's the lone player in the league to rank in the "Top 5" in both scoring and rebounding.

•**Shelvin Mack** has moved into eighth place on Butler's list for sophomore season scoring with 444 points. He trails Jeff Blue (1961-62) in seventh place by three points.

•Butler is 24-4 when **Shelvin Mack** scores at least 14 points in a game, and 16-1 when he leads the team in scoring.

•Butler boasts three of the "Top 10" players in field goal pct. in the Horizon League. Senior **Willie Veasley** ranks fourth (.509), junior **Matt Howard** is fifth (.500) and sophomore **Gordon Hayward** is seventh (.484). **Shelvin Mack** ranks 15th in the league (.460).

•Junior **Willie Veasley** has scored in double-figures in six of his last eight games. He's averaged 13.3 points in the three games since missing the Siena contest with a sprained left knee.

•**Willie Veasley** was named to the 11th Annual All-Glue Team, selected by Seth Davis (SI.com), recognizing players who "do everything to win." The other four players chosen were David Lighty of Ohio State, Chris Kramer of Purdue, Reggie Redding of Villanova and Rick Jackson of Syracuse.

•Sophomore **Ronald Nored**, who had five assists in the Horizon League Tournament championship game, has averaged 4.3 assists/game during Butler's 20-game winning streak. Nored ranks second in the Horizon League in assist/turnover ratio (1.9), seventh in assists (3.6) and seventh in steals (1.6)

•Junior **Zach Hahn**, who hit three of four three-point field goal attempts in the Horizon League championship game, leads the League in three-point field goal shooting (.434). Hahn has shot .471 (32-68) from the three-point arc during Butler's 20-game winning streak.

•The Bulldogs, who lead the Horizon League in team scoring defense (60.0), have held seven of their last eight foes below 60 points.

The Streak

•Butler owns the longest winning streak in the nation with a school-record 20 consecutive victories. The Bulldogs are unbeaten (19-0) in 2010.

•Butler's streak includes 11 wins at home and nine on the road.

•The Bulldogs have an average winning margin of 13.6 during the 20-game streak.

•Four different players have led or shared the team lead in scoring during Butler's streak. Shelvin Mack has topped the team seven times, Gordon Hayward and Matt Howard each have led six times and Willie Veasley has paced the Bulldogs three times.

•Four Butler players - Gordon Hayward (14.4), Shelvin Mack (13.7), Matt Howard (12.8) and Willie Veasley (10.9) have averaged double-figures during the winning streak.

•Butler has shot 48% (476-992) during the streak, while holding opponents to 38.9% (403-1036).

•The Bulldogs defeated two teams, Wright State and Milwaukee, three times during the streak.

•After Butler's loss at UAB on Dec. 22, the Bulldogs dropped 17 spots in the Associated Press national poll (from No. 20 to No. 37). The Bulldogs didn't return to the A.P. Top 25 until Feb. 1, after winning 10 consecutive games.

•Butler has won its last 22 games when hitting at least nine three-point field goals. The Bulldogs, who hit nine three-pointers against Wright State in the league championship title game, are 39-1 under head coach Brad Stevens when hitting nine or more three-pointers in a game.

•The Bulldogs are tied for sixth in the NCAA Division I in won-lost percentage (.875). Butler is tied for seventh in the nation in total wins (28).

•Butler leads the nation (NCAA Division I) in road victories with a 12-1 mark this season.

Butler Career Specialty Stats Double-Doubles

Gordon Hayward	15
Matt Howard	9
Willie Veasley	1

Double-Figures Scoring

Matt Howard	71
Gordon Hayward	46
Shelvin Mack	45
Willie Veasley	37
Zach Hahn	10
Ronald Nored	7
Avery Jukes	5
Shawn Vanzant	3
Grant Leiendecker	1

Double-Figures Rebounding

Gordon Hayward	16
Matt Howard	10
Willie Veasley	2

2009-10 Butler Quick View

Most Points

91 vs. Youngstown State

Most Points, First Half

49 vs. Youngstown State

Most Points, Second Half

47 at UIC

Biggest Margin of Victory

30 points vs. Youngstown State (91-61)

Biggest Margin of Defeat

10 points at UAB (67-57)

Biggest Deficit

17 points vs. Georgetown (52-35)

Biggest Halftime Lead

18 points at Ball State (29-11)

Biggest Halftime Deficit

10 points at UAB (32-22)

Biggest Deficit Overcome

10 points vs. Davidson (31-21, 1st Half)

10 points vs. Milwaukee, 3/6 (25-15, 1st Half)

Biggest Second Half Deficit Overcome

7 points at Milwaukee (49-42, 14:03)

Maybe You Missed This:

•Butler is the first team in Horizon League history to record four consecutive seasons of 25 wins or more. The Bulldogs won 29 games in 2006-07, 30 in 2007-08, 26 in 2008-09 and 28 this season.

•Butler is one of just three schools to win at least 25 games in each of the last four seasons. The other two are Kansas and BYU.

•Butler has been one of the most successful basketball programs in Division I over the past decade. Heading into this season, Butler ranked 12th in Division I in winning percentage (.729) from 2000-09.

•The 2010 Pomeroy College Basketball Ratings listed Butler's preconference schedule as the fourth toughest in the nation. The Bulldogs played #16 Minnesota and #19 Clemson in a four-day period at the 76 Classic in Anaheim, Calif., and #15/13 Georgetown at the Jimmy V Classic in New York. Butler defeated #13/15 Ohio State and the Bulldogs faced Northwestern and UAB, two teams that subsequently earned a "Top 25" ranking.

•Butler was ranked in the Associated Press (A.P.) and ESPN/USA Today preseason polls for the first time in school history. The Bulldogs were ranked No. 11 in the A.P. poll and No. 10 in the ESPN/USA Today poll.

•Sophomore **Gordon Hayward** averaged a double-double (14.0 points, 10.0 rebounds) and was named to the five-player All-Tournament Team at the 76 Classic.

BUTLER IN THE POLLS

2009-10

	AP	ESPN/ USA Today
Preseason	11	10
Nov. 16	11	10
Nov. 23	12	10
Nov. 30	23	20
Dec. 7	22	20
Dec. 14	21	17
Dec. 21	20	16
Dec. 28	RV	23
Jan. 4	RV	24
Jan. 11	RV	22
Jan. 18	RV	20
Jan. 25	RV	18
Feb. 1	23	15
Feb. 8	18	15
Feb. 15	18	13
Feb. 22	15	10
Mar. 1	12	11
Mar. 8	12	12

Associated Press Poll (March 8, 2010)					ESPN/USA Today Poll (March 8, 2010)				
Rank	Team	Record	Points	Prev.	Rank	Team	Record	Points	Prev.
1.	Kansas	29-2	1623	2	1.	Kansas	29-2	774	2
2.	Kentucky	29-2	1553	3	2.	Kentucky	29-2	740	3
3.	Syracuse	28-3	1500	1	3.	Syracuse	28-3	709	1
4.	Duke	26-5	1348	4	4.	Duke	26-5	661	4
5.	Ohio State	24-7	1344	6	5.	Purdue	26-4	625	6
6.	Purdue	26-4	1252	7	6.	West Virginia	24-6	610	8
7.	West Virginia	24-6	1231	10	7.	Ohio State	24-7	604	7
8.	New Mexico	28-3	1188	8	8.	New Mexico	28-3	526	10
9.	Kansas State	24-6	1063	5	9.	Kansas State	24-6	501	5
10.	Villanova	24-6	1016	9	10.	Villanova	24-6	476	9
11.	Michigan State	24-7	1015	11	11.	Michigan State	24-7	463	12
12.	Butler	27-4	796	12	12.	Butler	27-4	461	11
13.	Wisconsin	23-7	710	15	13.	Tennessee	23-7	387	13
14.	Brigham Young	28-4	690	14	14.	Gonzaga	26-5	347	14
15.	Tennessee	23-7	650	16	15.	Brigham Young	28-4	324	15
16.	Pittsburgh	24-7	644	17	16.	Pittsburgh	24-7	295	18
17.	Temple	26-5	552	20	17.	Temple	26-5	282	16
18.	Gonzaga	26-5	534	18	18.	Wisconsin	23-7	273	17
19.	Maryland	23-7	499	22	19.	Maryland	23-7	210	23
20.	Vanderbilt	23-7	480	13	20.	Baylor	24-6	167	22
21.	Baylor	24-6	474	21	21.	UTEP	24-5	153	21
22.	Georgetown	20-9	277	19	22.	Georgetown	20-9	125	20
23.	Texas A & M	22-8	271	23	23.	Vanderbilt	23-7	117	19
24.	Xavier	23-7	136	25	24.	Texas A & M	22-8	103	24
25.	UTEP	24-5	134	24	25.	Northern Iowa	28-4	54	25

Others Receiving Votes: Northern Iowa 48, Richmond 41, Utah State 12, Virginia Tech 12, Teu 10, Notre Dame 6, Marquette 6, Cornell 3, Louisville 3, California 2, Oklahoma State 1, Siena 1.

Others Receiving Votes: Utah State 24, Xavier 24, Cornell 10, Texas 7, Saint Mary's 6, Richmond 5, California 4, UNLV 2, Oklahoma State 2, Virginia Tech 2, Old Dominion 1, Memphis 1.

•Junior **Matt Howard** set a 76 Classic tournament record by hitting 15 of 18 free throws against Minnesota in the opening round of the Anaheim tournament.

•**Gordon Hayward** was named USBWA Oscar Robertson National Player of the Week, following Butler's games against Georgetown and Ohio State. Hayward averaged 24.0 points and 8.0 rebounds against the two nationally-ranked foes.

•For the second time in three years, Butler had two men's basketball players named to the Academic All-America team. Junior **Matt Howard**, a finance major with a 3.77 grade point average, was named first team on the 2009-10 ESPN The Magazine University Division Academic All-America squad, while sophomore **Gordon Hayward**, a computer engineering major with a 3.31 GPA, was picked third team. Howard was a second team Academic All-American last season, and two years ago, Butler was represented on the honor squad by A. J. Graves (second team) and Drew Streicher (third team). Butler has had six players honored on the Academic All-America team in the past four seasons.

•The Bulldogs are 10-14 against teams ranked in the "Top 25" since 2000. Butler posted a victory over #13/15 Ohio State, 74-66, this season. The Bulldogs are 14-7 in their last 21 games against teams from the BCS conferences.

•Butler has led all Division I schools in Indiana in victories in each of the last four seasons. The Bulldogs were 4-0 against Indiana foes this season.


•Butler head coach **Brad Stevens** used the first day of the fall signing period to wrap-up his 2010-11 recruiting class. Signing with the Bulldogs on November 11 were 6-9 **Erik Fromm** of Bloomington (Ind.) South High School, 6-7 **Khyle Marshall** of Flanagan High School in Pembroke Pines, Fla., and 6-1 **Chrishawn Hopkins** of Manual High School in Indianapolis. Fromm averaged 10.3 points and 7.1 rebounds as a junior, while leading his high school team to a 26-0 record and a Class 4A state championship. Marshall averaged 26 points and 12.5 rebounds a year ago, while earning All-State honors. Hopkins averaged 17.3 points in just seven games at Manual, after transferring from Las Vegas last year.

DECADE OF SUCCESS

The Bulldogs' victory over Green Bay on Dec. 31 closed out the most successful decade in Butler basketball history. Butler won nearly 70% of its games during the decade, posting a 10-year record of 236-103. The Bulldogs had eight 20-win seasons, earned eight postseason tournament bids and had a pair of NCAA Sweet 16 appearances from 1999-2000 to 2008-09!

Brad Stevens

Head Coach, Butler University



To say that the meteoric coaching rise of Butler's Brad Stevens has been remarkable is like saying Ted Williams was a decent hitter or Michael Jordan was a good basketball player. Just three years into his career as a collegiate head coach and just 10 years after leaving a business position as a marketing associate, Stevens has climbed to the top of the list for best career starts in NCAA history!

Stevens, who picked up his second consecutive Horizon League Coach of the Year award this season, has guided the Bulldogs to 84 wins in his brief career, breaking the previous three-year NCAA Division I record of 81 wins held by Mark Few of Gonzaga and Mark Fox of Nevada. This season, Stevens has led Butler to a 28-4 overall record, the Horizon League's first 18-0 conference mark and fourth overall unbeaten record, a fourth consecutive league regular season championship and a second Horizon League Tournament crown in three years. The Bulldogs have been nationally-ranked for the fourth straight year, and Butler enters the NCAA Tournament with a school-record, 20-game winning streak, currently the longest winning streak in the nation! The Butler coach has been named NABC All-District 12 Coach, and he's a finalist for the Hugh Durham, Jim Phelan and Skip Prosser Coach of the Year awards.

NCAA Division I Best Career Starts By Wins - 1 Year

Coach, Team	Years	Record
Bill Guthridge, North Carolina	1997-98	34-4
Bill Hodges, Indiana State	1978-79	33-1
Jamie Dixon, Pittsburgh	2003-04	31-5
<i>Brad Stevens, Butler</i>	<i>2008-09</i>	<i>30-4</i>
Stan Heath, Kent State	2001-02	30-6

In his debut season, Stevens guided Butler to a school- and Horizon League-record 30-4 mark. The Bulldogs captured the Great Alaska Shootout, won a second consecutive Wooden Tradition trophy, and wrapped up Horizon League regular season and tournament championships. Butler won a first-round NCAA Tournament game, before falling in overtime to #5 Tennessee in the second round. The Bulldogs were ranked in the "Top 25" of the A. P. and ESPN/USA Today national polls for a school- and league-record 19 consecutive weeks, including a record three weeks in the "Top 10." Butler set school- and league-records for total wins (30) and regular season wins (27) and tied the league-record for league wins (16).

Only three coaches in NCAA Division I history - Bill Guthridge, North Carolina (34), Bill Hodges, Indiana State (33) and Jamie Dixon, Pittsburgh (31) - posted more first-year wins than the Butler coach. And at 31, Stevens became the third-youngest Division I coach to guide his team to 30 wins - the youngest in more than half a century!

Stevens became the first men's basketball coach in Butler history to lead the Bulldogs to 30 wins, and he broke the previous 34-game Butler coaching record (28-6) shared by three coaches. He moved into seventh place on Butler's all-time list for coaching victories after just one season.

His second season produced perhaps an even more remarkable record! He guided a Butler team picked fifth in the Horizon League, with no seniors and just one returning starter, to 26 wins, a "Top 25" national ranking, a second consecutive Horizon League regular season championship and another trip

to the NCAA Tournament. He recorded his 50th career win faster than any other coach in Butler men's basketball history, and faster than all but four coaches in Division I history! One coach in NCAA Division I history - Bill Guthridge of North Carolina (58-14, 1998-99) - posted more wins in his first two seasons! Stevens was the mid-season recipient of the Hugh Durham Mid-Major Coach of the Year Award, and he was cited as the Horizon League Coach of the Year.

Stevens, 33, was introduced as the new men's basketball head coach at Butler University on April 4, 2007, just three days after his former boss, Todd Lickliter, was named head coach at the University of Iowa. Stevens became the third consecutive former Butler assistant coach to be named head coach of the Bulldogs, and he served under the previous two - Thad Matta and Lickliter.

Stevens worked with Lickliter for six seasons, 2001-07. During his tenure as an assistant coach with the Bulldogs, Butler compiled a 131-61 record, won three Horizon League regular season championships and made four trips to postseason tournament play. In 2006-07, Butler compiled a 29-7 record and advanced to the Sweet 16 of the NCAA Tournament. The Bulldogs won the NIT Season Tip-Off at Madison Square Garden in New York, and the team was ranked in the "Top 25" of both the Associated Press (A.P.) and ESPN/USA Today national polls for 16 consecutive weeks.

Stevens joined the Bulldogs' staff in 2000-01 as coordinator of basketball operations, handling a variety of administrative duties. He was offered a full-time assistant coaching position by Lickliter in 2001-02.

NCAA Division I Best Career Starts By Wins - 2 Years

Coach, Team	Years	Record
Bill Guthridge, North Carolina	1998-99	58-14
<i>Brad Stevens, Butler</i>	<i>2008-09</i>	<i>56-9</i>
Everett Case, No. Carolina St.	1947-48	55-8
Todd Lickliter, Butler	2002-03	53-12
Ben Carnevale, North Carolina	1945-46	52-11

Brad Stevens' Head Coaching Record

Year	School	Overall	Pct.	Horizon League	Pct.	League Finish	Postseason
2007-08	Butler	30-4	.882	16-2	.889	1st	NCAA (Round of 32)
2008-09	Butler	26-6	.813	15-3	.833	1st	NCAA (Round of 64)
2009-10	Butler	28-4	.875	18-0	1.000	1st	NCAA (Round of 64)
Career		84-14	.857	49-5	.907		

**NCAA Division I
Best Career Starts By Wins - 3 Years**

Coach, Team	Years	Record
Brad Stevens, Butler	2008-10	84-14
Mark Fox, Nevada	2005-07	81-18
Mark Few, Gonzaga	2000-02	81-20
Everett Case, No. Carolina St.	1947-49	80-16
Bill Guthridge, North Carolina	1998-2000	80-28

The Butler coach left a position as a marketing associate at Eli Lilly and Company in Indianapolis in June of 2000 to pursue a career in basketball coaching. He served in a volunteer capacity in Butler's basketball office during the summer of 2000, before eventually gaining a full-time administrative position on the Bulldogs' staff under Matta in the fall of 2000.

Prior to joining the Bulldogs' staff, Stevens served as a volunteer basketball coach at Carmel High School, working with coach Pete Smith. He further served as an assistant coach for the 17-year-old Municipal Gardens AAU team, helping the squad to a 12th place finish in the national tournament.

Stevens completed a stellar high school basketball career in 1995 as the all-time basketball scoring leader at Zionsville High School in Indiana. During his prep career, he set team all-time records for three-point field goals and assists. He went on to earn all-conference and academic all-conference honors as a four-year member of the basketball team at DePauw University. He was team captain and received the squad's "Coaches Award" in 1998-99.

Stevens earned a B.A. degree in economics from DePauw in 1999. He and his wife, Tracy, have two children, son Brady and daughter Kinsley.

May You Missed This:

The top six single season win totals in Butler basketball history have been recorded since Brad Stevens joined the Bulldogs' staff as a coach. He led the Bulldogs to a school-record 30 wins in his first year (2007-08) as head coach, and he's also coached the third- (28 in 2009-10) and fifth- (26 in 2008-09) highest single season win totals in Butler history. He served as an assistant coach for Butler teams that won 29 games (2006-07), 27 games (2002-03) and 26 games (2001-02). Butler was 24-8 in his one season as the Bulldogs' Director of Basketball Operations (2000-01). In total, Stevens has been a part of 239 victories in 10 seasons on Butler's basketball staff!

The Brad Stevens File

Name: Bradley Kent Stevens
Birthdate: 10/22/76
Wife: Tracy
Children: Brady, Kinsley
High School: Zionsville (Ind.)
College: DePauw University (Bachelor's Degree '99)
Sports Played: Basketball (Four varsity letters; team captain; HM All-Conference; Academic All-Conference)
Coaching Career:
 Assistant Coach, Butler University, 2001-07
 Head Coach, Butler University, 2007-
Notable:
 •Brad Stevens became the first men's basketball coach in Butler history to lead the Bulldogs to 30 wins in a season.
 •Brad Stevens was the only assistant coach in Butler basketball history to help the Bulldogs to two NCAA Sweet 16 appearances.
 •Brad Stevens is a two-time Horizon League "Coach of the Year"

HEADLINES

Butler Coach Earns All-District Honors

Butler head coach Brad Stevens was honored by his peers who selected him as a 2010 National Association of Basketball Coaches Division I All-District Coach. Stevens was picked as the Coach of the Year for District 12. The Butler coach led the Bulldogs to a 28-4 campaign, a perfect 18-0 record in the Horizon League, "Top 25" national rankings in both the Associated Press and ESPN/USA Today national polls, Horizon League regular season and tournament championships and the nation's longest winning streak (20 straight games). Stevens was one of 24 coaches honored by the NABC.

2010 NABC Division I All-District Coaches District Coach

- 1 Fran McCaffery, Siena
- 2 Gary Williams, Maryland
- 3 Robbie Laing, Campbell
- 4 Fran Dunphy, Temple
- 5 Jim Boeheim, Syracuse
- 6 Tad Boyle, Northern Colorado
- 7 Stew Morrill, Utah State
- 8 Matt Painer, Purdue
- 9 Frank Martin, Kansas State
- 10 Mark Few, Gonzaga
- 11 Tony Shaver, William and Mary
- 12 Tony Barbee, UTEP
- 13 Brad Stevens, Butler
- 14 Steve Donahue, Cornell
- 15 Geno Ford, Kent State
- 16 Todd Bozeman, Morgan State
- 17 Ben Jacobson, Northern Iowa
- 18 Steve Alford, New Mexico
- 19 Tom Moore, Quinnipiac
- 20 Billy Kennedy, Murray State
- 21 Herb Sendek, Arizona State
- 22 Kevin Stallings, Vanderbilt
- 23 Mike Young, Wofford
- 24 Bob Marlin, Sam Houston State
- 25 Johnny Jones, North Texas

Brad Stevens Named A Finalist For Several National Coaching Honors

Butler head coach Brad Stevens has been named a finalist for three national awards presented by CollegeInsider.com. The third-year Butler coach is one of 15 finalists for the 2010 Jim Phelan National Coach of the Year Award, one of 14 finalists for the 2010 Hugh Durham Mid-Major Coach of the Year Award and one of 15 finalists for the 2010 Skip Prosser Award.

The Jim Phelan Award is given annually to the nation's top coach, as voted on by a 20-member panel. The Hugh Durham Award, presented to the nation's top Mid-Major coach, also is selected by a 20-member panel. The Skip Prosser Award was established to honor a coach who not only achieves success on the basketball court, but also displays moral integrity off the court.


John Calipari of Memphis was the 2009 recipient of the Jim Phelan Award, Todd Bozeman of Morgan State earned the Hugh Durham Award a year ago, and Ed Conroy of the Citadel received the 2009 Skip Prosser Award.

Stevens Sets Butler Coaching Mark

Brad Stevens has become the first coach in Butler basketball history to lead the Bulldogs to three consecutive NCAA National Tournament appearances, and he's done it in his first three years as a collegiate head coach. With this year's bid, he's also tied former Butler coaches Barry Collier and Todd Lickliter for most NCAA Tournament appearances (3).

Stevens led the Bulldogs to a first round win in the NCAA Men's Basketball National Championship in 2008, his first season as a head coach, and last year, the Bulldogs fell in the first round of the tournament to LSU, 75-71.

2009-10 Bulldogs



#1 SHELVIN MACK
G, 6-3, 215, So.
Lexington, Ky./Bryan Station

Quick Hits:

- Preseason second team All-Horizon League.
- Captain of the gold medal-winning USA U19 World Championship Team during the summer of 2009.
- Averaged 5.9 points and hit nine of 10 free

throw attempts for the USA squad during the World Championships.

- Butler's co-scoring leader (12.0 ppg) on the team's summer trip to Italy.
- Named first team on the 2009-10 All-Horizon League Team.
- Chosen to the 2010 Speedway Horizon League All-Tournament Team.
- Currently stands eighth on Butler's all-time list for sophomore scoring (444).

2009-10 Highlights

Starter in all 32 Butler games this season and in 64 consecutive games in his Butler career...second on the team in scoring and assists...led the Bulldogs with 15 points and matched his career-high with eight assists at Northwestern...had a team-high 17 points at Evansville...scored 20 points against Minnesota in the opening round of the 76 Classic...led the Bulldogs with 21 points against UCLA in the second round of the 76 Classic...had 15 points and eight rebounds against #19 Clemson at the 76 Classic...hit four three-point field goals in the first half and shared the team scoring lead with 15 points at Ball State...had 12 points and five rebounds against Georgetown in the Jimmy V Classic...scored 12 points and added a team-high five assists in Butler's victory over Ohio State...scored 14 points in Butler's victory over Xavier...had 11 points and seven rebounds at UAB...led all scorers with 14 points in Butler's victory at home over Green Bay...paced the Bulldogs over Milwaukee at home with a career-high 25 points...led all scorers with 21 points in Butler's victory at Wright State...scored 10 points and nailed the game-winner with 0:59 left in overtime in Butler's victory at Detroit...scored 11 first-half points and finished with 15 in Butler's home victory over Cleveland State...tallied 22 points in the first half and finished with a game-high 24 points in 28 minutes in Butler's home victory over Youngstown State...shared the team scoring lead with 12 points at Loyola...had 15 points, six assists and a career-high three steals in 26 minutes at UIC...scored 11 points and matched his career-high with eight assists at Green Bay...had 10 points in Butler's home win over Wright State...had seven points and seven assists at Youngstown State...scored 11 points and recorded a team-high four assists at Cleveland State...led the Bulldogs with 23 points in their nationally-televised victory over Siena...had 16 points, 5 rebounds and three steals at Valparaiso...scored 12 points against Milwaukee in the semifinals of the Horizon League Tournament...shared the team scoring lead with 14 points against Wright State in the Horizon League Tournament championship game.

2008-09 Highlights:

- Starter in all 32 games as a freshman.
- Led the Bulldogs in assists in 2008-09, becoming just the third freshman in Butler basketball history to record 100 assists.
- Finished as the team's third-leading scorer (11.9) and third-leading rebounder (4.4).
- Scored in double-figures in 18 games; led Butler in scoring in six

Shelvin Mack File

Full Name: Shelvin Bernard Mack
Born: 4/22/90
Parents: Victoria Guy
College Major: Media Arts
Why I Chose Butler:
Because of the strong academics and because its a smaller school.
My Advice To Youngsters: Whatever you choose to do, give a 100% effort. In the long run, it will pay off.

different games.

- Ranked second in the Horizon League in assist/turnover ratio (1.6) and finished sixth in assists (3.5).
- Named to the Horizon League All-Newcomer Team and to the Horizon League All-Tournament Team.
- Named honorable mention on the CollegeHoops.net All-Freshman Team.
- Shared the Butler freshman record for games started (32) with teammates Gordon Hayward and Ronald Nored
- Finished fourth on Butler's all-time list for freshman scoring (364).
- Hit a career-high five three-point field goals and matched his season scoring high with 22 points in a win over UAB.
- Sparked the Bulldogs with a season-high 22 points and five assists in a win at Youngstown State.

High School: One of the top-rated high school players in Kentucky as a senior at Bryan Station...two-year All-State performer...finalist for Kentucky Player of the Year honors...named to the Kentucky All-Star Team for the annual Indiana-Kentucky summer all-star series...led all players in the Indiana-Kentucky game at Conoco Fieldhouse with 24 points, six rebounds, four assists and four steals...had 16 points, six rebounds and five assists in the second Indiana-Kentucky All-Star Game...selected East MVP in the Kentucky East-West All-Star Game after posting 18 points, seven rebounds and three assists in the postseason contest...earned All-District honors for three straight years and All-Region honors for four consecutive years...three-year team captain...named to the Lexington All-City Team in 2007-08...averaged 23.7 points, 7.7 rebounds, 7.5 assists and 3.8 steals as a senior...ranked 10th in the state of Kentucky in scoring in final season...led his high school team in scoring, rebounding, assists, steals, three-point shooting percentage and free throw shooting percentage in 2007-08...compiled 1,725 career points and more than 500 career assists...tallied a career-high 33 points against Fern County as a senior...helped lead Bryan Station to a 30-3 campaign, a District championship, a Regional runner-up finish and a #1 state rank as a senior...contributed to 112 victories during his high school career...earned four varsity basketball letters...High School Coach: Champ Ligon.

2009-10 Bulldogs

Shelvin Mack Career Highs

Points: 25 vs. Milwaukee, 1/2/10
Field Goals: 9 vs. Youngstown State, 1/16/10
Field Goal Attempts: 15 vs. UAB, 12/30/08
3-Point Field Goals: 5 vs. UAB, 12/30/08; vs. Youngstown State, 1/16/10
3-Point Field Goal Attempts: 10 vs. UAB, 12/30/08
Free Throws: 7 vs. UCLA, 11/27/09
Free Throw Attempts: 9 vs. UCLA, 11/27/09
Rebounds: 9 vs. Cleveland State, 3/10/09
Assists: 8 vs. Florida Gulf Coast, 12/20/08; at UIC, 1/17/09; vs. Green Bay, 1/22/08; at Green Bay, 2/2/09; at Northwestern, 11/18/09; at Green Bay, 1/29/10
Steals: 3 vs. Ball State, 11/19/08; at Ohio State, 12/13/08; at Loyola, 1/15/09; at Detroit, 1/10/10; vs. Cleveland State, 1/14/10; vs. Youngstown State, 1/16/10; at UIC, 1/23/10; at Valparaiso, 2/26/10
Blocked Shots: 1 at Wright State, 2/7/09; at Northwestern, 11/18/09; at Green Bay, 1/29/10; at Cleveland State, 2/13/10
Minutes: 37 at UIC, 1/17/09; at Davidson, 2/21/09; at UAB, 12/22/09

2008-09 Game-By-Game

Date	Opponent	MIN	FG	3PT	FT	REB	AST	TO	B	S	PTS
11-15	at Drake*	29	3-7	1-4	2-2	5	2	3	0	1	9
11-19	Ball State*	31	1-6	1-4	3-4	4	2	0	0	3	6
11-22	IU-South Bend*	17	7-12	4-9	1-2	3	3	2	0	1	19
11-26	Northwestern*	31	2-7	1-5	2-4	2	1	2	0	1	7
11-29	Evansville*	28	8-11	2-2	0-0	4	1	0	0	1	18
12-4	at Cleveland State*	33	2-9	0-3	0-0	3	2	2	0	1	4
12-6	at Youngstown State*	30	7-13	4-7	4-4	2	5	1	0	0	22
12-10	at Bradley*	35	6-9	2-4	6-6	8	6	3	0	0	20
12-13	at Ohio State*	35	3-11	1-5	6-6	4	7	5	0	3	13
12-20	Florida Gulf Coast*	29	4-12	3-9	1-1	4	8	1	0	1	12
12-23	at Xavier*	25	2-9	1-3	2-2	3	3	1	0	0	7
12-30	UAB*	35	7-15	5-10	3-4	4	2	2	0	2	22
1-3	at Valparaiso*	26	4-10	3-8	3-4	2	4	0	0	1	14
1-8	Wright State*	18	1-4	1-4	2-4	2	2	1	0	1	5
1-10	Detroit*	29	3-10	1-4	0-1	2	4	1	0	1	7
1-15	at Loyola*	30	7-13	4-7	2-2	3	3	3	0	3	20
1-17	at UIC*	37	5-14	2-9	6-6	8	8	1	0	2	18
1-22	Green Bay*	32	4-7	2-5	1-2	5	8	3	0	0	11
1-24	Milwaukee*	28	5-11	4-9	0-1	4	3	5	0	2	14
1-30	Valparaiso*	32	2-10	1-6	3-6	7	1	4	0	2	8
2-2	at Green Bay*	38	2-9	2-5	4-4	5	8	2	0	1	10
2-5	at Detroit*	33	5-8	0-1	4-4	2	1	3	0	1	14
2-7	at Wright State*	20	3-7	2-6	0-0	2	0	3	1	0	8
2-13	UIC*	36	4-13	2-9	2-3	4	4	1	0	1	12
2-15	Loyola*	34	1-10	0-6	3-4	3	2	2	0	1	5
2-18	at Milwaukee*	30	4-11	1-5	2-2	6	0	2	0	0	11
2-21	at Davidson*	37	3-11	1-3	2-2	6	4	3	0	2	9
2-26	Youngstown State*	29	2-6	0-3	2-2	3	6	2	0	1	6
2-28	Cleveland State*	33	4-8	0-3	0-4	8	3	5	0	0	8
3-7	Wright State*	30	1-7	1-4	4-6	6	3	2	0	0	7
3-10	Cleveland State*	36	5-10	2-7	6-8	9	2	1	0	1	18
3-19	LSU*	36	5-12	3-6	5-7	8	3	1	0	2	18

*Starter.

2009-10 Game-By-Game

Date	Opponent	MIN	FG	3PT	FT	REB	AST	TO	B	S	PTS
11-14	Davidson*	23	2-8	0-2	3-4	1	4	1	1	1	7
11-18	at Northwestern*	33	6-12	2-5	1-2	5	8	1	1	2	15
11-21	at Evansville*	32	5-10	3-6	4-6	3	3	2	0	2	17
11-26	vs. Minnesota*	32	6-14	3-8	5-5	6	3	7	0	0	20
11-27	vs. UCLA*	33	6-10	2-5	7-9	5	0	2	0	0	21
11-29	vs. Clemson*	31	6-13	3-7	0-0	8	4	3	0	1	15
12-2	at Ball State*	30	5-10	4-7	1-2	3	4	2	0	1	15
12-5	Valparaiso*	27	4-9	1-4	2-2	0	2	1	0	1	11
12-8	vs. Georgetown*	29	5-14	1-5	1-1	5	2	4	0	2	12
12-12	Ohio State*	30	4-10	2-6	2-4	3	5	2	1	0	12
12-19	Xavier*	28	5-10	1-3	3-5	4	2	3	0	1	14
12-22	at UAB*	37	5-14	1-5	0-1	7	3	3	0	1	11
12-31	Green Bay*	30	6-12	0-2	2-3	2	3	0	0	1	14
1-2	Milwaukee*	33	8-14	3-7	6-8	2	2	1	0	2	25
1-8	at Wright State*	32	7-13	3-8	4-4	3	3	5	0	2	21
1-10	at Detroit*	32	4-14	1-4	1-2	1	4	2	0	3	10
1-14	Cleveland State*	32	6-8	1-1	2-2	4	4	0	0	3	15
1-16	Youngstown State*	28	9-13	5-7	1-1	1	2	3	0	3	24
1-21	at Loyola*	33	5-12	1-6	1-2	2	1	2	0	0	12
1-23	at UIC*	26	4-9	1-3	6-6	2	6	3	0	3	15
1-29	at Green Bay*	30	5-13	0-4	1-2	2	8	1	1	2	11
1-31	at Milwaukee*	31	5-13	1-2	2-4	5	1	0	0	0	13
2-4	Detroit*	31	3-7	0-1	2-2	7	1	4	0	1	8
2-6	Wright State*	31	5-9	0-1	0-0	2	1	2	0	1	10
2-8	Loyola*	29	2-8	1-4	0-0	4	3	2	0	0	5
2-11	at Youngstown State*	33	3-6	1-2	0-0	2	7	1	0	2	7
2-13	at Cleveland State*	33	3-8	2-4	3-4	3	4	4	1	1	11
2-17	UIC*	31	3-10	2-7	0-1	6	3	0	0	1	8
2-20	Siena*	35	8-14	3-7	4-5	6	0	2	0	1	23
2-26	at Valparaiso*	33	6-11	3-5	1-2	5	2	2	0	3	16
3-6	Milwaukee*	30	5-12	0-4	2-2	2	2	0	0	0	12
3-9	Wright State*	27	5-10	4-6	0-0	2	1	3	0	0	14

*Starter.

Season	G-GS	MIN	FG-FGA	PCT.	3PT-3A	PCT.	FT-FTA	PCT.	REB	AVG.	A	B	S	PTS.	AVG.
2008-09	32-32	982	122-312	.391	57-175	.326	81-107	.757	142	4.4	111	1	36	382	11.9
2009-10	32-32	985	161-350	.460	55-148	.372	67-91	.736	113	3.5	98	5	41	444	13.9
Career	64-64	1367	283-662	.427	112-323	.347	148-198	.747	255	4.0	209	6	77	826	12.9

NCAA Tournament															
Season	G-GS	MIN	FG-FGA	PCT.	3PT-3A	PCT.	FT-FTA	PCT.	REB	AVG.	A	B	S	PTS.	AVG.
2008-09	1-1	36	5-12	.417	3-6	.500	5-7	.714	8	8.0	3	0	2	18	18.0

2009-10 Bulldogs



#2 SHAWN VANZANT
G, 6-1, 171, So.
Tampa, Fla./Wharton

Quick Hits:

- Has played in all but four games during his Butler career.
- Leader among Butler's non-starters in assists and steals.

2009-10 Highlights:

Starting point-guard in Butler's first four games...has played in all 32 games...hit a career-high three three-point field goals and scored 10 points against Davidson in his first collegiate start...sustained a scratched cornea in Butler's win at Northwestern, but returned to the starting lineup the next game at Evansville...came off the bench with five points against UCLA in the second round of the 76 Classic...had five points and a season-high four rebounds at Ball State...came off the bench with five points and two assists in Butler's league-opener against Valparaiso...hit a career-high eight of eight free throws and scored a season-high 12 points to help the Bulldogs beat Milwaukee at Hinkle Fieldhouse...came off the bench and scored five key points to help spark the Bulldogs' comeback at home against Cleveland State...had a career-high five assists and no turnovers in 14 minutes in Butler's homecourt victory over Youngstown State...had two points, two assists and a steal in 11 minutes at UIC...didn't miss a shot, while scoring seven points off the bench at Green Bay...posted four points and four rebounds in Butler's home win over Loyola...pulled down five rebounds at Cleveland State...grabbed five rebounds and added two steals against Siena...led the Bulldogs with a career-high nine rebounds, matched his career-high with five assists and posted a career-high two blocked shots at Valparaiso.

2008-09 Highlights:

- Saw action in 29 games; missed three games with an injury to his left knee.
- Finished seventh on the team in scoring.
- One of just four Butler players to score 20 points in a game.
- Leader among Butler's non-starters in assists and steals.
- Had one double-figures scoring performance.
- Came off the bench with a career-high 20 points to lead the Bulldogs over Milwaukee at Hinkle Fieldhouse.
- Matched his career-high with five rebounds and hit a key three-point field goal with 0:19 left to help Butler upset preseason league favorite Cleveland State in the first Horizon League game of the season.
- Recorded a career-high four steals in Butler's victory over #14 Xavier.
- Scored four points and turned in a strong defensive performance against All-Missouri Valley player Josh Young in Butler's season-opening win at Drake.

2007-08 Highlights:

- Played in 33 of 34 games in his initial season with the Bulldogs.
- Scored first collegiate basket and wound up with six points in Butler's home victory over Indiana State.

Shawn Vanzant File

Full Name: Shawn Vincent Vanzant

Born: 10/19/88

Parent: James Vanzant

College Major: Education

Why I Chose Butler: Great coaching staff and great teammates

My Advice To Youngsters: Hard work pays off, and don't let anyone tell you that you can't do something.

- Came off the bench and posted five points, a season-high five rebounds, a season-high two assists and one steal in a season-high 21 minutes against South Alabama in the first round of the NCAA Tournament.

High School: All-State guard at Wharton High School...only player in Wharton High School history to make the varsity as a freshman...helped high school team to a 98-18 record over four seasons...led team to a 29-2 record, a district championship and the Class 5A regional final in 2006-07...helped high school squad to a 23-7 record in 2005-06...chosen to the Florida Sports Writers Association Class 5A All-State team as a senior...named the Tampa Tribune's Hillsborough County Boys Basketball Player of the Year...named Co-Player of the Year by the Tampa Bay Coaches Association...selected to play in the Florida Athletic Coaches Association All-Star Classic...named first team All-Western Conference as a senior...chosen MVP of the all-conference squad in 2006-07...named All-County as a junior...scored 1,192 points for his high school career, becoming the first player in school history to score 1,000 career points...two-year team captain...averaged 16.4 points, 4.1 rebounds, 4.4 assists and 3.4 steals for Wharton in 2006-07...posted a high game of 27 points against East Lake as a senior...had seven games of 20 or more points in final prep season...scored in double figures in final 17 high school games and in 28 of 31 games as a senior...averaged 14.7 points and 4.9 assists as a junior...earned four varsity basketball letters...High School Coach: Tommy Tonelli.

2009-10 Bulldogs

Shawn Vanzant Career Highs

Points: 20 vs. Milwaukee, 1/24/09
Field Goals: 6 vs. Milwaukee, 1/24/09
Field Goal Attempts: 10 vs. Milwaukee, 1/24/09
3-Point Field Goals: 3 vs. Davidson, 11/14/09
3-Point Field Goal Attempts: 5 vs. Davidson, 11/14/09
Free Throws: 8 vs. Milwaukee, 1/2/10
Free Throw Attempts: 8 vs. Milwaukee, 1/2/10
Rebounds: 9 at Valparaiso, 2/26/10
Assists: 5 vs. Youngstown State, 1/16/10; at Valparaiso, 2/26/10
Steals: 4 at Xavier, 12/23/08
Blocked Shots: 2 at Valparaiso, 2/26/10
Minutes: 30 vs. Davidson, 11/14/09

2008-09 Game-By-Game (Continued)

Date	Opponent	MIN	FG	3PT	FT	REB	AST	TO	B	S	PTS
12-20	Florida Gulf Coast	13	1-3	1-2	2-2	2	1	1	0	0	5
12-23	at Xavier	23	1-5	0-1	0-0	1	2	1	0	4	2
12-30	UAB	16	2-3	1-1	1-2	4	1	1	0	0	6
1-3	at Valparaiso	15	2-6	0-2	2-2	4	2	1	0	0	6
1-8	Wright State	15	3-5	1-2	2-4	2	1	2	0	0	9
1-10	Detroit	14	0-1	0-1	2-2	0	0	0	1	0	2
1-15	at Loyola	17	1-4	1-3	0-0	2	4	3	0	0	3
1-17	at UIC	11	0-3	0-3	0-0	0	0	0	0	0	0
1-22	Green Bay	13	2-4	1-2	1-2	0	0	1	0	0	6
1-24	Milwaukee	18	6-10	2-3	6-6	2	4	2	0	1	20
1-30	Valparaiso	9	0-2	0-1	0-0	0	0	3	0	0	0
2-2	at Green Bay	20	2-5	0-3	1-2	1	2	0	0	0	5
2-5	at Detroit	1	1-1	0-0	0-0	0	0	0	0	0	2
2-7	at Wright State	DNP									
2-13	UIC	DNP									
2-15	Loyola	DNP									
2-18	at Milwaukee	14	0-2	0-1	1-2	3	0	0	0	0	1
2-21	at Davidson	17	2-3	1-2	0-0	2	0	1	0	0	5
2-26	Youngstown State	13	2-3	2-2	1-2	2	1	1	0	0	7
2-28	Cleveland State	5	0-1	0-1	2-2	1	1	0	0	0	2
3-7	Wright State	11	0-2	0-1	2-2	0	0	0	0	0	2
3-10	Cleveland State	5	0-0	0-0	0-0	4	0	0	0	0	0
3-19	LSU	11	0-2	0-1	0-0	1	1	0	0	0	0

*Starter.

2009-10 Game-By-Game

Date	Opponent	MIN	FG	3PT	FT	REB	AST	TO	B	S	PTS
11-14	Davidson*	30	3-5	3-5	1-2	3	1	1	0	0	10
11-18	at Northwestern*	16	0-3	0-2	0-0	1	0	0	0	0	0
11-21	at Evansville*	22	0-3	0-2	1-4	2	1	1	0	0	1
11-26	vs. Minnesota*	24	0-2	0-1	3-4	0	0	3	0	1	3
11-27	vs. UCLA	14	2-3	0-1	1-4	1	0	0	0	0	5
11-29	vs. Clemson	6	1-1	0-0	1-1	1	0	0	0	0	3
12-2	at Ball State	14	1-1	1-1	2-2	4	2	1	0	0	5
12-5	Valparaiso	17	2-5	1-2	0-0	1	2	0	0	2	5
12-8	vs. Georgetown	13	0-2	0-0	0-0	0	1	0	0	1	0
12-12	Ohio State	9	0-0	0-0	0-0	1	2	0	0	0	0
12-19	Xavier	10	1-4	1-4	0-0	1	0	0	0	0	3
12-22	at UAB	7	0-1	0-1	0-0	1	0	0	0	0	0
12-31	Green Bay	8	0-1	0-1	0-0	0	0	0	0	1	0
1-2	Milwaukee	22	2-4	0-0	8-8	2	3	0	0	0	12
1-8	at Wright State	10	0-1	0-0	0-0	0	1	1	0	0	0
1-10	at Detroit	14	1-5	1-4	0-0	0	1	0	1	0	3
1-14	Cleveland State	17	2-2	1-1	0-0	1	1	0	1	0	5
1-16	Youngstown State	14	0-2	0-0	0-0	2	5	0	0	1	0
1-21	at Loyola	11	0-1	0-1	0-0	1	1	0	0	1	0
1-23	at UIC	11	0-1	0-1	2-2	2	2	0	0	1	2
1-29	at Green Bay	22	1-1	1-1	4-4	1	2	1	0	0	7
1-31	at Milwaukee	14	1-1	0-0	0-0	2	2	1	0	0	2
2-4	Detroit	17	1-6	1-2	1-2	0	0	3	0	1	4
2-6	Wright State	13	1-2	0-1	2-2	0	0	1	0	0	4
2-8	Loyola	20	0-1	0-1	4-4	4	1	1	0	0	4
2-11	at Youngstown State	5	1-1	0-0	0-0	0	0	2	0	0	2
2-13	at Cleveland State	12	0-2	0-1	2-2	5	2	5	0	0	5
2-17	UIC	13	0-1	0-1	0-0	2	4	0	1	1	0
2-20	Siena	16	0-1	0-1	0-0	5	1	3	0	2	0
2-26	at Valparaiso	23	1-6	0-2	1-4	9	5	1	2	1	3
3-6	Milwaukee	14	0-2	0-1	0-0	0	0	0	0	0	0
3-9	Wright State	16	0-2	0-2	3-4	0	1	1	0	1	3

*Starter.

2008-09 Game-By-Game

Date	Opponent	MIN	FG	3PT	FT	REB	AST	TO	B	S	PTS
11-15	at Drake	17	2-2	0-0	0-0	3	0	1	0	1	4
11-19	Ball State	18	1-3	1-3	1-3	2	2	1	0	1	4
11-22	IU-South Bend	16	0-4	0-3	0-0	2	2	0	0	2	0
11-26	Northwestern	10	0-2	0-1	1-2	1	1	1	0	1	1
11-29	Evansville	19	0-2	0-2	0-2	2	2	2	0	2	0
12-4	at Cleveland State	16	2-7	1-3	0-0	5	0	2	0	0	5
12-6	at Youngstown State	11	1-1	1-1	0-2	0	0	0	0	0	3
12-10	at Bradley	4	0-0	0-0	0-0	0	0	1	0	0	0
12-13	at Ohio State	14	0-1	0-0	1-2	2	1	2	0	0	1

2007-08 Game-By-Game


Date	Opponent	MIN	FG	3PT	FT	REB	AST	TO	B	S	PTS
11-9	at Ball State	9	0-0	0-0	0-0	1	0	1	0	0	0
11-14	Indiana State	6	2-3	0-1	2-2	0	0	0	0	0	6
11-17	at Evansville	13	0-2	0-2	0-0	1	1	1	0	1	0
11-21	vs. Michigan	6	1-1	1-1	0-0	0	0	0	0	0	3
11-23	vs. Virginia Tech	18	0-2	0-1	0-0	3	1	0	0	1	0
11-24	vs. Texas Tech	9	0-1	0-1	0-0	0	1	0	0	0	0
12-1	Ohio State	4	0-0	0-0	0-0	0	0	0	0	0	0
12-6	at Detroit	6	0-1	0-0	0-0	1	1	0	0	0	0
12-8	at Wright State	6	0-2	0-1	0-0	1	0	1	0	2	0
12-15	vs. Florida State	12	0-0	0-0	0-0	1	0	1	0	2	0
12-19	Bradley	10	0-0	0-0	0-0	1	1	0	0	0	0
12-22	at Florida Gulf Coast	5	0-0	0-0	2-2	1	1	0	0	0	2
12-28	at Southern Illinois	6	0-0	0-0	0-0	0	0	0	0	0	0
1-5	Valparaiso	9	0-0	0-0	0-1	1	0	0	0	0	0
1-7	at Loyola	3	0-0	0-0	0-0	0	0	0	0	0	0
1-10	Green Bay	12	0-2	0-1	0-0	2	2	0	0	1	0
1-12	Milwaukee	11	1-1	1-1	0-0	2	0	0	0	0	3
1-17	at Cleveland State	8	0-2	0-2	0-0	0	1	0	0	1	0
1-19	at Youngstown State	2	0-0	0-0	0-0	0	0	0	0	0	0
1-24	Loyola	1	0-0	0-0	0-0	0	0	0	0	0	0
1-26	UIC	9	0-0	0-0	0-0	1	0	0	0	0	0
2-5	at Valparaiso	12	1-1	1-1	0-0	2	1	2	0	1	3
2-9	at Green Bay	2	0-1	0-1	0-0	0	0	0	0	0	0
2-12	at Milwaukee	14	0-1	0-1	4-4	1	1	1	0	0	4
2-14	Youngstown State	14	1-2	0-0	1-2	1	1	0	0	0	3
2-16	Cleveland State	3	0-0	0-0	0-0	0	1	1	0	0	0
2-20	at UIC	DNP									
2-23	Drake	2	0-0	0-0	0-0	0	0	0	0	0	0
2-28	Wright State	5	0-0	0-0	0-0	1	0	0	0	0	0
3-1	Detroit	11	2-3	0-0	0-0	4	0	0	0	1	4
3-8	UIC	6	0-1	0-0	0-0	1	1	0	0	0	0
3-11	Cleveland State	3	0-0	0-0	0-0	0	0	0	0	0	0
3-21	vs. South Alabama	21	2-4	1-1	0-0	5	2	1	0	1	5
3-23	vs. Tennessee	6	0-0	0-0	0-0	2	1	1	0	0	0

*Starter.

Season	G-GS	MIN	FG-FGA	PCT.	3PT-3A	PCT.	FT-FTA	PCT.	REB	AVG.	AST	B	S	PTS.	AVG.
2007-08	33-0	264	10-30	.333	4-15	.267	9-11	.818	33	1.0	17	0	11	33	1.0
2008-09	29-0	386	31-87	.356	13-45	.289	26-41	.634	48	1.7	28	1	12	101	3.5
2009-10	32-4	474	21-73	.288	10-40	.250	36-49	.735	52	1.6	41	5	14	88	2.8
Career	94-4	1124	62-190	.326	27-100	.270	71-101	.703	133	1.4	86	6	37	222	2.4

NCAA Tournament															
Season	G-GS	MIN	FG-FGA	PCT.	3PT-3A	PCT.	FT-FTA	PCT.	REB	AVG.	A	B	S	PTS.	AVG.
2007-08	2-0	27	2-4	.500	1-1	1.000	0-0	.000	7	3.5	3	0	1	5	2.5
2008-09	1-0	11	0-2	.000	0-1	.000	0-0	.000	1	1.0	1	0	0	0	0.0
Totals	3-0	38	2-6	.333	1-2	.500	0-0	.000	8	2.7	4	0	1	5	1.7

2009-10 Bulldogs



#3 ZACH HAHN
G, 6-1, 176, Jr.
New Castle, Ind./Chrysler

Quick Hits:

- Has played in 96 career games as a top backcourt reserve.
- Butler's top scorer off the bench.
- Leads the Horizon League in three-point field goal percentage (.434).
- Has five double-figures scoring performances, the most of any Butler non-starter.

2009-10 Highlights:

•Has played in all 32 Butler games this season...leads Butler's reserves in scoring and minutes played...hit three of five shots from beyond the three-point arc and scored a season-high 13 points in Butler's win at Northwestern...came off the bench with nine points in 18 minutes against UCLA in the second round of the 76 Classic...had six points in 18 minutes against Clemson in the 76 Classic...grabbed a season-high three rebounds at Ball State...hit all three shots he attempted and scored seven points in Butler's league-opener against Valparaiso...came off the bench and hit three three-point field goals and scored 11 points against Georgetown in the Jimmy V Classic...scored five points in a reserve role in Butler's home victory over Green Bay...tallied five points and matched his career-high with five rebounds against Milwaukee at Hinkle Fieldhouse...hit a big three-point field goal late in the game and scored eight points in Butler's victory at Wright State...came off the bench with five points in the second half in Butler's victory at Detroit...hit four of six three-point field goals and scored 12 points in Butler's homecourt victory over Youngstown State...came off the bench with eight points at UIC...hit three three-point field goals in the first half and scored nine points to help lift the Bulldogs past Green Bay on the road...didn't miss a shot and scored 10 points in 16 minutes in Butler's home victory over Wright State...hit a pair of key three-point field goals to help spark the Bulldogs' comeback in Butler's home win over Loyola...came off the bench with eight points at Youngstown State...came off the bench and scored six points on back-to-back three-point field goals against Siena...finished with six points in a career-high 33 minutes, while making first collegiate start at Valparaiso...came off the bench and hit three three-point field goals and finished with 11 points against Wright State in the Horizon League Tournament championship game.

2008-09 Highlights:

•Saw action in 30 games as a top reserve guard.

- Finished fifth on the team in scoring.
- Led Butler's non-starters in scoring and minutes played.
- Had five double-figures scoring performances.
- Finished second on the team and fourth in the Horizon League in three-point field goal percentage.
- Led the Bulldogs in scoring with a career-high 17 points, hitting five of eight three-point field goal attempts, in a reserve stint at Wright State.
- Came off the bench and led the team with 13 points in Butler's season-opening victory at Drake.
- Hit Butler's biggest three-point field goal of the season (and probably several seasons) at the buzzer to give the Bulldogs a one-point road victory over preseason Horizon League favorite

Zach Hahn File

Full Name: Zachary Andrew Hahn

Born: 5/11/88

Parents: Andrew & Connie Hahn

College Major: Secondary Education

Why I Chose Butler: Butler has a great basketball program with a great tradition, and the academic programs are excellent. The style of play fits my style, the coaches really care (about the players), and it's all about the team.

Cleveland State in the league-opener for both teams.

•Missed Butler's games against Florida Gulf Coast and Xavier because of illness, ending a streak of 43 consecutive games played.

•Named to the Horizon League Academic Honor Roll.

2007-08 Highlights:

•Played in all 34 games in his initial season with the Bulldogs.

- Finished fourth on the team in assists.
- Wound up sixth on the squad in three-point field goals.
- Scored first collegiate points with a three-point field goal in Butler's victory over Indiana State.
- Came off the bench with a career-high four assists against Loyola in Hinkle Fieldhouse.
- Hit three of three shots from beyond the three-point arc and scored a season-high nine points in 12 minutes to help lift the Bulldogs at Milwaukee.

High School: All-State guard at New Castle Chrysler High School...named to the Indiana All-Star Team for the two-game summer series against Kentucky...chosen captain of the Indiana All-Star squad...named to the 2007 Academic All-State Team...three-year all-conference performer...two-year team captain...averaged 18.7 points as a senior...led the North Central Conference in three-point field goals (3.00) and assists (5.58) in 2006-07...shot .821 from the free throw line as a senior and .847 as a junior...had a high game of 37 points (in 32 minutes) against Danville in the 3A Regionals as a junior (his 37 points came in the second game of the day. He scored 25 points in 32 minutes in the first game against Roncalli)...nailed 13 of 21 shots in the win over Danville...hit 10 three-point field goals against Rushville...posted a career-high 13 assists against Shenandoah as a sophomore...named third team All-State in 2005-06...averaged 18.9 points, 6.5 assists and 3.4 rebounds as a junior...selected as Muncie Star Press boys basketball Athlete of the Year in 2006...helped lead his high school squad to an Indiana state championship in 2006...played on teams that set a school record with 18 consecutive victories between 2006 and 2007...helped New Castle Chrysler to a 23-3 mark in 2006-07...played on three sectional championship teams, one regional championship squad and one semi-state championship team...earned four varsity basketball letters...High School Coach: Steve Bennett.

2009-10 Bulldogs

Zach Hahn Career Highs

Points: 17 at Wright State, 2/7/09
Field Goals: 6 at Wright State, 2/7/09
Field Goal Attempts: 10 at Wright State, 2/7/09
3-Point Field Goals: 5 at Wright State, 2/7/09; vs. UIC, 2/13/09
3-Point Field Goal Attempts: 9 vs. UIC, 2/13/09
Free Throws: 4 vs. UCLA, 11/27/09
Free Throw Attempts: 4 vs. UCLA, 11/27/09
Rebounds: 5 vs. Ball State, 11/19/08; vs. Milwaukee, 1/2/10
Assists: 4 vs. Loyola, 1/24/08; vs. Youngstown State, 2/14/08
Steals: 3 vs. Valparaiso, 1/30/09
Blocked Shots: 0
Minutes: 33 at Valparaiso, 2/26/10

2008-09 Game-By-Game (Continued)

Date	Opponent	MIN	FG	3PT	FT	REB	AST	TO	B	S	PTS
12-23	at Xavier	DNP									
12-30	UAB	14	3-5	2-2	0-0	1	2	1	0	1	8
1-3	at Valparaiso	8	0-4	0-3	0-0	0	0	1	0	0	0
1-8	Wright State	19	1-5	1-3	0-0	2	2	0	0	0	3
1-10	Detroit	14	1-3	1-2	2-2	1	0	2	0	0	5
1-15	at Loyola	16	1-2	1-1	0-0	1	3	0	0	0	3
1-17	at UIC	6	0-3	0-3	0-1	0	0	1	0	0	0
1-22	Green Bay	24	3-8	2-7	0-0	1	0	0	0	0	8
1-24	Milwaukee	17	2-4	2-4	0-0	0	1	0	0	0	6
1-30	Valparaiso	10	1-2	1-2	2-2	0	0	2	0	3	5
2-2	at Green Bay	6	1-4	1-2	0-0	1	0	3	0	0	3
2-5	at Detroit	13	1-4	1-4	2-2	0	1	4	0	0	5
2-7	at Wright State	26	6-10	5-8	0-0	2	0	0	0	0	17
2-13	UIC	24	5-9	5-9	0-0	2	3	0	0	2	15
2-15	Loyola	9	1-2	1-1	0-0	1	0	0	0	0	3
2-18	at Milwaukee	13	2-4	1-2	0-0	1	2	1	0	0	5
2-21	at Davidson	4	0-1	0-1	0-0	0	0	0	0	0	0
2-26	Youngstown State	12	1-2	0-1	0-0	1	0	1	0	0	2
2-28	Cleveland State	5	0-1	0-0	0-0	0	0	0	0	0	0
3-7	Wright State	18	4-6	3-5	0-0	1	2	2	0	0	11
3-10	Cleveland State	9	0-1	0-1	0-0	0	1	0	0	0	0
3-19	LSU	7	0-2	0-1	2-2	1	0	0	0	0	2

2009-10 Game-By-Game

Date	Opponent	MIN	FG	3PT	FT	REB	AST	TO	B	S	PTS
11-14	Davidson	13	0-3	0-3	0-0	0	0	0	0	1	0
11-18	at Northwestern	21	4-7	3-5	2-2	1	1	1	0	1	13
11-21	at Evansville	6	0-2	0-1	2-2	0	0	0	0	0	2
11-26	vs. Minnesota	6	0-0	0-0	0-0	1	1	0	0	0	0
11-27	vs. UCLA	18	2-5	1-3	4-4	1	1	0	0	0	9
11-29	vs. Clemson	18	2-4	1-3	1-2	1	3	2	0	0	6
12-2	at Ball State	18	0-6	0-5	0-0	3	2	1	0	2	0
12-5	Valparaiso	20	3-3	1-1	0-0	0	0	0	0	0	7
12-8	vs. Georgetown	22	4-7	3-5	0-0	0	2	0	0	2	11
12-12	Ohio State	16	1-4	0-2	0-0	0	1	0	0	0	2
12-19	Xavier	10	1-1	1-1	0-0	0	0	1	0	0	3
12-22	at UAB	11	1-2	1-2	0-0	0	0	0	0	0	3
12-31	Green Bay	21	2-6	1-3	0-0	1	1	3	0	0	5
1-2	Milwaukee	21	2-7	1-5	0-0	5	2	1	0	0	5
1-8	at Wright State	16	3-4	2-2	0-0	3	0	1	0	0	8
1-10	at Detroit	17	1-2	1-2	2-2	1	0	0	0	0	5
1-14	Cleveland State	8	1-1	1-1	0-0	0	0	0	0	0	3
1-16	Youngstown State	24	4-6	4-6	0-0	1	0	1	0	0	12
1-21	at Loyola	14	1-5	1-5	0-0	0	0	0	0	1	3
1-23	at UIC	16	3-4	2-3	0-0	1	0	0	0	0	8
1-29	at Green Bay	21	3-6	3-6	0-0	3	0	1	0	1	9
1-31	at Milwaukee	11	0-3	0-2	0-0	0	0	0	0	1	0
2-4	Detroit	15	1-3	1-3	0-0	1	0	1	0	0	3
2-6	Wright State	16	3-3	2-2	2-2	2	0	0	0	0	10
2-8	Loyola	11	2-3	2-3	0-0	0	0	2	0	0	6
2-11	at Youngstown State	20	3-5	2-4	0-0	1	1	0	0	0	8
2-13	at Cleveland State	10	0-2	0-2	0-0	0	0	1	0	0	0
2-17	UIC	10	1-4	1-3	0-0	0	0	0	0	1	3
2-20	Siena	23	2-4	2-3	0-0	2	2	0	0	0	6
2-26	at Valparaiso*	33	2-5	2-5	0-0	2	2	1	0	1	6
3-6	Milwaukee	10	1-4	1-4	0-0	0	1	0	0	0	3
3-9	Wright State	19	4-5	3-4	0-0	2	4	1	0	0	11

2007-08 Game-By-Game

Date	Opponent	MIN	FG	3PT	FT	REB	AST	TO	B	S	PTS
11-9	at Ball State	19	0-3	0-3	0-0	1	0	0	0	0	0
11-14	Indiana State	20	1-3	1-1	0-0	2	3	0	0	1	3
11-17	at Evansville	14	3-4	1-2	0-0	1	0	1	0	0	7
11-21	vs. Michigan	12	1-1	0-0	0-0	1	1	0	0	0	2
11-23	vs. Virginia Tech	7	0-1	0-1	0-0	1	0	0	0	0	0
11-24	vs. Texas Tech	13	0-0	0-0	0-0	0	2	1	0	0	0
12-1	Ohio State	5	0-1	0-1	0-0	1	1	1	0	0	0
12-6	at Detroit	11	0-3	0-3	0-0	1	1	1	0	0	0
12-8	at Wright State	5	0-0	0-0	0-0	0	0	1	0	0	0
12-15	vs. Florida State	9	1-3	1-3	0-0	1	0	1	0	1	3
12-19	Bradley	3	0-0	0-0	0-0	0	1	0	0	0	0
12-22	at Florida Gulf Coast	6	1-2	1-2	0-0	2	2	2	0	0	3
12-28	at Southern Illinois	5	0-0	0-0	0-0	0	1	0	0	0	0
1-5	Valparaiso	7	2-3	1-2	0-0	0	0	1	0	0	5
1-7	at Loyola	10	1-2	1-1	0-0	1	3	0	0	0	3
1-10	Green Bay	9	2-3	2-3	2-2	1	0	1	0	0	8
1-12	Milwaukee	9	0-3	0-0	0-0	0	2	0	0	0	0
1-17	at Cleveland State	5	0-1	0-0	0-0	0	1	1	0	0	0
1-19	at Youngstown State	6	0-0	0-0	0-0	2	0	1	0	0	0
1-24	Loyola	12	0-1	0-1	0-0	1	4	2	0	0	0
1-26	UIC	7	0-0	0-0	0-0	0	0	1	0	0	0
2-5	at Valparaiso	6	0-1	0-1	0-0	0	1	0	0	0	0
2-9	at Green Bay	3	0-1	0-1	0-0	0	0	1	0	0	0
2-12	at Milwaukee	12	3-4	3-3	0-1	1	0	0	0	0	9
2-14	Youngstown State	16	3-5	2-3	0-0	2	4	1	0	1	8
2-16	Cleveland State	9	0-1	0-1	0-0	0	0	0	0	0	0
2-20	at UIC	19	3-6	2-5	0-0	2	2	4	0	0	8
2-23	Drake	10	0-2	0-2	0-0	0	2	0	0	0	0
2-28	Wright State	2	0-1	0-1	0-0	0	0	0	0	0	0
3-1	Detroit	11	0-2	0-1	2-2	1	1	0	0	0	2
3-8	UIC	8	1-2	1-2	0-0	0	2	0	0	0	3
3-11	Cleveland State	10	1-2	1-2	0-0	2	1	0	0	0	3
3-21	vs. South Alabama	9	0-0	0-0	0-0	1	1	2	0	0	0
3-23	vs. Tennessee	1	0-0	0-0	0-0	0	0	1	0	0	0

*Starter.

2008-09 Game-By-Game

Date	Opponent	MIN	FG	3PT	FT	REB	AST	TO	B	S	PTS
11-15	at Drake	31	5-9	3-7	0-0	2	2	3	0	1	13
11-19	Ball State	19	0-4	0-1	0-0	5	2	0	0	0	0
11-22	IU-South Bend	21	2-8	2-6	0-0	3	0	1	0	1	6
11-26	Northwestern	10	0-2	0-2	0-0	1	0	0	0	0	0
11-29	Evansville	27	4-8	4-8	0-0	4	1	1	0	0	12
12-4	at Cleveland State	15	2-4	2-4	0-0	3	0	1	0	0	6
12-6	at Youngstown State	20	3-7	2-4	1-2	0	1	0	0	0	9
12-10	at Bradley	21	3-7	3-7	0-0	0	2	1	0	0	9
12-13	at Ohio State	19	0-4	0-4	0-0	3	0	1	0	1	0
12-20	Florida Gulf Coast	DNP									

Season	G-GS	MIN	FG-FGA	PCT.	3PT-3A	PCT.	FT-FTA	PCT.	REB	AVG.	A	B	S	PTS.	AVG.
2007-08	34-0	310	23-61	.377	17-45	.378	4-5	.800	25	0.7	36	0	3	67	2.0
2008-09	30-0	457	52-135	.385	43-105	.410	9-11	.818	37	1.2	25	0	9	156	5.2
2009-10	32-1	515	57-126	.452	43-99	.434	13-14	.929	32	1.0	24	0	11	170	5.3
Career	96-1	1282	132-322	.410	103-248	.415	26-30	.867	94	1.0	85	0	23	393	4.1

NCAA Tournament

Season	G-GS	MIN	FG-FGA	PCT.	3PT-3A	PCT.	FT-FTA	PCT.	REB	AVG.	A	B	S	PTS.	AVG.
2007-08	2-0	10	0-0	.000	0-0	.000	0-0	.000	0	0.0	0	0	0	0	0.0
2008-09	1-0	7	0-2	.000	0-1	.000	2-2	1.000	1	1.0	0	0	0	2	2.0
Totals	3-0	17	0-2	.000	0-1	.000	2-2	1.000	1	0.3	0	0	0	2	0.7

2009-10 Bulldogs



#5 RONALD NORED
G, 6-0, 174, So.
Homewood, Ala./Homewood

Quick Hits:

- Elected Butler's Freshman Class President in 2008-09.
- Did not play on Butler's four-game trip to Italy during the summer of 2009 because of a stress fracture in his left leg.
- Originally was headed to Western Kentucky

University, but was released from his commitment following a coaching change at WKU. Committed to Butler in the spring of 2008.

- Named 2009-10 Horizon League Co-Defensive Player of the Year and picked to the league's All-Defensive Team.
- Chosen to the 2010 Speedway Horizon League Men's Basketball Championship All-Tournament Team.

2009-10 Highlights:

Has played in all 32 Butler games this season, including 27 as a starter...second in the Horizon League in assist/turnover ratio (1.9)...leads the team in assists and steals...came off the bench for the first time in his young Butler career and contributed eight points, five assists and three steals in Butler's victory over Davidson...had four assists in a reserve role at Northwestern...posted six points, two rebounds and two assists against UCLA in the second round of the 76 Classic...had six points, two rebounds and four assists against Clemson in the 76 Classic...recorded a career-high five steals in Butler's league-opener against Valparaiso...had four rebounds and three steals against Georgetown in the Jimmy V Classic...contributed eight points, four rebounds and four assists to Butler's victory over Ohio State...hit six free throws and scored eight points in his return to Alabama to play UAB...had four points, four rebounds, three assists and three steals in Butler's home win over Green Bay...tallied eight points in Butler's victory at home over Milwaukee...had six points and six assists in Butler's victory at Wright State...hit five clutch free throws in the second half and overtime period and scored seven points in Butler's victory at Detroit...scored 11 points and added five assists and three steals to help Butler beat Cleveland State in Hinkle Fieldhouse...posted seven assists in Butler's home win over Youngstown State...had five rebounds, four assists and three steals in Butler's win at Loyola...grabbed six rebounds and added four points and four assists at Green Bay...hit five of six shots and scored 13 points in Butler's win at Milwaukee...tallied nine points and five assists to help lift Butler over Detroit in Hinkle Fieldhouse...recorded a career-high eight assists in Butler's home win over Wright State...scored eight points and added four assists at Youngstown State...had eight points at Cleveland State...hit seven of nine shots and scored a career-high 16 points to help lead Butler past UIC at Hinkle Fieldhouse...came off the bench with eight points and a team-high six assists in Butler's nationally-televised victory over Siena...posted six points, five rebounds, five assists and three steals at Valparaiso...scored 13 points and grabbed a career-high eight rebounds against Milwaukee in the semifinals of the Horizon League Tournament...tallied nine points and had team-highs of five assists and three steals in Butler's victory over Wright State in the championship game of the 2010 Speedway Horizon League Men's Basketball Championship.

Ronald Nored File

Full Name: Ronald Eugene Nored
Born: 3/1/90
Parents: Linda Williams Nored
College Major: Secondary Education
Why I Chose Butler: The basketball program is great, but it was the academics and the kind of people who are at Butler that were so attractive.
My Advice To Youngsters: Don't ever let anyone tell you that you're not good enough. If you have a desire to achieve something, work hard at it and it's possible.

2008-09 Highlights:

- Starter in all 32 games in his initial season with the Bulldogs.
- Shared the Butler freshman record for games started with teammates Gordon Hayward and Shelvin Mack.
- Averaged 27.1 minutes as a freshman.
- Finished second on the team in assists and third in steals.
- Ranked fifth on the team in rebounding and sixth in scoring.
- Wound up 10th in the Horizon League in assist/turnover ratio (1.2) in conference games only.
- Posted three double-figures scoring performances in initial season with the Bulldogs.
- Hit all four shots that he attempted, including the game-winner in the final minute, and scored a season-high 11 points in Butler's final regular season game against Cleveland State.
- Had six points, three rebounds, four assists and three steals and drew the defensive assignment of chasing national scoring leader Stephen Curry in Butler's win at Davidson.
- Tallied ten points in Butler's victory at #14 Xavier.
- Led all players with four assists and added two steals and his first collegiate field goal in his Butler debut at Drake.

High School: First team All-State point-guard at Homewood High School...*Birmingham News* 2008 Boys South and Hoover Player of the Year...named to the Super Five All-Metro team as a senior...named to the Alabama All-Star Team for the 18th Alabama-Mississippi Classic...averaged 15.3 points, 6.9 rebounds and 5.2 assists as a senior...helped lead Homewood to a 31-5 record and the Alabama 6A state finals in 2007-08...named to the All-Tournament team at the state championship...led Homewood with 15 points in the state championship game...had eight points, 10 rebounds and nine assists in Homewood's victory over Sidney Lanier in the state semi-finals...scored a career-high 38 points against Briarwood as a junior...tallied 28 points against Parker as a sophomore...scored 27 points against Hillcrest as a senior and 26 points against Austin as a sophomore...had a high-game of 14 rebounds against Gadsden as a senior...pulled down 13 rebounds in a game against Lee-Huntsville in final high school season...posted a career-high 10 assists against Leeds as a junior and against Carver as a senior...averaged 14 points, five rebounds and 5.2 assists as a junior...High School Coach: Tim Shepler.

2009-10 Bulldogs

Ronald Nored Career Highs

Points: 16 vs. UIC, 2/17/10
Field Goals: 7 vs. UIC, 2/17/10
Field Goal Attempts: 9 vs. Cleveland State, 1/14/10; vs. UIC, 2/17/10
3-Point Field Goals: 2 at Wright State, 2/7/09
3-Point Field Goal Attempts: 4 at Detroit, 2/5/09
Free Throws: 7 vs. Milwaukee, 3/6/10
Free Throw Attempts: 9 at Valparaiso, 2/26/10; vs. Milwaukee, 3/6/10
Rebounds: 8 vs. Milwaukee, 3/6/10
Assists: 8 vs. Wright State, 2/6/10
Steals: 5 vs. Valparaiso, 12/5/09
Blocked Shots: 1 vs. Northwestern, 11/26/08; vs. Cleveland State, 3/10/09;
 vs. Cleveland State, 1/14/10; at Youngstown State, 2/11/10; at Cleveland State,
 2/13/10; vs. Siena, 2/20/10
Minutes: 37 vs. Loyola, 2/15/09

2008-09 Game-By-Game

Date	Opponent	MIN	FG	3PT	FT	REB	AST	TO	B	S	PTS
11-15	at Drake*	25	1-2	0-1	0-0	3	4	3	0	2	2
11-19	Ball State*	17	2-3	1-2	1-5	1	1	2	0	0	6
11-22	IU-South Bend*	18	1-3	0-2	0-0	3	5	1	0	0	2
11-26	Northwestern*	32	2-5	0-0	2-4	1	1	2	1	0	6
11-29	Evansville*	16	0-1	0-0	1-5	4	0	1	0	0	1
12-4	at Cleveland State*	18	3-7	1-1	0-0	5	1	4	0	2	7
12-6	at Youngstown State*	31	3-7	0-1	0-0	3	2	4	0	1	6
12-10	at Bradley*	25	3-5	0-0	1-2	6	7	2	0	3	7
12-13	at Ohio State*	24	0-3	0-1	0-0	1	2	2	0	1	0
12-20	Florida Gulf Coast*	26	2-4	1-2	0-0	1	2	2	0	4	5
12-23	at Xavier*	26	3-6	1-2	3-4	4	3	2	0	1	10
12-30	UAB*	22	0-2	0-1	0-0	3	2	5	0	1	0
1-3	at Valparaiso*	30	0-1	0-0	0-0	3	3	1	0	0	0
1-8	Wright State*	28	2-2	0-0	1-2	3	3	4	0	0	5
1-10	Detroit*	27	0-2	0-0	3-4	2	0	3	0	1	3
1-15	at Loyola*	23	0-2	0-1	0-0	2	6	1	0	0	0
1-17	at UIC*	26	0-2	0-2	0-0	4	2	4	0	1	0
1-22	Green Bay*	25	1-4	1-3	0-2	5	3	1	0	0	3
1-24	Milwaukee*	17	0-2	0-2	0-0	4	2	1	0	0	0
1-30	Valparaiso*	31	0-2	0-0	3-6	3	2	2	0	2	3
2-2	at Green Bay*	27	1-3	0-1	2-2	4	3	3	0	0	4
2-5	at Detroit*	31	1-6	0-4	0-2	2	0	2	0	1	2
2-7	at Wright State*	31	3-8	2-3	1-2	3	2	3	0	1	9
2-13	UIC*	27	3-4	1-2	0-0	1	4	1	0	2	7
2-15	Loyola*	37	1-4	0-3	0-2	4	5	2	0	1	2
2-18	at Milwaukee*	33	3-6	0-1	4-4	3	4	2	0	0	10
2-21	at Davidson*	32	2-4	0-1	2-4	3	4	4	0	3	6
2-26	Youngstown State*	30	2-3	0-1	0-3	4	5	1	0	2	4
3-6	Cleveland State*	36	4-4	1-1	2-5	5	2	3	0	0	11
3-7	Wright State*	26	1-3	0-0	0-0	4	1	2	0	1	2
3-10	Cleveland State*	36	2-2	0-0	4-6	3	0	4	1	2	8
3-19	LSU*	33	2-6	0-2	0-0	1	3	3	0	0	4

*Starter.

2009-10 Game-By-Game


Date	Opponent	MIN	FG	3PT	FT	REB	AST	TO	B	S	PTS
11-14	Davidson	28	3-8	1-3	1-2	2	5	2	0	3	8
11-18	at Northwestern	23	0-3	0-2	1-2	0	4	4	0	0	1
11-21	at Evansville	26	1-5	0-0	0-2	1	2	0	0	2	2
11-26	vs. Minnesota	22	0-3	0-2	0-0	1	1	0	0	2	0
11-27	vs. UCLA*	25	2-5	0-1	2-2	2	2	0	0	1	6
11-29	vs. Clemson*	34	3-4	0-0	0-1	2	4	2	0	2	6
12-2	at Ball State*	15	0-2	0-0	0-0	2	1	1	0	0	0
12-5	Valparaiso*	30	0-0	0-0	0-1	3	1	1	0	5	0
12-8	vs. Georgetown*	29	0-1	0-0	2-3	4	2	2	0	3	2
12-12	Ohio State*	33	3-5	0-2	2-4	4	4	1	0	3	8
12-19	Xavier*	34	0-1	0-1	2-2	0	3	1	0	1	2
12-22	at UAB*	33	1-7	0-3	6-6	2	2	1	0	0	8
12-31	Green Bay*	30	2-6	0-0	0-1	4	3	0	0	3	4
1-2	Milwaukee*	21	3-4	1-2	1-4	4	2	1	0	0	8
1-8	at Wright State*	29	1-6	0-2	4-4	2	6	1	0	0	6
1-10	at Detroit*	31	1-6	0-2	5-6	4	4	4	0	2	7
1-14	Cleveland State*	34	4-9	1-2	2-4	1	5	2	1	3	11
1-16	Youngstown State*	26	1-2	0-0	3-4	5	7	1	0	1	5
1-21	at Loyola*	32	1-6	0-1	1-2	5	4	0	0	3	3
1-23	at UIC*	19	1-1	0-0	0-1	0	4	1	0	0	2
1-29	at Green Bay*	26	1-1	1-1	1-2	6	4	2	0	0	4
1-31	at Milwaukee*	31	5-6	0-1	3-6	4	3	0	0	0	13
2-4	Detroit*	32	3-7	0-2	3-4	3	5	6	0	2	9
2-6	Wright State*	33	1-3	0-2	1-2	0	8	7	0	1	3
2-8	Loyola*	29	1-7	0-2	0-0	4	2	1	0	0	2
2-11	at Youngstown State*	29	3-3	0-0	2-4	1	4	3	1	1	8
2-13	at Cleveland State*	34	1-2	1-1	5-8	1	2	3	1	1	8
2-17	UIC*	32	7-9	0-1	2-2	4	4	2	0	2	16
2-20	Siena	33	3-5	0-0	2-3	2	6	2	1	2	8
2-26	at Valparaiso*	31	0-4	0-1	6-9	5	5	5	0	3	6
3-6	Milwaukee*	36	3-4	0-0	7-9	8	2	2	0	2	13
3-9	Wright State*	30	2-5	1-1	4-4	5	5	2	0	3	9

Season	G-GS	MIN	FG-FGA	PCT.	3PT-3A	PCT.	FT-FTA	PCT.	REB	AVG.	A	B	S	PTS.	AVG.
2008-09	32-32	866	48-118	.407	9-40	.225	30-64	.469	98	3.1	84	2	32	135	4.2
2009-10	32-27	930	57-140	.407	6-35	.171	68-104	.654	91	2.8	116	4	51	188	5.9
Career	64-59	1796	105-258	.407	15-75	.200	98-168	.583	189	3.0	200	6	83	323	5.0

NCAA Tournament

Season	G-GS	MIN	FG-FGA	PCT.	3PT-3A	PCT.	FT-FTA	PCT.	REB	AVG.	A	B	S	PTS.	AVG.
2008-09	1-0	33	2-6	.333	0-2	.000	0-0	.000	1	1.0	3	0	0	4	4.0

2009-10 Bulldogs



#11 ALEX ANGLIN
G-F, 6-5, 177, Jr.
Kokomo, Ind./Kokomo

Quick Hits:

- Earned a spot on Butler's roster as a walk-on in 2007-08.
- Named to the Horizon League Academic Honor Roll in each of his first two seasons with the Bulldogs.
- Selected as a recipient of a 2008 Arthur Ashe Jr. Sports Scholar Award.

2009-10 Highlights:

Has played in 11 regular season games...had two rebounds against Taylor and one against DePauw in Butler's two exhibition games... saw first regular season action at Evansville...had one assist in Butler's victory at Ball State...grabbed a rebound in Butler's victory over Wright State in the championship game of the 2010 Speedway Horizon League Men's Basketball Championship.

2008-09: Saw action in 10 games...had two assists in a career-high eight minutes against IU-South Bend...matched his career-high with two rebounds in three minutes of action at Wright State... named to the Horizon League Academic Honor Roll.

2007-08: Played in four regular season games in his first season with the Bulldogs...scored his first collegiate basket and grabbed two rebounds in a season-high three minutes in Butler's home win over Detroit...saw brief action in Butler's victory over Cleveland State in the championship game of the Horizon League Tournament...named to the Horizon League Academic Honor Roll.

High School: All-Conference guard-forward at Kokomo High School...team captain as a senior...averaged 10.6 points, 6.0 rebounds and 3.0 assists in final high school season...earned Kokomo Tribune second team All-Area honors in 2005-06...named second team All-North Central Conference as a senior...earned All-Howard County recognition in 2005-06...selected as WIOU Student-Athlete of the Week during his senior season...named to the North Central Conference All-Academic Team in 2005-06... honorable mention Academic All-State...helped Kokomo to a sectional championship and a regional runner-up finish in 2004-05...earned three varsity basketball letters at Kokomo...played for the Spiece NWI Alliance AAU team during the summer...helped AAU squad to the Las Vegas Big Time Division A championship... National Honor Society student...ranked in the top 5% of his high school class...High School Coach: Rick Baumgartner.

Alex Anglin File

Full Name: Alexander Adon Anglin
Born: 12/4/87
Parents: Dennis & Virginia Anglin
College Major: Accounting
Why I Chose Butler: Butler's great academic reputation, the small community atmosphere and the opportunity to reach out to the city of Indianapolis while in college.
My Advice To Youngsters: Never let anyone steer you away from your goals in life. Stay focused and develop a plan for success.

Alex Anglin Career Highs

Points: 2 vs. Detroit, 3/1/08
Field Goals: 1 vs. Detroit, 3/1/08
Field Goal Attempts: 2 vs. Youngstown State, 2/26/09
3-Point Field Goals: 2 vs. Detroit, 3/1/08
3-Point Field Goal Attempts: 0
Free Throws: 0
Free Throw Attempts: 0
Rebounds: 2 vs. Detroit, 3/1/08; at Wright State, 2/7/09
Assists: 2 vs. IU-South Bend, 11/22/08
Steals: 0
Blocked Shots: 1 vs. Milwaukee, 1/24/09
Minutes: 8 vs. IU-South Bend, 11/22/08

2009-10 Game-By-Game

Date	Opponent	MIN	FG	3PT	FT	REB	AST	TO	B	S	PTS
11-21	at Evansville	0+	0-0	0-0	0-0	0	0	0	0	0	0
12-2	at Ball State	2	0-0	0-0	0-0	0	1	0	0	0	0
12-5	Valparaiso	1	0-0	0-0	0-0	0	0	0	0	0	0
12-31	Green Bay	2	0-0	0-0	0-0	0	0	0	0	0	0
1-16	Youngstown State	1	0-0	0-0	0-0	0	0	0	0	0	0
1-23	at UIC	2	0-0	0-0	0-0	0	0	0	0	0	0
2-8	Loyola	0+	0-0	0-0	0-0	0	0	0	0	0	0
2-11	at Youngstown State	0+	0-0	0-0	0-0	0	0	0	0	0	0
2-17	UIC	1	0-0	0-0	0-0	0	0	0	0	0	0
3-6	Milwaukee	0+	0-0	0-0	0-0	0	0	0	0	0	0
3-9	Wright State	2	0-0	0-0	0-0	1	0	0	0	0	0

2008-09 Game-By-Game

Date	Opponent	MIN	FG	3PT	FT	REB	AST	TO	B	S	PTS
11-22	IU-South Bend	8	0-0	0-0	0-0	0	2	0	0	0	0
11-29	Evansville	0+	0-0	0-0	0-0	0	0	0	0	0	0
12-20	Florida Gulf Coast	2	0-0	0-0	0-0	0	0	0	0	0	0
1-15	at Loyola	0+	0-0	0-0	0-0	1	0	0	0	0	0
1-24	Milwaukee	3	0-0	0-0	0-0	0	0	0	1	0	0
2-7	at Wright State	3	0-0	0-0	0-0	2	0	1	0	0	0
2-13	UIC	5	0-1	0-0	0-0	0	0	0	0	0	0
2-15	Loyola	4	0-0	0-0	0-0	0	1	0	0	0	0
2-21	at Davidson	0+	0-0	0-0	0-0	0	0	0	0	0	0
2-26	Youngstown State	2	0-2	0-0	0-0	0	0	0	0	0	0

2007-08 Game-By-Game

Date	Opponent	MIN	FG	3PT	FT	REB	AST	TO	B	S	PTS
11-14	Indiana State	2	0-0	0-0	0-0	0	0	0	0	0	0
1-12	Milwaukee	0+	0-0	0-0	0-0	0	0	0	0	0	0
3-1	Detroit	3	1-2	0-0	0-0	2	0	0	0	0	2
3-11	Cleveland State	1	0-0	0-0	0-0	0	0	0	0	0	0

*Starter.

Season	G-GS	MIN	FG-FGA	PCT.	3PT-3A	PCT.	FT-FTA	PCT.	REB	AVG.	AST	B	S	PTS.	AVG.
2007-08	4-0	6	1-2	.500	0-0	.000	0-0	.000	2	0.5	0	0	0	2	0.5
2008-09	10-0	27	0-3	.000	0-0	.000	0-0	.000	3	0.3	3	1	0	0	0.0
2009-10	11-0	11	0-0	.000	0-0	.000	0-0	.000	1	0.1	1	0	0	0	0.0
Career	25-0	44	1-5	.200	0-0	.000	0-0	.000	6	0.2	4	1	0	2	0.1

2009-10 Bulldogs



#14 NICK RODGERS
G, 6-2, 168, Sr.
Noblesville, Ind./Noblesville

Quick Hits:

- Earned a spot on Butler's roster as a walk-on in 2006-07.
- Honored for academic achievement in each of his seasons with the Bulldogs.
- Has played on Butler teams that have posted a school record 113 victories in four seasons.

2009-10 Highlights:

Has played in 11 regular season games...hit Butler's final field goal of the decade with a 3-pointer against Green Bay...hit a 3-point field goal in Butler's win at UIC...made first collegiate start and picked up an assist in Butler's "Senior Day" victory over Siena.

2008-09: Saw action in seven games...matched his career-high with a three-point field goal against IU-South Bend...named to the Horizon League Academic Honor Roll.

2007-08: Played in four regular season games...had a rebound and a steal in two minutes of action in Butler's home win over Detroit...named to the Horizon League Academic Honor Roll.

2006-07: Played in nine games for Butler's Sweet 16 squad...saw first collegiate action in Butler's victory at Valparaiso...scored first collegiate points with a three-point field goal at Cleveland State (later shown on ESPN SportsCenter) - the last of Butler's school-record 20 three-point field goals against the Vikings...one of nine men's basketball players named a 2006 Josten's Scholar Student-Athlete (3.25+ grade point average).

High School: All-Conference guard at Noblesville High School...earned All-County recognition as a senior...high school team captain...helped Noblesville to a 16-5 record in final high school season...averaged 10.0 points per game in final high school season...posted a high game of 27 points against Brownsburg as a senior...had a high game of eight rebounds against McCutcheon...notched a career-high five assists against Avon...received All-County recognition as an infielder on his high school baseball team...earned four varsity letters in basketball and two in baseball...
 High School Coach: Dave McCollough.

Nick Rodgers Career Highs

- Points:** 3 at Cleveland State, 2/8/07; vs. IU-South Bend, 11/22/08; vs. Green Bay, 12/31/09; at UIC, 1/23/10
- Field Goals:** 1 at Cleveland State, 2/8/07; vs. IU-South Bend, 11/22/08; vs. Green Bay, 12/31/09; at UIC, 1/23/10
- Field Goal Attempts:** 3 vs. IU-South Bend, 11/22/08
- 3-Point Field Goals:** 1 at Cleveland State, 2/8/07; vs. IU-South Bend, 11/22/08; vs. Green Bay, 12/31/09; at UIC, 1/23/10
- 3-Point Field Goal Attempts:** 3 vs. IU-South Bend, 11/22/08
- Free Throws:** 0
- Free Throw Attempts:** 0
- Rebounds:** 1 vs. Green Bay, 1/20/07; vs. Detroit, 3/1/08; vs. IU-South Bend, 11/22/08; vs. Milwaukee, 1/24/09; at Wright State, 2/7/09
- Assists:** 1 vs. Florida Gulf Coast, 12/20/08; vs. UIC, 2/13/09; vs. Siena, 2/20/10
- Steals:** 1 vs. Detroit, 3/1/08; vs. IU-South Bend, 11/22/08
- Blocked Shots:** 1 vs. IU-South Bend, 11/22/08
- Minutes:** 8 vs. IU-South Bend, 11/22/08

Nick Rodgers File

Full Name: Nicholas Christopher Rodgers
Born: 10/20/87
Parents: Chris & Sheryl Rodgers
College Major: Marketing
Why I Chose Butler: Because of its excellence in academics, the way it represents itself as a University and for the opportunity to continue playing basketball
My Advice To Youngsters: Stay ahead of the game when competing and always try your hardest.

2009-10 Game-By-Game

Date	Opponent	MIN	FG	3PT	FT	REB	AST	TO	B	S	PTS
12-2	at Ball State	1	0-1	0-1	0-0	0	0	0	0	0	0
12-8	vs. Georgetown	1	0-0	0-0	0-0	0	0	0	0	0	0
12-31	Green Bay	2	1-1	1-1	0-0	0	0	1	0	0	3
1-16	Youngstown State	1	0-0	0-0	0-0	0	0	0	0	0	0
1-23	at UIC	4	1-1	1-1	0-0	0	0	0	0	0	3
1-29	at Green Bay	1	0-0	0-0	0-0	0	0	0	0	0	0
2-8	Loyola	0+	0-1	0-0	0-0	0	0	0	0	0	0
2-11	at Youngstown State	0+	0-0	0-0	0-0	0	0	0	0	0	0
2-17	UIC	1	0-0	0-0	0-0	0	0	0	0	0	0
2-20	Siena*	1	0-0	0-0	0-0	0	1	0	0	0	0
3-9	Wright State	1	0-0	0-0	0-0	0	0	0	0	0	0

2008-09 Game-By-Game

Date	Opponent	MIN	FG	3PT	FT	REB	AST	TO	B	S	PTS
11-22	IU-South Bend	8	1-3	1-3	0-0	1	0	1	1	1	3
12-20	Florida Gulf Coast	1	0-0	0-0	0-0	0	1	0	0	0	0
1-15	at Loyola	0+	0-0	0-0	0-0	0	0	0	0	0	0
1-24	Milwaukee	3	0-0	0-0	0-0	1	0	0	0	0	0
2-7	at Wright State	1	0-0	0-0	0-0	1	0	0	0	0	0
2-13	UIC	1	0-0	0-0	0-0	0	1	0	0	0	0
2-26	Youngstown State	2	0-0	0-0	0-0	0	0	0	0	0	0

2007-08 Game-By-Game

Date	Opponent	MIN	FG	3PT	FT	REB	AST	TO	B	S	PTS
11-14	Indiana State	2	0-1	0-1	0-0	0	0	0	0	0	0
1-12	Milwaukee	0+	0-0	0-0	0-0	0	0	0	0	0	0
3-1	Detroit	2	0-0	0-0	0-0	1	0	0	0	1	0
3-11	Cleveland State	1	0-0	0-0	0-0	0	0	1	0	0	0

2006-07 Game-By

Date	Opponent	MIN	FG	3PT	FT	REB	AST	TO	B	S	PTS
11-29	at Valparaiso	1	0-0	0-0	0-0	0	0	0	0	0	0
12-2	Cleveland State	1	0-0	0-0	0-0	0	0	0	0	0	0
12-6	Ball State	1	0-0	0-0	0-0	0	0	0	0	0	0
1-6	Wright State	2	0-0	0-0	0-0	0	0	0	0	0	0
1-13	South Dakota State	1	0-0	0-0	0-0	0	0	0	0	0	0
1-20	UW-Green Bay	1	0-0	0-0	0-0	1	0	0	0	0	0
1-29	UIC	1	0-0	0-0	0-0	0	0	0	0	0	0
2-3	UW-Milwaukee	1	0-0	0-0	0-0	0	0	0	0	0	0
2-8	at Cleveland State	3	1-1	1-1	0-0	0	0	1	0	0	3

*Starter.

Season	G-GS	MIN	FG-FGA	PCT.	3PT-3A	PCT.	FT-FTA	PCT.	REB	AVG.	A	B	S	PTS.	AVG.
2006-07	9-0	12	1-1	1.000	1-1	1.000	0-0	.000	1	0.1	0	0	0	3	0.3
2007-08	4-0	5	0-1	.000	0-1	.000	0-0	.000	1	0.3	0	0	1	0	0.0
2008-09	7-0	16	1-3	.333	1-3	.333	0-0	.000	3	0.4	2	1	1	3	0.4
2009-10	11-1	13	2-4	.500	2-3	.667	0-0	.000	0	0.0	1	0	0	6	0.5
Career	31-1	46	4-9	.444	4-8	.500	0-0	.000	5	0.2	3	1	2	12	0.4

2009-10 Bulldogs



#20 GORDON HAYWARD G-F, 6-9, 207, So. Brownsburg, Ind./Brownsburg

Quick Hits:

- Preseason first team All-Horizon League, 2009-10.
- Finished second on the gold medal-winning U. S. U19 World Championship Team in rebounding (5.7) and third in scoring (10.0) during the summer. Named to the Best of the Best Team at the U19 World Championship

in New Zealand.

- Shared the team scoring lead with 48 points on Butler's four-game tour of Italy during the summer of 2009.
- Named Horizon League Player of the Week and USBWA Oscar Robertson National Player of the Week following Butler's games against Georgetown and Ohio State.
- Chosen Horizon League Player of the Week following Butler's victory over Xavier.
- Named to the Midseason Mid-Major All-America Team by *The Sporting News*.
- Selected Horizon League Player of the Week after Butler's consecutive wins over Loyola, Youngstown State and Cleveland State.
- Chosen to the Academic All-District V team.
- Named one of 30 finalists for the Naismith Trophy.
- Chosen 2009-10 Horizon League Player of the Year.
- Named first team All-Horizon League for the second straight year.
- Selected third team on the 2009-10 ESPN The Magazine/CoSIDA Academic All-America Team.
- Chosen to the 2010 Speedway Horizon League Men's basketball Championship All-Tournament Team.
- Named to the USBWA All-District V Team.

2009-10 Highlights:

Starter in 30 games this season...had started 61 consecutive before missing Butler's game at Valparaiso with lower back pain... Butler's leading scorer and rebounder...leads the Horizon League in double-doubles with 12...led the Bulldogs with 17 points and eight rebounds in the season-opening victory over Davidson... recorded his fourth career double-double with 14 points and 10 rebounds at Northwestern...had 15 points and six rebounds at Evansville...posted his second double-double of the season with 13 points and 10 rebounds against #16 Minnesota...hit two free throws with 0:00.6 remaining to lift Butler past UCLA in the second round of the 76 Classic. Had 11 points and a team-high eight rebounds against the Bruins...recorded his third double-double of the season with team-highs of 18 points and 12 rebounds against Clemson in the 76 Classic...shared the team scoring lead with 15 points and grabbed a game-high eight rebounds at Ball State...led Butler with 18 points and a career-high five assists in the Bulldogs' league-opener against Valparaiso...had 24 points, a team-high eight rebounds and two blocked shots against Georgetown in the Jimmy V Classic...recorded seventh career double-double with a game-high 22 points and 14 rebounds against Xavier...led the Bulldogs with 12 points and 15 rebounds at UAB...recorded his sixth double-double of the season with 16 points and 10 rebounds at home against Milwaukee...hit a career-high 13 of 14 free throws and scored 20 points in Butler's victory at Wright State...scored a team-high 17 points, including a free throw to send the game into overtime, in Butler's victory at Detroit...hospitalized by an upper respiratory infection on the day of the game and managed just eight points in Butler's home win over Cleveland State...shared the team scoring lead with 12 points at Loyola...hit a career-high 10 field goals, scored a season-high 25 points and grabbed a team-high eight rebounds in 27 minutes at UIC...matched his career-high with 13 free throws made and scored a game-high 25 points at Milwaukee...hit 10 of 10 free throws, recorded his seventh double-double and led the Bulldogs with 18 points and 10 rebounds in Butler's home win over Detroit...posted eighth double-double of the season with a game-high 22 points and a career-high 17 rebounds at Youngstown State...had ninth double-double of the

Gordon Hayward File

Full Name: Gordon Daniel Hayward
Born: 3/23/90
Parents: Gordon & Jody Hayward
College Major: Computer Engineering
Why I Chose Butler: It's close to home and the coaches are great.
My Advice To Youngsters: Dream big!

season with 19 points and 11 rebounds at Cleveland State...posted third straight double-double and his 10th of the season with 11 points and 11 rebounds at home against UIC...recorded fourth straight double-double with 15 points and 12 rebounds in Butler's home victory over Siena...sat out Butler's game at Valparaiso with lower back pain...returned to Butler's starting lineup and recorded his fifth consecutive double-double with 10 points and 13 rebounds against Milwaukee in the semifinals of the Horizon League Tournament.

2008-09 Highlights:

- Starter in all 32 games. Shared the Butler freshman record for starts with teammates Shelvin Mack and Ronald Nored.
- Horizon League Newcomer of the Year in 2008-09.
- Named first team All-Horizon League.
- Three-time Horizon League Player of the Week.
- Second team NABC All-District 12.
- Named to the National All-Freshman Team by Foxsports.com.
- Third team All-Freshman by CollegeHoops.net.
- Set a Butler freshman record with seven three-point field goals against both Ohio State and UIC.
- Set Butler freshman records for rebounds (207) and three-point field goals (69).
- First freshman in Butler basketball history to record 400 points and 200 rebounds. Finished second on Butler's all-time freshman list for scoring (420).
- Led the Bulldogs in free throw shooting, three-point field goal shooting, three-point field goals, steals and minutes played.
- Lone player in the Horizon League to be ranked in the "Top 10" in 10 different statistical categories.
- Finished as team's second-leading scorer and rebounder.
- Led Butler in scoring eight times and in rebounding 13 times.
- Had 20 double-figures scoring performances, including six games of 20 or more points.
- Posted four double-figures rebounding efforts.
- Had three double-doubles in initial season.
- Scored a career-high 27 points to lead the Bulldogs past Davidson in a nationally-televised BracketBusters game.
- Recorded first career double-double with 19 points and 10 rebounds in Butler's upset of #14 Xavier.
- Hit a career-high seven three-point field goals and scored 25 points against Ohio State.
- Matched his career-high with seven three-point field goals and scored 25 points in a win at UIC.

High School: First team All-State performer at Brownsburg High School...named Indianapolis Star Player of the Year...chosen to the Indiana All-Star Team for the annual summer Indiana-Kentucky All-Star series...finished with 11 points, eight rebounds and three steals to help lead Indiana past Kentucky at Conseco Fieldhouse... scored six points and grabbed a team-high 12 rebounds in the second Indiana-Kentucky All-Star Game...team captain and all-conference player...named Academic All-State...averaged 18.0 points, 8.4 rebounds and 3.6 assists as a senior, while helping Brownsburg to a 22-5 record and the Indiana Class 4A state championship...hit 44 three-point field goals in 2007-08...posted a high game of 30 points against Westfield...had a high-game of 19 rebounds against North Central...hit the game-winning shot at the buzzer to lead Brownsburg past Marion, 40-39, in the state title game...received the Arthur L. Trester Award, presented to the outstanding senior participant in each classification, based on excellence in mental attitude, scholarship, leadership and athletic ability, at the 4A state finals...averaged 13.6 points, 5.4 rebounds

2009-10 Bulldogs

and 2.7 assists for 14-9 Brownsburg as a junior...finished high school career with 929 points, 398 rebounds, 198 assists and 176 steals...helped Brownsburg to a 48-25 record over three varsity seasons...High School Coach: Joshua Kendrick.

Gordon Hayward Career Highs

Points: 27 at Davidson, 2/21/09
Field Goals: 10 at UIC, 1/23/10
Field Goal Attempts: 19 vs. Georgetown, 12/8/09
3-Point Field Goals: 7 at Ohio State, 12/13/08; at UIC, 1/17/09
3-Point Field Goal Attempts: 13 at UIC, 1/17/09
Free Throws: 13 at Wright State, 1/8/10; at Milwaukee, 1/31/10
Free Throw Attempts: 16 at Milwaukee, 1/31/10
Rebounds: 17 at Youngstown State, 2/11/10
Assists: 5 vs. Valparaiso, 12/5/09
Steals: 4 vs. Milwaukee, 1/24/09; at Northwestern, 11/18/09
Blocked Shots: 4 at Xavier, 12/23/08
Minutes: 40 at Detroit, 1/10/10

2009-10 Game-By-Game

Date	Opponent	MIN	FG	3PT	FT	REB	AST	TO	B	S	PTS
11-14	Davidson*	28	5-9	0-0	7-7	8	1	2	1	0	17
11-18	at Northwestern*	32	5-10	2-6	2-4	10	4	2	0	1	14
11-21	at Evansville*	28	2-6	0-0	11-12	6	1	2	0	2	15
11-26	vs. Minnesota*	31	3-8	1-4	6-9	10	1	6	1	2	13
11-27	vs. UCLA*	35	3-14	3-10	2-2	8	1	3	1	1	11
11-29	vs. Clemson*	34	6-13	2-7	4-6	12	1	3	2	0	18
12-2	at Ball State*	31	4-7	1-4	6-6	8	2	2	0	2	15
12-5	Valparaiso*	33	5-10	1-6	7-7	4	5	2	1	2	18
12-8	vs. Georgetown*	39	7-19	4-11	6-6	8	2	0	2	1	24
12-12	Ohio State*	39	9-16	3-6	3-3	8	0	3	0	0	24
12-19	Xavier*	38	6-11	4-5	6-7	14	3	4	0	1	22
12-22	at UAB*	39	4-12	0-4	4-4	15	2	1	1	1	12
12-31	Green Bay*	30	5-11	3-7	0-0	6	1	1	2	0	13
1-2	Milwaukee*	26	6-7	1-1	3-4	10	1	1	0	0	16
1-8	at Wright State*	31	3-5	1-1	13-14	9	3	3	0	1	20
1-10	at Detroit*	40	6-11	2-6	3-6	7	0	4	2	2	17
1-14	Cleveland State*	30	2-3	0-0	4-6	4	2	2	1	2	8
1-16	Youngstown State*	26	2-5	1-4	2-4	4	3	3	1	1	7
1-21	at Loyola*	35	5-13	1-5	1-2	5	0	3	0	2	12
1-23	at UIC*	27	10-16	2-6	3-4	8	2	1	2	2	25
1-29	at Green Bay*	20	4-8	1-4	0-0	2	3	2	0	0	9
1-31	at Milwaukee*	38	6-13	0-3	13-16	6	1	2	0	3	25
2-4	Detroit*	38	4-7	0-1	10-10	10	0	4	1	0	18
2-6	Wright State*	39	4-8	0-3	3-3	6	3	3	0	2	11
2-8	Loyola*	31	4-11	0-6	0-0	7	3	0	1	1	8
2-11	at Youngstown State*	36	6-10	2-5	8-9	17	1	3	2	0	22
2-13	at Cleveland State*	35	7-11	1-3	4-4	11	1	0	0	0	19
2-17	UIC*	29	3-9	1-6	4-5	11	2	0	1	2	11
2-20	Siena*	39	6-13	2-5	1-2	12	4	4	2	0	15
2-26	at Valparaiso	DNP									
3-6	Milwaukee*	37	3-6	0-2	4-7	13	2	2	1	1	10
3-9	Wright State*	29	3-4	0-1	2-2	4	1	4	1	2	8

2008-09 Game-By-Game


Date	Opponent	MIN	FG	3PT	FT	REB	AST	TO	B	S	PTS
11-15	at Drake*	17	4-8	3-6	0-0	7	0	1	0	2	11
11-19	Ball State*	26	3-9	0-3	3-4	4	0	0	0	2	9
11-22	IU-South Bend*	17	5-6	3-3	2-2	6	1	0	0	2	15
11-26	Northwestern*	37	4-8	2-6	3-4	6	2	1	1	2	13
11-29	Evansville*	27	4-9	1-3	3-4	2	2	1	2	2	12
12-4	at Cleveland State*	38	2-5	1-2	3-4	12	3	1	3	1	8
12-6	at Youngstown State*	19	2-4	1-2	2-2	3	1	2	0	1	7
12-10	at Bradley*	31	7-11	5-9	1-4	6	4	0	0	1	20
12-13	at Ohio State*	38	8-15	7-11	2-2	7	2	3	0	1	25
12-20	Florida Gulf Coast*	31	1-5	0-3	4-6	0	2	1	1	1	6
12-23	at Xavier*	38	4-10	1-4	10-10	10	1	0	4	3	19
12-30	UAB*	34	1-4	0-1	6-7	9	2	3	0	1	8
1-3	at Valparaiso*	35	5-10	3-6	2-3	13	4	3	1	2	15
1-8	Wright State*	34	4-8	3-5	1-2	11	2	0	1	3	12
1-10	Detroit*	36	2-6	0-1	1-2	1	4	2	1	2	5
1-15	at Loyola*	27	3-7	2-4	3-4	8	1	1	1	1	11
1-17	at UIC*	39	7-16	7-13	4-4	7	1	0	1	3	25
1-22	Green Bay*	38	5-9	2-5	2-4	6	2	2	2	1	14
1-24	Milwaukee*	28	2-6	1-4	2-2	4	2	0	1	4	7
1-30	Valparaiso*	37	6-10	2-6	4-4	3	3	2	1	2	18
2-2	at Green Bay*	37	7-14	3-7	5-6	7	1	1	2	1	22
2-5	at Detroit*	34	7-8	4-4	4-5	6	1	4	0	0	22
2-7	at Wright State*	37	1-6	1-3	6-6	7	4	3	0	1	9
2-13	UIC*	32	7-11	4-8	0-0	6	3	2	1	2	18
2-15	Loyola*	39	4-10	2-7	4-4	9	3	6	0	0	14
2-18	at Milwaukee*	33	1-4	0-2	2-2	4	1	5	2	0	4
2-21	at Davidson*	32	6-12	4-7	11-12	9	0	2	1	2	27
2-26	Youngstown State*	29	3-7	2-4	6-7	5	4	0	2	1	14
2-28	Cleveland State*	37	3-5	0-2	3-4	6	1	2	1	3	9
3-7	Wright State*	33	0-1	0-1	2-4	8	2	0	0	1	2
3-10	Cleveland State*	36	3-8	1-4	0-0	9	0	3	0	0	7
3-19	LSU*	39	4-10	4-8	0-0	6	4	2	1	0	12

*Starter.

Season	G-GS	MIN	FG-FGA	PCT.	3PT-3A	PCT.	FT-FTA	PCT.	REB	AVG.	A	B	S	PTS.	AVG.
2008-09	32-32	1045	125-261	.479	69-154	.448	101-124	.815	207	6.5	63	30	48	420	13.1
2009-10	31-31	1023	148-306	.484	39-132	.295	142-171	.830	263	8.5	56	26	34	477	15.4
Career	63-63	2068	273-567	.481	108-286	.378	243-295	.824	470	7.5	119	56	82	897	14.2

NCAA Tournament															
Season	G-GS	MIN	FG-FGA	PCT.	3PT-3A	PCT.	FT-FTA	PCT.	REB	AVG.	A	B	S	PTS.	AVG.
2008-09	1-1	39	4-10	.400	4-8	.500	0-0	.000	6	6.0	4	1	0	12	12.0

2009-10 Bulldogs



#21 WILLIE VEASLEY F, 6-3, 206, Sr. Freeport, Ill./Freeport

Quick Hits:

- Owns Butler's freshman record for games played with 35 in 2006-07.
- Has played in 128 games in four seasons, while helping Butler to a school record 113 victories.
- Will become the first Butler player to see action in four consecutive NCAA Tournaments.
- Named to the 2009-10 Horizon League All-

Defensive Team.

- Chosen to Seth Davis' 11th Annual All-Glue Team, recognizing five players who do everything to win.
- Named to the 2010 Speedway Horizon League Men's Basketball Championship All-Tournament Team.

2009-10 Highlights:

Starter in 31 Butler games this season...had started 60 consecutive games, before being sidelined for Butler's home game against Siena with a sprained left knee...third on the team in rebounds and steals; fourth in scoring...leads the team and ranks fourth in the Horizon League in field goal percentage (.509)...scored 15 points to help lift the Bulldogs past Davidson in the season-opener for both teams...had 11 points and six rebounds in 27 minutes at Evansville...turned in a strong defensive performance on All-ACC player Trevor Booker and scored seven points against Clemson at the 76 Classic...hit three of three three-point field goals and scored 15 points in Butler's league-opener against Valparaiso, while limiting Crusaders' scoring leader Brandon Wood to just seven points...tallied seven points against Georgetown in the Jimmy V Classic...recorded first career double-double with 15 points and 10 rebounds in Butler's victory over Ohio State...scored 10 points and had three steals at UAB...scored 10 points and had a career-high four steals in Butler's home victory over Green Bay...had 12 points to help the Bulldogs win at Wright State...scored 10 points in Butler's victory at Detroit...led the Bulldogs with 16 points in Butler's home victory over Cleveland State...had 13 points in 26 minutes in Butler's home win over Youngstown State...made the game-winning free throw with 0:34 left in Butler's win at Loyola...had nine points and seven rebounds at UIC while helping the Bulldogs to the 101st victory of his Butler career...scored 13 points and grabbed a game-high eight rebounds at Green Bay...led the Bulldogs with eight rebounds at Milwaukee...was perfect on nine field goal attempts and scored a career-high 19 points to lead Butler past Wright State in Hinkle Fieldhouse...had 12 points and a game-high eight rebounds in Butler's home win over Loyola...scored 10 points and matched his career-high with two blocked shots at Youngstown State...had seven points and seven rebounds at Cleveland State...scored 11 points in Butler's home win over UIC...matched his career-high with four three-point field goals, scored a career-high 20 points and helped limit league scoring leader Brandon Wood to four points to lead the Bulldogs at Valparaiso...scored 11 points and grabbed six rebounds against Milwaukee in the Horizon League Tournament semifinals.

2008-09 Highlights:

- Starter in all 32 games.
- Finished as Butler's fourth-leading scorer and rebounder.
- Wound up fifth on the team in steals.
- Ranked eighth in the Horizon League in field goal percentage.
- Scored in double-figures in 15 games; led the Bulldogs in scoring in two games.
- Emerges as one of the top defenders in the Horizon League.
- Scored a season-high 16 points in a career-high 39 minutes to lead the Bulldogs past Cleveland State in Butler's final regular season game.
- Tallied 10 points, grabbed seven rebounds and matched his season-high with three steals in the Bulldogs' BracketBusters win at Davidson
- Scored 15 points, all in the first half, to spark Butler to a road victory over Valparaiso.
- Had 10 points and limited Horizon League scoring leader Josh Mayo to seven points in Butler's victory at UIC.
- Grabbed seven rebounds and limited Loyola scoring leader J. R.

Willie Veasley File

Full Name: Willie F. Veasley

Born: 9/8/87

Parents: Willie & Rose Veasley

College Major: Digital Media

Why I Chose Butler:

Small campus atmosphere, just like my hometown.

My Advice To Youngsters: Never settle for anything less than your best in anything you do.

Blount to just two points in the Bulldogs victory over the Ramblers in Chicago.

•Hit a career-best four of five shots from the three-point arc to help the Bulldogs upset #14 Xavier on the road.

•Made first collegiate start in Butler's season-opener victory at Drake.

2007-08 Highlights:

- Played in 30 games. (Missed first four games with a knee injury.)
- Scored a season-high 12 points and grabbed four rebounds in 24 minutes against Bradley.
- Came off the bench with seven points, a career-high 11 rebounds, two blocked shots and two steals against Green Bay at home.
- Matched his season-high with 12 points in a season-high 34 minutes at Milwaukee.

2006-07 Highlights:

- Played in 35 games in his initial season with the Bulldogs.
- Connected on 17 of his last 23 shots.
- Came off the bench with a season-high 10 points to help spark the Bulldogs past Florida Gulf Coast.
- Had a key tip-in to give Butler the lead for good against Indiana in the NIT Season Tip-Off at Consecro Fieldhouse.
- Suffered a broken bone in his left hand in Butler's win at Tulane and had to play the first 11 games of his collegiate career with a padded cast on his hand.

High School: Four-year varsity starter at Freeport High School ...ranked as one of the top prep players in Illinois by several recruiting publications...named NIC-9 Conference Player of the Year in 2005-06, after finishing runner-up for that honor in 2003-04 and 2004-05...first team All-State pick by the *Champaign News-Gazette*...second team All-State selection by the Illinois Basketball Coaches Association in 2006 ...named to the IBCA North All-Star Team in 2006...two-time team Most Valuable Player ...two-time All-Tournament pick at the Pekin Holiday Tournament ...averaged 24 points and 11 rebounds as a senior ...broke Freeport's 10-year-old school career scoring record in January of his senior year...scored a career-high 40 points against Rockford East High School as a senior...averaged 15.5 points and 8.8 rebounds as a junior...averaged 14.7 points, 10.1 rebounds, 2.5 steals and 0.8 blocked shots as a sophomore ...helped Freeport to a 24-5 record as a senior ...helped lead high school to four consecutive winning seasons and 74 wins over four years...scored 21 points in the 10th Annual Rising Stars Classic following his senior season...played for the Illinois Wolves AAU team during the summer...named MVP of the Five Star Camp in Pennsylvania...High School Coach: Jeff Lawfer.

Career Highs

Points: 20 at Valparaiso, 2/26/10

Field Goals: 9 vs. Wright State, 2/6/10

Field Goal Attempts: 12 vs. Cleveland State, 2/28/09; at Valparaiso, 2/26/10

3-Point Field Goals: 4 at Xavier, 12/23/08; at Valparaiso, 2/26/10

3-Point Field Goal Attempts: 7 vs. Loyola, 2/15/09; vs. Cleveland State, 2/28/09; vs.

Davidson, 11/14/09; vs. Milwaukee, 3/6/10

Free Throws: 6 vs. UIC, 1/29/07; vs. Valparaiso, 1/5/08

Free Throw Attempts: 9 vs. UIC, 1/29/07

Rebounds: 11 vs. Green Bay, 1/10/08

Assists: 4 at Cleveland State, 12/4/08

Steals: 4 vs. Green Bay, 12/31/09

Blocked Shots: 2 vs. Kent State, 11/25/06; vs. Purdue, 12/16/06; vs. Florida State, 12/15/07; vs. Green Bay, 1/10/08; vs. UIC, 1/26/08; vs. Detroit, 3/1/08; at Youngstown State, 2/11/10

Minutes: 39 vs. Cleveland State, 2/28/09

2009-10 Bulldogs

2009-10 Game-By-Game											2007-08 Game-By-Game (Continued)														
Date	Opponent	MIN	FG	3PT	FT	REB	AST	TO	B	S	PTS	Date	Opponent	MIN	FG	3PT	FT	REB	AST	TO	B	S	PTS		
11-14	Davidson*	32	5-11	3-7	2-2	3	1	0	0	2	15	11-17	at Evansville	DNP											
11-18	at Northwestern*	18	1-2	0-1	1-2	4	0	1	0	2	3	11-21	vs. Michigan	DNP											
11-21	at Evansville*	27	4-6	2-4	1-2	6	0	2	0	2	11	11-23	vs. Virginia Tech	8	1-1	0-0	2-2	2	1	0	0	1	4		
11-26	vs. Minnesota*	35	1-6	0-4	4-5	3	3	0	0	1	6	11-24	vs. Texas Tech	8	1-1	0-0	0-0	2	0	0	0	0	2		
11-27	vs. UCLA*	35	2-8	0-3	2-4	2	2	3	0	1	6	12-1	Ohio State	9	0-1	0-0	0-0	3	0	2	0	0	0		
11-29	vs. Clemson*	35	3-8	1-4	0-0	1	2	3	0	2	7	12-6	at Detroit	8	1-2	0-0	0-0	0	0	1	0	0	2		
12-2	at Ball State*	23	2-5	0-3	0-0	1	1	3	0	2	4	12-8	at Wright State	21	2-5	0-0	0-2	4	0	0	0	1	4		
12-5	Valparaiso*	25	4-6	3-3	4-8	5	3	1	0	1	15	12-15	vs. Florida State	23	2-2	0-0	1-1	2	0	2	2	0	5		
12-8	vs. Georgetown*	25	2-5	0-2	3-4	2	1	4	0	0	7	12-19	Bradley	24	5-5	0-0	2-3	4	0	2	1	2	12		
12-12	Ohio State*	35	4-9	3-5	4-5	10	3	2	1	2	15	12-22	at Florida Gulf Coast	24	0-3	0-0	1-2	5	1	1	1	0	1		
12-19	Xavier*	37	5-10	1-5	2-4	4	2	2	0	1	13	12-28	at Southern Illinois	11	0-0	0-0	0-2	0	0	0	0	0	0		
12-22	at UAB*	23	3-6	2-3	2-2	0	1	3	0	3	10	1-5	Valparaiso	22	1-3	0-0	6-6	3	1	0	0	0	8		
12-31	Green Bay*	28	4-8	0-3	2-4	7	0	3	0	4	10	1-7	at Loyola	12	2-6	0-0	0-0	4	0	2	0	1	4		
1-2	Milwaukee*	33	1-8	0-3	0-0	7	1	0	0	1	2	1-10	Green Bay	24	3-7	0-0	1-1	11	1	3	2	2	7		
1-8	at Wright State*	36	5-6	2-3	0-0	5	1	1	0	0	12	1-12	Milwaukee	20	3-8	0-0	0-1	7	2	0	0	2	6		
1-10	at Detroit*	28	4-7	1-2	1-2	2	0	1	0	0	10	1-17	at Cleveland State	19	1-3	0-0	0-0	2	2	0	0	0	2		
1-14	Cleveland State*	36	6-9	2-4	2-3	1	0	3	1	2	16	1-19	at Youngstown State	11	2-3	0-0	1-2	4	0	2	0	0	5		
1-16	Youngstown State*	26	5-8	1-3	2-4	3	2	1	0	2	13	1-24	Loyola	21	2-3	0-0	3-5	5	1	1	0	2	7		
1-21	at Loyola*	24	3-5	0-1	1-2	2	0	1	1	1	7	1-26	UIC	16	2-3	0-0	0-2	3	2	0	2	0	4		
1-23	at UIC*	26	4-6	1-2	0-0	7	1	2	0	1	9	2-5	at Valparaiso	28	3-4	0-0	2-6	2	0	2	1	1	8		
1-29	at Green Bay*	34	5-7	2-3	1-3	8	0	4	1	0	13	2-9	at Green Bay	16	2-4	0-0	0-0	3	0	1	0	0	4		
1-31	at Milwaukee*	37	2-7	1-5	4-5	8	0	1	0	2	9	2-12	at Milwaukee	34	5-5	0-0	2-7	7	0	0	1	0	12		
2-4	Detroit*	24	4-7	0-3	0-0	2	2	2	1	0	8	2-14	Youngstown State	21	3-5	0-0	0-1	2	2	1	0	2	6		
2-6	Wright State*	37	9-9	1-1	0-0	3	1	2	0	0	19	2-16	Cleveland State	14	1-4	0-0	0-2	1	0	2	1	0	2		
2-8	Loyola*	25	5-7	2-3	0-0	8	0	2	0	0	12	2-20	at UIC	12	2-2	0-0	0-0	4	0	0	0	1	4		
2-11	at Youngstown State*	34	3-5	2-4	2-4	3	1	3	2	0	10	2-23	Drake	12	1-4	0-0	0-2	2	0	0	0	0	2		
2-13	at Cleveland State*	35	1-8	1-5	4-4	7	1	2	0	1	7	2-28	Wright State	5	0-3	0-0	0-0	1	0	0	0	0	0		
2-17	UIC*	29	4-10	1-3	2-2	4	1	0	1	0	11	3-1	Detroit	22	4-4	0-0	0-0	4	0	0	2	0	8		
2-20	Siena	DNP										3-8	UIC	23	0-2	0-0	0-2	2	0	1	0	0	0		
2-26	at Valparaiso*	36	7-12	4-6	2-4	6	0	4	1	0	20	3-11	Cleveland State	17	2-3	0-0	0-0	2	0	1	0	0	4		
3-6	Milwaukee*	35	4-9	3-7	0-0	6	1	2	0	1	11	3-21	vs. South Alabama	16	1-2	0-0	0-0	0	1	1	0	0	2		
3-9	Wright State*	34	4-8	1-3	0-0	2	0	2	0	0	9	3-23	vs. Tennessee	24	5-7	0-0	1-3	3	0	0	1	0	11		

2008-09 Game-By-Game											2006-07 Game-By-Game													
Date	Opponent	MIN	FG	3PT	FT	REB	AST	TO	B	S	PTS	Date	Opponent	MIN	FG	3PT	FT	REB	AST	TO	B	S	PTS	
11-15	at Drake*	33	2-9	0-2	0-0	6	0	2	0	0	4	11-10	at Tulane	22	0-0	0-0	0-0	3	3	1	0	1	0	
11-19	Ball State*	26	2-7	1-2	2-3	4	1	1	0	0	7	11-13	vs. Notre Dame	3	1-1	0-0	0-0	0	0	0	0	0	0	2
11-22	IU-South Bend*	22	5-8	0-1	1-2	7	1	1	1	2	11	11-14	vs. Indiana	15	1-1	0-0	0-0	1	1	0	0	0	0	2
11-26	Northwestern*	28	4-6	0-1	2-3	4	1	3	0	0	10	11-18	Illinois-Springfield	14	1-2	0-0	0-0	3	0	1	0	1	2	
11-29	Evansville*	17	2-4	0-1	2-2	3	1	2	0	1	6	11-22	vs. Tennessee	5	1-2	0-0	0-0	2	0	1	0	0	2	
12-4	at Cleveland State*	32	2-6	2-4	3-4	5	4	2	0	0	9	11-24	vs. Gonzaga	4	0-0	0-0	0-0	0	0	0	0	0	0	
12-6	at Youngstown State*	25	1-5	0-1	0-0	3	0	1	1	3	2	11-25	Kent State	15	0-1	0-0	0-1	4	0	0	2	0	0	
12-10	at Bradley*	35	4-7	2-3	3-4	3	1	4	0	2	13	11-29	at Valparaiso	16	1-2	0-0	0-0	2	0	0	0	0	2	
12-13	at Ohio State*	18	0-2	0-1	1-2	2	0	5	0	1	1	12-2	Cleveland State	14	2-2	0-0	0-0	5	0	0	1	0	4	
12-20	Florida Gulf Coast*	25	5-9	3-6	0-0	5	3	0	0	0	13	12-6	Ball State	18	2-4	0-0	0-0	7	0	1	0	0	4	
12-23	at Xavier*	26	4-5	4-5	0-2	2	1	3	0	2	12	12-9	at Indiana State	13	0-0	0-0	0-0	1	0	1	0	0	0	
12-30	UAB*	31	1-5	1-4	2-3	3	2	2	0	1	5	12-16	vs. Purdue	28	3-6	0-0	1-2	9	1	0	2	1	7	
1-3	at Valparaiso*	35	5-7	2-4	3-3	3	2	1	0	1	15	12-22	Evansville	23	2-2	0-0	0-2	4	2	0	0	0	4	
1-8	Wright State*	35	3-9	0-4	5-5	6	2	0	1	0	11	12-30	at UW-Milwaukee	21	2-2	0-0	0-0	2	0	4	0	1	4	
1-10	Detroit*	32	3-4	0-1	3-3	5	0	3	0	2	9	1-6	Wright State	16	1-1	0-0	3-3	1	1	3	0	0	5	
1-15	at Loyola*	25	4-7	0-1	0-0	7	3	0	0	1	8	1-10	at UIC	8	0-1	0-0	0-0	0	0	0	0	0	0	
1-17	at UIC*	32	4-9	2-6	0-2	2	1	1	0	1	10	1-13	South Dakota State	16	2-2	0-0	0-0	4	2	1	0	0	4	
1-22	Green Bay*	19	2-5	1-3	4-4	4	0	0	0	1	9	1-17	Youngstown State	13	0-2	0-0	0-0	1	0	0	0	0	0	
1-24	Milwaukee*	17	3-6	2-4	2-2	2	2	1	1	0	10	1-20	UW-Green Bay	14	0-1	0-0	2-2	1	1	0	0	0	2	
1-30	Valparaiso*	35	4-6	1-2	4-6	4	2	4	0	0	13	1-25	at Loyola	10	2-3	0-0	1-1	5	0	1	0	0	5	
2-2	at Green Bay*	30	2-6	1-4	3-3	4	0	4	0	0	8	1-27	at Detroit	12	0-0	0-0	0-0	0	0	0	0	0	0	
2-5	at Detroit*	37	2-4	0-2	1-4	3	1	2	0	1	5	1-29	UIC	23	1-1	0-0	6-9	4	2	0	0	0	8	
2-7	at Wright State*	31	5-8	2-3	1-2	5	1	3	1	0	13	1-31	at Youngstown State	18	1-1	0-0	1-2	4	2	2	0	1	3	
2-13	UIC*	26	0-3	0-2	0-0	5	2	4	0	0	0	2-3	UW-Milwaukee	18	0-1	0-0	4-4	3	1	0	0	1	4	
2-15	Loyola*	35	5-10	3-7	0-2	3	0	0	1	0	13	2-8	at Cleveland State	19	2-2	0-0	0-0	5	3	0	1	0	4	
2-18	at Milwaukee*	34	4-7	1-3	0-0	6	2	2	0	0	9	2-10	at Wright State	14	2-2	0-0	0-0	1	0	1	0	1	4	
2-21	at Davidson*	38	3-10	1-6	3-3	7	2	3	1	3	10													

2009-10 Bulldogs



#22 GRANT LEIENDECKER
G, 6-5, 182, Jr.
Fort Wayne, Ind./Homestead

Quick Hits:

•Sat out his initial season with the Bulldogs (2006-07) season as a medical redshirt.

2009-10 Highlights:

Has played in 14 games...came off the bench with a season-high five points at Ball State...matched his career-high with one steal against Georgetown in the Jimmy V Classic...matched his career-high with free throws in Butler's home victory over Green Bay...had a steal in Butler's home victory over Youngstown State...scored three points and grabbed a rebound at UIC.

2008-09: Played in 26 games...tied for fifth on the team in three-point field goals...came off the bench with a career-high 12 points and a career-best two rebounds in a career-high 16 minutes in Butler's home victory over Milwaukee...had six points and a career-high three assists in 12 minutes of action in the Bulldogs' victory over Ball State...came off the bench with four points in 12 minutes to help the Bulldogs defeat Evansville...posted first career rebound and first career blocked shot in Butler's victory at Bradley...scored six points each in back-to-back Butler wins over Florida Gulf Coast and at Valparaiso...scored 18 points in 13 minutes in the Bulldogs' exhibition game victory over Oakland City.

2007-08: Saw action in 12 games in his first full collegiate season...made collegiate debut against Indiana State at Hinkle Fieldhouse...played three minutes in Butler's victory at Evansville...played two minutes at Detroit and against Bradley...scored first career points with a field goal against Milwaukee in a Butler win at Hinkle Fieldhouse...played four minutes in Butler's win at home over Youngstown State...had one assist in a season-high seven minutes in Butler's home victory over Detroit...hit a pair of three-point field goals and scored six points in 11 minutes in Butler's preseason exhibition win over Marian...had two points and two rebounds in three minutes in the Bulldogs' exhibition victory over St. Joseph's.

2006-07: Missed the entire 2006-07 season after undergoing hip surgery.

High School: All-State guard at Fort Wayne Homestead High School...member of the Indiana All-Star Team for the 2006 Indiana-Kentucky All-Star Series...ranked as one of the top 15 seniors by the Indiana Basketball Coaches Association in 2005-06...tabbed first team on the 2005-06 Hoosier Basketball Magazine Boys All-State Team...named first team all-conference for a school-record three consecutive years...earned Academic All-State recognition...team captain as a senior...leading scorer in the Northeast Hoosier Conference in 2005-06...averaged 19.9 points and 6.1 rebounds

Grant Leiendecker File

Full Name: Grant Marcus Leiendecker

Born: 6/27/87

Parents: Mark & Deb Leiendecker

College Major: Finance

Why I Chose Butler: Best fit for me academically and athletically

My Advice To Youngsters: Work hard and don't give up.

as a senior...averaged 18.1 points as a junior and 15.0 points as a sophomore...scored 1,145 career points...set a school career record for three-point field goal shooting (.476, 165 of 347)...shot 77% from the free throw line during his career...posted a career-high 40 points against Wayne High School in 2005-06; the third-highest single game total in school history...hit a career-best seven three-point field goals against Wayne...scored 31 points against Huntington North and 30 points against Fort Wayne Elmhurst as a senior...honorable mention All-State performer as a junior...named to the 2005 Indiana Junior All-Star Team...helped Homestead to a 40-25 record over three seasons, including a 15-7 mark in 2005-06...four-year varsity basketball letterwinner...two-year letterwinner on high school soccer team...High School Coach: Chris Johnson.

Career Highs

Points: 12 vs. Milwaukee, 1/24/09

Field Goals: 4 vs. Milwaukee, 1/24/09

Field Goal Attempts: 9 vs. Milwaukee, 1/24/09

3-Point Field Goals: 4 vs. Milwaukee, 1/24/09

3-Point Field Goal Attempts: 8 vs. Milwaukee, 1/24/09; vs. Green Bay, 12/31/09

Free Throws: 2 vs. Evansville, 11/29/08; vs. Valparaiso, 12/5/09

Free Throw Attempts: 2 vs. Evansville, 11/29/08; vs. Valparaiso, 12/5/09; vs. Green Bay, 12/31/09

Rebounds: 2 vs. Milwaukee, 1/24/09


Assists: 3 vs. Ball State, 11/19/08

Steals: 1 at Youngstown State, 12/6/08; at Ball State, 12/2/09; vs. Georgetown, 12/8/09; vs. Youngstown State, 1/16/10

Blocked Shots: 1 at Bradley, 12/10/08; vs. Milwaukee, 1/24/09

Minutes: 16 vs. Milwaukee, 1/24/09

2009-10 Bulldogs



#24 AVERY JUKES
F, 6-8, 215, Sr.
Snellville, Ga/South Gwinnett/Alabama

Quick Hits:

- Transferred to Butler in January of 2007, after playing part of one season at Alabama.
- Shot 60% from the field, including 60% from three-point range, in his initial season with the Bulldogs.
- Spent 11 days in Uganda during the summer of 2008 serving with Ambassadors for Children.

•Founded the Avery Jukes Foundation for Kids to provide support for the children of Uganda. Headed a successful drive to provide books for a school he helped build in Uganda.

2009-10 Highlights:

Has played in all 32 Butler games...had six points in 16 minutes to help lead the Bulldogs past Davidson in the season-opener...came off the bench with 10 points in 14 minutes in Butler's win at Northwestern...scored all of Butler's bench points with eight points in a reserve role against Minnesota...hit all three shots he attempted and matched his season-high with 10 points in Butler's league-opener against Valparaiso...came off the bench with five points at UAB...had seven points in 11 minutes in Butler's victory at home over Green Bay...came off the bench with two points and five rebounds in Butler's victory at Detroit...matched his career-high with two blocked shots in Butler's win at Loyola...scored five points in eight minutes in Butler's home win over Wright State...made first Butler start and scored nine points in a career-high 24 minutes in Butler's "Senior Day" victory over Siena.

2008-09: Saw action in 27 games in first full season with the Bulldogs...missed four consecutive games late in the season, because of a knee injury suffered in practice...had two double-figures scoring performances...finished fifth on the team in offensive rebounds...came off the bench with career-highs of 15 points and six rebounds in a career-high 20 minutes to help the Bulldogs defeat IU-South Bend...hit a pair of three-point field goals and scored 10 points in 15 minutes in Butler's Horizon League win at Loyola...had a key three-point field goal to help spark Butler's second half comeback against Northwestern...posted nine points, five rebounds and two blocked shots in the Bulldogs' victory at Bradley...scored five points and matched his career-high with six rebounds in Butler's non-league win over Florida Gulf Coast...matched his career-high with six rebounds in the Bulldogs' home win over Milwaukee...tallied 12 points in 19 minutes in the Bulldogs' exhibition contest against Oakland City.

2007-08: Became eligible at Butler on December 17 and wound up playing in 22 of Butler's final 24 games...saw first Butler action against Bradley and finished with two points and one rebound in two minutes...came off the bench with four points, two rebounds and an assist in four minutes against Florida Gulf Coast...had four points, two rebounds and a blocked shot in nine minutes at Loyola...posted three points and a blocked shot in two minutes against Milwaukee at Hinkle Fieldhouse...hit first career three-point field goal in four minutes of action in Butler's victory at Valparaiso...had four points in nine minutes at Milwaukee...posted first career double-figures scoring performance with 11 points in a season-high 17 minutes in Butler's victory over Youngstown State...hit five of the seven shots he attempted against the Penguins...came off

Avery Jukes File

Full Name: Avery Jukes

Born: 7/8/88

Parents: Anthony and Kathy Jukes

College Major: Math/Mechanical Engineering

Why I Chose Butler: The combination of great academic and athletic programs

My Advice To Youngsters: Nothing great is achieved without hard work.

the bench with four points in eight minutes against Wright State to help the Bulldogs clinch the Horizon League title...tallied nine points in eight minutes in Butler's NCAA Tournament victory over South Alabama.

Alabama: Signed with Alabama in November of 2005...played in three games in 2006-07, before transferring to Butler in January...saw first collegiate action against Jackson State...played in games against Texas Southern and Alabama State...had three rebounds and one blocked shot for the Crimson Tide.

High School: All-State forward at South Gwinnett High School...named a Nike All-American as a senior...team captain in final high school season...All-Conference performer...selected All-County in each of his final two prep seasons...averaged a double-double in each of his final two high school seasons...finished with averages of 17 points and 12 rebounds as a senior...posted 10.0 points and 10.0 rebounds as a junior...had a high game of 27 points as a high school senior...helped lead South Gwinnett to a 30-3 record and a state championship as a sophomore...earned four varsity basketball letters...played for the Georgia Stars during the summer AAU circuit...High School Coach: Roger Fleetwood.

Career Highs

Points: 15 vs. IU-South Bend, 11/22/08

Field Goals: 5 vs. Youngstown State, 2/14/08

Field Goal Attempts: 7 vs. Youngstown State, 2/14/08; at Bradley, 12/10/08

3-Point Field Goals: 2 at Loyola, 1/15/09; at Northwestern, 11/18/09; vs. Siena, 2/20/10

3-Point Field Goal Attempts: 4 vs. Siena, 2/20/10

Free Throws: 9 vs. IU-South Bend, 11/22/08

Free Throw Attempts: 10 vs. IU-South Bend, 11/22/08

Rebounds: 6 vs. IU-South Bend, 11/22/08; vs. Florida Gulf Coast, 12/20/08; vs. Milwaukee, 1/24/09

Assists: 2 at Drake, 11/15/08

Steals: 1 vs. Loyola, 1/24/08; vs. UIC, 1/26/08; at Milwaukee, 2/12/08; vs. UIC, 3/8/08; vs. South Alabama, 3/21/08; at Bradley, 12/10/08; at Ohio State, 12/13/08; at Valparaiso, 1/3/09; vs. Davidson, 11/14/09; at Northwestern, 11/18/09; vs. Minnesota, 11/26/09; vs. UCLA, 11/27/09

Blocked Shots: 2 vs. Evansville, 11/29/08; at Bradley, 12/10/08; at Loyola, 1/21/10

Minutes: 24 vs. Siena, 2/20/10

2009-10 Bulldogs

2009-10 Game-By-Game

Date	Opponent	MIN	FG	3PT	FT	REB	AST	TO	B	S	PTS
11-14	Davidson	16	2-3	1-1	1-2	1	0	0	0	1	6
11-18	at Northwestern	14	4-6	2-2	0-1	3	0	0	0	1	10
11-21	at Evansville	9	0-4	0-2	2-2	1	0	0	0	0	2
11-26	vs. Minnesota	17	2-6	1-3	3-4	2	0	0	0	1	8
11-27	vs. UCLA	7	1-1	1-1	2-2	0	0	2	0	1	5
11-29	vs. Clemson	11	1-1	0-0	0-0	0	0	0	0	0	2
12-2	at Ball State	13	0-2	0-1	1-2	1	0	0	0	0	1
12-5	Valparaiso	11	3-3	0-0	4-5	2	0	0	0	0	10
12-8	vs. Georgetown	6	0-3	0-0	0-0	1	0	1	0	0	0
12-12	Ohio State	6	0-1	0-0	0-0	0	0	0	0	0	0
12-19	Xavier	11	0-2	0-1	0-0	2	0	1	0	0	0
12-22	at UAB	18	2-4	1-2	0-0	0	0	0	0	0	5
12-31	Green Bay	11	2-3	1-2	2-2	1	0	0	0	0	7
1-2	Milwaukee	7	1-2	1-1	1-2	0	0	1	1	0	4
1-8	at Wright State	5	0-1	0-0	0-0	0	1	1	0	0	0
1-10	at Detroit	15	1-2	0-0	0-0	5	0	0	0	0	2
1-14	Cleveland State	9	0-4	0-1	0-0	3	0	0	0	0	0
1-16	Youngstown State	9	0-1	0-0	0-0	0	0	1	0	0	0
1-21	at Loyola	16	2-6	0-1	1-2	4	1	0	2	0	5
1-23	at UIC	10	0-0	0-0	2-2	0	1	1	0	0	2
1-29	at Green Bay	10	1-3	0-1	0-0	0	0	0	0	0	2
1-31	at Milwaukee	7	0-0	0-0	0-0	0	0	2	0	1	0
2-4	Detroit	15	1-3	0-1	0-0	4	1	0	0	0	2
2-6	Wright State	8	1-1	1-1	2-2	2	0	1	0	0	5
2-8	Loyola	7	0-1	0-1	0-0	1	0	0	0	0	0
2-11	at Youngstown State	2	0-0	0-0	0-0	0	0	0	0	0	0
2-13	at Cleveland State	7	1-1	0-0	0-0	1	0	1	0	0	2
2-17	UIC	9	0-1	0-0	0-0	1	0	1	0	0	0
2-20	Siena*	24	2-4	2-4	3-4	1	0	1	1	0	9
2-26	at Valparaiso	8	2-3	0-0	0-0	1	0	0	0	0	4
3-6	Milwaukee	10	0-0	0-0	1-4	0	1	0	0	0	1
3-9	Wright State	4	0-0	0-0	0-0	1	0	0	0	0	0

2008-09 Game-By-Game

Date	Opponent	MIN	FG	3PT	FT	REB	AST	TO	B	S	PTS
11-15	at Drake	10	1-2	1-1	0-0	1	2	1	0	0	3
11-19	Ball State	10	1-5	0-3	0-0	1	0	0	0	0	2
11-22	IU-South Bend	20	3-4	0-0	9-10	6	1	0	0	0	15
11-26	Northwestern	7	1-3	1-1	0-0	1	0	0	0	0	3
11-29	Evansville	15	2-3	0-1	0-0	2	1	0	2	0	4
12-4	at Cleveland State	8	0-2	0-1	0-0	0	0	0	0	0	0
12-6	at Youngstown State	16	2-3	1-1	0-0	3	1	1	1	0	5
12-10	at Bradley	19	4-7	1-2	0-0	5	0	1	2	1	9
12-13	at Ohio State	15	0-2	0-0	0-0	3	0	1	0	1	0
12-20	Florida Gulf Coast	17	2-4	1-2	0-0	6	1	0	0	0	5
12-23	at Xavier	4	0-2	0-1	0-0	0	0	0	0	0	0
12-30	UAB	11	1-1	1-1	1-2	1	0	1	0	0	4
1-3	at Valparaiso	10	1-1	0-0	1-2	2	0	0	0	1	3
1-8	Wright State	16	1-2	1-2	0-0	2	0	0	0	0	3
1-10	Detroit	15	2-3	0-0	4-6	0	0	0	1	0	8
1-15	at Loyola	15	4-5	2-2	0-0	1	0	1	0	0	10
1-17	at UIC	8	0-1	0-1	0-0	1	0	0	0	0	0
1-22	Green Bay	12	1-3	0-1	0-0	3	0	0	1	0	2
1-24	Milwaukee	17	1-4	0-1	0-0	6	1	0	0	0	2
1-30	Valparaiso	5	0-1	0-1	0-0	1	0	0	0	0	0
2-2	at Green Bay	10	0-1	0-1	0-0	5	0	0	0	0	0
2-5	at Detroit	10	1-2	0-0	0-1	2	0	0	0	0	2

2008-09 Game-By-Game (Continued)

2-7	at Wright State	8	0-1	0-0	0-0	1	0	1	0	0	0
2-13	UIC	DNP									
2-15	Loyola	DNP									
2-18	at Milwaukee	DNP									
2-21	at Davidson	DNP									
2-26	Youngstown State	4	0-0	0-0	0-2	0	0	0	0	0	0
2-28	Cleveland State	3	0-0	0-0	0-0	0	0	0	0	0	0
3-7	Wright State	DNP									
3-10	Cleveland State	6	0-2	0-1	0-0	0	0	0	0	0	0
3-19	LSU	14	2-4	0-2	2-4	4	0	1	0	0	6

2007-08 Game-By-Game


Date	Opponent	MIN	FG	3PT	FT	REB	AST	TO	B	S	PTS
11-9	at Ball State	DNP									
11-14	Indiana State	DNP									
11-17	at Evansville	DNP									
11-21	vs. Michigan	DNP									
11-23	vs. Virginia Tech	DNP									
11-24	vs. Texas Tech	DNP									
12-1	Ohio State	DNP									
12-6	at Detroit	DNP									
12-8	at Wright State	DNP									
12-15	vs. Florida State	DNP									
12-19	Bradley	2	1-1	0-0	0-1	1	0	0	0	0	2
12-22	at Florida Gulf Coast	4	2-3	0-0	0-0	2	1	0	0	0	4
12-28	at Southern Illinois	2	0-0	0-0	0-0	0	0	1	0	0	0
1-5	Valparaiso	2	0-0	0-0	0-0	0	0	0	0	0	0
1-7	at Loyola	9	2-2	0-0	0-0	2	0	2	1	0	4
1-10	Green Bay	4	0-0	0-0	1-2	1	0	0	0	0	1
1-12	Milwaukee	2	1-1	0-0	1-2	0	0	0	1	0	3
1-17	at Cleveland State	2	0-0	0-0	0-0	0	0	0	0	0	0
1-19	at Youngstown State	DNP									
1-24	Loyola	4	0-0	0-0	0-0	0	0	0	0	1	0
1-26	UIC	6	1-1	0-0	0-0	0	0	2	1	1	2
2-5	at Valparaiso	4	1-1	1-1	0-0	0	0	0	0	0	3
2-9	at Green Bay	2	0-0	0-0	0-0	0	0	1	0	0	0
2-12	at Milwaukee	9	1-1	0-0	2-2	0	0	0	1	1	4
2-14	Youngstown State	17	5-7	1-1	0-0	2	0	0	0	0	11
2-16	Cleveland State	1	0-0	0-0	0-0	0	0	0	0	0	0
2-20	at UIC	DNP									
2-23	Drake	2	0-1	0-0	0-0	1	0	0	0	0	0
2-28	Wright State	8	1-2	1-2	1-4	2	0	0	0	0	4
3-1	Detroit	8	1-3	0-0	0-1	1	0	0	0	0	2
3-8	UIC	8	0-3	0-1	0-2	1	0	1	0	1	0
3-11	Cleveland State	2	0-0	0-0	1-2	0	0	0	0	0	1
3-21	vs. South Alabama	8	2-4	0-0	5-6	1	0	0	0	1	9
3-23	vs. Tennessee	0+	0-0	0-0	0-0	0	0	0	0	0	0

*Starter.

Season	G-GS	MIN	FG-FGA	PCT.	3PT-3A	PCT.	FT-FTA	PCT.	REB	AVG.	A	B	S	PTS.	AVG.
2007-08	22-0	106	18-30	.600	3-5	.600	11-22	.500	14	0.6	1	4	5	50	2.3
2008-09	27-0	305	30-69	.435	9-26	.346	17-27	.630	57	2.1	7	7	3	86	3.2
2009-10	32-1	332	29-72	.403	11-26	.423	25-36	.694	38	1.2	5	4	5	94	2.9
Career	81-1	743	77-171	.450	23-57	.404	53-85	.624	109	1.3	13	15	13	230	2.8

NCAA Tournament															
Season	G-GS	MIN	FG-FGA	PCT.	3PT-3A	PCT.	FT-FTA	PCT.	REB	AVG.	A	B	S	PTS.	AVG.
2007-08	2-0	8	2-4	.500	0-0	.000	5-6	.833	1	1.0	0	0	1	9	9.0
2008-09	1-0	14	2-4	.500	0-2	.000	2-4	.500	4	4.0	0	0	0	6	6.0
Totals	3-0	22	4-8	.500	0-2	.000	7-10	.700	5	1.7	0	0	1	15	5.0

2009-10 Bulldogs



#30 EMERSON KAMPEN
F, 6-9, 189, R-Fr.
Yorktown, Ind./Yorktown

Quick Hits:

- Sat out the 2008-09 season as a redshirt.
- Played at the same high school as Pete Campbell, who helped the Bulldogs to 59 wins in two seasons and closed out his career as Butler's career leader in three-point field goal percentage.

2009-10 Highlights:

Has played in eight games...saw first collegiate action and came up with one steal at Ball State...grabbed first collegiate rebound in Butler's home victory over Green Bay...recorded first collegiate assist in Butler's home win over Youngstown State... grabbed a rebound and scored first collegiate points with a field goal at UIC...had a steal in two minutes against Wright State in the title game of the 2010 Speedway Horizon League Men's Basketball Championship.

2008-09: Sat out his initial season with the Bulldogs as a red-shirt...played in all four games on Butler's summer trip to Italy and averaged 8.5 points...scored 14 points in Butler's first victory over Prima Veroli and 13 points in the second win over the Italian team...had eight points against the Swiss National Team in his first action with the Bulldogs.

High School: Honorable mention Indiana Basketball Coaches Association (IBCA) All-State as a senior...HM A.P. All-State in 2007-08...McDonald's All-American nominee...three-year All-County performer...three-time All-Conference selection...team captain as a senior...chosen to the North Team for the Indiana North-South All-Star Classic...selected to play in the "Hoosiers" Reunion All-Star Classic in Knightstown, Indiana, and wound up leading the "Terhune Tigers" in scoring with 20 points...named to the *Hoosier Basketball Magazine* "Top 100 Seniors" in 2007-08... chosen for the *Hoosier Basketball Magazine* "Top 60 Senior Boys Workout" in the spring of 2008...averaged 14.9 points and 7.3 rebounds as a senior...ranked among the Indiana state leaders in field goal shooting with a .565 mark...posted a prep high game of 29 points on three different occasions...had a top rebounding effort of 21 against Greenfield Central as a senior...helped lead Yorktown to an 18-5 record in 2007-08...finished his basketball career as Yorktown's third all-time leading scorer...four-year varsity basketball letterwinner...High School Coach: Judd Moulton.

Emerson Kampen File

Full Name: Emerson Kampen III
Born: 7/28/89
Parents: Dennis Bigler and Debi Kampen-Bigler
College Major: Marketing
Why I Chose Butler: Great academics and a great place to play basketball
My Advice To Youngsters: Work hard in everything you do, whether it's school or sports. Be a great teammate!

Career Highs

Points: 2 at UIC, 1/23/10
Field Goals: 1 at UIC, 1/23/10
Field Goal Attempts: 1 at UIC, 1/23/10
3-Point Field Goals: 0
3-Point Field Goal Attempts: 0
Free Throws: 0
Free Throw Attempts: 0
Rebounds: 1 vs. Green Bay, 12/31/09; at UIC, 1/23/10
Assists: 1 vs. Youngstown State, 1/16/10
Steals: 1 at Ball State, 12/2/09; vs. Valparaiso, 12/5/09; vs. Wright State, 3/9/10
Blocked Shots: 0
Minutes: 2 at Ball State, 12/2/09; vs. Valparaiso, 12/5/09; vs. Green Bay, 12/31/09; at UIC, 1/23/10; vs. Wright State, 3/9/10


2009-10 Game-By-Game

Date	Opponent	MIN	FG	3PT	FT	REB	AST	TO	B	S	PTS
11-14	Davidson	DNP									
11-18	at Northwestern	DNP									
11-21	at Evansville	DNP									
11-26	vs. Minnesota	DNP									
11-27	vs. UCLA	DNP									
11-29	vs. Clemson	DNP									
12-2	at Ball State	2	0-0	0-0	0-0	0	0	0	0	1	0
12-5	Valparaiso	2	0-0	0-0	0-0	0	0	1	0	1	0
12-8	vs. Georgetown	DNP									
12-12	Ohio State	DNP									
12-19	Xavier	DNP									
12-22	at UAB	DNP									
12-31	Green Bay	2	0-0	0-0	0-0	1	0	0	0	0	0
1-2	Milwaukee	DNP									
1-8	at Wright State	DNP									
1-10	at Detroit	DNP									
1-14	Cleveland State	DNP									
1-16	Youngstown State	1	0-0	0-0	0-0	0	1	1	0	0	0
1-21	at Loyola	DNP									
1-23	at UIC	2	1-1	0-0	0-0	1	0	0	0	0	2
1-29	at Green Bay	DNP									
1-31	at Milwaukee	DNP									
2-4	Detroit	DNP									
2-6	Wright State	DNP									
2-8	Loyola	0+	0-0	0-0	0-0	0	0	0	0	0	0
2-11	at Youngstown State	DNP									
2-13	at Cleveland State	DNP									
2-17	UIC	1	0-0	0-0	0-0	0	0	0	0	0	0
2-20	Siena	DNP									
2-26	at Valparaiso	DNP									
3-6	Milwaukee	DNP									
3-9	Wright State	2	0-0	0-0	0-0	0	0	0	0	1	0

*Starter.

Season	G-GS	MIN	FG-FGA	PCT.	3PT-3A	PCT.	FT-FTA	PCT.	REB	AVG.	A	B	S	PTS.	AVG.
2009-10	8-0	12	1-1	1.000	0-0	.000	0-0	.000	2	0.3	1	0	3	2	0.3

2009-10 Bulldogs



#32 GARRETT BUTCHER
F, 6-7, 209, So.
Ellettsville, Ind./Edgewood

Quick Hits:

- Has played in all 64 Butler games since beginning his college career in the fall of 2008.
- Averaged 10.0 points on Butler's four-game trip to Italy during the summer of 2009.
- Set 64 school basketball records during his

- four-year career at Edgewood High School.
- Three-year All-State performer in high school.
- Member of the 2008 Indiana All-Star Team.

2009-10 Highlights:

Has played in all 32 Butler games this season...had a pair of rebounds in five minutes of action against Davidson in the Bulldogs' season-opener...scored two points in 10 minutes at Northwestern...came off the bench with four points and five rebounds at Evansville...scored three points and grabbed two rebounds in a reserve stint at Ball State...had three rebounds and matched his career-high with two assists in eight minutes in Butler's home victory over Youngstown State...matched his career-high with one steal at Youngstown State.

2008-09: Saw action in all 32 games in his initial season with the Bulldogs...averaged 10 minutes per game...hit a career-best three three-point field goals and scored a career-high nine points to help the Bulldogs defeat Ball State in his second collegiate game...matched his career-high with nine points in 14 minutes in Butler's home victory over UIC...scored four points and shared the team lead in rebounds with seven in a career-high 22 minutes in Butler's win at Wright State...matched his career-high with four field goals and scored eight points in 18 minutes in Butler's home victory over Youngstown State...had seven points and four rebounds in a reserve stint in Butler's win over Evansville...nailed a pair of clutch free throws in the second half of Butler's upset victory over #14 Xavier in Cincinnati...came off the bench with six points and a career-high two assists at Davidson in the Bulldogs' BracketBusters' win...came off the bench with six points in 11 minutes in the Bulldogs' Horizon League Tournament semifinals' win over Wright State...saw first collegiate action in Butler's season-opening victory at Drake.

High School: All-time leading scorer and rebounder at Edgewood High School...three-year All-State performer (first team as a senior, second team as a junior, third team as a sophomore)...Indiana Basketball Coaches Association "Top 15" seniors in 2007-08...IBCA Academic All-State selection...four-year all-conference player...named *Bloomington Herald-Times* Boys Basketball Player of the Year as a senior...four-year Monroe County All-Area performer, including three years as a first team pick...first Edgewood player to be named to the Indiana All-Star Team for the annual Indiana-Kentucky summer all-star series...selected as a "Core 6" player on the Junior All-Star Team in 2006-07...three-year team captain and

Garrett Butcher File

Full Name: Garrett Michael Butcher

Born: 3/28/89

Parents: Michael & Karen Butcher

College Major: Business

Why I Chose Butler:

Small friendly campus, excellent basketball program, strong academics, great coaching staff and excellent teammates

My Advice To Youngsters:

Anything is possible. Work for what you want and learn from your failures.

MVP...ranked sixth in the state in scoring in 2007-08 with a 25.2 average...finished ninth in the state in scoring as a junior with a 23.4 average...wound up as the all-time leading scorer in Monroe County with 1,820 career points...grabbed 830 career rebounds, second all-time in Monroe County to Sean May...averaged 9.2 rebounds per game as a senior...ranked 14th in the state in rebounding as a junior with a 9.1 average...set a school single game scoring record with 43 points against South Vermillion...helped lead Edgewood to four consecutive conference championships and a four-year record of 73-21...led high school squad to an unbeaten regular season and a #1 state ranking in 2006-07...helped high school team to three sectional titles...earned four varsity basketball letters...High School Coach: Jay Brown.

2009-10 Bulldogs

Garrett Butcher Career Highs

Points: 9 vs. Ball State, 11/19/08; vs. UIC, 2/13/09
Field Goals: 4 vs. UIC, 2/13/09; vs. Youngstown State, 2/26/09
Field Goal Attempts: 9 vs. Florida Gulf Coast, 12/20/08
3-Point Field Goals: 3 vs. Ball State, 11/19/08
3-Point Field Goal Attempts: 4 vs. Ball State, 11/19/08; vs. Florida Gulf Coast, 12/20/08
Free Throws: 2 at Xavier, 12/23/08; at Detroit, 2/5/09; at Wright State, 2/7/09; at Evansville, 11/21/09
Free Throw Attempts: 4 at Wright State, 2/7/09; at Evansville, 11/21/09
Rebounds: 7 at Wright State, 2/7/09
Assists: 2 at Davidson, 2/21/09; vs. Youngstown State, 1/16/10
Steals: 1 vs. Ball State, 11/19/08; vs. Valparaiso, 1/30/09; at Northwestern, 11/18/09; at Youngstown State, 2/11/10
Blocked Shots: 1 vs. Detroit, 1/10/09; vs. Detroit, 2/4/10
Minutes: 22 at Wright State, 2/7/09

2008-09 Game-By-Game

Date	Opponent	MIN	FG	3PT	FT	REB	AST	TO	B	S	PTS
11-15	at Drake	2	0-0	0-0	0-0	0	0	0	0	0	0
11-19	Ball State	10	3-5	3-4	0-0	1	0	0	0	1	9
11-22	IU-South Bend	18	2-6	0-2	0-0	6	0	0	0	0	4
11-26	Northwestern	2	0-0	0-0	0-0	0	0	0	0	0	0
11-29	Evansville	16	3-5	1-1	0-0	4	1	2	0	0	7
12-4	at Cleveland State	11	2-6	0-1	0-0	3	1	0	0	0	4
12-6	at Youngstown State	3	0-1	0-1	0-0	0	0	0	0	0	0
12-10	at Bradley	4	0-0	0-0	0-0	0	0	1	0	0	0
12-13	at Ohio State	2	0-0	0-0	0-0	0	0	0	0	0	0
12-20	Florida Gulf Coast	21	3-9	1-4	0-0	1	0	1	0	0	7
12-23	at Xavier	13	0-2	0-2	2-2	3	0	0	0	0	2
12-30	UAB	5	0-0	0-0	0-0	0	0	0	0	0	0
1-3	at Valparaiso	9	0-0	0-0	0-0	0	0	0	0	0	0
1-8	Wright State	9	1-2	0-0	0-0	0	0	1	0	0	2
1-10	Detroit	2	0-0	0-0	0-0	0	0	0	1	0	0
1-15	at Loyola	16	1-7	0-1	0-0	3	0	0	0	0	2
1-17	at UIC	8	0-0	0-0	0-0	1	0	1	0	0	0
1-22	Green Bay	8	0-3	0-0	0-0	2	0	0	0	0	0
1-24	Milwaukee	17	0-1	0-0	0-1	2	1	0	0	0	0
1-30	Valparaiso	12	1-4	1-1	0-0	2	0	1	0	1	3
2-2	at Green Bay	3	0-0	0-0	0-0	1	0	1	0	0	0
2-5	at Detroit	10	2-2	0-0	2-2	1	1	0	0	0	6
2-7	at Wright State	22	1-4	0-0	2-4	7	0	0	0	0	4
2-13	UIC	14	4-6	1-1	0-0	2	0	0	0	0	9
2-15	Loyola	5	0-1	0-0	0-0	1	0	0	0	0	0
2-18	at Milwaukee	4	0-0	0-0	0-0	0	0	0	0	0	0
2-21	at Davidson	20	3-5	0-0	0-0	1	2	0	0	0	6
2-26	Youngstown State	18	4-5	0-0	0-0	3	0	2	0	0	8
2-28	Cleveland State	11	0-1	0-1	0-0	0	0	0	0	0	0
3-7	Wright State	11	3-4	0-1	0-1	1	1	1	0	0	6
3-10	Cleveland State	7	1-1	0-0	0-0	1	0	0	0	0	2
3-19	LSU	7	0-0	0-0	0-0	0	0	2	0	0	0

*Starter.

2009-10 Game-By-Game

Date	Opponent	MIN	FG	3PT	FT	REB	AST	TO	B	S	PTS
11-14	Davidson	5	0-2	0-1	0-0	2	0	0	0	0	0
11-18	at Northwestern	10	1-1	0-0	0-0	0	0	0	0	1	2
11-21	at Evansville	14	1-4	0-1	2-4	5	0	0	0	0	4
11-26	vs. Minnesota	4	0-1	0-1	0-0	1	0	1	0	0	0
11-27	vs. UCLA	7	0-0	0-0	0-0	1	0	0	0	0	0
11-29	vs. Clemson	2	0-0	0-0	0-0	1	0	0	0	0	0
12-2	at Ball State	13	1-3	1-2	0-0	2	0	1	0	0	3
12-5	Valparaiso	3	0-0	0-0	0-0	1	0	0	0	0	0
12-8	vs. Georgetown	4	0-0	0-0	0-0	0	0	0	0	0	0
12-12	Ohio State	2	0-0	0-0	0-0	1	0	0	0	0	0
12-19	Xavier	2	0-1	0-1	0-0	0	1	0	0	0	0
12-22	at UAB	5	0-1	0-0	0-0	1	0	0	0	0	0
12-31	Green Bay	4	0-2	0-1	0-0	1	0	0	0	0	0
1-2	Milwaukee	5	0-1	0-1	0-0	0	0	0	0	0	0
1-8	at Wright State	7	0-0	0-0	0-0	0	0	0	0	0	0
1-10	at Detroit	3	0-0	0-0	0-0	0	0	0	0	0	0
1-14	Cleveland State	3	0-0	0-0	0-0	0	0	0	0	0	0
1-16	Youngstown State	8	0-2	0-0	0-0	3	2	0	0	0	0
1-21	at Loyola	3	0-0	0-0	0-0	0	0	0	0	0	0
1-23	at UIC	10	0-1	0-1	0-0	2	1	0	0	0	0
1-29	at Green Bay	12	1-1	0-0	0-0	3	0	0	0	0	2
1-31	at Milwaukee	4	0-0	0-0	0-1	1	0	0	0	0	0
2-4	Detroit	4	0-1	0-0	0-0	0	0	0	1	0	0
2-6	Wright State	7	0-0	0-0	0-0	1	0	0	0	0	0
2-8	Loyola	6	1-5	0-0	0-0	2	1	0	0	0	2
2-11	at Youngstown State	7	0-0	0-0	0-0	0	0	1	0	1	0
2-13	at Cleveland State	1	0-0	0-0	0-0	0	0	0	0	0	0
2-17	UIC	7	1-3	0-0	0-0	2	0	0	0	0	2
2-20	Siena	10	0-1	0-0	1-2	1	0	0	0	0	1
2-26	at Valparaiso	2	0-0	0-0	0-0	1	0	0	0	0	0
3-6	Milwaukee	1	0-0	0-0	0-0	0	0	0	0	0	0
3-9	Wright State										

Season	G-GS	MIN	FG-FGA	PCT.	3PT-3A	PCT.	FT-FTA	PCT.	REB	AVG.	A	B	S	PTS.	AVG.
2008-09	32-0	320	34-80	.425	7-20	.350	6-10	.600	46	1.4	7	1	2	81	2.5
2009-10	32-0	178	6-31	.194	1-9	.111	3-9	.333	32	1.0	5	1	2	16	0.5
Career	64-0	495	40-111	.360	8-29	.276	9-19	.474	78	1.2	12	2	4	97	1.5

NCAA Tournament															
Season	G-GS	MIN	FG-FGA	PCT.	3PT-3A	PCT.	FT-FTA	PCT.	REB	AVG.	A	B	S	PTS.	AVG.
2008-09	1-0	7	0-0	.000	0-0	.000	0-0	.000	0	0.0	0	0	0	0	0.0

2009-10 Bulldogs



#33 CHASE STIGALL
G, 6-4, 195, R-Fr.
New Castle, Ind./Chrysler

Quick Hits:

- Sat out the 2008-09 season as a redshirt.
- Scored 1,501 career points and finished as the third all-time leading scorer at New Castle Chrysler High School, the same school that produced former Butler standouts Brandon Miller, Darnell Archey and Bruce Horan, current Butler player Zach Hahn and former Indiana University standouts Steve Alford and Kent Benson!

current Butler player Zach Hahn and former Indiana University standouts Steve Alford and Kent Benson!

- Third-leading scorer on Butler's 2009 summer trip to Italy.

2009-10 Highlights:

Has played in 13 games...played a career-high eight minutes and grabbed two rebounds at Evansville...sustained a sprained right knee in Butler's victory at Ball State...scored first collegiate point with a free throw in Butler's home victory over Green Bay...hit first collegiate field goal, a three-pointer, in Butler's home win over Youngstown State...matched his career-high with three points and recorded his first career assist at UIC...hit a key first half three-point field goal to help Butler's comeback at home against Loyola.

2008-09: Sat out his initial season with the Bulldogs as a redshirt...averaged 11.0 points on Butler's four-game trip to Italy during the summer of 2009...led the Bulldogs in scoring in back-to-back wins over Prima Veroli, scoring 20 points in the first win and 15 in the second.

High School: First team IBCA All-State guard at New Castle Chrysler High School...third team A.P. All-State in 2007-08...two-time all-conference performer...conference Player of the Year as a senior...McDonald's All-American nominee in 2007-08...team captain as a senior...named to the Indiana All-Star Team for the annual Indiana-Kentucky summer all-star series...named a "Central Six" Junior All-Star in 2006-07...ranked 19th in the state in scoring as a senior with a 21.2 average...tallied a career-high 39 points against Muncie South in 2007-08...had a career-best 14 rebounds twice...averaged 14.8 points as a junior and 12.0 points as a sophomore...set school freshman and sophomore scoring records...helped lead New Castle Chrysler to a 21-6 record and an Indiana 3A state championship in 2006-07...starting guard on Chrysler's 23-3 team in 2006-07...played on teams that set a school record with 18 consecutive victories between 2006 and 2007...helped high school squad to a 79-22 record over four varsity seasons...member of teams that won four sectional championships, one regional crown and one semi-state title...earned four varsity basketball letters...High School Coach: Steve Bennett.

Chase Stigall File

Full Name: Chase Wayne Stigall
Born: 7/22/89
Parents: Cliff and Carri Stigall
College Major: Economics
Why I Chose Butler: Great academic programs and great basketball program
My Advice To Youngsters: Always work hard in school first. Then in sports - W.I.N., What's Important Now! You will always need an education; you might not always need your sport.

Career Highs

- Points:** 3 vs. Youngstown State, 1/16/10; at UIC, 1/23/10; vs. Loyola, 2/8/10
- Field Goals:** 1 vs. Youngstown State, 1/16/10; at UIC, 1/23/10; vs. Loyola, 2/8/10
- Field Goal Attempts:** 3 vs. Youngstown State, 1/16/10
- 3-Point Field Goals:** 1 vs. Youngstown State, 1/16/10; at UIC, 1/23/10; vs. Loyola, 2/8/10
- 3-Point Field Goal Attempts:** 2 vs. Youngstown State, 1/16/10; at Green Bay, 1/29/10; vs. Loyola, 2/8/10
- Free Throws:** 1 vs. Green Bay, 12/31/09
- Free Throw Attempts:** 2 vs. Green Bay, 12/31/09
- Rebounds:** 2 at Evansville, 11/21/09
- Assists:** 1 at UIC, 1/23/10
- Steals:** 0
- Blocked Shots:** 0
- Minutes:** 8 at Evansville, 11/21/09


2009-10 Game-By-Game

Date	Opponent	MIN	FG	3PT	FT	REB	AST	TO	B	S	PTS
11-14	Davidson	DNP									
11-18	at Northwestern	1	0-0	0-0	0-0	0	0	0	0	0	0
11-21	at Evansville	8	0-1	0-1	0-0	2	0	0	0	0	0
11-26	vs. Minnesota	DNP									
11-27	vs. UCLA	DNP									
11-29	vs. Clemson	2	0-0	0-0	0-0	0	0	0	0	0	0
12-2	at Ball State	4	0-0	0-0	0-0	0	0	1	0	0	0
12-5	Valparaiso	DNP									
12-8	vs. Georgetown	DNP									
12-12	Ohio State	DNP									
12-19	Xavier	DNP									
12-22	at UAB	DNP									
12-31	Green Bay	2	0-1	0-1	1-2	0	0	0	0	0	1
1-2	Milwaukee	DNP									
1-8	at Wright State	DNP									
1-10	at Detroit	DNP									
1-14	Cleveland State	DNP									
1-16	Youngstown State	3	1-3	1-2	0-0	1	0	0	0	0	3
1-21	at Loyola	DNP									
1-23	at UIC	7	1-1	1-1	0-0	0	1	0	0	0	3
1-29	at Green Bay	3	0-2	0-2	0-0	0	0	0	0	0	0
1-31	at Milwaukee	DNP									
2-4	Detroit	DNP									
2-6	Wright State	DNP									
2-8	Loyola	5	1-2	1-2	0-0	1	0	0	0	0	3
2-11	at Youngstown State	3	0-1	0-0	0-0	0	0	1	0	0	0
2-13	at Cleveland State	DNP									
2-17	UIC	1	0-0	0-0	0-0	0	0	1	0	0	0
2-20	Siena	DNP									
2-26	at Valparaiso	2	0-0	0-0	0-0	0	0	0	0	0	0
3-6	Milwaukee	DNP									
3-9	Wright State	2	0-1	0-1	0-0	0	0	0	0	0	0

*Starter.

Season	G-GS	MIN	FG-FGA	PCT.	3PT-3A	PCT.	FT-FTA	PCT.	REB	AVG.	A	B	S	PTS.	AVG.
2009-10	13-0	43	3-12	.250	3-10	.300	1-2	.500	4	0.3	1	0	0	10	0.8

2009-10 Bulldogs



#44 ANDREW SMITH
C, 6-11, 239, Fr.
Indianapolis, Ind./Covenant Christian

Quick Hits:

- Lone true freshman on the Butler roster.
- Led the state of Indiana in rebounding in 2008-09 (17.1 rpg).
- Averaged a double-double in each of his final three high school seasons.
- Set 16 school game, season and career

records during his four seasons at Covenant Christian High School.

•Finished as his high school's all-time leading scorer and rebounder.

2009-10 Highlights:

Has played in 21 games...pulled down first collegiate rebound at Northwestern...grabbed three rebounds against Minnesota in the 76 Classic...had three rebounds in 10 minutes against UCLA in the second round of the 76 Classic...scored first collegiate points with a pair of free throws at UAB...tallied a career-high six points in a career-high 11 minutes in Butler's home victory over Green Bay...came off the bench with five point and three rebounds in six minute in Butler's home win over Youngstown State...recorded first career assist at UIC...played nine minutes and had one blocked shot in Butler's home win over Loyola...came off the bench with four rebounds and two points in Butler's home win over UIC...had two points and a rebound in Butler's final regular season game at Valparaiso...scored two points and had a blocked shot in three minutes against Wright State in the title game of the 2010 Speedway Horizon League Men's Basketball Championship.

High School: Second team National Christian Schools Athletic Association (NCSAA) All-American as a senior at Covenant Christian High School...McDonald's All-American nominee in 2009...chosen to the NCSAA Super Regional Team...honorable mention All-State as a senior...named the *Indianapolis Star* All-City Player of the Year in 2008-09...finished his prep career with school records of 1,098 points and 887 rebounds...had a school-record 39 double-doubles...had 13 double-doubles as a senior, despite missing eight games with injury...ranked 18th in the state in scoring as a senior with a 23.3 average...led the state in rebounding with a 17.1 mark in final prep season...tied for 17th in the state in blocked shots (2.3) as a senior...shot .580 (130-224) from the field in his final season and .560 for his four-year career...averaged 14.5 points, 10.6 rebounds and 2.8 blocked shots as a junior and 14.0 points, 10.8 rebounds and 1.3 blocked shots as a sophomore...chosen to play in the Hoosiers' Reunion All-Star Classic following his senior season...selected to play in the North/South Indiana All-Star Classic and the 22nd Annual Hoosier Basketball Top 60 Senior Boys Workout in 2009...High School Coach: Scott Flatt.

Andrew Smith File

Full Name: Andrew C. Smith

Born: 9/9/90

Parents: Curt and Debbie Smith

College Major: Finance

Why I Chose Butler:

The school offered a great education, along with a great basketball experience

My Advice To Youngsters:

It's never too early to start working hard.

Career Highs

Points: 6 vs. Green Bay, 12/31/09

Field Goals: 3 vs. Green Bay, 12/31/09

Field Goal Attempts: 4 vs. Green Bay, 12/31/09

3-Point Field Goals: 0

3-Point Field Goal Attempts: 0

Free Throws: 2 at UAB, 12/22/09; vs. Wright State, 3/9/10

Free Throw Attempts: 4 at UAB, 12/22/09

Rebounds: 8 vs. Green Bay, 12/31/09

Assists: 1 at UIC, 1/23/10

Steals: 0

Blocked Shots: 1 vs. Green Bay, 12/31/09; vs. Loyola, 2/8/10; vs. Wright State, 3/9/10

Minutes: 11 vs. Green Bay, 12/31/09

2009-10 Game-By-Game

Date	Opponent	MIN	FG	3PT	FT	REB	AST	TO	B	S	PTS
11-14	Davidson	2	0-0	0-0	0-0	0	0	0	0	0	0
11-18	at Northwestern	2	0-0	0-0	0-0	1	0	1	0	0	0
11-21	at Evansville	DNP									
11-26	vs. Minnesota	6	0-0	0-0	0-0	3	0	0	0	0	0
11-27	vs. UCLA	10	0-1	0-0	0-0	3	0	0	0	0	0
11-29	vs. Clemson	2	0-0	0-0	0-0	1	0	0	0	0	0
12-2	at Ball State	5	0-1	0-0	0-0	1	0	0	0	0	0
12-5	Valparaiso	3	0-0	0-0	0-0	0	0	1	0	0	0
12-8	vs. Georgetown	4	0-1	0-0	0-0	0	0	0	0	0	0
12-12	Ohio State	DNP									
12-19	Xavier	DNP									
12-22	at UAB	3	0-1	0-0	2-4	1	0	0	0	0	2
12-31	Green Bay	11	3-4	0-0	0-0	8	0	1	1	0	6
1-2	Milwaukee	8	0-0	0-0	0-0	1	0	0	0	0	0
1-8	at Wright State	DNP									
1-10	at Detroit	2	0-0	0-0	0-0	0	0	0	0	0	0
1-14	Cleveland State	DNP									
1-16	Youngstown State	6	2-2	0-0	1-2	3	0	0	0	0	5
1-21	at Loyola	DNP									
1-23	at UIC	8	0-1	0-0	1-2	1	1	0	0	0	1
1-29	at Green Bay	1	0-1	0-0	0-0	0	0	0	0	0	0
1-31	at Milwaukee	4	0-0	0-0	0-0	1	0	0	0	0	0
2-4	Detroit	DNP									
2-6	Wright State	DNP									
2-8	Loyola	9	0-1	0-0	0-0	0	0	0	1	0	0
2-11	at Youngstown State	1	0-1	0-0	0-0	0	0	0	0	0	0
2-13	at Cleveland State	DNP									
2-17	UIC	7	1-3	0-0	0-2	4	0	1	0	0	2
2-20	Siena	DNP									
2-26	at Valparaiso	5	1-1	0-0	0-0	1	0	1	0	0	2
3-6	Milwaukee	DNP									
3-9	Wright State	3	0-1	0-0	2-2	0	0	0	1	0	2

*Starter.

Season	G-GS	MIN	FG-FGA	PCT.	3PT-3A	PCT.	FT-FTA	PCT.	REB	AVG.	A	B	S	PTS.	AVG.
2009-10	21-0	102	7-19	.368	0-0	.000	6-12	.500	29	1.4	1	3	0	20	1.0

2009-10 Bulldogs



#54 MATT HOWARD
F, 6-8, 230, Jr.
Connersville, Ind./Connersville

Quick Hits:

- 2009-10 Horizon League Preseason Player of the Year and first team All-League.
- Set 76 Classic records for free throws made and attempted with 15 of 18 effort against Minnesota in the opening round.
- Named to the Academic All-District V team for the second straight year.

- Chosen first team on the 2009-10 All-Horizon League Team. Has been named first team All-League for two consecutive years, after being selected second team All-League as a freshman.
- Named first team on the 2009-10 ESPN The Magazine/CoSIDA Academic All-America Team. (Second team Academic All-America in 2008-09).
- Selected as the Most Valuable Player of the 2010 Speedway Horizon League Men's Basketball Championship.
- Named Horizon League All-Tournament for the third straight year.

2009-10 Highlights:

Starter in all 31 games and in 67 consecutive Butler contests... team's second-leading rebounder and third-leading scorer...had 10 points and four rebounds in 23 minutes against Davidson in Butler's season-opener...posted nine points and six rebounds in Butler's win at Northwestern...recorded his eighth career double-double with 10 points and 13 rebounds at Evansville...hit a career-high 15 of 18 free throws and scored 23 points in just 22 minutes against Minnesota at the 76 Classic...had six points in 16 minutes before fouling out against UCLA in the second round of the 76 Classic...posted 12 points against Clemson at the 76 Classic...had 11 points in Butler's victory at Ball State...scored 16 points and shared the team rebounding lead with five in Butler's league-opener against Valparaiso...had nine points and six rebounds before fouling out against Georgetown in the Jimmy V Classic...posted 13 points and six rebounds against Ohio State...had 12 points, six rebounds and three blocked shots in Butler's victory over Xavier...posted eight points, five rebounds and three blocked shots in Butler's victory at home over Milwaukee...scored 10 points at Wright State...had 10 points in a career-high 43 minutes in Butler's overtime victory at Detroit...grabbed a team-high eight rebounds in Butler's home win over Cleveland State...hit 10 of 14 free throws and scored 22 points in 25 minutes in Butler's home victory over Youngstown State...led the Bulldogs with six rebounds in Butler's win at Loyola...hit eight of 10 shots and scored 18 points in just 20 minutes to lead Butler at Green Bay...had 11 points and six rebounds in 23 minutes, before fouling out in Butler's win at Milwaukee...scored 11 points and grabbed six rebounds in Butler's home win over Detroit...had 12 points and five rebounds in 16 minutes in Butler's home win over Wright State...hit 12 of 14 free throws and led Butler at home against Loyola with 20 points...had 11 points at Youngstown State...had second double-double of the season with game-highs 21 points and 13 rebounds at Cleveland State...hit 11 of 11 free throws and led the Bulldogs with 17 points at home against UIC...scored 17 points and grabbed seven rebounds, despite battling the flu, to help lead Butler at Valparaiso...led all scorers with 18 points in Butler's Horizon League Tournament semifinals win over Milwaukee...had team-highs of 14 points and nine rebounds against Wright State in the championship game of the Horizon League Tournament.

2008-09 Highlights:

- Horizon League Player of the Year.
- Second team ESPN The Magazine/CoSIDA Academic All-America.
- First team All-League.
- Named to the Horizon League All-Defensive team.
- Chosen to the Horizon League All-Tournament Team.
- First team NABC All-District 12.
- Named first team Mid-Major All-America by FoxSports.com.
- Starter in all 32 games.
- Led the Bulldogs in scoring, FG%, rebounding and blocked shots.
- Led the Horizon League in field goal shooting.
- Scored in double-figures in 24 games; had five games of 20 or more points and Butler's lone 30-point effort.

Matt Howard File

Full Name: Matthew Paul Howard

Born: 1/23/89

Parents: Stan & Linda Howard

College Major: Finance

Why I Chose Butler:

It was the best situation for me to grow as a player, be part of a great team and get a great education.

My Advice To Youngsters: Eat healthy, be respectful and always do your best.

- Led the Bulldogs in scoring 15 times and in rebounding 20 times.
- Posted a team-high four double-doubles.
- Had the third-highest sophomore scoring total (475) in Butler basketball history.
- Hit 11 of 13 shots and scored a career-high 30 points against Loyola at Hinkle Fieldhouse.
- Named CBS Player of the Game after leading the Bulldogs with 22 points and eight rebounds against LSU in the NCAA Tournament.
- Had team-highs of 19 points and 14 rebounds in Butler's upset of #14 Xavier.

2007-08 Highlights:

- Horizon League Newcomer of the Year.
- Second team All-Horizon League.
- Named to the Horizon League All-Tournament Team.
- Picked to the CollegeInsider.com Freshman All-America Team.
- Named Horizon League Player of the Week on Dec. 3 and Jan. 14.
- Played in all 34 games, including 26 as a starter (the most by a Butler freshman since 1998-99).
- Finished second on the team in rebounding and third in scoring.
- Had 25 double-figures scoring performances, including five games of 20 or more points.
- Led all freshmen in the Horizon League in both scoring and rebounding.
- First Butler freshman ever to score 400 points and grab 175 rebounds in a season.
- Posted the second-highest single season scoring total ever by a Butler freshman.
- Came off the bench with 14 points, 5 rebounds and a team-high four assists at Ball State in his first collegiate game. His 14 points were the most by a Butler freshman in his first game since 1990 when Jermaine Guice scored 16 against Western Illinois.
- Had Butler's first 2007-08 double-double (the first by a Butler freshman since 1998-99) with 12 points and 12 rebounds in 29 minutes in Butler's victory over Michigan.
- Came off the bench with a season-high 23 points and a team-high seven rebounds in 29 minutes to help lead Butler past Ohio State.
- Given first collegiate start at Detroit and responded with 20 points, 12 rebounds and three blocked shots.
- Posted 16 points and five rebounds against Cleveland State in the championship game of the Horizon League Tournament.

High School: All-State forward at Connersville High School...rated as a "Top 100" player by several recruiting publications prior to his senior season...named to the Indiana All-Star Team for the two-game summer series against Kentucky...four-time all-conference performer...two-time team co-captain...finished as the all-time leading scorer and all-time leading rebounder at Connersville...averaged a double-double in scoring and rebounding in each of his final two high school seasons...led the state of Indiana in rebounding as a senior with an average of 14.4 rebounds per game...posted a high game of 20 rebounds...ranked eighth in the state in scoring in 2006-07 with a 23.6 average...had a high game of 42 points...stood second in the state in blocked shots (3.9 bpg)...ranked 17th in Indiana in field goal percentage (.618)...averaged 19.1 points and 10.6 rebounds as a junior...shot 57.8% from the field and 81.1% from the free throw line in 2005-06...averaged 4.3 blocked shots in junior season...named to the core group of the Indiana Junior All-Star Team in 2006...led Connersville to four straight winning seasons, including a 19-3 mark in 2005-06 and an 18-4 record in 2006-07...earned four varsity basketball letters...named Most Valuable Player of the Bob Gibbons Tournament of Champions and the Hoosier Shootout in the summer before his senior season... High School Coach: Rodney Klein.

2009-10 Bulldogs

Matt Howard Career Highs

Points: 30 vs. Loyola, 2/15/09
Field Goals: 11 vs. Loyola, 2/15/09
Field Goal Attempts: 16 at Xavier, 12/23/08; at Milwaukee, 2/18/09; vs. Youngstown State, 2/26/09
3-Point Field Goals: 1 vs. Evansville, 11/29/08; at Green Bay, 2/2/09; vs. Davidson, 11/14/09; at Ball State, 12/2/09; at Youngstown State, 2/11/10
3-Point Field Goal Attempts: 2 at Green Bay, 2/2/09; vs. Davidson, 11/14/09; at Northwestern, 11/18/09
Free Throws: 15 vs. Minnesota, 11/26/09
Free Throw Attempts: 18 vs. Minnesota, 11/26/09
Rebounds: 14 at Xavier, 12/23/08
Assists: 5 vs. IU-South Bend, 11/22/08
Steals: 3 vs. Cleveland State, 3/11/08; vs. Northwestern, 11/26/08; vs. Valparaiso, 1/30/09
Blocked Shots: 5 at Green Bay, 2/2/09
Minutes: 43 at Detroit, 1/10/10

2009-10 Game-By-Game

Date	Opponent	MIN	FG	3PT	FT	REB	AST	TO	B	S	PTS
11-14	Davidson*	23	2-4	1-2	5-6	4	1	4	2	1	10
11-18	at Northwestern*	27	4-8	0-2	1-2	6	0	0	1	2	9
11-21	at Evansville*	28	1-9	0-1	8-10	13	1	5	1	2	10
11-26	vs. Minnesota*	22	4-8	0-0	15-18	2	0	4	0	1	23
11-27	vs. UCLA*	16	1-1	0-0	4-4	4	0	2	0	1	6
11-29	vs. Clemson*	25	6-8	0-1	0-0	3	0	0	0	0	12
12-2	at Ball State*	24	2-2	1-1	6-9	3	0	3	0	1	11
12-5	Valparaiso*	25	4-7	0-0	8-9	5	0	2	1	1	16
12-8	vs. Georgetown*	25	1-9	0-0	7-8	6	1	0	1	2	9
12-12	Ohio State*	30	3-12	0-0	7-8	6	2	2	0	0	13
12-19	Xavier*	30	5-9	0-1	2-4	6	1	2	3	2	12
12-22	at UAB*	24	3-8	0-0	0-0	2	1	1	2	0	6
12-31	Green Bay*	16	1-1	0-0	5-6	5	2	1	1	1	7
1-2	Milwaukee	24	2-7	0-1	4-6	5	1	4	3	0	8
1-8	at Wright State*	34	4-9	0-0	2-2	4	0	1	0	0	10
1-10	at Detroit*	43	4-5	0-0	2-2	4	2	0	1	1	10
1-14	Cleveland State*	31	1-5	0-0	4-6	8	1	4	1	1	6
1-16	Youngstown State*	25	6-9	0-0	10-14	6	1	1	0	0	22
1-21	at Loyola*	32	3-8	0-0	0-0	6	1	1	2	1	6
1-23	at UIC*	27	2-4	0-1	5-6	6	1	1	1	0	9
1-29	at Green Bay*	20	8-10	0-0	2-4	4	2	0	0	1	18
1-31	at Milwaukee*	23	3-5	0-0	5-5	6	2	0	1	0	11
2-4	Detroit*	24	5-6	0-0	1-3	6	2	1	0	2	11
2-6	Wright State*	16	3-5	0-0	6-7	5	0	1	1	0	12
2-8	Loyola*	27	4-8	0-0	12-14	4	2	2	0	0	20
2-11	at Youngstown State*	29	4-9	1-1	2-4	4	0	3	0	0	11
2-13	at Cleveland State*	33	7-15	0-0	7-8	13	3	1	0	0	21
2-17	UIC*	24	3-8	0-0	11-11	5	1	1	0	0	17
2-20	Siena*	19	4-6	0-0	0-0	1	0	4	0	0	8
2-26	at Valparaiso*	27	4-10	0-0	9-10	7	0	1	0	0	17
3-6	Milwaukee*	27	5-7	0-0	8-10	4	0	1	0	0	18
3-9	Wright State*	25	6-8	0-0	2-2	9	0	1	0	0	14

2008-09 Game-By-Game

Date	Opponent	MIN	FG	3PT	FT	REB	AST	TO	B	S	PTS
11-15	at Drake*	32	5-12	0-1	2-3	7	0	2	3	0	12
11-19	Ball State*	31	6-7	0-0	3-6	6	3	2	1	2	15
11-22	IU-South Bend*	20	3-5	0-0	3-4	6	5	0	2	1	9
11-26	Northwestern*	38	5-9	0-1	7-7	6	0	2	0	3	17
11-29	Evansville*	26	5-11	1-1	0-1	5	2	3	4	0	11
12-4	at Cleveland State*	25	2-6	0-0	3-5	7	0	2	2	0	7
12-6	at Youngstown State*	33	5-12	0-0	13-15	9	3	1	1	2	23

2008-09 Game-By-Game (Continued)

12-10	at Bradley*	23	2-7	0-1	5-6	5	0	2	1	0	9
12-13	at Ohio State*	29	4-9	0-0	3-3	10	0	0	0	1	11
12-20	Florida Gulf Coast*	24	3-7	0-0	8-10	8	1	0	0	0	14
12-23	at Xavier*	37	5-16	0-0	9-13	14	1	2	2	1	19
12-30	UAB*	30	5-7	0-0	9-12	3	0	4	0	1	19
1-3	at Valparaiso*	22	4-4	0-0	8-9	3	0	4	2	0	16
1-8	Wright State*	22	3-5	0-0	8-9	3	1	0	2	0	14
1-10	Detroit*	26	5-7	0-0	5-8	5	1	3	0	0	15
1-15	at Loyola*	24	7-9	0-0	4-4	11	0	1	3	0	18
1-17	at UIC*	29	2-4	0-0	2-4	4	1	2	2	1	6
1-22	Green Bay*	28	4-7	0-0	7-10	8	1	2	0	1	15
1-24	Milwaukee*	19	1-3	0-0	5-5	8	0	0	2	0	7
1-30	Valparaiso*	26	3-8	0-0	3-6	11	2	0	1	3	9
2-2	at Green Bay*	27	5-11	1-2	3-3	7	0	2	5	0	14
2-5	at Detroit*	31	1-3	0-0	6-8	8	3	2	3	1	8
2-7	at Wright State*	15	3-4	0-0	3-4	3	2	0	0	0	9
2-13	UIC*	31	6-6	0-0	7-7	8	0	0	2	0	19
2-15	Loyola*	34	11-13	0-0	8-12	9	2	2	3	1	30
2-18	at Milwaukee*	36	7-16	0-1	6-7	9	2	2	3	2	20
2-21	at Davidson*	20	5-8	0-0	2-3	5	3	2	0	0	12
2-26	Youngstown State*	30	10-16	0-0	5-7	10	0	1	0	1	25
2-28	Cleveland State*	31	6-9	0-1	0-1	1	0	4	1	2	12
3-7	Wright State*	34	5-11	0-1	14-15	6	1	2	1	0	24
3-10	Cleveland State*	30	4-7	0-0	6-9	3	1	0	2	1	14
3-19	LSU*	25	6-10	0-0	10-13	8	1	3	0	1	22

2007-08 Game-By-Game

Date	Opponent	MIN	FG	3PT	FT	REB	AST	TO	B	S	PTS
11-9	at Ball State	26	5-9	0-0	4-7	5	4	2	0	1	14
11-14	Indiana State	16	3-4	0-0	4-4	0	0	2	1	0	10
11-17	at Evansville	17	2-2	0-0	0-2	7	1	1	2	1	4
11-21	vs. Michigan	29	4-9	0-0	4-6	12	2	1	0	1	12
11-23	vs. Virginia Tech	10	0-2	0-0	2-2	0	0	2	0	0	2
11-24	vs. Texas Tech	13	4-5	0-0	3-3	1	0	0	0	0	11
12-1	Ohio State	29	9-13	0-0	5-5	7	2	1	0	1	23
12-6	at Detroit*	38	8-13	0-0	4-5	12	2	3	3	0	20
12-8	at Wright State*	29	2-5	0-0	1-1	8	0	2	3	1	5
12-15	vs. Florida State*	22	3-4	0-0	5-7	4	2	1	1	1	11
12-19	Bradley*	24	5-9	0-0	4-5	6	1	1	2	0	14
12-22	at Florida Gulf Coast*	18	4-8	0-0	4-4	1	0	0	0	1	12
12-28	at Southern Illinois*	31	4-7	0-0	7-8	5	1	4	2	1	15
1-5	Valparaiso*	17	3-9	0-0	6-6	6	0	2	0	1	12
1-7	at Loyola*	20	6-10	0-0	7-7	5	2	1	1	0	19
1-10	Green Bay*	29	5-6	0-0	12-15	9	1	3	2	0	22
1-12	Milwaukee*	26	6-10	0-0	5-9	7	0	1	3	1	17
1-17	at Cleveland State*	34	5-9	0-0	6-8	8	1	1	4	0	16
1-19	at Youngstown State*	28	9-14	0-0	2-2	8	0	0	1	0	20
1-24	Loyola*	33	5-8	0-0	5-6	10	1	1	2	2	15
1-26	UIC*	29	7-8	0-0	6-6	4	1	1	0	1	20
2-5	at Valparaiso*	15	3-4	0-0	0-0	3	0	1	2	0	6
2-9	at Green Bay*	33	4-8	0-0	2-4	5	1	1	1	1	10
2-12	at Milwaukee*	18	2-2	0-0	1-1	5	0	0	0	0	5
2-14	Youngstown State*	20	4-8	0-0	4-6	3	1	0	0	1	12
2-16	Cleveland State*	25	5-9	0-0	7-11	8	0	3	0	1	17
2-20	at UIC*	30	1-1	0-0	0-0	4	2	3	1	0	2
2-23	Drake*	33	6-8	0-0	4-6	9	0	3	1	1	16
2-28	Wright State*	29	5-8	0-0	2-2	5	0	0	3	2	12
3-1	Detroit	13	2-4	0-0	0-0	1	1	0	0	0	4
3-8	UIC*	20	3-5	0-0	2-3	5	0	1	0	0	8
3-11	Cleveland State*	31	3-6	0-0	10-14	5	1	3	2	3	16
3-21	vs. South Alabama*	25	3-8	0-0	5-5	4	1	1	0	1	11
3-23	vs. Tennessee*	23	1-7	0-0	2-3	5	1	1	0	1	4

*Starter.

Season	G-GS	MIN	FG-FGA	PCT.	3PT-3A	PCT.	FT-FTA	PCT.	REB	AVG.	A	B	S	PTS.	AVG.
2007-08	34-26	833	141-242	.583	0-0	.000	135-173	.780	187	5.5	29	37	24	417	12.3
2008-09	32-32	888	148-269	.550	2-9	.222	177-229	.773	216	6.8	36	48	25	475	14.8
2009-10	32-32	825	115-230	.500	3-11	.273	160-198	.808	172	5.4	28	22	20	393	12.3
Career	98-90	2546	404-741	.545	5-20	.250	472-600	.787	575	5.9	93	107	69	1285	13.1

NCAA Tournament

Season	G-GS	MIN	FG-FGA	PCT.	3PT-3A	PCT.	FT-FTA	PCT.	REB	AVG.	A	B	S	PTS.	AVG.
2007-08	2-2	48	4-15	.267	0-0	.000	7-8	.875	9	4.5	2	0	2	15	7.5
2008-09	1-1	25	6-10	.600	0-0	.000	10-13	.769	8	8.0	1	0	1	22	22.0
Totals	3-3	73	10-25	.400	0-0	.000	17-21	.810	17	5.7	3	0	3	37	12.3

2009-10 BUTLER MEN'S BASKETBALL STATISTICS

(Record: 28-4; Home 15-0, Away 12-1, Neutral 1-3)

PLAYER	G-GS	MIN	Total		3-Point		FTM-A		Rebounds		PF-D	A	TO	B	S	PTS	AVG.	
			FGM-A	PCT.	FGM-A	PCT.	PCT.	PCT.	O/D	TOT								AVG.
Gordon Hayward	31-31	1023	148-306	.484	39-132	.295	142-171	.830	62/201	263	8.5	66-1	56	72	26	34	477	15.4
Shelvin Mack	32-32	985	161-350	.460	55-148	.372	67-91	.736	16/97	113	3.5	59-0	98	68	5	41	444	13.9
Matt Howard	32-32	825	115-230	.500	3-11	.273	160-198	.808	61/111	172	5.4	113-9	28	54	22	20	393	12.3
Willie Veasley	31-31	947	116-228	.509	40-108	.370	48-75	.640	44/88	132	4.3	78-3	31	60	9	34	320	10.3
Ronald Nored	32-27	930	57-140	.407	6-35	.171	68-104	.654	19/72	91	2.8	87-0	116	60	4	51	188	5.9
Zach Hahn	32-1	515	57-126	.452	43-99	.434	13-14	.929	3/29	32	1.0	29-0	24	18	0	11	170	5.3
Avery Jukes	32-1	332	29-72	.403	11-26	.423	25-36	.694	13/25	38	1.2	68-2	5	14	4	5	94	2.9
Shawn Vanzant	32-4	474	21-73	.288	10-40	.250	36-49	.735	9/43	52	1.6	38-0	41	26	5	14	88	2.8
Grant Leiendecker	14-0	35	4-14	.286	3-11	.273	4-5	.800	2/1	3	0.2	5-0	1	3	0	4	15	1.1
Andrew Smith	21-0	102	7-19	.368	0-0	.000	6-12	.500	11/18	29	1.4	11-0	1	5	3	0	20	1.0
Chase Stigall	13-0	43	3-12	.250	3-10	.300	1-2	.500	3/1	4	0.3	4-0	1	3	0	0	10	0.8
Nick Rodgers	11-1	13	2-4	.500	2-3	.667	0-0	.000	0/0	0	0.0	3-0	1	1	0	0	6	0.5
Garrett Butcher	32-0	178	6-31	.194	1-9	.111	3-9	.333	11/21	32	1.0	27-1	5	4	1	2	16	0.5
Emerson Kampen	8-0	12	1-1	1.000	0-0	.000	0-0	.000	1/1	2	0.3	2-0	1	2	0	3	2	0.3
Alex Anglin	11-0	11	0-0	.000	0-0	.000	0-0	.000	0/1	1	0.1	2-0	1	0	0	0	0	0.0
Team									41/46	87				7				
BUTLER	32	6425	727-1606	.453	216-632	.342	573-766	.748	296/755	1051	32.8	592-16	410	397	79	219	2243	70.1
OPPONENTS	32	6425	678-1636	.414	160-518	.309	405-586	.691	280/653	933	29.2	668-21	337	438	98	166	1921	60.0

DEADBALL REBOUNDS: BU 120, OPP. 96

Miscellaneous Statistics

Double-Figure Scoring Games (106): Mack 27, Hayward 26, Howard 22, Veasley 18, Hahn 5, Nored 5, Jukes 2, Vanzant 2, OPP. 74

20-Point Scoring Games (18): Hayward 7, Mack 7, Howard 4, OPP. 10

30-Point Scoring Games (0): OPP. 0

Double-Figure Rebound Games (15): Hayward 12, Howard 2, Veasley 1, OPP. 5

Double-Doubles (15): Hayward 12, Howard 2, Veasley 1, OPP. 4

Games Led Butler In Scoring: Hayward 14, Mack 11, Howard 7, Veasley 3

Games Led Butler In Rebounding: Hayward 19, Howard 7, Veasley 5, Smith 1, Vanzant 1

BUTLER SCORING BY PERIODS

	1st Half	2nd Half	OT	OT	Total
Butler	1044	1190	9	0	2243
Opponents	910	1004	7	0	1921

HORIZON LEAGUE GAMES

(Record: 18-0; Home 9-0, Away 9-0)

PLAYER	G-GS	MIN	Total		3-Point		FTM-A		Rebounds		PF-D	A	TO	B	S	PTS	AVG.	
			FGM-A	PCT.	FGM-A	PCT.	PCT.	PCT.	O/D	TOT								AVG.
Gordon Hayward	17-17	544	82-158	.519	17-67	.254	78-94	.830	25/102	127	7.5	32-1	31	34	14	20	259	15.2
Shelvin Mack	18-18	555	88-189	.466	26-72	.361	34-45	.756	8/45	53	2.9	30-0	57	33	2	29	236	13.1
Matt Howard	18-18	480	68-131	.519	1-3	.333	95-117	.812	37/66	103	5.7	59-2	21	25	12	8	232	12.9
Willie Veasley	18-18	553	76-135	.563	24-57	.421	27-45	.600	28/60	88	4.9	44-2	14	33	8	15	203	11.3
Ronald Nored	18-18	529	36-82	.439	4-20	.200	39-64	.609	13/43	56	3.1	52-0	73	40	3	27	115	6.4
Zach Hahn	18-1	304	35-72	.486	27-58	.466	4-4	1.000	2/19	21	1.2	17-0	6	12	0	5	101	5.6
Shawn Vanzant	18-0	263	13-43	.302	5-19	.263	24-28	.857	5/27	32	1.8	20-0	32	16	5	9	55	3.1
Avery Jukes	18-0	166	15-35	.429	3-9	.333	12-15	.800	7/18	25	1.4	35-1	4	9	3	1	45	2.5
Andrew Smith	12-0	65	7-14	.500	0-0	.000	2-6	.333	9/10	19	1.6	7-0	1	4	2	0	16	1.3
Chase Stigall	8-0	26	3-10	.300	3-8	.375	1-2	.500	1/1	2	0.3	2-0	1	2	0	0	10	1.3
Grant Leiendecker	8-0	20	2-9	.222	2-7	.286	4-4	1.000	1/1	2	0.3	2-0	1	3	0	2	10	1.3
Nick Rodgers	7-0	9	2-3	.667	2-2	1.000	0-0	.000	0/0	0	0.0	1-0	0	1	0	0	6	0.9
Garrett Butcher	18-0	96	3-16	.188	0-3	.000	0-1	.000	6/11	17	0.9	15-1	4	1	1	1	6	0.3
Emerson Kampen	6-0	8	1-1	1.000	0-0	.000	0-0	.000	1/1	2	0.3	2-0	1	2	0	1	2	0.3
Alex Anglin	7-0	7	0-0	.000	0-0	.000	0-0	.000	0/0	0	0.0	2-0	0	0	0	0	0	0.0
Team									24/22	46				6				
BUTLER	18	3625	431-898	.480	114-325	.351	320-425	.753	167/426	593	32.9	320-7	246	221	50	118	1296	72.0
OPPONENTS	18	3625	368-915	.402	86-279	.308	236-332	.711	156/330	486	27.0	363-8	177	239	56	94	1058	58.8

DEADBALL REBOUNDS: BU 72, OPP. 60

2009-10 BUTLER GAME-BY-GAME RESULTS

DATE	W/L	OPPONENT	BU	OPP.	ATTD.	BUTLER SCORING LEADER	BUTLER REBOUND LEADER
N. 14	W	DAVIDSON	73	62	6,713	17-Gordon Hayward	8-Gordon Hayward
N. 18	W	At Northwestern	67	54	4,368	15-Shelvin Mack	10-Gordon Hayward
N. 21	W	At Evansville	64	60	6,913	17-Shelvin Mack	13-Matt Howard
N. 26	L	vs. #22/16 Minnesota%	73	82	2,697	23-Matt Howard	10-Gordon Hayward
N. 27	W	vs. UCLA%	69	67	3,027	21-Shelvin Mack	8-Gordon Hayward
N. 29	L	vs. #19 Clemson%	69	70	2,057	18-Gordon Hayward	12-Gordon Hayward
D. 2	W	At Ball State	59	38	6,996	15-Gordon Hayward, Shelvin Mack	8-Gordon Hayward
D. 5	W	VALPARAISO*	84	67	6,125	18-Gordon Hayward	5-Matt Howard, Willie Veasley
D. 8	L	vs. #15/13 Georgetown+	65	72	8,975	24-Gordon Hayward	8-Gordon Hayward
D. 12	W	#13/15 OHIO STATE	74	66	9,338	24-Gordon Hayward	10-Willie Veasley
D. 19	W	XAVIER	69	68	9,114	22-Gordon Hayward	14-Gordon Hayward
D. 22	L	At UAB	57	67	8,367	12-Gordon Hayward	15-Gordon Hayward
D. 31	W	GREEN BAY*	72	49	6,754	14-Shelvin Mack	8-Andrew Smith
J. 2	W	MILWAUKEE*	80	67	6,151	25-Shelvin Mack	10-Gordon Hayward
J. 8	W	At Wright State*	77	65	9,674	21-Shelvin Mack	9-Gordon Hayward
J. 10	W	At Detroit* (OT)	64	62	4,493	17-Gordon Hayward	7-Gordon Hayward
J. 14	W	CLEVELAND STATE*	64	55	5,383	16-Willie Veasley	8-Matt Howard
J. 16	W	YOUNGSTOWN STATE*	91	61	7,639	24-Shelvin Mack	6-Matt Howard
J. 21	W	At Loyola*	48	47	4,372	12-Shelvin Mack, Gordon Hayward	6-Matt Howard
J. 23	W	At UIC*	84	55	5,446	25-Gordon Hayward	8-Gordon Hayward
J. 29	W	At Green Bay*	75	57	6,237	18-Matt Howard	8-Willie Veasley
J. 31	W	At Milwaukee*	73	66	5,012	25-Gordon Hayward	8-Willie Veasley
F. 4	W	DETROIT*	63	58	5,212	18-Gordon Hayward	10-Gordon Hayward
F. 6	W	WRIGHT STATE*	74	62	8,528	19-Willie Veasley	6-Gordon Hayward
F. 8	W	LOYOLA*	62	47	5,231	20-Matt Howard	8-Willie Veasley
F. 11	W	At Youngstown State*	68	57	4,122	22-Gordon Hayward	17-Gordon Hayward
F. 13	W	At Cleveland State*	70	59	4,681	21-Matt Howard	13-Matt Howard
F. 17	W	UIC*	73	55	5,095	17-Matt Howard	11-Gordon Hayward
F. 20	W	SIENA#	70	53	9,111	23-Shelvin Mack	12-Gordon Hayward
F. 26	W	At Valparaiso*	74	69	5,266	20-Willie Veasley	9-Shawn Vanzant
M. 6	W	MILWAUKEE**	68	59	6,327	18-Matt Howard	13-Gordon Hayward
M. 9	W	WRIGHT STATE**	70	45	6,065	14-Matt Howard, Shelvin Mack	9-Matt Howard

*--Horizon League game.

**--Speedway Horizon League Tournament.

%--76 Classic, Anaheim, Calif.

+--Jimmy V. Classic, Madison Square Garden, New York, N.Y.

#--BracketBusters.

2009-10 BULLDOG PERFORMANCE CHECK

	Overall	Home	Away	Neutral
2008-09 Record	28-4	15-0	12-1	1-3
Horizon League Record	18-0	9-0	9-0	0-0
Overtime Games	1-0	0-0	1-0	0-0
Record when leading at halftime	21-1	10-0	10-0	1-1
Record when trailing at halftime	7-3	5-0	2-1	0-2
Record when tied at halftime	0-0	0-0	0-0	0-0
Record when shooting 50% or better from the field	10-1	6-0	4-0	0-1
Record when shooting less than 50% from the field	18-3	9-0	8-1	1-2
Record when opponent shoots 50% or better from the field	2-1	2-0	0-0	0-1
Record when opponent shoots less than 50% from the field	26-3	13-0	12-1	1-2
Record when scoring more 3-point field goals than opponent	19-1	9-0	10-0	0-1
Record when scoring fewer 3-point field goals than opponent	6-3	5-0	1-1	0-2
Record when hitting more free throws than opponent	23-1	14-0	8-0	1-1
Record when hitting fewer free throws than opponent	3-3	0-0	3-1	0-2
Record when out-rebounding opponent	21-1	12-0	9-0	0-1
Record when being out-rebounded	7-3	3-0	3-1	1-2
Record when committing more turnovers than opponent	8-2	4-0	4-0	0-2
Record when committing fewer turnovers than opponent	18-2	10-0	7-1	1-1
Record in day games (Before 6 p.m.)	10-1	6-0	4-0	0-1
Record in night games (After 6 p.m.)	18-3	9-0	8-1	1-2

2009-10 BUTLER HIGHS/LOWS

BUTLER INDIVIDUAL SEASON HIGHS

PTS	25	Shelvin Mack vs. Milwaukee, 1/2/10 Gordon Hayward at UIC, 1/23/10 Gordon Hayward at Milwaukee, 1/31/10
FG	10	Gordon Hayward at UIC, 1/23/10
FGA	19	Gordon Hayward vs. Georgetown, 12/8/09
FG% (5 made)	1.000	Willie Veasley (9-9) vs. Wright State, 2/6/10
3-PT FGs	5	Shelvin Mack vs. Youngstown State, 1/16/10
3-PT FGA	11	Gordon Hayward vs. Georgetown, 12/8/09
3-PT FG% (3 made)	1.000	Willie Veasley (3-3) vs. Valparaiso, 12/5/09
FT	15	Matt Howard vs. Minnesota, 11/26/09
FTA	18	Matt Howard vs. Minnesota, 11/26/09
FT% (5 made)	1.000	Matt Howard (11-11) vs. UIC, 2/17/10
REB	17	Gordon Hayward at Youngstown State, 2/11/10
AST	8	Shelvin Mack at Northwestern, 11/18/09 Shelvin Mack at Green Bay, 1/29/10 Ronald Nored vs. Wright State, 2/6/10
STL	5	Ronald Nored vs. Valparaiso, 12/5/09
BLK	3	Matt Howard vs. Xavier, 12/19/09 Matt Howard vs. Milwaukee, 1/2/10

OPPONENT INDIVIDUAL SEASON HIGHS

PTS	28	Cory Johnson, Valparaiso, 2/26/10
FG	9	Greg Monroe, Georgetown, 12/8/09 Jordan Crawford, Xavier, 12/19/09 Sirlester Martin, Youngstown State, 1/16/10 Clarence Jackson, Siena, 2/20/10 Cory Johnson, Valparaiso, 2/26/10
FGA	20	Greg Monroe, Georgetown, 12/8/09
FG% (5 made)	.875	Damian Johnson (7-8), Minnesota, 11/26/09
3-PT FGs	6	Jeremy Montgomery, Cleveland State, 1/14/10
3-PT FGA	9	Jeremy Montgomery, Cleveland State, 1/14/10 Robo Kreps, UIC, 2/17/10
3-PT FG% (3 made)	.800	Austin Freeman (4-5), Georgetown, 12/8/09
FT	9	Todd Brown, Wright State, 1/8/10 Norris Cole, Cleveland State, 2/13/10 Cory Johnson, Valparaiso, 2/26/10
FTA	13	Anthony Hill, Milwaukee, 1/31/10
FT% (5 made)	1.000	Rahmon Fletcher (8-8), Green Bay, 1/29/10
REB	15	Greg Monroe, Georgetown, 12/8/09
AST	7	Terrell Holloway, Xavier, 12/19/09
STL	5	Ronald Moore, Siena, 2/20/10
BLK	5	Cory Cooperwood, Wright State, 1/8/10

BUTLER TEAM HIGHS/LOWS

HIGHS		
PTS	91	vs. Youngstown State, 1/16/10
FG	30	vs. Youngstown State, 1/16/10
FGA	61	vs. Georgetown, 12/8/09; vs. UIC, 2/17/10
FG%	.675	(27-40) vs. Wright State, 2/6/10
3-PT FGs	12	vs. Youngstown State, 1/16/10
3-PT FGA	27	at Ball State, 12/2/09
3-PT FG% (10 att.)	.600	(6-10) vs. Cleveland State, 1/14/10
FT	36	vs. Minnesota, 11/26/09
FTA	45	vs. Minnesota, 11/26/09
FT% (10 att.)	.958	(23-24) at Wright State, 1/8/10
REB	46	at Cleveland State, 2/13/10
AST	23	vs. Youngstown State, 1/16/10
STL	13	vs. Valparaiso, 12/5/09
BLK	5	vs. Cleveland State, 1/14/10; at Loyola, 1/21/10; at Youngstown State, 2/11/10
TO	21	vs. Minnesota, 11/26/09 vs. Detroit, 2/4/10
PF	26	vs. Minnesota, 11/26/09
LOWS		
PTS	48	at Loyola, 1/21/10
FG	14	at Evansville, 11/21/09
FGA	40	vs. Wright State, 2/6/10
FG%	.280	(14-50) at Evansville, 11/21/09
3-PT FGs	2	at Milwaukee, 1/31/10; vs. Detroit, 2/4/10
3-PT FGA	10	vs. Cleveland State, 1/14/10
3-PT FG% (10 att.)	.150	(3-20) at Loyola, 1/21/10
FT	5	at Loyola, 1/21/10
FTA	10	vs. Clemson, 11/29/09; at Loyola, 1/21/10
FT% (10 att.)	.500	(8-16) at Northwestern, 11/18/09
REB	21	vs. Valparaiso, 12/5/09
AST	6	vs. UCLA, 11/27/09
STL	3	at Cleveland State, 2/13/10
BLK	0	at Ball State, 12/2/09; at Wright State, 1/8/10
TO	6	vs. UIC, 2/17/10
PF	12	at UIC, 1/23/10

OPPONENT TEAM HIGHS/LOWS

HIGHS		
PTS	82	vs. Minnesota, 11/26/09
FG	29	vs. Xavier, 12/19/09
FGA	59	at Milwaukee, 1/31/10; vs. Siena, 2/20/10; Valparaiso, 2/26/10
FG%	.550	(24-45) vs. Valparaiso, 12/5/09
3-PT FGs	9	vs. Minnesota, 11/26/09; vs. Clemson, 11/29/09; vs. Cleveland State, 1/14/10
3-PT FGA	25	Valparaiso, 2/26/10
3-PT FG% (10 Att.)	.474	(9-19) vs. Minnesota, 11/26/09
FT	23	vs. Minnesota, 11/26/09
FTA	36	vs. Minnesota, 11/26/09
FT% (10 Att.)	.800	(20-25) at Cleveland State, 2/13/10
REB	43	vs. Georgetown, 12/8/09
AST	17	vs. Davidson, 11/14/09
STL	12	at Cleveland State, 2/13/10
BLK	9	vs. Georgetown, 12/8/09
TO	21	vs. Georgetown, 12/8/09
PF	34	at Evansville, 11/21/09
LOWS		
PTS	38	at Ball State, 12/2/09
FG	13	at Ball State, 12/2/09
FGA	41	at Ball State, 12/2/09
FG%	.314	(16-51) vs. UIC, 2/17/10
3-PT FGs	1	at Ball State, 12/2/09 at Cleveland State, 2/13/10
3-PT FGA	7	vs. Green Bay, 12/31/09
3-PT FG% (10 Att.)	.067	(1-15) at Cleveland State, 2/13/10
FT	5	vs. Xavier, 12/19/09
FTA	7	vs. Cleveland State, 1/14/10
FT% (10 Att.)	.500	(5-10) vs. Xavier, 12/19/09
REB	16	vs. Wright State, 2/6/10
AST	5	vs. Wright State, 3/9/10
STL	0	vs. Milwaukee, 1/2/10
BLK	0	vs. Cleveland St., 1/14/10; vs. Milwaukee, 3/9/10; vs. Wright State, 3/9/10
TO	7	at Cleveland State, 2/13/10
PF	14	at Northwestern, 11/18/09; at Loyola, 1/21/10

2009-10 BUTLER GAME-BY-GAME STATISTICS

GAME	MIN	FGM-A	PCT.	3FG-A	PCT	FTM-A	PCT	Rebounds		PF-D	A	TO	B	S	PTS
								O/D	TOT						
DAVIDSON	200	22-53	.414	9-24	.375	20-25	.800	7/20	27	16-0	13	10	4	9	73
At Northwestern	200	25-53	.472	9-26	.346	8-16	.500	10/21	31	18-1	17	10	2	10	67
At Evansville	200	14-50	.280	5-18	.278	31-44	.705	15/27	42	21-1	8	12	1	10	64
vs. Minnesota	200	16-48	.333	5-23	.217	36-45	.800	7/25	32	26-1	9	21	1	8	73
vs. UCLA	200	19-48	.396	7-24	.292	24-33	.727	11/18	29	20-1	6	13	1	5	69
vs. Clemson	200	28-52	.538	7-22	.318	6-10	.600	9/23	32	17-0	14	13	2	5	69
At Ball State	200	17-43	.395	9-27	.333	16-21	.762	10/22	32	17-0	13	15	0	10	59
VALPARAISO	200	25-44	.568	7-17	.412	27-34	.794	7/14	21	14-0	13	9	2	13	84
vs. Georgetown	200	19-61	.311	8-23	.348	19-22	.864	12/18	30	24-2	11	12	3	12	65
OHIO STATE	200	24-57	.421	8-21	.381	18-24	.750	15/25	40	18-1	17	10	2	5	74
XAVIER	200	23-49	.469	8-22	.364	15-22	.682	13/21	34	17-0	12	14	3	6	69
At UAB	200	19-56	.339	5-20	.250	14-17	.824	7/26	33	23-2	9	9	3	5	57
GREEN BAY	200	26-56	.464	6-21	.286	14-20	.700	18/21	39	20-0	11	11	4	10	72
MILWAUKEE	200	25-54	.463	7-21	.333	23-32	.719	12/26	38	19-1	12	9	4	3	80
At Wright State	200	23-45	.511	8-16	.500	23-24	.958	8/23	31	20-1	15	15	0	3	77
At Detroit	225	22-53	.415	6-21	.286	14-20	.700	8/20	28	14-0	11	13	4	8	64
CLEVELAND STATE	200	22-41	.537	6-10	.600	14-21	.667	4/20	24	14-0	13	12	5	11	64
YOUNGSTOWN STATE	200	30-53	.566	12-22	.545	19-29	.655	9/22	31	17-0	23	13	1	9	91
At Loyola	200	20-56	.357	3-20	.150	5-10	.500	12/17	29	18-0	8	8	5	9	48
At UIC	200	28-50	.560	9-21	.429	19-23	.826	9/25	34	12-0	20	9	3	7	84
At Green Bay	200	29-53	.547	8-22	.364	9-15	.600	9/23	32	23-1	19	11	2	4	75
At Milwaukee	200	22-48	.458	2-13	.154	27-37	.730	5/28	33	24-3	9	7	1	7	73
DETROIT	200	22-47	.468	2-13	.154	17-21	.810	10/25	35	22-1	11	21	3	6	63
WRIGHT STATE	200	27-40	.675	4-11	.364	16-18	.889	3/22	25	14-0	13	17	1	4	74
LOYOLA	200	20-55	.364	6-22	.273	16-18	.889	12/26	38	15-0	12	10	2	1	62
At Youngstown State	200	23-41	.561	8-16	.500	14-21	.667	6/25	31	22-0	14	18	5	4	68
At Cleveland State	200	20-49	.408	5-16	.313	25-30	.833	16/30	46	19-0	13	17	2	3	70
UIC	200	24-61	.393	6-24	.250	19-23	.826	8/32	40	13-0	15	6	3	8	73
SIENA	200	25-48	.521	9-20	.450	11-16	.688	6/29	35	19-0	14	16	4	5	70
At Valparaiso	200	23-52	.442	9-19	.474	19-29	.655	11/27	38	20-0	14	15	3	8	74
MILWAUKEE	200	21-44	.477	4-18	.222	22-32	.688	3/32	35	21-0	9	7	1	4	68
WIRGHT STATE	200	24-46	.522	9-19	.474	13-14	.929	4/22	26	15-0	12	14	2	7	70

2009-10 OPPONENT GAME-BY-GAME STATISTICS

GAME	MIN	FGM-A	PCT.	3FG-A	PCT	FTM-A	PCT	Rebounds		PF-D	A	TO	B	S	PTS
								O/D	TOT						
DAVIDSON	200	23-52	.442	8-23	.348	4-5	.800	11/24	35	21-0	11	16	3	7	58
At Northwestern	200	19-46	.413	7-23	.304	9-12	.750	8/22	30	14-0	15	16	3	2	54
At Evansville	200	21-55	.382	3-15	.200	15-20	.750	11/30	41	34-2	9	15	2	4	60
vs. Minnesota	200	25-50	.500	9-19	.474	23-36	.639	7/27	34	30-2	12	17	6	9	82
vs. UCLA	200	25-53	.472	7-19	.368	10-17	.588	11/23	34	28-2	16	17	2	5	67
vs. Clemson	200	25-54	.463	9-24	.375	11-17	.647	10/18	28	15-0	11	10	2	6	70
At Ball State	200	13-41	.317	1-9	.111	11-15	.733	8/17	25	17-0	7	18	2	5	38
VALPARAISO	200	24-45	.533	7-15	.467	12-15	.800	7/13	20	25-1	14	15	2	6	67
vs. Georgetown	200	22-49	.449	6-13	.462	22-28	.786	12/31	43	22-0	10	21	9	8	72
OHIO STATE	200	25-51	.490	5-17	.294	11-18	.611	5/22	27	19-0	12	10	8	4	66
XAVIER	200	29-53	.547	5-11	.455	5-10	.500	7/14	21	20-1	11	10	2	4	68
At UAB	200	23-52	.442	6-15	.400	15-25	.600	9/32	41	21-0	12	14	1	6	67
GREEN BAY	200	17-48	.354	4-7	.571	11-19	.579	11/11	22	20-0	10	15	6	5	49
MILWAUKEE	200	26-56	.464	4-16	.250	11-15	.733	6/18	24	21-0	11	12	2	0	67
At Wright State	200	18-44	.409	7-15	.467	22-28	.786	5/13	18	21-0	9	11	5	6	65
At Detroit	225	23-58	.397	4-12	.333	12-16	.750	13/25	38	19-1	12	13	5	6	62
CLEVELAND STATE	200	20-46	.435	9-21	.429	6-7	.857	7/18	25	19-0	7	17	0	4	55
YOUNGSTOWN STATE	200	23-50	.460	4-16	.250	11-17	.647	5/17	22	21-1	10	18	3	3	61
At Loyola	200	16-47	.340	3-9	.333	12-16	.750	16/26	42	14-0	8	17	7	2	47
At UIC	200	21-55	.382	6-20	.300	7-8	.875	10/16	26	18-0	11	13	1	4	55
At Green Bay	200	18-46	.391	3-14	.214	18-26	.692	8/19	27	15-1	8	12	2	4	57
At Milwaukee	200	23-59	.390	4-16	.250	16-29	.552	14/26	40	27-1	13	10	4	1	66
DETROIT	200	21-53	.396	4-12	.333	12-18	.667	11/14	25	22-1	12	16	2	6	58
WRIGHT STATE	200	23-49	.469	5-13	.385	11-14	.786	6/10	16	19-1	9	11	1	10	62
LOYOLA	200	18-51	.353	2-15	.133	9-14	.643	7/22	29	17-0	7	12	3	6	47
At Youngstown State	200	19-47	.404	7-16	.438	12-20	.600	6/14	20	21-0	12	12	5	6	57
At Cleveland State	200	19-51	.373	1-15	.067	20-25	.800	6/14	20	24-1	7	7	1	12	59
UIC	200	16-51	.314	8-22	.364	15-21	.714	5/31	36	17-0	7	14	5	4	55
SIENA	200	20-59	.339	2-13	.154	11-17	.647	11/21	32	18-1	10	11	4	8	53
At Valparaiso	200	23-59	.390	4-25	.160	19-24	.792	13/23	36	23-0	10	14	2	9	69
MILWAUKEE	200	21-55	.382	6-24	.250	11-20	.550	8/25	33	28-2	13	8	0	4	59
WRIGHT STATE	200	18-52	.346	2-20	.100	7-10	.700	12/15	27	17-1	5	16	0	5	45

2009-10 BUTLER GAME-BY-GAME SCORING/REBOUNDING/ASSISTS

OPPONENT	Anglin	Butcher	Hahn	Hayward	Howard	Kampen	Jukes	Leiendecker	Mack	Nored	Rodgers	Smith	Stigall	Vanzant	Veasley
DAVIDSON	DNP	0-2-0	0-0-0	17-8-1	10-4-1	DNP	6-1-0	DNP	7-1-4	8-2-5	DNP	0-0-0	DNP	10-3-1	15-3-1
At Northwestern	DNP	2-0-0	13-1-1	14-10-4	9-6-0	DNP	10-3-0	0-0-0	15-5-8	1-0-4	DNP	0-1-0	0-0-0	0-1-0	3-4-0
At Evansville	0-0-0	4-5-0	2-0-0	15-6-1	10-13-1	DNP	2-1-0	DNP	17-3-3	2-1-2	DNP	DNP	0-2-0	1-2-1	11-6-0
vs. Minnesota	DNP	0-1-0	0-1-1	13-10-1	23-2-0	DNP	8-2-0	0-0-0	20-6-3	0-1-1	DNP	0-3-0	DNP	3-0-0	6-3-3
vs. UCLA	DNP	0-1-0	9-1-1	11-8-1	6-4-0	DNP	5-0-0	DNP	21-5-0	6-2-2	DNP	0-3-0	DNP	5-1-0	6-2-2
vs. Clemson	DNP	0-1-0	6-1-3	18-12-1	12-3-0	DNP	2-0-0	DNP	15-8-4	6-2-4	DNP	0-1-0	0-0-0	3-1-0	7-1-2
At Ball State	0-0-1	3-2-0	0-3-2	15-8-2	11-3-0	0-0-0	1-1-0	5-1-0	15-3-4	0-2-1	0-0-0	0-1-0	0-0-0	5-4-2	4-1-1
VALPARAISO	0-0-0	0-1-0	7-0-0	18-4-5	16-5-0	0-0-0	10-2-0	2-0-0	11-0-2	0-3-1	DNP	0-0-0	DNP	5-1-2	15-5-3
vs. Georgetown	DNP	0-0-0	11-0-2	24-8-2	9-6-1	DNP	0-1-0	0-0-0	12-5-2	2-4-2	0-0-0	0-0-0	DNP	0-0-1	7-2-1
OHIO STATE	DNP	0-1-0	2-0-1	24-8-0	13-6-2	DNP	0-0-0	DNP	12-3-5	8-4-4	DNP	DNP	DNP	0-1-2	15-10-3
XAVIER	DNP	0-0-1	3-0-0	22-14-3	12-6-1	DNP	0-2-0	DNP	14-4-2	2-0-3	DNP	DNP	DNP	3-1-0	13-4-2
At UAB	DNP	0-1-0	3-0-0	12-15-2	6-2-1	DNP	5-0-0	0-0-0	11-7-3	8-2-2	DNP	2-1-0	DNP	0-1-0	10-0-1
GREEN BAY	0-0-0	0-1-0	5-1-1	13-6-1	7-5-2	0-1-0	7-1-0	2-0-1	14-2-3	4-4-3	3-0-0	6-8-0	1-0-0	0-0-0	10-0-0
MILWAUKEE	DNP	0-0-0	5-5-2	16-10-1	8-5-1	DNP	4-0-0	DNP	25-2-2	8-4-2	DNP	0-1-0	DNP	12-2-3	2-7-1
At Wright State	DNP	0-0-0	8-3-0	20-9-3	10-4-0	DNP	0-0-1	DNP	21-3-3	6-2-6	DNP	DNP	DNP	0-0-1	12-5-1
At Detroit	DNP	0-0-0	5-1-0	17-7-1	10-4-2	DNP	2-5-0	0-0-0	10-1-4	7-4-4	DNP	0-0-0	DNP	3-0-1	10-2-0
CLEVELAND STATE	DNP	0-0-0	3-0-0	8-4-2	6-8-1	DNP	0-3-0	DNP	15-4-4	11-1-5	DNP	DNP	DNP	5-1-1	16-1-0
YOUNGSTOWN ST.	0-0-0	0-3-2	12-1-0	7-4-3	22-6-1	0-0-1	0-0-0	0-0-0	24-1-2	5-5-7	0-0-0	5-3-0	3-1-0	0-2-5	13-3-2
At Loyola	DNP	0-0-0	3-0-0	12-5-0	6-6-1	DNP	5-4-1	DNP	12-2-1	3-5-4	DNP	DNP	DNP	0-1-1	7-2-0
At UIC	0-0-0	0-2-1	8-1-0	25-8-2	9-6-1	2-1-0	2-0-1	3-1-0	15-2-6	2-0-4	3-0-0	1-1-1	3-0-1	2-2-2	9-7-1
At Green Bay	DNP	2-3-0	9-3-0	9-2-3	18-4-2	DNP	2-0-0	DNP	11-2-8	4-6-4	0-0-0	0-0-0	0-0-0	7-1-2	13-8-0
At Milwaukee	DNP	0-1-0	0-0-0	25-6-1	11-6-2	DNP	0-0-0	DNP	13-5-1	13-4-3	DNP	0-1-0	DNP	2-2-2	9-8-0
DETROIT	DNP	0-0-0	3-1-0	18-10-0	11-6-2	DNP	2-4-1	DNP	8-7-1	9-3-5	DNP	DNP	DNP	4-0-0	8-2-2
WRIGHT STATE	DNP	0-1-0	10-2-0	11-6-3	12-5-0	DNP	5-2-0	DNP	10-2-1	3-0-8	DNP	DNP	DNP	4-0-0	19-3-1
LOYOLA	0-0-0	2-2-1	6-0-0	8-7-3	20-4-2	0-0-0	0-1-0	0-1-0	5-4-3	2-4-2	0-0-0	0-0-0	3-1-0	4-4-1	12-8-0
At Youngstown State	0-0-0	0-0-0	8-1-1	22-17-1	11-4-0	DNP	0-0-0	0-0-0	7-2-7	8-1-4	0-0-0	0-0-0	0-0-0	2-0-0	10-3-1
At Cleveland State	DNP	0-0-0	0-0-0	19-11-1	21-13-3	DNP	2-1-0	DNP	11-3-4	8-1-2	DNP	DNP	DNP	2-5-2	7-7-1
UIC	0-0-0	2-2-0	3-0-0	11-11-2	17-5-1	0-0-0	0-1-0	3-0-0	8-6-3	16-4-4	0-0-0	2-4-0	0-0-0	0-2-4	11-4-1
SIENA	DNP	1-1-0	6-2-2	15-12-4	8-1-0	DNP	9-1-0	DNP	23-6-0	8-2-6	0-0-1	DNP	DNP	0-5-1	DNP
At Valparaiso	DNP	0-1-0	6-2-2	DNP	17-7-0	DNP	4-1-0	DNP	16-5-2	6-5-5	DNP	2-1-0	0-0-0	3-9-5	20-6-0
MILWAUKEE	0-0-0	0-0-0	3-0-1	10-13-2	18-4-0	DNP	1-0-1	DNP	12-2-2	13-8-2	DNP	DNP	DNP	0-0-0	11-6-1
WRIGHT STATE	0-1-0	0-0-0	11-2-4	8-4-1	14-9-0	0-0-0	0-1-0	0-0-0	14-2-1	9-5-5	0-0-0	2-0-0	0-0-0	3-0-1	9-2-0

2009-10 Butler Starting Lineups

DAVIDSON	Veasley	Howard	Hayward	Vanzant	Mack
At Northwestern	Veasley	Howard	Hayward	Vanzant	Mack
At Evansville	Veasley	Howard	Hayward	Vanzant	Mack
vs. Minnesota	Veasley	Howard	Hayward	Vanzant	Mack
vs. UCLA	Veasley	Howard	Hayward	Nored	Mack
vs. Clemson	Veasley	Howard	Hayward	Nored	Mack
At Ball State	Veasley	Howard	Hayward	Nored	Mack
VALPARAISO	Veasley	Howard	Hayward	Nored	Mack
vs. Georgetown	Veasley	Howard	Hayward	Nored	Mack
OHIO STATE	Veasley	Howard	Hayward	Nored	Mack
XAVIER	Veasley	Howard	Hayward	Nored	Mack
At UAB	Veasley	Howard	Hayward	Nored	Mack
GREEN BAY	Veasley	Howard	Hayward	Nored	Mack
MILWAUKEE	Veasley	Howard	Hayward	Nored	Mack
At Wright State	Veasley	Howard	Hayward	Nored	Mack
At Detroit	Veasley	Howard	Hayward	Nored	Mack
CLEVELAND STATE	Veasley	Howard	Hayward	Nored	Mack
YOUNGSTOWN ST.	Veasley	Howard	Hayward	Nored	Mack
At Loyola	Veasley	Howard	Hayward	Nored	Mack
At UIC	Veasley	Howard	Hayward	Nored	Mack
At Green Bay	Veasley	Howard	Hayward	Nored	Mack
At Milwaukee	Veasley	Howard	Hayward	Nored	Mack
DETROIT	Veasley	Howard	Hayward	Nored	Mack
WRIGHT STATE	Veasley	Howard	Hayward	Nored	Mack
LOYOLA	Veasley	Howard	Hayward	Nored	Mack
At Youngstown State	Veasley	Howard	Hayward	Nored	Mack
At Cleveland State	Veasley	Howard	Hayward	Nored	Mack
UIC	Veasley	Howard	Hayward	Nored	Mack
SIENA	Jukes	Howard	Hayward	Rodgers	Mack
At Valparaiso	Veasley	Howard	Hahn	Nored	Mack
MILWAUKEE	Veasley	Howard	Hayward	Nored	Mack
WRIGHT STATE	Veasley	Howard	Hayward	Nored	Mack

2009-10 Bench Scoring

	W/L	Butler	Opp.	+/-
DAVIDSON	W	14	19	-5
At Northwestern	W	26	18	+8
At Evansville	W	10	10	0
vs. Minnesota	L	8	46	-38
vs. UCLA	W	19	32	-13
vs. Clemson	L	11	21	-10
At Ball State	W	14	11	+3
VALPARAISO	W	24	30	-6
vs. Georgetown	L	11	13	-2
OHIO STATE	W	2	11	-9
XAVIER	W	6	20	-14
At UAB	L	10	13	-3
GREEN BAY	W	24	18	+6
MILWAUKEE	W	21	38	-17
At Wright State	W	8	9	-1
At Detroit	W	10	2	+8
CLEVELAND STATE	W	8	0	+8
YOUNGSTOWN STATE	W	20	15	+5
At Loyola	W	8	23	-15
At UIC	W	24	26	-2
At Green Bay	W	20	15	+5
At Milwaukee	W	2	18	-16
DETROIT	W	9	11	-2
WRIGHT STATE	W	19	8	+11
LOYOLA	W	15	14	+1
At Youngstown State	W	10	12	-2
At Cleveland State	W	4	5	-1
UIC	W	10	14	-4
SIENA	W	15	7	+8
At Valparaiso	W	9	17	-8
MILWAUKEE	W	4	22	-18
WRIGHT STATE	W	16	10	+6

2009-10 Horizon League Statistics

2009-10 Horizon League CONFERENCE BASKETBALL STATISTICS Through games of Mar 10, 2010 (All games)

SCORING OFFENSE				
	G	W-L	Pts	Avg/G
1. Valparaiso	32	15-17	2344	73.2
2. Butler	32	28-4	2243	70.1
3. Milwaukee	34	20-14	2370	69.7
4. Detroit	34	20-14	2360	69.4
5. Cleveland State	33	16-17	2283	69.2
6. Green Bay	33	21-12	2265	68.6
7. Wright State	32	20-12	2163	67.6
8. Youngstown State	30	8-22	2002	66.7
9. Loyola	30	14-16	1945	64.8
10. UIC	30	8-22	1876	62.5

SCORING DEFENSE			
	G	Pts	Avg/G
1. Butler	32	1921	60.0
2. Wright State	32	1950	60.9
3. Detroit	34	2234	65.7
4. Green Bay	33	2207	66.9
5. Loyola	30	2017	67.2
6. Milwaukee	34	2314	68.1
7. Cleveland State	33	2254	68.3
8. Youngstown State	30	2092	69.7
9. UIC	30	2110	70.3
10. Valparaiso	32	2378	74.3

SCORING MARGIN				
	G	Offense	Defense	Margin
1. Butler	32	70.1	60.0	+10.1
2. Wright State	32	67.6	60.9	+6.7
3. Detroit	34	69.4	65.7	+3.7
4. Green Bay	33	68.6	66.9	+1.8
5. Milwaukee	34	69.7	68.1	+1.6
6. Cleveland State	33	69.2	68.3	+0.9
7. Valparaiso	32	73.2	74.3	-1.1
8. Loyola	30	64.8	67.2	-2.4
9. Youngstown State	30	66.7	69.7	-3.0
10. UIC	30	62.5	70.3	-7.8

FREE THROW PCT				
	G	FTM	FTA	Pct.
1. Cleveland State	33	477	637	.749
2. Butler	32	573	766	.748
3. Wright State	32	423	577	.733
4. Green Bay	33	477	652	.732
5. UIC	30	393	549	.716
6. Valparaiso	32	453	636	.712
7. Loyola	30	405	589	.688
8. Milwaukee	34	542	791	.685
9. Youngstown State	30	455	665	.684
10. Detroit	34	556	849	.655

FIELD GOAL PERCENTAGE				
	G	FGM	FGA	Pct.
1. Valparaiso	32	823	1764	.467
2. Detroit	34	829	1805	.459
3. Butler	32	727	1606	.453
4. Wright State	32	750	1692	.443
5. Cleveland State	33	796	1802	.442
6. Green Bay	33	785	1783	.440
7. Milwaukee	34	789	1834	.430
8. Loyola	30	673	1598	.421
9. Youngstown State	30	697	1656	.421
10. UIC	30	654	1691	.387

FIELD GOAL PCT DEFENSE				
	G	FGM	FGA	Pct.
1. Detroit	34	775	1874	.414
2. Butler	32	678	1636	.414
3. Loyola	30	723	1675	.432
4. Wright State	32	648	1488	.435
5. Milwaukee	34	832	1899	.438
6. UIC	30	719	1634	.440
7. Green Bay	33	782	1767	.443
8. Valparaiso	32	790	1736	.455
9. Youngstown State	30	698	1532	.456
10. Cleveland State	33	750	1617	.464

3-POINT FG PCT				
	G	3FGM	3FGA	Pct.
1. Green Bay	33	218	575	.379
2. Valparaiso	32	245	665	.368
3. Wright State	32	240	656	.366
4. Loyola	30	194	537	.361
5. Cleveland State	33	214	614	.349
6. Butler	32	216	632	.342
7. Milwaukee	34	250	747	.335
8. Detroit	34	146	438	.333
9. Youngstown State	30	153	479	.319
10. UIC	30	175	578	.303

3-POINT FG PCT DEFENSE				
	G	3FGM	3FGA	Pct.
1. Butler	32	160	518	.309
2. Detroit	34	207	654	.317
3. Milwaukee	34	210	641	.328
4. Green Bay	33	192	562	.342
5. UIC	30	203	584	.348
6. Loyola	30	203	583	.348
7. Wright State	32	174	490	.355
8. Youngstown State	30	176	478	.368
9. Valparaiso	32	222	587	.378
10. Cleveland State	33	193	489	.395

REBOUNDING OFFENSE			
	G	Rebounds	Avg/G
1. Milwaukee	34	1241	36.5
2. Detroit	34	1225	36.0
3. Loyola	30	1072	35.7
4. Youngstown State	30	986	32.9
5. Butler	32	1051	32.8
6. UIC	30	982	32.7
7. Valparaiso	32	1037	32.4
8. Green Bay	33	1068	32.4
9. Wright State	32	964	30.1
10. Cleveland State	33	975	29.5

REBOUNDING DEFENSE			
	G	Rebounds	Avg/G
1. Butler	32	933	29.2
2. Wright State	32	976	30.5
3. Detroit	34	1090	32.1
4. Milwaukee	34	1121	33.0
5. Loyola	30	995	33.2
6. Youngstown State	30	998	33.3
7. Green Bay	33	1104	33.5
8. Valparaiso	32	1077	33.7
9. Cleveland State	33	1119	33.9
10. UIC	30	1174	39.1

2009-10 Horizon League Statistics

2009-10 Horizon League CONFERENCE BASKETBALL STATISTICS Through games of Mar 10, 2010 (All games)

REBOUNDING MARGIN						BLOCKED SHOTS		
	G	Team	Avg.	Opp.	Avg. Margin	G	No.	Avg/G
1.	34	Detroit	1225	36.0	1090	32.1	133	3.9
2.	32	Butler	1051	32.8	933	29.2	110	3.7
3.	34	Milwaukee	1241	36.5	1121	33.0	98	3.3
4.	30	Loyola	1072	35.7	995	33.2	86	2.6
5.	32	Wright State	964	30.1	976	30.5	79	2.5
6.	30	Youngstown State	986	32.9	998	33.3	74	2.5
7.	33	Green Bay	1068	32.4	1104	33.5	79	2.3
8.	32	Valparaiso	1037	32.4	1077	33.7	71	2.2
9.	33	Cleveland State	975	29.5	1119	33.9	63	2.0
10.	30	UIC	982	32.7	1174	39.1	61	1.8

ASSISTS			STEALS					
	G	No.	Avg/G		G	No.	Avg/G	
1.	32	Valparaiso	479	15.0	1.	33	293	8.9
2.	34	Detroit	464	13.6	2.	34	255	7.5
3.	32	Wright State	433	13.5	3.	32	227	7.1
4.	30	Loyola	393	13.1	4.	30	211	7.0
5.	33	Cleveland State	431	13.1	5.	32	219	6.8
6.	30	Youngstown State	390	13.0	6.	33	205	6.2
7.	32	Butler	410	12.8	7.	30	181	6.0
8.	34	Milwaukee	423	12.4	8.	32	190	5.9
9.	33	Green Bay	386	11.7	9.	34	190	5.6
10.	30	UIC	315	10.5	10.	30	149	5.0

TURNOVER MARGIN						ASSIST/TURNOVER RATIO						
	G	Team	Avg.	Opp.	Avg. Margin		G	Ast.	Avg.	T/O	Avg.	Ratio
1.	32	Wright State	375	11.7	501	15.7	32	433	13.5	375	11.7	1.2
2.	33	Cleveland State	405	12.3	524	15.9	32	479	15.0	439	13.7	1.1
3.	30	UIC	383	12.8	433	14.4	33	431	13.1	405	12.3	1.1
4.	32	Butler	397	12.4	438	13.7	32	410	12.8	397	12.4	1.0
5.	33	Green Bay	415	12.6	456	13.8	30	390	13.0	401	13.4	1.0
6.	30	Youngstown State	401	13.4	438	14.6	30	393	13.1	415	13.8	0.9
7.	32	Valparaiso	439	13.7	431	13.5	33	386	11.7	415	12.6	0.9
8.	34	Detroit	530	15.6	520	15.3	34	423	12.4	465	13.7	0.9
9.	34	Milwaukee	465	13.7	395	11.6	34	464	13.6	530	15.6	0.9
10.	30	Loyola	415	13.8	342	11.4	30	315	10.5	383	12.8	0.8

OFFENSIVE REBOUNDS			DEFENSIVE REBOUNDS					
	G	No.	Avg/G		G	No.	Avg/G	
1.	30	Loyola	364	12.1	1.	34	862	25.4
2.	34	Detroit	401	11.8	2.	34	824	24.2
3.	30	Youngstown State	338	11.3	3.	30	708	23.6
4.	33	Green Bay	369	11.2	4.	32	755	23.6
5.	34	Milwaukee	379	11.1	5.	30	666	22.2
6.	30	UIC	316	10.5	6.	32	709	22.2
7.	32	Valparaiso	328	10.3	7.	30	648	21.6
8.	32	Wright State	324	10.1	8.	33	699	21.2
9.	33	Cleveland State	320	9.7	9.	32	640	20.0
10.	32	Butler	296	9.3	10.	33	655	19.8

DEFENSIVE REB PCT.				OFFENSIVE REB PCT.					
	G	D-Reb	Opp. OR	D-Reb%		G	O-Reb	Opp. DR	O-Reb%
1.	34	Milwaukee	862	.734	1.	34	401	729	.355
2.	32	Butler	755	.729	2.	30	364	665	.354
3.	32	Wright State	640	.699	3.	33	369	717	.340
4.	34	Detroit	824	.695	4.	30	338	706	.324
5.	30	Youngstown State	648	.689	5.	34	379	808	.319
6.	30	Loyola	708	.682	6.	32	328	707	.317
7.	32	Valparaiso	709	.657	7.	32	324	701	.316
8.	33	Cleveland State	655	.650	8.	32	296	653	.312
9.	30	UIC	666	.648	9.	33	320	767	.294
10.	33	Green Bay	699	.644	10.	30	316	813	.280

2009-10 Horizon League Statistics

2009-10 Horizon League INDIVIDUAL BASKETBALL STATISTICS Through games of Mar 10, 2010 (All games)

To be ranked, a player must appear in at least 75.0% of their team's games.

SCORING							REBOUNDING						
	CI	G	FG	3FG	FT	Pts Avg/G	CI	G	Off	Def	Total	Avg/G	
1. WOOD, Brandon-Valpo	So	32	198	56	113	565 17.7	1. HOLMAN, Eli-UDM	So	31	95	182	277 8.9	
2. COLE, Norris-CSU	Jr	33	185	38	131	539 16.3	2. POLKA, Andy-LUC	Sr	30	96	171	267 8.9	
3. FLETCHER, Rahmon-GB	Jr	31	184	49	83	500 16.1	3. HAYWARD, Gordon-BU	So	31	62	201	263 8.5	
4. JOHNSON, Cory-Valpo	Jr	32	180	21	118	499 15.6	4. BERRY, Randy-GB	Sr	33	106	163	269 8.2	
5. HAYWARD, Gordon-BU	So	31	148	39	142	477 15.4	5. BUTTELL, Jeremy-UIC	Sr	29	79	139	218 7.5	
6. KREPS, Robo-UIC	Jr	30	142	56	116	456 15.2	6. COOPERWOOD, Cory-WSU	Sr	32	78	116	194 6.1	
7. FRANKLIN, Ricky-UWM	Sr	34	167	74	92	500 14.7	7. EAYRS, James-UWM	Sr	34	69	129	198 5.8	
8. MAYS, DeAndre-YSU	Sr	30	136	43	112	427 14.2	8. JOHNSON, Cory-Valpo	Jr	32	68	117	185 5.8	
9. DUGGINS, Vaughn-WSU	Jr	29	143	49	77	412 14.2	9. BROWN, D'Aundray-CSU	Jr	32	75	105	180 5.6	
10. SIMON, Chase-UDM	So	34	170	49	88	477 14.0	10. POGUE, Aaron-CSU	So	33	64	115	179 5.4	
11. MACK, Shelvin-BU	So	32	161	55	67	444 13.9	11. HOWARD, Matt-BU	Jr	32	61	111	172 5.4	
12. PERINE, Bryquis-GB	Jr	31	148	32	99	427 13.8	12. GIBLER, Walt-LUC	So	30	67	92	159 5.3	
13. MONTGOMERY, Jeremy-CSU	So	33	136	69	80	421 12.8	13. MARTIN, Sirlester-YSU	Sr	30	48	105	153 5.1	
14. BROWN, Todd-WSU	Sr	32	142	54	64	402 12.6	14. SIMON, Chase-UDM	So	34	43	130	173 5.1	
15. EAYRS, James-UWM	Sr	34	141	49	96	427 12.6	15. KEELING, Xavier-UDM	Jr	34	53	113	166 4.9	
16. KEELING, Xavier-UDM	Jr	34	127	27	140	421 12.4	16. WOOD, Brandon-Valpo	So	32	32	113	145 4.5	
17. HOWARD, Matt-BU	Jr	32	115	3	160	393 12.3	17. HILL, Terrance-LUC	Jr	30	36	99	135 4.5	
18. NEELY, Zavion-UIC	So	30	131	13	92	367 12.2	18. KENNEDY, Thomas-UDM	Sr	34	55	97	152 4.5	
19. BUTTELL, Jeremy-UIC	Sr	29	126	45	56	353 12.2	HILL, Anthony-UWM	Jr	34	41	111	152 4.5	
20. COTTON, Troy-GB	Sr	33	130	89	41	390 11.8	20. SULSKIS, Vytas-YSU	Jr	30	31	102	133 4.4	
21. HOLMAN, Eli-UDM	So	31	145	0	76	366 11.8							
22. McPHERSON, Brandon-Valpo	Sr	32	124	53	74	375 11.7							
23. HILL, Terrance-LUC	Jr	30	121	45	54	341 11.4							
24. GIBLER, Walt-LUC	So	30	104	11	121	340 11.3							
SULSKIS, Vytas-YSU	Jr	30	99	41	101	340 11.3							
26. KENNEDY, Thomas-UDM	Sr	34	146	20	70	382 11.2							
27. McCAMMON, Geoff-LUC	Jr	30	116	50	42	324 10.8							
28. HARMON, Trevon-CSU	So	30	102	49	61	314 10.5							
29. VEASLEY, Willie-BU	Sr	31	116	40	48	320 10.3							
30. BRIGHT, Kelvin-YSU	Sr	30	111	9	72	303 10.1							

FIELD GOAL PCT						ASSISTS			
	CI	G	FGM	FGA	Pct.	CI	G	No.	Avg/G
1. HOLMAN, Eli-UDM	So	31	145	236	.614	1. STEWART, Spencer-UIC	Sr	25	122 4.9
2. JOHNSON, Cory-Valpo	Jr	32	180	324	.556	2. STANLEY, Courtney-LUC	So	30	140 4.7
3. BROWN, D'Aundray-CSU	Jr	32	111	215	.516	3. COLE, Norris-CSU	Jr	33	146 4.4
4. VEASLEY, Willie-BU	Sr	31	116	228	.509	4. PERINE, Bryquis-GB	Jr	31	129 4.2
5. HOWARD, Matt-BU	Jr	32	115	230	.500	5. PAYNE, Woody-UDM	Sr	34	138 4.1
6. HILL, Anthony-UWM	Jr	34	106	214	.495	6. FRANKLIN, Ricky-UWM	Sr	34	132 3.9
7. HAYWARD, Gordon-BU	So	31	148	306	.484	7. NORED, Ronald-BU	So	32	116 3.6
8. BRIGHT, Kelvin-YSU	Sr	30	111	236	.470	8. MAYS, DeAndre-YSU	Sr	30	102 3.4
9. EVANS, N'Gai-WSU	Jr	29	93	198	.470	9. EVANS, N'Gai-WSU	Jr	29	93 3.2
10. FLETCHER, Rahmon-GB	Jr	31	184	393	.468	10. McPHERSON, Brandon-Valpo	Sr	32	101 3.2
11. DUGGINS, Vaughn-WSU	Jr	29	143	306	.467	11. MACK, Shelvin-BU	So	32	98 3.1
12. GIBLER, Walt-LUC	So	30	104	223	.466	12. FLETCHER, Rahmon-GB	Jr	31	93 3.0
13. COOPERWOOD, Cory-WSU	Sr	32	105	226	.465	POLKA, Andy-LUC	Sr	30	90 3.0
14. WOOD, Brandon-Valpo	So	32	198	427	.464	14. DUGGINS, Vaughn-WSU	Jr	29	85 2.9
15. MACK, Shelvin-BU	So	32	161	350	.460	15. SIMON, Chase-UDM	So	34	84 2.5

2009-10 Horizon League Statistics

2009-10 Horizon League INDIVIDUAL BASKETBALL STATISTICS Through games of Mar 10, 2010 (All games)

FREE THROW PCT		Cl	G	FTM	FTA	Pct.
1.	MONTGOMERY, Jeremy-CSU	So	33	80	94	.851
2.	HARMON, Trevon-CSU	So	30	61	72	.847
3.	KREPS, Robo-UIC	Jr	30	116	137	.847
4.	McPHERSON, Brandon-Valpo	Sr	32	74	89	.831
5.	HAYWARD, Gordon-BU	So	31	142	171	.830
6.	EAYRS, James-UWM	Sr	34	96	117	.821
7.	WOOD, Brandon-Valpo	So	32	113	139	.813
8.	DUGGINS, Vaughn-WSU	Jr	29	77	95	.811
9.	HOWARD, Matt-BU	Jr	32	160	198	.808
10.	COLE, Norris-CSU	Jr	33	131	164	.799
11.	BERRY, Randy-GB	Sr	33	114	146	.781
12.	GIBLER, Walt-LUC	So	30	121	156	.776
13.	SULSKIS, Vytas-YSU	Jr	30	101	132	.765
14.	PERINE, Bryquis-GB	Jr	31	99	130	.762
15.	FLETCHER, Rahmon-GB	Jr	31	83	109	.761

3-POINT FG PCT		Cl	G	3FG	FGA	Pct.
1.	HAHN, Zach-BU	Jr	32	43	99	.434
2.	McCAMMON, Geoff-LUC	Jr	30	50	117	.427
3.	THOMAS, Marcus-LUC	Sr	30	44	104	.423
	McCALLUM, Ja'Rob-UWM	Fr	31	44	104	.423
5.	EVANS, Seth-GB	Fr	33	34	83	.410
6.	COTTON, Troy-GB	Sr	33	89	218	.408
7.	McPHERSON, Brandon-Valpo	Sr	32	53	131	.405
8.	MONTGOMERY, Jeremy-CSU	So	33	69	171	.404
9.	TABLER, Troy-WSU	Jr	32	58	147	.395
10.	BROWN, Todd-WSU	Sr	32	54	140	.386
11.	DUGGINS, Vaughn-WSU	Jr	29	49	128	.383
12.	FLETCHER, Rahmon-GB	Jr	31	49	129	.380
13.	SULSKIS, Vytas-YSU	Jr	30	41	108	.380
14.	HILL, Terrance-LUC	Jr	30	45	120	.375
15.	WOOD, Brandon-Valpo	So	32	56	150	.373

BLOCKED SHOTS		Cl	G	No.	Avg/G
1.	HOLMAN, Eli-UDM	So	31	77	2.5
2.	AVERKAMP, Ben-LUC	Fr	30	44	1.5
3.	ROBBINS, K.C.-UIC	Jr	30	28	0.9
4.	HAYWARD, Gordon-BU	So	31	26	0.8
5.	BERRY, Randy-GB	Sr	33	25	0.8
6.	COOPERWOOD, Cory-WSU	Sr	32	23	0.7
7.	HOWARD, Matt-BU	Jr	32	22	0.7
8.	SULSKIS, Vytas-YSU	Jr	30	20	0.7
9.	D'HAITI, Eddie-YSU	Fr	28	18	0.6
10.	NELSON, Pat-GB	Sr	33	21	0.6
11.	GREEN, Louis-UIC	Fr	25	15	0.6
	BLOCKER, Dallas-YSU	Sr	25	15	0.6
13.	EAYRS, James-UWM	Sr	34	20	0.6
14.	MARTIN, Sirlester-YSU	Sr	30	17	0.6
15.	JOHNSON, Cory-Valpo	Jr	32	17	0.5

STEALS		Cl	G	No.	Avg/G
1.	BROWN, D'Aundray-CSU	Jr	32	81	2.5
2.	PAYNE, Woody-UDM	Sr	34	76	2.2
3.	COLE, Norris-CSU	Jr	33	61	1.8
4.	NEELY, Zavion-UIC	So	30	54	1.8
5.	FLETCHER, Rahmon-GB	Jr	31	54	1.7
6.	HARMON, Trevon-CSU	So	30	48	1.6
7.	NORED, Ronald-BU	So	32	51	1.6
8.	KEELING, Xavier-UDM	Jr	34	54	1.6
9.	KREPS, Robo-UIC	Jr	30	42	1.4
10.	MACK, Shelvin-BU	So	32	41	1.3
	LITTLE, Howard-Valpo	Jr	32	41	1.3
12.	DUGGINS, Vaughn-WSU	Jr	29	37	1.3
13.	EVANS, N'Gai-WSU	Jr	29	35	1.2
14.	SIMON, Chase-UDM	So	34	41	1.2
15.	PERINE, Bryquis-GB	Jr	31	36	1.2

3-POINT FG MADE		Cl	G	3FG	Avg/G
1.	COTTON, Troy-GB	Sr	33	89	2.7
2.	FRANKLIN, Ricky-UWM	Sr	34	74	2.2
3.	MONTGOMERY, Jeremy-CSU	So	33	69	2.1
4.	KREPS, Robo-UIC	Jr	30	56	1.9
5.	TABLER, Troy-WSU	Jr	32	58	1.8
6.	WOOD, Brandon-Valpo	So	32	56	1.8
7.	MACK, Shelvin-BU	So	32	55	1.7
8.	DUGGINS, Vaughn-WSU	Jr	29	49	1.7
9.	BROWN, Todd-WSU	Sr	32	54	1.7
10.	McCAMMON, Geoff-LUC	Jr	30	50	1.7
11.	McPHERSON, Brandon-Valpo	Sr	32	53	1.7
12.	HARMON, Trevon-CSU	So	30	49	1.6
13.	FLETCHER, Rahmon-GB	Jr	31	49	1.6
14.	BUTTELL, Jeremy-UIC	Sr	29	45	1.6
15.	HILL, Terrance-LUC	Jr	30	45	1.5

ASSIST/TURNOVER RATIO		Cl	G	Ast.	T/O	Ratio
1.	PAYNE, Woody-UDM	Sr	34	138	70	2.0
2.	NORED, Ronald-BU	So	32	116	60	1.9
3.	PERINE, Bryquis-GB	Jr	31	129	73	1.8
4.	McPHERSON, Brandon-Valpo	Sr	32	101	61	1.7
5.	COLE, Norris-CSU	Jr	33	146	91	1.6
6.	STEWART, Spencer-UIC	Sr	25	122	79	1.5
7.	POLKA, Andy-LUC	Sr	30	90	59	1.5
8.	EVANS, N'Gai-WSU	Jr	29	93	61	1.5
9.	MACK, Shelvin-BU	So	32	98	68	1.4
10.	STANLEY, Courtney-LUC	So	30	140	102	1.4
11.	FRANKLIN, Ricky-UWM	Sr	34	132	102	1.3
12.	MAYS, DeAndre-YSU	Sr	30	102	90	1.1
13.	FLETCHER, Rahmon-GB	Jr	31	93	97	1.0

2009-10 Box Scores

#11/10 BUTLER 73, DAVIDSON 62 November 14, 2009 Hinkle Fieldhouse - Indianapolis, Ind.

DAVIDSON	FG	3FG	FT	REB	PF	TP	A	TO	BLK	S	MIN
Rossiter, Steve, f	4-5	0-0	1-2	1-4-5	5	9	2	1	0	1	29
Allison, Ben, f	4-9	0-1	5-5	2-5-7	2	13	0	1	0	0	23
McKillop, Brendan, g	4-9	3-6	0-0	1-4-5	2	11	3	3	0	0	38
Archambault, Will, g	2-8	1-5	0-0	0-1-1	5	5	0	1	0	0	22
Barr, Bryant, g	1-5	1-2	2-2	1-5-6	3	5	3	4	0	0	30
Bond, Aaron	0-0	0-0	0-0	0-0-0	0	0	0	0	0	0	1
Kuhlman, JP	4-7	1-2	0-0	0-3-3	3	9	6	4	0	0	25
Cohen, Jake	4-7	0-1	0-0	0-2-2	2	8	0	1	1	0	14
Reigel, Will	0-0	0-0	0-0	0-0-0	0	0	0	0	0	1	4
Ben-Eze, Frank	0-0	0-0	0-0	0-0-0	0	0	0	0	0	0	2
Nelms, Dan	1-1	0-0	0-0	0-0-0	0	2	3	0	0	0	12
Team				0-2-2							
Totals	24-51 (.471)	6-17 (.353)	8-9 (.889)	5-26-31	22	62	17	16	1	2	200

BUTLER	FG	3FG	FT	REB	PF	TP	A	TO	BLK	S	MIN
Howard, Matt, f	2-4	1-2	5-6	0-4-4	3	10	1	4	2	1	23
Veasley, Willie, f	5-11	3-7	2-2	0-3-3	3	15	1	0	0	2	32
Hayward, Gordon, g	5-9	0-0	7-7	3-5-8	3	17	1	2	1	0	28
Mack, Shelvin, g	2-8	0-2	3-4	1-0-1	1	7	4	1	1	1	23
Vanzant, Shawn, g	3-5	3-5	1-2	1-2-3	2	10	1	1	0	0	30
Hahn, Zach	0-3	0-3	0-0	0-0-0	0	0	0	0	0	1	13
Nored, Ronald	3-8	1-3	1-2	0-2-2	3	8	5	2	0	3	28
Jukes, Avery	2-3	1-1	1-2	0-1-1	1	6	0	0	0	1	16
Butcher, Garrett	0-2	0-1	0-0	1-1-2	0	0	0	0	0	0	5
Smith, Andrew	0-0	0-0	0-0	0-0-0	0	0	0	0	0	0	2
Team				1-2-3							
Totals	22-53 (.415)	9-24 (.375)	20-25 (.800)	7-20-27	16	73	13	10	4	9	200

Davidson 35
Butler 37

27
36

62
73

Deadball Rebounds: Butler 4, Davidson 2 **Technical Fouls:** None
Officials: Zelon Steed, Jamie Luckie, Roger Ayers
Attendance: 6,713

#11/10 BUTLER 64, EVANSVILLE 60 November 21, 2009 Roberts Stadium - Evansville, Ind.

BUTLER	FG	3FG	FT	REB	PF	TP	A	TO	BLK	S	MIN
Veasley, Willie, f	4-6	2-4	1-2	3-3-6	3	11	0	2	0	2	27
Howard, Matt, f	1-9	0-1	8-10	4-9-13	5	10	1	5	1	2	28
Mack, Shelvin, g	5-10	3-6	4-6	0-3-3	2	17	3	2	0	2	32
Vanzant, Shawn, g	0-3	0-2	1-4	1-1-2	3	1	1	1	0	0	22
Hayward, Gordon, g	2-6	0-0	11-12	1-5-6	4	15	1	2	0	2	28
Jukes, Avery	0-4	0-2	2-2	1-0-1	2	2	0	0	0	0	9
Hahn, Zach	0-2	0-1	2-2	0-0-0	0	2	0	0	0	0	6
Butcher, Garrett	1-4	0-1	2-4	2-3-5	0	4	0	0	0	0	14
Stigall, Chase	0-1	0-1	0-0	2-0-2	1	0	0	0	0	0	8
Nored, Ronald	1-5	0-0	0-2	0-1-1	1	2	2	0	0	2	26
Anglin, Alex	0-0	0-0	0-0	0-0-0	0	0	0	0	0	0	0+
Team				1-2-3							
Totals	14-50 (.280)	5-18 (.278)	31-44 (.705)	15-27-42	21	64	8	12	1	10	200

EVANSVILLE	FG	3FG	FT	REB	PF	TP	A	TO	BLK	S	MIN
Ryan, Colt, f	6-16	3-8	2-3	1-2-3	4	17	1	5	0	2	36
Haarsma, Jame, f	2-5	0-0	7-8	0-5-5	4	11	0	4	0	1	27
van Tongeren, Pieter, c	3-5	0-0	1-2	5-3-8	1	7	1	0	1	0	22
Lacey, Kavon, g	3-6	0-3	0-0	0-2-2	5	6	0	1	0	0	16
Taylor, Troy, g	3-7	0-0	3-4	2-4-6	3	9	4	3	0	0	33
Jones, Lewis	1-3	0-0	0-0	0-2-2	2	2	0	0	0	0	13
Cox, Ned	0-3	0-2	0-0	0-1-1	4	0	3	1	0	0	18
Holmes, Denver	0-4	0-2	2-2	0-1-1	5	2	0	1	0	0	16
Bouchie, Bryan	3-4	0-0	0-1	1-4-5	4	6	0	1	1	1	13
Hopf, Clint	0-2	0-0	0-0	0-2-2	2	0	0	0	0	0	6
Team				2-4-6							
Totals	21-55 (.382)	3-15 (.200)	15-20 (.750)	11-30-41	34	60	9	15	2	4	200

Butler 27
Evansville 20

37
40

64
60

Deadball Rebounds: Butler 4, Evansville 1 **Technical Fouls:** None
Officials: Steve Skiles, Charles Robinson, Gene Grimshaw
Attendance: 6,913

#11/10 BUTLER 67, NORTHWESTERN 54 November 18, 2009 Welsh-Ryan Arena - Evanston, Ill.

BUTLER	FG	3FG	FT	REB	PF	TP	A	TO	BLK	S	MIN
Veasley, Willie, f	1-2	0-1	1-2	3-1-4	3	3	0	1	0	2	18
Howard, Matt, f	4-8	0-2	1-2	2-4-6	5	9	0	0	1	2	27
Mack, Shelvin, g	6-12	2-5	1-2	0-5-5	3	15	8	1	1	2	33
Vanzant, Shawn, g	0-3	0-2	0-0	0-1-1	0	0	0	0	0	0	16
Hayward, Gordon, g	5-10	2-6	2-4	2-8-10	1	14	4	2	0	1	32
Leienhecker, Grant	0-1	0-1	0-1	0-0-0	0	0	0	0	0	0	3
Jukes, Avery	4-6	2-2	0-1	1-2-3	2	10	0	0	0	1	14
Hahn, Zach	4-7	3-5	2-2	1-0-1	0	13	1	1	0	1	21
Butcher, Garrett	1-1	0-0	0-0	0-0-0	2	2	0	0	0	1	10
Stigall, Chase	0-0	0-0	0-0	0-0-0	0	0	0	0	0	0	1
Smith, Andrew	0-0	0-0	0-0	1-0-1	1	0	0	1	0	0	2
Nored, Ronald	0-3	0-2	1-2	0-0-0	1	1	4	4	0	0	23
Team				0-0-0							
Totals	25-53 (.472)	9-26 (.346)	8-16 (.500)	10-21-31	18	67	17	10	2	10	200

NORTHWESTERN	FG	3FG	FT	REB	PF	TP	A	TO	BLK	S	MIN
Shuma, John, f	5-12	2-8	2-2	3-6-9	2	14	2	4	0	0	38
Crawford, Drew, f	1-3	0-2	0-0	0-1-1	1	2	2	2	2	0	20
Mirkovic, Luka, c	1-7	0-0	0-0	1-6-7	1	2	2	1	0	1	23
Thompson, Michael, g	4-7	3-4	5-6	0-1-1	2	16	4	4	0	0	40
Nash, Jeremy, g	1-4	0-2	0-0	0-3-3	3	2	2	2	1	0	29
Pejusic, Ivan	0-1	0-1	0-0	0-0-0	1	0	0	1	0	0	7
Capocci, Mike	2-3	0-1	0-1	0-1-1	0	4	1	0	0	0	11
Curletti, Davide	0-0	0-0	0-0	1-1-2	1	0	0	0	0	0	6
Marcotullio, Alex	3-6	2-5	0-1	0-0-0	2	8	1	1	0	1	15
Rowley, Kyle	2-3	0-0	2-2	1-0-1	1	6	1	1	0	0	11
Team				2-3-5							
Totals	19-46 (.413)	7-23 (.304)	9-12 (.750)	8-22-30	14	54	15	16	3	2	200

Butler 30
Northwestern 24

37
30

66
54

Deadball Rebounds: Butler 4, Northwestern 1 **Technical Fouls:** None
Officials: Ed Hightower, J. D. Collins, Curtis Shaw
Attendance: 4,368

#22/16 MINNESOTA 82, #12/10 BUTLER 73 November 26, 2009 Anaheim Convention Center - Anaheim, Calif.

MINNESOTA	FG	3FG	FT	REB	PF	TP	A	TO	BLK	S	MIN
Williams, Rodney, f	1-1	1-1	0-0	0-0-0	3	3	0	0	0	0	3
Johnson, Damian, f	7-8	1-1	3-3	0-3-3	5	18	4	3	1	4	25
Sampson III, Ralph, c	0-3	0-0	4-8	0-4-4	3	4	1	1	3	2	27
Nolen, Al, g	1-3	0-1	0-1	1-2-3	5	2	0	2	0	2	19
Westbrook, Lawrence, g	3-7	1-3	2-2	0-4-4	3	9	0	5	0	0	28
Carter, Paul	1-1	0-0	0-1	0-1-1	4	2	0	1	0	0	11
Cobbs, Justin	1-2	1-1	2-2	0-0-0	1	5	0	0	0	0	7
Joseph, Devoe	3-9	2-7	6-8	0-3-3	1	14	3	1	0	0	27
Hoffarber, Blake	3-7	3-5	3-4	0-2-2	1	12	2	1	0	1	35
Iverson, Colton	5-9	0-0	3-7	6-5-11	4	13	2	3	2	0	18
Team				0-3-3							
Totals	25-50 (.500)	9-19 (.474)	23-36 (.639)	7-27-34	30	82	12	17	6	9	200

BUTLER	FG	3FG	FT	REB	PF	TP	A	TO	BLK	S	MIN
Veasley, Willie, f	1-6	0-4	4-5	0-3-3	3	6	3	0	0	1	35
Hayward, Gordon, f	3-8	1-4	6-9	4-6-10	3	13	1	6	1	2	31
Howard, Matt, f	4-8	0-0	15-18	0-2-2	5	23	0	4	0	1	22
Mack, Shelvin, g	6-14	3-8	5-5	0-6-6	4	20	3	7	0	0	32
Vanzant, Shawn, g	0-2	0-1	3-4	0-0-0	2	3	0	3	0	1	24
Hahn, Zach	0-0	0-0	0-0	0-1-1	1	0	1	0	0	0	6
Nored, Ronald	0-3	0-2	0-0	1-0-1	2	0	1	0	0	2	22
Leienhecker, Grant	0-0	0-0									

2009-10 Box Scores

#12/10 BUTLER 69, UCLA 67

November 27, 2009

Anaheim Convention Center - Anaheim, Calif.

BUTLER	FG	3FG	FT	REB	PF	TP	A	TO	BLK	S	MIN
Veasley, Willie, f	2-8	0-3	2-4	2-0-2	1	6	2	3	0	1	35
Hayward, Gordon, f	3-14	3-10	2-2	3-5-8	3	11	1	3	1	1	35
Howard, Matt, f	1-1	0-0	4-4	2-2-4	5	6	0	2	0	1	16
Mack, Shelvin, g	6-10	2-5	7-9	1-4-5	1	21	0	2	0	0	33
Nored, Ronald, g	2-5	0-1	2-2	0-2-2	4	6	2	0	0	1	25
Vanzant, Shawn	2-3	0-1	1-4	1-0-1	0	5	0	0	0	0	14
Hahn, Zach	2-5	1-3	4-4	0-1-1	0	9	1	0	0	0	18
Jukes, Avery	1-1	1-1	2-2	0-0-0	4	5	0	2	0	1	7
Butcher, Garrett	0-0	0-0	0-2	0-1-1	1	0	0	1	0	0	7
Smith, Andrew	0-1	0-0	0-0	0-3-3	1	0	0	0	0	0	10
Team				2-0-2							
Totals	19-48	7-24	24-33	11-18-29	20	69	6	13	1	5	200
	(.396)	(.292)	(.727)								

UCLA	FG	3FG	FT	REB	PF	TP	A	TO	BLK	S	MIN
Gordon, Drew, f	4-8	0-0	0-1	2-2-4	5	8	1	1	1	0	24
Keefe, James, f	0-2	0-1	1-2	2-0-2	4	1	2	1	1	0	12
Lee, Malcolm, g	4-11	1-5	2-4	0-3-3	4	11	4	3	0	1	34
Anderson, Jerime, g	3-5	1-2	0-0	0-0-0	2	7	4	6	0	2	35
Roll, Michael, g	3-8	1-3	1-2	2-1-3	5	8	4	2	0	1	35
Moser, Mike	1-2	1-2	0-0	0-2-2	0	3	0	1	0	1	8
Abdul-Hamid, Mustafa	0-0	0-0	0-0	0-0-0	1	0	0	0	0	0	0+
Nelson, Reeves	4-7	0-0	1-2	1-4-5	2	9	0	1	0	0	16
Lane, Brendan	2-3	1-2	1-1	0-3-3	1	6	0	0	0	0	10
Dragovic, Nikola	4-7	2-4	4-5	3-3-6	4	14	1	2	0	0	26
Team				1-5-6							
Totals	25-53	7-19	10-17	11-23-34	28	67	16	17	2	5	200
	(.472)	(.368)	(.588)								

Butler	42	27	69
UCLA	35	32	67

Deadball Rebounds: Butler 4, UCLA 6 **Technical Fouls:** None
Officials: Rick Randall, Mike Eggars, Warren Evans
Attendance: 3,027

#23/20 BUTLER 59, BALL STATE 38

December 2, 2009

Worthen Arena - Muncie, Ind.

BUTLER	FG	3FG	FT	REB	PF	TP	A	TO	BLK	S	MIN
Veasley, Willie, f	2-5	0-3	0-0	0-1-1	2	4	1	3	0	2	23
Hayward, Gordon, f	4-7	1-4	6-6	2-6-8	2	15	2	2	0	2	31
Howard, Matt, f	2-2	1-1	6-9	2-1-3	1	11	0	3	0	1	24
Mack, Shelvin, g	5-10	4-7	1-2	1-2-3	0	15	4	2	0	1	30
Nored, Ronald, g	0-2	0-0	0-0	0-2-2	3	0	1	1	0	0	15
Vanzant, Shawn	1-1	1-1	2-2	1-3-4	1	5	2	1	0	0	14
Hahn, Zach	0-6	0-5	0-0	0-3-3	3	0	2	1	0	2	18
Anglin, Alex	0-0	0-0	0-0	0-0-0	0	0	1	0	0	0	2
Rodgers, Nick	0-1	0-1	0-0	0-0-0	0	0	0	0	0	0	1
Leiendecker, Grant	2-3	1-2	0-0	1-0-1	2	5	0	0	0	1	5
Jukes, Avery	0-2	0-1	1-2	1-0-1	2	1	0	0	0	0	13
Kampen, Emerson	0-0	0-0	0-0	0-0-0	0	0	0	0	0	1	2
Butcher, Garrett	1-3	1-2	0-0	1-1-2	1	3	0	1	0	0	13
Stigall, Chase	0-0	0-0	0-0	0-0-0	0	0	0	1	0	0	4
Smith, Andrew	0-1	0-0	0-0	0-1-1	0	0	0	0	0	0	5
Team				1-2-3							
Totals	17-43	9-27	16-21	10-22-32	17	59	13	15	0	10	200
	(.395)	(.333)	(.762)								

BALL STATE	FG	3FG	FT	REB	PF	TP	A	TO	BLK	S	MIN
Perry, Malik, f	3-3	0-0	5-6	3-3-6	3	11	0	3	0	2	25
Watson, Terrence, f	0-4	0-0	0-0	1-0-1	1	0	0	1	0	0	16
Jones, Jarrod, f	4-12	0-0	1-2	1-2-3	2	9	0	3	1	0	29
Chisholm, Brawley, g	1-5	0-3	2-2	0-1-1	1	4	1	2	0	1	22
Scaife, Jauwan, g	1-3	0-2	1-2	0-1-1	1	3	0	3	0	0	21
Davis, Randy	0-1	0-1	0-0	1-0-1	0	0	4	2	0	1	18
Green Jr., Myron	0-1	0-1	2-3	0-1-1	0	2	0	0	0	0	11
Green, John	1-3	1-2	0-0	1-1-2	2	3	1	1	1	1	21
Hubbard, Maurice	0-0	0-0	0-0	0-0-0	1	0	0	0	0	0	6
Sneed, Pierre	3-7	0-0	0-0	0-4-4	4	6	1	2	0	0	26
Fields, Zach	0-2	0-0	0-0	1-1-2	2	0	0	1	0	0	5
Team				0-3-3							
Totals	13-41	1-9	11-15	8-17-25	17	38	7	18	2	5	200
	(.317)	(.111)	(.733)								

Butler	29	30	59
Ball State	11	27	38

Deadball Rebounds: Butler 4, Ball State 2 **Technical Fouls:** None
Officials: Steve Skiles, Glenn Mayborg, Bryan Anslinger
Attendance: 6,996

#19 CLEMSON 70, #12/10 BUTLER 69

November 29, 2009

Anaheim Convention Center - Anaheim, Calif.

CLEMSON	FG	3FG	FT	REB	PF	TP	A	TO	BLK	S	MIN
Potter, David, f	3-8	2-5	0-0	2-2-4	2	8	2	1	0	0	28
Narcisse, Bryan, f	1-2	0-1	0-0	0-0-0	0	2	0	1	0	0	11
Booker, Trevor, c	5-9	0-0	2-2	4-4-8	3	12	1	2	2	1	31
Stitt, Demontez, g	7-15	3-7	2-4	0-2-2	1	19	3	2	0	1	36
Smith, Tanner, g	1-3	0-2	6-8	0-2-2	1	8	3	1	0	2	25
Johnson, Noel	0-0	0-0	0-0	0-0-0	1	0	0	0	0	0	5
Young, Andre	4-7	4-6	0-0	1-2-3	1	12	2	2	0	1	27
Jennings, Milton	3-6	0-3	1-3	1-1-2	2	7	0	0	0	1	17
Booker, Devin	0-0	0-0	0-0	0-1-1	3	0	0	1	0	0	6
Grant, Jerai	1-4	0-0	0-0	2-3-5	1	2	0	0	0	0	14
Team				0-1-1							
Totals	25-54	9-24	11-17	10-18-28	15	70	11	10	2	6	200
	(.463)	(.375)	(.647)								

BUTLER	FG	3FG	FT	REB	PF	TP	A	TO	BLK	S	MIN
Veasley, Willie, f	3-8	1-4	0-0	1-0-1	2	7	2	3	0	2	35
Hayward, Gordon, f	6-13	2-7	4-6	3-9-12	3	18	1	3	2	0	34
Howard, Matt, f	6-8	0-1	0-0	2-1-3	4	10	0	0	0	0	25
Mack, Shelvin, g	6-13	3-7	0-0	0-8-8	2	15	4	3	0	1	31
Nored, Ronald, g	3-4	0-0	0-1	0-2-2	1	6	4	2	0	2	34
Vanzant, Shawn	1-1	0-0	1-1	0-1-1	0	3	0	0	0	0	6
Hahn, Zach	2-4	1-3	1-2	0-1-1	1	6	3	2	0	0	18
Jukes, Avery	1-1	0-0	0-0	0-0-0	3	2	0	0	0	0	11
Butcher, Garrett	0-0	0-0	0-0	1-0-1	1	0	0	0	0	0	2
Stigall, Chase	0-0	0-0	0-0	0-0-0	0	0	0	0	0	0	2
Smith, Andrew	0-0	0-0	0-0	0-1-1	0	0	0	0	0	0	2
Team				2-0-2							
Totals	28-52	7-22	6-10	9-23-32	17	69	14	13	2	5	200
	(.538)	(.318)	(.600)								

Clemson	26	44	70
Butler	33	36	69

Deadball Rebounds: Clemson 2, Butler 1 **Technical Fouls:** None
Officials: Don Daily, Bill Kennedy, Mark Reischling
Attendance: 2,057

#23/20 BUTLER 84, VALPARAISO 67

December 5, 2009

Hinkle Fieldhouse - Indianapolis, Ind.

VALPARAISO	FG	3FG	FT	REB	PF	TP	A	TO	BLK	S	MIN
Johnson, Cory, f	6-8	0-0	5-5	1-4-5	4	17	2	2	0	0	27
McPherson, Brandon, g	2-6	0-1	2-2	2-0-2	1	6	3	4	0	2	31
Kenney, Matt, g	1-2	1-1	0-0	0-1-1	4	3	0	1	1	0	19
Wood, Brandon, g	2-6	1-3	2-2	0-1-1	5	7	2	3	0	0	27
Broekhoff, Ryan, g	1-3	0-1	0-0	1-1-2	4	2	0	1	0	1	14
Rogers, Michael	4-6	3-4	1-2	1-1-2	2	12	2	1	1	0	25
Little, Howard	6-10	0-3	2-4	0-2-2	1	14	3	1	0	1	31
Kurth, Tommy	2-2	2-2	0-0	0-1-1	3	6	2	1	0	1	16
Halvorsen, Chris	0-0	0-0	0-0	0-0-0	0	0	0	0	0	1	2
Milosevic, Milos	0-2	0-0	0-0	1-1-2	1	0	0	1	0	0	8
Team				1-1-2							
Totals	24-45	7-15	12-15	7-13-20	25	67	14	15	2	6	

2009-10 Box Scores

#15/13 GEORGETOWN 72, #22/20 BUTLER 65

December 8, 2009

Madison Square Garden - New York, N.Y.

BUTLER	FG	3FG	FT	REB	PF	TP	A	TO	BLK	S	MIN
Veasley, Willie, f	2-5	0-2	3-4	1-1-2	0	7	1	4	0	0	26
Hayward, Gordon, f	7-19	4-11	6-6	3-5-8	2	24	2	0	2	1	39
Howard, Matt, f	1-9	0-0	7-8	1-5-6	5	9	1	0	1	2	25
Mack, Shelvin, g	5-14	1-5	1-1	2-3-5	3	12	2	4	0	2	29
Nored, Ronald, g	0-1	0-0	2-3	2-2-4	4	2	2	2	0	3	28
Vanzant, Shawn	0-2	0-0	0-0	0-0-0	0	0	1	0	0	1	13
Hahn, Zach	4-7	3-5	0-0	0-0-0	3	11	2	0	0	2	22
Rodgers, Nick	0-0	0-0	0-0	0-0-0	0	0	0	0	0	0	1
Leiendecker, Grant	0-0	0-0	0-0	0-0-0	1	0	0	0	0	1	3
Jukes, Avery	0-3	0-0	0-0	1-0-1	5	0	0	1	0	0	6
Butcher, Garrett	0-0	0-0	0-0	0-0-0	1	0	0	0	0	0	4
Smith, Andrew	0-1	0-0	0-0	0-0-0	0	0	0	0	0	0	4
Team				2-2-4							
Totals	19-61	8-23	19-22	12-18-30	24	65	11	12	3	12	200
	(.311)	(.348)	(.864)								

GEORGETOWN	FG	3FG	FT	REB	PF	TP	A	TO	BLK	S	MIN
Vaughn, Julian, f	2-6	0-1	0-0	2-3-5	4	4	1	5	3	0	17
Monroe, Greg, f	9-20	0-1	6-10	4-11-15	2	24	2	1	2	1	38
Wright, Chris, g	0-4	0-0	7-8	1-3-4	2	7	4	6	1	3	37
Clark, Jason, g	3-8	1-4	2-2	2-3-5	1	9	2	2	0	1	37
Freeman, Austin, g	5-7	4-5	4-4	1-3-4	4	18	1	3	0	2	28
Thompson, Hollis	2-3	1-2	1-2	0-0-0	4	6	0	0	2	0	25
Sanford, Vee	0-0	0-0	2-2	0-0-0	0	2	0	0	0	1	1
Benimon, Jerrelle	1-1	0-0	0-0	1-2-3	1	2	0	1	0	0	5
Sims, Henry	0-0	0-0	0-0	1-3-4	4	0	0	2	1	0	12
Team				0-3-3							
Totals	22-49	6-13	22-28	12-31-43	22	72	10	21	9	8	200
	(.449)	(.462)	(.786)								

Butler	31	34	65
Georgetown	39	33	72

Deadball Rebounds: Butler 2, Georgetown 3 **Technical Fouls:** None
Officials: John Cahill, Bob Donato, Michael Stephens
Attendance: 8,975

#21/17 BUTLER 69, XAVIER 68

December 19, 2009

Hinkle Fieldhouse - Indianapolis, Ind.

XAVIER	FG	3FG	FT	REB	PF	TP	A	TO	BLK	S	MIN
Love, Jason, f	7-9	0-0	0-1	3-4-7	3	14	0	3	2	0	29
Lyons, Mark, g	2-6	0-1	2-2	0-1-1	4	6	1	1	0	1	29
Jackson, Dante, g	1-4	1-2	0-0	0-1-1	2	3	0	1	0	0	32
Holloway, Terrell, g	2-4	1-1	0-1	1-2-3	5	5	7	2	0	1	32
Crawford, Jordan, g	9-17	1-4	1-2	1-1-2	1	20	2	1	0	1	35
Redford, Brad	2-3	2-3	2-2	0-1-1	1	8	0	0	0	1	17
Taylor, Andrew	0-1	0-0	0-0	0-0-0	1	0	0	0	0	0	4
McLean, Jamel	0-0	0-0	0-2	0-0-0	1	0	0	0	0	0	3
Freese, Kenny	6-9	0-0	0-0	1-3-4	2	12	1	1	0	0	19
Team				1-1-2							
Totals	29-53	5-11	5-10	7-14-21	20	68	11	10	2	4	200
	(.547)	(.455)	(.500)								

BUTLER	FG	3FG	FT	REB	PF	TP	A	TO	BLK	S	MIN
Veasley, Willie, f	5-10	1-5	2-4	2-2-4	3	13	2	2	0	1	37
Howard, Matt, f	5-9	0-1	2-4	4-2-6	2	12	1	2	3	2	30
Hayward, Gordon, g	6-11	4-5	6-7	5-9-14	1	22	3	4	0	1	38
Mack, Shelvin, g	5-10	1-3	3-5	1-3-4	3	14	2	3	0	1	28
Nored, Ronald, g	0-1	0-1	2-2	0-0-0	3	2	3	1	0	1	34
Vanzant, Shawn	1-4	1-4	0-0	0-1-1	2	3	0	0	0	0	10
Hahn, Zach	1-1	1-1	0-0	0-0-0	2	3	0	1	0	0	10
Jukes, Avery	0-2	0-1	0-0	0-2-2	0	0	0	1	0	0	11
Butcher, Garrett	0-1	0-1	0-0	0-0-0	1	0	1	0	0	0	2
Team				1-2-3							
Totals	23-49	8-22	15-22	13-21-34	17	69	12	14	3	6	200
	(.469)	(.364)	(.682)								

Xavier	32	36	68
Butler	39	30	69

Deadball Rebounds: Xavier 2, Butler 5 **Technical Fouls:** None
Officials: DJ Carstensen, Sid Rodeheffer, Bo Borowski
Attendance: 9,114

#22/20 BUTLER 74, #13/15 OHIO STATE 66

December 12, 2009

Hinkle Fieldhouse - Indianapolis, Ind.

OHIO STATE	FG	3FG	FT	REB	PF	TP	A	TO	BLK	S	MIN
Lighty, David, f	6-14	1-4	3-6	3-4-7	2	16	3	3	1	0	38
Lauderdale, Dallas, f	6-7	0-0	0-3	1-3-4	4	12	0	0	2	2	29
Hill, P.J, g	0-1	0-1	0-0	0-1-1	1	0	1	1	0	0	14
Diebler, Jon, g	2-7	1-4	2-2	0-5-5	4	7	0	1	1	0	40
Buford, William, g	7-12	0-1	6-7	1-6-7	2	20	3	4	1	2	40
Simmons, Jeremie	4-10	3-7	0-0	0-2-2	4	11	5	1	0	0	26
Madsen, Kyle	0-0	0-0	0-0	0-1-1	2	0	0	0	3	0	13
Team				0-0-0							
Totals	25-51	5-17	11-18	5-22-27	19	66	12	10	8	4	200
	(.490)	(.294)	(.611)								

BUTLER	FG	3FG	FT	REB	PF	TP	A	TO	BLK	S	MIN
Veasley, Willie, f	4-9	3-5	4-5	4-6-10	3	15	3	2	1	2	35
Howard, Matt, f	3-12	0-0	7-8	3-3-6	5	13	2	2	0	0	30
Mack, Shelvin, g	4-10	2-6	2-4	1-2-3	2	12	5	2	1	0	30
Nored, Ronald, g	3-5	0-2	2-4	0-4-4	3	8	4	1	0	3	33
Hayward, Gordon, g	9-16	3-6	3-3	4-4-8	2	24	0	3	0	0	39
Vanzant, Shawn	0-0	0-0	0-0	0-1-1	1	0	2	0	0	0	9
Hahn, Zach	1-4	0-2	0-0	0-0-0	0	2	1	0	0	0	16
Jukes, Avery	0-1	0-0	0-0	0-0-0	1	0	0	0	0	0	6
Butcher, Garrett	0-0	0-0	0-0	0-1-1	1	0	0	0	0	0	2
Team				3-4-7							
Totals	24-57	8-21	18-24	15-25-40	18	74	17	10	2	5	200
	(.421)	(.381)	(.750)								

Ohio State	36	30	66
Butler	34	40	74

Deadball Rebounds: Ohio State 2, Butler 3 **Technical Fouls:** None
Officials: Steve Skiles, Todd Williams, Peter Juzenas
Attendance: 9,338

UAB 67, #21/17 BUTLER 57

December 22, 2009

Bartow Arena - Birmingham, Ala.

BUTLER	FG	3FG	FT	REB	PF	TP	A	TO	BLK	S	MIN
Veasley, Willie, f	3-6	2-3	2-2	0-0-0	5	10	1	3	0	3	23
Howard, Matt, f	3-8	0-0	0-0	1-1-2	5	6	1	1	2	0	24
Mack, Shelvin, g	5-14	1-5	0-1	0-7-7	2	11	3	3	0	1	37
Nored, Ronald, g	1-7	0-3	6-6	1-1-2	3	8	2	1	0	0	33
Hayward, Gordon, g	4-12	0-4	4-4	3-12-15	2	12	2	1	1	1	39
Vanzant, Shawn	0-1	0-1	0-0	0-1-1	0	0	0	0	0	0	7
Hahn, Zach	1-2	1-2	0-0	0-0-0	0	3	0	0	0	0	11
Leiendecker, Grant	0-0	0-0	0-0	0-0-0	0	0	0	0	0	0	0+
Jukes, Avery	2-4	1-2	0-0	0-0-0	4	5	0	0	0	0	18
Butcher, Garrett	0-1	0-0	0-0	0-1-1	1	0	0	0	0	0	5
Smith, Andrew	0-1	0-0	2-4	1-0-1	1	2	0	0	0	0	3
Team				1-3-4							
Totals	19-56	5-20	14-17	7-26-33	23	57	9	9	3	5	200
	(.339)	(.250)	(.824)								

UAB	FG	3FG	FT	REB	PF	TP	A	TO	BLK	S	MIN
Crawford, Howard, f	3-11	0-0	2-3	2-6-8	3	8	1	4	0	0	24
Johnson, Aaron, g	4-10	2-4	2-3	1-9-10	4	12	5	3	0	2	40
Sanders, Jamarr, g	7-10	3-4	1-3	0-6-6	0	18	5	2	0	0	38
Millsap, Elijah, g	3-7	0-1	5-8	1-3-4	4	11	0	2	0	4	24
Drake, George, g	1-5	1-3	2-2	0-2-2	4	5	1	1	1	0	30
Cooper, Kenneth	4-5	0-1	3-6	1-1-2	1	11	0	0	0	0	21
Moore, Cameron	0-1	0-0	0-0	1-5-6	2	0	0	2	0	0	14
Fields, Dexter	1-3	0-2	0-0	0-0-0	3	2	0	0	0	0	9
Team				3-0-3		</					

2009-10 Box Scores

#23 BUTLER 72, GREEN BAY 49 December 31, 2009 Hinkle Fieldhouse - Indianapolis, Ind.

GREEN BAY	FG	3FG	FT	REB	PF	TP	A	TO	BLK	S	MIN
Berry, Randy, f	1-6	0-0	2-2	2-1-3	4	4	1	2	1	0	21
Smith, Matt, f	2-6	0-2	1-3	1-1-2	1	5	1	0	2	0	24
Perine, Bryquis, g	3-9	1-1	0-0	0-3-3	1	7	3	3	0	1	28
Pearson, Rian, g	5-11	0-0	1-2	1-2-3	2	11	2	1	0	0	29
Cotton, Troy, g	1-7	0-1	2-2	2-1-3	4	4	1	4	0	2	28
Snyder, Troy	0-3	0-0	0-0	1-0-1	1	0	0	0	0	0	14
Evans, Seth	3-3	3-3	1-2	0-1-1	3	10	1	2	0	2	27
LeSage, Greg	0-0	0-0	3-6	1-0-1	1	3	0	1	0	0	10
Nelson, Pat	2-3	0-0	1-2	2-2-4	3	5	1	2	3	0	19
Team				1-0-1							1
Totals	17-48 (.354)	4-7 (.571)	11-19 (.579)	11-11-22	20	49	10	15	6	5	200

BUTLER	FG	3FG	FT	REB	PF	TP	A	TO	BLK	S	MIN
Veasley, Willie, f	4-8	0-3	2-4	2-5-7	2	10	0	3	0	4	28
Howard, Matt, f	1-1	0-0	5-6	1-4-5	3	7	2	1	1	1	16
Mack, Shelvin, g	6-12	0-2	2-3	2-0-2	2	14	3	0	0	1	30
Nored, Ronald, g	2-6	0-0	0-1	2-2-4	1	4	3	0	0	3	30
Hayward, Gordon, g	5-11	3-7	0-0	4-2-6	2	13	1	1	2	0	30
Vanzant, Shawn	0-1	0-1	0-0	0-0-0	0	0	0	0	0	1	8
Hahn, Zach	2-6	1-3	0-0	1-0-1	2	5	1	3	0	0	21
Anglin, Alex	0-0	0-0	0-0	0-0-0	1	0	0	0	0	0	2
Rodgers, Nick	1-1	1-1	0-0	0-0-0	1	3	0	1	0	0	2
Leiendecker, Grant	0-0	0-0	2-2	0-0-0	0	2	1	1	0	0	3
Jukes, Avery	2-3	1-2	2-2	0-1-1	1	7	0	0	0	0	11
Kampen, Emerson	0-0	0-0	0-0	0-1-1	1	0	0	0	0	0	2
Butcher, Garrett	0-2	0-1	0-0	0-1-1	1	0	0	0	0	0	4
Stigall, Chase	0-1	0-1	1-2	0-0-0	0	1	0	0	0	0	2
Smith, Andrew	3-4	0-0	0-0	4-4-8	3	6	0	1	1	0	11
Team				2-1-3							1
Totals	26-56 (.464)	6-21 (.286)	14-20 (.700)	18-21-39	20	72	11	11	4	10	200

Green Bay	27	22	49
Butler	35	37	72

Deadball Rebounds: Green Bay 10, Butler 4 **Technical Fouls:** None
Officials: James Breeding, Bo Borowski, Bert Smith
Attendance: 6,754

#24 BUTLER 77, WRIGHT STATE 65 January 8, 2010 Nutter Center - Dayton, Ohio

BUTLER	FG	3FG	FT	REB	PF	TP	A	TO	BLK	S	MIN
Veasley, Willie, f	5-6	2-3	0-0	1-4-5	5	12	1	1	1	0	36
Howard, Matt, f	4-9	0-0	2-2	3-1-4	2	10	0	1	0	0	34
Mack, Shelvin, g	7-13	3-8	4-4	0-3-3	1	21	3	5	0	2	32
Nored, Ronald, g	1-6	0-2	4-4	0-2-2	4	6	6	1	0	0	29
Hayward, Gordon, g	3-5	1-1	13-14	1-8-9	3	20	3	3	0	1	31
Vanzant, Shawn	0-1	0-0	0-0	0-0-0	1	0	1	1	0	0	10
Hahn, Zach	3-4	2-2	0-0	0-3-3	0	8	0	1	0	0	16
Jukes, Avery	0-1	0-0	0-0	0-0-0	3	0	1	1	0	0	5
Butcher, Garrett	0-0	0-0	0-0	0-0-0	1	0	0	0	0	0	7
Team				3-2-5							1
Totals	23-45 (.511)	8-16 (.500)	23-24 (.958)	8-23-31	20	77	15	15	0	3	200

WRIGHT STATE	FG	3FG	FT	REB	PF	TP	A	TO	BLK	S	MIN
Cooperwood, Cory, f	6-11	0-0	3-5	2-3-5	4	15	1	3	5	0	33
Thomas, Ronnie, f	0-2	0-0	0-0	0-0-0	3	0	0	0	0	0	11
Evans, N'Gai, g	4-9	2-4	0-0	1-2-3	1	10	5	1	0	0	33
Brown, Todd, g	3-8	3-5	9-11	1-3-4	4	18	1	2	0	2	32
Duggins, Vaughn, g	4-6	2-3	3-4	1-1-2	0	13	1	2	0	1	31
Tabler, Troy	0-5	0-2	4-4	0-1-1	2	4	1	1	0	0	24
Land, Cooper	0-1	0-1	2-2	0-1-1	4	2	0	1	0	0	13
Grote, Scott	1-2	0-0	1-2	0-2-2	3	3	0	1	0	3	22
Cartham, Darian	0-0	0-0	0-0	0-0-0	0	0	0	0	0	0	1
Team				0-0-0							0
Totals	18-44 (.409)	7-15 (.467)	22-28 (.786)	5-13-18	21	65	9	11	5	6	200

Butler	37	40	77
Wright State	26	39	65

Deadball Rebounds: Butler 2, Wright State 4 **Technical Fouls:** None
Officials: Curtis Shaw, Rick Hartzell, Bo Boroski
Attendance: 9,674

#23 BUTLER 80, MILWAUKEE 67 January 2, 2010 Hinkle Fieldhouse - Indianapolis, Ind.

MILWAUKEE	FG	3FG	FT	REB	PF	TP	A	TO	BLK	S	MIN
Meier, Tony, f	2-3	1-2	2-2	0-1-1	0	7	1	1	0	0	17
Eayrs, James, f	4-12	0-2	3-3	2-3-5	1	11	3	0	1	0	24
Franklin, Ricky, g	3-8	0-4	0-0	0-3-3	4	6	6	2	0	0	37
Ajami, Jerard, g	0-2	0-0	0-0	0-0-0	3	0	1	0	0	0	12
Boga, Lonnie, g	2-6	1-2	0-1	2-0-2	4	5	0	1	0	0	31
McCallum, Ja'Rob	3-8	1-4	2-2	0-3-3	2	9	0	3	0	0	28
Walker, Riley	2-4	1-2	0-2	1-0-1	3	5	0	0	0	0	8
Souter, Patrick	1-1	0-0	0-0	0-0-0	1	2	0	1	0	0	7
Hill, Anthony	7-10	0-0	4-5	0-5-5	3	18	0	2	0	0	20
Averkamp, Jason	2-2	0-0	0-0	0-2-2	0	4	0	2	1	0	16
Team				1-1-2							1
Totals	26-56 (.464)	4-16 (.250)	11-15 (.733)	6-18-24	21	67	11	12	2	0	200

BUTLER	FG	3FG	FT	REB	PF	TP	A	TO	BLK	S	MIN
Veasley, Willie, f	1-8	0-3	0-0	6-1-7	0	2	1	0	0	1	33
Howard, Matt, f	2-7	0-1	4-6	2-3-5	4	8	1	4	3	0	24
Mack, Shelvin, g	8-14	3-7	6-8	0-2-2	3	25	2	1	0	2	33
Nored, Ronald, g	3-4	1-2	1-4	0-4-4	2	8	2	1	0	0	21
Hayward, Gordon, g	6-7	1-1	3-4	2-8-10	5	16	1	1	0	0	26
Vanzant, Shawn	2-4	0-0	8-8	0-2-2	0	12	3	0	0	0	22
Hahn, Zach	2-7	1-5	0-0	1-4-5	2	5	2	1	0	0	21
Jukes, Avery	1-2	1-1	1-2	0-0-0	3	4	0	1	1	0	7
Butcher, Garrett	0-1	0-1	0-0	0-0-0	0	0	0	0	0	0	5
Smith, Andrew	0-0	0-0	0-0	0-1-1	0	0	0	0	0	0	8
Team				1-1-2							1
Totals	25-54 (.463)	7-21 (.333)	23-32 (.719)	12-26-38	19	80	12	9	4	3	200

Milwaukee	28	39	67
Butler	37	43	80

Deadball Rebounds: Milwaukee 2, Butler 8 **Technical Fouls:** None
Officials: Brad Gaston, Todd Williams, Tim Fogarty
Attendance: 6,151

#24 BUTLER 64, DETROIT 62 (OT) January 10, 2010 Calihan Hall - Detroit, Mich.

BUTLER	FG	3FG	FT	REB	PF	TP	A	TO	BLK	S	MIN
Veasley, Willie, f	4-7	1-2	1-2	1-1-2	3	10	0	1	0	0	28
Howard, Matt, f	4-5	0-0	2-2	1-3-4	2	10	2	0	0	1	43
Mack, Shelvin, g	4-14	1-4	1-2	1-0-1	1	10	4	2	0	3	32
Nored, Ronald, g	1-6	0-2	5-6	2-2-4	2	7	4	4	0	2	31
Hayward, Gordon, g	6-11	2-6	3-6	1-6-7	2	17	0	4	2	2	40
Vanzant, Shawn	1-5	1-4	0-0	0-0-0	1	3	1	0	1	0	14
Hahn, Zach	1-2	1-2	2-2	0-1-1	0	5	0	0	0	0	16
Leiendecker, Grant	0-1	0-1	0-0	0-0-0	0	0	0	0	0	0	0+
Jukes, Avery	1-2	0-0	0-0	0-5-5	3	2	0	0	0	0	12
Butcher, Garrett	0-0	0-0	0-0	0-0-0	0	0	0	0	0	0	5
Smith, Andrew	0-0	0-0	0-0	0-0-0	0	0	0	0	0	0	2
Team				2-2-4							2
Totals	22-53 (.415)	6-21 (.286)	14-20 (.700)	8-20-28	14	64	11	13	4	8	225

DETROIT	FG	3FG	FT	REB	PF	TP	A	TO	BLK	S	MIN
Keeling, Xavier, f	5-14	0-3	4-6	5-4-9	4	14	1	4	0	1	44
Kennedy, Thomas, f	5-10	1-4	1-2	0-2-2	3	12	1	1	0	0	41
Holman, Eli, c	2-7	0-0	1-2	2-3-5	5	5	1	1	3	0	20
Simon, Chase, g	8-17	3-4	4-4	2-4-6	0	23	2	4	0	1	39
Payne, Woody, g	2-4	0-1	2-2	0-6-6	3	6	3	3	2	4	36
Lee, Lamar	0-0	0-0	0-0	0-0-0	0	0	1	0	0	0	4
Foster, Donovan	0-2	0-0	0-0	0-1-1	0	0	1	0	0	0	13
Stephens, Eulis	0-1	0-0	0-0	1-0-1	0	0	0	0	0	0	3
Blue, Eugene	1-3	0-0	0-0	1-2-3	4	2	2	0	0	0	

2009-10 Box Scores

#22 BUTLER 64, CLEVELAND STATE 55

January 14, 2010
Hinkle Fieldhouse - Indianapolis, Ind.

CLEVELAND STATE	FG	3FG	FT	REB	PF	TP	A	TO	BLK	S	MIN
Pogue, Aaron, f	2-5	0-0	2-3	3-3-6	3	6	1	5	0	0	30
Harmon, Trevon, g	4-9	2-7	2-2	0-0-0	2	12	0	3	0	1	37
Montgomery, Jeremy, g	8-13	6-9	0-0	0-2-2	4	22	1	2	0	0	34
Cole, Norris, g	4-10	1-3	2-2	0-5-5	2	11	2	4	0	1	35
Brown, D'Aundray, g	2-7	0-1	0-0	2-4-6	3	4	2	3	0	1	37
Wells, Anthony	0-0	0-0	0-0	0-1-1	1	0	0	0	0	0	8
Woods, Charlie	0-0	0-0	0-0	0-0-0	1	0	0	0	0	0	6
Cunningham, Jared	0-1	0-1	0-0	0-2-2	2	0	0	0	0	1	9
Kamczyk, Tim	0-1	0-0	0-0	0-1-1	1	0	1	0	0	0	4
Team				2-0-2							
Totals	20-46	9-21	6-7	7-18-25	19	55	7	17	0	4	200
	(.435)	(.429)	(.857)								

BUTLER	FG	3FG	FT	REB	PF	TP	A	TO	BLK	S	MIN
Veasley, Willie, f	6-9	2-4	2-3	1-0-1	2	16	0	3	1	2	36
Howard, Matt, f	1-5	0-0	4-6	1-7-8	2	6	1	4	1	1	31
Mack, Shelvin, g	6-8	1-1	2-2	0-4-4	2	15	4	0	0	3	32
Nored, Ronald, g	4-9	1-2	2-4	1-0-1	4	11	5	2	1	3	34
Hayward, Gordon, g	2-3	0-0	4-6	1-3-4	1	8	2	2	1	2	30
Vanzant, Shawn	2-2	1-1	0-0	0-1-1	1	5	1	0	1	0	17
Hahn, Zach	1-1	1-1	0-0	0-0-0	1	3	0	0	0	0	8
Jukes, Avery	0-4	0-1	0-0	0-3-3	1	0	0	0	0	0	9
Butcher, Garrett	0-0	0-0	0-0	0-0-0	0	0	0	0	0	0	3
Team				0-2-2							
Totals	22-41	6-10	14-21	4-20-24	14	64	13	12	5	11	200
	(.537)	(.600)	(.667)								

Cleveland State	31	24	55
Butler	30	34	64

Deadball Rebounds: Cleveland State 0, Butler 4 **Technical Fouls:** None
Officials: Patrick Adams, Bert Smith, John Gaffney
Attendance: 5,383

#20 BUTLER 48, LOYOLA 47

January 21, 2010
Joseph J. Gentile Center - Chicago, Ill.

BUTLER	FG	3FG	FT	REB	PF	TP	A	TO	BLK	S	MIN
Veasley, Willie, f	3-5	0-1	1-2	2-3-5	2	7	0	3	0	2	35
Howard, Matt, f	3-8	0-0	0-0	3-3-6	3	6	1	1	1	2	32
Mack, Shelvin, g	5-12	1-6	1-2	0-2-2	2	12	1	2	0	0	33
Nored, Ronald, g	1-6	0-1	1-2	1-4-5	4	3	4	0	0	3	32
Hayward, Gordon, g	5-13	1-5	1-2	2-3-5	2	12	0	3	0	2	35
Vanzant, Shawn	0-1	0-1	0-0	0-1-1	0	0	1	0	0	0	11
Hahn, Zach	1-5	1-5	0-0	0-0-0	1	3	0	0	0	0	14
Jukes, Avery	2-6	0-1	1-2	3-1-4	2	5	1	0	2	0	16
Butcher, Garrett	0-0	0-0	0-0	0-0-0	0	0	0	0	0	0	3
Team				3-1-4							
Totals	20-56	3-20	5-10	12-17-29	18	48	8	8	5	9	200
	(.357)	(.150)	(.500)								

LOYOLA	FG	3FG	FT	REB	PF	TP	A	TO	BLK	S	MIN
Averkamp, Ben, f	0-1	0-0	0-0	0-1-1	0	0	0	0	3	1	14
Polka, Andy, f	1-5	0-0	3-5	4-9-13	1	5	3	3	1	0	31
Stanley, Courtney, g	1-6	0-2	3-5	0-1-1	2	5	4	6	0	0	37
Hill, Terrance, g	5-13	2-4	0-0	2-6-8	3	12	1	2	1	0	35
McCammom, Geoff, g	1-4	0-0	0-0	0-0-0	2	2	0	0	1	0	21
Hicks, Jordan	2-4	0-0	2-2	4-0-4	3	6	0	1	0	1	18
Thomas, Marcus	1-2	1-2	0-0	0-2-2	0	3	0	0	0	0	10
Sterling, Ryan	0-1	0-1	0-0	0-1-1	0	0	0	0	0	0	5
Gibler, Walt	5-11	0-0	4-4	4-5-9	3	14	0	4	1	0	29
Team				2-1-3							
Totals	16-47	3-9	12-16	16-26-42	14	47	8	17	7	2	200
	(.340)	(.333)	(.750)								

Butler	30	18	48
Loyola	26	21	47

Deadball Rebounds: Butler 3, Loyola 2 **Technical Fouls:** None
Officials: Tom O'Neill, Bo Boroski, Glenn Mayborg
Attendance: 4,372

#22 BUTLER 91, YOUNGSTOWN STATE 61

January 16, 2010
Hinkle Fieldhouse - Indianapolis, Ind.

YOUNGSTOWN STATE	FG	3FG	FT	REB	PF	TP	A	TO	BLK	S	MIN
Martin, Sirlester, f	9-15	2-3	3-4	2-3-5	3	23	1	1	0	0	30
Blocker, Dallas, f	2-2	0-0	0-0	0-3-3	5	4	3	3	1	1	22
Mays, DeAndre, g	2-6	1-3	2-2	0-1-1	2	7	1	4	0	0	31
Cooksey, Vance, g	1-3	0-2	0-1	0-0-0	1	2	1	2	0	0	11
Bright, Kelvin, g	4-7	0-1	2-2	0-3-3	1	10	1	3	0	2	25
Ward, Ashen	2-7	0-4	3-6	2-1-3	1	7	1	2	0	0	28
Rebillot, Zack	1-2	0-0	0-0	0-2-2	1	2	0	0	1	0	14
D'Haiti, Eddie	0-2	0-0	1-2	0-2-2	2	1	0	1	1	0	6
Boulder, Dan	0-0	0-0	0-0	0-0-0	2	0	1	1	0	0	8
Sulskis, Vyatas	2-6	1-3	0-0	1-2-3	3	5	1	1	0	0	25
Team				0-0-0							
Totals	23-50	4-16	11-17	5-17-22	21	61	10	18	3	3	200
	(.460)	(.250)	(.647)								

BUTLER	FG	3FG	FT	REB	PF	TP	A	TO	BLK	S	MIN
Veasley, Willie, f	5-8	1-3	2-4	3-0-3	2	13	2	1	0	2	26
Howard, Matt, f	6-9	0-0	10-14	2-4-6	3	22	1	1	0	0	25
Mack, Shelvin, g	9-13	5-7	1-1	0-1-1	1	24	2	3	0	3	28
Nored, Ronald, g	1-2	0-0	3-4	1-4-5	2	5	7	1	0	1	26
Hayward, Gordon, g	2-5	1-4	2-4	0-4-4	2	7	3	3	1	1	26
Vanzant, Shawn	0-2	0-0	0-0	0-2-2	2	0	5	0	0	1	14
Hahn, Zach	4-6	4-6	0-0	0-1-1	2	12	0	1	0	0	24
Anglin, Alex	0-0	0-0	0-0	0-0-0	0	0	0	0	0	0	1
Rodgers, Nick	0-0	0-0	0-0	0-0-0	0	0	0	0	0	0	1
Leiendecker, Grant	0-0	0-0	0-0	0-0-0	0	0	0	0	0	1	2
Jukes, Avery	0-1	0-0	0-0	0-0-0	1	0	0	1	0	0	9
Kampen, Emerson	0-0	0-0	0-0	0-0-0	0	0	1	1	0	0	1
Butcher, Garrett	0-2	0-0	0-0	1-2-3	1	0	2	0	0	0	8
Stigall, Chase	1-3	1-2	0-0	0-1-1	0	3	0	0	0	0	3
Smith, Andrew	2-2	0-0	1-2	1-2-3	1	5	0	0	0	0	6
Team				1-1-2							
Totals	30-53	12-22	19-29	9-22-31	17	91	23	13	1	9	200
	(.566)	(.545)	(.655)								

Youngstown State	26	35	61
Butler	49	42	91

Deadball Rebounds: Youngstown State 3, Butler 10 **Technical Fouls:** None
Officials: Lamont Simpson, Willie Jacobson, Anthony Chiazza
Attendance: 7,639

#20 BUTLER 84, UIC 55

January 23, 2010
UIC Pavilion - Chicago, Ill.

BUTLER	FG	3FG	FT	REB	PF	TP	A	TO	BLK	S	MIN
Veasley, Willie, f	4-6	1-2	0-0	0-7-7	1	9	1	2	0	1	26
Howard, Matt, f	2-4	0-1	5-6	2-4-6	2	9	1	1	1	0	27
Mack, Shelvin, g	4-9	1-3	6-6	1-1-2	2	15	6	3	0	3	26
Nored, Ronald, g	1-1	0-0	0-1	0-0-0	3	2	4	1	0	0	19
Hayward, Gordon, g	10-16	2-6	3-4	3-5-8	0	25	2	1	2	2	27
Anglin, Alex	0-0	0-0	0-0	0-0-0	0	0	0	0	0	0	2
Rodgers, Nick	1-1	1-1	0-0	0-0-0	0	3	0	0	0	0	4
Vanzant, Shawn	0-1	0-1	2-2	0-2-2	1	2	2	0	0	1	11
Leiendecker, Grant	1-4	1-2	0-0	0-1-1	0	3	0	0	0	0	5
Jukes, Avery	0-0	0-0	2-2	0-0-0	1	2	1	1	0	0	10
Hahn, Zach	3-4	2-3	0-0	0-1-1	1	8	0	0	0	0	16
Kampen, Emerson	1-1	0-0	0-0	1-0-1	0	2	0	0	0	0	2
Butcher, Garrett	0-1	0-1	0-0	1-1-2	1	0	1	0	0	0	10
Stigall, Chase	1-1	1-1	0-0	0-0-0	0	3	1	0	0	0	7
Smith, Andrew	0-1	0-0	1-2	1-0-1	0	1	1	0	0	0	8
Team				0-3-3							
Totals	28-50	9-21	19-23	9-25-34	12	84	20	9			

2009-10 Box Scores

#18 BUTLER 75, GREEN BAY 57

January 29, 2010

Resch Center - Green Bay, Wis.

BUTLER	FG	3FG	FT	REB	PF	TP	A	TO	BLK	S	MIN
Veasley, Willie, f	5-7	2-3	1-3	3-5-8	5	13	0	4	1	0	34
Howard, Matt, f	8-10	0-0	2-4	0-4-4	4	18	2	0	0	1	20
Mack, Shelvin, g	5-13	0-4	1-2	2-0-2	1	11	8	1	1	2	30
Nored, Ronald, g	1-1	1-1	1-2	1-5-6	4	4	4	2	0	0	26
Hayward, Gordon, g	4-8	1-4	0-0	1-1-2	3	9	3	2	0	0	20
Vanzant, Shawn	1-1	1-1	4-4	0-1-1	1	7	2	1	0	0	22
Hahn, Zach	3-6	3-6	0-0	0-3-3	0	9	0	1	0	1	21
Rodgers, Nick	0-0	0-0	0-0	0-0-0	0	0	0	0	0	0	1
Jukes, Avery	1-3	0-1	0-0	0-0-0	3	2	0	0	0	0	10
Butcher, Garrett	1-1	0-0	0-0	0-3-3	1	2	0	0	0	0	12
Stigall, Chase	0-2	0-32	0-0	0-0-0	1	0	0	0	0	0	3
Smith, Andrew	0-1	0-0	0-0	0-0-0	0	0	0	0	0	0	1
Team				2-1-3							
Totals	29-53 (.547)	8-22 (.364)	9-15 (.600)	9-23-32	23	75	19	11	2	4	200

GREEN BAY	FG	3FG	FT	REB	PF	TP	A	TO	BLK	S	MIN
Pearson, Rian, f	3-6	0-0	0-2	1-1-2	1	6	1	2	1	0	25
Berry, Randy, f	1-4	0-0	2-2	1-5-6	4	4	2	1	0	1	30
Perine, Bryquis, g	2-8	1-3	3-6	0-1-1	0	8	0	5	0	0	32
Cotton, Troy, g	0-2	0-1	0-0	1-1-2	5	0	0	1	0	0	29
Fletcher, Rahmon, g	7-13	2-6	8-8	0-1-1	2	24	3	3	0	2	31
Evans, Seth	3-5	0-1	1-2	1-2-3	1	7	1	0	0	1	22
Barkley, Cordero	1-3	0-2	1-2	0-2-2	1	3	1	0	1	0	11
Smith, Matt	0-2	0-1	3-4	1-3-4	0	3	0	0	0	0	10
Nelson, Pat	1-3	0-0	0-0	1-0-1	1	2	0	0	0	0	10
Team				2-3-5							
Totals	18-46 (.391)	3-14 (.214)	18-26 (.692)	8-19-27	15	57	8	12	2	4	200

Butler	33	42	75
Green Bay	29	28	57

Deadball Rebounds: Butler 2, Green Bay 5 **Technical Fouls:** None
Officials: Rick Hartzell, Lamar Simpson, Brad Gaston
Attendance: 6,237

#23/#15 BUTLER 63, DETROIT 58

February 4, 2010

Hinkle Fieldhouse - Indianapolis, Ind.

DETROIT	FG	3FG	FT	REB	PF	TP	A	TO	BLK	S	MIN
Keeling, Xavier, f	1-6	0-1	3-4	1-1-2	3	5	5	3	0	1	25
Kennedy, Thomas, f	4-9	2-3	2-2	1-3-4	4	12	1	2	0	0	33
Holman, Eli, c	3-5	0-0	0-0	2-3-5	5	6	0	1	2	0	19
Simon, Chase, g	5-16	1-4	4-6	1-3-4	1	15	1	6	0	1	34
Payne, Woody, g	4-8	1-2	0-0	0-0-0	2	9	3	3	0	3	35
Lee, Lamar	0-1	0-1	0-0	0-0-0	1	0	0	0	0	0	4
Eatmon, Curtis	0-0	0-0	0-0	1-2-3	0	0	1	0	0	0	5
Foster, Donovan	0-1	0-1	3-3	0-1-1	3	3	1	0	0	0	13
Stephens, Eulis	3-4	0-0	0-1	2-1-3	0	6	0	0	0	1	18
Blue, Eugene	1-3	0-0	0-2	1-0-1	3	2	0	1	0	0	14
Team				2-0-2							
Totals	21-53 (.396)	4-12 (.333)	12-18 (.667)	11-14-25	22	58	12	16	2	6	200

BUTLER	FG	3FG	FT	REB	PF	TP	A	TO	BLK	S	MIN
Veasley, Willie, f	4-7	0-3	0-0	0-2-2	3	8	2	2	1	0	24
Howard, Matt, f	5-6	0-0	1-3	4-2-6	5	11	2	1	0	2	24
Mack, Shelvin, g	3-7	0-1	2-2	1-6-7	3	8	1	4	0	1	31
Nored, Ronald, g	3-7	0-2	3-4	0-3-3	4	9	5	6	0	2	32
Hayward, Gordon, g	4-7	0-1	10-10	3-7-10	2	18	0	4	1	0	38
Vanzant, Shawn	1-6	1-2	1-2	0-0-0	0	4	0	3	0	1	17
Hahn, Zach	1-3	1-3	0-0	0-1-1	1	3	0	1	0	0	15
Jukes, Avery	1-3	0-1	0-0	1-3-4	4	2	1	0	0	0	15
Butcher, Garrett	0-1	0-0	0-0	0-0-0	0	0	0	0	1	0	4
Team				1-1-2							
Totals	22-47 (.468)	2-13 (.154)	17-21 (.810)	10-25-35	22	63	11	21	3	6	200

Detroit	26	32	58
Butler	30	33	63

Deadball Rebounds: Detroit 6, Butler 2 **Technical Fouls:** None
Officials: Patrick Adams, Gerry Pollard, James Breeding
Attendance: 5,212

#18 BUTLER 73, MILWAUKEE 66

January 31, 2010

U. S. Cellular Arena - Milwaukee, Wis.

BUTLER	FG	3FG	FT	REB	PF	TP	A	TO	BLK	S	MIN
Veasley, Willie, f	2-7	1-5	4-5	1-7-8	1	9	0	1	0	2	37
Howard, Matt, f	3-5	0-0	5-5	2-4-6	5	11	2	0	1	0	23
Mack, Shelvin, g	5-13	1-2	2-4	0-5-5	1	13	1	0	0	0	31
Nored, Ronald, g	5-6	0-1	3-6	2-2-4	3	13	3	0	0	0	31
Hayward, Gordon, g	6-13	0-3	13-16	0-6-6	1	25	1	2	0	3	38
Vanzant, Shawn	1-1	0-0	0-0	0-2-2	2	2	2	1	0	0	14
Hahn, Zach	0-3	0-2	0-0	0-0-0	1	0	0	0	0	1	11
Jukes, Avery	0-0	0-0	0-0	0-0-0	5	0	0	2	0	1	7
Butcher, Garrett	0-0	0-0	0-0	0-1-1	0	0	0	0	0	0	4
Team				0-0-0							
Totals	22-48 (.458)	2-13 (.154)	27-37 (.730)	5-28-33	24	73	9	7	1	7	200

MILWAUKEE	FG	3FG	FT	REB	PF	TP	A	TO	BLK	S	MIN
Hill, Anthony, f	7-12	0-0	7-13	1-7-8	4	21	3	3	1	0	34
Eays, James, f	2-5	1-2	4-4	0-1-1	3	9	2	0	2	0	24
McCallum, Ja'Rob, g	3-10	1-4	0-0	1-1-2	2	7	0	0	0	0	25
Franklin, Ricky, g	2-14	1-7	4-6	2-3-5	2	9	4	2	0	1	39
Ajami, Jerard, g	1-4	0-1	0-2	1-7-8	4	2	0	3	0	0	23
Walker, Riley	1-2	0-0	0-0	1-1-2	3	2	0	0	0	0	7
Souter, Patrick	0-0	0-0	0-0	0-0-0	0	0	0	0	0	0	0
Tyler, Michael	0-0	0-0	0-2	1-2-3	0	0	0	0	0	0	5
Boga, Lonnie	0-0	0-0	0-0	0-2-2	0	0	0	1	0	0	3
Haggerty, Ryan	4-5	0-0	0-1	3-1-4	5	8	2	0	0	0	12
Averkamp, Jason	3-7	1-2	1-1	2-1-3	4	8	2	1	1	0	28
Team				2-0-0							
Totals	23-59 (.390)	4-16 (.250)	16-29 (.552)	14-26-40	27	66	13	10	4	1	200

Butler	34	39	73
Milwaukee	35	31	66

Deadball Rebounds: Butler 6, Milwaukee 6 **Technical Fouls:** None
Officials: Patrick Evans, Kipp Kissinger, Chris Beaver
Attendance: 5,012

#23/#15 BUTLER 74, WRIGHT STATE 62

February 6, 2010

Hinkle Fieldhouse - Indianapolis, Ind.

WRIGHT STATE	FG	3FG	FT	REB	PF	TP	A	TO	BLK	S	MIN
Thomas, Ronnie, f	1-2	0-0	1-2	0-0-0	0	3	1	2	0	0	18
Cooperwood, Cory, f	2-5	0-1	4-4	1-1-2	5	8	0	1	0	1	12
Evans, N'Gai, g	6-12	1-3	1-2	0-0-0	3	14	3	0	0	4	34
Brown, Todd, g	5-11	1-3	0-0	0-2-2	2	11	3	2	0	2	38
Duggins, Vaughn, g	6-11	1-2	5-6	2-2-4	2	18	1	1	1	1	30
Tabler, Troy	1-4	0-1	0-0	1-1-2	2	2	0	2	0	1	25
Land, Cooper	0-1	0-1	0-0	0-2-2	0	0	1	1	0	1	13
Darkwa, Paul	0-1	0-0	0-0	1-0-1	1	0	0	1	0	0	4
Grote, Scott	1-1	1-1	0-0	0-0-0	4	3	0	1	0	0	17
Cartham, Darian	1-1	1-1	0-0	0-1-1	0	3	0	0	0	0	7
Koch, Tyler	0-0	0-0	0-0	0-0-0	0	0	0	0	0	0	2
Team				1-1-2							
Totals	23-49 (.469)	5-13 (.385)	11-14 (.786)	6-10-16	19	62	9	11	1	10	200

BUTLER	FG	3FG	FT	REB	PF	TP	A	TO	BLK	S	MIN
Veasley, Willie, f	9-9	1-1	0-0	0-3-3	1	19	1	2	0	0	37
Howard, Matt, f	3-5	0-0	6-7	1-4-5	4	12	0	1	1	0	16
Mack, Shelvin, g	5-9	0-1	0-0	0-2-2	0	10	1	2	0	1	31
Nored, Ronald, g	1-3	0-2	1-2	0-0-0	4	3	8	7	0	1	33
Hayward, Gordon, g	4-8	0-3	3-3	0-6-6	1	11	3	3	0	2	39
Vanzant, Shawn	1-2	0-1	2-2	0-0-0	3	4	0	1	0	0	13
Hahn, Zach	3-3	2-2	2-2	0-2-2	1	10	0	0	0	0	16
Jukes, Avery	1-1	1-1	2-2	1-1-2	0	5</					

2009-10 Box Scores

#18/#15 BUTLER 62, LOYOLA 47

February 8, 2010
Hinkle Fieldhouse - Indianapolis, Ind.

LOYOLA	FG	3FG	FT	REB	PF	TP	A	TO	BLK	S	MIN
Averkamp, Ben, f	1-7	0-2	2-2	2-0-2	4	4	1	0	1	0	22
Polka, Andy, f	2-4	0-1	0-0	1-2-3	2	4	1	2	1	1	32
Stanley, Courtney, g	2-8	1-3	3-4	0-5-5	4	8	3	3	0	1	37
Hill, Terrance, g	3-7	0-1	2-2	2-5-7	2	8	2	4	0	1	36
McCammon, Geoff, g	4-9	0-3	1-5	0-5-5	0	9	0	2	0	0	30
Adams, Shaun	0-0	0-0	0-0	1-1-2	0	0	0	0	0	0	4
Thomas, Marcus	2-5	1-2	0-0	0-2-2	0	5	0	0	0	0	13
Winborne, Charles	0-0	0-0	0-0	0-0-0	0	0	0	0	0	0	1
Sterling, Ryan	0-2	0-1	0-0	0-0-0	1	0	0	0	0	0	3
Gibler, Walt	4-9	0-2	1-1	1-1-2	4	9	0	1	1	3	21
Benkoske, John	0-0	0-0	0-0	0-0-0	0	0	0	0	0	0	1
Team				0-1-1							
Totals	18-51	2-15	9-14	7-22-29	17	47	7	12	3	6	200
	(.353)	(.133)	(.643)								

BUTLER	FG	3FG	FT	REB	PF	TP	A	TO	BLK	S	MIN
Veasley, Willie, f	5-7	2-3	0-0	2-6-8	2	12	0	2	0	0	25
Howard, Matt, f	4-8	0-0	12-14	1-3-4	4	20	2	2	0	0	27
Mack, Shelvin, g	2-8	1-4	0-0	0-4-4	3	5	3	2	0	0	29
Nored, Ronald, g	1-7	0-2	0-0	1-3-4	2	2	2	1	0	0	29
Hayward, Gordon, g	4-11	0-6	0-0	1-6-7	1	8	3	0	1	1	31
Vanzant, Shawn	0-1	0-1	4-4	2-2-4	1	4	1	1	0	0	20
Hahn, Zach	2-3	2-3	0-0	0-0-0	0	6	0	2	0	0	11
Anglin, Alex	0-0	0-0	0-0	0-0-0	0	0	0	0	0	0	0+
Rodgers, Nick	0-1	0-0	0-0	0-0-0	0	0	0	0	0	0	0+
Leiendecker, Grant	0-0	0-0	0-0	1-0-1	0	0	0	0	0	0	1
Jukes, Avery	0-1	0-1	0-0	0-1-1	0	0	0	0	0	0	7
Kampen, Emerson	0-0	0-0	0-0	0-0-0	0	0	0	0	0	0	0+
Butcher, Garrett	1-5	0-0	0-0	2-0-2	2	2	1	0	0	0	6
Stigall, Chase	1-2	1-2	0-0	1-0-1	0	3	0	0	0	0	5
Smith, Andrew	0-1	0-0	0-0	0-0-0	0	0	0	0	1	0	9
Team				1-1-2							
Totals	20-55	6-22	16-18	12-26-38	15	62	12	10	2	1	200
	(.364)	(.273)	(.889)								

Loyola	26	21	47
Butler	24	38	62

Deadball Rebounds: Loyola 4, Butler 4 **Technical Fouls:** None
Officials: Curtis Shaw, Rick Hartzell, Mike Sanzere
Attendance: 5,231

#18/#15 BUTLER 68, YOUNGSTOWN STATE 57

February 11, 2010
Beeghly Center - Youngstown, Ohio

BUTLER	FG	3FG	FT	REB	PF	TP	A	TO	BLK	S	MIN
Veasley, Willie, f	3-5	2-4	2-4	0-3-3	4	10	1	3	2	0	34
Howard, Matt, f	4-9	1-1	2-4	2-2-4	4	11	0	3	0	0	29
Mack, Shelvin, g	3-6	1-2	0-0	0-2-2	2	7	7	1	0	2	33
Nored, Ronald, g	3-3	0-0	2-4	0-1-1	3	8	4	3	1	1	29
Hayward, Gordon, g	6-10	2-5	8-9	1-16-17	2	22	1	3	2	0	36
Vanzant, Shawn	1-1	0-0	0-0	0-0-0	1	2	0	2	0	0	5
Hahn, Zach	3-5	2-4	0-0	0-1-1	1	8	1	0	0	0	20
Anglin, Alex	0-0	0-0	0-0	0-0-0	0	0	0	0	0	0	0+
Rodgers, Nick	0-0	0-0	0-0	0-0-0	0	0	0	0	0	0	0+
Leiendecker, Grant	0-0	0-0	0-0	0-0-0	2	0	0	1	0	0	1
Jukes, Avery	0-0	0-0	0-0	0-0-0	0	0	0	0	0	0	2
Butcher, Garrett	0-0	0-0	0-0	0-0-0	2	0	0	1	0	1	7
Stigall, Chase	0-1	0-0	0-0	0-0-0	1	0	0	1	0	0	3
Smith, Andrew	0-1	0-0	0-0	0-0-0	0	0	0	0	0	0	1
Team				3-0-3							
Totals	23-41	8-16	14-21	6-25-31	22	68	14	18	5	4	200
	(.561)	(.500)	(.667)								

YOUNGSTOWN STATE	FG	3FG	FT	REB	PF	TP	A	TO	BLK	S	MIN
Blocker, Dallas, f	3-4	0-0	1-2	1-0-1	3	7	0	1	1	0	17
Sulskis, Vytas, f	4-11	3-5	3-4	1-0-1	2	14	1	4	0	0	32
Mays, DeAndre, g	8-17	2-5	0-2	0-3-3	2	18	1	0	1	0	34
Bright, Kelvin, g	2-2	1-1	1-2	2-2-4	1	6	1	1	1	0	19
Ward, Ashen, g	0-4	0-3	0-0	0-3-3	3	0	4	1	0	1	35
Cooksey, Vance	2-5	1-1	6-8	0-2-2	3	11	4	3	0	4	28
Martin, Sirlister	0-3	0-1	0-0	1-2-3	2	0	1	2	0	0	15
D'Haiti, Eddie	0-1	0-0	0-0	0-1-1	4	0	0	0	2	0	11
Boulder, Dan	0-0	0-0	1-2	0-1-1	1	1	0	0	0	1	9
Timko, Andy	0-0	0-0	0-0	0-0-0	0	0	0	0	0	0	0+
Team				1-0-1							
Totals	19-47	7-16	12-20	6-14-20	21	57	12	12	5	6	200
	(.404)	(.438)	(.600)								

Butler	31	37	68
Youngstown State	30	27	57

Deadball Rebounds: Butler 4, Youngstown State 6 **Technical Fouls:** None
Officials: Brad Gaston, Bert Smith, Sid Rodeheffer
Attendance: 4,122

#18/#15 BUTLER 70, CLEVELAND STATE 59

February 13, 2010
Wolstein Center - Cleveland, Ohio

BUTLER	FG	3FG	FT	REB	PF	TP	A	TO	BLK	S	MIN
Veasley, Willie, f	1-8	1-5	4-4	2-5-7	3	7	1	2	0	1	35
Howard, Matt, f	7-15	0-0	7-8	7-6-13	3	21	3	1	0	0	33
Mack, Shelvin, g	3-8	2-4	3-4	0-3-3	3	11	4	4	1	1	33
Nored, Ronald, g	1-2	1-1	5-8	0-1-1	2	8	2	3	1	1	34
Hayward, Gordon, g	7-11	1-3	4-4	3-8-11	3	19	1	0	0	0	35
Vanzant, Shawn	0-2	0-1	2-2	1-4-5	2	2	2	5	0	0	12
Hahn, Zach	0-2	0-2	0-0	0-0-0	1	0	0	1	0	0	10
Jukes, Avery	1-1	0-0	0-0	0-1-1	2	2	0	1	0	0	7
Butcher, Garrett	0-0	0-0	0-0	0-0-0	0	0	0	0	0	0	1
Team				3-2-5							
Totals	20-49	5-16	25-30	16-30-46	19	70	13	17	2	3	200
	(.408)	(.313)	(.833)								

CLEVELAND STATE	FG	3FG	FT	REB	PF	TP	A	TO	BLK	S	MIN
Brown, D'Aundray, f	7-9	0-0	0-0	1-3-4	4	14	0	1	0	4	32
Pogue, Aaron, c	1-2	0-0	1-2	0-3-3	5	3	0	1	0	0	13
Harmon, Trevon, g	2-7	1-5	4-4	2-2-4	3	9	0	1	0	3	28
Montgomery, Jeremy, g	3-9	0-3	5-6	0-0-0	4	11	1	1	0	1	40
Cole, Norris, g	4-14	0-3	9-10	0-2-2	0	17	5	3	0	3	40
Wells, Anthony	1-2	0-0	0-0	0-1-1	1	2	0	0	0	0	12
Woods, Charlie	0-2	0-2	0-0	1-0-1	0	0	0	0	0	0	7
Cunningham, Jared	1-6	0-2	0-0	1-0-1	3	2	1	0	1	0	16
Kamczyk, Tim	0-0	0-0	1-2	0-1-1	2	1	0	0	0	1	7
Latas, Joe	0-0	0-0	0-1	1-2-3	2	0	0	0	0	0	5
Team				1-0-1							
Totals	19-47	7-16	12-20	6-14-20	21	57	12	12	5	6	200
	(.373)	(.067)	(.800)								

Butler	29	41	70
Cleveland State	27	32	59

Deadball Rebounds: Butler 4, Cleveland State 1 **Technical Fouls:** None
Officials: Chris Beaver, Jeffrey Smith, Charles Russell
Attendance: 4,681

#18/#13 BUTLER 73, UIC 55

February 17, 2010
Hinkle Fieldhouse - Indianapolis, Ind.

UIC	FG	3FG	FT	REB	PF	TP	A	TO	BLK	S	MIN
Buttell, Jeremy, f	4-12	1-5	1-2	2-8-10	3	10	0	1	1	0	33
Robbins, K.C., c	2-8	0-0	0-0	1-7-8	3	4	0	1	2	0	23
Kreps, Robo, g	4-12	3-9	4-4	0-2-2	1	15	1	1	0	1	35
Neely, Zavion, g	2-5	1-2	4-6	0-0-0	4	9	1	2	1	1	20
Stewart, Spencer, g	1-4	1-2	0-0	1-7-8	0	3	1	3	0	1	32
Gray, Corey	1-1	1-1	1-2	0-0-0	0	4	0	0	0	0	9
Kelley, Anthony	0-1	0-0	0-0	0-0-0	0	0	0	1	0	0	3
Singh, Dipanjot	0-0	0-0	0-0	0-0-0	0	0	0	0	0	0	1
Harris, Kris	2-5	1-1	0-0	0-1-1	1	5	4	2	0	0	15
Buchanan, Chris	0-2	0-2	4-5	0-2-2	3	4	0	3	0	1	22
Green, Louis	0-1	0-0	0-0	0-3-3	2	0	0	0	1	0	6
Rsul, Arman	0-0	0-0	1-2	0-0-0	0	1	0	0	0	0	1
Team				1-1-2							
Totals	16-51	8-22	15-21	5-31-36	17	55	7	4	5	4	200
	(.314)	(.364)	(.714)								

BUTLER	FG	3FG	FT	REB	PF	TP	A	TO	BLK	S	MIN
Veasley, Willie, f	4-10	1-3	2-2	1-3-4	1	11	1	0	1	0	29
Howard, Matt, f	3-8	0-0	11-11	1-4-5	2	17	1	1	0	0	24
Mack, Shelvin, g	3-10	2-7	0-1	0-6-6	0	8	3	0	0	1	31
Nored, Ronald, g	7-9	0-1	2-2	1-3-4	2	16	4	2	0	2	32
Hayward, Gordon, g	3-9	1-6	4-5	2-9-11	1	11	2	0	1	2	29
Vanzant, Shawn	0-1	0-1	0-0	0-2-2	2	0	4	0	1	1	13
Hahn, Zach	1-4	1-3	0-0	0-0-0	0	3	0	0	0	1	10
Anglin, Alex	0-0	0-0	0-0	0-0-0	1	0	0	0	0	0	1
Rodgers, Nick	0-0	0-0	0-0	0-0-0	0	0	0	0	0	0	1
Leiendecker, Grant	1-3	1-3	0-0	0-0-0	0	3	0	0	0	1	5
Jukes, Avery	0-1	0-0	0-0	0-1-1	1	0	0				

2009-10 Box Scores

#18/#13 BUTLER 70, SIENA 53 February 20, 2010 Hinkle Fieldhouse - Indianapolis, Ind.

SIENA	FG	3FG	FT	REB	PF	TP	A	TO	BLK	S	MIN
Rossiter, Ryan, f	4-8	0-0	2-3	1-8-9	5	10	1	1	1	0	34
Franklin, Alex, f	2-7	0-0	3-6	1-2-3	3	7	1	2	0	0	26
Jackson, Clarence, g	9-15	2-5	4-4	0-5-5	2	24	1	1	0	2	35
Ubiles, Edwin, g	2-11	0-3	0-0	1-2-3	2	4	2	2	1	0	31
Moore, Ronald, g	0-9	0-5	1-3	2-1-3	1	1	4	3	0	5	35
Anosike, O.D.	2-3	0-0	0-0	3-0-3	3	4	0	1	0	1	15
Griffin, Kyle	0-3	0-0	0-0	0-0-0	1	0	1	1	0	0	9
Martens, Davis	0-0	0-0	0-0	0-1-1	0	0	0	0	0	0	1
Wignot, Owen	0-1	0-0	0-0	1-1-2	1	0	0	0	2	0	12
Breedon, Jonathan	0-1	0-0	0-0	0-0-0	0	0	0	0	0	0	1
Priestley, Steven	1-1	0-0	1-1	1-0-1	0	3	0	0	0	0	1
Team				1-1-2							
Totals	20-59	2-13	11-17	11-21-32	18	53	10	11	4	8	200
	(.339)	(.154)	(.647)								

BUTLER	FG	3FG	FT	REB	PF	TP	A	TO	BLK	S	MIN
Jukes, Avery, f	2-4	2-4	3-4	1-0-1	1	9	0	1	1	0	24
Howard, Matt, f	4-6	0-0	0-0	0-1-1	4	8	0	4	0	0	19
Mack, Shelvin, g	8-14	3-7	4-5	1-5-6	2	23	0	2	0	1	35
Rodgers, Nick, g	0-0	0-0	0-0	0-0-0	1	0	1	0	0	0	1
Hayward, Gordon, g	6-13	2-5	1-2	1-11-12	4	15	4	4	2	0	39
Vanzant, Shawn	0-1	0-1	0-0	0-5-5	3	0	1	3	0	2	16
Hahn, Zach	2-4	2-3	0-0	0-2-2	1	6	2	0	0	0	23
Nored, Ronald	3-5	0-0	2-3	1-1-2	2	8	6	2	1	2	33
Butcher, Garrett	0-1	0-0	1-2	0-1-1	1	1	0	0	0	0	10
Team				2-3-5							
Totals	25-48	9-20	11-16	6-29-35	19	70	14	16	4	5	200
	(.521)	(.450)	(.688)								

Siena	31	22	53
Butler	28	42	70

Deadball Rebounds: Siena 4, Butler 2 **Technical Fouls:** None
Officials: John Hughes, Paul Faia, Gary Tracy
Attendance: 9,111

#12/#11 BUTLER 68, MILWAUKEE 59 Horizon League Tournament - March 6, 2010 Hinkle Fieldhouse - Indianapolis, Ind.

MILWAUKEE	FG	3FG	FT	REB	PF	TP	A	TO	BLK	S	MIN
Hill, Anthony, f	5-10	0-0	5-7	1-3-4	5	15	0	1	0	0	23
Haggerty, Ryan, f	0-2	0-1	0-0	0-0-0	2	0	0	0	0	0	12
Eayrs, James, f	4-10	2-5	0-0	1-2-3	4	10	0	0	0	1	20
Franklin, Ricky, g	3-10	1-5	2-3	1-6-7	4	9	3	4	0	1	32
Ajami, Jerard, g	1-2	1-2	0-0	1-3-4	5	3	2	1	0	0	26
McCallum, Jai'Rob	2-9	2-7	3-6	0-2-2	3	9	3	0	0	1	28
Walker, Riley	1-1	0-0	0-0	2-1-3	0	2	1	0	0	0	5
Souter, Patrick	0-1	0-0	0-0	0-0-0	0	0	3	1	0	0	7
Meier, Tony	0-0	0-0	0-0	0-1-1	0	0	0	0	0	0	3
Boga, Lonnie	2-7	0-4	1-3	0-1-1	1	5	0	0	0	0	20
Porte, Burleigh	1-1	0-0	0-0	0-0-0	0	2	0	0	0	0	0+
Averkamp, Jason	2-2	0-0	0-1	1-4-5	4	4	1	1	0	1	24
Team				1-2-3							
Totals	21-55	6-24	11-20	8-25-33	28	59	13	8	0	4	200
	(.382)	(.250)	(.550)								

BUTLER	FG	3FG	FT	REB	PF	TP	A	TO	BLK	S	MIN
Veasley, Willie, f	4-9	3-7	0-0	0-6-6	4	11	1	2	0	1	35
Howard, Matt, f	5-7	0-0	8-10	0-4-4	4	18	0	1	0	0	27
Mack, Shelvin, g	5-12	0-4	2-2	0-2-2	3	12	2	0	0	0	30
Nored, Ronald, g	3-4	0-0	7-9	1-7-8	2	13	2	2	0	2	36
Hayward, Gordon, g	4-6	0-2	4-7	2-11-13	3	10	2	2	1	1	37
Vanzant, Shawn	0-2	0-1	0-0	0-0-0	2	0	0	0	0	0	14
Hahn, Zach	1-4	1-4	0-0	0-0-0	0	3	1	0	0	0	10
Anglin, Alex	0-0	0-0	0-0	0-0-0	0	0	0	0	0	0	0+
Jukes, Avery	0-0	0-0	1-4	0-0-0	3	1	1	0	0	0	10
Butcher, Garrett	0-0	0-0	0-0	0-0-0	0	0	0	0	0	0	1
Team				0-2-2							
Totals	21-44	4-18	22-32	3-32-35	21	68	9	7	1	4	200
	(.477)	(.222)	(.688)								

Milwaukee	29	30	59
Butler	28	40	68

Deadball Rebounds: Milwaukee 1, Butler 7 **Technical Fouls:** None
Officials: Chris Beaver, Todd Williams, Brad Gaston
Attendance: 6,327

#15/#10 BUTLER 74, VALPARAISO 69 February 26, 2010 Athletics-Recreation Center - Valparaiso, Ind.

BUTLER	FG	3FG	FT	REB	PF	TP	A	TO	BLK	S	MIN
Veasley, Willie, f	7-12	4-6	2-4	2-4-6	2	20	0	4	1	0	36
Howard, Matt, f	4-10	0-0	9-10	2-5-7	4	17	0	1	0	0	27
Mack, Shelvin, g	6-11	3-5	1-2	1-4-5	3	16	2	2	0	3	33
Hahn, Zach, g	2-5	2-5	0-0	0-2-2	1	6	2	1	0	1	33
Nored, Ronald, g	0-4	0-1	6-9	0-5-5	4	6	5	5	0	3	31
Vanzant, Shawn	1-6	0-2	1-4	2-7-9	2	3	5	1	2	1	23
Jukes, Avery	2-3	0-0	0-0	1-0-1	2	4	0	0	0	0	8
Butcher, Garrett	0-0	0-0	0-0	1-0-1	1	0	0	0	0	0	2
Stigall, Chase	0-0	0-0	0-0	0-0-0	0	0	0	0	0	0	2
Smith, Andrew	1-1	0-0	0-0	1-0-1	1	2	0	1	0	0	5
Team				1-0-1							
Totals	23-52	9-19	19-29	11-27-38	20	74	14	15	3	8	200
	(.442)	(.474)	(.655)								

VALPARAISO	FG	3FG	FT	REB	PF	TP	A	TO	BLK	S	MIN
Rogers, Michael, f	0-4	0-4	0-0	1-4-5	4	0	3	0	0	2	21
Johnson, Cory, f	9-17	1-3	9-10	4-6-10	4	28	1	3	0	0	35
McPherson, Brandon, g	4-7	0-3	6-10	0-2-2	4	14	1	4	0	3	33
Little, Howard, g	3-5	0-2	0-0	1-1-2	4	6	1	3	0	1	24
Wood, Brandon, g	2-9	0-4	0-0	1-3-4	2	4	0	1	0	1	32
Witt, Cameron	0-1	0-0	0-0	0-0-0	1	0	0	1	0	0	2
Kurth, Tommy	0-0	0-0	0-0	0-0-0	0	0	0	0	0	0	2
Kenney, Matt	3-7	2-3	0-0	1-3-4	2	8	3	2	2	1	29
Milosevic, Milos	0-0	0-0	0-0	0-0-0	0	0	0	0	0	0	2
Broekhoff, Ryan	2-9	1-6	4-4	2-2-4	2	9	1	0	0	1	20
Team				3-2-5							
Totals	23-59	4-25	19-24	13-23-36	23	69	10	14	2	9	200
	(.390)	(.160)	(.792)								

Butler	30	44	74
Valparaiso	31	38	69

Deadball Rebounds: Butler 5, Valparaiso 1 **Technical Fouls:** None
Officials: Rick Hartzell, Tom O'Neill, Bo Boroski
Attendance: 5,266

#12 BUTLER 70, WRIGHT STATE 45 Horizon League Tournament - March 9, 2010 Hinkle Fieldhouse - Indianapolis, Ind.

WRIGHT STATE	FG	3FG	FT	REB	PF	TP	A	TO	BLK	S	MIN
Cooperwood, Cory, f	3-9	0-1	3-4	2-3-5	4	9	0	4	0	0	25
Thomas, Ronnie, f	2-4	0-1	0-0	0-2-2	5	4	0	0	0	0	20
Evans, N'Gai, g	6-11	1-5	0-2	3-1-4	1	13	1	4	0	2	32
Brown, Todd, g	0-4	0-3	0-0	0-2-2	3	0	2	3	0	0	30
Duggins, Vaughn, g	4-10	1-4	0-0	1-1-2	0	9	1	1	0	2	37
Tabler, Troy	0-4	0-4	0-0	0-1-1	2	0	1	2	0	1	26
Darkwa, Paul	1-4	0-0	0-0	1-2-3	2	2	0	0	0	0	8
Grote, Scott	2-4	0-0	0-0	2-0-2	0	4	0	0	0	0	12
Cartham, Darian	0-1	0-1	4-4	0-1-1	0	4	0	1	0	0	7
Koch, Tyler	0-1	0-1	0-0	0-1-1	0	0	0	0	0	0	3
Team				3-1-4							
Totals	18-52	2-20	7-10	12-15-27	17	45	5	16	0	5	200
	(.346)	(.100)	(.700)								

BUTLER	FG	3FG	FT	REB	PF	TP	A	TO	BLK	S	MIN
Veasley, Willie, f	4-8	1-3	0-0	0-2-2	2	9	0	2	0	0	34
Howard, Matt, f	6-8	0-0	2-2	3-6-9	1	14	0	1	0	0	25
Mack, Shelvin, g	5-10	4-6	0-0	0-2-2	1	14	1	3	0	0	27
Nored, Ronald, g	2-5	1-1	4-4	0-5-5	3	9	5	2	0	3	30
Hayward, Gordon, g	3-4	0-1	2-2	1-3-4	1	8	1	4	1	2	29
Vanzant, Shawn	0-2	0-2	3-4	0-0-0	2	3	1	1	0	1	16
Hahn, Zach	4-5	3-4	0-0	0-2-2	1	11	4	1	0	0	19
Anglin, Alex	0-0	0-0	0-0	0-1-1	0	0	0	0	0	0	2
Rodgers, Nick	0-0	0-0	0-0	0-0-0	1	0	0	0	0	0	1
Leiendecker, Grant	0-1	0-1	0-0	0-0-0	0	0	0	0	0	0	3
Jukes, Avery	0-0	0-0	0-0	0-1-1	1	0	0	0	0	0	4
Kampen, Emerson	0-0	0-0	0-0	0-0-0	0	0	0	0	0	1	2
Butcher, Garrett	0-1	0-0	0-0	0-0-0	0	0	0	0	0	0	3
Stigall, Chase	0-1	0-1	0-0	0-0-0	1	0	0	0	0	0	2
Smith, Andrew	0-1	0-0	2-2	0-0-0	1	2	0	0	1	0	3
Team				0-0-0							
Totals	24-46	9-19	13-14	4-22-26	15	70	12	14	2	7	200
	(.522)	(.474)	(.929)								

Wright State	28	17	45
Butler	42	28	70

Deadball Rebounds: Wright State 4, Butler 3 **Technical Fouls:** None
Officials: Curtis Shaw, Rick Hartzell, Lamar Simpson
Attendance: 6,065

2009-10 Butler Basketball

The Last Time...

TEAM

100 Points Scored

By BU..... 101 vs. Evansville, 12/8/01
 By Opp..... 107, UIC, 3/2/96

30-Point Win

By BU..... 91-61 vs. Youngstown State, 1/16/10
 By Opp..... 104-64, North Carolina, 1/24/94

60% Field Goal Shooting

By BU..... .675 (27-40) vs. Wright State, 2/6/10
 By Opp..... .600 (24-40) vs. Texas Tech, 11/24/07

50% Three-Point Shooting (10 Attempts)

By BU..... .500 (8-16) at Youngstown State, 2/11/10
 By Opp..... .500 (7-14) vs. Wright State, 2/28/08

90% Free Throw Shooting (15 Attempts)

By BU..... .929 (13-44) vs. Wright State, 3/9/10
 By Opp..... .914 (32-35) at Green Bay, 2/2/09

12 Three-Point Field Goals

By BU..... 12 vs. Youngstown State, 1/16/10
 By Opp..... 14, Loyola, 1/9/03

15 Steals

By BU..... 15 vs. Tennessee-Martin, 12/18/00
 By Opp..... 16, Cleveland State, 1/13/00

Overtime Game

Butler Win 64-62 at Detroit, 1/10/10
 Butler Loss 71-76 vs. Tennessee#, 3/23/08

Double Overtime Game

Butler Win 83-80 vs. Kent State, 11/25/06
 Butler Loss 86-83 at Wright State, 2/1/06

Triple Overtime Game

Butler Win 68-65 vs. UW-Green Bay*, 2/28/99
 Butler Loss None

Butler Was Ranked

AP Top 25 (#12), Mar. 8, 2010
 ESPN/USA Today Top 25..... (#12), Mar. 8, 2010

Butler Victory Over A Ranked Team

AP Top 25 (#13) Ohio State, 74-66, Dec. 12, 2009
 ESPN/USA Today .. (#15) Ohio State, 74-66, Dec. 12, 2009

INDIVIDUAL

40 Points Scored

By BU..... 42, Matthew Graves vs. Cleveland St., 1/15/98
 By Opp..... 49, Chris Collier, Georgia State, 1/2/91

30 Points Scored

By BU..... 30, Matt Howard vs. Loyola, 2/15/09
 By Opp..... 30, Marcus Thornton, LSU, 3/19/09

Two Players With 20 Points

By BU..... Shelvin Mack (24)/Matt Howard (22)
 at Youngstown State, 1/16/10
 By Opp..... Majak Kou (24)/Blake Schilb (22),
 at Loyola, 1/19/06

15 Rebounds

By BU..... 17, Gordon Hayward at Youngstown St., 2/11/10
 By Opp..... 15, Greg Monroe, Georgetown, 12/8/09

10 Assists

By BU..... 10, Mike Green at Youngstown State, 1/19/08
 By Opp..... 11, Martell Bailey, UIC, 1/31/04

Six Three-Point Field Goals

By BU..... 7, Gordon Hayward at UIC, 1/17/09
 By Opp...6, Jeremy Montgomery, Cleveland State, 1/10/07

Seven Steals

By BU..... 7, Thomas Jackson vs. UW-Green Bay, 2/17/01
 By Opp..... 7, Mark Miller, UIC, 1/29/98

Five Blocked Shots

By BU..... 5, Matt Howard at Green Bay, 2/2/09
 By Opp..... 5, Cory Cooperwood, Wright State, 1/8/10

Double-Double

By BU..... 10 pts./13 reb., Gordon Hayward
 vs. Milwaukee, 3/6/10
 By Opp..... 28 pts./10 reb., Cory Johnson,
 Valparaiso, 2/26/10

Triple-Double

By BU..... 33 pts./10 reb./10 ast., Tim McRoberts
 vs. Oral Roberts, 2/20/84

*--Conference Tournament.

#--NCAA Tournament.