



BUTLER

2012-13 MEN'S BASKETBALL

2012-13 Butler Men's Basketball Schedule/Results

Date	Opponent	Time/Result
October		
27	MARIAN (Exhibition)	W, 62-40
November		
3	INDIANAPOLIS (Exhibition)	W, 63-47
10	ELON (WNDY 23)	W, 74-59
13	At Xavier (ESPN)	L, 47-62
Maui Invitational		
19	Marquette% (ESPN2)	W, 72-71
20	#9 North Carolina% (ESPN)	W, 82-71
21	Illinois% (ESPN)	L, 61-78
27	HANOVER (WNDY 23)	W, 97-73
December		
1	BALL STATE (WNDY 23)	W, 67-53
5	IUPUI (WNDY 23)	W, 87-55
8	At Northwestern (Big 10 Network)	W, 74-65
15	#1 Indiana# (CBS)	W, 88-86 (OT)
22	EVANSVILLE (WNDY 23)	W, 75-67
29	At Vanderbilt (ESPNU)	W, 68-49
January		
2	PENN (WNDY 23)	W, 70-57
5	NEW ORLEANS (WNDY 23)	W, 57-44
9	At Saint Joseph's* (Comcast, Pa.)	W, 72-66
12	At Dayton* (NBC Sports Network)	W, 79-73
16	RICHMOND* (WNDY 23)	W, 62-47
19	#8 GONZAGA (ESPN)	W, 64-63
23	At La Salle*	L, 53-54
26	TEMPLE* (ESPN2)	W, 83-71
31	At Saint Louis* (CBSSN)	L, 58-75
February		
2	RHODE ISLAND* (CBSSN)	W, 75-68
6	ST. BONAVENTURE* (WNDY 23)	W, 77-58
9	At George Washington* (Comcast)	W, 59-56
13	CHARLOTTE* (WNDY 23)	L, 67-71
16	At Fordham* (CBSSN)	W, 68-63
19	DUQUESNE* (WNDY 23)	W, 68-49
22	SAINT LOUIS* (ESPNU)	L, 61-65
March		
2	At #25 VCU* (ESPN)	L, 52-84
7	At Massachusetts* (NBC Sports)	W, 73-62
9	XAVIER* (CBSSN)	W, 67-62
14	Dayton** (NBC Sports)	W, 73-67
15	La Salle** (WNDY 23)	W, 69-58
16	#16 Saint Louis** (CBSSN)	L, 56-67
21	Bucknell+ (Tru TV)	12:40 p.m.

All Times Eastern (Subject to change)
 %--Maui Invitational, Lahaina, Maui, Hawaii.
 #--Crossroads Classic, BankersLife Fieldhouse.
 *--Atlantic 10 Conference game.
 **--2013 Atlantic 10 Conference Tournament, Barclays Center, Brooklyn, N.Y.
 +--NCAA Men's Basketball Championship.

Bulldogs Return To NCAA Tournament

RETURN TRIP: Butler is in the NCAA Men's Basketball Championship for the sixth time in seven years and for the 12th time overall. The Bulldogs, who missed last year's tournament, earned an at-large bid to this year's national championship on the strength of a 26-8 season, a third place tie in the Atlantic 10 Conference regular season race and a trip to the semifinals of the A-10 Men's Basketball Championship. Included in Butler's 26 wins were a trio of "Top 10" victories, including a win over top-ranked Indiana. Butler had a 13-game winning streak during the regular season, and the Bulldogs were ranked in the "Top 25" for eleven consecutive weeks, reaching as high as No. 9. The Bulldogs were runner-up at the Maui Invitational, where they defeated both Marquette and North Carolina before falling to Illinois in the tournament championship game. Six of Butler's eight losses came to teams that were ranked or received votes in the national polls at some point this season. Butler is returning to the NCAA Tournament after making back-to-back appearances in the national title game in 2010 and 2011. The Bulldogs were runner-up to Duke in the 2010 championship and then finished second to Connecticut in the 2011 tournament.

Butler has 16 wins in its last seven trips to the NCAA Tournament.

BONUS SEASON: The Bulldogs have advanced to post-season play for the 15th time in 17 years. Butler earned bids to the NCAA Division I Men's Basketball Championship in 1997, 1998, 2000, 2001, 2003, 2007, 2008, 2009, 2010, 2011 and

2012-13 Butler Resume

- 26-8, 11-5 Atlantic 10 Conference
- 3rd-Tie A-10 Regular Season
- A-10 Tournament Semifinals
- Runner-up, Maui Invitational
- Three "Top 10" wins
 - Defeated No. 1 Indiana
 - Defeated No. 8 Gonzaga
 - Defeated No. 9 North Carolina
- 13-Game winning streak
- Highest A.P. Ranking: 9
- Highest USA Today Ranking: 9

this season, and to the National Invitation Tournament in 1999, 2002 and 2006. Last season, the Bulldogs advanced to the semifinals of the College Basketball Invitational. Butler's post-season record since 1997 is 22-14. (16-10 NCAA, 4-3 NIT, 2-1 CBI).

TWENTY PLUS: The 2012-13 Bulldogs became the 19th Butler team to record 20 victories in a season with their win at George Washington on Feb. 9. Butler has won at least 20 games in eight consecutive seasons and in 15 of the past 17 campaigns. This year's team is tied for sixth on Butler's single season wins chart with 26 victories. Brad Stevens has coached five of the eight Butler teams that have won 26 games.

Butler Last Game Starters

						PPG	RPG
21	Roosevelt Jones	6-4	227	So.	O'Fallon, Ill./O'Fallon	10.1	5.7
23	Khyle Marshall	6-6	216	Jr.	Davie, Fla./Flanagan	9.9	4.7
44	Andrew Smith	6-11	243	Sr.	Zionsville, Ind./Covenant Christian	11.1	5.7
15	Rotnei Clarke	6-0	184	Sr.	Verdigris, Okla./Verdigris/Arkansas	16.7	2.9
24	Kellen Dunham	6-6	185	Fr.	Pendleton, Ind./Pendleton Heights	9.9	2.8

Head Coach Brad Stevens (DePauw '99), 165-48/6th year

Butler Quick Facts



Butler University

Location: Indianapolis, Ind.
Founded: 1855
Enrollment: 4,771
Nickname: Bulldogs
Conference: Atlantic 10 Conference
Home Court: Hinkle Fieldhouse
Capacity: 10,000
President: James Danko
Athletic Director: Barry Collier
SID: Jim McGrath (jmcgrath@butler.edu)
Asst. SID: Josh Rattray (jrattray@butler.edu)
Website: www.butlersports.com

Team Information

Head Coach: Brad Stevens
 DePauw '99
 165-48/Sixth year
Assistant Coaches:
 Matthew Graves (Butler '98)
 Terry Johnson (IPFW '98)
 Michael Lewis (Indiana '00)
Coordinator of Basketball Operations:
 Darnell Archey (Butler '03)
Athletic Trainer: Ryan Galloy (Butler '00)

2012-13 Record: 26-8
Home: 14-2
Away: 7-4
Neutral: 5-2
2012-13 A-10 Record: 11-5
2012-13 A-10 Season Finish: 3rd-tie
2012-13 A-10 Tournament Finish: 3rd-tie
Longest Win Streak: 13
Longest Losing Streak: 2
Highest National Ranking:
 A.P. - No. 9 (Jan. 21 & Jan. 28)
 ESPN/USA Today: No. 9 (Jan. 21)

NCAA Tournament Appearances: 12th
 1962, 1997, 1998, 2000, 2001, 2003,
 2007, 2008, 2009, 2010, 2011, 2013
NCAA Tournament Record: 18-11
Best NCAA Finish:
 2nd, 2010, 2011
Last NCAA Win:
 Butler 70, VCU 62, National Semifinals, 2011

TOURNAMENT RECAP: The Bulldogs, who were seeded fifth in the 12-team tournament, posted back-to-back wins over Dayton and La Salle, before falling to eventual champ Saint Louis in the 2013 Atlantic 10 Conference Men's Basketball Championship at the Barclays Center in Brooklyn, N.Y. Butler opened the tournament with a 73-67 victory over Dayton, behind the 21-point performance of senior guard **Rotnei Clarke**. In the quarterfinals game with fourth-seeded La Salle, a team that had beaten Butler on a shot at the buzzer during the regular season, Clarke led five teammates in double-figures with 14 points, and the Bulldogs rolled to a 69-58 victory. Butler's tournament run came to an end when top-seeded Saint Louis pulled away in the final 10 minutes to post a 67-56 victory. It was the Billikens' third win over Butler this season.

FAMILIAR LEADER: Senior **Rotnei Clarke** led the Bulldogs in scoring in all three games at the Atlantic 10 Conference Tournament, finishing the three games with a 17.0 average. He's scored in double-figures in 14 of 15 games since his return from a neck injury that sidelined him for three-and-a-half games in January. Overall, Clarke has scored in double-figures in 26 of his 31 games this season, and he's had at least a share of Butler's scoring lead in 23 of those contests. The Arkansas transfer has scored 20 or more points 11 times this year, including a season-high 28 points at Saint Joseph's, and 23 times during his collegiate career.

Butler is 10-1 when Rotnei Clarke scores 20 or more points.

ALL-TOURNAMENT: **Rotnei Clarke** was one of five players named to the All-Tournament Team, following the A-10 Men's Basketball Championship. Dwayne Evans of tournament champ Saint Louis was named the tournament's Most Outstanding Player, and he was joined on the All-Tournament Team by teammate Kwamain Mitchell, Juvonte Reddic of VCU, Chaz Williams of Massachusetts and Clarke.

ELITE GROUP: Butler's **Rotnei Clarke** ranks second among all active NCAA Division I players in career three-point field goals. The 6-0 guard has hit 382 three-point field goals during his collegiate career at Butler and Arkansas, and he trails only Kevin Foster of Santa Clara (407) on the NCAA list. Clarke is bidding to become the 12th player in NCAA Division I history to hit 400 career three-point field goals.

CHART CLIMBING: Senior **Andrew Smith** became the 11th Butler player to record 1,000 career points and 600 career rebounds in Butler's win at Massachusetts (March 7). He enters the NCAA Tournament

with 1,116 career points and 624 career rebounds. The last Butler player to reach the 1,000 points/600 rebounds milestone was Matt Howard (2007-11), who finished his career with 1,939 points and 884 rebounds. Smith and Howard were teammates for two seasons, helping Butler to back-to-back Final Four appearances.

INSIDE WORK: Senior **Andrew Smith** averaged 12.3 points and 5.3 rebounds in Butler's three games at the Atlantic 10 Conference Tournament. The 6-11 center had 18 points and six rebounds to help lift the Bulldogs past Dayton in the opening round, and then he posted 11 points and eight rebounds in Butler's victory over La Salle. He ran into foul problems in the semifinals against Saint Louis and finished with eight points and two rebounds. Smith was Butler's leading rebounder in four of five games heading into the A-10 Tournament.

Andrew Smith has averaged 8.8 rebounds in Butler's last five wins.

QUICK START: Butler head coach **Brad Stevens** has moved into the top spot on the NCAA Division I list for Best Career Coaching Starts By Wins, 6 Seasons. The Bulldogs' coach boasts a 165-48 record in his five-plus seasons. Stevens holds the NCAA three-year (89), four-year (117) and five-year (139) records, and he's second on the two-year (56) list.

Brad Stevens ranks third at Butler in all-time coaching victories.

TOP THREE: Butler head coach **Brad Stevens** ranks third among active Division I coaches in career winning percentage with a .775 mark. Only Roy Williams of North Carolina and Mark Few of Gonzaga have a higher career winning percentage.

NAISMITH FINALIST: Senior **Rotnei Clarke** has been named one of the Top 30 Candidates for the 2013 Naismith Men's College Player of the Year Award. The 6-0 guard, who leads the Bulldogs in scoring, was among the finalists selected by the Atlanta Tipoff Club's Board of Selectors. The winner of this year's Naismith award will be announced on April 7 in Atlanta.

NCAA Division I Best Career Starts By Wins - 6 Years

Coach, Team	Years	Record
Brad Stevens, Butler	2008-	165-48
Jamie Dixon, Pittsburgh	2004-09	163-45
Everett Case, North Carolina State	1947-52	161-39
Mark Few, Gonzaga	2000-05	159-37
Roy Williams, Kansas	1989-94	159-45
Dave Rose, BYU	2006-11	159-45



**2012-13
Atlantic 10 Conference Standings**
(as of 3/18/13)

	Conference	All Games
Saint Louis	13-3	27-6
VCU	12-4	26-8
Butler	11-5	26-8
Temple	11-5	23-9
La Salle	11-5	21-9
Massachusetts	9-7	21-11
Xavier	9-7	17-14
Charlotte	8-8	21-11
Saint Joseph's	8-8	18-13
Richmond	8-8	18-14
Dayton	7-9	17-14
St. Bonaventure	7-9	14-15
George Washington	7-9	13-17
Rhode Island	3-13	8-21
Fordham	3-13	7-24
Duquesne	1-15	8-22

**2012-13 Atlantic 10 Conference
End of Season Awards**

First Team All-Conference

Khalif Wyatt, Temple
Rotnei Clarke, Butler
 Ramon Galloway, La Salle
 Dwayne Evans, Saint Louis
 Chaz Williams, Massachusetts

Second Team All-Conference

Juvonte Reddic, VCU
 Treveon Graham, VCU
 Semaj Christon, Xavier
 Tyreek Duren, La Salle
 Kevin Dillard, Dayton

Third Team All-Conference

Darien Brothers, Richmond
 Ronald Roberts, Saint Joseph's
 Kwamain Mitchell, Saint Louis
 Jordair Jett, Saint Louis
 Travis Taylor, Xavier

All-Academic

Andrew Smith, Butler
 Dwayne Evans, Saint Louis
 Nemanja Mikic, George Washington
 T. J. DiLeo, Temple
 Nikola Malesevic, Rhode Island

All-Defensive Team

Briante Weber, VCU
 Jordair Jett, Saint Louis
 Pierria Henry, Charlotte
Roosevelt Jones, Butler
 Darius Theus, VCU

All-Rookie Team

Semaj Christon, Xavier
Kellen Dunham, Butler
 Derrick Coulter, Duquesne
 Willie Clayton, Charlotte
 Melvin Johnson, VCU

Player of the Year: Khalif Wyatt, Temple
Defensive Player of the Year: Briante Weber, VCU
Rookie of the Year: Semaj Christon, Xavier
Coach of the Year: Jim Crews, Saint Louis
Sixth Man of the Year: Cody Ellis, Saint Louis
Chris Daniels Most Improved: Travis Taylor, Xavier

ALL-DISTRICT: **Rotnei Clarke** was the lone player outside of the Big Ten to be named to the U. S. Basketball Writers Association (USBWA) 2012-13 All-District V Team. The Butler senior joined Cody Zeller and Victor Oladipo of Indiana, Brandon Paul of Illinois, Aaron Craft and Deshaun Thomas of Ohio State, Trey Burke and Tim Hardaway Jr. of Michigan, Trevor Mbakwe of Minnesota and Jared Berggren of Wisconsin on the honor squad.

ALL-CONFERENCE: **Rotnei Clarke** was one of five players named first team on the 2012-13 Atlantic 10 Conference All-Conference team. It was his second All-Conference recognition in two different leagues! Clarke was named second team All-Southeastern Conference in 2010-11, while playing at Arkansas.

ALL DEFENSIVE: Sophomore **Roosevelt Jones**, who helped Butler rank among the top teams in the conference in scoring defense, was named to the five-player, 2012-13 Atlantic 10 Conference All-Defensive Team. The 6-4 forward was the lone front-court player picked to the team. Jones previously was a preseason A-10 All-Defensive pick.

SMART CHOICE: Senior **Andrew Smith** continued to add to his honor-filled academic resume by being named to the five-player Atlantic 10 Conference All-Academic Team. The conference honor came on the heels of Smith being named first team on the 2012-13 Capital One Academic All-District V Team and second team on the 2012-13 Capital One Academic All-America Team. Smith is an honor student majoring in finance.

ROOKIE PICK: Freshman **Kellen Dunham** was one of five first-year players named to the 2012-13 Atlantic 10 Conference All-Rookie Team. The 6-6 Butler guard ranks third among freshmen in the A-10 in scoring, and he's among the top first-year players in the conference in three-point field goals. He was named A-10 Rookie of the Week four times this season.

POLLING DATA: Butler slipped from the "Top 25" of both the Associated Press and USA Today national basketball polls for the first time in 12 weeks, following its loss at VCU on March 2. The Bulldogs followed that slip with four consecutive victories, before falling in the semifinals of the Atlantic 10 Conference Tournament. Butler's victory over No. 1 Indiana on Dec. 15 vaulted the Bulldogs into the "Top 25" of both national polls for the first time since November of 2010. The Bulldogs joined the A.P. "Top 25" at No. 19 and the Coaches Poll at No. 25.

Butler was ranked in the "Top 10" in the national polls for three weeks.

**2013 Atlantic 10 Conference
Championship**
Barclays Center, Brooklyn, N.Y.



March 14-17, 2013

**Opening Round
Thursday, March 14**

Game 1

#9 Charlotte 68, #8 Richmond 63

Game 2

#5 Butler 73, #12 Dayton 67

Game 3

#10 Saint Joseph's 58, #7 Xavier 57

Game 4

#6 Massachusetts 77, #11 George Washington 72

**Quarterfinals
Friday, March 15**

Game 5

#1 Saint Louis 72, #9 Charlotte 55

Game 6

#5 Butler 69, #4 La Salle 58

Game 7

#2 VCU 82, #10 Saint Joseph's 79

Game 8

#6 Massachusetts 79, #3 Temple 74

**Semifinals
Saturday, March 16**

Game 9

#1 Saint Louis 67, #5 Butler 56

Game 10

#2 VCU 71, #6 Massachusetts 62

**Championship
Sunday, March 17**

#1 Saint Louis, #2 VCU

**2013 Atlantic 10 Conference
All-Tournament Team**

Dwayne Evans, Saint Louis (MVP)
Rotnei Clarke, Butler
 Kwamain Mitchell, Saint Louis
 Chaz Williams, Massachusetts
 Juvonte Reddic, VCU

Saint Louis received the Atlantic 10 Conference automatic bid to the NCAA Men's Basketball Championship.

**Atlantic 10 Conference Teams in the
2013 NCAA Men's Basketball Championship**

Saint Louis	Temple
VCU	La Salle
Butler	

Butler in the NCAA Tournament

2011

Second Round, Washington, D.C., 3/17/11

Butler 60, Old Dominion 58

Third Round, Washington, D.C., 3/19/11

Butler 71, Pittsburgh 70

"Sweet 16", New Orleans, La., 3/24/11

Butler 61, Wisconsin 54

"Elite Eight", New Orleans, La., 3/26/11

Butler 74, Florida 71 (OT)

Final Four, Houston, Texas, 4/2/11

Butler 70, VCU 62

**2011 National Championship
Reliant Center, Houston, Texas
Connecticut 53, Butler 41**

2010

First Round, San Jose, Calif., 3/18/10

Butler 77, UTEP 59

Second Round, San Jose, Calif., 3/20/10

Butler 54, Murray State 52

"Sweet 16", Salt Lake City, Utah, 3/25/10

Butler 63, Syracuse 59

"Elite Eight", Salt Lake City, Utah, 3/27/10

Butler 63, Kansas State 56

Final Four, Indianapolis, Ind., 4/3/10

Butler 52, Michigan State 50

**2010 National Championship
Lucas Oil Stadium, Indianapolis, Ind.
4/5/10**

Duke 61, Butler 59

2009

First Round, Greensboro, N.C., 3/19/09

LSU 75, Butler 71

2008

First Round, Birmingham, Ala., 3/21/08

Butler 81, South Alabama 61

Second Round, Birmingham, Ala., 3/23/08

Tennessee 76, Butler 71 (OT)

2007

First Round, Buffalo, N.Y., 3/15/07

Butler 57, Old Dominion 46

Second Round, Buffalo, N.Y., 3/17/07

Butler 62, Maryland 59

"Sweet 16", St. Louis, Mo., 3/23/07

Florida 65, Butler 57

2003

First Round, Birmingham, Ala., 3/21/03

Butler 47, Mississippi State 46

Second Round, Birmingham, Ala., 3/23/03

Butler 79, Louisville 71

"Sweet 16", Albany, N.Y., 3/28/03

Oklahoma 65, Butler 54

2001

First Round, Kansas City, Mo., 3/16/01

Butler 79, Wake Forest 63

Second Round, Kansas City, Mo., 3/18/01

Arizona 73, Butler 52

2000

First Round, Winston-Salem, N.C., 3/17/00

Florida 69, Butler 68 (OT)

1998

First Round, Lexington, Ky., 3/13/98

New Mexico 79, Butler 62

1997

First Round, Detroit, Mich., 3/13/97

Cincinnati 86, Butler 69

1962

First Round, Lexington, Ky., 3/12/62

Butler 56, Bowling Green 55

Regional Semifinals, Iowa City, Iowa, 3/16/62

Kentucky 81, Butler 60

Regional Consolation, 3/17/62

Butler 87, Western Kentucky 86 (OT)



TOURNAMENT NOTES

•Butler is 18-11 all-time in NCAA Tournament play. The Bulldogs are 15-6 with two trips to the Final Four and two additional "Sweet 16" appearances in their last six visits to the NCAA national championship.

•The Bulldogs made their first NCAA Tournament appearance in 1962 and then went 35 years before earning a second tournament berth. This year's bid is Butler's 11th in the past 17 years.

•Butler became the first team in NCAA history to reach the Final Four in consecutive years as a No. 3 seed or lower. The Bulldogs were seeded No. 5 when they reached the national title game in 2010 and they were a No. 8 seed when they advanced to the national championship game in 2011.

•The Bulldogs were the first team in NCAA Tournament history to defeat both a No. 1 and a No. 2 seed before the Final Four in consecutive years. Butler beat top-seeded Pittsburgh in the third round of the 2011 tournament and then defeated No. 2 seed Florida in the Southeast Regional championship game. In 2010, Butler beat top-seeded Syracuse in the West Regional semifinals and then upended No. 2 seed Kansas State in the regional championship.

•The Butler record for most NCAA Tournament games is 15, held by Matt Howard, Zach Hahn and Shawn Vanzant, all 2008-11. Howard has the Butler tournament record for games started (15).

•Brad Stevens became the first Butler head coach to reach the NCAA Tournament in each of his first four seasons at the helm of the Bulldogs. He also participated in the NCAA Tournament as Butler's director of basketball operations in 2000, and as a Butler assistant coach in 2003 and 2007. He's been on the sidelines with the Bulldogs for 16 of Butler's 18 all-time NCAA Tournament wins.

•Butler is 11-4 in NCAA Tournament play under head coach Brad Stevens.

Butler's NCAA Tournament Seeds

1962

At-Large selection, no seeds announced

1997

Automatic qualifier, #14 seed

1998

Automatic qualifier, #13 seed

2000

Automatic qualifier, #12 seed

2001

Automatic qualifier, #10 seed

2003

At-Large selection, #12 seed

2007

At-Large selection, #5 seed

2008

Automatic qualifier, #7 seed

2009

At-Large selection, #9 seed

2010

Automatic qualifier, #5 seed

2011

Automatic qualifier, #8 seed

2013

At-Large selection, #6 seed

•Associate Head Coach Matthew Graves, an assistant coach on Butler's previous five NCAA Tournament teams, participated in the NCAA Tournament as a Butler player in 1997 and 1998. Coordinator of Basketball Operations Darnell Archey played on Butler NCAA Tournament teams in 2000, 2001 and on the Bulldogs' 2033 "Sweet 16" team.

•Butler is one of 11 schools to reach the Final Four in consecutive years since the tournament expanded to 64 teams in 1985. The other ten are Duke, Kentucky, Michigan State, Maryland, Kansas, North Carolina, Florida, UCLA, Michigan and UNLV.

Current Bulldogs In NCAA Tournament Play

	Scoring			
	G	Pts.	Avg.	High
Andrew Smith	9	42	4.7	11
Khyle Marshall	6	29	4.8	10
Chase Stigall	7	14	2.0	9
Emerson Kampen	1	0	0.0	0
Erik Fromm	1	0	0.0	0

	Rebounding			
	G	Reb.	Avg.	High
Andrew Smith	9	41	4.6	9
Khyle Marshall	6	34	5.7	9
Chase Stigall	7	9	1.3	4
Emerson Kampen	1	0	0.0	0
Erik Fromm	1	0	0.0	0

	Assists			
	G	Ast.	Avg.	High
Andrew Smith	9	4	0.4	2
Chase Stigall	7	3	0.4	1
Khyle Marshall	6	0	0.0	0
Emerson Kampen	1	0	0.0	0
Erik Fromm	1	0	0.0	0

Butler NCAA Tournament Records

Single Game

Individual

Most Points: 30, Shelvin Mack vs. Pittsburgh, 2011
Most Field Goals: 10, Shelvin Mack vs. Pittsburgh, 2011
Most Field Goal Attempts: 22, Tom Bowman vs. Kentucky, 1962
Best Field Goal Pct. (10 Att.): .818 (9-11), Pete Campbell vs. South Alabama, 2008
Most Three-Point Field Goals: 8, Darnell Archey vs. Louisville, 2003; Pete Campbell vs. South Alabama, 2008
Most Three-Point Field Goal Attempts: 13, Shelvin Mack vs. Florida, 2011
Best Three-Point Field Goal Pct. (5 Att.): .889 (8-9), Darnell Archey vs. Louisville, 2003
Most Free Throws: 11, Matt Howard vs. VCU, 2011
Most Free Throw Attempts: 13, Matt Howard vs. LSU, 2009
Best Free Throw Pct. (5 Att.): 1.000 (8-8), Gordon Hayward vs. Duke, 2010
Most Rebounds: 12, Jeff Blue vs. Bowling Green, 1962; Matt Howard vs. Wisconsin, 2011
Most Assists: 9, Mike Monserez vs. Louisville, 2003
Most Steals: 5, A. J. Graves vs. Tennessee, 2008
Most Blocked Shots, Game: 3, Joel Cornette vs. Florida, 2000

Team

Most Points (Win): 87 vs. Western Kentucky (86)-OT, 1962
Most Points, Regulation Game: 81 vs. South Alabama, 2008
Fewest Points (Win): 47 vs. Mississippi State (46), 2003
Fewest Points (Loss): 41 vs. Connecticut (53), 2011
Biggest Margin of Victory: 20 (81-61) vs. South Alabama, 2008
Field Goals: 38 vs. Western Kentucky, 1962
Field Goal Attempts: 75 vs. Western Kentucky, 1962
Field Goal Pct.: .522 (24-46) vs. Kentucky, 1962
Free Throws: 22 vs. Cincinnati, 1997
Free Throw Attempts: 32 vs. Cincinnati, 1997
Free Throw Pct. (15 made): .864 (19-22) vs. Wake Forest, 2001
Three-Point Field Goals: 15 vs. South Alabama, 2008
Three-Point Field Goal Attempts: 33 vs. Florida, 2011; vs. Connecticut, 2011
Three-Point Field Goal Pct. (5 made): .636 (14-22) vs. Louisville, 2003
Rebounds: 48 vs. VCU, 2011
Assists: 21 vs. Louisville, 2003
Steals: 13 vs. Cincinnati, 1997; vs. Syracuse, 2010
Turnovers: 20 vs. Kansas State, 2010
Blocked Shots: 4 vs. Florida, 2000

Tournament

Individual

Most Points: 122, Shelvin Mack, 2011 (6 games)
Most Field Goals: 39, Shelvin Mack, 2011 (6 games)
Most Field Goal Attempts: 89, Shelvin Mack, 2011 (6 games)
Best Field Goal Pct. (15 Att.): .684 (13-19), Pete Campbell, 2008 (3 games)
Most Three-Point Field Goals: 23, Shelvin Mack, 2011 (6 games)
Most Three-Point Field Goal Attempts: 57, Shelvin Mack, 2011 (6 games)
Best Three-Point Field Goal Pct. (10 Att.): .688 (11-16), Darnell Archey, 2003 (3 games)
Most Free Throws: 37, Gordon Hayward, 2010 (6 games)
Most Free Throw Attempts: 45, Gordon Hayward, 2010 (6 games)
Best Free Throw Pct. (10 Att.): .850 (34-40), Matt Howard, 2011 (6 games)
Most Rebounds: 42, Gordon Hayward, 2010 (6 games); Matt Howard, 2011 (6 games)
Most Assists: 20, Ronald Nored, 2010 (6 games)
Most Steals: 16, Ronald Nored, 2010 (6 games)
Most Blocked Shots: 4, Gordon Hayward, 2010 (6 games)

Team

Most Points: 377, 2011 (6 games)
Most Points Per Game: 76.0, 2008 (2 games)
Field Goals: 122, 2011 (6 games)
Field Goal Attempts: 334, 2011 (6 games)
Field Goal Pct.: .461 (82-178), 1962 (3 games)

Free Throws: 88, 2010 (6 games)
Free Throw Attempts: 130, 2010 (6 games)
Free Throw Pct.: .852 (23-27), 2001 (2 games)
Three-Point Field Goals: 50, 2011 (6 games)
Three-Point Field Goal Attempts: 160, 2011 (6 games)
Three-Point Field Goal Pct.: .444 (24-54), 2008 (2 games)
Rebounds: 221, 2011 (6 games)
Assists: 54, 2010 (6 games)
Steals: 48, 2010 (6 games)
Blocked Shots: 10, 2011 (6 games)

All-Time

Individual

Most Games: 15, Matt Howard, 2008-11; Shawn Vanzant, 2008-11; Zach Hahn, 2008-11
Most Points: 232, Shelvin Mack (13 games, 2009-11)
Most Rebounds: 83, Matt Howard (15 games, 2008-11)
Most Assists: 35, Shelvin Mack (13 games, 2009-11)

BUTLER'S ALL-TIME NCAA TOURNAMENT SINGLE GAME HIGHS

Scoring

30, Shelvin Mack vs. Pittsburgh, 2011
 27, Shelvin Mack vs. Florida, 2011
 26, Pete Campbell vs. South Alabama, 2008
 26, Darnell Archey vs. Louisville, 2003
 25, Shelvin Mack vs. UTEP, 2010
 24, Shelvin Mack vs. VCU, 2011
 23, Gerry Williams vs. W. Kentucky, 1962
 22, Gordon Hayward vs. Kansas State, 2010
 22, Matt Howard vs. LSU, 2009
 21, A. J. Graves vs. Tennessee, 2008
 21, Joel Cornette vs. Oklahoma, 2003
 21, Tom Bowman vs. W. Kentucky, 1962
 20, Matt Howard vs. Wisconsin, 2011
 20, Andrew Graves vs. Florida, 2000
 20, Gerry Williams vs. Kentucky, 1962

Rebounding

12, Matt Howard vs. Wisconsin, 2011
 12, Jeff Blue vs. Bowling Green, 1962
 11, Jeff Blue vs. Kentucky, 1962
 11, Tom Bowman vs. Bowling Green, 1962
 10, Mike Green vs. Old Dominion, 2007
 10, Joel Cornette vs. Louisville, 2003
 9, Andrew Smith vs. Connecticut, 2011
 9, Khyle Marshall vs. VCU, 2011
 9, Shelvin Mack vs. Connecticut, 2011
 9, Willie Veasley vs. UTEP, 2010
 9, Gordon Hayward vs. Kansas State, 2010
 9, Gordon Hayward vs. Michigan State, 2010

Assists

9, Mike Monserez vs. Louisville, 2003
 8, Jeff Rogers vs. New Mexico, 1998
 6, Ronald Nored vs. Murray State, 2010
 6, A. J. Graves vs. South Alabama, 2008
 6, Brandon Miller vs. Louisville, 2003
 6, Jeff Rogers vs. Cincinnati, 1997

Butler Coaches NCAA Tournament Record

	Yrs.	W	L	Pct.
Brad Stevens (2008, 2009, 2010, 2011)	4	11	4	.733
Todd Lickliter (2003, 2007)	2	4	2	.667
Paul D. "Tony" Hinkle (1962)	1	2	1	.667
Thad Matta (2001)	1	1	1	.500
Barry Collier (1997, 1998, 2000)	3	0	3	.000
Total	11	18	11	.621

Butler 2012-13 Statistics

Double-Figures Scoring

Rotnei Clarke.....	26
Kellen Dunham.....	18
Roosevelt Jones.....	18
Andrew Smith.....	18
Khyle Marshall.....	17
Kameron Woods.....	4
Erik Fromm.....	3
Chase Stigall.....	1

20-Point Scoring

Rotnei Clarke.....	11
Andrew Smith.....	3
Roosevelt Jones.....	2
Khyle Marshall.....	1

Double-Figures Rebounding

Andrew Smith.....	4
Kameron Woods.....	3
Khyle Marshall.....	2
Roosevelt Jones.....	2

Double-Doubles

Andrew Smith.....	3
Roosevelt Jones.....	2
Khyle Marshall.....	1
Kameron Woods.....	1

Games Led Butler In Scoring

Rotnei Clarke.....	23
Kellen Dunham.....	5
Andrew Smith.....	4
Roosevelt Jones.....	4
Khyle Marshall.....	2
Kameron Woods.....	1

Games Led Butler In Rebounding

Andrew Smith.....	11
Kameron Woods.....	10
Roosevelt Jones.....	10
Khyle Marshall.....	7
Erik Fromm.....	1
Kellen Dunham.....	1
Alex Barlow.....	1

BULLDOG BITS:

•Seniors **Andrew Smith**, **Chase Stigall** and **Emerson Kampen** are tied for third on Butler's list for Most Senior Class Wins with a four-year record of 109-38.

•**Andrew Smith** has moved into sixth place on Butler's all-time list for games played with 132. He trails Willie Veasley (2006-10) in fifth place by two games.

Butler Senior Success Most Senior Class Wins

Senior Class	W	L	Pct.
2009-10	118	22	.882
2010-11	117	25	.836
2011-12	109	35	.757
2012-13	109	38	.745
2002-03	100	28	.794

Butler Top Senior Classes - Wins

2009-10 - Willie Veasley, Nick Rodgers
2010-11 - Matt Howard, Zach Hahn, Shawn Vanzant, Alex Anglin, Grant Leindecker
2011-12 - Ronald Nored, Garrett Butcher
2012-13 - Andrew Smith, Chase Stigall, Emerson Kampen
2002-03 - Joel Comette, Darnell Archey, Lewis Curry, Mike Moore

•**Andrew Smith** became the 34th Butler player to score 1,000 career points in the Bulldogs' victory over Rhode Island. He currently stands 28th on Butler's all-time scoring list with 1,116 career points, one point behind Ken Pennington (1957-60) in the No. 27 position and five points behind Brandon Miller (2000-03) in the No. 26 spot.

•**Andrew Smith** is the most experienced of Butler's current players in terms of previous NCAA Tournament play. Smith has scored 42 points and grabbed 41 rebounds in nine previous NCAA Tournament games.

•**Andrew Smith** is only current collegiate basketball player who has played in two NCAA Division I national championship games. Smith had five points and nine rebounds as a starter in the 2011 national championship game.

•**Andrew Smith** ranks 12th all-time at Butler with a .530 career field goal percentage.

•Senior **Rotnei Clarke** is the fourth-leading scorer (16.7) in the Atlantic 10 Conference heading into the NCAA Tournament.

•**Rotnei Clarke** is playing in his first NCAA Tournament.

•**Rotnei Clarke** played in Rupp Arena twice as a player at Arkansas. He had 13 points against the Wildcats in Rupp Arena in 2010.

•**Rotnei Clarke** leads the A-10 and ranks sixth in the NCAA Division I in three-point field goals made per game (3.5). Clarke has had at least four three-pointers in a game 15 times this season.

•**Rotnei Clarke** has hit a 3-point field goal in each game that he's played this season.

•**Rotnei Clarke** ranks eighth in the A-10 and 31st in the NCAA Division I in three-point field goal percentage (.412).

•**Rotnei Clarke** stands second in the A-10 in free throw shooting (.896). Clarke has made his last 26 of his last 27 free throw attempts.

•**Rotnei Clarke** has moved into third place on Butler's single season list for three-point field goals with 108. Bruce Horan ranks second on the single season list 113. The Butler (and former NCAA) record for single season three-pointers is 158, set by Darrin Fitzgerald in 1986-87.

•Senior **Chase Stigall** was in the starting lineup in both of Butler's Final Four games in 2011. Stigall scored nine points in the 2011 national championship game against Connecticut.

Butler Career Statistics

Double-Figures Scoring

Andrew Smith.....	56
Khyle Marshall.....	40
Roosevelt Jones.....	31
Rotnei Clarke.....	26 (95)
Kellen Dunham.....	18
Chase Stigall.....	11
Erik Fromm.....	11
Kameron Woods.....	9
Jackson Aldridge.....	4
Andrew Smeathers.....	1

20-Points Scoring

Rotnei Clarke.....	11 (23)
Andrew Smith.....	7
Khyle Marshall.....	4
Roosevelt Jones.....	2

30-plus Points Scoring

Rotnei Clark.....	(3)
-------------------	-----

Double-Figures Rebounding

Andrew Smith.....	10
Roosevelt Jones.....	8
Khyle Marshall.....	7
Kameron Woods.....	6
Ronald Nored.....	1

Double-Doubles

Andrew Smith.....	7
Roosevelt Jones.....	6
Khyle Marshall.....	5
Kameron Woods.....	4

Games Led Butler In Scoring

Rotnei Clarke.....	23
Andrew Smith.....	17
Roosevelt Jones.....	10
Khyle Marshall.....	7
Kellen Dunham.....	5
Kameron Woods.....	2
Chase Stigall.....	1
Erik Fromm.....	1
Andrew Smeathers.....	1

Games Led Butler In Rebounding

Andrew Smith.....	31
Roosevelt Jones.....	23
Khyle Marshall.....	20
Kameron Woods.....	16
Erik Fromm.....	2
Chase Stigall.....	1
Kellen Dunham.....	1
Alex Barlow.....	1

Collegiate career in parenthesis

•Junior **Khyle Marshall** who hit 12 of 20 (60%) shots in Butler's three games at the A-10 Tournament, has moved into second place in the A-10 in field goal percentage (.564). Marshall is shooting .628 over Butler's last eight games.

•Butler is 16-1 this season when **Khyle Marshall** scores in double-figures.

•**Khyle Marshall** scored 13 points in 18 minutes to help lead Butler past La Salle.

•**Khyle Marshall** has played in six previous NCAA Tournament games, all in Butler's run to the 2011 national championship game. Marshall came off the bench with 10 points in Butler's "Elite Eight" win over Florida, and he had nine rebounds in a reserve role in the Bulldogs' national semifinals' win over VCU.

Butler All-Time NCAA Tournament Scoring Leaders

Player (Years)	Games	Points
Shelvin Mack (2009-11)	13	232
Matt Howard (2008-11)	15	172
Gordon Grayward (2009-10)	7	107
A. J. Graves (2007-08)	5	87
Joel Cornette (2000-03)	6	71
Shawn Vanzant (2008-11)	15	70
Pete Campbell (2007-08)	5	70
Willie Veasley (2007-10)	11	62
Gerry Williams (1962)	3	56
Ronald Nored (2009-11)	13	56
Mike Green (2007-08)	5	54

•Sophomore **Roosevelt Jones** led the Bulldogs with 10 assists at the A-10 Tournament. He's had at least a share of the team lead in assists in 22 games this season, including two of the three contests at the A-10 Tournament.

•**Roosevelt Jones** leads the Bulldogs and ranks 12th in the A-10 in assists (3.5).

•**Roosevelt Jones** leads the Bulldogs and ranks 18th in the A-10 in rebounding (5.7).

•Sophomore **Kameron Woods** came off the bench to lead the Bulldogs in rebounding (7.0) at the A-10 Tournament. Woods had a team-high seven rebounds in Butler's victory over Dayton, and he topped the Bulldogs with nine rebounds in the win over La Salle.

•**Kameron Woods** has led Butler in rebounding in four of the past six games.

•**Kameron Woods** came off the bench with the two best scoring games of his career in Butler's final two regular season contests. He had a career-high 17 points in Butler's win at Massachusetts, before scoring 15

points in the Bulldogs' regular season finale against Xavier.

•**Kameron Woods** has scored one-third (52) of his entire season total for points (157) in Butler's past five games.

•Sophomore **Alex Barlow** shared Butler's rebounding lead against Xavier in the regular season finale with five. It was the first time in his Butler career that he's had at least a share of the team's rebounding lead.

•**Alex Barlow** leads the Bulldogs in steals (1.2). Barlow shared the team lead with three steals at the A-10 Tournament.

•Freshman **Kellen Dunham** ranks fourth in the A-10 and 24th in the NCAA Division I in free throw shooting (.871).

•**Kellen Dunham** ranks third among freshmen in the Atlantic 10 Conference in scoring (9.9).

•**Kellen Dunham** ranks second on Butler's all-time freshman list for three-point field goals with 56. Butler's all-time freshman leader is current NBA player Shelvin Mack, who hit 57 three-pointers in 2008-09.

•Butler is ranked first in the Atlantic 10 Conference and tenth in the NCAA Division I in team rebounding margin (+7.7). The Bulldogs have out-rebounded 15 of their last 18 opponents and 28 foes on the season.

•Butler leads the A-10 in defensive rebounding percentage (.740).

•Butler tied an Atlantic 10 Championship record by going 10 for 10 from the free throw line in the victory over La Salle. Six other teams have been perfect from the free throw line in the Atlantic 10 Championship, the last being Saint Louis (11-11) in 2009.

•Butler became just the second team to win its first two Atlantic 10 Conference Championship games in its first season in the conference. Richmond was the first, doing it in 2002, and VCU became the third later in this year's championship.

•The Bulldogs rank third in the A-10 in team scoring defense (63.8). Butler has held eight of its last nine opponents to 67 points or less.

•Butler is 61-7 under head coach Brad Stevens when hitting at least nine three-point field goals in a game.

•Butler is playing an NCAA Tournament game in Lexington, Ky., for the third time. The Bulldogs defeated Bowling Green in Lexington in 1962, before losing to New Mexico at Rupp Arena in 1998.

Butler vs. "Top 25" Teams (Under Head Coach Brad Stevens)

Date	Opponent	Score
3/16/13	vs. #16 Saint Louis (A-10)	L, 56-67
3/2/13	At #25 VCU	L, 52-84
1/19/13	vs. #8 GONZAGA	W, 64-63
12/15/12	vs. #1 Indiana (Crossroads Cl.)	W, 88-86 (OT)
11/20/12	vs. #9 North Carolina (Maui Inv.)	W, 82-71
12/7/11	vs. #8 XAVIER	L, 61-73
11/19/11	vs. #7 LOUISVILLE	L, 53-69
4/4/11	vs. #9 Connecticut (NCAA)	L, 41-53
3/26/11	vs. #15 Florida (NCAA)	W, 74-71 (OT)
3/24/11	vs. #16 Wisconsin (NCAA)	W, 61-54
3/19/11	vs. #4 Pittsburgh (NCAA)	W, 71-70
12/4/10	vs. #1 Duke (IZOD Center)	L, 70-82
4/5/10	vs. #3 Duke (NCAA)	L, 59-61
4/3/10	vs. #13 Michigan State (NCAA)	W, 52-50
3/27/10	vs. #7 Kansas State (NCAA)	W, 63-56
3/25/10	vs. #4 Syracuse (NCAA)	W, 63-59
3/18/10	vs. #25 UTEP (NCAA)	W, 77-59
12/12/09	vs. #13 OHIO STATE	W, 74-66
12/8/09	vs. #15 Georgetown (Jimmy V Classic)	L, 65-72
11/29/09	vs. #19 Clemson (76 Classic)	L, 69-70
11/26/09	vs. #16 Minnesota (76 Classic)	L, 73-62
3/19/09	vs. #20 LSU (NCAA)	L, 71-75
12/23/08	At #14 Xavier	W, 74-65
12/13/08	At #21 Ohio State	L, 51-54
3/23/08	#5 Tennessee (NCAA)	L, 71-76 (OT)
2/23/08	#16 DRAKE	L, 64-71
Record:		12-14

•The Bulldogs, at full strength, have only lost to two teams (Saint Louis and VCU) since the Maui Invitational. Leading scorer **Rotnei Clarke** missed Butler's game at La Salle, while second-leading scorer **Andrew Smith** missed the Charlotte contest.

•Butler has beaten two of the number one seeds in this year's NCAA Division I Men's Basketball Championship. (Gonzaga and Indiana). The Bulldogs also have victories over NCAA Tournament teams Marquette, North Carolina, Temple and La Salle.

•**Brad Stevens** has guided the Bulldogs to postseason play in each of his six seasons as head coach. He also participated in postseason action while serving as Butler's Director of Basketball Operations in 2001 and as an assistant coach with the Bulldogs in 2003, 2006 and 2007.

2012-13 Butler Quick View

Most Points

97 vs. Hanover
88 vs. Indiana, OT (Division I)
87 vs. IUPUI (Division I regulation game)

Most Points, First Half

52 vs. IUPUI

Most Points, Second Half

52 vs. Hanover

Biggest Margin of Victory

32 points vs. IUPUI (87-55)

Biggest Margin of Defeat

32 points at VCU (84-52)

Biggest Deficit

33 points at VCU (80-47)

Biggest Halftime Lead

31 points vs. IUPUI (52-21)

Biggest Halftime Deficit

24 at VCU (45-21)

Biggest Deficit Overcome

10 points vs. Marquette (14-4)

Biggest Second Half Deficit Overcome

6 points vs. Marquette (55-49)

Butler Top Single Season Win Totals

Year	Coach	Wins
2009-10	Brad Stevens	33
2007-08	Brad Stevens	30
2006-07	Todd Lickliter	29
2010-11	Brad Stevens	28
2002-03	Todd Lickliter	27
2012-13	Brad Stevens	26
2008-09	Brad Stevens	26
2001-02	Todd Lickliter	26
2000-01	Thad Matta	24
1921-22	Harlan O. "Pat" Page	24
1999-00	Barry Collier	23
1996-97	Barry Collier	23

National Polls

USA Today Coaches Poll (March 11, 2013)

Rank	Team	Record	Points	Prev.
1.	Gonzaga	30-2	772	1
2.	Duke	27-4	736	4
3.	Indiana	26-5	699	2
4.	Louisville	26-5	689	6
5.	Georgetown	24-5	611	5
6.	Kansas	26-5	601	3
7.	Michigan State	24-7	557	12
8.	Michigan	25-6	542	8
9.	Ohio State	23-7	533	13
10.	Miami (Fla.)	24-6	502	7
11.	Florida	24-6	472	9
12.	Kansas State	25-6	410	10
13.	Marquette	23-7	400	17
14.	New Mexico	26-5	345	11
15.	Oklahoma State	23-7	331	14
16.	Saint Louis	24-6	287	15
17.	Memphis	27-4	269	20
18.	Arizona	24-6	252	18
19.	Pittsburgh	24-7	238	22
20.	Syracuse	23-8	171	16
21.	Saint Mary's	27-5	136	23
22.	VCU	24-7	112	19
23.	Wisconsin	21-10	106	21
24.	Creighton	27-7	94	NR
25.	UCLA	23-8	72	NR

Others Receiving Votes: Notre Dame, 46, North Carolina 30, **Butler 24**, Colorado State 13, Belmont 9, Middle Tennessee 5, Missouri 4, San Diego State 2, UNLV 1, Stephen F. Austin 1, Kentucky 1, Wichita State 1, California 1.

Associated Press Poll (March 11, 2013)

Rank	Team	Record	Points	Prev.
1.	Gonzaga	30-2	1611	1
2.	Duke	27-4	1559	3
3.	Indiana	26-5	1491	2
4.	Louisville	26-5	1421	8
5.	Georgetown	24-5	1344	5
6.	Michigan	25-6	1230	7
7.	Kansas	26-5	1224	4
8.	Michigan State	24-7	1184	10
9.	Miami (Fla.)	24-6	1082	6
10.	Ohio State	23-7	1073	14
11.	Kansas State	25-6	932	9
12.	Marquette	23-7	921	15
13.	Florida	24-6	838	11
14.	Oklahoma State	23-7	805	13
15.	New Mexico	26-5	771	12
16.	Saint Louis	24-6	557	16
17.	Pittsburgh	24-7	551	20
18.	Arizona	24-6	523	18
19.	Syracuse	23-8	362	17
20.	Memphis	27-4	316	25
21.	UCLA	23-8	245	23
22.	Wisconsin	21-10	191	22
23.	Creighton	27-7	190	NR
24.	Notre Dame	23-8	171	24
25.	VCU	24-7	157	21

Others Receiving Votes: St. Mary's 117, **Butler 105**, North Carolina 49, Colorado State 48, Temple 20, Belmont 13, UNLV 7, Wichita 6, Kentucky 5, Oregon 4, Valparaiso 1, Villanova 1.

Notes From The 2012-13 Butler Vault:

•Butler has six "Top 10" wins under head coach **Brad Stevens**. The Bulldogs defeated #4 Syracuse and #7 Kansas State in the 2010 NCAA Tournament and #4 Pittsburgh in the 2011 national tournament, prior to beating #1 Indiana, #8 Gonzaga and #9 North Carolina this season. Stevens has more "Top 10" wins than all of Butler's previous coaches combined.

•Butler's 13-game winning streak this season tied the fourth-longest streak in school history.

•**Brad Stevens** has been the head coach for three of Butler's four longest winning streaks, including the school-record 25-game winning streak in 2009-10.

•The top eight single season win totals in Butler basketball history have been recorded since **Brad Stevens** joined the Bulldogs' coaching staff in 2001-02. He's guided the Bulldogs to the No. 1 (33 in 2009-10), No. 2 (30 in 2007-08), No. 4 (28 in 2010-11) and No. 6-T (26 in 2008-09 & 2012-13) win totals as Butler's head coach, and he served as an assistant coach on teams that posted the No. 3 (29 in 2006-07), No. 5 (27 in 2002-03) and No. 6-T (26 in 2001-02) totals.

•Senior **Andrew Smith** continued a remarkable streak at Butler when he was named second team on the Academic All-America Team this year. Butler has had one or more players named to the Academic All-America Team in each of the past seven seasons.

•**Andrew Smith** is one of 10 finalists for the 2012-13 Senior CLASS Award, presented for notable achievement in four areas of excellence - community, classroom, character and competition. Smith has been a top performer in the class room, on the court and in the community during his four seasons with the Bulldogs. He currently stands second on the squad in both scoring and rebounding, and he's an honor student majoring in finance. Smith is the third Butler player in three years to be named a finalist for the Senior CLASS Award, following Matt Howard (2010-11) and Ronald Nored (2011-12). The winner of this year's award will be announced at the Final Four in Atlanta, Ga.

•The top eight single season win totals in Butler basketball history have been recorded since **Brad Stevens** joined the Bulldogs' coaching staff in 2001-02. He's guided the Bulldogs to the No. 1 (33 in 2009-10), No. 2 (30 in 2007-08), No. 4 (28 in 2010-11) and No. 6-T (26 in 2008-09 & 2012-13) win totals as Butler's head coach, and he served as an assistant coach on teams that posted the

BUTLER IN THE POLLS 2012-13

	AP	USA Today
Preseason	RV (31)	RV (38T)
Nov. 12	RV (32)	NR
Nov. 19	NR	NR
Nov. 26	RV (34)	RV (42T)
Dec. 3	RV (35)	RV (37)
Dec. 10	RV (33T)	RV (32)
Dec. 17	19	25
Dec. 24	18	21
Dec. 31	17	20
Jan. 7	14	17
Jan. 14	13	13
Jan. 21	9	9
Jan. 28	9	10
Feb. 4	14	14
Feb. 11	11	10
Feb. 18	15	15
Feb. 25	20	21
Mar. 4	RV (31)	RV (30)
Mar. 11	RV (27)	RV (28)

No. 3 (29 in 2006-07), No. 5 (27 in 2002-03) and No. 6-T (26 in 2001-02) totals.

•**Brad Stevens** owns the school record for most 20-win seasons by a Butler coach (6). Barry Collier guided Butler to five 20-win seasons, and Todd Lickliter had four. Harlan O. "Pat" Page led Butler to two 20-win campaigns, while Paul D. "Tony" Hinkle and Thad Matta each had one.

•Butler added three men's basketball recruits on the first day of the NCAA's fall signing period. Joining the Bulldogs' 2013-14 freshman class were 6-10 **Nolan Berry** of Saint Louis, Mo., 6-7 **Andrew Chrabascz** of Portsmouth, R.I., and 6-2 **Rene Castro** of Milton, Mass. Berry, the grandson of former NBA player Ed Macauley, averaged 19.5 points and 9.2 rebounds as a junior at De Smet Jesuit H.S., while Chrabascz averaged 17 points and nine rebounds at 20-7 Cushing Academy (Mass.). Castro, the Massachusetts Gatorade Player of the Year, averaged 23.4 points, while shooting 42% from three-point range, at Worcester (Mass.) Academy.

•The Bulldogs were picked to finish sixth in the Atlantic 10 Conference this season in the preseason poll of league coaches and media. Saint Joseph's was tabbed as the preseason favorite, narrowly edging out Saint Louis for the top spot in the poll. Newcomer VCU came in third, followed by Temple, Massachusetts and Butler. La Salle was tabbed seventh, followed by Dayton, Xavier, Richmond, St. Bonaventure, Charlotte, George Washington, Fordham, Rhode Island and Duquesne. Butler received two first place votes in the poll.

2012-13 Butler University Men's Basketball Roster

No.	Name	Pos.	Ht.	Wt.	Yr.	Hometown (High School/Previous School)
0	Andrew Smeathers*	G	6-6	185	So.	Bargersville, Ind. (Center Grove)
2	Devontae Morgan	G	6-3	176	Fr.	Tampa, Fla. (Tampa Prep)
3	Alex Barlow*	G	5-11	187	So.	Springboro, Ohio (Moeller)
4	Erik Fromm**	F	6-8	223	Jr.	Bloomington, Ind. (Bloomington South)
11	Jackson Aldridge*	G	6-0	187	So.	Sydney, Australia (Australia Institute of Sport)
15	Rotnei Clarke	G	6-0	184	Sr.	Verdigris, Okla. (Verdigris/Arkansas)
21	Roosevelt Jones*	F	6-4	227	So.	O'Fallon, Ill. (O'Fallon)
22	Elliott Kampen*	G	6-5	180	So.	Muncie, Ind. (Yorktown)
23	Khyle Marshall**	F	6-6	216	Jr.	Davie, Fla. (Flanagan)
24	Kellen Dunham	G	6-6	185	Fr.	Pendleton, Ind. (Pendleton Heights)
30	Emerson Kampen***	C	6-8	201	Sr.	Muncie, Ind. (Yorktown)
31	Kameron Woods*	F	6-9	200	So.	Louisville, Ky. (Eastern)
33	Chase Stigall***	G	6-3	196	Sr.	New Castle, Ind. (Chrysler)
44	Andrew Smith***	C	6-11	243	Sr.	Zionsville, Ind. (Covenant Christian)

*—Varsity letters earned.

Coaching Staff:

Head Coach: Brad Stevens (DePauw '99), 139-40, Sixth Season

Associate Head Coach: Matthew Graves (Butler '98), 10th Season

Assistant Coaches:

Terry Johnson (IPFW '98), Sixth Season

Michael Lewis (Indiana '99), Second Season

Coordinator of Basketball Operations: Darnell Archey (Butler '03)

Men's Basketball Athletic Trainer: Ryan Galloy (Butler '00)

Graduate Managers: TJ Saint, Drew Cannon

Undergraduate Managers: Jared Todd, Michael Burke, Clayton Young, Christian Murphy

Pronunciation Guide:


Devontae - Dah-VON-tay

Smeathers - SMETH-urs

Stigall - Stah-GAHL

Brad Stevens

Head Coach, Butler University



No coach in the history of NCAA Division I basketball has done it better. In six seasons as a Butler's head coach, Brad Stevens compiled a record of success unmatched in NCAA annals.

The 36-year-old Butler coach boasts a 165-47 record, four league regular season championships, three league tournament titles and six trips to postseason tournament play. He has the top two single season win totals in Butler and history, and he became the only coach in school history to lead a team to the NCAA Division I national championship game, something he did twice!

Stevens, who owns two Horizon League Coach of the Year awards, has rewritten the NCAA record book for Best Coaching Starts by Wins. This year, he moved into the top spot on the six-year list with 165 victories. He captured the five-year record (139), moving ahead of Everett Case of North Carolina State (1947-51) in 2011-12, and he owns the three-year (89) and four-year (117) records. He's second on the two-year list with 56 wins.

This season, Butler's first in the rugged Atlantic 10 Conference, Stevens has guided the Bulldogs to 26 wins, a tie for third place in the A-10, a trip to the A-10 Tournament semifinals, a runner-up finish at the Maui Invitational and three "Top 10" victories, including a win over No. 1 Indiana. He had the Bulldogs, picked sixth in the A-10 preseason poll, ranked in the "Top 25" for 11 weeks, reaching as high as No. 9 in both the Associated Press and the USA Today national polls.

In 2011-12, Stevens led a young Butler team to a 20-win season, a third place finish in the Horizon League regular season race and a return trip to postseason play. He helped the Bulldogs to the semifinals of the Horizon League Tournament and to the semifinals of the College Basketball Invitational.

One year earlier, he guided Butler to a 28-10 campaign, a league-record fifth consecutive Horizon League regular season championship, a second straight league tournament title, a fifth

The Brad Stevens File

Name: Bradley Kent Stevens

Birthdate: 10/22/76

Wife: Tracy

Children: Brady, Kinsley

High School: Zionsville (Ind.)

College: DePauw University (Bachelor's Degree '99)

Sports Played: Basketball (Four varsity letters; team captain; HM All-Conference; Academic All-Conference)

Coaching Career:

Assistant Coach, Butler University, 2001-07

Head Coach, Butler University, 2007-

Notable:

- Best NCAA Coaching Start by Wins, 3 Seasons, 4 Seasons, 5 Seasons and 6 Seasons
- Second on Best NCAA Coaching Start by Wins - 2 Seasons list.
- Two-time Horizon League "Coach of the Year"
- Only men's basketball coach in Butler history to lead the Bulldogs to 30 wins in a season (2007-08 & 2009-10).
- First men's basketball coach in Butler history to lead the Bulldogs to four consecutive NCAA Tournament appearances.
- Butler record 11 NCAA Tournament wins.
- Youngest coach to lead a team to consecutive Division I Final Fours.
- Six career "Top 10" wins.
- Assistant coach for the USA at the 2011 World University Games.

consecutive trip to the NCAA Tournament and a second straight national runner-up finish.

In 2009-10, Stevens engineered the most remarkable season in Butler basketball history! The Bulldogs posted a 33-5 overall record, the Horizon League's first 18-0 conference mark and fourth overall unbeaten record, a fourth consecutive league regular season championship, a second Horizon League Tournament crown in three years and a national runner-up finish in the NCAA Tournament. The Bulldogs were nationally-ranked for the fourth straight year, and Butler compiled a school-record, 25-game winning streak, the longest winning streak in the nation! The Butler coach was named NABC All-District 12 Coach, and he was a finalist for several additional national coaching awards. Butler ended the season as the No. 2-ranked team in the final ESPN/USA Today national poll.

In his debut season in 2007-08, Stevens helped Butler become the first team in school and Horizon League history to record 30 wins. The 30-4 Bulldogs captured the Great Alaska Shootout, won a second consecutive Wooden Tradition trophy, and wrapped up Horizon League regular season and tournament championships. Butler won a first-round NCAA Tournament game, before falling in overtime to #5 Tennessee in the second round. The Bulldogs were ranked in the "Top 25" of the A. P. and ESPN/USA Today national polls for 19 consecutive weeks, including a record three weeks in

Best NCAA Division I Career Starts By Wins - 1 Year

Coach	School	Seasons	Record
Bill Guthridge	North Carolina	1997-98	34-4
Bill Hodges	Indiana State	1978-79	33-1
Jamie Dixon	Pittsburgh	2003-04	31-5
<i>Brad Stevens</i>	<i>Butler</i>	<i>2007-08</i>	<i>30-4</i>
Stan Heath	Kent State	2001-02	30-6

Best NCAA Division I Career Starts By Wins - 2 Years

Coach	School	Seasons	Record
Bill Guthridge	North Carolina	1998-99	58-14
<i>Brad Stevens</i>	<i>Butler</i>	<i>2008-09</i>	<i>56-10</i>
Everett Case	North Carolina State	1947-48	55-8
<i>Todd Lickliter</i>	<i>Butler</i>	<i>2002-03</i>	<i>53-12</i>
Ben Carnevale	North Carolina	1945-46	52-11

Best NCAA Division I Career Starts By Wins - 3 Years

Coach	School	Seasons	Record
Brad Stevens	Butler	2008-10	89-15
Mark Fox	Nevada	2005-07	81-18
Mark Few	Gonzaga	2000-02	81-20
Everett Case	No. Carolina State	1947-49	80-16
Bill Guthridge	North Carolina	1998-2000	80-28

Best NCAA Division I Career Starts By Wins - 4 Years

Coach	School	Seasons	Record
Brad Stevens	Butler	2008-11	117-25
Everett Case	No. Carolina State	1947-50	107-22
Mark Few	Gonzaga	2000-03	105-29
Jamie Dixon	Pittsburgh	2004-07	105-30
Bruce Stewart	W. Va. Wes./Mid. Tenn.	1983-86	104-34

the "Top 10." Butler set school- and league-records for regular season wins (27) and became just the second team in league history to record 16 league victories.

Only three coaches in NCAA Division I history - Bill Guthridge, North Carolina (34), Bill Hodges, Indiana State (33) and Jamie Dixon, Pittsburgh (31) - posted more first-year wins than the Butler coach. And at 31, Stevens became the third-youngest Division I coach to guide his team to 30 wins - the youngest in more than half a century!

In addition to becoming the first men's basketball coach in Butler history to lead the Bulldogs to 30 wins, Stevens broke the 34-game Butler coaching record (28-6) shared by three coaches. He moved into seventh place on Butler's all-time list for coaching victories after just one season.

His second season produced perhaps an even more remarkable record! He guided a Butler team picked fifth in the Horizon League, with no seniors and just one returning starter, to 26 wins, a "Top 25" national ranking, a second consecutive league regular season championship and another trip to the NCAA Tournament. He recorded his 50th career win faster than any other coach in Butler men's basketball history, and faster than all but four coaches in Division I history! Only Guthridge (58-14, 1998-99) posted more wins in his first two seasons! Stevens was the mid-season recipient of the Hugh Durham Mid-Major Coach of the Year Award, and he was cited as the Horizon League Coach of the Year.

Stevens was introduced as the new men's basketball head coach at Butler University on April 4, 2007, just three days after his former boss, Todd Lickliter, was named head coach at the University of Iowa. He became the third consecutive former Butler assistant coach to be named head coach of the Bulldogs, and he served under the previous two - Thad Matta and Lickliter.

Stevens worked with Lickliter for six seasons, 2001-07. During his tenure as an assistant coach with the Bulldogs, Butler compiled a 131-61 record, won three Horizon League regular season championships and made four trips to postseason tournament play. In 2006-07, Butler compiled a 29-7 record and advanced to the Sweet 16 of the NCAA Tournament. The Bulldogs won the NIT Season Tip-Off at Madison Square Garden in New York, and the team was ranked in the "Top 25" of both the Associated Press (A.P.) and ESPN/USA Today national polls for 16 consecutive weeks.

Stevens joined the Bulldogs' staff in 2000-01 as coordinator of basketball operations, handling a variety of administrative duties. He was offered a full-time assistant coaching position by Lickliter in 2001-02.

The Butler coach left a position as a marketing associate at Eli Lilly and Company in Indianapolis to pursue a career in basketball

coaching. He served in a volunteer capacity in Butler's basketball office during the summer of 2000, before eventually gaining a full-time administrative position under Matta.

Stevens, who is a member of the NABC Board of Directors and serves as Chairman of the NABC Ethics Committee, earned a B.A. degree in economics from DePauw in 1999. He was a four-year member of the basketball team at DePauw, earning the squad's "Coaches Award" in 1998-99. He and his wife, Tracy, have two children, son Brady and daughter Kinsley.

Best NCAA Division I Career Starts By Wins - 5 Years


Coach	School	Seasons	Record
Brad Stevens	Butler	2008-12	139-40
Everett Case	No. Carolina State	1947-51	137-29
Mark Few	Gonzaga	2000-04	133-32
Roy Williams	Kansas	1989-93	132-37
Jamie Dixon	Pittsburgh	2004-08	132-40



Brad Stevens' Head Coaching Record

Year	School	Overall	Pct.	Conference	Pct.	Conference Finish	Postseason
2007-08	Butler	30-4	.882	16-2	.889	1st	NCAA (Round of 32)
2008-09	Butler	26-6	.813	15-3	.833	1st	NCAA (Round of 64)
2009-10	Butler	33-5	.868	18-0	1.000	1st	NCAA (National Runner-up)
2010-11	Butler	28-10	.737	13-5	.722	1st	NCAA (National Runner-up)
2011-12	Butler	22-15	.595	11-7	.611	3rd-Tie	CBI (Semifinals)
2012-13	Butler	26-8	.765	11-5	.688	3rd-Tie	NCAA
Career		165-48	.775	84-22	.792		

2012-13 Bulldogs



#0 ANDREW SMEATHERS
G, 6-6, 185, So.
Bargersville, Ind./Center Grove

Parents: Jeff and Trish Smeathers
Born: 12/16/92
Major: Education

Quick Hits:

•Has seen action in 20 games this season.

- Played in 23 games in 2011-12.
- Posted the highest freshman scoring total since 2008 (when Shelvin Mack scored 18 against LSU in the NCAA Tournament) with 17 points against Oakland City (a total later matched by teammate Roosevelt Jones).
- Member of the 2011 Indiana All-Star Team.

2012-13 Highlights:

Has played in 20 games...missed two games in Maui due to injury...came off the bench to hit a three-point field goal against Illinois in the championship game of the Maui Invitational...scored three points in six minutes against Hanover...came off the bench with five points in eight minutes against Richmond...had five points in two minutes at the end of the A-10 semifinals' game against Saint Louis.

2011-12 Highlights:

Played in 23 games...posted the highest freshman scoring total since 2008 with 17 points against Oakland City (a total later matched by teammate Roosevelt Jones)...hit three of five three-point field goals and scored 11 points in 19 minutes in Butler's exhibition win over Franklin...scored first collegiate points with a three-point field goal against Louisville...hit a career-best five three-point field goals and led the Bulldogs with a career-high 17 points in 10 minutes against Oakland City...scored five points, grabbed a career-high five rebounds and hit a key three-point field goal to give Butler the lead for good against Green Bay at Hinkle Fieldhouse...had eight points in a career-high 23 minutes at Detroit...had first collegiate dunk in Butler's victory over Indiana State.

High School: Three-year varsity player at Center Grove High School...first player in school's history to be selected to the Indiana All-Star Team...scored a team-high 21 points and led Indiana to a 105-103 victory over Kentucky in the first game of the 2011 summer series...hit four of five shots from beyond three-point range, including the game-tying three-pointer, in the opening victory over Kentucky...named to the Metropolitan Interscholastic Conference All-Conference team in 2010 and 2011...two-time first team All-County performer...averaged 14.7 points and 5.0 rebounds as a senior, while helping Center Grove to its first sectional championship since 1994...contributed to a school-record 21 wins in 2010-11...hit 61 three-point field goals and shot 39.9% from three-point range...scored a career-high 27 points in a victory over Ben Davis...grabbed a career-high nine rebounds against Terre Haute North Vigo...chosen to play in the Hoosiers Reunion All-Star Classic following his senior season...selected to participate in the 23rd Annual North-South Classic in

April of 2011...averaged 14 points as a junior and helped Center Grove to a 17-4 record and the Metropolitan Interscholastic Conference championship...named to the Indiana Junior All-Star Team in 2010...tied the school record with seven three-point field goals against Lawrence North as a sophomore and then tied it again with seven three-pointers against Greenwood as a senior...High School Coach: Cliff Hawkins.

Andrew Smeathers Career Highs

Points: 17 vs. Oakland City, 11/29/11
Field Goals: 5 vs. Oakland City, 11/29/11
Field Goal Attempts: 9 at Detroit, 1/8/12
3-Point Field Goals: 5 vs. Oakland City, 11/29/11
3-Point Field Goal Attempts: 7 vs. Oakland City, 11/29/11; at Detroit, 1/8/12
Free Throws: 2 vs. Oakland City, 11/29/11; vs. Richmond, 1/16/13
Free Throw Attempts: 2 vs. Oakland City, 11/29/11; vs. Richmond, 1/16/13
Rebounds: 5 vs. Green Bay, 12/29/11
Assists: 1 vs. Oakland City, 11/29/11; at Detroit, 1/8/12; at Valparaiso, 3/3/12; vs. Hanover, 11/27/12
Steals: 1 at Detroit, 1/8/12
Blocked Shots: 1 vs. Hanover, 11/27/12
Minutes: 23 at Detroit, 1/8/12

2012-13 Andrew Smeathers Game-By-Game

Date	Opponent	MIN	FG	3PT	FT	O-D-T	AST	TO	B	S	PTS
11-10	Elon	1	0-0	0-0	0-0	0-0-0	0	0	0	0	0
11-13	At Xavier	1	0-1	0-1	0-0	0-1-1	0	0	0	0	0
11-19	vs. Marquette	DNP									
11-20	vs. North Carolina	DNP									
11-21	vs. Illinois	2	1-2	1-2	0-0	0-0-0	0	0	0	0	3
11-27	Hanover	6	1-3	1-3	0-0	0-0-0	1	2	1	0	3
12-1	Ball State	1	0-0	0-0	0-0	0-0-0	0	0	0	0	0
12-5	IUPUI	5	0-2	0-1	0-0	0-1-1	0	0	0	0	0
12-8	At Northwestern	DNP									
12-15	vs. Indiana	DNP									
12-22	Evansville	0+	0-0	0-0	0-0	0-0-0	0	0	0	0	0
12-29	At Vanderbilt	1	0-0	0-0	0-0	0-0-0	0	0	0	0	0
1-2	Penn	1	0-0	0-0	0-0	0-0-0	0	0	0	0	0
1-5	New Orleans	DNP									
1-9	At Saint Joseph's	1	0-0	0-0	0-0	0-0-0	0	0	0	0	0
1-12	At Dayton	DNP									
1-16	Richmond	8	1-4	1-4	2-2	0-1-1	0	0	0	0	5
1-19	Gonzaga	3	0-1	0-1	0-0	0-0-0	0	1	0	0	0
1-23	At La Salle	DNP									
1-26	Temple	0+	0-0	0-0	0-0	0-1-1	0	0	0	0	0
1-31	At Saint Louis	3	1-3	0-2	0-0	0-1-1	0	0	0	0	2
2-2	Rhode Island	DNP									
2-6	St. Bonaventure	1	0-0	0-0	0-0	0-0-0	0	0	0	0	0
2-9	At George Washington	DNP									
2-13	Charlotte	5	0-3	0-2	0-0	0-1-1	0	0	0	0	0
2-16	At Fordham	DNP									
2-19	Duquesne	1	0-0	0-0	1-2	0-0-0	0	0	0	0	1
2-22	Saint Louis	DNP									
3-2	At VCU	4	0-3	0-2	0-0	0-1-1	0	1	0	0	0
3-7	At Massachusetts	0+	0-0	0-0	0-0	0-0-0	0	0	0	0	0
3-9	Xavier	DNP									
3-14	vs. Dayton	DNP									
3-15	vs. La Salle	DNP									
3-16	vs. Saint Louis	2	2-3	1-2	0-0	0-0-0	0	0	0	0	5

*Starter.

	G-GS	MIN	FGM-A	PCT	3FM-A	PCT.	FTM-A	PCT	O/D	TOT	AVG.	PF-D	A	TO	B	S	PTS	AVG
2011-12	23-0	124	15-49	.306	12-41	.293	2-3	.667	2/11	13	0.6	21-0	3	2	0	1	44	1.9
2012-13	20-0	47	6-25	.240	4-20	.200	3-4	.750	0/7	7	0.4	6-0	1	4	1	0	19	1.0
Career	43-0	171	21-74	.283	16-61	.262	5-7	.714	2/18	20	0.5	27-0	4	6	1	1	63	1.5

2012-13 Bulldogs



#2 DEVONTAE MORGAN
G, 6-3, 176, Fr.
Tampa, Fla./Tampa Prep

Parents: Ernest Morgan Jr.
Born: 11/24/92
Major: Business (Exploratory)

Quick Hits:

•Tampa Bay Coaches Association Player of the

Year in 2011-12.

- Florida 3A Player of the Year as a senior.
- Two-time first team All-State.
- Florida "Mr. Basketball" Finalist.

2012-13 Highlights:

Has played in 18 games...grabbed first collegiate rebound at Xavier...scored first collegiate points with three free throws against Illinois in the championship game of the Maui Invitational...had five points in nine minutes against Hanover...scored three points, including an alley-oop dunk that wound up as the ESPN Sports Center Play of the Day, in eight minutes against IUPUI...played a career-high 10 minutes at Saint Louis and finished with two points, one assist and one steal...grabbed a career-high three rebounds in eight minutes of action at VCU.

High School:

Four-year varsity starter at Tampa Prep High School...two-time first team All-State performer...Florida 3A State Player of the Year as a senior...Florida Mr. Basketball Finalist...Tampa Bay Coaches Association Player of the Year in 2011-12...three-time Tampa Bay Coaches Association All-Star...Tampa Times Player of the Year as a senior...two-time first team All-County...City of Tampa Championships MVP in 2011-12...honorable mention All-State as a sophomore...two-year team captain...helped Tampa Prep to four consecutive state Final Four appearances (only player in the history of Tampa to play in four straight Final Fours)...led prep squad to a state championship in 2012 and a state runner-up finish in 2010...played on teams that compiled a four-year record of 109-15, including a 31-1 mark as a senior...averaged 15.4 points, 5.9 rebounds and 3.3 assists as a senior...posted 17.3 points, 8.2 rebounds and 3.1 assists as a junior...ranks eighth on Tampa Prep's all-time scoring list with 1,492 career points...scored a career-high 26 points against Winter Haven...had high games of 12 rebounds against Tampa Catholic and 10 assists against St. John Neumann in 2011-12...High School Coach: Joe Fenlon.

Devontae Morgan Career Highs

Points: 5 vs. Hanover, 11/27/12
Field Goals: 2 vs. Hanover, 11/27/12
Field Goal Attempts: 2 vs. Hanover, 11/27/12; vs. IUPUI, 12/5/12; vs. St. Bonaventure, 2/6/13
3-Point Field Goals: 1 vs. Hanover, 11/27/12
3-Point Field Goal Attempts: 1 vs. Illinois, 11/21/12; vs. Hanover, 11/27/12
Free Throws: 3 vs. Illinois, 11/21/12; vs. St. Bonaventure, 2/6/13
Free Throw Attempts: 4 vs. Illinois, 11/21/12; at VCU, 3/2/13
Rebounds: 3 at VCU, 3/2/13
Assists: 1 at Saint Louis, 1/31/13
Steals: 1 vs. Hanover, 11/27/12; at Saint Louis, 1/31/13
Blocked Shots: 0
Minutes: 10 at Saint Louis, 1/31/13


2012-13 Devontae Morgan Game-By-Game

Date	Opponent	MIN	FG	3PT	FT	O-D-T	AST	TO	B	S	PTS
11-10	Elon	1	0-0	0-0	0-0	0-0-0	0	0	0	0	0
11-13	At Xavier	3	0-0	0-0	0-0	0-1-1	0	0	0	0	0
11-19	vs. Marquette	DNP									
11-20	vs. North Carolina	DNP									
11-21	vs. Illinois	6	0-1	0-1	3-4	1-0-1	0	0	0	0	3
11-27	Hanover	9	2-2	1-1	0-0	0-0-0	0	2	0	1	5
12-1	Ball State	1	0-0	0-0	0-0	0-0-0	0	0	0	0	0
12-5	IUPUI	8	1-2	0-0	1-2	1-0-1	0	1	0	0	3
12-8	At Northwestern	0+	0-0	0-0	0-0	0-0-0	0	0	0	0	0
12-15	vs. Indiana	DNP									
12-22	Evansville	DNP									
12-29	At Vanderbilt	3	0-1	0-0	0-0	0-0-0	0	1	0	0	0
1-2	Penn	1	0-0	0-0	0-0	0-0-0	0	0	0	0	0
1-5	New Orleans	DNP									
1-9	At Saint Joseph's	DNP									
1-12	At Dayton	DNP									
1-16	Richmond	1	0-0	0-0	0-0	0-0-0	0	0	0	0	0
1-19	Gonzaga	DNP									
1-23	At La Salle	1	0-0	0-0	0-0	0-0-0	0	0	0	0	0
1-26	Temple	0+	0-0	0-0	0-0	0-0-0	0	0	0	0	0
1-31	At Saint Louis	10	1-1	0-0	0-0	0-0-0	1	0	0	1	2
2-2	Rhode Island	DNP									
2-6	St. Bonaventure	2	0-2	0-1	0-0	0-0-0	0	0	0	0	0
2-9	At George Washington	DNP									
2-13	Charlotte	DNP									
2-16	At Fordham	DNP									
2-19	Duquesne	1	0-1	0-0	0-0	0-0-0	0	0	0	0	0
2-22	Saint Louis	DNP									
3-2	At VCU	8	0-0	0-0	1-4	1-2-3	0	0	0	0	1
3-7	At Massachusetts	0+	0-0	0-0	0-0	0-0-0	0	0	0	0	0
3-9	Xavier	DNP									
3-14	vs. Dayton	DNP									
3-15	vs. La Salle	DNP									
3-16	vs. Saint Louis	1	0-1	0-0	0-0	0-1-1	0	0	0	0	0

*Starter.

	G-GS	MIN	FGM-A	PCT	3FM-A	PCT.	FTM-A	PCT	O/D	TOT	AVG.	PF-D	A	TO	B	S	PTS	AVG
2012-13	18-0	56	4-11	.364	1-3	.333	5-10	.500	3/4	7	0.4	9-0	1	4	0	2	14	0.8

2012-13 Bulldogs



#3 ALEX BARLOW
G, 5-11, 187, So.
Springboro, Ohio/Moeller

Parents: Tom and Tami Barlow
Born: 7/3/92
Major: Finance

Quick Hits:

- Starter in 21 games this season.
- Leads the team in steals.
- Hit a one-handed floater with 0:02.6 left in

overtime to lift Butler to an 88-86 victory over top-ranked Indiana. Shot is a finalist for Geico Play of the Year.

•Two-sport standout in basketball and baseball at Moeller High School.

•Earned a spot on Butler's 2011-12 roster as a walk-on.

2012-13 Highlights:

Has played in 33 Butler games, including 21 as a starter...had a career-high seven rebounds and three assists in 17 minutes against Elon...came off the bench and sparked the Bulldogs with five points, three assists, three steals and a strong defensive effort in the Bulldogs' win over Ball State...had four rebounds and three assists against IUPUI in his first collegiate start...recorded four assists at Northwestern...scored a career-high six points and hit one of the biggest shots in Butler basketball history to lift the Bulldogs to an overtime victory over top-ranked Indiana...matched his career scoring-high with six points at Vanderbilt...pulled down three rebounds and had four assists and a career-high three steals at Saint Joseph's...matched his career-high with six points and added three rebounds and three assists at Dayton...had five points, five rebounds and four assists against Richmond...scored five points, grabbed four rebounds and had a career-high six assists against #8 Gonzaga...shared the team lead in assists with five at La Salle...hit a career-best two three-point field goals and matched his career-highs with six points and seven rebounds against Duquesne...came off the bench to spark the Bulldogs with a career-high four steals at Massachusetts...shared the team rebounding lead with five in 19 minutes against Xavier.

2011-12 Highlights:

Played in 16 games...averaged 20 minutes during Butler's three games in the College Basketball Invitational...one of nine Butler players to record at least 10 steals...recorded first career steal at Indiana...came off the bench with a career-high four rebounds and three assists in four minutes against Oakland City...scored first collegiate points with a basket in the closing minutes of Butler's Horizon League Tournament victory over Milwaukee...came off the bench with career-highs of four points, four rebounds and three steals in 21 minutes against Delaware in the College Basketball Invitational...matched his career-high with four rebounds in 19 minutes at Penn in the quarterfinals of the CBI...had a career-high four assists and matched his career-highs with three steals and a blocked shot in 20 minutes against Pittsburgh in the semifinals of the CBI.

High School: Three-year varsity team member on the basketball squad at Moeller High School...earned honorable mention All-Ohio recognition as a senior...named first team All-Greater Catholic League South in 2010-11...second team All-GCL as a junior...named GCL South Defensive Player of the Year as a junior...earned honorable mention All-Southwest District honors in 2009-10...averaged 8.9 points, 5.2 rebounds, 3.6 assists and 2.5 steals in final high school season...shot 56% from the field and 41.2% from beyond the three-point arc in 2010-11...ranked fourth in the GCL in steals and fifth in assists as a senior...scored a career-high 21 points against Northmont as a senior and against Mentor as a junior...hit nine of 12 shots, including three of five from beyond the three-point arc, in the win over Northmont...posted a career-high 10 rebounds against Chaminade-Julienne in 2009-10 and against St. Xavier in 2008-09...had a career-best 10 assists against Aiken as a junior...recorded first career double-double with 17 points and 10 assists in the game against Aiken...had a career-high six steals in three different games

during his high school career...helped Moeller to a 22-3 record, a co-championship in the GCL and sectional and district titles as a senior...second team All-State shortstop on the baseball team at Moeller...led the GCL in hitting with a .532 average as a junior...named first team All-GCL and first team All-City in 2010...helped Moeller to a 29-2 record and the state semifinals as a junior...tied the Moeller single season record for stolen bases with 26 (in 26 attempts) as a senior...earned second team All-GCL honors in 2011...High School Coach: Carl Kremer.

BUTLER BESTS

Points

- 6 vs. Indiana, 12/15/12
- 6 at Vanderbilt, 12/29/12
- 6 at Dayton, 1/12/13
- 6 vs. Duquesne, 2/19/13
- 5, Three times, last vs. Gonzaga, 1/19/13

Rebounds

- 7 vs. Elon, 11/10/12
- 7 vs. Duquesne, 2/19/13
- 5 vs. Xavier, 3/9/13
- 5 vs. Richmond, 1/16/13
- 4, Eight times, last vs. Rhode Island, 2/2/13

Assists

- 6 vs. Gonzaga, 1/19/13
- 5 at La Salle, 1/23/13
- 4 vs. Richmond, 1/16/13
- 4 at Saint Joseph's, 1/9/13
- 4 at Northwestern, 12/8/12
- 4 vs. Pittsburgh, 3/21/12

2012-13 Bulldogs

Alex Barlow Career Highs

Points: 6 vs. Indiana, 12/15/12; at Vanderbilt, 12/29/12; at Dayton, 1/12/13; vs. Duquesne, 2/19/13

Field Goals: 2 vs. Ball State, 12/1/12; vs. Indiana, 12/15/12; at Vanderbilt, 12/29/12; vs. Richmond, 1/16/13; vs. Gonzaga, 1/19/13; vs. Duquesne, 2/19/13; at Massachusetts, 3/7/13

Field Goal Attempts: 5 vs. Duquesne, 2/19/13

3-Point Field Goals: 2 vs. Duquesne, 2/19/13

3-Point Field Goal Attempts: 5 vs. Duquesne, 2/19/13

Free Throws: 4 vs. Delaware, 3/14/12; at Dayton, 1/12/13

Free Throw Attempts: 6 at Dayton, 1/12/13

Rebounds: 7 vs. Elon, 11/10/12; vs. Duquesne, 2/19/13

Assists: 6 vs. Gonzaga, 1/19/13

Steals: 4 at Massachusetts, 3/7/13

Blocked Shots: 1 at Dayton, 1/12/13; vs. Richmond, 1/16/13

Minutes: 34 at La Salle, 1/23/13


2012-13 Alex Barlow Game-By-Game

Date	Opponent	MIN	FG	3PT	FT	O-D-T	AST	TO	B	S	PTS
11-10	Elon	17	1-1	0-0	0-0	1-6-7	3	1	0	0	2
11-13	At Xavier	11	1-2	0-1	0-0	1-0-1	0	0	0	1	2
11-19	vs. Marquette	DNP									
11-20	vs. North Carolina	1	0-0	0-0	0-0	0-0-0	0	0	0	0	0
11-21	vs. Illinois	6	0-0	0-0	1-2	1-2-3	1	0	0	1	1
11-27	Hanover	8	0-0	0-0	0-0	0-0-0	0	1	0	1	0
12-1	Ball State	19	2-3	0-1	1-1	0-2-2	3	1	0	3	5
12-5	IUPUI*	13	0-2	0-1	0-0	1-3-4	3	1	0	1	0
12-8	At Northwestern*	24	1-2	0-0	0-0	0-1-1	4	0	0	1	2
12-15	vs. Indiana*	19	2-3	0-1	2-2	0-1-1	0	3	0	2	6
12-22	Evansville*	15	0-1	0-0	0-0	0-2-2	0	1	0	1	0
12-29	At Vanderbilt*	23	2-3	0-1	2-2	0-4-4	3	2	0	2	6
1-2	Penn*	23	1-2	1-2	0-0	0-3-3	2	3	0	1	3
1-5	New Orleans*	23	1-3	1-2	0-0	2-2-4	2	2	0	1	3
1-9	At Saint Joseph's*	26	1-1	0-0	0-1	0-3-3	4	0	0	3	2
1-12	At Dayton*	30	1-1	0-0	4-6	0-3-3	3	1	1	2	6
1-16	Richmond*	33	2-3	1-2	0-0	0-5-5	4	2	1	0	5
1-19	Gonzaga*	33	2-4	1-3	0-0	0-4-4	6	3	0	2	5
1-23	At La Salle	34	0-0	0-0	0-0	0-3-3	5	2	0	1	0
1-26	Temple*	15	0-2	0-2	0-0	1-2-3	1	0	0	1	0
1-31	At Saint Louis*	12	0-0	0-0	0-0	0-2-2	2	2	0	0	0
2-2	Rhode Island*	17	0-1	0-0	2-2	0-4-4	0	0	0	0	2
2-6	St. Bonaventure*	23	1-2	1-2	0-0	0-2-2	1	2	0	0	3
2-9	At George Washington*	16	0-1	0-0	0-0	0-1-1	1	2	0	1	0
2-13	Charlotte	10	0-0	0-0	0-0	0-1-1	2	0	0	0	0
2-16	At Fordham*	23	0-1	0-1	1-2	0-1-1	1	3	0	2	1
2-19	Duquesne*	29	2-5	2-5	0-0	3-4-7	3	0	0	1	6
2-22	Saint Louis*	19	0-1	0-0	0-0	1-1-2	0	0	0	0	0
3-2	At VCU*	18	0-1	0-0	0-0	1-2-3	2	2	0	1	0
3-7	At Massachusetts	24	2-2	0-0	0-0	0-1-1	3	2	0	4	4
3-9	Xavier	19	0-0	0-0	2-4	0-5-5	2	1	0	2	2
3-14	vs. Dayton	20	0-1	0-0	0-0	0-1-1	2	0	0	2	0
3-15	vs. La Salle	17	0-1	0-1	0-0	0-2-2	3	0	0	0	0
3-16	vs. Saint Louis	11	0-2	0-2	0-0	0-2-2	0	2	0	1	0

*Starter.

	G-GS	MIN	FGM-A	PCT	3FM-A	PCT.	FTM-A	PCT	O/D	TOT	AVG.	PF-D	A	TO	B	S	PTS	AVG
2011-12	16-0	77	1-6	.167	0-4	.000	4-4	1.000	1/12	13	0.8	10-0	9	5	2	10	6	0.4
2012-13	33-21	631	22-51	.431	7-27	.259	15-22	.682	12/75	87	2.6	87-3	66	39	2	38	66	2.0
Career	49-21	708	23-57	.404	7-31	.226	19-26	.731	13/87	100	2.0	96-3	75	44	4	48	72	1.5

2012-13 Bulldogs



#4 ERIK FROMM
F, 6-8, 223, Jr.
Bloomington, Ind./Bloomington South

Parents: Donna Fromm (Father, Leonard, passed away on Feb. 2)

Born: 2/4/92

Major: Psychology

Quick Hits:

- Has played in 33 of 34 games this season.
- Second among Butler's non-starters in scoring.
- Played in 36 games in 2011-12, including 11 as a starter.
- Saw action in two of Butler's 2011 NCAA Tournament games.
- Member of the 2010 Indiana All-Star Team.
- Helped Bloomington South High School to a 68-3 record over three seasons.

2012-13 Highlights:

Has played in 33 Butler games (missed one game following the death of his father, Leonard)...had six rebounds in 15 minutes in a reserve stint against Elon...came off the bench with six points in 12 minutes at Xavier...had a key tip-in down the stretch in Butler's victory over Marquette...came off the bench with seven points and three rebounds against North Carolina...tallied six points and grabbed four rebounds in 15 minutes against Illinois in the championship game of the Maui Invitational...had four points and five rebounds in a season-high 18 minutes against Ball State...came off the bench with 10 points and three rebounds against IUPUI...grabbed eight rebounds and scored five points in 15 minutes at Northwestern...came off the bench with 10 points and five rebounds to help lead Butler past top-ranked Indiana...had seven points and three rebounds in 12 minutes at Dayton...grabbed four offensive rebounds against Temple...returned to action after missing one game and hit a three-point field goal against St. Bonaventure...had five rebounds and four points in 10 minutes at George Washington...scored a season-high 13 points and grabbed a career-high nine rebounds as a starter against Charlotte...came off the bench with five points in Butler's victory over Xavier...scored nine consecutive points in the second half to help lift Butler past Dayton in the A-10 Tournament...came off the bench with two points and four rebounds in seven minutes against La Salle in the quarterfinals of the A-10 Tournament.

2011-12 Highlights:

Played 36 games, including 11 as a starter...finished fifth on the squad in three-point field goals...second on the team in three-point field goal percentage...came off the bench with five points in 15 minutes at Evansville...scored 10 points in 17 minutes against Oakland City...had five points in nine minutes against #8 Xavier...helped spark the Bulldogs with nine points off the bench against Purdue...given first collegiate start at Gonzaga and wound up leading Butler with a career-high 16 points...came off the bench with 10 points and two rebounds at Green Bay...posted second consecutive double-figures scoring performance with 10 points in a reserve role against Wright State...returned to Butler's starting lineup at home against Detroit and posted 10 points for the third consecutive game...had 10 points in 17 minutes at home against Loyola...posted fifth double-figures scoring performance in seven games with 11 points against Indiana State...grabbed a career-high seven rebounds in

Butler's Horizon League Tournament victory over Milwaukee...scored 12 points and grabbed a team-high six rebounds against Valparaiso in the Horizon League Tournament Semifinals.

2010-11 Highlights:

Saw action in 26 regular season games, including two NCAA Tournament contests...had two points and a rebound in his collegiate debut against Marian...came off the bench with a career-high six points and two rebounds in Butler's victory over Ball State...had three points in a season-high 10 minutes against Evansville...pulled down a pair of rebounds in Butler's win at Loyola...scored four points in five minutes against Mississippi Valley State.

High School: Three-year varsity team member and two-year varsity starter at Bloomington South High School...had a 52-1 record as a varsity starter (losing the final game of his senior year)...helped Bloomington South to an unbeaten (26-0) season, a #1 state rank, a #3 national rank and a state championship in 2008-09...team captain and leading scorer on No. 1-ranked team as a senior...helped Bloomington South to a 23-1 record and the Final Eight of the state tournament in 2009-10...named to the Indiana All-Star Team...John Wooden Award winner...*Herald Times* "Player of the Year" as a senior...A.P. Second Team All-State in 2009-10...selected to the Indiana Academic All-State Team...named to the MaxPreps Top 100 Players in the Nation (#100) and Hoosier Basketball's "Top 60 Players"...2010 IBCA Top 15 Seniors in 2009-10...selected as one of five ESPN Rise National Players of the Week, 2/15/10...Midwest Player of the Week, ESPN Rise...IBCA/Pacers.org Player of the Week three times in 2009-10...nominated for the McDonald's All-American Team...two-year All-Area performer...two-year, first team All-Conference...received team's "B" Man Award for leadership as a senior...scored 25 points in the North/South All-Star Game in April of 2010...averaged 15.3 points, 8.5 rebounds and 1.2 blocked shots as a senior...had career-highs of 26 points, 19 rebounds, three assists and three blocked shots against Pike as a senior...named to the IBCA Junior All-Star Team in 2009...selected 2009 IBCA Top 15 Underclassmen...named to the 2009 A.P. State Tournament Team...chosen to the Conference Indiana Leadership Council in 2009...averaged 10.3 points and 7.1 rebounds as a junior...three-year varsity letterwinner...High School Coach: J. R. Holmes.

BUTLER BESTS

Points

16 at Gonzaga, 12/20/11
13 vs. Charlotte, 2/13/13
12 at Valparaiso, 3/3/12
11 vs. Indiana State, 2/18/12
10, Seven times, last vs. Indiana, 12/15/13

Rebounds

9 vs. Charlotte, 2/13/12
8 at Northwestern, 12/8/12
7 vs. Milwaukee, 3/2/12
6 at Valparaiso, 3/3/12
6 vs. Elon, 11/10/12

2012-13 Bulldogs

Erik Fromm Career Highs

Points: 16 at Gonzaga, 12/20/11
Field Goals: 6 at Gonzaga, 12/20/11
Field Goal Attempts: 11 at Gonzaga, 12/20/11; at Valparaiso, 3/3/12
3-Point Field Goals: 4 at Gonzaga, 12/20/11
3-Point Field Goal Attempts: 6 at Gonzaga, 12/20/11; vs. Charlotte, 2/13/13
Free Throws: 4 vs. Mississippi Valley State, 12/11/10; vs. Oakland City, 11/29/11
Free Throw Attempts: 4 vs. Mississippi Valley State, 12/11/10; vs. Oakland City, 11/29/11; at Valparaiso, 3/3/12; vs. Hanover, 11/27/12
Rebounds: 9 vs. Charlotte, 2/13/13
Assists: 1 vs. Stanford, 12/18/10; at Stanford, 12/22/11; at Detroit, 1/8/12; at Green Bay, 1/28/12; at Xavier, 11/13/12; vs. IUPUI, 12/5/12; vs. Indiana, 12/15/12; vs. Gonzaga, 1/19/13
Steals: 2 at Xavier, 12/9/10; vs. Ball State, 12/1/12
Blocked Shots: 2 vs. Oakland City, 11/29/11
Minutes: 25 at Gonzaga, 12/20/11; vs. Detroit, 2/4/12

2012-13 Erik Fromm Game-By-Game

Date	Opponent	MIN	FG	3PT	FT	REB		AST	TO	B	S	PTS
						O-D-T						
11-10	Elon	15	0-1	0-1	1-2	2-4-6	0	2	0	1	1	
11-13	At Xavier	12	2-5	1-2	1-3	2-0-2	1	0	0	1	6	
11-19	vs. Marquette	11	1-1	0-0	0-0	1-0-1	0	0	0	0	2	
11-20	vs. North Carolina	12	3-9	1-5	0-0	1-2-3	0	1	0	0	7	
11-21	vs. Illinois	15	3-4	0-0	0-0	3-1-4	0	0	0	0	6	
11-27	Hanover	11	0-2	0-1	3-4	1-0-1	0	1	0	0	3	
12-1	Ball State	18	2-7	0-4	0-0	3-2-5	0	0	0	2	4	
12-5	IUPUI	16	4-6	2-4	0-0	0-3-3	1	0	0	1	10	
12-8	At Northwestern	15	2-5	0-2	1-3	3-5-8	0	1	1	0	5	
12-15	vs. Indiana	20	4-7	2-3	0-0	5-0-5	1	2	0	1	10	
12-22	Evansville	5	0-1	0-1	0-0	1-0-1	0	0	0	1	0	
12-29	At Vanderbilt	13	0-0	0-0	1-2	1-1-2	0	0	0	1	1	
1-2	Penn	7	0-1	0-0	2-2	0-1-1	0	0	0	0	2	
1-5	New Orleans	8	0-0	0-0	0-0	0-1-1	0	0	0	0	0	
1-9	At Saint Joseph's	12	1-3	1-2	0-0	0-3-3	0	0	1	0	3	
1-12	At Dayton	12	3-5	1-3	0-0	0-3-3	0	2	0	0	7	
1-16	Richmond	9	2-3	1-2	0-1	0-2-2	0	1	0	0	5	
1-19	Gonzaga	13	0-1	0-1	1-2	1-2-3	1	0	0	0	1	
1-23	At La Salle	6	1-1	0-0	0-0	0-0-0	0	0	0	0	2	
1-26	Temple	11	0-2	0-1	0-0	4-0-4	0	0	0	0	0	
1-31	At Saint Louis	15	1-1	0-0	0-0	0-2-2	0	4	0	0	2	
2-2	Rhode Island	DNP										
2-6	St. Bonaventure	8	1-4	1-3	0-0	0-1-1	0	0	0	0	3	
2-9	At George Washington	10	2-4	0-1	0-0	3-2-5	0	1	0	1	4	
2-13	Charlotte*	24	5-8	3-6	0-0	3-6-9	0	1	0	0	13	
2-16	At Fordham	15	0-2	0-0	0-0	0-4-4	0	1	0	0	0	
2-19	Duquesne	4	0-0	0-0	0-0	0-0-0	0	0	0	0	0	
2-22	Saint Louis	7	0-1	0-1	0-1	0-0-0	0	0	1	0	0	
3-2	At VCU	14	0-3	0-2	1-2	0-1-1	0	3	0	0	1	
3-7	At Massachusetts	2	0-0	0-0	0-0	0-0-0	0	0	0	0	0	
3-9	Xavier	13	2-4	1-2	0-0	0-1-1	0	2	0	0	5	
3-14	vs. Dayton	10	4-6	1-3	0-0	0-0-0	0	0	0	0	9	
3-15	vs. La Salle	7	1-2	0-0	0-0	1-3-4	0	0	0	0	2	
3-16	vs. Saint Louis	10	0-0	0-0	0-0	1-2-3	0	0	0	0	0	

*Starter.

	G-GS	MIN	FGM-A	PCT	3FM-A	PCT.	FTM-A	PCT	O/D	TOT	AVG.	PF-D	A	TO	B	S	PTS	AVG
2010-11	26-0	88	5-29	.172	3-17	.176	8-8	1.000	3/11	14	0.5	14-1	1	1	0	4	21	0.8
2011-12	36-11	397	53-138	.384	18-53	.340	19-30	.633	31/30	61	1.7	61-1	3	28	8	5	143	4.0
2012-13	33-1	380	44-99	.444	15-50	.300	11-22	.500	36/52	88	2.7	60-2	4	22	3	9	114	3.5
Career	95-12	863	102-266	.383	36-120	.300	38-60	.633	70/93	163	1.7	135-4	8	51	11	18	278	2.9

2012-13 Bulldogs



#11 JACKSON ALDRIDGE
G, 6-0, 187, So.
Sydney, Australia/Australia Inst. of Sport

Parents: Geoff and Sharon Aldridge
Born: 5/14/92
Major: Finance

Quick Hits:

- Has seen action in 24 games this season.
- Played in 35 games in his initial season in 2011-

12, including one as a starter.

- Point-guard for the Australian team at the 2011 FIBA U19 World Championship.
- Selected as the outstanding point guard at the 16-team Albert Schweitzer Tournament in Manheim, Germany in 2010.

2012-13 Highlights:

Has played in 24 Butler games this season...played a season-high 21 minutes in Butler's victory over Marquette at the Maui Invitational...came off the bench with a season-high seven points and three assists against Hanover...had a career-high five assists and tallied five points in 16 minutes against IUPUI...came off the bench with three rebounds, two assists and two steals in 11 minutes against Penn...hit a pair of free throws at Saint Louis...hit a clutch three-point field goal in Butler's win at George Washington...had an assist and a rebound in eight minutes against Saint Louis in the A-10 Tournament.

2011-12 Highlights:

Played 35 games in his freshman season...came off the bench with seven points and three assists against Evansville in his first collegiate game...sparked the Bulldogs with 10 points off the bench against Savannah State...had seven points and scored a key free throw late in the game against Gardner-Webb...scored five points and had career-highs of six rebounds and four assists against Oakland City...hit five of six free throw attempts in 15 minutes against #8 Xavier...came off the bench with eight points and a team/career-high four assists at Ball State...had four points and three assists in 24 minutes against Purdue...given first collegiate start at Gonzaga and finished with two points and three rebounds...came off the bench with a career-high 15 points, including 11 in the second half, at Stanford...had 10 points and two steals in Butler's home victory over Youngstown State...hit four clutch free throws in the second half at UIC...had five points in 10 minutes at Green Bay, despite breaking half of his front tooth in a collision with Phoenix guard Keifer Sykes...sparked the Bulldogs with a career-high 15 points, including a career-best three three-point field goals, at Youngstown State.

Background: Boasts an extensive background in national and international competitions...awarded a scholarship to the Australian Institute of Sport in 2010...member of the Australian team at the 2011 FIBA U19 World Championship (which included the USA and Khyle Marshall) in Latvia...scored 21 points and helped Australia to a 72-52 victory over Poland at the World Championship...had 11 points in a one-point loss to the USA in the fifth place game at the tournament in Latvia...averaged 8.7 points, shot .417 (10-24) from beyond the three-point arc and hit .818 (18-22) from three free throw line in nine games at the 2011 World Championship...named All-Tournament and chosen the outstanding point-guard at the 16-team Albert Schweitzer Tournament in Manheim, Germany, in 2010, while helping Australia to the gold medal...averaged 12.7 points, 4.9 rebounds and 3.7 assists in seven games at the Schweitzer Tournament...scored 20 points to help Australia past Israel in the Schweitzer Tournament...had 18 points and seven rebounds against Spain in Germany...

represented New South Wales at the 2010 and 2011 Australian U20 Championships...averaged 15.0 points and 4.3 rebounds at the 2010 U20 Championships...competed in the 2009 Australian Youth Olympic Games...represented NSW Metro at the 2008 and 2009 Australian U18 Championships and the 2007 U16 Championships...attended high school at St. Ignatius' College in Adelaide, South Australia...broke the St. Ignatius' College school record with a career-high 55 points in a game against St. Joseph's College...tallied 42 points in a game against Sydney Grammar School.

Jackson Aldridge Career Highs

- Points:** 15 at Stanford, 12/22/11; at Youngstown State, 2/9/12
- Field Goals:** 5 at Stanford, 12/22/11; at Youngstown State, 2/9/12
- Field Goal Attempts:** 8 at Youngstown State, 2/9/12
- 3-Point Field Goals:** 3 at Youngstown State, 2/9/12
- 3-Point Field Goal Attempts:** 5 vs. Youngstown State, 1/15/12; at Youngstown State, 2/9/12
- Free Throws:** 6 vs. Savannah State, 11/21/11
- Free Throw Attempts:** 9 vs. Savannah State, 11/21/11
- Rebounds:** 6 vs. Oakland City, 11/29/11
- Assists:** 5 vs. IUPUI, 12/5/12
- Steals:** 2 vs. Savannah State, 11/21/11; vs. Youngstown State, 1/15/12; vs. Penn, 1/2/13
- Blocked Shots:** 0
- Minutes:** 28 at Youngstown State, 2/9/12

2012-13 Jackson Aldridge Game-By-Game

Date	Opponent	MIN	FG	3PT	FT	O-D-T	AST	TO	B	S	PTS
11-10	Elon	8	0-0	0-0	0-0	0-0-0	0	1	0	0	0
11-13	At Xavier	4	0-1	0-0	0-0	0-1-1	0	1	0	0	0
11-19	vs. Marquette	21	0-4	0-2	0-0	0-2-2	1	0	0	0	0
11-20	vs. North Carolina	5	0-1	0-0	1-2	0-0-0	0	1	0	0	1
11-21	vs. Illinois	3	0-0	0-0	0-0	0-1-1	1	1	0	1	0
11-27	Hanover	16	2-7	1-2	2-5	0-3-3	3	1	0	0	7
12-1	Ball State	2	0-0	0-0	0-0	0-1-1	0	1	0	0	0
12-5	IUPUI	16	0-1	0-1	5-6	0-2-2	5	1	0	1	5
12-8	At Northwestern	DNP									
12-15	vs. Indiana	2	0-1	0-0	0-0	0-0-0	0	0	0	0	0
12-22	Evansville	DNP									
12-29	At Vanderbilt	3	0-1	0-0	0-0	0-0-0	0	0	0	0	0
1-2	Penn	11	0-0	0-0	0-0	0-3-3	2	1	0	2	0
1-5	New Orleans	4	0-1	0-0	0-0	0-1-1	1	0	0	0	0
1-9	At Saint Joseph's	DNP									
1-12	At Dayton	9	1-1	0-0	0-0	0-0-0	1	1	0	1	2
1-16	Richmond	4	0-0	0-0	0-0	0-0-0	0	1	0	0	0
1-19	Gonzaga	DNP									
1-23	At La Salle	6	0-2	0-0	0-0	0-1-1	1	1	0	0	0
1-26	Temple	0+	0-0	0-0	0-0	0-0-0	0	0	0	0	0
1-31	At Saint Louis	4	0-0	0-0	2-2	0-0-0	0	0	0	0	2
2-2	Rhode Island	DNP									
2-6	St. Bonaventure	6	0-2	0-2	0-0	0-0-0	0	1	0	0	0
2-9	At George Washington	4	1-2	1-1	0-0	0-1-1	0	0	0	0	3
2-13	Charlotte	3	0-0	0-0	0-0	0-0-0	1	1	0	0	0
2-16	At Fordham	DNP									
2-19	Duquesne	1	0-0	0-0	0-0	0-0-0	0	0	0	0	0
2-22	Saint Louis	DNP									
3-2	At VCU	5	0-0	0-0	0-0	1-0-1	0	0	0	0	0
3-7	At Massachusetts	0+	0-0	0-0	0-0	0-0-0	0	0	0	0	0
3-9	Xavier	DNP									
3-14	vs. Dayton	DNP									
3-15	vs. La Salle	DNP									
3-16	vs. Saint Louis	8	0-0	0-0	0-0	0-1-1	1	2	0	0	0

*Starter.

	G-GS	MIN	FGM-A	PCT	3FM-A	PCT.	FTM-A	PCT	O/D	TOT	AVG.	PF-D	A	TO	B	S	PTS	AVG
2011-12	35-1	478	36-115	.313	14-56	.250	45-56	.804	5/35	40	1.1	29-1	32	55	0	12	131	3.7
2012-13	24-0	145	4-24	.167	2-8	.250	10-15	.667	1/17	18	0.8	15-0	17	15	0	5	20	0.8
Career	59-1	623	40-139	.288	16-64	.250	55-71	.775	6/52	58	1.0	44-1	49	70	0	17	151	2.6

2012-13 Bulldogs



#22 ELLIOTT KAMPEN
G, 6-5, 180, So.
Muncie, Ind./Yorktown

Parents: Dennis Bigler and Debi Kampen-Bigler
Born: 5/21/91
Major: Business, Finance

Quick Hits:

•Has played in 11 games this season.

- Played in 12 games in 2011-12.
- Younger brother of Butler letterwinner Emerson Kampen.
- Earned a spot on the team as a walk-on in 2011-12, after not playing basketball in 2010-11 while attending Indiana University.

2012-13 Highlights:

Has played in 11 games this season...grabbed a rebound in Butler's wins over Hanover and IUPUI.

2011-12 Highlights:

Played in 12 games in first season with the Bulldogs...saw brief action against Savannah State for first collegiate appearance...played four minutes against Oakland City and two at Detroit...came off the bench with a career-high five points in a career-best 14 minutes at Milwaukee...scored one point in nine minutes against Detroit at Hinkle Fieldhouse...grabbed first collegiate rebound in Butler's victory over Indiana State.

High School: Three-year varsity starter at Yorktown High School... four-year varsity player in high school...named to the Hoosier Heritage Conference All-League team for three consecutive years... earned all-county honors for three straight years...named to the Indiana Basketball Coaches Association All-State team as a senior... honorable mention All-State as a junior...two-year team captain... chosen as one of *Hoosier Basketball's* "Top 100" seniors in 2009-10 and named to the "Top 60" list at the end of the season...averaged 19.3 points, 6.5 rebounds and 3.1 assists as a senior, while helping Yorktown to its first sectional championship in 12 years...shot 58% from the field in his final high school season...posted a high game of 32 points (12 of 18 from the field) against Mt. Vernon in his final high school season...had 31 points in a game against Shenandoah in 2009-10...posted a career-high 12 rebounds against Shenandoah... averaged 14 points, 4.0 rebounds and 3.0 assists as a junior...shot .531 from the field as a junior and .565 as a sophomore...High School Coach: Blake Everhart.

Elliott Kampen Career Highs

Points: 5 at Milwaukee, 1/26/12
Field Goals: 1 at Milwaukee, 1/26/12
Field Goal Attempts: 2 at Milwaukee, 1/26/12
3-Point Field Goals: 1 at Milwaukee, 1/26/12
3-Point Field Goal Attempts: 1 at Milwaukee, 1/26/12; vs. UIC, 2/21/12
Free Throws: 2 at Milwaukee, 1/26/12
Free Throw Attempts: 2 at Milwaukee, 1/26/12; vs. Detroit, 2/4/12
Rebounds: 1 vs. Indiana State, 2/18/12; vs. Hanover, 11/27/12; vs. IUPUI, 12/5/12
Assists: 0
Steals: 0
Blocked Shots: 0
Minutes: 14 at Milwaukee, 1/26/12


2012-13 Elliott Kampen Game-By-Game

Date	Opponent	MIN	FG	3PT	FT	O-D-T	AST	TO	B	S	PTS
11-10	Elon	1	0-1	0-1	0-0	0-0-0	0	0	0	0	0
11-13	At Xavier	DNP									
11-19	vs. Marquette	DNP									
11-20	vs. North Carolina	DNP									
11-21	vs. Illinois	0+	0-0	0-0	0-0	0-0-0	0	0	0	0	0
11-27	Hanover	2	0-0	0-0	0-0	0-1-1	0	0	0	0	0
12-1	Ball State	1	0-0	0-0	0-0	0-0-0	0	0	0	0	0
12-5	IUPUI	4	0-0	0-0	0-0	0-1-1	0	0	0	0	0
12-8	At Northwestern	DNP									
12-15	vs. Indiana	DNP									
12-22	Evansville	DNP									
12-29	At Vanderbilt	1	0-0	0-0	0-0	0-0-0	0	0	0	0	0
1-2	Penn	1	0-0	0-0	0-0	0-0-0	0	0	0	0	0
1-5	New Orleans	DNP									
1-9	At Saint Joseph's	DNP									
1-12	At Dayton	DNP									
1-16	Richmond	1	0-0	0-0	0-0	0-0-0	0	0	0	0	0
1-19	Gonzaga	DNP									
1-23	At La Salle	DNP									
1-26	Temple	0+	0-0	0-0	0-0	0-0-0	0	0	0	0	0
1-31	At Saint Louis	DNP									
2-2	Rhode Island	DNP									
2-6	St. Bonaventure	DNP									
2-9	At George Washington	DNP									
2-13	Charlotte	DNP									
2-16	At Fordham	DNP									
2-19	Duquesne	1	0-0	0-0	0-0	0-0-0	0	0	0	0	0
2-22	Saint Louis	DNP									
3-2	At VCU	DNP									
3-7	At Massachusetts	0+	0-0	0-0	0-0	0-0-0	0	0	0	0	0
3-9	Xavier	DNP									
3-14	vs. Dayton	DNP									
3-15	vs. La Salle	DNP									
3-16	vs. Saint Louis	DNP									

*Starter.

	G-GS	MIN	FGM-A	PCT	3FM-A	PCT.	FTM-A	PCT	O/D	TOT	AVG.	PF-D	A	TO	B	S	PTS	AVG
2011-12	12-0	40	1-5	.200	1-4	.250	3-4	.750	0/1	1	0.1	3-0	0	2	0	0	6	0.5
2012-13	11-0	12	0-1	.000	0-1	.000	0-0	.000	0/2	2	0.2	0-0	0	0	0	0	0	0.0
Career	23-0	52	1-6	.167	1-5	.200	3-4	.750	0/3	3	0.1	3-0	0	2	0	0	6	0.3

2012-13 Bulldogs



#15 ROTNEI CLARKE
G, 6-0, 184, Sr.
Verdigris, Okla./Verdigris

Parents: Conley and Christine Clarke
Born: 7/20/89
Major: Organizational Communication and Leadership

Quick Hits:

•Starter in 122 collegiate games at Butler and

Arkansas.

- Has played in 31 games this season, all as a starter.
- Leads the Bulldogs in minutes played (33.2).
- Ranks third on Butler's single season chart for three-point field goals with 108.
- Chosen to the All-Tournament Team at the Atlantic 10 Conference Men's Basketball Championship.
- Named first team Atlantic 10 Conference All-Conference.
- Chosen to the 10-Player USBWA All-District V Team.
- Named Atlantic 10 Conference Player of the Week for the period, Nov. 19-25, (Maui Invitational).
- Chosen to the All-Tournament Team at the 2012 Maui Invitational (his first collegiate regular season tournament).
- Named to the Atlanta Tipoff Club 2012-13 Naismith Early Season Watch List and the 2013 Bob Cousy Award watch list.
- Ranked fifth on the 2012-13 ESPN list of "Top 10 Three-Point Shooters".
- Named second team Preseason Atlantic 10 All-Conference.
- First player to score 20 points in his Butler debut since 2000.
- Transferred to Butler from Arkansas in 2011.
- Leading scorer at Arkansas in 2010-11 with a 15.2 scoring average.
- Named second team All-SEC in 2010-11
- All-Time leading scorer in Oklahoma high school history with 3,758 career points.

2012-13 Highlights:

Starter in 31 Butler games (missed Butler's games against Richmond, Gonzaga and La Salle with a severely sprained neck suffered in Butler's victory at Dayton)...scored a game-high 21 points in 22 minutes as a starter in Butler's season-opener against Elon...matched his career-high with five assists at Xavier...scored 20 points and nailed the game-winning three-point field goal at the buzzer to lift Butler past Marquette in the first round of the Maui Invitational...shared the team scoring lead with 17 points in Butler's victory over #9 North Carolina in the Maui Invitational semifinals...scored 27 points against Illinois in the championship game of the Maui Invitational...hit five of six three-point field goal attempts and shared the team scoring lead with 19 points against Hanover...led the Bulldogs with 15 points and a career-high five assists against Ball State...shared the team scoring lead with 17 points in 24 minutes against IUPUI...hit four three-point field goals and scored 13 points at Northwestern...led all scorers with 19 points in a career-high 45 minutes in Butler's victory over top-ranked Indiana...led the Bulldogs with 20 points against Evansville...hit six of nine three-point field goal attempts and scored a game-high 22 points to lead Butler past Vanderbilt...had a Butler career-high 28 points, matched his career-high with six rebounds and added four assists to help lead Butler past Saint Joseph's...suffered a neck injury 12 minutes into the first half at Dayton and was taken from the court on a stretcher. (Discharged from Miami Valley Hospital later that evening with no fracture.)...marked his return to action with a game-high 24 points, including a career-high 13 of 14 free throws, and a career-high nine assists against Temple...led the Bulldogs with 17 points at Saint Louis...scored a game-high 23 points against Rhode Island...had a team-high 17 points and five assists against St. Bonaventure...led the Bulldogs with 14 points, matched his rebounding career-high with six and added four assists and three steals at George Washington...scored 15 points in the final 3:21 and finished with a game-high 18 points against Charlotte...had a game-high 22 points and matched his career-high with six rebounds at Fordham...led the

Bulldogs with 16 points against Duquesne...scored 13 points and grabbed a career-high seven rebounds against Saint Louis at home...shared the Butler scoring lead with 17 points at Massachusetts...led the Bulldogs with 21 points against Xavier...hit six three-point field goals and scored a game-high 21 points against Dayton in the A-10 Tournament...led the Bulldogs with 14 points against La Salle in the A-10 Tournament quarterfinals...topped the Bulldogs with 16 points in the A-10 Tournament semifinals against Saint Louis.

At Arkansas: 2010-11: Led the Razorbacks in scoring (15.2) and earned second team All-SEC honors as a junior...posted the SEC's best single game scoring performance in 2010-11 with 36 points in a victory at No. 19 Vanderbilt...scored 20 or more points in 10 different games during his junior season...became the 34th member of the Razorbacks' 1,000-point club and finished his junior season in 21st place on the Arkansas all-time scoring chart with 1,306 career points...became the fastest in Arkansas history to reach 200 three-point field goal when he reached that milestone in his 66th game...moved into the No. 2 spot on the Arkansas all-time list for three-point field goals with 274 career three-pointers...became just the sixth Arkansas player to be named SEC Player of the Week twice in a season in 2010-11...just the second Arkansas player to earn SEC Player of the Week honors three times in a career...named the best shooter in the SEC by Sporting News during the preseason...**2009-10:** Named the No. 1 shooter in the nation in the preseason by FoxSports.com...named the nation's No. 1 shooter by Andy Katz of ESPN...set an Arkansas school record for points in a game with 51 points against Alcorn State...had a school and SEC record 13 three-point field goals in the win over Alcorn State...earned SEC Player of the Week honors following his record-breaking performance...became just the second player in Arkansas history to hit 100 three-point field goals in a season, finishing just two shy of the Arkansas single season record (102)...15th player in SEC history to hit 100 three-point field goals in a season...ranked ninth in the NCAA in both three-point field goals per game (3.2) and three-point field goal percentage (.427)...had a streak of 30 consecutive games (over two seasons) with at least one three-point field goal, the second-longest streak in Arkansas history and the 17th-longest in SEC history...led the Razorbacks in scoring nine times and scored in double-figures 23 times...**2008-09:** Top freshman in the nation in three-point field goal shooting (.393)...one of two players to start all 30 games for the Razorbacks...averaged 12.2 points...tied for 10th on Arkansas' all-time single season list for freshmen...hit 83 three-point field goals, the most by an Arkansas player since 2002...hit three or more three-pointers in 17 of 30 games...hit 46 three-pointers in SEC play, the fourth-best total in school history...led the team in scoring six times...scored in double-figures 22 times...tallied 17 points in his collegiate debut.

High School: Led Verdigris High School to its first Class 3A state championship...Oklahoma's all-time leading scorer with 3,758 points, breaking Ty Harman's 1989 state record of 3,639 points...broke the state scoring record with a 37-point performance against Adair...scored 35 points in a 62-51 championship game win over Tahlequah Sequoyah...scored 30 or more points 72 times, 40 or more points 34 times, 50 or more points seven times and 60 or more twice...averaged 40.9 points, 8.0 rebounds, 6.9 assists and 3.4 steals as a senior...hit 159 three-point field goals in final prep season...posted career averages of 33.2 points, 6.9 rebounds, 5.1 assists and 3.4 steals...shot .471 (498-1057) from beyond the three-point arc, 60% on two-point field goals, .539 from the field overall and .887 from the free throw line...averaged 20.1 points, 3.9 rebounds, 4.2 assists and 3.7 steals as a freshman, 34.2 points, 5.0 rebounds, 3.2 assists and 2.7 steals as a sophomore, and 37.2 points, 9.3 rebounds, 6.1

2012-13 Bulldogs

assists and 4.0 steals as a junior...led Verdigris to a four-year record of 99-15 (24-4, 24-4, 24-4, 27-3)...first team All-State (all classes)...Tulsa World's Metro Boys Player of the Year three times...invited to participate in Kobe Bryant's camp in California, LeBron James' camp and the NBA Players Association Camp prior to his freshman year at Arkansas...rated the No. 21 shooting guard in the nation by Scout.com and No. 25 by Rivals.com...High School Coach: Kelly Clarke.

Minutes: 45 vs. Indiana, 12/15/12

BUTLER BESTS

Points

28 at Saint Joseph's, 1/9/13
27 vs. Illinois, 11/21/12
24 vs. Temple, 1/26/13
23 vs. Rhode Island, 2/2/13
22 at Vanderbilt, 12/29/12
22 at Fordham, 2/16/13

Rebounds

7 vs. Saint Louis, 2/22/13
6 vs. Marquette, 11/19/12
6 at Saint Joseph's, 1/9/13
6 at George Washington, 2/9/13
6 at Fordham, 2/16/13

Assists

9 vs. Temple, 1/26/13
5 at Xavier, 11/13/12
5 vs. Ball State, 12/1/12
5 vs. St. Bonaventure, 2/6/13

Rotnei Clarke Career Highs

Points: 51 vs. Alcorn State, 11/13/09
Field Goals: 15 vs. Alcorn State, 11/13/09
Field Goal Attempts: 22 at Saint Joseph's, 1/9/13
3-Point Field Goals: 13 vs. Alcorn State, 11/13/09
3-Point Field Goal Attempts: 17 vs. East Tennessee State, 03/03/10; vs. Alcorn State, 11/13/09
Free Throws: 13 vs. Temple, 1/26/13
Free Throw Attempts: 14 vs. Temple, 1/26/13
Rebounds: 7 vs. Saint Louis, 2/22/13
Assists: 9 vs. Temple, 1/26/13
Steals: 4 vs. LSU, 2/10/10; vs. Auburn, 2/11/09
Blocked Shots: 1, six times, last vs. Saint Louis, 3/16/13


2012-13 Rotnei Clark Game-By-Game

Date	Opponent	MIN	FG	3PT	FT	REB		AST	TO	B	S	PTS
						O-D-T						
11-10	Elon*	22	8-16	5-10	0-0	0-1-1	1	1	0	0	21	
11-13	At Xavier*	37	3-11	1-7	0-0	1-4-5	5	2	0	0	7	
11-19	vs. Marquette*	37	7-21	4-14	2-3	2-4-6	0	1	0	0	20	
11-20	vs. North Carolina*	35	5-11	4-6	3-3	0-5-5	1	5	0	2	17	
11-21	vs. Illinois*	39	10-19	6-13	1-2	0-4-4	1	5	0	0	27	
11-27	Hanover*	25	6-8	5-6	2-2	0-0-0	3	1	0	1	19	
12-1	Ball State*	37	5-18	3-12	2-3	1-2-3	5	1	0	1	15	
12-5	IUPUI*	24	5-9	4-6	3-3	0-2-2	3	3	0	1	17	
12-8	At Northwestern*	26	4-8	4-6	1-2	0-1-1	3	3	0	1	13	
12-15	vs. Indiana*	45	7-19	5-11	0-0	1-0-1	2	3	0	0	19	
12-22	Evansville*	33	6-13	3-6	5-5	0-3-3	1	5	0	0	20	
12-29	At Vanderbilt*	30	7-15	6-9	2-2	1-1-2	3	2	0	1	22	
1-2	Penn*	29	2-11	1-9	1-1	0-2-2	1	2	0	0	6	
1-5	New Orleans*	36	1-7	1-6	1-2	0-1-1	3	1	0	0	4	
1-9	At Saint Joseph's*	39	10-22	6-10	2-2	0-6-6	4	0	0	0	28	
1-12	At Dayton*	12	2-3	1-2	0-0	0-1-1	2	1	0	2	5	
1-16	Richmond	DNP										
1-19	Gonzaga	DNP										
1-23	At La Salle	DNP										
1-26	Temple*	38	4-14	3-10	13-14	1-2-3	9	4	0	1	24	
1-31	At Saint Louis*	35	5-12	3-7	4-5	0-0-0	3	6	0	0	17	
2-2	Rhode Island*	37	8-13	5-8	2-3	1-1-2	2	7	0	2	23	
2-6	St. Bonaventure*	36	6-12	3-8	2-2	2-3-5	5	4	0	2	17	
2-9	At George Washington*	37	5-16	2-7	2-2	0-6-6	4	0	0	3	14	
2-13	Charlotte*	35	5-14	5-13	3-3	0-2-2	3	4	0	0	18	
2-16	At Fordham*	36	6-16	4-10	6-6	1-5-6	4	3	0	1	22	
2-19	Duquesne*	35	5-11	4-8	2-2	0-1-1	1	3	0	0	16	
2-22	Saint Louis*	36	5-11	3-6	0-0	0-7-7	2	6	0	0	13	
3-2	At VCU*	22	2-8	1-5	0-0	1-1-2	2	3	0	0	5	
3-7	At Massachusetts*	39	6-16	3-12	2-2	1-1-2	3	6	0	2	17	
3-9	Xavier*	34	5-14	3-8	8-8	0-4-4	1	0	0	1	21	
3-14	vs. Dayton*	35	7-14	6-12	1-2	0-1-1	5	3	0	1	21	
3-15	vs. La Salle*	36	6-16	2-9	0-0	0-1-1	2	2	0	1	14	
3-17	vs. Saint Louis*	33	7-15	2-6	0-0	1-4-5	1	3	1	0	16	

*Starter.

(At Arkansas)	G-GS	MIN	FGM-A	PCT	3FM-A	PCT.	FTM-A	PCT	O/D	TOT	AVG.	PF-D	A	TO	B	S	PTS	AVG
2008-09	30-30	944	120-294	.408	83-211	.393	43-46	.935	13/43	56	1.9	34-0	32	25	1	27	366	12.2
2009-10	31-30	1058	151-332	.455	100-234	.427	67-81	.827	5/69	74	2.4	32-0	37	36	3	36	469	15.1
2010-11	31-31	985	144-328	.439	91-208	.438	92-107	.860	10/84	94	3.0	30-0	49	38	1	24	471	15.2
Arkansas Totals	92-91	2987	415-954	.435	274-653	.420	202-234	.863	28/196	224	2.4	96-0	118	99	5	87	1306	14.2
2012-13	31-31	1030	170-413	.412	108-262	.412	70-79	.886	14/76	90	2.9	49-0	85	90	1	23	518	16.7
Career	123-122	4017	585-1367	.428	382-915	.417	272-313	.869	42/272	314	2.6	145-0	203	189	6	110	1824	14.8

2012-13 Bulldogs



#21 ROOSEVELT JONES
F, 6-4, 227, So.
O'Fallon, III./O'Fallon

Parents: Vickie Franklin (mom), Hosea Franklin (stepdad), Robert Jones (dad), Creola Jones (stepmom)

Born: 1/25/93

Major: Digital Media

Quick Hits:

- Lone Butler player to start all 34 games this season.
- Has started 65 consecutive games for the Bulldogs.
- Leads the team in rebounds and assists.
- Named to the Atlantic 10 Conference All-Defensive Team.
- Picked to Seth Davis' All-Glue Team.
- Chosen Atlantic 10 Conference Player of the Week, following Butler's victory over top-ranked Indiana, and conference Co-Player of the Week, after the Bulldogs' wins over Richmond and Gonzaga.
- Hit a 10-foot shot at the buzzer after coming up with a steal with four seconds remaining to lift Butler past #8 Gonzaga.
- Selected as the USBWA Oscar Robertson National Player of the Week, following Butler's win over Gonzaga.
- Named to the 2012-13 Preseason Atlantic 10 Conference All-Defensive Team.
- Played in 36 games in 2011-12, including 31 as a starter.
- Led the Bulldogs in rebounding in initial season.
- Named to the *CollegeInsider.com* 2012 Mid-Major Freshman All-America Team.
- Chosen to the 2012 Horizon League All-Newcomer Team.
- Holds Butler's record for most double-doubles by a freshman (4).
- Two-time Belleville News-Democrat Class 3A-4A Player of the Year.

2012-13 Highlights:

Starter in all 34 Butler games...led the Bulldogs with nine rebounds and six assists against Elon...had a team-high seven rebounds at Xavier...scored 12 points and added four assists against Marquette at the Maui Invitational...had 10 points and a team-high eight rebounds against Hanover...had four assists and a career-high five steals in 17 minutes against IUPUI...scored 10 points and grabbed five rebounds in a season-high 36 minutes at Northwestern...scored 16 points, grabbed a game-high 12 rebounds and had a game-high seven assists to help lead Butler past top-ranked Indiana...had 12 points against Evansville...sparked the Bulldogs with a career-high 24 points in 29 minutes against Penn...had 11 points, six rebounds and four assists against New Orleans...led the Bulldogs with six assists at Saint Joseph's...scored a game-high 16 points and added seven rebounds and four assists in Butler's win at Dayton...posted second double-double of the season with 10 points and a game-high 12 rebounds against Richmond...led the Bulldogs with 20 points and hit the game-winner at the buzzer against #8 Gonzaga...had 16 points, four rebounds and five assists at La Salle...posted seven points, five rebounds and four assists at Saint Louis...scored 18 points and had team-highs of six rebounds and four assists against Rhode Island...played just 14 minutes against St. Bonaventure before leaving the game with a shoulder injury...had 12 points and seven rebounds at George Washington...scored 17 points and shared the team rebounding lead with nine against Charlotte...had 13 points, eight rebounds and three assists at Fordham...posted 13 points, six rebounds, three assists and a career-high four blocked shots against Saint Louis at home...led the Bulldogs with 14 points at VCU...had six points, seven rebounds and a career-high eight assists at Massachusetts...shared Butler's rebounding lead with five in a career-high 39 minutes against Xavier...had a game-high six assists against Dayton in the opening round of the A-10 Tournament...scored 10 points and grabbed six rebounds against La Salle in the A-10

quarterfinals...had eight points and eight rebounds against Saint Louis in the A-10 semifinals.

2011-12 Highlights:

Named to the Horizon League All-Newcomer Team...played in 36 games, including 31 as a starter...finished as Butler's leading rebounder...stood second on the squad in assists...set a Butler freshman record with four double-doubles...sat out Butler's season-opener at Evansville with back problems...grabbed five rebounds and scored two points against Chattanooga in first collegiate game...came off the bench with three assists and three steals against Louisville...helped lift the Bulldogs with 10 points and six rebounds in 22 minutes against Savannah State...came off the bench with five points and five rebounds at Indiana...had six points, six rebounds and two blocked shots in first collegiate start against Oakland City...scored 10 points and grabbed six rebounds against Valparaiso...recorded first collegiate double-double with team-highs of 10 points and 11 rebounds against #8 Xavier...scored seven points and grabbed five rebounds at Ball State...had eight points, five rebounds and a team-high four assists in Butler's victory over Purdue...posted seven points, seven rebounds and three assists at Gonzaga...grabbed a team-high nine rebounds and scored seven points at Stanford...led the Bulldogs with 12 rebounds against Green Bay at Hinkle Fieldhouse...had four assists and led the Bulldogs with five rebounds at Wright State...scored eight points and led the Bulldogs with five rebounds at Detroit...hit a career-high seven free throws and scored nine points at home against Cleveland State...had six points and six rebounds at home against Youngstown State...led the Bulldogs with 16 points at UIC...had a team-leading 16 points, including 14 in the first half, and pulled down a team-high eight rebounds at Green Bay...led the Bulldogs with 11 rebounds against Wright State at Hinkle Fieldhouse...recorded second career double-double with 16 points and a career-high 12 rebounds against Detroit at Hinkle Fieldhouse...scored 11 points and grabbed nine rebounds at Youngstown State...led the Bulldogs with a career-high 17 points at Cleveland State...matched his career-high with three steals against Loyola at home...recorded his third career double-double with 11 points and a career-high 12 rebounds against Indiana State...posted second straight double-double with team-highs of 13 points and 10 rebounds against UIC...had seven points, five rebounds and matched his career-high with two blocked shots at Valparaiso...scored 11 points and had a career-high five assists against Wright State in the first round of the Horizon League Tournament...matched his career-high and shared the team scoring lead with 17 points against Milwaukee in the league tournament...scored 12 points at Penn in the quarterfinals of the CBI...had six rebounds and three assists against Pittsburgh in the semifinals of the CBI.

High School: Three-year starter at O'Fallon High School...team captain...finished his career in second place on O'Fallon's all-time rebounding list (918) and third on the school's all-time scoring list (1,483)...shot 60.8% from the field for his career...O'Fallon's all-time leader in steals (240)...holds school's single season record for steals (113 in 2009-10)...led the Southwestern Conference in rebounding (10.4) and steals (2.9), and ranked second in the league in scoring (17.2) and assists (4.5) as a senior...finalist for the McDonald's All-America Team as a senior...selected first team 3A/4A All-State in 2009-10...earned second team All-State honors in 2010-11...two-time Belleville News-Democrat Class 3A/4A Player of the Year...named Most Valuable Player of the Southwestern Conference for two consecutive years (2010 & 2011)...two-time first team All-Metro East selection...two-time first team All-Southwestern Conference...helped lead O'Fallon to a school-record 30-4 campaign and a fourth place finish in the Illinois State Tournament as a junior...led O'Fallon to a 20-7 record and a conference championship in 2010-11...posted 17.2 points per game and 10.4 rebounds per outing in 2010-11...

2012-13 Bulldogs

averaged 19.3 points and 12.1 rebounds as a junior...had a high game of 31 points against both Centralia and Belleville East as a junior...grabbed 21 rebounds in a game against Simeon as a junior...
High School Coach: Rick Gibson.

Roosevelt Jones Career Highs

Points: 24 vs. Penn, 1/2/13
Field Goals: 10 vs. Penn, 1/2/13
Field Goal Attempts: 15 at Green Bay, 1/28/12; vs. Penn, 1/2/13
3-Point Field Goals: 0
3-Point Field Goal Attempts: 1 at La Salle, 1/23/13
Free Throws: 8 at Dayton, 1/12/13; vs. Rhode Island, 2/2/13
Free Throw Attempts: 14 vs. Cleveland State, 1/13/12
Rebounds: 12 vs. Green Bay, 12/29/11; vs. Detroit, 2/4/12; vs. Indiana State, 2/18/12; vs. Indiana, 12/15/12; vs. Richmond, 1/16/13
Assists: 8 at Massachusetts, 3/7/13
Steals: 5 vs. IUPUI, 12/5/12
Blocked Shots: 4 vs. Saint Louis, 2/22/13
Minutes: 39 vs. Xavier, 3/9/13

BUTLER BESTS

Points

24 vs. Penn, 1/2/13
 20 vs. Gonzaga, 1/19/13
 18 vs. Rhode Island, 2/2/13
 17 vs. Charlotte, 2/13/13
 17 at Cleveland State, 2/11/12
 17 vs. Milwaukee, 3/2/12

Rebounds

12 vs. Indiana, 12/15/12
 12 vs. Richmond, 1/16/13
 12 vs. Green Bay, 12/29/11
 12 vs. Detroit, 2/4/12
 12 vs. Indiana State, 2/18/12

Assists

8 at Massachusetts, 3/7/13
 7 vs. Indiana, 12/15/12
 6 vs. Elon, 11/10/12
 6 at Saint Joseph's, 1/9/13
 5, Three times, last vs. Duquesne, 2/19/13


2012-13 Roosevelt Jones Game-By-Game

Date	Opponent	MIN	FG	3PT	FT	REB					
						O-D-T	AST	TO	B	S	PTS
11-10	Elon*	29	3-7	0-0	0-0	4-5-9	6	3	0	1	6
11-13	At Xavier*	29	1-3	0-0	1-2	1-6-7	0	5	0	1	3
11-19	vs. Marquette*	28	5-8	0-0	2-5	1-1-2	4	3	0	0	12
11-20	vs. North Carolina*	25	3-5	0-0	0-1	1-2-3	4	1	0	0	6
11-21	vs. Illinois*	29	3-6	0-0	1-3	2-2-4	3	2	0	0	7
11-27	Hanover*	23	5-7	0-0	0-0	1-7-8	3	3	0	2	10
12-1	Ball State*	29	4-11	0-0	1-2	3-1-4	2	0	1	3	9
12-5	IUPUI*	17	1-3	0-0	1-2	0-0-0	4	0	0	5	3
12-8	At Northwestern*	36	4-7	0-0	2-5	1-4-5	3	4	0	1	10
12-15	vs. Indiana*	29	6-10	0-0	4-6	3-9-12	7	2	2	0	16
12-22	Evansville*	25	5-6	0-0	2-2	0-2-2	0	4	1	0	12
12-29	At Vanderbilt*	24	2-6	0-0	2-4	3-3-6	3	0	0	0	6
1-2	Penn*	29	10-15	0-0	4-7	3-3-6	3	2	1	2	24
1-5	New Orleans*	22	3-7	0-0	5-6	3-3-6	4	5	0	0	11
1-9	At Saint Joseph's*	35	2-7	0-0	0-2	2-3-5	6	3	0	0	4
1-12	At Dayton*	31	4-8	0-0	8-12	1-6-7	4	3	1	0	16
1-16	Richmond*	37	4-13	0-0	2-3	6-6-12	4	3	0	3	10
1-19	Gonzaga*	32	7-10	0-0	6-10	3-2-5	4	7	1	1	20
1-23	At La Salle*	33	6-14	0-1	2-3	1-3-4	5	3	0	2	14
1-26	Temple*	36	3-5	0-0	3-5	0-3-3	3	4	1	0	9
1-31	At Saint Louis*	30	3-7	0-0	1-4	3-2-5	4	4	0	1	7
2-2	Rhode Island*	34	5-12	0-0	8-8	3-3-6	4	3	0	1	18
2-6	St. Bonaventure*	14	2-7	0-0	0-1	1-2-3	2	0	0	0	4
2-9	At George Washington*	33	5-10	0-0	2-9	2-5-7	0	4	2	0	12
2-13	Charlotte*	37	7-13	0-0	3-6	4-5-9	2	1	1	1	17
2-16	At Fordham*	38	5-9	0-0	3-7	6-2-8	3	1	0	0	13
2-19	Duquesne*	30	3-7	0-0	0-0	4-4-8	5	3	0	0	6
2-22	Saint Louis*	33	3-8	0-0	7-11	2-4-6	3	1	4	1	13
3-2	At VCU*	30	6-10	0-0	2-5	3-3-6	2	4	0	0	14
3-7	At Massachusetts*	37	2-4	0-0	2-3	3-4-7	8	2	1	0	6
3-9	Xavier*	39	1-3	0-0	1-2	0-5-5	4	5	0	2	3
3-14	vs. Dayton*	35	2-7	0-0	0-0	0-1-1	6	3	0	0	4
3-15	vs. La Salle*	35	5-8	0-0	0-0	1-5-6	3	7	0	1	10
3-16	vs. Saint Louis*	30	4-9	0-0	0-0	1-7-8	1	2	1	2	8

*Starter.

	G-GS	MIN	FGM-A	PCT	3FM-A	PCT.	FTM-A	PCT	O/D	TOT	AVG.	PF-D	A	TO	B	S	PTS	AVG
2011-12	36-31	999	112-246	.455	0-0	.000	55-110	.500	94/121	215	6.0	95-3	59	53	16	35	279	7.8
2012-13	34-34	1033	134-272	.493	0-1	.000	75-136	.551	72/123	195	5.7	96-4	119	97	17	30	343	10.1
Career	70-65	2032	246-518	.475	0-1	.000	130-246	.528	166/244	410	5.9	191-7	178	150	33	65	622	8.9

2012-13 Bulldogs



#23 KHYLE MARSHALL

F, 6-6, 216, Jr.

Davie, Fla./Flanagan

Parents: Joseph & Myrline Marshall

Born: 3/1/92

Major: Physical Education

Quick Hits:

- Starter in 33 of 34 games this season (Did not start on Butler's "Senior Day")
- Played in 35 games, including 20 as a starter, as a sophomore.
- Led the Bulldogs in field goal shooting (.553) and finished second in scoring (9.8) in 2011-12.
- Led the 2011 NCAA Men's Basketball Championship in offensive rebounds (23).
- Played on the USA team at the 2011 FIBA U19 World Championship.
- First Broward County player to earn three consecutive first team All-State selections in the 4A-6A classification.

2012-13 Highlights:

Has played in all 34 Butler games, including 33 as a starter... scored 14 points in Butler's season-opener against Elon...had seven points at Xavier...had a career-high 24 points and a team-high nine rebounds against Marquette at the Maui Invitational... posted a double-double with 10 points and 11 rebounds against #9 North Carolina in the semifinals of the Maui Invitational...had eight points and four rebounds against Illinois in the championship game of the Maui Invitational...shared the team scoring lead with 19 points in 22 minutes against Hanover...had 10 points and six rebounds in 19 minutes against Ball State...scored 10 points against IUPUI...had seven points, six rebounds and a career-high three steals at Northwestern...scored 11 points and grabbed five rebounds in Butler's victory over top-ranked Indiana...scored nine points and led the both teams with 11 rebounds in Butler's victory at Vanderbilt...had 14 points and five rebounds in 21 minutes against Penn...posted 13 points and a game-high eight rebounds against New Orleans...had eight points and eight rebounds at Saint Joseph's...scored 12 points in Butler's win at Dayton...had eight points against #8 Gonzaga...hit nine of 11 shots, including seven dunks, and scored 19 points against Temple...tallied 13 points against Rhode Island...hit all five shots he attempted and scored 12 points against St. Bonaventure...led the Bulldogs with nine rebounds at George Washington...scored 14 points in 23 minutes against Duquesne...had 13 points and six rebounds at VCU...hit six of seven shots and scored 14 points at Massachusetts...had nine points and six rebounds against Dayton in the A-10 Tournament... scored 13 points and grabbed five rebounds in 18 minutes against La Salle in the quarterfinals of the A-10 Tournament...had seven points and six rebounds against Saint Louis in the A-10 semifinals.

2011-12 Highlights:

Played in 35 games, including 20 as a starter...team's second leading scorer (9.8)...led the Bulldogs with 20 points and six rebounds against Louisville...came off the bench to hit seven of nine shots and score 16 points at Indiana...came off the bench with 21 points and a career-high 16 rebounds at Ball State...came off the bench with 14 points, three rebounds and two blocked shots at Wright State...had 11 points in 20 minutes at Detroit...scored 11 points and had two blocked shots against Cleveland State at home...led the Bulldogs

with 10 rebounds at UIC...scored 14 points, all in the second half, grabbed six rebounds and added a career-high three blocked shots at Loyola...missed games against Detroit and at Youngstown State with concussion symptoms suffered in practice...came off the bench with 12 points and a team-high eight rebounds at Cleveland State... had 12 points in 22 minutes of reserve action against Loyola at home...scored 10 points in 11 minutes against Indiana State...led the Bulldogs with 17 points and five rebounds at Valparaiso...recorded second double-double of the season with team-highs of 17 points and 10 rebounds against Milwaukee in the league tournament... posted fourth career double-double with 14 points and a game-high 13 rebounds at Penn in the quarterfinals of the CBI...led the Bulldogs with a career-high 22 points and eight rebounds against Pittsburgh in the semifinals of the CBI.

2010-11 Highlights:

Saw action in all 38 games, including three as a starter...finished fifth on the team in scoring and fourth in rebounding...leading scorer among Butler's non-starters...came off the bench with nine points, three rebounds and two blocked shots in his collegiate debut against Marian...had six points and three rebounds in first collegiate start against Ball State...had 11 points and shared the team rebounding lead with six against Utah at the Diamond Head Classic...tallied 11 points in 17 minutes in Butler's home win over Cleveland State... scored seven points and had a key blocked shot late in the game to help the Bulldogs defeat Youngstown State at Hinkle Fieldhouse... posted 16 points and seven rebounds in 20 minutes at Detroit... recorded first career double-double with 14 points and 10 rebounds in a career-best 34 minutes against Milwaukee at home...had 12 points in just 15 minutes at Cleveland State...came off the bench with 11 points, four rebounds and a career-high two steals against UIC...came off the bench with 10 points and seven offensive rebounds against Florida in the championship game of the Southeast Regional...led the Bulldogs with nine rebounds against VCU in the national semifinals.

High School: Three-time, first team All-State forward at Flanagan High School...two-time *Sun Sentinel* Class 6A-5A-4A Player of the Year...three-time *Miami Herald* All-County pick...averaged 28.0 points and 11.0 rebounds as a senior...scored a school-record 52 points against Lincoln Park in 2009-10...set a school record with 25 rebounds (and added 35 points) against West Broward as a senior... had 30 or more points and 20 or more rebounds in four different games during prep career...leading scorer and rebounder on 19-5 team that captured a District championship in 2009-10...scored 20 points, including the winning put-back, in the District 12 championship game, helping Flanagan to its first regional semifinal berth since 2005...chosen to play for the Florida select team in the Florida vs. USA Hardwood Classic and the Next Level All-Star Challenge in April of 2010...averaged 26.0 points and 12.5 rebounds, while leading Flanagan to a 17-11 campaign and a District runner-up finish as a junior...posted a high game of 36 points and 22 rebounds against Coral Springs as a junior...earned four varsity basketball letters... District champ in the high jump as a sophomore...High School Coach: Mike Bentivegna.

2012-13 Bulldogs

BUTLER BESTS

Points

24 vs. Marquette, 11/19/12
 22 vs. Pittsburgh, 3/21/12
 21 at Ball State, 12/10/11
 20 vs. Louisville, 11/19/11
 19 vs. Hanover, 11/27/12
 19 vs. Temple, 1/26/13

Rebounds

16 at Ball State, 12/10/11
 13 at Penn, 3/19/12
 11 at Vanderbilt, 12/29/12
 11 vs. North Carolina, 11/20/12
 10, Three times, last vs. Milwaukee, 3/2/12

Khyle Marshall Career Highs

Points: 24 vs. Marquette, 11/19/12
Field Goals: 11 vs. Marquette, 11/19/12
Field Goal Attempts: 15 at Ball State, 12/10/11; vs. Marquette, 11/19/12
3-Point Field Goals: 1 at Indiana, 11/27/11
3-Point Field Goal Attempts: 1 vs. Ball State, 11/20/10; vs. UIC, 2/7/11; at Indiana, 11/27/11; vs. Xavier, 12/7/11; at Wright State, 1/6/12; at Milwaukee, 1/26/12
Free Throws: 6 vs. Pittsburgh, 3/21/12
Free Throw Attempts: 10 vs. Pittsburgh, 3/21/12
Rebounds: 16 at Ball State, 12/10/11
Assists: 3 vs. Green Bay, 1/21/11
Steals: 3 at Northwestern, 12/8/12
Blocked Shots: 3 at Loyola, 1/21/12
Minutes: 34 vs. Milwaukee, 1/23/11

2012-13 Khyle Marshall Game-By-Game

Date	Opponent	MIN	FG	3PT	FT	O-D-T	AST	TO	B	S	PTS
11-10	Elon*	25	7-11	0-0	0-2	3-2-5	0	2	1	0	14
11-13	At Xavier*	23	3-10	0-0	1-2	2-1-3	0	1	0	0	7
11-19	vs. Marquette*	31	11-15	0-0	2-6	3-6-9	1	1	1	1	24
11-20	vs. North Carolina*	28	3-5	0-0	4-5	3-8-11	1	1	0	1	20
11-21	vs. Illinois*	22	3-9	0-0	2-3	4-0-4	1	0	0	0	8
11-27	Hanover*	22	7-12	0-0	5-6	5-1-6	1	0	2	0	19
12-1	Ball State*	19	5-7	0-0	0-0	2-4-6	0	1	0	0	10
12-5	IUPUI*	22	5-11	0-0	0-0	0-0-0	0	1	0	0	10
12-8	At Northwestern*	27	3-6	0-0	1-2	1-5-6	1	2	0	3	7
12-15	vs. Indiana*	33	5-10	0-0	1-2	3-2-5	0	2	0	1	11
12-22	Evansville*	17	0-2	0-0	0-0	1-2-3	0	1	1	0	0
12-29	At Vanderbilt*	23	4-5	0-0	1-2	2-9-11	0	0	1	0	9
1-2	Penn*	21	7-10	0-0	0-1	2-3-5	1	0	0	1	14
1-5	New Orleans*	23	5-8	0-0	3-5	2-6-8	0	0	1	0	13
1-9	At Saint Joseph's*	28	4-7	0-0	0-0	1-7-8	0	2	0	0	8
1-12	At Dayton*	24	4-6	0-0	4-8	0-0-0	0	1	1	0	12
1-16	Richmond*	18	1-6	0-0	1-2	2-3-5	0	1	0	0	3
1-19	Gonzaga*	21	3-9	0-0	2-4	0-1-1	0	0	1	0	8
1-23	At La Salle*	24	2-5	0-1	0-0	0-3-3	0	2	0	0	4
1-26	Temple*	26	9-11	0-0	1-2	1-4-5	0	1	1	0	19
1-31	At Saint Louis*	10	1-2	0-0	0-0	0-3-3	1	5	0	0	2
2-2	Rhode Island*	20	4-6	0-0	5-6	1-2-3	0	1	0	0	13
2-6	St. Bonaventure*	20	5-5	0-0	2-3	1-2-3	1	1	1	0	12
2-9	At George Washington*	26	2-6	0-0	2-2	5-4-9	0	1	2	1	6
2-13	Charlotte*	21	3-9	0-0	1-3	1-1-2	0	0	0	2	7
2-16	At Fordham*	16	2-5	0-0	0-0	0-3-3	0	0	0	0	4
2-19	Duquesne*	23	6-9	0-0	2-4	1-1-2	1	0	0	2	14
2-22	Saint Louis*	19	2-4	0-0	1-2	1-2-3	0	1	0	0	5
3-2	At VCU*	25	5-9	0-0	3-6	3-3-6	0	2	0	0	13
3-7	At Massachusetts*	20	6-7	0-0	2-4	3-0-3	0	0	0	0	14
3-9	Xavier	14	2-3	0-0	2-5	0-1-1	0	0	0	0	6
3-14	vs. Dayton*	19	3-8	0-0	3-4	4-2-6	2	0	0	1	9
3-15	vs. La Salle*	18	6-7	0-0	1-1	2-3-5	0	1	1	0	13
3-16	vs. Saint Louis*	20	3-5	0-0	1-1	2-4-6	0	3	1	1	7

*Starter.

	G-GS	MIN	FGM-A	PCT	3FM-A	PCT.	FTM-A	PCT	O/D	TOT	AVG.	PF-D	A	TO	B	S	PTS	AVG
2010-11	38-3	579	90-176	.511	0-2	.000	40-76	.526	65/81	146	3.8	79-2	11	24	8	14	220	5.8
2011-12	35-20	743	140-253	.553	1-6	.167	63-114	.553	63/88	151	4.3	69-0	14	30	23	10	344	9.8
2012-13	34-33	748	141-250	.564	0-1	.000	53-93	.570	61/98	159	4.7	57-1	11	34	15	15	335	9.9
Career	107-56	2070	371-679	.546	1-9	.111	156-283	.551	189/267	456	4.3	205-3	36	88	46	39	899	8.4

2012-13 Bulldogs



#24 KELLEN DUNHAM
G, 6-6, 185, Fr.
Pendleton, Ind./Pendleton Heights

Parents: Jim and Christy Dunham
Born: 6/18/93
Major: Business

Quick Hits:
 •Chosen to the 2012-13 Atlantic 10 Conference All-Rookie Team.

- Named Atlantic 10 Conference Rookie of the Week four times this season, following his performances against Elon (Nov. 12), IUPUI and Northwestern (Dec. 10), Vanderbilt (Dec. 31) and La Salle and Temple (Jan. 28).
- Set a Butler mark for most points by a freshman in his first game with 18 points in his debut against Elon.
- Chosen as one of the "Freshmen to Watch" on the 2012-13 ESPN list of "Top 10 Three-Point Shooters."
- 2012 Indiana All-Star.
- Led the state in scoring and free throw percentage as a senior.
- Two-time All-State performer.
- All-time leading scorer at Pendleton Heights High School.

2012-13:

Has played in all 32 Butler games, including 11 as a starter...came off the bench with 18 points in his first collegiate regular season game against Elon...led the Bulldogs with 11 points in a reserve role at Xavier...had four points, four rebounds, and two assists in first collegiate start against Marquette at the Maui Invitational...shared the team scoring lead with 17 points and grabbed five rebounds in Butler's victory over #9 North Carolina in the semifinals of the Maui Invitational...had 12 points and three assists against Hanover...came off the bench and shared the team lead in scoring with 17 points against IUPUI...scored 11 points, pulled down five rebounds and one steal and recorded his first collegiate block at Northwestern...had eight points in Butler's victory over top-ranked Indiana...scored 13 points and added five rebounds in Butler's victory over Evansville...came off the bench with 12 points at Vanderbilt...had 10 points in a reserve role against Penn...scored a game-high 15 points to help lead the Bulldogs past New Orleans...had 11 points as a starter against Richmond...hit four three-point field goals and scored 14 points against #8 Gonzaga...scored 15 points and matched his career-high with three assists in a career-high 37 minutes at La Salle...came off the bench and hit five of six three-point field goals while scoring 17 points against Temple...grabbed a career-high seven rebounds at Saint Louis...hit two clutch free throws in the final minute and finished with 10 points at George Washington...scored 12 points against Charlotte...came off the bench with 11 points in 16 minutes against Duquesne...had nine points and five rebounds against Dayton in the A-10 Tournament.

High School:

Four-year varsity starter at Pendleton Heights High School...two-time team Most Valuable Player...three-time All-Conference and All-County Performer...two-time All-State...Madison County Player of the Year...2012 Indiana All-Star...team captain as a senior...led the state of Indiana in scoring and free throw shooting in 2011-12...fourth in the state in total points as a junior...averaged 29.5 points in final prep season and shot 92.1% from the free throw line...set school records for single game and career scoring...averaged 23.5 points as a junior and 17.0 points as a sophomore...posted a high-game of

45 points against Alexandria as a senior...scored 41 points against Fort Wayne Northrop as a junior...had a high-game of 10 rebounds against both Anderson and Alexandria as a senior...recorded nine assists against Alexandria as a senior...helped Pendleton Heights to a 23-3 record (7-0 conference mark) in 2011-12...led high school team to a 20-6 mark in 2010-11...played on teams that won two conference championships, three county titles and two sectional crowns...earned four varsity letters in basketball...honor student and YMAD (You Make A Difference) Award winner...High School Coach: Brian Hahn.

Kellen Dunham Career Highs

Points: 18 vs. Elon, 11/10/12
Field Goals: 6 at La Salle, 1/23/13; vs. Temple, 1/26/13
Field Goal Attempts: 11 vs. Illinois, 11/21/12; vs. Richmond, 1/16/13; at La Salle, 1/23/13
3-Point Field Goals: 5 vs. North Carolina, 11/20/12; vs. Temple, 1/26/13
3-Point Field Goal Attempts: 10 vs. Richmond, 1/16/13
Free Throws: 6 at Northwestern, 12/8/12; vs. New Orleans, 1/5/13; vs. Dayton, 3/14/13
Free Throw Attempts: 7 vs. New Orleans, 1/5/13; vs. Dayton, 2/14/13
Rebounds: 7 at Saint Louis, 1/31/13; at Fordham, 2/16/13
Assists: 3 vs. Elon, 11/10/12; vs. Hanover, 11/27/12; at La Salle, 1/23/13
Steals: 1 vs. Elon, 11/10/12; at Xavier, 11/13/12; vs. Marquette, 11/19/12; at Northwestern, 12/8/12; vs. Penn, 1/2/13; vs. New Orleans, 1/5/13; at Dayton, 1/12/13; vs. Gonzaga, 1/19/13; at La Salle, 1/23/13; vs. Temple, 1/26/13; at Saint Louis, 1/31/13; at George Washington, 2/9/13; vs. Charlotte, 2/13/13; at VCU, 3/2/13; at Massachusetts, 3/7/13; vs. Dayton, 3/14/13; vs. La Salle, 3/15/13
Blocked Shots: 1 at Northwestern, 12/8/12; at Dayton, 1/12/13; at George Washington, 2/9/13; at VCU, 3/2/13
Minutes: 37 at La Salle, 1/23/13

2012-13 Kellen Dunham Game-By-Game

Date	Opponent	MIN	FG	3PT	FT	O-D-T	AST	TO	B	S	PTS
11-10	Elon	29	5-10	3-8	5-5	0-0-0	3	1	0	1	18
11-13	at Xavier	32	4-7	1-3	2-3	0-2-2	1	0	0	1	11
11-19	vs. Marquette*	27	0-1	0-1	4-4	2-2-4	2	0	0	1	4
11-20	vs. North Carolina*	33	5-10	5-9	2-2	2-3-5	2	2	0	0	17
11-21	vs. Illinois*	30	1-11	0-9	2-2	0-0-0	1	0	0	0	4
11-27	Hanover*	27	4-8	1-4	3-3	0-3-3	3	0	0	0	12
12-1	Ball State*	24	1-7	0-2	3-3	0-0-0	0	0	0	1	5
12-5	IUPUI	21	5-7	3-5	4-4	0-3-3	2	0	0	0	17
12-8	at Northwestern	20	2-7	1-5	6-6	1-4-5	1	1	1	1	11
12-15	vs. Indiana	34	2-4	1-2	3-4	0-1-1	1	4	0	0	8
12-22	Evansville	31	4-10	0-4	5-5	0-5-5	1	2	0	1	13
12-29	at Vanderbilt	26	4-8	2-5	2-2	1-1-2	2	1	0	0	12
1-2	Penn	23	3-7	2-5	2-2	1-1-2	0	4	0	1	10
1-5	New Orleans	31	3-8	3-7	6-7	0-2-2	2	1	0	1	15
1-9	at Saint Joseph's	17	1-5	1-4	0-0	1-1-2	2	0	0	0	3
1-12	at Dayton	26	2-6	2-3	2-2	0-1-1	1	1	1	1	8
1-16	Richmond*	31	2-11	2-10	5-6	1-3-4	1	0	0	0	11
1-19	Gonzaga*	36	4-9	4-8	2-3	0-2-2	1	0	0	1	14
1-23	at La Salle*	37	6-11	3-4	0-0	1-3-4	3	0	0	1	15
1-26	Temple	28	6-10	5-6	0-0	1-3-4	1	2	0	1	17
1-31	at Saint Louis	28	2-7	0-1	0-0	2-5-7	1	0	0	1	4
2-2	Rhode Island	26	2-4	0-2	0-0	1-2-3	0	2	0	0	4
2-6	St. Bonaventure	20	3-6	2-4	1-1	0-4-4	1	1	0	0	9
2-9	at George Washington	26	2-4	1-2	5-6	0-3-3	0	3	1	1	10
2-13	Charlotte*	32	3-7	2-5	4-4	0-2-2	0	1	0	1	12
2-16	at Fordham	21	2-8	2-7	3-7	0-3-3	1	1	0	0	9
2-19	Duquesne	16	4-8	3-5	0-0	0-2-2	0	1	0	0	11
2-22	Saint Louis	24	4-10	2-7	4-4	0-5-5	2	0	0	1	14
3-2	at VCU	21	3-7	1-3	0-1	0-1-1	0	0	1	1	7
3-7	at Massachusetts*	18	1-7	0-6	0-0	2-1-3	1	1	0	1	2
3-9	Xavier	24	2-4	2-3	2-2	0-1-1	1	2	0	0	8
3-14	vs. Dayton*	22	1-7	1-6	6-7	2-3-5	1	0	0	1	9
3-15	vs. La Salle*	27	3-9	1-4	2-2	0-2-2	0	0	0	1	1
3-16	vs. Saint Louis*	31	0-6	0-3	3-4	2-2-4	1	4	0	0	3

	G-GS	MIN	FGM-A	PCT	3FM-A	PCT	FTM-A	PCT	O/D	TOT	AVG.	PF-D	A	TO	B	S	PTS	AVG
2012-13	34-13	899	96-251	.382	56-162	.346	88-101	.871	20/76	96	2.8	43-0	39	35	4	20	336	9.9

2012-13 Bulldogs



#30 EMERSON KAMPEN
F, 6-8, 201, Sr.
Muncie, Ind./Yorktown

Parents: Dennis Bigler and Debi Kampen-Bigler
Born: 7/28/89
Major: Marketing

Quick Hits:

- Fifth-year senior.
- One of three current Butler players who were on both Final Four teams.

- Earned a spot on Butler's roster as a walk-on in 2008-09.

2012-13 Highlights:

Has played in 16 games, including one as a starter...had two points and grabbed a career-high two rebounds in five minutes against IUPUI.

2011-12 Highlights:

Played in 20 games, including five of the final six contests...grabbed a career-high two rebounds and added one assist and one blocked shot in a career-high eight minutes against Oakland City...had one assist in a brief appearance against Detroit...pulled down one rebound and had an assist in two minutes against Indiana State.

2010-11 Highlights:

Played in 15 total games, including one NCAA Tournament contest...had a rebound, an assist and a steal in Butler's season-opener against Marian...grabbed a rebound in five minutes of action against UIC...had a steal in three minutes at UIC.

2009-10: Played in eight games...saw first collegiate action and came up with one steal at Ball State...grabbed first collegiate rebound in Butler's home victory over Green Bay...recorded first collegiate assist in Butler's home win over Youngstown State...grabbed a rebound and scored first collegiate points with a field goal at UIC...had a steal in two minutes against Wright State in the title game of the 2010 Speedway Horizon League Men's Basketball Championship.

2008-09: Sat out his initial season with the Bulldogs as a redshirt...played in all four games on Butler's summer trip to Italy and averaged 8.5 points...scored 14 points in Butler's first victory over Prima Veroli and 13 points in the second win over the Italian team...had eight points against the Swiss National Team in his first action with the Bulldogs.

High School: Honorable mention Indiana Basketball Coaches Association (IBCA) All-State as a senior...HM A.P. All-State in 2007-08...McDonald's All-American nominee...three-year All-County performer...three-time All-Conference selection...team captain as a senior...chosen to the North Team for the Indiana North-South All-Star Classic...selected to play in the "Hoosiers" Reunion All-Star Classic in Knightstown, Indiana, and wound up leading the "Terhune Tigers" in scoring with 20 points...named to the *Hoosier Basketball Magazine* "Top 100 Seniors" in 2007-08...chosen for the *Hoosier*

Basketball Magazine "Top 60 Senior Boys Workout" in the spring of 2008...averaged 14.9 points and 7.3 rebounds as a senior...ranked among the Indiana state leaders in field goal shooting with a .565 mark...posted a prep high game of 29 points on three different occasions (twice versus Rushville and once against Blackford)...posted 28 points against Wes-Del and 26 against New Palestine as a senior...had a top rebounding effort of 21 against Greenfield Central as a senior...grabbed 17 rebounds each against Rushville, Wes-Del and New Palestine...recorded a high school career-high eight assists against Shenandoah...helped lead Yorktown to an 18-5 record in 2007-08...finished his basketball career as Yorktown's third all-time leading scorer...four-year varsity basketball letterwinner...
 High School Coach: Judd Moulton.

Emerson Kampen Career Highs

Points: 2 at UIC, 1/23/10; vs. IUPUI, 12/5/12
Field Goals: 1 at UIC, 1/23/10; vs. IUPUI, 12/5/12
Field Goal Attempts: 2 vs. IUPUI, 12/5/12
3-Point Field Goals: 0
3-Point Field Goal Attempts: 1 vs. Wright State, 2/28/12
Free Throws: 0
Free Throw Attempts: 0
Rebounds: 2 vs. Oakland City, 11/29/11; vs. IUPUI, 12/5/12
Assists: 1 vs. Youngstown State, 1/16/10; vs. Marian, 11/13/10; vs. Oakland City, 11/29/11; vs. Detroit, 2/4/12; vs. Indiana State, 2/18/12
Steals: 1 at Ball State, 12/2/09; vs. Valparaiso, 12/5/09; vs. Wright State, 3/9/10; vs. Marian, 11/13/10; at UIC, 2/19/11
Blocked Shots: 1 vs. Oakland City, 11/29/11; at Detroit, 1/14/11; at Xavier, 11/13/12; vs. Hanover, 11/27/12
Minutes: 8 vs. Oakland City, 11/29/11

2012-13 Emerson Kampen Game-By-Game

Date	Opponent	MIN	FG	3PT	FT	O-D-T	AST	TO	B	S	PTS
11-10	Elon	1	0-0	0-0	0-0	0-0-0	0	0	0	0	0
11-13	At Xavier	1	0-1	0-0	0-0	0-0-0	0	0	1	0	0
11-19	vs. Marquette	DNP									
11-20	vs. North Carolina	DNP									
11-21	vs. Illinois	0+	0-0	0-0	0-0	0-0-0	0	0	0	0	0
11-27	Hanover	3	0-0	0-0	0-0	0-0-0	0	0	1	0	0
12-1	Ball State	1	0-0	0-0	0-0	0-1-1	0	1	0	0	0
12-5	IUPUI	5	1-2	0-0	0-0	1-1-2	0	1	0	0	2
12-8	At Northwestern	DNP									
12-15	vs. Indiana	DNP									
12-22	Evansville	DNP									
12-29	At Vanderbilt	1	0-0	0-0	0-0	0-0-0	0	0	0	0	0
1-2	Penn	1	0-0	0-0	0-0	0-0-0	0	0	0	0	0
1-5	New Orleans	DNP									
1-9	At Saint Joseph's	DNP									
1-12	At Dayton	1	0-0	0-0	0-0	0-0-0	0	0	0	0	0
1-16	Richmond	DNP									
1-19	Gonzaga	0+	0-0	0-0	0-0	0-0-0	0	0	0	0	0
1-23	At La Salle	DNP									
1-26	Temple	0+	0-0	0-0	0-0	0-0-0	0	0	0	0	0
1-31	At Saint Louis	DNP									
2-2	Rhode Island	0+	0-0	0-0	0-0	0-0-0	0	0	0	0	0
2-6	St. Bonaventure	DNP									
2-9	At George Washington	DNP									
2-13	Charlotte	0+	0-0	0-0	0-0	0-0-0	0	0	0	0	0
2-16	At Fordham	DNP									
2-19	Duquesne	1	0-0	0-0	0-0	0-0-0	0	0	0	0	0
2-22	Saint Louis	DNP									
3-2	At VCU	DNP									
3-7	At Massachusetts	0+	0-0	0-0	0-0	0-0-0	0	0	0	0	0
3-9	Xavier*	2	0-0	0-0	0-0	0-0-0	0	0	0	0	0
3-14	vs. Dayton	DNP									
3-15	vs. La Salle	DNP									
3-16	vs. Saint Louis	0+	0-0	0-0	0-0	0-0-0	0	0	0	0	0

*Starter.

	G-GS	MIN	FGM-A	PCT	3FM-A	PCT.	FTM-A	PCT	O/D	TOT	AVG.	PF-D	A	TO	B	S	PTS	AVG
2009-10	8-0	12	1-1	1.000	0-0	.000	0-0	.000	1/1	2	0.3	2-0	1	2	0	3	2	0.3
2010-11	15-0	29	0-0	.000	0-0	.000	0-0	.000	1/1	2	0.1	5-0	1	1	1	2	0	0.0
2011-12	20-0	23	0-3	.000	0-1	.000	0-0	.000	1/3	4	0.2	6-0	3	0	1	0	0	0.0
2012-13	17-1	17	1-3	.333	0-0	.000	0-0	.000	1/2	3	0.2	3-0	0	2	2	0	2	0.1
Career	60-1	81	2-7	.286	0-1	.000	0-0	.000	4/7	11	0.2	16-0	5	5	4	5	4	0.07

2012-13 Bulldogs



#31 KAMERON WOODS

F, 6-9, 200, So.

Louisville, Ky./Eastern

Parents: Kevin Woods, Rhonda Clark

Born: 4/22/93

Major: Communications

Quick Hits:

•Has played in all 34 games.

- Butler's leading scorer among non-starters.
- Leads the Bulldogs in blocked shots.
- Played in 36 games in 2011-12, including five as a starter.
- Led the Bulldogs and ranked seventh in the Horizon League in blocked shots as a freshman.
- Named to the Kentucky All-Star Team for the annual Indiana-Kentucky All-Star series as a senior in high school.
- Recorded high school team's first triple-double in more than eight seasons in 2009-10.

2012-13 Highlights:

Has played in all 34 Butler games...came off the bench with eight points and four rebounds in Butler's season-opener against Elon... had two points and four rebounds in 13 minutes against #9 North Carolina in the semifinals of the Maui Invitational...led the Bulldogs with eight rebounds in 13 minutes against Illinois in the championship game of the Maui Invitational...came off the bench with seven points, three rebounds and an assist in 12 minutes against Ball State... had six points, five rebounds and a career-high three steals in 15 minutes against IUPUI...recorded fourth career double-double with 10 points and a career-high 12 rebounds in Butler's victory over Evansville...pulled down nine rebounds in 20 minutes at Vanderbilt... led the Bulldogs with eight rebounds in a reserve role against Penn... came off the bench with four points, four rebounds, two assists and two blocked shots in 18 minutes at Dayton...had eight points and seven rebounds in 19 minutes against Richmond...shared the team rebounding lead with five against Temple...had five points and six rebounds in 15 minutes at Saint Louis...posted seven points and five rebounds against Rhode Island...had seven points and led both teams with 10 rebounds at Fordham...matched his career-high with three assists and added six points and four rebounds in 22 minutes against Duquesne...came off the bench and led all players with 10 rebounds in 19 minutes at VCU...came off the bench with a career-high 17 points to share Butler's scoring lead at Massachusetts... had 15 points, five rebounds and three blocked shots in 21 minutes against Xavier...led the Bulldogs with seven rebounds against Dayton in the Atlantic 10 Tournament...had 10 points and a team-high nine rebounds in 23 minutes against La Salle in the A-10 Tournament quarterfinals...posted seven points and five rebounds against Saint Louis in the A-10 semifinals.

2011-12 Highlights:

Played in 36 games, including five as a starter...led the Bulldogs and ranked seventh in the Horizon League in blocked shots...fourth on the team in offensive rebounds...posted three double-doubles... starting forward in both Butler exhibition games...sat out Evansville game (Coach's Decision)...scored four points, grabbed seven rebounds and had three blocked shots against Chattanooga in his first collegiate game...shared the team lead with six rebounds in a reserve stint against Savannah State...recorded first collegiate double-double with 10 points and 11 rebounds in 14 minutes against Oakland City in first career start...posted second consecutive double-double with 10 points and 11 rebounds against Valparaiso...had nine points and eight rebounds in a career-high 33 minutes against #8 Xavier...came off the bench and shared the team scoring lead with a career-high 12 points against Purdue...came off the bench with

eight points and a career-high three assists at Gonzaga...hit key three-point field goal with 0:20 remaining and scored 10 points to help lift Butler past Green Bay at Hinkle Fieldhouse...shared the team rebounding lead with seven at home against Milwaukee...came off the bench with eight points and a team-high eight rebounds against Cleveland State at home...recorded third career double-double with 10 points and 10 rebounds in Butler's home win over Youngstown State...had a big impact on Butler's win at Cleveland State with a key rebound, blocked shot and free throw in the final two minutes... came off the bench with eight rebounds and two blocked shots in 18 minutes against Indiana State...came off the bench with nine rebounds, a career-high four blocked shots and two steals against Wright State in the first round of the Horizon League Tournament... had six points and five rebounds against Delaware in the first round of the CBI.

High School: Two-year varsity starter at Eastern High School in Louisville, Kentucky...team captain as a senior...named high school team's Defensive Player of the Year in 2010-11...chosen first team All-District and first team All-Region as a senior...named to the Kentucky All-Star Team for the annual summer Indiana-Kentucky All-Star series...helped lead Eastern to a 33-3 campaign, a No. 1 state rank and a berth in the state semifinals in 2010-11...averaged a double-double (10.7 points, 10.7 rebounds) in three games at the state tournament...posted averages of 8.2 points and 8.7 rebounds in final high school season...posted a high game of 17 points against Fern Creek in 2010-11...pulled down 18 rebounds in a game against Jeffersontown as a senior...had 10 assists in a game against St. Xavier as a junior...averaged 8.5 points, 7.5 rebounds and 3.6 blocked shots as a junior for 21-9 Eastern...recorded Eastern's first triple-double in more than eight seasons with 15 points, 12 rebounds and 10 blocked shots against Fern Creek...picked up 13 Division I scholarship offers after a summer of playing with the BA Hoyas 17s following his junior season...father, Kevin, was a three-year starter at Tennessee and former teammate of Muggsy Bogues, Reggie Williams, David Wingate and the late Reggie Lewis at Baltimore Dunbar High School...High School Coach: Jason Couch.

BUTLER BESTS

Points

- 17 at Massachusetts, 3/7/13
- 15 vs. Xavier, 3/9/13
- 12 vs. Purdue, 12/17/11
- 10, Five times, last vs. Evansville, 12/22/12

Rebounds

- 12 vs. Evansville, 12/22/12
- 11 vs. Oakland City, 11/29/11
- 11 vs. Valparaiso, 12/3/11
- 10 at Fordham, 2/16/13
- 10 at VCU, 3/2/13
- 10 vs. Youngstown State, 1/15/12

2012-13 Bulldogs

Kameron Woods Career Highs

Points: 17 at Massachusetts, 3/7/13
Field Goals: 7 at Massachusetts, 3/7/13
Field Goal Attempts: 11 at Massachusetts, 3/7/13
3-Point Field Goals: 2 vs. Oakland City, 11/29/11; vs. Purdue, 12/17/11; vs. Cleveland State, 1/13/12
3-Point Field Goal Attempts: 6 at Loyola, 1/21/12
Free Throws: 4 vs. Evansville, 12/22/12
Free Throw Attempts: 7 vs. Xavier, 12/7/11
Rebounds: 12 vs. Evansville, 12/22/12
Assists: 3 at Gonzaga, 12/20/11; vs. Duquesne, 2/19/13
Steals: 3 vs. IUPUI, 12/5/12
Blocked Shots: 4 vs. Wright State, 2/28/12
Minutes: 33 vs. Xavier, 12/7/11


2012-13 Kameron Woods Game-By-Game

Date	Opponent	MIN	FG	3PT	FT	REB		AST	TO	B	S	PTS
						O-D-T						
11-10	Elon	28	4-6	0-1	0-0	0-4-4	2	1	1	1	1	8
11-13	At Xavier	14	1-1	0-0	0-0	0-1-1	1	1	0	0	0	2
11-19	vs. Marquette	3	0-0	0-0	0-0	0-0-0	0	1	0	1	0	0
11-20	vs. North Carolina	13	1-3	0-0	0-0	1-3-4	1	0	0	1	2	2
11-21	vs. Illinois	13	0-2	0-0	0-1	2-6-8	0	1	0	0	0	0
11-27	Hanover	15	2-2	0-0	0-0	2-2-4	2	2	1	0	4	4
12-1	Ball State	12	3-4	1-1	0-0	2-1-3	1	0	0	0	7	7
12-5	IUPUI	15	3-3	0-0	0-2	1-4-5	1	0	0	3	6	6
12-8	At Northwestern	12	0-1	0-0	2-2	0-1-1	0	0	1	0	2	2
12-15	vs. Indiana	4	0-0	0-0	0-0	0-1-1	0	0	0	0	0	0
12-22	Evansville	24	3-4	0-0	4-6	3-9-12	2	1	1	0	10	10
12-29	At Vanderbilt	20	1-2	0-1	2-2	2-7-9	0	4	1	0	4	4
1-2	Penn	21	1-4	0-0	0-0	4-4-8	0	1	0	0	2	2
1-5	New Orleans	15	0-2	0-0	2-2	0-2-2	1	3	1	1	2	2
1-9	At Saint Joseph's	3	0-1	0-0	0-0	0-1-1	0	0	0	1	0	0
1-12	At Dayton	18	2-3	0-0	0-0	1-3-4	2	0	2	0	4	4
1-16	Richmond	19	3-6	0-0	2-2	3-4-7	0	2	0	1	8	8
1-19	Gonzaga	12	1-2	0-1	0-0	0-0-0	0	0	0	0	2	2
1-23	At La Salle	14	1-2	0-0	0-0	0-5-5	1	2	1	0	2	2
1-26	Temple	14	2-2	0-0	3-4	1-4-5	0	0	1	1	7	7
1-31	At Saint Louis	15	2-4	0-0	1-1	1-5-6	1	1	0	0	5	5
2-2	Rhode Island	23	3-6	0-0	1-2	1-4-5	2	1	1	0	7	7
2-6	St. Bonaventure	20	2-4	0-0	0-0	0-2-2	0	0	1	0	4	4
2-9	At George Washington	18	1-3	0-0	0-0	1-4-5	0	2	1	1	2	2
2-13	Charlotte	21	0-2	0-0	0-1	1-2-3	0	2	1	1	0	0
2-16	At Fordham	18	2-2	0-0	3-6	4-6-10	1	3	0	1	7	7
2-19	Duquesne	22	3-5	0-0	0-0	2-2-4	3	1	0	1	6	6
2-22	Saint Louis	21	1-1	0-0	0-4	0-4-4	1	2	0	0	2	2
3-2	At VCU	19	0-2	0-0	0-0	3-7-10	0	2	0	1	0	0
3-7	At Massachusetts	21	7-11	0-0	3-3	1-2-3	0	0	0	1	17	17
3-9	Xavier	21	6-7	0-0	3-4	3-2-5	1	1	3	0	15	15
3-14	vs. Dayton	20	1-3	0-0	1-2	1-6-7	1	0	2	1	3	3
3-15	vs. La Salle	23	4-5	0-0	2-2	3-6-9	0	1	1	0	10	10
3-16	vs. Saint Louis	22	2-4	0-0	3-4	3-2-5	1	2	0	2	7	7

*Starter.

	G-GS	MIN	FGM-A	PCT	3FM-A	PCT.	FTM-A	PCT	O/D	TOT	AVG.	PF-D	A	TO	B	S	PTS	AVG
2011-12	36-5	634	57-154	.370	11-61	.180	26-43	.605	62/111	173	4.8	74-4	20	38	39	16	151	4.2
2012-13	34-0	573	62-109	.569	1-4	.250	32-50	.640	46/116	162	4.8	59-0	25	37	20	19	157	4.6
Career	70-5	1207	119-263	.452	12-65	.185	58-93	.624	108/227	335	4.8	133-4	45	75	59	35	308	4.4

2012-13 Bulldogs



#33 CHASE STIGALL
G, 6-3, 196, Sr.
New Castle, Ind./Chrysler

Parents: Cliff and Cam Stigall
Born: 7/22/89
Major: Physical Education

Quick Hits:

- One of five players who have played in all 34 games this season.
- Played in all 37 games, including 18 as a starter, in 2011-12.
- Starter in both of Butler's 2011 Final Four games.
- Had a 12-1 record as a starter in 2010-11.
- One of three current Butler players who were on both Final Four teams.

2012-13 Highlights:

Has played in all 34 games, including three as a starter...scored four points in Butler's season-opener against Elon...played a season-high 18 minutes against Marquette at the Maui Invitational...sparked the Bulldogs with nine points, three rebounds, two assists and two steals in 24 minutes against #9 North Carolina in the semifinals of the Maui Invitational...had a season-high four rebounds in 10 minutes against Hanover...scored six points on big three-point field goals late in regulation and in the final minute of overtime to help lift the Bulldogs past top-ranked Indiana...hit two key three-point field goals in Butler's victory at Dayton...came off the bench with seven points and three rebounds against #8 Gonzaga...scored a season-high 12 points and matched his season-high with four rebounds in 21 minutes against St. Bonaventure...matched his season-high with two assists and scored two points in eight minutes against Saint Louis in the A-10 Tournament semifinals.

2011-12 Highlights:

Played in all 37 games, including 18 as a starter...led the Bulldogs in three-point field goals (50)...hit six of nine three-point field goal attempts in Butler's two exhibition contests...scored seven points in Butler's win over Chattanooga...scored 11 points, all in the first half, against Louisville...posted his second consecutive double-figures scoring performance with 10 points against Savannah State...hit four three-point field goals and scored 14 points against Gardner-Webb...nailed a career-high five three-point field goals and scored a career-high 15 points against Oakland City...had nine points in a reserve stint against Valparaiso...had a team-high 10 points and matched his career-high with six rebounds against #8 Xavier...came off the bench with 11 points and five rebounds in Butler's victory over Purdue...had six points and matched his career-high with four assists at Stanford...hit a key three-point field goal with 0:42 remaining to help lift Butler past Milwaukee at Hinkle Fieldhouse...hit four three-point field goals, including two in the final minute, and scored 12 points against Cleveland State at home...had three points and five rebounds at UIC...hit two clutch three-point field goals in the second half at Loyola...came off the bench with seven points and four rebounds against Wright State at Hinkle Fieldhouse...hit three three-point field goals and scored nine points against Indiana State in Sears BracketBuster X...came off the bench with six points against Milwaukee in the league tournament...had 10 points and three assists against Delaware in the first round of the CBI...posted three points and three rebounds in 12 minutes against Pittsburgh in the CBI semifinals.

2010-11 Highlights:

Played in all 38 games, including 13 as a starter...finished fourth on the squad in three-point field goals...came off the bench with nine points and a career-high three steals at Siena...had six points and four rebounds at Loyola...came off the bench with five points against Duke...had seven points in a reserve stint against Stanford...scored six points and shared the team rebounding lead with a career-high six against Utah at the Diamond Head Classic...scored a career-high 11 points in 22 minutes against Florida State in the Diamond Head Classic...had nine points in 15 minutes against Washington State in the championship game of the Diamond Head Classic...scored seven points and had four rebounds in 22 minutes in Butler's home win over Cleveland State...came off the bench with eight points in 26 minutes in Butler's home win over Youngstown State...had six points and first career blocked shot at Valparaiso...made first career start and scored two points at Cleveland State...hampered by a leg injury that limited him to 10 minutes against UIC in his second career start...finished with six points as a starter at Green Bay...scored seven points and had a career-high four assists at UIC...came off the bench with 10 points in 12 minutes in Butler's final regular season game against Loyola...matched his career-high with six rebounds and added eight points in 29 minutes against Cleveland State in the semifinals of the Horizon League Tournament...scored six points and grabbed four rebounds against Milwaukee in the Horizon League Tournament championship game...had three points and four rebounds against Wisconsin in the Southeast Regional semifinals...scored nine points against UConn in the national championship game.

2009-10: Played in 14 games...played a season-high eight minutes and grabbed two rebounds at Evansville...sustained a sprained right knee in Butler's victory at Ball State...scored first collegiate point with a free throw in Butler's home victory over Green Bay...hit first collegiate field goal, a three-pointer, in Butler's home win over Youngstown State...matched his season-high with three points and recorded his first career assist at UIC...hit a key first half three-point field goal to help Butler's comeback at home against Loyola.

2008-09: Sat out his initial season with the Bulldogs as a redshirt...averaged 11.0 points on Butler's four-game trip to Italy during the summer of 2009...led the Bulldogs in scoring in back-to-back wins over Prima Veroli, scoring 20 points in the first win and 15 in the second.

High School: First team Indiana Basketball Coaches Association All-State guard at New Castle Chrysler High School...third team A.P. All-State in 2007-08...two-time all-conference performer...conference Player of the Year as a senior...McDonald's All-American nominee in 2007-08...team captain as a senior...named to the Indiana All-Star Team for the annual Indiana-Kentucky summer all-star series...named a "Central Six" Junior All-Star in 2006-07...ranked 19th in the state in scoring as a senior with a 21.2 average...tallied a career-high 39 points against Muncie South in 2007-08...had a career-best 14 rebounds twice...averaged 14.8 points as a junior and 12.0 points as a sophomore...set school freshman and sophomore scoring records...helped lead New Castle Chrysler to a 21-6 record and an Indiana 3A state championship in 2006-07...starting guard on Chrysler's 23-3 team in 2006-07...played on teams that set a school record with 18 consecutive victories between 2006 and 2007...helped high school squad to a 79-22 record over four varsity seasons...member of teams that won four sectional championships, one regional crown and one semi-state title...earned four varsity basketball letters...High School Coach: Steve Bennett.

2012-13 Bulldogs

BUTLER BESTS

Points

15 vs. Oakland City, 11/29/11
 12 vs. St. Bonaventure, 2/6/13
 12 vs. Cleveland State, 1/13/12
 11 vs. Purdue, 12/17/11
 11 vs. Louisville, 11/19/11
 11 vs. Florida State, 12/23/10

Rebounds

6 vs. Utah, 12/22/10
 6 vs. Cleveland State, 3/5/11
 6 at Evansville, 11/12/11
 6 vs. Xavier, 12/7/11
 5 at Green Bay, 2/15/11
 5 at UIC, 1/19/12
 5 vs. Purdue, 12/17/11

Assists

4 at UIC, 2/19/11
 4 vs. Oakland City, 11/29/11
 4 at Stanford, 12/22/11
 3 vs. Delaware, 3/14/12

Chase Stigall Career Highs

Points: 15 vs. Oakland City, 11/29/11
Field Goals: 5 vs. Oakland City, 11/29/11
Field Goal Attempts: 12 vs. Oakland City, 11/29/11
3-Point Field Goals: 5 vs. Oakland City, 11/29/11
3-Point Field Goal Attempts: 11 vs. Oakland City, 11/29/11
Free Throws: 3 vs. North Carolins, 11/20/12; vs. St. Bonaventure, 2/6/13
Free Throw Attempts: 4 vs. North Carolins, 11/20/12; vs. St. Bonaventure, 2/6/13
Rebounds: 6 vs. Utah, 12/22/10; vs. Cleveland State, 3/5/11; at Evansville, 11/12/11; vs. Xavier, 12/7/11
Assists: 4 at UIC, 2/19/11; vs. Oakland City, 11/29/11; at Stanford, 12/22/11
Steals: 3 at Siena, 11/23/10
Blocked Shots: 2 vs. Purdue, 12/17/11
Minutes: 35 at Evansville, 11/12/11; vs. Gardner-Webb, 11/23/11


2012-13 Chase Stigall Game-By-Game

Date	Opponent	MIN	FG	3PT	FT	REB		AST	TO	B	S	PTS
						O-D-T						
11-10	Elon*	14	1-4	1-3	1-2	1-0-1	0	0	0	1	4	
11-13	At Xavier*	9	0-2	0-2	0-0	0-0-0	1	0	0	0	0	
11-19	vs. Marquette	18	0-1	0-1	0-0	0-2-2	1	1	0	2	0	
11-20	vs. North Carolina	24	2-3	2-3	3-4	1-2-3	2	3	0	2	9	
11-21	vs. Illinois	13	0-3	0-2	0-0	0-1-1	1	0	0	0	0	
11-27	Hanover	10	1-1	0-0	0-0	0-4-4	0	1	0	1	2	
12-1	Ball State	10	0-3	0-2	0-0	0-2-2	2	0	0	0	0	
12-5	IUPUI	15	1-2	1-2	0-0	1-1-2	1	0	0	1	3	
12-8	At Northwestern	14	0-3	0-2	0-0	0-0-0	0	2	0	0	0	
12-15	vs. Indiana	14	2-7	2-6	0-0	1-1-2	1	1	0	0	6	
12-22	Evansville	18	0-4	0-3	0-0	0-2-2	2	1	0	1	0	
12-29	At Vanderbilt	11	0-3	0-3	0-0	0-1-1	2	1	0	1	0	
1-2	Penn	3	0-0	0-0	0-0	0-0-0	0	1	0	0	0	
1-5	New Orleans	13	0-0	0-0	0-0	1-0-1	0	2	0	0	0	
1-9	At Saint Joseph's	4	0-1	0-1	0-0	0-1-1	1	0	0	0	0	
1-12	At Dayton	12	2-3	2-3	0-0	0-2-2	2	1	0	0	6	
1-16	Richmond	9	0-1	0-1	0-0	1-3-4	0	1	0	0	0	
1-19	Gonzaga	17	2-3	2-3	1-2	1-2-3	2	1	0	0	7	
1-23	At La Salle	11	0-2	0-2	0-0	0-0-0	0	2	0	0	0	
1-26	Temple	3	0-0	0-0	0-0	0-0-0	0	1	0	0	0	
1-31	At Saint Louis	12	1-1	1-1	0-0	0-3-3	1	0	0	1	3	
2-2	Rhode Island	9	0-0	0-0	0-0	0-2-2	1	1	0	1	0	
2-6	St. Bonaventure	21	3-5	3-5	3-4	1-3-4	2	0	0	1	12	
2-9	At George Washington	6	1-1	0-0	0-0	0-1-1	1	2	0	0	2	
2-13	Charlotte	12	0-3	0-3	0-0	0-1-1	1	1	0	0	0	
2-16	At Fordham	3	0-1	0-1	0-0	0-1-1	0	0	0	0	0	
2-19	Duquesne	7	0-0	0-0	0-0	0-0-0	0	0	0	0	0	
2-22	Saint Louis	6	1-2	1-2	2-2	0-0-0	0	1	0	0	5	
3-2	At VCU	15	1-2	1-2	2-2	0-1-1	1	1	0	0	5	
3-7	At Massachusetts	2	0-0	0-0	0-0	0-0-0	0	0	0	0	0	
3-9	Xavier*	3	0-1	0-1	0-0	0-0-0	1	0	0	0	0	
3-14	vs. Dayton	8	0-0	0-0	0-0	0-1-1	0	1	0	0	0	
3-15	vs. La Salle	5	0-0	0-0	0-0	0-0-0	0	0	0	0	0	
3-16	vs. Saint Louis	8	0-1	0-1	2-2	0-1-1	2	0	0	0	2	

*Starter.

	G-GS	MIN	FGM-A	PCT	3FM-A	PCT.	FTM-A	PCT	O/D	TOT	AVG.	PF-D	A	TO	B	S	PTS	AVG
2009-10	14-0	44	3-12	.250	3-10	.300	1-2	.500	3/1	4	0.3	4-0	1	3	0	0	10	0.7
2010-11	38-13	615	52-158	.329	40-125	.320	4-8	.500	20/46	66	1.7	51-2	28	20	2	15	148	3.9
2011-12	37-18	830	65-218	.298	50-176	.284	14-23	.609	17/61	78	2.1	70-3	36	37	2	18	194	5.2
2012-13	34-3	360	18-63	.286	16-55	.291	14-18	.778	8/38	46	1.4	32-1	28	25	0	12	66	1.9
Career	123-34	1849	138-451	.306	109-366	.298	33-51	.647	48/146	194	1.6	157-6	93	85	4	45	419	3.4

2012-13 Bulldogs



#44 ANDREW SMITH
C, 6-11, 243, Sr.
Zionsville, Ind./Covenant Christian

Parents: Curt and Debbie Smith
Born: 9/9/90
Major: Finance

Quick Hits:

- Starter in 33 of 34 games this season (missed one game with injury).
- Ranks sixth on Butler's all-time list for games played (132).
- The only current college basketball player who has played in two Division I national championship games.
- Selected second team on the 2012-13 Capital One Academic All-America Team.
- Named one of 10 finalists for the 2012-13 Senior CLASS Award, given for notable achievement in community, classroom, character and competition.
- Selected to the 2012-13 Capital One Academic All-District V Team.
- Named to the Atlantic 10 Conference All-Academic Team.
- Chosen Atlantic 10 Conference Player of the Week (Jan. 14) after helping Butler to back-to-back road wins to open A-10 play.
- Became the 34th player in Butler history to score 1,000 career points in the Bulldogs' victory over Rhode Island.
- Played in all 37 games in 2011-12, including 36 as a starter. Has started 94 of Butler's last 97 games, including both Final Four games in 2011.
- Lone returning player who saw action in both the 2010 and 2011 Final Fours.
- Averaged a double-double in each of his final three high school seasons.

2012-13 Highlights:

Starter in 33 games this season...sat out the Charlotte game with injury...had first double-figures scoring performance of the season with 10 points against Marquette in the Maui Invitational...scored 13 points against #9 North Carolina in the semifinals of the Maui Invitational...posted 13 points and seven rebounds in 23 minutes against Hanover...had 12 points and five rebounds against Ball State...had a perfect shooting night and scored 11 points in Butler's win over IUPUI...recorded fifth career double-double with game-highs of 24 points and 10 rebounds at Northwestern...scored 12 points and grabbed nine rebounds in 25 minutes to help lift Butler past top-ranked Indiana...shared Butler's scoring lead with 20 points and matched his career-high with four assists in Butler's victory over Evansville...posted his second double-double of the season with 24 points and 10 rebounds in Butler's victory at Saint Joseph's...scored 13 points and matched his career-high with four assists at Dayton...led the Bulldogs with 15 points and added seven rebounds against Richmond...had seven points and seven rebounds against Gonzaga...led the Bulldogs with 16 points and eight rebounds at La Salle...shared the team rebounding lead with five against Temple...had 12 points and six rebounds at Saint Louis...scored 13 points and grabbed a team-high seven rebounds against St. Bonaventure...returned from injury and scored 12 points at Fordham...grabbed a game-high 10 rebounds against Duquesne...led the Bulldogs with nine rebounds against Saint Louis...recorded third double-double of the season with 13 points and a career-high 15 rebounds at Massachusetts...scored seven points and shared the team rebounding lead with five against Xavier...tallied 18 points against Dayton in the A-10 Tournament...had 11 points and eight rebounds against La Salle in the quarterfinals of the A-10 Tournament.

2011-12 Highlights:

Played in 37 games, including 36 as a starter...finished as Butler's

leading scorer and second-leading rebounder...had 21 points, nine rebounds and four blocked shots in 26 minutes at Evansville...recorded second career double-double with team-highs of 16 points and 10 rebounds against Chattanooga...led the Bulldogs with 11 points against Savannah State...scored 11 points and led the team with six rebounds against Gardner-Webb...posted second double-double this season with 14 points and 12 rebounds against Oakland City...shared the team scoring lead with 12 points and hit the game-winning tip-in with 0:01 against Purdue...named Horizon League Player of the Week for his performance against Purdue...hit five of seven shots and scored 10 points at Stanford...nailed five of six shots and shared Butler's scoring lead with 13 points against Green Bay...sparked the Bulldogs past Milwaukee at home with 11 points and six rebounds...hit two clutch three-point field goals in the final two minutes and scored a team-high 19 points to help lift the Bulldogs at Wright State...led the Bulldogs with 13 points against Cleveland State at home...scored 20 points and grabbed six rebounds to lead Butler past Youngstown State at Hinkle Fieldhouse...scored 12 points and grabbed a career-high 13 rebounds at Loyola...led the Bulldogs with 11 points and posted career-highs of four assists and four steals at Milwaukee...didn't miss a shot and scored 11 points against Wright State at Hinkle Fieldhouse...led the Bulldogs with 18 points and added eight rebounds against Detroit at home...had 11 points in Butler's win at Cleveland State...scored 12 points at home against Loyola...led the Bulldogs with 12 points against Indiana State in Sears BracketBuster X...had 10 points in 14 minutes against UIC at home...scored 12 points and grabbed five rebounds at Valparaiso...hit a career-high 12 of 14 free throws, scored a career-high 25 points and grabbed seven rebounds in 27 minutes against Wright State in the first round of the Horizon League Tournament...had 17 points and a team-high seven rebounds against Delaware in the first round of the CBI...scored 19 points and grabbed six rebounds against Pittsburgh in the CBI Semifinals.

2010-11 Highlights:

Saw action in all 38 games, including 32 as a starter...finished as Butler's second-leading rebounder and third-leading scorer...led the Bulldogs and ranked second in the Horizon League in field goal shooting...scored 10 points in 15 minutes in Butler's season-opener against Marian...had eight rebounds in a reserve stint at Louisville...came off the bench with seven points and six rebounds against Ball State...had eight points and seven rebounds in a reserve role at Siena...scored 10 points and grabbed five rebounds against Duke...had seven points at Xavier...scored nine points against Mississippi Valley State...tallied 10 points, all in the first half, and grabbed five rebounds in Butler's victory over Stanford...hit all five of his field goal attempts and scored 14 points against Washington State in the championship game of the Diamond Head Classic...hit four of five shots and scored eight points in Butler's home victory over Valparaiso...recorded first career double-double with a career-high 22 points and 10 rebounds in Butler's home win over Cleveland State...had seven points and four rebounds in 19 minutes in Butler's home win over Youngstown State...sparked the Bulldogs with 15 points, six rebounds and two blocked shots at Detroit...led the Bulldogs with 15 points and eight rebounds in 31 minutes at Wright State...hit all five shots that he attempted and finished with 12 points in Butler's home win over Green Bay...tallied 11 points and six rebounds at Youngstown State...had 13 points, five rebounds and a three assists at Cleveland State...hit all six shots that he attempted and finished with 15 points in Butler's home win over Wright State...scored 16 points and shared Butler's rebounding lead with nine at UIC...came off the bench with 11 rebounds, three blocked shots and three steals in a career-high 36 minutes in Butler's final regular season game against Loyola...had 12 points and shared the team rebounding lead with eight against Cleveland State in the semifinals of the Horizon League Tournament...had six points and led all players with 10 rebounds in the Bulldogs' Horizon League Tournament championship game victory over Milwaukee...scored 11 points and shared the team rebounding lead with six in Butler's second-round NCAA Tournament victory over Old Dominion...scored seven points, including a go-ahead basket with less than

2012-13 Bulldogs

three seconds remaining, in Butler's third-round NCAA victory over Pittsburgh...suffered a sprained ankle against Wisconsin in the Southeast Regional semifinals, but still finished with eight points and six rebounds in 24 minutes of action...had three points and a team-high eight rebounds in 25 minutes of action as a starter against Florida in the Southeast Regional championship game...shared the team lead in rebounding with nine against UConn in the national championship game.

2009-10: Played in 24 games, including Butler's final three NCAA Tournament contests...pulled down first collegiate rebound at Northwestern...grabbed three rebounds against Minnesota in the 76 Classic...had three rebounds in 10 minutes against UCLA in the second round of the 76 Classic...scored first collegiate points with a pair of free throws at UAB...tallied six points and grabbed eight rebounds in 11 minutes in Butler's home victory over Green Bay...came off the bench with five points and three rebounds in Butler's home win over Youngstown State...recorded first career assist at UIC...scored two points and had a blocked shot against Wright State in the title game of the 2010 Speedway Horizon League Men's Basketball Championship...came off the bench with three points and two rebounds in 12 minutes against Kansas State...had one point and one rebound against Michigan State in the national semifinals.

High School: Second team National Christian Schools Athletic Association (NCSAA) All-American as a senior at Covenant Christian High School...McDonald's All-American nominee in 2009...chosen to the NCSAA Super Regional Team...honorable mention All-State as a senior...named the *Indianapolis Star* All-City Player of the Year in 2008-09...finished his prep career with school records of 1,098 points and 887 rebounds...had a school-record 39 double-doubles...had 13 double-doubles as a senior, despite missing eight games with injury...ranked 18th in the state in scoring as a senior with a 23.3 average...led the state in rebounding with a 17.1 mark in final prep season...tied for 17th in the state in blocked shots (2.3) as a senior...shot .580 (130-224) from the field in his final season and .560 for his four-year career...averaged 14.5 points, 10.6 rebounds and 2.8 blocked shots as a junior and 14.0 points, 10.8 rebounds and 1.3 blocked shots as a sophomore...chosen to play in the Hoosiers' Reunion All-Star Classic following his senior season...selected to play in the North/South Indiana All-Star Classic and the 22nd Annual Hoosier Basketball Top 60 Senior Boys Workout in 2009...earned four varsity basketball letters... High School Coach: Scott Flatt.

BUTLER BESTS

Points

25 vs. Wright State, 2/25/12
 24 at Northwestern, 12/8/12
 24 at Saint Joseph's, 1/9/13
 22 vs. Cleveland State, 1/7/11
 21 at Evansville, 11/12/11

Rebounds

15 at Massachusetts, 3/7/13
 13 at Loyola, 1/21/12
 12 vs. Oakland City, 11/29/11
 11 vs. Loyola, 2/26/11
 10, Six times, last vs. Duquesne, 2/19/13

Andrew Smith Career Highs

Points: 25 vs. Wright State, 2/28/12
Field Goals: 8 at Wright State, 1/6/12; at Northwestern, 12/8/12; at Saint Joseph's, 1/9/13
Field Goal Attempts: 15 at Saint Joseph's, 1/9/13
3-Point Field Goals: 2 at Evansville, 11/12/11; at Wright State, 1/6/12; at Loyola, 1/21/12; vs. Dayton, 3/14/13
3-Point Field Goal Attempts: 4 vs. Pittsburgh, 3/21/12
Free Throws: 12 vs. Wright State, 2/28/12
Free Throw Attempts: 14 vs. Wright State, 2/28/12
Rebounds: 15 at Massachusetts, 3/7/13
Assists: 4 at Milwaukee, 1/26/12; vs. Evansville, 12/22/12; at Dayton, 1/12/13
Steals: 4 at Milwaukee, 1/26/12
Blocked Shots: 4 at Evansville, 11/12/11
Minutes: 37 at Massachusetts, 3/7/13

2012-13 Andrew Smith Game-By-Game

Date	Opponent	MIN	FG	3PT	FT	O-D-T	AST	TO	B	S	PTS
11-10	Elon*	9	0-1	0-0	0-0	0-1-1	1	2	0	1	0
11-13	At Xavier*	24	4-8	1-2	0-2	3-1-4	0	0	0	0	9
11-19	vs. Marquette*	24	3-10	0-3	4-7	3-2-5	1	0	0	2	10
11-20	vs. North Carolina*	24	3-6	0-2	7-8	0-2-2	1	4	1	2	13
11-21	vs. Illinois*	22	1-4	0-1	0-0	2-3-5	2	1	0	0	2
11-27	Hanover*	23	5-7	0-1	3-6	2-5-7	3	1	2	0	13
12-1	Ball State*	26	6-9	0-1	0-2	4-1-5	1	0	2	0	12
12-5	IUPUI*	19	4-4	1-1	2-2	0-1-1	1	1	0	1	11
12-8	At Northwestern*	26	8-11	1-1	7-9	8-2-10	1	1	0	2	24
12-15	vs. Indiana*	25	5-8	1-1	1-2	4-5-9	1	1	2	1	12
12-22	Evansville*	32	6-8	1-2	7-9	1-5-6	4	2	2	1	20
12-29	At Vanderbilt*	21	4-7	0-1	0-1	0-2-2	0	1	0	0	8
1-2	Penn*	29	1-7	0-3	7-8	2-3-5	0	0	0	1	9
1-5	New Orleans*	25	4-6	0-1	1-1	0-5-5	1	0	2	0	9
1-9	At Saint Joseph's*	34	8-15	1-2	7-7	6-4-10	0	0	1	0	24
1-12	At Dayton*	25	4-7	1-2	4-7	2-2-4	4	0	1	0	13
1-16	Richmond*	30	6-9	0-0	3-5	4-3-7	3	0	0	0	15
1-19	Gonzaga*	33	3-5	1-2	0-2	1-6-7	0	0	0	0	7
1-23	At La Salle*	34	7-10	0-0	2-4	4-4-8	2	1	1	1	16
1-26	Temple*	29	2-4	0-1	3-4	1-4-5	2	3	0	1	7
1-31	At Saint Louis*	26	5-13	1-3	1-1	0-6-6	0	1	0	0	12
2-2	Rhode Island*	34	1-5	0-2	6-6	0-3-3	2	0	1	1	8
2-6	St. Bonaventure*	29	3-3	1-1	6-9	3-4-7	2	4	1	3	13
2-9	At George Washington*	24	2-8	0-2	2-2	1-4-5	0	3	0	0	6
2-13	Charlotte	DNP									
2-16	At Fordham*	30	3-7	0-2	6-6	0-2-2	1	2	0	0	12
2-19	Duquesne*	29	1-9	1-3	5-6	0-10-10	2	0	1	1	8
2-22	Saint Louis*	35	4-8	0-2	1-2	4-5-9	3	3	1	1	9
3-2	At VCU*	19	3-4	0-0	0-0	2-1-3	2	2	0	0	6
3-7	At Massachusetts*	37	2-8	0-1	9-13	5-10-15	3	0	0	0	13
3-9	Xavier*	30	3-9	0-2	1-3	0-5-5	1	2	0	0	7
3-14	vs. Dayton*	31	6-11	2-3	4-6	2-4-6	0	1	0	0	18
3-15	vs. La Salle*	32	3-9	0-1	5-5	2-6-8	2	2	0	1	11
3-16	vs. Saint Louis*	24	3-8	2-4	0-2	0-2-2	2	2	0	0	8

*Starter.

	G-GS	MIN	FGM-A	PCT	3FM-A	PCT.	FTM-A	PCT	O/D	TOT	AVG.	PF-D	A	TO	B	S	PTS	AVG
2009-10	24-0	118	8-22	.364	0-0	.000	8-16	.500	14/18	32	1.3	12-0	1	5	3	0	24	1.0
2010-11	38-32	909	124-209	.593	0-1	.000	76-113	.673	90/122	212	5.6	110-1	22	32	16	27	324	8.5
2011-12	37-36	977	146-278	.525	19-54	.352	92-143	.643	79/112	191	5.2	101-1	24	53	27	29	403	10.9
2012-13	33-33	894	123-248	.496	15-53	.283	104-147	.707	66/123	189	5.7	95-6	48	40	18	20	365	11.1
Career	132-101	2898	401-757	.530	34-108	.315	279-419	.666	249/375	624	4.7	318-8	95	130	64	76	1116	8.5



2012-13 BUTLER MEN'S BASKETBALL
BUTLER Combined Team Statistics (as of Mar 16, 2013)
All games



Overall record: 26-8 Conf: 11-5 Home: 14-2 Away: 7-5 Neutral: 5-1

#	Player	gp-gs	min	Total		3-Point		F-Throw		Rebounds					pf	dq	a	to	blk	stl	pts	avg
				fg-fga	fg%	3fg-fga	3fg%	ft-fga	ft%	off	def	tot	avg									
15	CLARKE, Rotnei	31-31	1030	33.2	170-413	.412	108-262	.412	70-79	.886	14	76	90	2.9	49	0	85	90	1	23	518	16.7
44	SMITH, Andrew	33-33	894	27.1	123-248	.496	15-53	.283	104-147	.707	66	123	189	5.7	95	6	48	40	18	20	365	11.1
21	JONES, Roosevelt	34-34	1033	30.4	134-272	.493	0-1	.000	75-136	.551	72	123	195	5.7	96	4	119	97	17	30	343	10.1
24	DUNHAM, Kellen	34-13	899	26.4	96-251	.382	56-162	.346	88-101	.871	20	76	96	2.8	43	0	39	35	4	20	336	9.9
23	MARSHALL, Khyle	34-33	748	22.0	141-250	.564	0-1	.000	53-93	.570	61	98	159	4.7	57	1	11	34	15	15	335	9.9
31	WOODS, Kameron	34-0	573	16.9	62-109	.569	1-4	.250	32-50	.640	46	116	162	4.8	59	0	25	37	20	19	157	4.6
04	FROMM, Erik	33-1	380	11.5	44-99	.444	15-50	.300	11-22	.500	36	52	88	2.7	60	2	4	22	3	9	114	3.5
03	BARLOW, Alex	33-21	631	19.1	22-51	.431	7-27	.259	15-22	.682	12	75	87	2.6	87	3	66	39	2	38	66	2.0
33	STIGALL, Chase	34-3	360	10.6	18-63	.286	16-55	.291	14-18	.778	8	38	46	1.4	32	1	28	25	0	12	66	1.9
00	SMEATHERS, Andrew	20-0	47	2.4	6-25	.240	4-20	.200	3-4	.750	0	7	7	0.4	6	0	1	4	1	0	19	1.0
11	ALDRIDGE, Jackson	24-0	145	6.0	4-24	.167	2-8	.250	10-15	.667	1	17	18	0.8	15	0	17	15	0	5	20	0.8
02	MORGAN, Devontae	18-0	56	3.1	4-11	.364	1-3	.333	5-10	.500	3	4	7	0.4	9	0	1	4	0	2	14	0.8
30	KAMPEN, Emerson	17-1	17	1.0	1-3	.333	0-0	.000	0-0	.000	1	2	3	0.2	3	0	0	2	2	0	2	0.1
22	KAMPEN, Elliott	11-0	12	1.1	0-1	.000	0-1	.000	0-0	.000	0	2	2	0.2	0	0	0	0	0	0	0	0.0
Team																						
Total.....		34	6825		825-1820	.453	225-647	.348	480-697	.689	397	849	1246	36.6	612	17	444	454	83	193	2355	69.3
Opponents.....		34	6825		761-1822	.418	191-573	.333	456-653	.698	299	686	985	29.0	620	-	375	382	105	226	2169	63.8

TEAM STATISTICS	BU	OPP	Date	Opponent	Score	Att.		
SCORING	2355	2169	11/10/12	ELON	w 74-59	6309		
Points per game	69.3	63.8	11/13/12	at XAVIER	L 47-62	9876		
Scoring margin	+5.5	-	11-19-12	vs Marquette	w 72-71	2400		
FIELD GOALS-ATT	825-1820	761-1822	11-20-12	vs North Carolina	w 82-71	2400		
Field goal pct	.453	.418	11-21-12	vs Illinois	L 61-78	2400		
3 POINT FG-ATT	225-647	191-573	11/27/12	HANOVER	w 97-73	5547		
3-point FG pct	.348	.333	12/01/12	BALL STATE	w 67-53	8282		
3-pt FG made per game	6.6	5.6	12/5/12	IUPUI	w 87-55	5533		
FREE THROWS-ATT	480-697	456-653	12/08/12	at Northwestern	w 74-65	7213		
Free throw pct	.689	.698	^ 12/15/12	vs Indiana	Wot 88-86	19192		
F-Throws made per game	14.1	13.4	12/22/12	EVANSVILLE	w 75-67	9190		
REBOUNDS	1246	985	12/29/12	at Vanderbilt	w 68-49	11990		
Rebounds per game	36.6	29.0	01/02/13	PENN	w 70-57	6406		
Rebounding margin	+7.7	-	01/05/13	NEW ORLEANS	w 57-44	7076		
ASSISTS	444	375	* 01/09/13	at Saint Joseph's	w 72-66	4200		
Assists per game	13.1	11.0	* 1/12/13	at Dayton	w 79-73	13455		
TURNOVERS	454	382	* 01/16/13	RICHMOND	w 62-47	7022		
Turnovers per game	13.4	11.2	01/19/13	GONZAGA	w 64-63	10228		
Turnover margin	-2.1	-	*2 01/23/13	at La Salle	L 53-54	3400		
Assist/turnover ratio	1.0	1.0	* 01/26/13	TEMPLE	w 83-71	10000		
STEALS	193	226	* 01/31/13	at SAINT LOUIS	L 58-75	10612		
Steals per game	5.7	6.6	* 02/02/13	RHODE ISLAND	w 75-68	10000		
BLOCKS	83	105	* 02/06/13	ST. BONAVENTURE	w 77-58	6591		
Blocks per game	2.4	3.1	* 02/09/13	at George Washington	w 59-56	4488		
ATTENDANCE	126386	124414	* 02/13/13	CHARLOTTE	L 67-71	7009		
Home games-Avg/Game	16-7899	12-7717	* 02/16/13	at Fordham	w 68-63	3200		
Neutral site-Avg/Game	-	6-5302	* 02/19/13	DUQUESNE	w 68-49	7193		
			* 02/22/13	SAINT LOUIS	L 61-65	10000		
Score by Periods	1st	2nd	OT	Totals				
BUTLER	1104	1239	12	2355	* 03/02/13	at VCU	L 52-84	7693
Opponents	992	1167	10	2169	* 03/07/13	at Massachusetts	w 73-62	9341
					* 03/09/13	XAVIER	w 67-62	10000
					03/14/13	vs Dayton	w 73-67	0
					03/15/13	vs La Salle	w 69-58	5423
					03/16/13	at SAINT LOUIS	L 56-67	7131

* - Conference game



2012-13 BUTLER MEN'S BASKETBALL
BUTLER Combined Team Statistics (as of Mar 09, 2013)
Conference games



RECORD:	OVERALL	HOME	AWAY	NEUTRAL
ALL GAMES	11-5	6-2	5-3	0-0
CONFERENCE	11-5	6-2	5-3	0-0
NON-CONFERENCE	0-0	0-0	0-0	0-0

#	Player	gp-gs	min	avg	Total		3-Point		F-Throw		Rebounds					pts	avg					
					fg-fga	fg%	3fg-fga	3fg%	ft-fa	ft%	off	def	tot	avg	pf			dq	a	to	blk	stl
15	CLARKE, Rotnei	14-14	471	33.6	74-182	.407	46-114	.404	46-49	.939	7	40	47	3.4	21	0	45	47	0	14	240	17.1
44	SMITH, Andrew	15-15	445	29.7	54-119	.454	5-23	.217	56-75	.747	32	67	99	6.6	41	2	27	21	7	8	169	11.3
21	JONES, Roosevelt	16-16	527	32.9	61-137	.445	0-1	.000	44-81	.543	41	60	101	6.3	44	2	59	44	10	11	166	10.4
24	DUNHAM, Kellen	16-4	395	24.7	45-115	.391	28-72	.389	26-33	.788	9	40	49	3.1	19	0	15	15	3	9	144	9.0
23	MARSHALL, Khyle	16-15	334	20.9	58-100	.580	0-1	.000	26-47	.553	20	39	59	3.7	30	1	3	18	5	5	142	8.9
31	WOODS, Kameron	16-0	287	17.9	35-61	.574	0-0	.000	16-27	.593	22	57	79	4.9	27	0	12	19	11	9	86	5.4
04	FROMM, Erik	15-1	162	10.8	18-41	.439	8-23	.348	1-4	.250	10	25	35	2.3	34	1	0	15	2	1	45	3.0
33	STIGALL, Chase	16-1	136	8.5	9-23	.391	8-22	.364	7-8	.875	2	18	20	1.3	9	0	11	10	0	3	33	2.1
03	BARLOW, Alex	16-13	348	21.8	9-21	.429	4-12	.333	9-15	.600	6	40	46	2.9	45	1	34	19	2	18	31	1.9
00	SMEATHERS, Andrew	9-0	24	2.7	2-13	.154	1-10	.100	3-4	.750	0	5	5	0.6	0	0	0	1	0	0	8	0.9
11	ALDRIDGE, Jackson	11-0	42	3.8	2-7	.286	1-3	.333	2-2	1.000	1	2	3	0.3	6	0	3	5	0	1	7	0.6
02	MORGAN, Devontae	8-0	23	2.9	1-4	.250	0-1	.000	1-4	.250	1	2	3	0.4	5	0	1	0	0	1	3	0.4
22	KAMPEN, Elliott	4-0	2	0.5	0-0	.000	0-0	.000	0-0	.000	0	0	0	0.0	0	0	0	0	0	0	0	0.0
30	KAMPEN, Emerson	7-1	4	0.6	0-0	.000	0-0	.000	0-0	.000	0	0	0	0.0	1	0	0	0	0	0	0	0.0
Team											26	18	44				5					
Total.....		16	3200		368-823	.447	101-282	.358	237-349	.679	177	413	590	36.9	282	7	210	219	40	80	1074	67.1
Opponents.....		16	3200		359-882	.407	84-265	.317	222-310	.716	153	322	475	29.7	296	-	174	161	62	108	1024	64.0

TEAM STATISTICS	BU	OPP	Date	Opponent	Score	Att.
SCORING	1074	1024	* 01/09/13	at Saint Joseph's	w 72-66	4200
Points per game	67.1	64.0	* 1/12/13	at Dayton	w 79-73	13455
Scoring margin	+3.1	-	* 01/16/13	RICHMOND	w 62-47	7022
FIELD GOALS-ATT	368-823	359-882	*2 01/23/13	at La Salle	L 53-54	3400
Field goal pct	.447	.407	* 01/26/13	TEMPLE	w 83-71	10000
3 POINT FG-ATT	101-282	84-265	* 01/31/13	at SAINT LOUIS	L 58-75	10612
3-point FG pct	.358	.317	* 02/02/13	RHODE ISLAND	w 75-68	10000
3-pt FG made per game	6.3	5.3	* 02/06/13	ST. BONAVENTURE	w 77-58	6591
FREE THROWS-ATT	237-349	222-310	* 02/09/13	at George Washington	w 59-56	4488
Free throw pct	.679	.716	* 02/13/13	CHARLOTTE	L 67-71	7009
F-Throws made per game	14.8	13.9	* 02/16/13	at Fordham	w 68-63	3200
REBOUNDS	590	475	* 02/19/13	DUQUESNE	w 68-49	7193
Rebounds per game	36.9	29.7	* 02/22/13	SAINT LOUIS	L 61-65	10000
Rebounding margin	+7.2	-	* 03/02/13	at VCU	L 52-84	7693
ASSISTS	210	174	* 03/07/13	at Massachusetts	w 73-62	9341
Assists per game	13.1	10.9	* 03/09/13	XAVIER	w 67-62	10000
TURNOVERS	219	161				
Turnovers per game	13.7	10.1				
Turnover margin	-3.6	-				
Assist/turnover ratio	1.0	1.1				
STEALS	80	108				
Steals per game	5.0	6.8				
BLOCKS	40	62				
Blocks per game	2.5	3.9				
ATTENDANCE	67815	56389				
Home games-Avg/Game	8-8477	8-7049				
Neutral site-Avg/Game	-	0-0				

* - Conference game

Score by Periods	1st	2nd	Totals
BUTLER	495	579	1074
Opponents	461	563	1024



2012-13 BUTLER MEN'S BASKETBALL
BUTLER Combined Team Statistics (as of Mar 17, 2013)
Neutral Site Games



RECORD:	OVERALL	HOME	AWAY	NEUTRAL
ALL GAMES	5-2	0-0	0-1	5-1
CONFERENCE	0-0	0-0	0-0	0-0
NON-CONFERENCE	5-2	0-0	0-1	5-1

#	Player	gp-gs	min	avg	Total			3-Point		F-Throw		Rebounds					pts	avg				
					fg-fga	fg%	3fg-fga	3fg%	ft-fa	ft%	off	def	tot	avg	pf	dq			a	to	blk	stl
15	CLARKE, Rotnei	7-7	260	37.1	49-115	.426	29-71	.408	7-10	.700	4	19	23	3.3	11	0	12	22	1	4	134	19.1
23	MARSHALL, Khyle	7-7	171	24.4	34-59	.576	0-0	.000	14-22	.636	21	25	46	6.6	13	0	5	8	3	6	82	11.7
44	SMITH, Andrew	7-7	182	26.0	24-56	.429	5-15	.333	21-30	.700	13	24	37	5.3	23	3	9	11	3	6	74	10.6
21	JONES, Roosevelt	7-7	211	30.1	28-53	.528	0-0	.000	7-15	.467	9	27	36	5.1	25	2	28	20	3	3	63	9.0
24	DUNHAM, Kellen	7-6	204	29.1	12-48	.250	8-34	.235	22-25	.880	8	13	21	3.0	15	0	8	10	0	3	54	7.7
04	FROMM, Erik	7-0	85	12.1	16-29	.552	4-11	.364	0-0	.000	12	8	20	2.9	12	1	1	3	0	1	36	5.1
00	SMEATHERS, Andrew	2-0	4	2.0	3-5	.600	2-4	.500	0-0	.000	0	0	0	0.0	1	0	0	0	0	0	8	4.0
31	WOODS, Kameron	7-0	98	14.0	8-17	.471	0-0	.000	6-9	.667	10	24	34	4.9	11	0	3	5	3	5	22	3.1
33	STIGALL, Chase	7-0	90	12.9	4-15	.267	4-13	.308	5-6	.833	2	8	10	1.4	9	0	7	6	0	4	17	2.4
02	MORGAN, Devontae	2-0	7	3.5	0-2	.000	0-1	.000	3-4	.750	1	1	2	1.0	2	0	0	0	0	0	3	1.5
03	BARLOW, Alex	6-1	74	12.3	2-7	.286	0-4	.000	3-4	.750	1	8	9	1.5	11	0	6	5	0	6	7	1.2
11	ALDRIDGE, Jackson	5-0	39	7.8	0-6	.000	0-2	.000	1-2	.500	0	4	4	0.8	4	0	3	4	0	1	1	0.2
22	KAMPEN, Elliott	1-0	0	0.0	0-0	.000	0-0	.000	0-0	.000	0	0	0	0.0	0	0	0	0	0	0	0	0.0
30	KAMPEN, Emerson	2-0	0	0.0	0-0	.000	0-0	.000	0-0	.000	0	0	0	0.0	0	0	0	0	0	0	0	0.0
Team											13	6	19		1		1					
Total.....		7	1425		180-412	.437	52-155	.335	89-127	.701	94	167	261	37.3	138	6	82	95	13	39	501	71.6
Opponents.....		7	1425		169-375	.451	42-118	.356	118-164	.720	63	160	223	31.9	129	-	72	83	20	63	498	71.1

TEAM STATISTICS	BU	OPP	Date	Opponent	Score	Att.
SCORING	501	498	11-19-12	vs Marquette	W 72-71	2400
Points per game	71.6	71.1	11-20-12	vs North Carolina	W 82-71	2400
Scoring margin	+0.4	-	11-21-12	vs Illinois	L 61-78	2400
FIELD GOALS-ATT	180-412	169-375	^ 12/15/12	vs Indiana	Wot 88-86	19192
Field goal pct	.437	.451	03/14/13	vs Dayton	W 73-67	0
3 POINT FG-ATT	52-155	42-118	03/15/13	vs La Salle	W 69-58	5423
3-point FG pct	.335	.356	03/16/13	at SAINT LOUIS	L 56-67	7131
3-pt FG made per game	7.4	6.0				
FREE THROWS-ATT	89-127	118-164				
Free throw pct	.701	.720				
F-Throws made per game	12.7	16.9				
REBOUNDS	261	223				
Rebounds per game	37.3	31.9				
Rebounding margin	+5.4	-				
ASSISTS	82	72				
Assists per game	11.7	10.3				
TURNOVERS	95	83				
Turnovers per game	13.6	11.9				
Turnover margin	-1.7	-				
Assist/turnover ratio	0.9	0.9				
STEALS	39	63				
Steals per game	5.6	9.0				
BLOCKS	13	20				
Blocks per game	1.9	2.9				
ATTENDANCE	0	38946				
Home games-Avg/Game	0-0	1-7131				
Neutral site-Avg/Game	-	6-5302				

* - Conference game

Score by Periods	1st	2nd	OT	Totals
BUTLER	222	267	12	501
Opponents	216	272	10	498

2012-13 BUTLER GAME-BY-GAME RESULTS

DATE	W/L	OPPONENT	BU	OPP.	ATTD.	BUTLER SCORING LEADER	BUTLER REBOUND LEADER
N. 10	W	ELON	74	59	6,309	21-Rotnei Clarke	9-Roosevelt Jones
N. 13	L	At Xavier	47	62	9,876	11-Kellen Dunham	7-Roosevelt Jones
N. 19	W	Marquette%	72	71	2,400	24-Khyle Marshall	9-Khyle Marshall
N. 20	W	#9 North Carolina%	82	71	2,400	17-Rotnei Clarke, Kellen Dunham	11-Khyle Marshall
N. 21	L	Illinois%	61	78	2,400	27-Rotnei Clarke	8-Kameron Woods
N. 27	W	HANOVER	97	73	5,547	19-Rotnei Clarke, Khyle Marshall	8-Roosevelt Jones
D. 1	W	BALL STATE	67	53	8,282	15-Rotnei Clarke	6-Khyle Marshall
D. 5	W	IUPUI	87	55	5,533	17-Rotnei Clarke, Kellen Dunham	5-Kameron Woods
D. 8	W	At Northwestern	74	65	7,213	24-Andrew Smith	10-Andrew Smith
D. 15	W	#1 Indiana#	(OT) 88	86	19,192	19-Rotnei Clarke	12-Roosevelt Jones
D. 22	W	EVANSVILLE	75	67	9,190	20-Rotnei Clarke, Andrew Smith	12-Kameron Woods
D. 29	W	At Vanderbilt	68	49	11,990	22-Rotnei Clarke	11-Khyle Marshall
J. 2	W	PENN	70	57	6,406	24-Roosevelt Jones	8-Kameron Woods
J. 5	W	NEW ORLEANS	57	44	7,076	15-Kellen Dunham	8-Khyle Marshall
J. 9	W	At Saint Joseph's*	72	66	4,200	28-Rotnei Clarke	10-Andrew Smith
J. 12	W	At Dayton*	79	73	13,455	16-Roosevelt Jones	7-Roosevelt Jones
J. 16	W	RICHMOND*	62	47	7,022	15-Andrew Smith	12-Roosevelt Jones
J. 19	W	#8 GONZAGA	64	63	10,228	20-Roosevelt Jones	7-Andrew Smith
J. 23	L	At La Salle*	53	54	3,400	16-Andrew Smith	8-Andrew Smith
J. 26	W	TEMPLE*	83	71	10,000	24-Rotnei Clarke	5-Smith, Woods, Marshall
J. 31	L	At Saint Louis*	58	75	10,612	17-Rotnei Clarke	7-Kellen Dunham
F. 2	W	RHODE ISLAND*	75	68	10,000	23-Rotnei Clarke	6-Roosevelt Jones
F. 6	W	ST. BONAVENTURE*	77	58	6,591	17-Rotnei Clarke	7-Andrew Smith
F. 9	W	At George Washington*	59	56	4,488	14-Rotnei Clarke	9-Khyle Marshall
F. 13	L	CHARLOTTE*	67	71	7,009	18-Rotnei Clarke	9-Erik Fromm, Roosevelt Jones
F. 16	W	At Fordham*	68	63	3,200	22-Rotnei Clarke	10-Kameron Woods
F. 19	W	DUQUESNE*	68	49	7,193	16-Rotnei Clarke	10-Andrew Smith
F. 22	L	SAINT LOUIS*	61	65	10,000	14-Kellen Dunham	9-Andrew Smith
M. 2	L	At #25 VCU*	52	84	7,693	14-Roosevelt Jones	10-Kameron Woods
M. 7	W	At Massachusetts*	73	62	9,341	17-Rotnei Clarke, Kameron Woods	15-Andrew Smith
M. 9	W	XAVIER*	67	62	10,000	21-Rotnei Clarke	5-Smith, Jones, Woods, Barlow
M. 14	W	vs. Dayton**	73	67	5,751	21-Rotnei Clarke	7-Kameron Woods
M. 15	W	vs. La Salle**	69	58	5,423	14-Rotnei Clarke	9-Kameron Woods
M. 16	L	vs. #16 Saint Louis**	56	67	7,131	16-Rotnei Clarke	8-Roosevelt Jones

%--Maui Invitational.

#--Close The Gap Crossroads Classic, BankersLife Fieldhouse, Indianapolis, Ind..

*--Atlantic 10 Conference game. **--Atlantic 10 Conference Tournament, Barclays Center, Brooklyn, N.Y.

2012-13 BULLDOG PERFORMANCE CHECK

	<u>Overall</u>	<u>Home</u>	<u>Away</u>	<u>Neutral</u>
2012-13 Record	26-8	14-2	7-4	5-2
Atlantic 10 Conference Record	11-5	6-2	5-3	0-0
Overtime Games	1-0	0-0	0-0	1-0
Record when leading at halftime	21-2	11-1	6-1	4-0
Record when trailing at halftime	4-6	2-1	1-3	1-2
Record when tied at halftime	1-0	1-0	0-0	0-0
Record when shooting 50% or better from the field	7-0	6-0	1-0	0-0
Record when shooting less than 50% from the field	19-8	8-2	6-3	5-2
Record when opponent shoots 50% or better from the field	0-3	0-1	0-2	0-0
Record when opponent shoots less than 50% from the field	26-5	14-1	7-2	5-2
Record when scoring more 3-point field goals than opponent	15-2	9-2	3-0	3-0
Record when scoring fewer 3-point field goals than opponent	8-6	4-0	3-4	1-2
Record when hitting more free throws than opponent	15-1	10-1	3-0	2-0
Record when hitting fewer free throws than opponent	9-5	3-1	3-2	3-2
Record when out-rebounding opponent	21-7	12-1	6-4	3-2
Record when being out-rebounded	3-1	0-1	1-0	2-0
Record when committing more turnovers than opponent	17-7	10-1	4-4	3-2
Record when committing fewer turnovers than opponent	9-1	4-1	3-0	2-0
Record in day games (Before 6 p.m.)	13-4	5-0	3-2	5-2
Record in night games (After 6 p.m.)	13-4	9-2	4-2	0-0

2012-13 BUTLER HIGHS/LOWS

BUTLER INDIVIDUAL SEASON HIGHS

PTS	28	Rotnei Clarke at Saint Joseph's, 1/9/13
FG	11	Khyle Marshall vs. Marquette, 11/19/12
FGA	22	Rotnei Clarke at Saint Joseph's, 1/9/13
FG% (5 made)	1.000	Khyle Marshall (5-5) vs. St. Bonaventure, 2/6/13
3-PT FGs	6	Rotnei Clarke vs. Illinois, 11/21/12; at Vanderbilt, 12/29/12; at Saint Joseph's, 1/9/13; vs. Dayton, 3/14/13
3-PT FGA	14	Rotnei Clarke vs. Marquette, 11/19/12
3-PT FG% (3 made)	.833	Rotnei Clarke (5-6) vs. Hanover, 11/27/12 Kellen Dunham (5-6) vs. Temple, 1/26/13
FT	13	Rotnei Clarke vs. Temple, 1/26/13
FTA	14	Rotnei Clarke vs. Temple, 1/26/13
FT% (5 made)	1.000	Roosevelt Jones (8-8) vs. Rhode Island, 2/2/13 Rotnei Clarke (8-8) vs. Xavier, 3/9/13
REB	15	Andrew Smith at Massachusetts, 3/7/13
AST	9	Rotnei Clarke vs. Temple, 1/26/13
STL	5	Roosevelt Jones vs. IUPUI, 12/5/12
BLK	4	Roosevelt Jones vs. Saint Louis, 2/22/13

OPPONENT INDIVIDUAL SEASON HIGHS

PTS	25	Colt Ryan, Evansville, 12/22/12
FG	9	Chris Gaston, Fordham, 2/16/13 Jordair Jett, Saint Louis, 1/31/13 Josh Benson, Dayton, 3/14/13
FGA	22	Colt Ryan, Evansville, 12/22/12
FG% (5 made)	.833	Demetrius Conger (5-6), St. Bonaventure, 2/6/13 Willie Clayton (5-6), Charlotte, 2/13/13
3-PT FGs	5	Chris Wilson, Saint Joseph's, 1/9/13
3-PT FGA	8	P. J. Hairston, North Carolina, 11/20/12 Troy Daniels, VCU, 3/2/13 Cody, Ellis, Saint Louis, 3/16/13
3-PT FG% (3 made)	.800	Tyler Griffey (4-5), Illinois, 11/21/12
FT	10	Cody Zeller, Indiana, 12/15/12
FTA	14	Cody Zeller, Indiana, 12/15/12
FT% (5 made)	1.000	Nikola Malesevic (7-7), Rhode Island, 2/2/13
REB	13	Devin Oliver, Dayton, 1/12/13
AST	10	Tim Bass, Hanover, 11/27/12
STL	5	Colt Ryan, Evansville, 12/22/12 Darius Theus, VCU, 3/2/13 Kwamain Mitchell, Saint Louis, 3/16/13
BLK	4	Ronald Roberts, Saint Joseph's, 1/9/13 Andre Marhold, Duquesne, 2/19/13

BUTLER TEAM HIGHS/LOWS

HIGHS		
PTS	97	vs. Hanover, 11/27/12
FG	35	vs. Hanover, 11/27/12
FGA	69	vs. Ball State, 12/1/12; vs. Indiana, 12/15/12
FG%	.593	(35-59) vs. Hanover, 11/27/12
3-PT FGs	12	vs. North Carolina, 11/20/12
3-PT FGA	29	vs. Charlotte, 2/13/13
3-PT FG% (10 att.)	.538	(7-13) at Dayton, 1/12/13
FT	24	vs. Rhode Island, 2/2/13
FTA	35	at Dayton, 1/12/13
FT% (10 att.)	1.000	(10-10) vs. La Salle, 3/15/13
REB	53	vs. Richmond, 1/16/13
AST	21	vs. IUPUI, 12/5/12
STL	14	vs. IUPUI, 12/5/12
BLK	7	vs. Hanover, 11/27/12; at Dayton, 1/12/13
TO	23	at Saint Louis, 1/31/13; at VCU, 3/2/13
PF	27	vs. Indiana, 12/15/12
LOWS		
PTS	47	at Xavier, 11/13/12
FG	17	vs. New Orleans, 1/5/13
FGA	42	vs. New Orleans, 1/5/13
FG%	.361	(22-61) vs. Illinois, 11/21/12
3-PT FGs	3	at La Salle, 1/23/13; at VCU, 3/1/13; at Massachusetts, 3/7/13; vs. La Salle, 3/15/13
3-PT FGA	8	at La Salle, 1/23/13
3-PT FG% (10 att.)	.158	(3-19) at Massachusetts, 3/7/13
FT	4	at La Salle, 1/23/13
FTA	7	at La Salle, 1/23/13
FT% (10 att.)	.417	(5-12) at Xavier, 11/13/12
REB	26	at Dayton, 1/12/13
AST	6	at George Washington, 2/9/13
STL	2	vs. Illinois, 11/21/12
BLK	0	vs. Illinois, 11/21/12; vs. IUPUI, 12/5/12; at Saint Louis, 1/31/13; at Fordham, 2/16/13
TO	5	vs. Ball State, 12/1/12; at Saint Joseph's, 1/9/13
PF	9	vs. Duquesne, 2/19/13

OPPONENT TEAM HIGHS/LOWS

HIGHS		
PTS	86	vs. Indiana, 12/15/12
FG	30	at Saint Louis, 1/31/13
FGA	65	vs. Hanover, 11/27/12
FG%	.542	(26-48) vs. Charlotte, 2/13/13
3-PT FGs	12	vs. Hanover, 11/27/12
3-PT FGA	32	vs. Hanover, 11/27/12
3-PT FG% (10 Att.)	.533	(8-15) vs. Penn, 1/2/13
FT	27	vs. Indiana, 12/15/12
FTA	38	vs. Indiana, 12/15/12
FT% (10 Att.)	.952	(20-21) vs. Illinois, 11/21/12
REB	41	at George Washington, 2/9/13
AST	20	vs. Hanover, 11/27/12
STL	17	at VCU, 3/2/13
BLK	9	at Saint Joseph's, 1/9/13
TO	19	vs. Ball State, 12/1/12; vs. IUPUI, 12/5/12; vs. Penn, 1/2/13
PF	27	at Dayton, 1/12/13
LOWS		
PTS	44	vs. New Orleans, 1/5/13
FG	17	at Vanderbilt, 12/29/12; vs. New Orleans, 1/5/13; vs. Richmond, 1/16/13; at George Washington, 2/9/13
FGA	43	vs. New Orleans, 1/5/13
FG%	.279	(17-61) at George Washington, 2/9/13
3-PT FGs	1	at George Washington, 2/9/13
3-PT FGA	4	vs. Dayton, 3/14/13
3-PT FG% (10 Att.)	.083	(1-12) at George Washington, 2/9/13
FT	5	vs. Penn, 1/2/13
FTA	6	vs. Penn, 1/2/13; at La Salle, 1/23/13
FT% (10 Att.)	.421	(8-19) at Vanderbilt, 12/29/12
REB	20	vs. Elon, 11/10/12; vs. Richmond, 1/16/13; at Massachusetts, 3/7/13
AST	5	vs. Ball State, 12/1/12
STL	1	vs. Ball State, 12/1/12
BLK	0	vs. North Carolina, 11/20/12; vs. IUPUI, 12/5/12; vs. Temple, 1/26/13; vs. Saint Louis, 3/16/13
TO	4	vs. Saint Louis, 2/22/13
PF	11	at Saint Joseph's, 1/9/13; at La Salle, 1/23/13

2012-13 BUTLER GAME-BY-GAME SCORING/REBOUNDING/ASSISTS

OPPONENT	Aldridge	Barlow	Clarke	Dunham	Fromm	Jones	Ei.Kampen	Em.Kampen	Marshall	Morgan	Smeathers	Smith	Stigall	Woods
ELON	0-0-0	2-7-3	21-1-1	18-0-3	1-6-0	6-9-6	0-0-0	0-0-0	14-5-0	0-0-0	0-0-0	0-1-1	4-1-0	8-4-2
At Xavier	0-1-0	2-1-0	7-5-5	11-2-1	6-2-1	3-7-0	DNP	0-0-0	7-3-0	0-1-0	0-1-0	9-4-0	0-0-1	2-1-1
Marquette	0-2-1	DNP	20-6-0	4-4-2	2-1-0	12-2-4	DNP	DNP	24-9-1	DNP	DNP	10-5-1	0-2-1	0-0-0
North Carolina	1-0-0	0-0-0	17-5-1	17-5-2	7-3-0	6-3-4	DNP	DNP	10-11-1	DNP	DNP	13-2-1	9-3-2	2-4-1
Illinois	0-1-1	1-3-1	27-4-1	4-0-1	6-4-0	7-4-3	0-0-0	0-0-0	8-4-1	3-1-0	3-0-0	2-5-2	0-1-1	0-8-0
HANOVER	7-3-3	0-0-0	19-0-3	12-3-3	3-1-0	10-8-3	0-1-0	0-0-0	19-6-1	5-0-0	3-0-1	13-7-3	2-4-0	4-4-2
BALL STATE	0-1-0	5-2-3	15-3-5	5-0-0	4-5-0	9-4-2	0-0-0	0-1-0	10-6-0	0-0-0	0-0-0	12-5-1	0-2-2	7-3-1
IUPUI	5-2-5	0-4-3	17-2-3	17-3-2	10-3-1	3-0-4	0-1-0	2-2-0	10-0-0	3-1-0	0-1-0	11-1-1	3-2-1	6-5-1
At Northwestern	DNP	2-1-4	13-1-3	11-5-1	5-8-0	10-5-3	DNP	DNP	7-6-1	0-0-0	DNP	24-10-1	0-0-0	2-1-0
Indiana	0-0-0	6-1-0	19-1-2	8-1-1	10-5-1	16-12-7	DNP	DNP	11-5-0	DNP	DNP	12-9-1	6-2-1	0-1-0
EVANSVILLE	DNP	0-2-0	20-3-1	13-5-1	0-1-0	12-2-0	DNP	DNP	0-3-0	DNP	0-0-0	20-6-4	0-2-2	10-12-2
At Vanderbilt	0-0-0	6-4-3	22-2-3	12-2-2	1-2-0	6-6-3	0-0-0	0-0-0	9-11-0	0-0-0	0-0-0	8-2-0	0-1-2	4-9-0
PENN	0-3-2	3-3-2	6-2-1	10-2-0	2-1-0	24-6-3	0-0-0	0-0-0	14-5-1	0-0-0	0-0-0	9-5-0	0-0-0	2-8-0
NEW ORLEANS	0-1-1	3-4-2	4-1-3	15-2-2	0-1-0	11-6-4	DNP	DNP	13-8-0	DNP	DNP	9-5-1	0-1-0	2-2-1
At Saint Joseph's	DNP	2-3-4	28-6-4	3-2-2	3-3-0	4-5-6	DNP	DNP	8-8-0	DNP	0-0-0	24-10-0	0-1-1	0-1-0
At Dayton	2-0-1	6-3-3	5-1-2	8-1-1	7-3-0	16-7-4	DNP	0-0-0	12-0-0	DNP	DNP	13-4-4	6-2-2	4-4-2
RICHMOND	0-0-0	5-5-4	DNP	11-4-1	5-2-0	10-12-4	0-0-0	DNP	3-5-0	0-0-0	5-1-0	15-7-3	0-4-0	8-7-0
GONZAGA	DNP	5-4-6	DNP	14-2-1	1-3-1	20-5-4	DNP	0-0-0	8-1-0	DNP	0-0-0	7-7-0	7-3-2	2-0-0
At La Salle	0-1-1	0-3-5	DNP	15-4-3	2-0-0	14-4-5	DNP	DNP	4-3-0	0-0-0	DNP	16-8-2	0-0-0	2-5-1
TEMPLE	0-0-0	0-3-1	24-3-9	17-4-1	0-4-0	9-3-3	0-0-0	0-0-0	19-5-0	0-0-0	0-1-0	7-5-2	0-0-0	7-5-0
At Saint Louis	2-0-0	0-2-2	17-0-3	4-7-1	2-2-0	7-5-4	DNP	DNP	2-3-1	2-0-1	2-1-0	12-6-0	3-3-1	5-6-1
RHODE ISLAND	DNP	2-4-0	23-2-2	4-3-0	DNP	18-6-4	DNP	DNP	13-3-0	DNP	DNP	8-3-2	0-2-1	7-5-2
ST. BONAVENTURE	0-0-0	3-2-1	17-5-5	9-4-1	3-1-0	4-3-2	DNP	DNP	12-3-1	0-0-0	0-0-0	13-7-2	12-4-2	4-2-0
At George Washington	3-1-0	0-1-1	14-6-4	10-3-0	4-5-0	12-7-0	DNP	DNP	6-9-0	DNP	DNP	6-5-0	2-1-1	2-5-0
CHARLOTTE	0-0-1	0-1-2	18-2-3	12-2-0	13-9-0	17-9-2	DNP	0-0-0	7-2-0	DNP	0-1-0	DNP	0-1-1	0-3-0
At Fordham	DNP	1-1-1	22-6-4	9-3-1	0-4-0	13-8-3	DNP	DNP	4-3-0	DNP	DNP	12-2-1	0-1-0	7-10-1
DUQUESNE	0-0-0	6-7-3	16-1-1	11-2-0	0-0-0	6-8-5	0-0-0	0-0-0	14-2-1	0-0-0	1-0-0	8-10-2	0-0-0	6-4-3
SAINT LOUIS	DNP	0-2-0	13-7-2	14-5-2	0-0-0	13-6-3	DNP	DNP	5-3-0	DNP	DNP	9-9-3	5-0-0	2-4-1
At VCU	0-1-0	0-3-2	5-2-2	7-1-0	1-1-0	14-6-2	DNP	DNP	13-6-0	1-3-0	0-1-0	6-3-2	5-1-1	0-10-0
At Massachusetts	0-0-0	4-1-3	17-2-3	2-3-1	0-0-0	6-7-8	0-0-0	0-0-0	14-3-0	0-0-0	0-0-0	13-15-3	0-0-0	17-3-0
XAVIER	DNP	2-5-2	21-4-1	8-1-1	5-1-0	3-5-4	DNP	0-0-0	6-1-0	DNP	DNP	7-5-1	0-0-1	15-5-1
vs. Dayton	DNP	0-1-2	21-1-5	9-5-1	9-0-0	4-1-6	DNP	DNP	9-6-2	DNP	DNP	18-6-0	0-1-0	3-7-1
vs. La Salle	DNP	0-2-3	14-1-2	9-2-0	2-4-0	10-6-3	DNP	DNP	13-5-0	DNP	DNP	11-8-2	0-0-0	10-9-0
vs. Saint Louis	0-1-1	0-2-2	16-5-1	3-4-1	0-3-0	8-8-1	DNP	0-0-0	7-6-0	0-1-0	5-0-0	8-2-2	2-1-3	7-5-1

2012-13 Butler Starting Lineups

ELON	Smith	Marshall	Jones	Stigall	Clarke
At Xavier	Smith	Marshall	Jones	Stigall	Clarke
Marquette	Smith	Marshall	Jones	Dunham	Clarke
North Carolina	Smith	Marshall	Jones	Dunham	Clarke
Illinois	Smith	Marshall	Jones	Dunham	Clarke
HANOVER	Smith	Marshall	Jones	Dunham	Clarke
BALL STATE	Smith	Marshall	Jones	Dunham	Clarke
IUPUI	Smith	Marshall	Jones	Barlow	Clarke
At Northwestern	Smith	Marshall	Jones	Barlow	Clarke
Indiana	Smith	Marshall	Jones	Barlow	Clarke
EVANSVILLE	Smith	Marshall	Jones	Barlow	Clarke
At Vanderbilt	Smith	Marshall	Jones	Barlow	Clarke
PENN	Smith	Marshall	Jones	Barlow	Clarke
NEW ORLEANS	Smith	Marshall	Jones	Barlow	Clarke
At Saint Joseph's	Smith	Marshall	Jones	Barlow	Clarke
At Dayton	Smith	Marshall	Jones	Barlow	Clarke
RICHMOND	Smith	Marshall	Jones	Barlow	Dunham
GONZAGA	Smith	Marshall	Jones	Barlow	Dunham
At La Salle	Smith	Marshall	Jones	Barlow	Dunham
TEMPLE	Smith	Marshall	Jones	Barlow	Clarke
At Saint Louis	Smith	Marshall	Jones	Barlow	Clarke
RHODE ISLAND	Smith	Marshall	Jones	Barlow	Clarke
ST. BONAVENTURE	Smith	Marshall	Jones	Barlow	Clarke
At George Washington	Smith	Marshall	Jones	Barlow	Clarke
CHARLOTTE	Fromm	Marshall	Jones	Dunham	Clarke
At Fordham	Smith	Marshall	Jones	Barlow	Clarke
DUQUESNE	Smith	Marshall	Jones	Barlow	Clarke
SAINT LOUIS	Smith	Marshall	Jones	Barlow	Clarke
At VCU	Smith	Marshall	Jones	Barlow	Clarke
At Massachusetts	Smith	Marshall	Jones	Dunham	Clarke
XAVIER	Smith	Em. Kampen	Jones	Stigall	Clarke
Dayton	Smith	Marshall	Jones	Dunham	Clarke
La Salle	Smith	Marshall	Jones	Dunham	Clarke
Saint Louis	Smith	Marshall	Jones	Dunham	Clarke

2012-13 Bench Scoring

	W/L	Butler	Opp.	+/-
ELON	W	29	18	+11
At Xavier	L	21	11	+10
Marquette	W	2	28	-26
North Carolina	W	19	28	-9
Illinois	L	13	7	+6
HANOVER	W	24	42	-18
BALL STATE	W	16	16	0
IUPUI	W	46	19	+27
At Northwestern	W	18	17	+1
Indiana	W	24	20	+4
EVANSVILLE	W	23	17	+6
At Vanderbilt	W	17	18	-1
PENN	W	14	20	-6
NEW ORLEANS	W	17	21	-4
At Saint Joseph's	W	6	8	-2
At Dayton	W	27	19	+8
RICHMOND	W	18	15	+3
GONZAGA	W	10	24	-14
At La Salle	L	4	15	-11
TEMPLE	W	24	21	+3
At Saint Louis	L	20	31	-11
RHODE ISLAND	W	11	10	+1
ST. BONAVENTURE	W	28	20	+8
At George Washington	W	21	21	0
CHARLOTTE	W	0	16	-16
At Fordham	W	16	35	-19
DUQUESNE	W	18	16	+2
SAINT LOUIS	L	21	9	+12
At VCU	L	16	26	-10
At Massachusetts	W	21	15	+6
XAVIER	W	36	13	+23
Dayton	W	12	8	+4
La Salle	W	12	21	-9
Saint Louis	L	14	20	-6

2012-13 BUTLER GAME-BY-GAME STATISTICS

GAME	MIN	FGM-A	PCT.	3FG-A	PCT	FTM-A	PCT	Rebounds		PF-D	A	TO	B	S	PTS
								O/D	TOT						
ELON	200	29-58	.500	9-24	.375	7-11	.636	12/27	39	19-1	16	14	2	6	74
At Xavier	200	19-52	.365	4-18	.222	5-12	.647	13/18	31	18-0	9	11	1	4	47
Marquette	200	27-61	.443	4-21	.190	14-25	.560	15/19	34	22-1	10	7	1	8	72
North Carolina	200	25-53	.472	12-25	.480	20-25	.800	12/27	39	20-1	12	18	1	8	82
Illinois	200	22-61	.361	7-28	.250	10-17	.588	16/21	37	17-0	11	10	0	2	61
HANOVER	200	35-59	.593	9-18	.500	18-26	.692	14/28	42	16-0	19	16	7	6	97
BALL STATE	200	28-69	.406	4-23	.174	7-11	.636	16/20	36	16-0	14	5	3	10	67
IUPUI	200	30-54	.556	11-21	.524	16-21	.762	6/23	29	17-0	21	9	0	14	87
At Northwestern	200	24-50	.480	6-16	.375	20-29	.690	15/25	40	25-1	13	15	3	9	74
Indiana	225	33-69	.478	11-24	.458	11-16	.688	19/21	40	27-3	13	18	4	5	88
EVANSVILLE	200	24-49	.490	4-16	.250	23-27	.852	8/31	39	21-1	10	17	5	5	75
At Vanderbilt	200	24-51	.471	8-20	.400	12-17	.706	11/31	42	18-0	13	12	2	5	68
PENN	200	25-57	.439	4-19	.211	16-21	.762	13/23	36	12-0	9	14	1	8	70
NEW ORLEANS	200	17-42	.405	5-16	.313	18-23	.783	10/23	33	14-0	14	15	4	3	57
At Saint Joseph's	200	27-62	.435	9-19	.474	9-12	.750	11/29	40	17-0	17	5	2	4	72
At Dayton	200	25-43	.581	7-13	.538	22-35	.629	4/22	26	21-0	19	11	7	6	79
RICHMOND	200	21-56	.375	5-19	.263	15-21	.714	20/33	53	17-0	12	11	1	4	62
GONZAGA	200	22-44	.500	8-19	.421	12-23	.522	8/20	28	16-0	14	12	2	4	64
At La Salle	200	23-47	.489	3-8	.375	4-7	.571	6/23	29	11-0	17	13	2	5	53
TEMPLE	200	26-50	.520	8-20	.400	23-29	.793	11/24	35	18-0	16	14	3	5	83
At Saint Louis	200	22-51	.431	5-14	.357	9-13	.692	8/29	37	16-0	14	23	0	4	58
RHODE ISLAND	200	23-47	.489	5-12	.417	24-27	.889	9/23	32	21-2	11	15	2	5	75
ST. BONAVENTURE	200	26-52	.500	11-26	.423	14-20	.700	11/23	34	17-0	14	13	3	6	77
At George Washington	200	21-55	.382	4-13	.308	13-21	.619	14/32	46	23-2	6	19	6	8	59
CHARLOTTE	200	23-59	.390	10-29	.345	11-17	.647	10/22	32	21-1	9	11	2	5	67
At Fordham	200	20-51	.392	6-21	.286	22-34	.647	13/29	42	19-0	11	14	0	4	68
DUQUESNE	200	24-55	.436	10-21	.476	10-14	.714	10/26	36	9-0	15	8	1	5	68
SAINT LOUIS	200	20-46	.435	6-18	.333	15-26	.577	9/30	39	22-1	11	14	6	3	61
At VCU	200	20-49	.408	3-14	.213	9-20	.450	18/24	42	13-0	9	23	1	3	52
At Massachusetts	200	26-55	.473	3-19	.158	18-25	.720	17/20	37	19-1	18	12	1	8	73
XAVIER	200	21-45	.467	6-16	.375	19-28	.679	6/24	30	18-0	11	13	3	5	76
Dayton	200	24-57	.421	10-24	.417	15-21	.714	10/21	31	15-0	17	8	2	6	73
La Salle	200	28-57	.491	3-15	.200	10-10	1.000	12/29	41	15-0	10	14	2	4	69
Saint Louis	200	21-54	.389	5-18	.278	9-13	.692	10/29	39	22-1	9	20	3	6	56

2012-13 OPPONENT GAME-BY-GAME STATISTICS

GAME	MIN	FGM-A	PCT.	3FG-A	PCT	FTM-A	PCT	Rebounds		PF-D	A	TO	B	S	PTS
								O/D	TOT						
ELON	200	21-53	.396	7-22	.318	10-15	.667	4/16	20	12-0	12	9	4	5	59
At Xavier	200	23-46	.500	5-17	.294	11-17	.647	5/24	29	14-0	14	9	1	5	62
Marquette	200	24-49	.490	4-14	.286	19-28	.679	11/26	37	24-1	7	14	3	7	71
North Carolina	200	27-63	.429	7-22	.318	10-12	.833	10/19	29	20-0	13	15	0	9	71
Illinois	200	24-50	.480	10-25	.400	20-21	.952	5/26	31	19-0	11	8	5	5	78
HANOVER	200	27-65	.415	12-32	.375	7-11	.636	10/12	22	18-0	20	11	2	5	73
BALL STATE	200	20-45	.444	2-11	.182	11-19	.579	9/27	36	15-0	5	19	2	1	53
IUPUI	200	19-44	.432	5-13	.385	12-17	.706	4/17	21	16-0	13	19	0	5	55
At Northwestern	200	18-55	.327	7-24	.292	22-31	.710	18/16	34	23-1	10	13	3	3	65
Indiana	225	27-63	.429	5-12	.417	27-38	.711	18/20	38	18-0	14	13	4	13	86
EVANSVILLE	200	25-61	.410	4-15	.267	13-18	.722	10/19	29	24-1	14	10	1	9	67
At Vanderbilt	200	17-51	.333	7-17	.412	8-19	.421	9/18	27	16-0	7	10	3	3	49
PENN	200	22-51	.431	8-15	.533	5-6	.833	3/18	21	19-1	11	19	3	7	57
NEW ORLEANS	200	17-43	.395	4-10	.400	6-11	.545	3/19	22	19-1	9	13	2	7	44
At Saint Joseph's	200	21-59	.356	10-25	.400	14-18	.778	11/26	37	11-0	12	8	9	2	66
At Dayton	200	25-63	.397	7-19	.368	16-21	.762	19/21	40	27-1	10	12	2	5	73
RICHMOND	200	17-52	.327	7-24	.292	6-13	.462	6/14	20	17-1	9	6	5	4	47
GONZAGA	200	24-51	.471	4-14	.286	11-15	.733	8/18	26	19-0	14	7	2	5	63
At La Salle	200	23-56	.411	4-15	.267	4-6	.667	9/17	26	11-0	15	8	5	10	54
TEMPLE	200	24-59	.407	9-18	.500	14-18	.778	11/14	25	19-0	14	9	0	6	71
At Saint Louis	200	30-60	.500	6-19	.316	9-16	.563	5/24	29	15-0	12	10	2	14	75
RHODE ISLAND	200	20-50	.400	4-11	.364	24-28	.857	10/15	25	23-1	9	12	3	5	68
ST. BONAVENTURE	200	18-47	.383	4-9	.444	18-25	.720	9/16	25	18-0	8	12	3	4	58
At George Washington	200	17-61	.279	1-12	.083	21-30	.700	17/24	41	18-1	7	13	6	9	56
CHARLOTTE	200	26-48	.542	2-5	.400	17-29	.586	5/29	34	17-0	8	12	1	7	71
At Fordham	200	24-63	.381	4-19	.211	11-15	.733	14/24	38	23-1	14	11	3	4	63
DUQUESNE	200	19-51	.373	5-21	.238	6-8	.750	6/22	28	15-0	8	10	5	4	49
SAINT LOUIS	200	24-56	.429	3-17	.176	14-26	.538	9/20	29	20-0	10	4	3	5	65
At VCU	200	29-60	.483	10-23	.435	16-20	.800	11/17	28	21-0	15	8	8	17	84
At Massachusetts	200	20-44	.455	4-18	.222	18-21	.857	5/15	20	18-1	15	14	5	7	62
XAVIER	200	22-53	.415	4-10	.400	14-16	.875	6/24	30	23-1	8	12	2	5	62
Dayton	200	27-55	.491	2-4	.500	11-17	.647	9/26	35	18-1	7	9	2	6	67
La Salle	200	20-50	.400	7-23	.304	11-17	.647	6/17	23	15-0	11	11	6	9	58
Saint Louis	200	20-45	.444	7-18	.389	20-31	.645	4/26	30	15-0	9	13	0	14	67

2012-13 Box Scores

BUTLER 74, ELON 59

November 10, 2012

Hinkle Fieldhouse - Indianapolis, Ind.

ELON	FG	3FG	FT	REB	PF	TP	A	TO	BLK	S	MIN
Beaumont, Riley, f	5-11	0-3	3-3	1-3-4	2	13	2	1	0	1	34
Troutman, Lucas, f	3-7	0-0	1-2	0-1-1	2	7	1	1	2	1	22
Samson, Tanner, g	2-7	2-5	2-2	1-2-3	3	8	2	0	1	2	33
Isenbarger, Jack, g	2-9	0-3	0-1	0-2-2	0	4	2	2	0	0	28
Koch, Sebastian, g	3-7	3-6	0-0	1-3-4	2	9	2	2	0	0	32
Hamilton, Austin	4-8	2-5	3-5	0-3-3	0	13	1	2	0	0	25
Sabato, Tony	1-1	0-0	0-0	0-0-0	1	2	0	1	0	0	6
Edomwonyi, Egheosa	0-2	0-0	0-0	0-1-1	1	0	0	0	1	1	9
Winters, Ryan	1-1	0-0	1-2	1-0-1	1	3	2	0	0	0	11
Team				0-1-1							
Totals	21-53	7-22	10-15	4-16-20	12	59	12	9	4	5	200
	(.396)	(.318)	(.667)								

BUTLER	FG	3FG	FT	REB	PF	TP	A	TO	BLK	S	MIN
Marshall, Khyle, f	7-11	0-0	0-2	3-2-5	3	14	0	2	1	0	25
Jones, Roosevelt, f	3-7	0-0	0-0	4-5-9	1	6	6	3	0	1	29
Smith, Andrew, c	0-1	0-0	0-0	0-1-1	5	0	1	2	0	1	9
Clarke, Rotnei, g	8-16	5-10	0-0	0-1-1	2	21	1	1	0	0	22
Stigall, Chase, g	1-4	1-3	1-2	1-0-1	0	4	0	0	0	1	14
Smeathers, Andrew	0-0	0-0	0-0	0-0-0	0	0	0	0	0	0	1
Morgan, Devontae	0-0	0-0	0-0	0-0-0	0	0	0	0	0	0	1
Barlow, Alex	1-1	0-0	0-0	1-6-7	2	2	3	1	0	0	17
Fromm, Erik	0-1	0-1	1-2	2-4-6	2	1	0	2	0	1	15
Aldridge, Jackson	0-0	0-0	0-0	0-0-0	1	0	0	1	0	0	8
Kampen, Elliott	0-1	0-1	0-0	0-0-0	0	0	0	0	0	0	1
Dunham, Kellen	5-10	3-8	5-5	0-0-0	0	18	3	1	0	1	29
Kampen, Emerson	0-0	0-0	0-0	0-0-0	0	0	0	0	0	0	1
Woods, Kameron	4-6	0-1	0-0	0-4-4	3	8	2	1	1	1	28
Team				1-4-5							
Totals	29-58	9-24	7-11	12-27-39	19	74	16	14	2	6	200
	(.500)	(.375)	(.636)								

Elon	26	33	59
Butler	43	31	74

Deadball Rebounds: Elon 4, Butler 7 **Technical Fouls:** None
Officials: Brian O'Connell, Brent Hampton, James Breeding **Attendance:** 6,309

BUTLER 72, MARQUETTE 71

Maui Invitational - November 19, 2012

Lahaina Civic Center - Lahaina, Maui

BUTLER	FG	3FG	FT	REB	PF	TP	A	TO	BLK	S	MIN
Jones, Roosevelt, f	5-8	0-0	2-5	1-1-2	4	12	4	3	0	0	28
Marshall, Khyle, f	11-15	0-0	2-6	3-6-9	1	24	1	1	1	2	31
Smith, Andrew, c	3-10	0-3	4-7	3-2-5	5	10	1	0	0	2	24
Clarke, Rotnei, g	7-21	4-14	2-3	2-4-6	3	20	0	1	0	0	37
Dunham, Kellen, g	0-1	0-1	4-4	2-2-4	3	4	2	0	0	1	27
Fromm, Erik	1-1	0-0	0-0	1-0-1	2	2	0	0	0	0	11
Aldridge, Jackson	0-4	0-2	0-0	0-2-2	1	0	1	0	0	0	21
Woods, Kameron	0-0	0-0	0-0	0-0-0	1	0	0	1	0	1	3
Stigall, Chase	0-1	0-1	0-0	0-2-2	2	0	1	1	0	2	18
Team				3-0-3							
Totals	27-61	4-21	14-25	15-19-34	22	72	10	7	1	8	200
	(.443)	(.190)	(.560)								

MARQUETTE	FG	3FG	FT	REB	PF	TP	A	TO	BLK	S	MIN
Wilson, Jamil, f	0-4	0-1	0-0	0-3-3	4	0	1	1	0	0	14
Anderson, Juan, f	2-3	0-1	1-4	2-4-6	4	5	2	1	1	3	22
Otule, Chris, c	1-1	0-0	1-1	0-1-1	1	3	0	0	1	0	12
Cadogan, Junior, g	5-9	1-3	3-4	0-1-1	1	14	3	3	0	1	32
Blue, Vander, g	7-14	3-5	4-5	2-1-3	0	21	1	3	0	0	37
Ferguson, Jamal	0-0	0-0	0-0	0-0-0	0	0	0	0	0	0	1
Wilson, Derrick	0-0	0-0	2-2	0-2-2	3	2	0	0	0	1	10
Lockett, Trent	3-6	0-1	3-5	0-5-5	5	9	0	3	0	1	25
Thomas, Jake	1-2	0-1	1-1	1-4-5	2	3	0	1	0	0	18
Taylor, Jr., Steve	1-3	0-2	0-0	1-1-2	0	2	0	0	0	1	2
Gardner, Davante	4-7	0-0	4-6	5-2-7	4	12	0	2	1	0	16
Team				0-2-2							
Totals	24-49	4-14	19-28	11-26-37	24	71	7	14	3	7	200
	(.490)	(.286)	(.679)								

Butler	31	41	72
Marquette	30	41	71

Deadball Rebounds: Butler 4, Marquette 4 **Technical Fouls:** None
Officials: Joe Lindsay, Bernard Clinton, Patrick Evans **Attendance:** 2,400

XAVIER 62, BUTLER 47

November 13, 2012

Cintas Center - Cincinnati, Ohio

BUTLER	FG	3FG	FT	REB	PF	TP	A	TO	BLK	S	MIN
Jones, Roosevelt, f	1-3	0-0	1-2	1-6-7	3	3	0	5	0	1	29
Marshall, Khyle, f	3-10	0-0	1-2	2-1-3	0	7	0	1	0	0	23
Smith, Andrew, c	4-8	1-2	0-2	3-1-4	2	9	0	0	0	0	24
Clarke, Rotnei, g	3-11	1-7	0-0	1-4-5	0	7	5	2	0	0	37
Stigall, Chase, G	0-2	0-2	0-0	0-0-0	1	0	1	0	0	0	9
Smeathers, Andrew	0-1	0-1	0-0	0-1-1	0	0	0	0	0	0	1
Morgan, Devontae	0-0	0-0	0-0	0-1-1	1	0	0	0	0	0	3
Barlow, Alex	1-2	0-1	0-0	1-0-1	4	2	0	0	0	1	11
Fromm, Erik	2-5	1-2	1-3	2-0-2	1	6	1	0	0	1	12
Aldridge, Jackson	0-1	0-0	0-0	0-1-1	1	0	0	1	0	0	4
Dunham, Kellen	4-7	1-3	2-3	0-2-2	3	11	1	0	0	1	32
Kampen, Emerson	0-1	0-0	0-0	0-0-0	0	0	0	0	1	0	1
Woods, Kameron	1-1	0-0	0-0	0-1-1	2	2	1	1	0	0	14
Team				3-0-3							
Totals	19-52	4-18	5-12	13-18-31	18	47	9	11	1	4	200
	(.365)	(.222)	(.417)								

XAVIER	FG	3FG	FT	REB	PF	TP	A	TO	BLK	S	MIN
Taylor, Travis, f	7-10	0-0	1-4	2-7-9	0	15	3	0	1	1	33
Robinson, Jeff, f	7-13	1-5	2-3	1-7-8	2	17	0	1	0	2	32
Stenger, Erik, c	0-1	0-0	0-2	1-3-4	2	0	0	0	0	0	16
Davis, Dee, g	2-6	1-4	4-4	0-1-1	2	9	2	2	0	1	35
Martin, Justin, g	3-6	0-2	4-4	0-3-3	3	10	0	0	0	1	30
Christon, Semaj	1-2	0-0	0-0	0-1-1	3	2	8	5	0	0	27
Farr, James	0-2	0-2	0-0	0-1-1	0	0	0	0	0	0	1
Schuessler, Joe	0-0	0-0	0-0	0-0-0	0	0	0	0	0	0	1
Redford, Brad	3-4	3-4	0-0	0-1-1	1	9	1	1	0	0	22
Whelan, Tim	0-2	0-0	0-0	0-0-0	0	0	0	0	0	0	1
Amos, Landen	0-0	0-0	0-0	1-0-1	1	0	0	0	0	0	1
Coker, Kevin	0-0	0-0	0-0	0-0-0	0	0	0	0	0	0	1
Team				0-0-0							
Totals	23-46	5-17	11-17	5-24-29	14	62	14	9	1	5	200
	(.500)	(.294)	(.647)								

Butler	29	18	47
Xavier	36	26	62

Deadball Rebounds: Butler 5, Xavier 4 **Technical Fouls:** None
Officials: Ted Valentine, Jamie Luckie, Doug Shows **Attendance:** 9,876

BUTLER 82, #9 NORTH CAROLINA 71

Maui Invitational - November 20, 2012

Lahaina Civic Center - Lahaina, Maui

BUTLER	FG	3FG	FT	REB	PF	TP	A	TO	BLK	S	MIN
Jones, Roosevelt, f	3-5	0-0	0-1	1-2-3	4	6	4	1	0	0	25
Marshall, Khyle, f	3-5	0-0	4-5	3-8-11	4	10	1	1	0	1	28
Smith, Andrew, c	3-6	0-2	7-8	0-2-2	5	13	1	4	1	2	24
Clarke, Rotnei, g	5-11	4-6	3-3	0-5-5	1	17	1	5	0	2	35
Dunham, Kellen, g	5-10	5-9	2-2	2-3-5	0	17	2	2	0	0	33
Barlow, Alex	0-0	0-0	0-0	0-0-0	0	0	0	0	0	0	1
Fromm, Erik	3-9	1-5	0-0	1-2-3	0	7	0	1	0	0	12
Aldridge, Jackson	0-1</										

2012-13 Box Scores

ILLINOIS 78, BUTLER 61

Maui Invitational - November 21, 2012
Lahaina Civic Center - Lahaina, Maui

BUTLER	FG	3FG	FT	REB	PF	TP	A	TO	BLK	S	MIN
Jones, Roosevelt, f	3-6	0-0	1-3	2-2-4	1	7	3	2	0	0	29
Marshall, Khyle, f	3-9	0-0	2-3	4-0-4	3	8	1	0	0	0	22
Smith, Andrew, c	1-4	0-1	0-0	2-3-5	1	2	2	1	0	0	22
Clarke, Rotnei, g	10-19	6-13	1-2	0-4-4	2	27	1	5	0	0	39
Dunham, Kellen, g	1-11	0-9	2-2	0-0-0	0	4	1	0	0	0	30
Smeathers, Andrew	1-2	1-2	0-0	0-0-0	1	3	0	0	0	0	2
Morgan, Devontae	0-1	0-1	3-4	1-0-1	2	3	0	0	0	0	6
Barlow, Alex	0-0	0-0	1-2	1-2-3	0	1	1	0	0	1	6
Fromm, Erik	3-4	0-0	0-0	3-1-4	3	6	0	0	0	0	15
Aldridge, Jackson	0-0	0-0	0-0	0-1-1	0	0	1	1	0	1	3
Kampen, Elliott	0-0	0-0	0-0	0-0-0	0	0	0	0	0	0	0+
Kampen, Emerson	0-0	0-0	0-0	0-0-0	0	0	0	0	0	0	0+
Woods, Kameron	0-2	0-0	0-1	2-6-8	3	0	0	1	0	0	13
Stigall, Chase	0-3	0-2	0-0	0-1-1	1	0	1	0	0	0	13
Team				1-1-2							
Totals	22-61	7-28	10-17	16-21-37	17	61	11	10	0	2	200
	(.361)	(.250)	(.588)								

ILLINOIS	FG	3FG	FT	REB	PF	TP	A	TO	BLK	S	MIN
Griffey, Tyler, f	4-6	4-5	2-2	0-2-2	3	14	0	1	2	2	22
Egwu, Nnanna, c	2-3	0-0	2-2	1-2-3	4	6	0	0	1	0	24
Richardson, D. J., g	5-11	2-7	2-2	2-7-9	1	14	4	1	0	0	35
Paul, Brandon, g	6-13	2-7	6-6	0-3-3	1	20	4	0	0	0	34
Adams, Tracy, g	5-9	1-2	6-6	0-3-3	3	17	1	3	0	2	31
McLaurin, Sam	1-4	0-0	2-3	2-1-3	2	4	1	1	2	0	15
Bertrand, Joseph	0-1	0-1	0-0	0-4-4	2	0	0	1	0	0	17
LaTulip, Mike	0-0	0-0	0-0	0-0-0	0	0	0	0	0	0	0+
Shaw, Mike	0-0	0-0	0-0	0-0-0	0	0	1	0	0	0	0+
Henry, Myke	1-3	1-3	0-0	0-2-2	1	3	0	1	0	1	9
Langford, Devin	0-0	0-0	0-0	0-0-0	1	0	0	0	0	0	3
Berardini, Kevin	0-0	0-0	0-0	0-0-0	1	0	0	0	0	0	0+
Djimde, Ibby	0-0	0-0	0-0	0-0-0	0	0	0	0	0	0	0+
Team				0-2-2							
Totals	24-50	10-25	20-21	5-26-31	19	78	11	8	5	5	200
	(.480)	(.400)	(.952)								

Butler 28 33 61
Illinois 39 39 78

Deadball Rebounds: Butler 4, Illinois 1 Technical Fouls: None
Officials: Tim Higgins, Jim Burr, Roger Ayers Attendance: 2,400

BUTLER 67, BALL STATE 53

December 1, 2012
Hinkle Fieldhouse - Indianapolis, Ind.

BALL STATE	FG	3FG	FT	REB	PF	TP	A	TO	BLK	S	MIN
Bond, Chris, f	4-6	0-0	0-1	0-4-4	1	8	1	3	1	1	29
Majok, Majok, f	3-7	0-0	3-5	2-8-10	2	9	0	3	1	0	28
Fields, Zach, c	2-3	0-0	0-0	0-2-2	3	4	0	2	0	0	22
Scaife, Jauwan, g	1-8	1-6	1-2	0-5-5	3	4	1	1	0	0	33
Berry, Jesse, g	4-11	1-4	3-4	1-2-3	2	12	1	7	0	0	31
Kamieniecki, Matt	1-3	0-0	3-4	5-3-8	1	5	1	0	0	0	18
Posley, Marcus	3-5	0-1	1-3	0-1-1	1	7	1	1	0	0	18
Calhoun, Bo	1-1	0-0	0-0	1-1-2	1	2	0	1	0	0	12
Brogna, Chase	0-0	0-0	0-0	0-0-0	0	0	0	0	0	0	3
Ramey, Michael	1-1	0-0	0-0	0-0-0	1	2	0	1	0	0	6
Team				0-1-1							
Totals	20-45	2-11	11-19	9-27-36	15	53	5	19	2	1	200
	(.444)	(.182)	(.579)								

BUTLER	FG	3FG	FT	REB	PF	TP	A	TO	BLK	S	MIN
Marshall, Khyle, f	5-7	0-0	0-0	2-4-6	4	10	0	1	0	0	19
Jones, Roosevelt, f	4-11	0-0	1-2	3-1-4	3	9	2	0	1	3	29
Smith, Andrew, c	6-9	0-1	0-2	4-1-5	2	12	1	0	2	0	26
Clarke, Rotnei, g	5-18	3-12	2-3	1-2-3	0	15	5	1	0	1	37
Dunham, Kellen, g	1-7	0-2	3-3	0-0-0	0	5	0	0	0	0	24
Smeathers, Andrew	0-0	0-0	0-0	0-0-0	0	0	0	0	0	0	1
Morgan, Devontae	0-0	0-0	0-0	0-0-0	0	0	0	0	0	0	1
Barlow, Alex	2-3	0-1	1-1	0-2-2	2	5	3	1	0	3	19
Fromm, Erik	2-7	0-4	0-0	3-2-5	2	4	0	0	0	2	18
Aldridge, Jackson	0-0	0-0	0-0	0-1-1	1	0	0	1	0	0	2
Kampen, Elliott	0-0	0-0	0-0	0-0-0	0	0	0	0	0	0	1
Kampen, Emerson	0-0	0-0	0-0	0-1-1	0	0	0	1	0	0	1
Woods, Kameron	3-4	1-1	0-0	2-1-3	2	7	1	0	0	0	12
Stigall, Chase	0-3	0-2	0-0	0-2-2	0	0	2	0	0	0	10
Team				1-3-4							
Totals	28-69	4-23	7-11	16-20-36	16	67	14	5	3	10	200
	(.406)	(.174)	(.636)								

Ball State 33 20 53
Butler 33 34 67

Deadball Rebounds: Ball State 4, Butler 2 Technical Fouls: None
Officials: Tracy Woodson, Jeff Janosik, Quintin Murphy Attendance: 8,282

BUTLER 97, HANOVER 73

November 27, 2012
Hinkle Fieldhouse - Indianapolis, Ind.

HANOVER	FG	3FG	FT	REB	PF	TP	A	TO	BLK	S	MIN
Gunter, Brian, f	1-7	1-4	0-0	0-2-2	2	3	1	0	0	1	25
Marks, Desmond, c	1-1	0-0	2-2	1-0-1	1	4	0	2	0	0	14
Bass, Tim, g	3-9	0-3	0-0	1-1-2	4	6	10	3	0	3	27
Hendricks, Drake, g	1-5	1-2	0-0	0-1-1	1	3	0	0	0	0	18
Nowicki, Ryan, g	6-12	1-3	2-2	0-4-4	2	15	2	0	0	1	21
Kring, Michael	0-0	0-0	0-0	0-0-0	2	0	0	0	0	0	6
Black, Ethan	1-1	0-0	1-2	0-0-0	0	3	0	0	0	0	1
James, Kyle	2-7	2-6	0-0	2-2-4	2	6	4	1	0	0	26
Wehner, Matt	3-4	3-4	0-0	0-0-0	0	9	1	1	0	0	22
Steinhart, Jacob	2-5	2-5	1-2	1-0-1	2	7	1	1	1	0	11
Bingham, Evan	0-1	0-0	0-0	0-0-0	0	0	0	0	0	0	4
Van Kleunen, Michael	6-11	2-5	1-2	0-0-0	2	15	1	2	1	0	20
Robinson, Quincy	1-2	0-0	0-1	0-0-0	0	2	0	0	0	0	5
Team				5-2-7							
Totals	27-65	12-32	7-11	10-12-22	18	73	20	11	2	5	200
	(.415)	(.375)	(.636)								

BUTLER	FG	3FG	FT	REB	PF	TP	A	TO	BLK	S	MIN
Marshall, Khyle, f	7-12	0-0	5-6	5-1-6	0	19	1	0	2	0	22
Jones, Roosevelt, f	5-7	0-0	0-0	1-7-8	2	10	3	3	0	2	23
Smith, Andrew, c	5-7	0-1	3-6	2-5-7	0	13	3	1	2	0	23
Clarke, Rotnei, g	6-8	5-6	2-2	0-0-0	1	19	3	1	0	1	25
Dunham, Kellen, g	4-8	1-4	3-3	0-3-3	0	12	3	0	0	0	27
Smeathers, Andrew	1-3	1-3	0-0	0-0-0	4	3	1	2	1	0	6
Morgan, Devontae	2-2	1-1	0-0	0-0-0	1	5	0	2	0	1	9
Barlow, Alex	0-0	0-0	0-0	0-0-0	2	0	0	1	0	1	8
Fromm, Erik	0-2	0-1	3-4	1-0-1	1	3	0	1	0	0	11
Aldridge, Jackson	2-7	1-2	2-5	0-3-3	1	7	3	1	0	0	16
Kampen, Elliott	0-0	0-0	0-0	0-1-1	0	0	0	0	0	0	2
Kampen, Emerson	0-0	0-0	0-0	0-0-0	0	0	0	0	1	0	3
Woods, Kameron	2-2	0-0	0-0	2-2-4	2	4	2	2	1	0	15
Stigall, Chase	1-1	0-0	0-0	0-4-4	2	2	0	1	0	1	10
Team				3-2-5							
Totals	35-59	9-18	18-26	14-28-42	16	97	19	16	7	6	200
	(.593)	(.500)	(.692)								

Hanover 35 38 73
Butler 45 52 97

Deadball Rebounds: Hanover 4, Butler 6 Technical Fouls: None
Officials: Mike Roberts, Lamar Simpson, Michael Stephens Attendance: 5,547

BUTLER 87, IUPUI 55

December 5, 2012
Hinkle Fieldhouse - Indianapolis, Ind.

IUPUI	FG	3FG	FT	REB	PF	TP	A	TO	BLK	S	MIN
Gibbs, Donovan, f	5-10	0-0	0-1	2-4-6	4	10	3	4	0	1	33
Patton, Mitchell, f	4-6	0-0	2-3	0-3-3	2	10	0	1	0	1	19
Rice, Greg, g	0-2	0-0	3-4	0-0-0	1	3	1	2	0	0	14
Hubert, P. J., g	2-3	2-3	0-0	0-0-0	0	6	1	1	0	0	15
Hart, John, g	2-8	1-5	2-2	0-2-2	0	7	1	5	0	1	32
Gaines, Lyonell	1-3	0-0	2-2	1-1-2	2	4	4	0	0	0	21
Shanklin, Jordan	1-4	0-1	1-1	0-2-2	3	3	1	4	0	1	25
Loepker, Cameron	1-3	0-0	1-2	1-0-1	3	3	0	0	0	0	5
Esposito, Sean	2-4	1-3	0-0	0-1-1	1	5	2	2	0	1	30
Kitcoff, Nick	1-1	1-1	1-2	0-1-1	0	4	0	0	0	0	6
Team				0-3-3							
Totals	19-44	5-13	12-17	4-17-21	16	55	13	19	0	5	200
	(.432)	(.385)	(.706)								

BUTLER	FG	3FG	FT	REB	PF	TP	A	TO	BLK	S	MIN
Marshall, Khyle, f	5-11	0-0	0-0	0-0-0	0	10	0	1	0	0	22
Jones, Roosevelt, f	1-3	0-0	0-0	0-0-0	2	3	4	0	0	5	17
Smith, Andrew, c	4-4	1-1	2-2	0-1-1	3	11	1	1	0	1	19
Barlow, Alex, g	0-2	0-1	0-0	1-3-4	1	0	3	1	0	1	13
Clarke, Rotnei, g	5-9	4-6	3-3	0-2-2	3	17	3	3	0	1	24
Smeathers, Andrew	0-2	0-1	0-0	0-1-1	1	0	0	0	0	0	5
Morgan, Devontae	1-2	0-0	1-2	1-0-1</							

2012-13 Box Scores

BUTLER 74, NORTHWESTERN 65

December 8, 2012
Welsh-Ryan Arena - Evanston, Ill.

BUTLER	FG	3FG	FT	REB	PF	TP	A	TO	BLK	S	MIN
Jones, Roosevelt, f	4-7	0-0	2-5	1-4-5	1	10	3	4	0	1	36
Marshall, Khyle, f	3-6	0-0	1-2	1-5-6	2	7	1	2	0	3	27
Smith, Andrew, c	8-11	1-1	7-9	8-2-10	3	24	1	1	0	2	26
Clarke, Rotnei, g	4-8	4-6	1-2	0-1-1	4	13	3	3	0	1	26
Barlow, Alex, g	1-2	0-0	0-0	0-1-1	5	2	4	0	0	1	24
Morgan, Devontae	0-0	0-0	0-0	0-0-0	0	0	0	0	0	0	0+
Dunham, Kellen	2-7	1-5	6-6	1-4-5	2	11	1	1	1	1	20
Woods, Kameron	0-1	0-0	2-2	0-1-1	2	2	0	0	1	0	12
Stigall, Chase	0-3	0-2	0-0	0-0-0	5	0	0	2	0	0	14
Fromm, Erik	2-5	0-2	1-3	3-5-8	1	5	0	1	1	0	15
Team				1-2-3							
Totals	24-50	6-16	20-29	15-25-40	25	74	13	15	3	9	200
	(.480)	(.375)	(.690)								

NORTHWESTERN	FG	3FG	FT	REB	PF	TP	A	TO	BLK	S	MIN
Crawford, Drew, f	1-8	1-5	3-4	3-3-6	4	6	1	0	1	1	30
Swopshire, Jared, f	0-6	0-3	3-4	5-1-6	4	3	5	4	1	0	36
Olah, Alex, c	2-8	0-0	1-2	2-3-5	1	5	1	2	0	0	26
Hearn, Reggie, g	3-10	1-4	6-7	1-5-6	3	13	0	1	0	2	39
Sobolewski, Dave, g	6-11	2-6	7-8	0-1-1	5	21	3	6	0	0	35
Turner, Mike	0-2	0-0	0-0	2-2-4	2	0	0	0	0	0	12
Abrahamson, Kale	0-2	0-2	2-4	1-1-2	3	2	0	0	1	0	10
Demps, Tre	6-8	3-4	0-2	0-0-0	1	15	0	0	0	0	12
Team				4-0-4							
Totals	18-55	7-24	22-31	18-16-34	23	65	10	13	3	3	200
	(.327)	(.292)	(.710)								

Butler	34	40	74
Northwestern	31	34	65

Deadball Rebounds: Butler 4, Northwestern 4 **Technical Fouls:** None
Officials: Ed Hightower, Daryl Smith, Todd Williams **Attendance:** 7,213

#19/25 BUTLER 75, EVANSVILLE 67

December 22, 2012
Hinkle Fieldhouse - Indianapolis, Ind.

EVANSVILLE	FG	3FG	FT	REB	PF	TP	A	TO	BLK	S	MIN
Mockevicius, Egidijus, c	2-4	0-0	1-2	0-1-1	2	5	0	0	1	0	11
Jones, Lewis, g	2-3	0-0	2-2	0-3-3	5	6	0	1	0	2	23
Taylor, Troy, g	1-2	0-0	0-0	2-4-6	3	2	6	3	0	1	22
Ryan, Colt, g	8-22	2-7	7-9	3-2-5	3	25	5	3	0	5	39
Cox, Ned, g	4-13	1-3	3-4	0-1-1	0	12	2	0	0	1	38
Sawwell, Ryan	5-7	0-0	0-0	2-4-6	3	10	0	1	0	0	27
Nelson, Jordan	0-1	0-1	0-0	0-0-0	3	0	0	0	0	0	6
Jahr, Jordan	2-4	1-2	0-0	1-3-4	2	5	1	0	0	0	18
Balentine, D.J.	1-5	0-2	0-1	0-1-1	3	2	0	2	0	0	16
Team				2-0-2							
Totals	25-61	4-15	13-18	10-19-29	24	67	14	10	1	9	200
	(.410)	(.267)	(.722)								

BUTLER	FG	3FG	FT	REB	PF	TP	A	TO	BLK	S	MIN
Marshall, Khyle, f	0-2	0-0	0-0	1-2-3	2	0	0	1	1	0	17
Jones, Roosevelt, f	5-6	0-0	2-2	0-2-2	4	12	0	4	1	0	25
Smith, Andrew, c	6-8	1-2	7-9	1-5-6	2	20	4	2	2	1	32
Barlow, Alex, g	0-1	0-0	0-0	0-2-2	5	0	0	1	0	1	35
Clarke, Rotnei, g	6-13	3-6	5-5	0-3-3	2	20	1	5	0	0	33
Smeathers, Andrew	0-0	0-0	0-0	0-0-0	0	0	0	0	0	0	0+
Fromm, Erik	0-1	0-1	0-0	1-0-1	0	0	0	0	0	1	5
Dunham, Kellen	4-10	0-4	5-5	0-5-5	1	13	1	2	0	1	31
Woods, Kameron	3-4	0-0	4-6	3-9-12	1	10	2	1	1	0	24
Stigall, Chase	0-4	0-3	0-0	0-2-2	4	0	2	1	0	1	18
Team				2-1-3							
Totals	24-49	4-16	23-27	8-31-39	21	75	10	17	5	5	200
	(.490)	(.250)	(.852)								

Evansville	31	36	67
Butler	35	40	75

Deadball Rebounds: Evansville 0, Butler 1 **Technical Fouls:** None
Officials: Kevin O'Connell, Dave Draucker, Mike Ashurst **Attendance:** 9,190

BUTLER 88, INDIANA 86 (OT)

December 15, 2012
Bankers Life Fieldhouse - Indianapolis, Ind.

INDIANA	FG	3FG	FT	REB	PF	TP	A	TO	BLK	S	MIN
Watford, Christian, f	1-5	0-1	8-9	2-1-3	4	10	0	0	1	2	23
Oladipo, Victor, f	7-10	1-1	3-5	3-0-3	2	18	4	6	2	4	42
Zeller, Cody, c	4-9	0-0	10-14	2-3-5	0	18	2	0	1	2	37
Ferrell, Yogi, g	5-13	2-4	0-0	1-7-8	2	12	3	6	0	2	31
Hulls, Jordan, g	4-11	0-2	0-0	0-2-2	3	8	5	0	0	1	41
Sheehy, Will	4-8	2-3	3-6	2-1-3	4	13	0	0	0	1	26
Creek, Maurice	0-0	0-0	0-0	0-1-1	0	0	0	0	0	0	4
Mosquera-Perea, H.	1-1	0-0	0-0	1-0-1	1	2	0	0	0	0	3
Abell, Remy	1-6	0-1	3-4	1-3-4	1	5	0	1	0	1	15
Hollowell, Jeremy	0-0	0-0	0-0	0-1-1	1	0	0	0	0	0	3
Team				6-1-7							
Totals	27-63	5-12	27-38	18-20-38	18	86	14	13	4	13	225
	(.429)	(.417)	(.711)								

BUTLER	FG	3FG	FT	REB	PF	TP	A	TO	BLK	S	MIN
Marshall, Khyle, f	5-10	0-0	1-2	3-2-5	1	11	0	2	0	1	33
Jones, Roosevelt, f	6-10	0-0	4-6	3-9-12	5	16	7	2	2	0	29
Smith, Andrew, c	5-8	1-1	1-2	4-5-9	5	12	1	1	2	1	25
Clarke, Rotnei, g	7-19	5-11	0-0	1-0-1	1	19	2	3	0	0	45
Barlow, Alex, g	2-3	0-1	2-2	0-1-1	4	6	0	3	0	2	19
Fromm, Erik	4-7	2-3	0-0	5-0-5	5	10	1	2	0	1	20
Aldridge, Jackson	0-1	0-0	0-0	0-0-0	1	0	0	0	0	0	2
Dunham, Kellen	2-4	1-2	3-4	0-1-1	3	8	1	4	0	0	34
Woods, Kameron	0-0	0-0	0-0	0-1-1	1	0	0	0	0	0	4
Stigall, Chase	2-7	2-6	0-0	1-1-2	1	6	1	1	0	0	14
Team				2-1-3							
Totals	33-69	11-24	11-16	19-21-40	27	88	13	18	4	5	225
	(.478)	(.458)	(.688)								

Indiana	37	39	10	86
Butler	33	43	12	88

Deadball Rebounds: Indiana 8, Butler 2 **Technical Fouls:** None
Officials: Mike Kitts, Larry Sciroto, Brian Dorsey **Attendance:** 19,192

#18/21 BUTLER 68, VANDERBILT 49

December 29, 2012
Memorial Gymnasium - Nashville, Tenn.

BUTLER	FG	3FG	FT	REB	PF	TP	A	TO	BLK	S	MIN
Jones, Roosevelt, f	2-6	0-0	2-4	3-3-6	3	6	3	0	0	0	24
Marshall, Khyle, f	4-5	0-0	1-2	2-9-11	1	9	0	0	1	0	23
Smith, Andrew, c	4-7	0-1	0-1	0-2-2	4	8	0	1	0	0	21
Barlow, Alex, g	2-3	0-1	2-2	0-4-4	4	6	3	2	0	2	23
Clarke, Rotnei, g	7-15	6-9	2-2	1-1-2	1	22	3	2	0	1	30
Smeathers, Andrew	0-0	0-0	0-0	0-0-0	0	0	0	0	0	0	1
Morgan, Devontae	0-1	0-0	0-0	0-0-0	0	0	0	1	0	0	3
Fromm, Erik	0-0	0-0	1-2	1-1-2	2	1	0	0	0	1	13
Aldridge, Jackson	0-1	0-0	0-0	0-0-0	0	0	0	0	0	0	3
Kampen, Elliott	0-0	0-0	0-0	0-0-0	0	0	0	0	0	0	1
Dunham, Kellen	4-8	2-5	2-2	1-1-2	0	12	2	1	0	0	26
Kampen, Emerson	0-0	0-0	0-0	0-0-0	0	0	0	0	0	0	1
Woods, Kameron	1-2	0-1	2-2	2-7-9	1	4	0	4	1	0	20
Stigall, Chase	0-3	0-3	0-0	0-1-1	2	0	2	1	0	1	11
Team				1-2-3							
Totals	24-51	8-20	12-17	11-31-42	18	68	13	12	2	5	200
	(.471)	(.400)	(.706)								

VANDERBILT	FG	3FG	FT	REB	PF	TP	A	TO	BLK	S	MIN
Odom, Rod, f	1-9	1-3	1-2	1-4-5	3	4	0	1	2	0	31
Henderson, Josh, c	2-4	0-0	1-2	1-0-1	3	5	2	0	1	1	24
Johnson, Kedren, g	3-10	1-3	2-5	0-2-2	2	9	4	2	0	0	31
Fuller, Kyle, g	4-9	1-3	1-3	0-2-2	0	10	0	0	0	1	26
Bright, Kevin, g	1-4	1-3	0-2	0-2-2							

2012-13 Box Scores

#17/20 BUTLER 70, PENN 57

January 2, 2013

Hinkle Fieldhouse - Indianapolis, Ind.

PENN	FG	3FG	FT	REB	PF	TP	A	TO	BLK	S	MIN
Brooks, Henry, f	3-4	0-0	2-2	1-3-4	5	8	1	3	1	1	21
Louis, Greg, f	2-9	0-1	0-0	1-4-5	1	4	1	3	1	1	28
Cartwright, Miles, g	5-14	3-4	2-2	0-1-1	2	15	1	1	0	0	32
Lewis, Jamal	3-5	1-2	0-0	0-2-2	1	7	6	5	0	2	30
Rennard, Steve	1-1	1-1	0-0	0-3-3	1	3	1	2	0	2	25
Hicks, Tony	4-12	2-5	0-0	0-1-1	4	10	1	2	0	0	26
Nelson-Henry, Darien	2-3	0-0	1-2	1-0-1	4	5	0	1	0	0	12
Crocker, Camryn	0-0	0-0	0-0	0-0-0	0	0	0	0	0	0	1
Jok, Dau	0-1	0-1	0-0	0-1-1	0	0	0	0	0	1	7
Gunter, Cameron	1-1	0-0	0-0	0-1-1	1	2	0	2	1	0	13
Lucas-Perry, Patrick	1-1	1-1	0-0	0-0-0	0	3	0	0	0	0	5
Team				0-2-2							
Totals	22-51	8-15	5-6	3-18-21	19	57	11	19	3	7	200
	(.431)	(.533)	(.833)								

BUTLER	FG	3FG	FT	REB	PF	TP	A	TO	BLK	S	MIN
Marshall, Khyle, f	7-10	0-0	0-1	2-3-5	0	14	1	0	0	1	21
Jones, Roosevelt, f	10-15	0-0	4-7	3-3-6	3	24	3	2	1	2	29
Smith, Andrew, c	1-7	0-3	7-8	2-3-5	2	9	0	0	0	1	29
Barlow, Alex, g	1-2	1-2	0-0	0-3-3	2	3	2	3	0	1	23
Clarke, Rotnei, g	2-11	1-9	1-1	0-2-2	2	6	1	2	0	0	29
Smeathers, Andrew	0-0	0-0	0-0	0-0-0	0	0	0	0	0	0	1
Morgan, Devontae	0-0	0-0	0-0	0-0-0	0	0	0	0	0	0	1
Fromm, Erik	0-1	0-0	2-2	0-1-1	0	2	0	0	0	0	7
Aldridge, Jackson	0-0	0-0	0-0	0-3-3	1	0	2	1	0	2	11
Kampen, Elliott	0-0	0-0	0-0	0-0-0	0	0	0	0	0	0	1
Dunham, Kellen	3-7	2-5	2-2	1-1-2	1	10	0	4	0	1	23
Kampen, Emerson	0-0	0-0	0-0	0-0-0	0	0	0	0	0	0	1
Woods, Kameron	1-4	0-0	0-0	4-4-8	1	2	0	1	0	0	21
Stigall, Chase	0-0	0-0	0-0	0-0-0	0	0	0	1	0	0	3
Team				1-0-1							
Totals	25-57	4-19	16-21	13-23-36	12	70	9	14	1	8	200
	(.439)	(.211)	(.762)								

Penn	29	28	57
Butler	35	35	70

Deadball Rebounds: Penn 2, Butler 8 Technical Fouls: None
 Officials: Dwayne Gladden, Gary Prager, DJ Carstensen Attendance: 6,406

#14/17 BUTLER 72, SAINT JOSEPH'S 66

January 9, 2013

Michael J. Hagan '85 Arena - Philadelphia, Pa.

BUTLER	FG	3FG	FT	REB	PF	TP	A	TO	BLK	S	MIN
Jones, Roosevelt, f	2-7	0-0	0-2	2-3-5	4	4	6	3	0	0	35
Marshall, Khyle, f	4-7	0-0	0-0	1-7-8	2	8	0	2	0	0	28
Smith, Andrew, c	8-15	1-2	7-7	6-4-10	4	24	0	0	1	0	34
Barlow, Alex, g	1-1	0-0	0-1	0-3-3	3	2	4	0	0	3	26
Clarke, Rotnei, g	10-22	6-10	2-2	0-6-6	0	28	4	0	0	0	39
Smeathers, Andrew	0-0	0-0	0-0	0-0-0	0	0	0	0	0	0	2
Fromm, Erik	1-3	1-2	0-0	0-3-3	3	3	0	0	1	0	12
Dunham, Kellen	1-5	1-4	0-0	1-1-2	1	3	2	0	0	0	17
Woods, Kameron	0-1	0-0	0-0	0-1-1	0	0	0	0	0	1	3
Stigall, Chase	0-1	0-1	0-0	0-1-1	0	0	1	0	0	0	4
Team				1-0-1							
Totals	27-62	9-19	9-12	11-29-40	17	72	17	5	2	4	200
	(.435)	(.474)	(.750)								

SAINT JOSEPH'S	FG	3FG	FT	REB	PF	TP	A	TO	BLK	S	MIN
Aiken, C.J., f	5-11	3-5	0-0	2-5-7	1	13	2	1	3	1	36
Roberts, Ronald, f	4-11	0-0	4-5	6-3-9	3	12	1	1	4	0	34
Galloway, Langston, g	4-11	1-5	2-2	0-7-7	2	11	4	0	1	0	39
Wilson, Chris, g	5-8	5-7	0-0	0-0-0	1	15	1	2	0	0	26
Jones, Carl, g	2-8	0-2	3-5	0-5-5	0	7	3	2	0	1	36
Quarles, Daryus	0-0	0-0	0-0	0-0-0	0	0	0	0	0	0	1
Miles, Isaiah	0-0	0-0	0-0	0-1-1	0	0	0	0	0	0	1
Kanacevic, Halil	0-7	0-4	5-6	3-4-7	3	5	0	1	0	0	22
Ndao, Papa	1-3	1-2	0-0	0-1-1	1	3	1	1	1	0	5
Team				0-0-0							
Totals	21-59	10-25	14-18	11-26-37	11	66	12	8	9	2	200
	(.356)	(.400)	(.778)								

Butler	35	37	72
Saint Joseph's	40	26	66

Deadball Rebounds: Butler 1, Saint Joseph's 2 Technical Fouls: None
 Officials: Jeff Anderson, Eric Anderson, Evon Burroughs Attendance: 4,200

#17/20 BUTLER 57, NEW ORLEANS 44

January 5, 2013

Hinkle Fieldhouse - Indianapolis, Ind.

NEW ORLEANS	FG	3FG	FT	REB	PF	TP	A	TO	BLK	S	MIN
Denard, Eddie, f	1-2	0-0	0-0	0-2-2	5	2	0	1	0	1	22
Cook, Lovell, f	5-10	1-1	0-0	0-2-2	3	11	1	3	0	2	32
Blake, Corey, g	1-6	1-2	0-0	1-4-5	3	3	4	2	0	2	33
Nelson, Rarlensee, g	2-9	0-1	1-5	1-3-4	4	5	4	5	0	1	33
Mack, Isaac, g	1-6	0-4	0-0	0-1-1	0	2	0	1	0	0	16
McPhearson, Traddarius	4-4	2-2	0-0	0-2-2	1	10	0	1	0	0	22
Dixon, Cory	2-4	0-0	5-6	1-2-3	1	9	0	0	1	1	25
Banchy, Max	0-1	0-0	0-0	0-0-0	1	0	0	0	0	0	6
Hill, Kevin	0-0	0-0	0-0	0-0-0	1	0	0	0	1	0	2
County, Maurice	1-1	0-0	0-0	0-1-1	0	2	0	0	0	0	9
Team				0-2-2							
Totals	17-43	4-10	6-11	3-19-22	19	44	9	13	2	7	200
	(.395)	(.400)	(.545)								

BUTLER	FG	3FG	FT	REB	PF	TP	A	TO	BLK	S	MIN
Marshall, Khyle, f	5-8	0-0	3-5	2-6-8	1	13	0	0	1	0	23
Jones, Roosevelt, f	3-7	0-0	5-6	3-3-6	3	11	4	5	0	0	22
Smith, Andrew, c	4-6	0-1	1-1	0-5-5	4	9	1	0	2	0	25
Barlow, Alex, g	1-3	1-2	0-0	2-2-4	2	3	2	2	0	1	23
Clarke, Rotnei, g	1-7	1-6	1-2	0-1-1	2	4	3	1	0	0	36
Fromm, Erik	0-0	0-0	0-0	0-1-1	0	0	0	0	0	0	8
Aldridge, Jackson	0-1	0-0	0-0	0-1-1	0	0	1	0	0	0	4
Dunham, Kellen	3-8	3-7	6-7	0-2-2	0	15	2	1	0	1	31
Woods, Kameron	0-2	0-0	2-2	0-2-2	2	2	1	3	1	1	15
Stigall, Chase	0-0	0-0	0-0	1-0-1	0	0	0	2	0	0	13
Team				2-0-2							
Totals	17-42	5-16	18-23	10-23-33	14	57	14	15	4	3	200
	(.405)	(.313)	(.783)								

New Orleans	18	26	44
Butler	24	33	57

Deadball Rebounds: New Orleans 4, Butler 2 Technical Fouls: None
 Officials: Dave Draucker, Kenneth Turner, Rick O'Neil Attendance: 7,076

#14/17 BUTLER 79, DAYTON 73

January 12, 2013

UD Arena - Dayton, Ohio

BUTLER	FG	3FG	FT	REB	PF	TP	A	TO	BLK	S	MIN
Jones, Roosevelt, f	4-8	0-0	8-12	1-6-7	2	16	4	3	1	0	31
Marshall, Khyle, f	4-6	0-0	4-8	0-0-0	2	12	0	1	1	0	24
Smith, Andrew, c	4-7	1-2	4-7	2-2-4	4	13	4	0	1	0	25
Barlow, Alex, g	1-1	0-0	4-6	0-3-3	4	6	3	1	1	2	30
Clarke, Rotnei, g	2-3	1-2	0-0	0-1-1	0	5	2	1	0	2	12
Fromm, Erik	3-5	1-3	0-0	0-3-3	3	7	0	2	0	0	12
Aldridge, Jackson	1-1	0-0	0-0	0-0-0	1	2	1	1	0	1	9
Dunham, Kellen	2-6	2-3	2-2	0-1-1	1	8	1	1	1	1	25
Kampen, Emerson	0-0	0-0	0-0	0-0-0	0	0	0	0	0	0	1
Woods, Kameron	2-3	0-0	0-0	1-3-4	2	4	2	0	2	0	18
Stigall, Chase	2-3	2-3	0-0	0-2-2	2	6	2	1	0	0	12
Team				0-1-1							
Totals	25-43	7-13	22-35	4-22-26	21	79	19	11	7	6	200
	(.581)	(.538)	(.629)								

DAYTON	FG	3FG	FT	REB	PF	TP	A	TO	BLK	S	MIN
Oliver, Devin, f	2-12										

2012-13 Box Scores

#13 BUTLER 62, RICHMOND 47

January 16, 2013

Hinkle Fieldhouse - Indianapolis, Ind.

RICHMOND	FG	3FG	FT	REB	PF	TP	A	TO	BLK	S	MIN
Robbins, Greg, f	2-6	0-2	0-0	0-1-1	0	4	5	1	0	0	27
Nelson-Ododa, Alonzo, f	2-5	0-0	0-3	0-3-3	3	4	1	1	3	0	24
Anthony, Kendall, g	1-7	1-4	0-0	1-0-1	4	3	2	1	0	0	31
Lindsay, Cedrick, g	3-5	2-2	1-2	0-1-1	2	9	0	1	0	2	33
Brothers, Darien, g	3-11	1-7	5-6	1-1-2	0	12	1	2	0	1	24
Sparrow, Wayne	2-7	0-3	0-2	1-2-3	3	4	0	0	0	0	17
Davis, Trey	0-1	0-0	0-0	1-1-2	0	0	0	0	0	1	12
Taylor, Deion	2-7	2-5	0-0	0-4-4	5	6	0	0	1	0	19
Allen, Terry	2-3	1-1	0-0	1-0-1	0	5	0	0	1	0	13
Team				1-1-2							
Totals	17-52	7-24	6-13	6-14-20	17	47	9	6	5	4	200
	(.327)	(.292)	(.462)								

BUTLER	FG	3FG	FT	REB	PF	TP	A	TO	BLK	S	MIN
Marshall, Khyle, f	1-6	0-0	1-2	2-3-5	2	3	0	1	0	0	18
Jones, Roosevelt, f	4-13	0-0	2-3	6-6-12	3	10	4	3	0	3	37
Smith, Andrew, c	6-9	0-0	3-5	4-3-7	2	15	3	0	0	0	30
Barlow, Alex, g	2-3	1-2	0-0	0-5-5	3	5	4	2	1	0	31
Dunham, Kellen, g	2-11	2-10	5-6	1-3-4	1	11	1	0	0	0	33
Smeathers, Andrew	1-4	1-4	2-2	0-1-1	0	5	0	0	0	0	8
Morgan, Devontae	0-0	0-0	0-0	0-0-0	0	0	0	0	0	0	1
Fromm, Erik	2-3	1-2	0-1	0-2-2	2	5	0	1	0	0	9
Aldridge, Jackson	0-0	0-0	0-0	0-0-0	2	0	0	1	0	0	4
Kampen, Elliott	0-0	0-0	0-0	0-0-0	0	0	0	0	0	0	1
Woods, Kameron	3-6	0-0	2-2	3-4-7	2	8	0	2	0	1	19
Stigall, Chase	0-1	0-1	0-0	1-3-4	0	0	0	1	0	0	9
Team				3-3-6							
Totals	21-56	5-19	15-21	20-33-53	17	62	12	11	1	4	200
	(.375)	(.263)	(.714)								

Richmond	21	26	47
Butler	33	29	62

Deadball Rebounds: Richmond 7, Butler 3 **Technical Fouls:** Roosevelt Jones, BU
Officials: Michael Stephens, Tim Clougherty, Lamar Simpson **Attendance:** 7,022

LA SALLE 54, #9 BUTLER 53

January 23, 2013

Tom Gola Arena - Philadelphia, Pa.

BUTLER	FG	3FG	FT	REB	PF	TP	A	TO	BLK	S	MIN
Jones, Roosevelt, f	6-14	0-1	2-3	1-3-4	1	14	5	3	0	2	33
Marshall, Khyle, f	2-5	0-1	0-0	0-3-3	3	4	0	2	0	0	24
Smith, Andrew, c	7-10	0-0	2-4	4-4-8	0	16	2	1	1	1	34
Barlow, Alex, g	0-0	0-0	0-0	0-3-3	2	0	5	2	0	1	34
Dunham, Kellen, g	6-11	3-4	0-0	1-3-4	2	15	3	0	0	1	37
Morgan, Devontae	0-0	0-0	0-0	0-0-0	1	0	0	0	0	0	1
Fromm, Erik	1-1	0-0	0-0	0-0-0	1	2	0	0	0	0	6
Aldridge, Jackson	0-2	0-0	0-0	0-1-1	0	0	1	1	0	0	6
Woods, Kameron	1-2	0-0	0-0	0-5-5	0	2	1	2	1	0	14
Stigall, Chase	0-2	0-2	0-0	0-0-0	1	0	0	2	0	0	11
Team				0-1-1							
Totals	23-47	3-8	4-7	6-23-29	11	53	17	13	2	5	200
	(.489)	(.375)	(.571)								

LA SALLE	FG	3FG	FT	REB	PF	TP	A	TO	BLK	S	MIN
Wright, Jerrell, f	2-5	0-0	0-0	1-1-2	2	4	0	2	0	0	20
Zack, Steve, c	4-8	0-0	0-0	2-1-3	3	8	0	1	2	1	27
Peterson, D. J., g	0-1	0-1	0-0	0-1-1	2	0	3	0	1	2	31
Duren, Tyreek, g	7-14	2-3	0-0	1-4-5	1	16	6	1	2	3	35
Mills, Sam, g	4-8	0-4	3-4	2-3-5	0	11	4	0	0	2	33
Hunt, Garvin	0-0	0-0	0-0	0-0-0	0	0	0	0	0	0	1
Garland, Tyrone	3-10	2-3	1-2	1-1-2	0	9	0	0	0	0	18
Brown, Rohan	0-0	0-0	0-0	0-0-0	0	0	0	0	0	0	1
Galloway, Ramon	3-10	0-4	0-0	0-3-3	3	6	2	4	0	2	34
Team				2-3-5							
Totals	23-56	4-15	4-6	9-17-26	11	54	15	8	5	10	200
	(.411)	(.267)	(.667)								

Butler	28	25	53
La Salle	23	31	54

Deadball Rebounds: Butler 4, La Salle 3 **Technical Fouls:** None
Officials: Lamar Simpson, Tony Chiazza, Rick O'Neil **Attendance:** 3,400

#13 BUTLER 64, #8 GONZAGA 63

January 19, 2013

Hinkle Fieldhouse - Indianapolis, Ind.

GONZAGA	FG	3FG	FT	REB	PF	TP	A	TO	BLK	S	MIN
Olynyk, Kelly, f	5-12	0-1	4-5	2-5-7	4	14	2	1	1	2	27
Harris, Elias, f	8-14	0-2	4-5	3-4-7	4	20	0	1	0	0	22
Pangos, Kevin, g	2-5	1-3	0-0	0-2-2	3	5	6	2	0	1	39
Bell Jr., Gary, g	0-1	0-0	0-0	0-1-1	0	0	2	0	0	0	33
Hart, Mike, g	0-0	0-0	0-1	3-0-3	4	0	0	0	0	1	15
Dranginis, Kyle	0-2	0-1	0-0	0-1-1	1	0	0	0	0	0	4
Edi, Guy Landry	0-1	0-1	1-2	0-0-0	0	1	1	0	0	0	9
Stockton, David	1-2	1-2	0-0	0-0-0	2	3	3	1	0	0	13
Karnowski, Przemek	0-1	0-0	0-0	0-2-2	1	0	0	0	0	0	6
Dower, Sam	8-11	2-2	2-2	0-1-1	0	20	0	2	1	1	24
Barham, Drew	0-2	0-2	0-0	0-0-0	0	0	0	0	0	0	8
Team				0-2-2							
Totals	24-51	3-14	11-15	8-18-26	19	63	14	7	2	5	200
	(.471)	(.286)	(.733)								

BUTLER	FG	3FG	FT	REB	PF	TP	A	TO	BLK	S	MIN
Marshall, Khyle, f	3-9	0-0	2-4	0-1-1	1	8	0	0	1	0	21
Jones, Roosevelt, f	7-10	0-0	6-10	3-2-5	2	20	4	7	1	1	32
Smith, Andrew, c	3-5	1-2	0-2	1-6-7	4	7	0	0	0	0	33
Barlow, Alex, g	2-4	1-3	0-0	0-4-4	2	5	6	3	0	2	33
Dunham, Kellen, g	4-9	4-8	2-3	0-2-2	1	14	1	0	0	1	36
Smeathers, Andrew	0-1	0-1	0-0	0-0-0	0	0	0	1	0	0	3
Fromm, Erik	0-1	0-1	1-2	1-2-3	3	1	1	0	0	0	13
Kampen, Emerson	0-0	0-0	0-0	0-0-0	0	0	0	0	0	0	0+
Woods, Kameron	1-2	0-1	0-0	0-0-0	3	2	0	0	0	0	12
Stigall, Chase	2-3	2-3	1-2	1-2-3	0	7	2	1	0	0	17
Team				2-1-3							
Totals	22-44	8-19	12-23	8-20-28	16	64	14	12	2	4	200
	(.500)	(.421)	(.522)								

Gonzaga	33	30	63
Butler	32	32	64

Deadball Rebounds: Gonzaga 2, Butler 8 **Technical Fouls:** None
Officials: Bill McCarthy, Tim Kelly, Tony Crisp **Attendance:** 10,228

#9 BUTLER 83, TEMPLE 71

January 26, 2013

Hinkle Fieldhouse - Indianapolis, Ind.

TEMPLE	FG	3FG	FT	REB	PF	TP	A	TO	BLK	S	MIN
Lee, Anthony, f	5-9	0-0	2-3	1-6-7	2	12	0	0	0	0	31
O'Brien, Jake, f	1-5	1-3	0-0	0-0-0	3	3	0	1	0	0	18
Wyatt, Khalif, g	7-15	4-6	4-5	0-1-1	3	22	6	4	0	4	37
DiLeo, T.J., g	0-1	0-0	0-0	0-0-0	0	0	2	0	0	0	3
Randell, Scootie, g	5-10	3-5	0-0	3-1-4	2	13	0	2	0	0	40-
Cummings, Will	0-1	0-0	1-2	0-0-0	4	1	2	0	0	0	7
McDonnell, Jimmy	0-0	0-0	0-0	0-0-0	0	0	0	0	0	0	0+
Pepper, Dalton	1-7	1-3	0-0	2-0-2	0	3	0	0	0	0	21
DeCosey, Quenton	1-3	0-1	4-4	0-2-2	1	6	0	0	0	0	13
Hollis-Jefferson, R.	4-8	0-0	3-4	2-3-5	4	11	4	2	0	2	30
Dingle, Daniel	0-0	0-0	0-0	0-0-0	0	0	0	0	0	0	0+
Team				3-1-4							
Totals	24-59	9-18	14-18	11-14-25	19	71	14	9	0	6	200
	(.407)	(.500)	(.778)								

BUTLER	FG	3FG	FT	REB	PF	TP	A	TO	BLK	S	MIN
Marshall, Khyle, f	9-11	0-0	1-2	1-4-5	2	19	0	1	1	0	26
Jones, Roosevelt, f	3-5	0-0	3-5	0-3-3	2	9	3	4	1	0	36
Smith, Andrew, c	2-4	0-1	3-4	1-4-5	3	7	2	3	0	1	29
Barlow, Alex, g	0-2	0-2	0-0	1-2-3	4	0	1	0	0	1	15
Clarke, Rotnei, g	4-14	3-10	13-14	1-2-3	1	24	9	4	0	1	38
Smeathers, Andrew	0-0	0-0	0-0	0-1-1	0	0	0	0	0	0	0+
Morgan, Devontae	0-0	0-0	0-0	0-0-0	0	0	0	0	0	0	0+
Fromm, Erik	0-2	0-1	0-0	4-0-4	1	0	0	0	0	0	11
Aldridge, Jackson	0-0	0-0	0-0	0-0-0	0	0	0	0	0	0	0+
Kampen, Elliott	0-0	0-0	0-0	0-0-0	0	0	0	0	0	0	0+
Dunham, Kellen	6-10	5-6	0-0	1-3-4	2	17	1	2	0	1	28
Kampen, Emerson	0-0	0-0	0-0	0-0-0	0	0	0	0	0	0	0+
Woods, Kameron	2-2	0-0	3-4	1-4-5	3	7	0	0	1	1	14
Stigall, Chase	0-0	0-0	0-0	0-0-0	0	0	0	0	0	0	3
Team				1-1-2							
Totals	26-50	8-20	23-29	11-24-35	18	83	16	14	3	5	200
	(.520)	(.400)	(.793)								

Temple	34	37	71
Butler	37	46	83

</

2012-13 Box Scores

SAINT LOUIS 75, #9 BUTLER 58

January 31, 2013

Chaifetz Arena - St. Louis, Mo.

BUTLER	FG	3FG	FT	REB	PF	TP	A	TO	BLK	S	MIN
Jones, Roosevelt, f	3-7	0-0	1-4	3-2-5	3	7	4	4	0	1	30
Marshall, Khyle, f	1-2	0-0	0-0	0-3-3	3	2	1	5	0	0	10
Smith, Andrew, c	5-13	1-3	1-1	0-6-6	0	12	0	1	0	0	26
Barlow, Alex, g	0-0	0-0	0-0	0-2-2	0	0	2	2	0	0	12
Clarke, Rotnei, g	5-12	3-7	4-5	0-0-0	1	17	3	6	0	0	35
Smeathers, Andrew	1-3	0-2	0-0	0-1-1	0	2	0	0	0	0	3
Morgan, Devontae	1-1	0-0	0-0	0-0-0	1	2	1	0	0	1	10
Fromm, Erik	1-1	0-0	0-0	0-2-2	3	2	0	4	0	0	15
Aldridge, Jackson	0-0	0-0	2-2	0-0-0	0	2	0	0	0	0	4
Dunham, Kellen	2-7	0-1	0-0	2-5-7	2	4	1	0	0	0	28
Woods, Kameron	2-4	0-0	1-1	1-5-6	2	5	1	1	0	0	15
Stigall, Chase	1-1	1-1	0-0	0-3-3	1	3	1	0	0	1	12
Team				2-0-2							
Totals	22-51	5-14	9-13	8-29-37	16	58	14	23	0	4	200
	(.431)	(.357)	(.692)								

SAINT LOUIS	FG	3FG	FT	REB	PF	TP	A	TO	BLK	S	MIN
Glaze, Grandy, f	2-6	0-0	0-0	1-1-2	0	4	0	1	1	1	18
Evans, Dwayne, f	6-8	0-0	3-5	1-4-5	3	15	1	1	0	3	27
Loe, Rob, c	5-9	1-5	1-1	1-2-3	1	12	2	0	0	1	27
Mitchell, Kwamain, g	2-5	0-0	0-0	0-1-1	2	4	1	1	0	1	32
McCall Jr., Mike, g	3-8	3-6	0-0	0-3-3	3	9	1	3	0	0	24
Jeff, Jordair	8-12	2-4	1-4	1-3-4	2	19	2	1	0	2	23
Ellis, Cody	2-9	0-3	3-4	1-4-5	2	7	3	0	0	1	24
Barnett, Jake	2-3	0-1	0-0	0-2-2	1	4	2	2	0	3	14
Remekun, Cory	0-0	0-0	1-2	0-3-3	1	1	0	1	1	2	11
Team				0-1-1							
Totals	30-60	6-19	9-16	5-24-29	15	75	12	10	2	14	200
	(.500)	(.316)	(.563)								

Butler 23 35 58
Saint Louis 34 41 75

Deadball Rebounds: Butler 1, Saint Louis 3 **Technical Fouls:** None
Officials: Ted Valentine, Michael Roberts, Eric Anderson **Attendance:** 10,612

#14 BUTLER 77, ST. BONAVENTURE 58

February 6, 2013

Hinkle Fieldhouse - Indianapolis, Ind.

ST. BONAVENTURE	FG	3FG	FT	REB	PF	TP	A	TO	BLK	S	MIN
Conger, Demetrius, f	5-6	1-1	7-8	0-3-3	1	18	2	2	1	2	36
Johnson, Chris, f	3-9	1-1	2-2	1-2-3	3	9	1	1	0	0	22
Ndoye, Youssou, c	1-4	0-0	0-0	1-0-1	4	2	1	3	1	0	17
Mosley, Eric, g	2-9	1-4	0-0	0-2-2	2	5	0	1	0	0	28
Gathers, Jordan, g	1-2	0-0	2-3	0-3-3	4	4	2	1	0	1	20
Kloof, Charlon	1-2	1-1	2-4	0-0-0	0	5	2	3	1	1	24
Wright, Dion	0-1	0-1	0-0	1-0-1	0	0	0	0	0	0	3
Simmons, Marquise	2-5	0-0	5-8	2-2-4	4	9	0	0	0	0	24
Toupane, Jean Yves	1-2	0-1	0-0	1-0-1	0	2	0	0	0	0	6
Davenport, Michael	2-7	0-0	0-0	0-1-1	0	4	0	1	0	0	20
Team				3-3-6							
Totals	18-47	4-9	18-25	9-16-25	18	58	8	12	3	4	200
	(.383)	(.444)	(.720)								

BUTLER	FG	3FG	FT	REB	PF	TP	A	TO	BLK	S	MIN
Marshall, Khyle, f	5-5	0-0	2-3	1-2-3	1	12	1	1	1	0	20
Jones, Roosevelt, f	2-7	0-0	0-1	1-2-3	1	4	2	0	0	0	14
Smith, Andrew, c	3-3	1-1	6-9	3-4-7	2	13	2	4	1	3	29
Barlow, Alex, g	1-2	1-2	0-0	0-2-2	4	3	1	2	0	0	23
Clarke, Rotnei, g	6-12	3-8	2-2	2-3-5	1	17	5	4	0	2	36
Smeathers, Andrew	0-0	0-0	0-0	0-0-0	0	0	0	0	0	0	1
Morgan, Devontae	0-2	0-1	0-0	0-0-0	0	0	0	0	0	0	2
Fromm, Erik	1-4	1-3	0-0	0-1-1	3	3	0	0	0	0	8
Aldridge, Jackson	0-2	0-2	0-0	0-0-0	2	0	0	1	0	0	6
Dunham, Kellen	3-6	2-4	1-1	0-4-4	0	9	1	1	0	0	20
Woods, Kameron	2-4	0-0	0-0	0-2-2	1	4	0	0	1	0	20
Stigall, Chase	3-5	3-5	3-4	1-3-4	2	12	2	0	0	1	21
Team				3-0-3							
Totals	26-52	11-26	14-20	11-23-34	17	77	14	13	3	6	200
	(.500)	(.423)	(.700)								

St. Bonaventure 30 28 58
Butler 39 38 77

Deadball Rebounds: St. Bonaventure 5, Butler 4 **Technical Fouls:** None
Officials: Jeff Clark, Lamar Simpson, Doug Shows **Attendance:** 6,591

#9 BUTLER 75, RHODE ISLAND 68

February 2, 2013

Hinkle Fieldhouse - Indianapolis, Ind.

RHODE ISLAND	FG	3FG	FT	REB	PF	TP	A	TO	BLK	S	MIN
Hare, Jordan, f	4-5	0-0	0-0	2-1-3	5	8	1	1	1	1	22
Malesevic, Nikola, f	5-10	1-3	7-7	4-2-6	4	18	0	2	0	1	30
Powell, Mike, g	2-6	1-2	9-10	0-0-0	4	14	3	4	0	1	33
Munford, Xavier, g	3-13	1-2	7-8	0-3-3	3	14	3	3	1	1	37
Malone, Andre, g	2-6	0-1	0-0	0-4-4	2	4	0	0	0	1	28
Bigby, Alwayne	0-1	0-1	0-0	0-0-0	3	0	0	0	0	0	10
Buchanan, T.J.	2-5	1-2	0-1	0-3-3	1	5	2	0	0	0	24
Brooks, Ryan	0-1	0-0	1-2	1-0-1	0	1	0	1	1	0	7
Aaman, Mike	2-3	0-0	0-0	2-0-2	1	4	0	0	0	0	9
Team				1-2-3							
Totals	20-50	4-11	24-28	10-15-25	23	68	9	12	3	5	200
	(.400)	(.364)	(.857)								

BUTLER	FG	3FG	FT	REB	PF	TP	A	TO	BLK	S	MIN
Marshall, Khyle, f	4-6	0-0	5-6	1-2-3	1	13	0	1	0	0	20
Jones, Roosevelt, f	5-12	0-0	8-8	3-3-6	4	18	4	3	0	1	34
Smith, Andrew, c	1-5	0-2	6-6	0-3-3	5	8	2	0	1	1	34
Barlow, Alex, g	0-1	0-0	2-2	0-4-4	5	2	0	0	0	0	17
Clarke, Rotnei, g	8-13	5-8	2-3	1-1-2	3	23	2	7	0	2	37
Dunham, Kellen	2-4	0-2	0-0	1-2-3	1	4	0	2	0	0	26
Kampen, Emerson	0-0	0-0	0-0	0-0-0	0	0	0	0	0	0	2+
Woods, Kameron	3-6	0-0	1-2	1-4-5	2	7	2	1	1	0	23
Stigall, Chase	0-0	0-0	0-0	0-2-2	0	0	1	1	0	1	9
Team				2-2-4							
Totals	23-47	5-12	24-27	9-23-32	21	75	11	15	2	5	200
	(.489)	(.417)	(.889)								

Rhode Island 32 36 68
Butler 30 45 75

Deadball Rebounds: Rhode Island 1, Butler 3 **Technical Fouls:** None
Officials: Matt Lee, Tony Chiazza, Damon Williams **Attendance:** 10,000

#14 BUTLER 59, GEORGE WASHINGTON 56

February 9, 2013

Charles E. Smith Center - Washington, D.C.

BUTLER	FG	3FG	FT	REB	PF	TP	A	TO	BLK	S	MIN
Jones, Roosevelt, f	5-10	0-0	2-9	2-5-7	4	12	0	4	2	0	33
Marshall, Khyle, f	2-6	0-0	2-2	5-4-9	1	6	0	1	2	0	26
Smith, Andrew, c	2-8	0-2	2-2	1-4-5	5	6	0	3	0	0	24
Barlow, Alex, g	0-1	0-0	0-0	0-1-1	1	0	1	2	0	1	16
Clarke, Rotnei, g	5-16	2-7	2-2	0-6-6	1	14	4	0	0	3	37
Fromm, Erik	2-4	0-1	0-0	3-2-5	5	4	0	1	0	1	10
Aldridge, Jackson	1-2	1-1	0-0	0-1-1	0	3	0	0	0	0	4
Dunham, Kellen	2-4	1-2	5-6	0-3-3	1	10	0	3	1	1	26
Woods, Kameron	1-3	0-0	0-0	1-4-5	3	2	0	2	1	1	18
Stigall, Chase	1-1	0-0	0-0	0-1-1	2	2	1	2	0	0	6
Team				2-1-3							
Totals	21-55	4-13	13-21	14-32-46	23	59	6	19	6	8	200
	(.382)	(.308)	(.619)								

GEORGE WASHINGTON	FG	3FG	FT	REB	PF	TP	A	TO	BLK	S	MIN
Larsen, Kevin, f	0-4	0-0	0-0	0-1-1	2	0	2	2	0	1	19
Armwood, Isaiah, f	4-11	0-1	6-9	4-7-11	1	14	2	1	0	2	37
Savage, Kethan, g	1-3	0-0	0-0	1-2-3	0	2	1	1	0	1	9
Garino, Patricia, g	3-10	1-2	2-2	3-4-7	5	9	1	2	2	1	26
McDonald, Joe, g	3-10	0-3	4-6	1-3-4	2	10	0	4	0	1	29
Smith, Dwayne	3-10	0-2	1-3	3-2-5	1	7	0	0	2	0	20
Bynes, Bryan	1-3	0-0	2-2	2-1-3	2	4	0	1	0	0	19
Kromah, Lasan	2-6	0-1	6-8	2-3-5	3	10	1	2	0	3	29
Mikic, Nemanja	0-4	0-3	0-0	0-0-0	1	0	0	0	1	0	7
Kopriva, John	0-0	0-0	0-0	0-0-0	1	0	0	0	1	0	5
Team				1-1-2							
Totals	17-61	1-12	21-30	17-24-41	18	56	7	13	6	9	200
	(.279)	(.083)	(.700)								

Butler 31 28 59
George Washington 22 34 56

Deadball Rebounds: Butler 4, George Washington 4 **Technical Fouls:** None
Officials: Joe DeMayo, Tony Dawkins, Damon Williams, Tony Crisp (Alt.) **Attendance:** 4,488

2012-13 Box Scores

CHARLOTTE 71, #10/11 BUTLER 67

February 13, 2013

Hinkle Fieldhouse - Indianapolis, Ind.

CHARLOTTE	FG	3FG	FT	REB	PF	TP	A	TO	BLK	S	MIN
Clark, Darion, f	4-7	0-0	2-4	2-7-9	1	10	1	3	1	0	28
Nickerson, E. Victor, f	2-6	0-0	4-5	0-2-2	1	8	1	3	0	2	33
Clayton, Willie, f	5-6	0-0	1-2	3-3-6	4	11	0	2	0	0	21
Ingram, Denzel, g	3-4	1-1	2-4	0-0-0	1	9	1	0	0	1	31
Henry, Pierria, g	6-12	1-2	4-7	0-4-4	1	17	3	1	0	4	33
Thorne, Mike	1-1	0-0	0-0	0-1-1	1	2	0	0	0	0	6
Williams, Terrence	1-3	0-0	1-2	0-3-3	4	3	0	1	0	0	16
Braswell, Chris	4-8	0-1	3-5	0-6-6	3	11	2	2	0	0	25
Benkovic, Ivan	0-1	0-1	0-0	0-2-2	1	0	0	0	0	0	7
Team				0-1-1							
Totals	26-48	2-5	17-29	5-29-34	17	71	8	12	1	7	200
	(.542)	(.400)	(.586)								

BUTLER	FG	3FG	FT	REB	PF	TP	A	TO	BLK	S	MIN
Jones, Roosevelt, f	7-13	0-0	3-6	4-5-9	5	17	2	1	1	1	37
Marshall, Khyle, f	3-9	0-0	1-3	1-1-2	1	7	0	0	0	2	21
Fromm, Erik, c	5-8	3-6	0-0	3-6-9	4	13	0	1	0	0	24
Clarke, Rotnei, g	5-14	5-13	3-3	0-2-2	4	18	3	4	0	0	35
Dunham, Kellen, g	3-7	2-5	4-4	0-2-2	2	12	0	1	0	1	32
Smeathers, Andrew	0-3	0-2	0-0	0-1-1	0	0	0	0	0	0	5
Barlow, Alex	0-0	0-0	0-0	0-1-1	2	0	2	0	0	0	10
Aldridge, Jackson	0-0	0-0	0-0	0-0-0	0	0	1	1	0	0	3
Kampen, Emerson	0-0	0-0	0-0	0-0-0	0	0	0	0	0	0	4
Woods, Kameron	0-2	0-0	0-1	1-2-3	2	0	0	2	1	1	21
Stigall, Chase	0-3	0-3	0-0	0-1-1	1	0	1	1	0	0	12
Team				1-1-2							
Totals	23-59	10-29	11-17	10-22-32	21	67	9	11	2	5	200
	(.390)	(.345)	(.647)								

Charlotte 29 42 71
Butler 27 40 67

Deadball Rebounds: Charlotte 7, Butler 3 Technical Fouls: None
Officials: John Hughes, Brent Hampton, Justin Porterfield Attendance: 7,009

#15 BUTLER 68, DUQUESNE 49

February 19, 2013

Hinkle Fieldhouse - Indianapolis, Ind.

DUQUESNE	FG	3FG	FT	REB	PF	TP	A	TO	BLK	S	MIN
Jones, Jerry, f	4-7	1-4	0-0	0-5-5	1	9	0	2	0	1	30
Winters, Quevyn, f	1-3	0-2	0-0	0-4-4	2	2	0	1	0	0	13
Marhold, Andre, c	1-5	0-0	0-0	1-0-1	3	2	0	1	4	0	15
Colter, Derrick, g	4-11	3-6	0-0	1-1-2	3	11	2	2	0	0	36
Jones, Jeremiah, g	2-7	0-2	5-6	1-3-4	2	9	1	1	0	0	25
Binney, Marvin	0-1	0-1	0-0	0-2-2	1	0	0	0	0	0	12
Pantophlet, Kadeem	3-7	1-4	0-0	0-2-2	0	7	1	1	1	1	30
Johnson, Sean	3-7	0-2	1-2	2-0-2	2	7	3	2	0	0	23
Datt, Mamadou	1-3	0-0	0-0	0-4-4	1	2	1	0	0	0	16
Team				1-1-2							
Totals	19-51	5-21	6-8	6-22-28	15	49	8	10	5	4	200
	(.373)	(.238)	(.750)								

BUTLER	FG	3FG	FT	REB	PF	TP	A	TO	BLK	S	MIN
Jones, Roosevelt, f	3-7	0-0	0-0	4-4-8	1	6	5	3	0	0	30
Marshall, Khyle, f	6-9	0-0	2-4	1-1-2	1	14	1	0	0	2	23
Smith, Andrew, c	1-9	1-3	5-6	0-10-10	0	8	2	0	1	1	29
Barlow, Alex, g	2-5	2-5	0-0	3-4-7	3	6	3	0	0	1	29
Clarke, Rotnei, g	5-11	4-8	2-2	0-1-1	0	16	1	3	0	0	35
Smeathers, Andrew	0-0	0-0	1-2	0-0-0	0	1	0	0	0	0	1
Morgan, Devontae	0-1	0-0	0-0	0-0-0	1	0	0	0	0	0	1
Aldridge, Jackson	0-0	0-0	0-0	0-0-0	1	0	0	0	0	0	1
Fromm, Erik	0-0	0-0	0-0	0-0-0	0	0	0	0	0	0	4
Kampen, Elliott	0-0	0-0	0-0	0-0-0	0	0	0	0	0	0	1
Dunham, Kellen	4-8	3-5	0-0	0-2-2	1	11	0	1	0	0	16
Kampen, Emerson	0-0	0-0	0-0	0-0-0	0	0	0	0	0	0	1
Woods, Kameron	3-5	0-0	0-0	2-2-4	1	6	3	1	0	1	22
Stigall, Chase	0-0	0-0	0-0	0-0-0	0	0	0	0	0	0	7
Team				0-2-2							
Totals	24-55	10-21	10-14	10-26-36	9	68	15	8	1	5	200
	(.436)	(.476)	(.714)								

Duquesne 22 27 49
Butler 36 32 68

Deadball Rebounds: Duquesne 4, Butler 1 Technical Fouls: None
Officials: Brian O'Connell, Ed Hightower, Tim Clougherty Attendance: 7,193

#10/11 BUTLER 68, FORDHAM 63

February 16, 2013

Rose Hill Gym - Bronx, N.Y.

BUTLER	FG	3FG	FT	REB	PF	TP	A	TO	BLK	S	MIN
Jones, Roosevelt, f	5-9	0-0	3-7	6-2-8	2	13	3	1	0	0	38
Marshall, Khyle, f	2-5	0-0	0-0	0-3-3	3	4	0	0	0	0	16
Smith, Andrew, c	3-7	0-2	6-6	0-2-2	3	12	1	2	0	0	30
Barlow, Alex, g	0-1	0-1	1-2	0-1-1	3	1	3	0	2	23	
Fromm, Erik	6-16	4-10	6-6	1-5-6	1	22	4	3	0	1	36
Dunham, Kellen	0-2	0-0	0-0	0-4-4	2	0	0	1	0	0	15
Woods, Kameron	2-8	2-7	3-7	0-3-3	1	9	1	1	0	0	21
Stigall, Chase	2-2	0-0	3-6	4-6-10	4	7	1	3	0	1	18
Team	0-1	0-1	0-0	0-1-1	0	0	0	0	0	0	3
Totals	20-51	6-21	22-34	13-29-42	19	68	11	14	0	4	200
	(.392)	(.286)	(.647)								

FORDHAM	FG	3FG	FT	REB	PF	TP	A	TO	BLK	S	MIN
Leonard, Travion, f	5-8	0-0	0-0	5-4-9	2	10	2	1	0	0	23
Canty, Ryan, f	1-1	0-0	0-0	0-2-2	4	2	0	0	0	0	10
Frazier, Branden, g	1-9	0-4	2-3	0-2-2	2	4	8	2	0	2	39
Thomas, Mandell, g	4-13	3-5	1-1	2-2-4	3	12	1	2	1	0	39
Myers, Jermaine, g	0-4	0-3	0-0	0-1-1	2	0	1	1	0	0	17
Zivkovic, Luka	0-2	0-2	0-0	0-0-0	1	0	0	0	0	0	1
Smith, Bryan	1-6	1-5	3-4	0-3-3	5	6	2	2	1	1	24
Rhoomes, Ryan	3-3	0-0	2-3	4-4-8	1	8	0	0	1	1	20
Gaston, Chris	9-17	0-0	3-4	2-4-6	3	21	0	2	0	0	27
Team				1-2-3							
Totals	24-63	4-19	11-15	14-24-38	23	63	14	11	3	4	200
	(.381)	(.211)	(.733)								

Butler 30 38 68
Fordham 26 37 63

Deadball Rebounds: Butler 6, Fordham 0 Technical Fouls: Marshall (B), Leonard (F), Bench (F)
Officials: Frank Scagliotta, Sean Cassidy, David Walker Attendance: 3,200

SAINT LOUIS 65, #15 BUTLER 61

February 22, 2013

Hinkle Fieldhouse - Indianapolis, Ind.

SAINT LOUIS	FG	3FG	FT	REB	PF	TP	A	TO	BLK	S	MIN
Glaze Grandy, f	1-3	0-0	0-0	0-3-3	4	2	3	0	0	2	19
Evans, Dwayne, f	7-13	0-0	3-5	3-1-4	1	17	1	0	2	2	32
Loe, Rob, c	3-6	1-4	0-1	2-4-6	3	7	1	1	1	1	32
Mitchell, Kwamain, g	5-9	0-2	2-5	0-4-4	4	12	0	0	0	0	26
McCall Jr., Mike, g	5-10	2-6	6-8	1-2-3	1	18	1	0	0	1	35
Jett, Jordair	3-10	0-2	1-2	1-2-3	4	7	3	2	0	0	24
Ellis, Cody	0-4	0-2	0-0	0-2-2	1	0	0	0	0	0	17
Barnett, Jake	0-1	0-1	2-3	1-0-1	2	2	1	1	0	1	8
Remekun, Cory	0-0	0-0	0-2	0-1-1	0	0	0	0	0	0	7
Team				1-1-2							
Totals	24-56	3-17	14-26	9-20-29	20	65	10	4	3	5	200
	(.429)	(.176)	(.538)								

BUTLER	FG	3FG	FT	REB	PF	TP	A	TO	BLK	S	MIN
Jones, Roosevelt, f	3-8	0-0	7-11	2-4-6	5	13	3	1	4	1	33
Marshall, Khyle, f	2-4	0-0	1-2	1-2-3	1	5	0	1	0	0	19
Smith, Andrew, c	4-8	0-2	1-2	4-5-9	4	9	3	3	1	1	35
Barlow, Alex, g	0-1	0-0	0-0	1-1-2	4	0	0	0	0	0	19
Clarke, Rotnei, g	5-11	3-6	0-0	0-7-7	3	13	2	6	0	0	36
Fromm, Erik	0-1	0-1	0-1								

2012-13 Box Scores

#25 VCU 84, #20/21 BUTLER 52 March 2, 2013 Siegel Center - Richmond, Va.

BUTLER	FG	3FG	FT	REB	PF	TP	A	TO	BLK	S	MIN
Jones, Roosevelt, f	6-10	0-0	2-5	3-3-6	4	14	2	4	0	0	30
Marshall, Khyle, f	5-9	0-0	3-6	3-3-6	0	13	0	2	0	0	25
Smith, Andrew, c	3-4	0-0	0-0	2-1-3	1	6	2	2	0	0	19
Barlow, Alex, g	0-1	0-0	0-0	1-2-3	3	0	2	2	0	1	18
Clarke, Rotnei, g	2-8	1-5	0-0	1-1-2	1	5	2	3	0	0	22
Smeathers, Andrew	0-3	0-2	0-0	0-1-1	0	0	0	1	0	0	4
Morgan, Devontae	0-0	0-0	1-4	1-2-3	2	1	0	0	0	0	8
Fromm, Erik	0-3	0-2	1-2	0-1-1	2	1	0	3	0	0	14
Aldridge, Jackson	0-0	0-0	0-0	1-0-1	0	0	0	0	0	0	5
Dunham, Kellen	3-7	1-3	0-1	0-1-1	0	7	0	0	1	1	21
Woods, Kameron	0-2	0-0	0-0	3-7-10	0	0	0	2	0	1	19
Stigall, Chase	1-2	1-2	2-2	0-1-1	0	5	1	1	0	0	15
Team				3-1-4				3			
Totals	20-49	3-14	9-20	18-24-42	13	52	9	23	1	3	200
	(.408)	(.214)	(.450)								

VCU	FG	3FG	FT	REB	PF	TP	A	TO	BLK	S	MIN
Graham, Treveon, f	4-9	3-4	0-1	1-6-7	2	11	0	2	0	2	23
Reddic, Juvonte, f	5-8	0-0	1-2	2-2-4	2	11	0	0	3	2	28
Theus, Darius, g	3-4	0-1	2-2	0-1-1	0	8	9	2	2	5	24
Brandenberg, Rob, g	3-9	1-3	1-2	3-1-4	0	8	0	0	1	0	22
Daniels, Troy, g	5-9	4-8	6-6	1-2-3	3	20	1	3	0	1	27
Weber, Briante	4-6	1-3	2-2	0-0-0	3	11	2	0	0	2	22
Okerekefor, Teddy	2-5	0-2	2-3	2-1-3	1	6	0	1	0	0	5
Guest, Jarred	0-1	0-0	0-0	1-1-2	1	0	1	0	0	0	12
Tuoyo, Justin	0-0	0-0	0-0	0-0-0	2	0	0	0	0	0	4
Johnson, Melvin	2-8	1-2	2-2	0-0-0	3	7	2	0	0	2	21
Haley, D.J.	1-1	0-0	0-0	0-2-2	4	2	0	0	1	1	9
Hinton, David	0-0	0-0	0-0	0-0-0	0	0	0	0	1	0	3
Team				1-1-2							
Totals	29-60	10-23	16-20	11-17-28	21	84	15	8	8	17	200
	(.483)	(.435)	(.800)								

Butler	21	31	52
VCU	45	39	84

Deadball Rebounds: Butler 5, VCU 0 **Technical Fouls:** None
Officials: Lamar Simpson, Matt Oblas, Earl Walton **Attendance:** 7,693

BUTLER 67, XAVIER 62 March 9, 2013 Hinkle Fieldhouse - Indianapolis, Ind.

XAVIER	FG	3FG	FT	REB	PF	TP	A	TO	BLK	S	MIN
Taylor, Travis, f	3-13	0-0	0-0	2-6-8	5	6	1	3	0	1	33
Robinson, Jeff, f	0-1	0-1	1-2	1-1-2	3	1	0	1	0	1	21
Philmore, Isaiah, f	7-12	0-0	2-2	3-8-11	1	16	0	0	1	0	34
Christon, Semaj, g	6-12	1-1	7-8	0-2-2	4	20	5	2	0	2	33
Davis, Dee, g	2-5	2-2	0-0	0-1-1	2	6	2	3	0	1	34
Farr, James	0-0	0-0	0-0	0-0-0	0	0	0	0	0	0	0+
Redford, Brad	0-2	0-2	0-0	0-2-2	1	0	0	1	0	0	18
Martin, Justin	2-6	1-4	0-0	0-1-1	4	5	0	2	0	0	19
Stenger, Erik	2-2	0-0	4-4	0-2-2	3	8	0	0	1	0	8
Team				0-1-1							
Totals	22-53	4-10	14-16	6-24-30	23	62	8	12	2	5	200
	(.415)	(.400)	(.875)								

BUTLER	FG	3FG	FT	REB	PF	TP	A	TO	BLK	S	MIN
Jones, Roosevelt, f	1-3	0-0	1-2	0-5-5	2	3	4	5	0	2	39
Kampen, Emerson, f	0-0	0-0	0-0	0-0-0	1	0	0	0	0	0	2
Smith, Andrew, c	3-9	0-2	1-3	0-5-5	4	7	1	2	0	0	30
Clarke, Rotnei, g	5-14	3-8	8-8	0-4-4	2	21	1	0	0	1	34
Stigall, Chase, g	0-1	0-1	0-0	0-0-0	0	0	1	0	0	0	4
Barlow, Alex	0-0	0-0	2-4	0-5-5	2	2	1	0	0	2	19
Fromm, Erik	2-4	1-2	0-0	0-1-1	3	5	0	2	0	0	13
Marshall, Khyle	2-3	0-0	2-5	0-1-1	2	6	0	0	0	0	14
Dunham, Kellen	2-4	2-3	2-2	0-1-1	1	8	1	2	0	0	24
Woods, Kameron	6-7	0-0	3-4	3-2-5	1	15	1	1	3	0	21
Team				3-0-3							
Totals	21-45	6-16	19-28	6-24-30	18	67	11	13	3	5	200
	(.467)	(.375)	(.679)								

Xavier	25	37	62
Butler	26	41	67

Deadball Rebounds: Xavier 1, Butler 5 **Technical Fouls:** None
Officials: Dwayne Gladden, Eric Anderson, Clarence Armstrong **Attendance:** 10,000

BUTLER 73, MASSACHUSETTS 62 March 7, 2013 Mullins Center - Amherst, Mass.

BUTLER	FG	3FG	FT	REB	PF	TP	A	TO	BLK	S	MIN
Jones, Roosevelt, f	2-4	0-0	2-3	3-4-7	1	6	8	2	1	0	37
Marshall, Khyle, f	6-7	0-0	2-4	3-0-3	5	14	0	0	0	0	20
Smith, Andrew, c	2-8	0-1	9-13	5-10-15	4	13	3	0	0	0	37
Clarke, Rotnei, g	6-16	3-12	2-2	1-1-2	3	17	3	6	0	2	39
Dunham, Kellen, g	1-7	0-6	0-0	2-1-3	1	2	1	1	0	1	18
Smeathers, Andrew	0-0	0-0	0-0	0-0-0	0	0	0	0	0	0	0+
Morgan, Devontae	0-0	0-0	0-0	0-0-0	0	0	0	0	0	0	0+
Barlow, Alex	2-2	0-0	0-0	0-1-1	2	4	3	2	0	4	24
Fromm, Erik	0-0	0-0	0-0	0-0-0	0	0	0	0	0	0	2
Aldridge, Jackson	0-0	0-0	0-0	0-0-0	0	0	0	0	0	0	0+
Kampen, Elliott	0-0	0-0	0-0	0-0-0	0	0	0	0	0	0	0+
Kampen, Emerson	0-0	0-0	0-0	0-0-0	0	0	0	0	0	0	0+
Woods, Kameron	7-11	0-0	3-3	1-2-3	3	17	0	0	0	1	21
Stigall, Chase	0-0	0-0	0-0	0-0-0	0	0	0	0	0	0	2
Team				2-1-3				1			
Totals	26-55	3-19	18-25	17-20-37	19	73	18	12	1	8	200
	(.473)	(.158)	(.720)								

MASSACHUSETTS	FG	3FG	FT	REB	PF	TP	A	TO	BLK	S	MIN
Vinson, Terrell, f	6-9	0-2	5-6	1-3-4	4	12	2	3	1	2	32
Carter, Sampson, f	6-9	0-2	5-6	0-2-2	2	17	0	1	2	0	26
Lalanne, Cady, c	2-4	0-0	1-2	0-4-4	3	5	0	1	2	0	22
Williams, Chaz, g	2-9	0-4	4-4	1-3-4	1	8	5	5	0	4	38
Riley, Freddie, g	2-6	1-5	0-0	0-1-1	0	5	0	1	0	1	32
Esho, Maxie	0-3	0-1	2-2	1-1-2	5	2	1	1	0	0	16
Bergantino, Tyler	1-1	0-0	0-0	0-0-0	0	2	0	0	0	0	1
Davis, Trey	2-3	2-3	0-0	1-0-1	2	6	3	1	0	0	15
Putney, Raphael	2-3	0-0	1-1	0-0-0	2	5	1	1	0	0	18
Team				1-1-2							
Totals	20-44	4-18	18-21	5-15-20	18	62	15	14	5	7	200
	(.455)	(.222)	(.857)								

Butler	30	43	73
Massachusetts	22	40	62

Deadball Rebounds: Butler 4, UMass 2 **Technical Fouls:** None
Officials: Leslie Jones, Jamie Luckie, Tim Clougherty **Attendance:** 9,341

BUTLER 73, DAYTON 67 March 14, 2013 Barclays Center - Brooklyn, N.Y.

DAYTON	FG	3FG	FT	REB	PF	TP	A	TO	BLK	S	MIN
Benson, Josh, f	9-17	0-0	0-2	2-3-5	2	18	0	0	0	1	28
Pierre, Dyshawn, f	3-10	0-1	6-6	0-3-3	1	12	2	0	0	1	36
Scott, Devon, c	1-1	0-0	1-2	1-0-1	0	3	0	0	2	0	15
Dillard, Kevin, g	5-9	2-3	3-4	0-2-2	2	15	2	5	0	2	39
Sanford, Vee, g	5-9	0-0	1-1	1-2-3	3	11	2	2	0	0	25
Price, Khari	1-1	0-0	0-0	0-1-1	3	2	0	0	0	1	16
Oliver, Devin	1-4	0-0	0-0	1-4-5	5	2	0	1	0	0	14
Robinson, Jalien	2-4	0-0	0-2	4-5-9	2	4	1	1	0	1	23
Derenbecker, Matt	0-0	0-0	0-0	0-0-0	0	0	0	0	0	0	4
Team				0-6-6							
Totals	27-55	2-4	11-17	9-26-35	18	67	7	9	2	6	200
	(.491)	(.500)	(.647)								

BUTLER	FG	3FG	FT	REB	PF	TP	A	TO	BLK	S	MIN
Jones, Roosevelt, f	2-7	0-0	0-0	0-1-1	2	4	6	3	0	0	35
Marshall, Khyle, f	3-8	0-0	3-4	4-2-6	0	9	2	0	0	1	19
Smith, Andrew, c	6-11	2-3	4-6	2-4-6	2	18	0	1	0	0	31
Clarke, Rotnei, g	7-14	6-12	1-2	0-1-1	2	21	5	3	0	1	35
Dunham, Kellen, g	1-7	1-6	6-7	2-3-5	4	9	1	0	0	1	22
Barlow, Alex	0-1	0-0	0-0	0-1-1	2	0	2	0	0	2	20
Fromm, Erik	4-6	1-3	0-0	0-0-0	0	9	0	0	0	0	10
Woods, Kameron	1-3	0-0	1-2	1-6-7	2	3	1	0	2	1	20
Stigall, Chase	0-0	0-0	0-0	0-1-1	1	0	0	1	0	0	8
Team				1-2-3							
Totals	24-57	10-24	15-21	10-21-31	15	73	17	8	2	6	200
	(.421)	(.417)	(.714)								

Dayton	30	37	67
Butler	33	40	73

Deadball Rebounds: Dayton 4, Butler 3 **Technical Fouls:** None
Officials: Dwayne Gladden, Eric Anderson, Paul Faia **Attendance:** 5,751

2012-13 Box Scores

BUTLER 69, LA SALLE 58 March 15, 2013 Barclays Center - Brooklyn, N.Y.

BUTLER	FG	3FG	FT	REB	PF	TP	A	TO	BLK	S	MIN
Jones, Roosevelt, f	5-8	0-0	0-0	1-5-6	4	10	3	7	0	1	35
Marshall, Khyle, f	6-7	0-0	1-1	2-3-5	3	13	0	1	1	0	18
Smith, Andrew, c	3-9	0-1	5-5	2-6-8	1	11	2	2	0	1	32
Clarke, Rotnei, g	6-16	2-9	0-0	0-1-1	1	14	2	2	0	1	36
Dunham, Kellen, g	3-9	1-4	2-2	0-2-2	2	9	0	0	0	1	27
Barlow, Alex	0-1	0-1	0-0	0-2-2	2	0	3	0	0	0	17
Fromm, Erik	1-2	0-0	0-0	1-3-4	1	2	0	0	0	0	7
Woods, Kameron	4-5	0-0	2-2	3-6-9	0	10	0	1	1	0	23
Stigall, Chase	0-0	0-0	0-0	0-0-0	0	0	0	0	0	0	5
Team				3-1-4				1			
Totals	28-57	3-15	10-10	12-29-41	15	69	10	14	2	4	200
	(.491)	(.200)	(1.000)								

LA SALLE	FG	3FG	FT	REB	PF	TP	A	TO	BLK	S	MIN
Wright, Jerrell, f	5-7	0-0	4-6	5-6-11	3	14	1	1	2	2	27
Peterson, D. J., g	0-1	0-1	0-0	0-2-2	3	0	0	2	1	0	20
Duren, Tyreek, g	7-12	2-5	0-1	0-3-3	1	16	0	1	0	3	39
Mills, Sam, g	1-8	1-4	0-0	1-1-2	3	3	3	2	0	1	36
Galloway, Ramon, g	1-10	0-7	2-3	0-2-2	1	4	6	4	3	0	37
Dunn, Taylor	1-1	1-1	0-0	0-2-2	0	3	0	0	0	0	3
Hunt, Garvin	0-0	0-0	0-0	0-0-0	2	0	0	0	0	1	5
Garland, Tyrone	5-10	3-5	4-5	0-0-0	2	17	0	1	0	2	25
Brown, Rohan	0-1	0-0	1-2	0-0-0	0	1	1	0	0	0	8
Team				0-1-1							
Totals	20-50	7-23	11-17	6-17-23	15	58	11	11	6	9	200
	(.400)	(.304)	(.647)								

Butler 37 32 69
La Salle 35 23 58

Deadball Rebounds: Butler 0, La Salle 1 **Technical Fouls:** Butler Bench
Officials: Jeff Clark, Paul Faia, Brett Hampson **Attendance:** 5,423

#16 SAINT LOUIS 67, BUTLER 56 March 16, 2013 Barclays Center - Brooklyn, N.Y.

BUTLER	FG	3FG	FT	REB	PF	TP	A	TO	BLK	S	MIN
Jones, Roosevelt, f	4-9	0-0	0-0	1-7-8	5	8	1	2	1	2	30
Marshall, Khyle, f	3-5	0-0	1-1	2-4-6	1	7	0	3	1	1	20
Smith, Andrew, c	3-8	2-4	0-2	0-2-2	4	8	2	2	0	0	24
Clarke, Rotnei, g	7-15	2-6	0-0	1-4-5	1	16	1	3	1	0	33
Dunham, Kellen, g	0-6	0-3	3-4	2-2-4	3	3	1	4	0	0	31
Smeathers, Andrew	2-3	1-2	0-0	0-0-0	0	5	0	0	0	0	2
Morgan, Devontae	0-1	0-0	0-0	0-1-1	0	0	0	0	0	0	1
Barlow, Alex	0-2	0-2	0-0	0-2-2	3	0	0	2	0	1	11
Fromm, Erik	0-0	0-0	0-0	1-2-3	1	0	0	0	0	0	10
Aldridge, Jackson	0-0	0-0	0-0	0-1-1	2	0	1	2	0	0	8
Kampen, Emerson	0-0	0-0	0-0	0-0-0	0	0	0	0	0	0	0+
Woods, Kameron	2-4	0-0	3-4	3-2-5	1	7	1	2	0	2	22
Stigall, Chase	0-1	0-1	2-2	0-1-1	1	2	2	0	0	0	8
Team				0-1-1							
Totals	21-54	5-18	9-13	10-29-39	22	56	9	20	3	6	200
	(.389)	(.278)	(.692)								

SAINT LOUIS	FG	3FG	FT	REB	PF	TP	A	TO	BLK	S	MIN
Glaze, Grandy, f	1-1	0-0	0-0	0-1-1	0	2	0	0	0	0	9
Evans, Dwayne, f	7-10	1-1	9-11	1-10-11	1	24	0	3	0	3	33
Loe, Rob, c	1-8	0-4	1-4	1-2-3	2	3	2	2	0	0	26
Mitchell, Kwamain, g	3-8	1-3	2-2	0-2-2	4	9	5	1	0	5	33
McCall Jr., Mike, g	3-6	1-2	2-3	0-2-2	1	9	1	1	0	2	28
Jeft, Jordair	0-2	0-0	2-2	0-1-1	2	2	0	3	0	0	19
LePak, Joey	0-0	0-0	0-0	0-0-0	0	0	0	0	0	0	1
Duff, Sean	0-0	0-0	1-2	0-1-1	0	1	0	0	0	0	1
Ellis, Cody	4-8	4-8	1-2	0-5-5	3	13	1	1	0	3	26
Barnett, Jake	1-1	0-0	1-2	0-1-1	0	3	0	0	0	0	9
Remekun, Cory	0-1	0-0	1-2	2-0-2	2	1	0	0	0	2	14
Manning, John	0-0	0-0	0-0	0-0-0	0	0	0	0	0	0	1
Team				0-1-1				2			
Totals	20-45	7-18	20-31	4-26-30	15	67	9	13	0	14	200
	(.444)	(.389)	(.645)								

Butler 25 31 56
Saint Louis 27 40 67

Deadball Rebounds: Butler 1, Saint Louis 3 **Technical Fouls:** None
Officials: Dwayne Gladden, Gary Prager, Jeffrey Anderson **Attendance:** 7,131

2012-13 Butler Basketball

The Last Time...

TEAM

100 Points Scored

By BU..... 101 vs. Evansville, 12/8/01
By Opp..... 107, UIC, 3/2/96

30-Point Win

By BU..... 87-55 vs. IUPUI, 12/5/12
By Opp..... 84-52, at VCU, 3/2/13

60% Field Goal Shooting

By BU..... .675 (27-40) vs. Wright State, 2/6/10
By Opp..... .600 (24-40) vs. Texas Tech, 11/24/07

50% Three-Point Shooting (10 Attempts)

By BU..... .538 (7-13) at Dayton, 1/12/13
By Opp..... .500 (9-18) vs. Temple, 1/26/13

90% Free Throw Shooting (15 Attempts)

By BU..... .900 (18-20) vs. UIC, 2/21/12
By Opp..... .952 (20-21) vs. Illinois (Maui Inv.), 11/21/12

12 Three-Point Field Goals

By BU..... 12 vs. North Carolina (Maui Inv.), 11/20/12
By Opp..... 12, Hanover, 11/27/12

15 Steals

By BU..... 15 vs. Tennessee-Martin, 12/18/00
By Opp..... 17, at VCU, 3/2/13

Overtime Game

Butler Win 88-86 vs. Indiana, 12/15/12
Butler Loss 68-62 vs. Pittsburgh (CBI), 3/21/12

Double Overtime Game

Butler Win 83-80 vs. Kent State, 11/25/06
Butler Loss 86-83 at Wright State, 2/11/06

Triple Overtime Game

Butler Win 68-65 vs. UW-Green Bay*, 2/28/99
Butler Loss None

Butler Was Ranked

AP Top 25 (#20), Feb. 25, 2013
USA Today Top 25 (#21), Feb. 25, 2013

Butler Victory Over A Ranked Team

AP Top 25 #8 Gonzaga, 64-63, Jan. 19, 2013
ESPN/USA Today #8 Gonzaga, 64-63, Jan. 19, 2013

INDIVIDUAL

40 Points Scored

By BU..... 42, Matthew Graves vs. Cleveland St., 1/15/98
By Opp..... 49, Chris Collier, Georgia State, 1/2/91

30 Points Scored

By BU..... 30, Shelvin Mack vs. Pittsburgh (NCAA), 3/19/11
By Opp..... 31, Klay Thompson, Washington St., 12/25/09

Two Players With 20 Points

By BU..... Andrew Smith (24)/Rotnei Clarke (28)
..... at Saint Joseph's, 1/9/13
By Opp..... Anthony Hill (22)/Tony Meier (20),
..... at Milwaukee, 1/3/11

15 Rebounds

By BU..... 15, Andrew Smith at Massachusetts, 3/7/13
By Opp..... 16, Ryan Broekhoff, Valparaiso, 3/3/12

10 Assists

By BU..... 10, Ronald Nored vs. Indiana State, 2/18/12
By Opp..... 10, Tim Bass, Hanover, 11/27/12

Six Three-Point Field Goals

By BU..... 6, Rotnei Clarke vs. Dayton, 3/14/13
By Opp..... 6, Chris Singleton, Florida State, 12/23/10

Seven Steals

By BU..... 7, Thomas Jackson vs. UW-Green Bay, 2/17/01
By Opp..... 7, Mark Miller, UIC, 1/29/98

Five Blocked Shots

By BU..... 5, Matt Howard at Green Bay, 2/2/09
By Opp..... 5, Damian Eargle, Youngstown State, 2/3/11

Double-Double

By BU..... 13 pts./15 reb., Andrew Smith
..... at Massachusetts, 3/7/13
By Opp..... 24 pts./11 reb., Dwayne Evans,
..... Saint Louis, 3/16/13

Triple-Double

By BU..... 33 pts./10 reb./10 ast., Tim McRoberts
..... vs. Oral Roberts, 2/20/84
By Opp..... 10 pts./10 reb./10 ast., Kaylon Williams
..... at Milwaukee, 1/3/11

*--Conference Tournament.
(NCAA)--NCAA Tournament.