





INDIVIDUAL RECORDS

MOST GAMES PLAYED

Season: 38, Matt Howard, 2009-10; Shelvin Mack, 2009-10 & 2010-11; Ronald Nored, 2009-10; Zach Hahn, 2009-10; Avery Jukes, 2009-10; Shawn Vanzant, 2009-10 & 2010-11; Andrew Smith, 2010-11; Chase Stigall, 2010-11; Khyle Marshall, 2010-11

Career: 143, Ronald Nored, 2008-12

MOST GAMES STARTED

Season: 38, Matt Howard, 2009-10; Shelvin Mack, 2009-10

Career: 134, Roosevelt Jones, 2011-16

MOST POINTS

Game: 54, Darrin Fitzgerald vs. Detroit, 2/9/87

Season: 770, Darin Archbold, 1991-92

Career: 2,321, Chad Tucker, 1983-88

BEST SCORING AVERAGE

Season: 27.8, Billy Shepherd, 1969-70

Career: 24.1, Billy Shepherd, 1969-72

MOST FIELD GOALS

Game: 20, Oscar Evans vs. Indianapolis, 12/6/71

Season: 287, Billy Shepherd, 1969-70

Career: 912, Chad Tucker, 1983-88

MOST FIELD GOAL ATTEMPTS

Game: 36, Billy Shepherd vs. Indiana State, 1/7/70 & 2/7/70

Season: 652, Billy Shepherd, 1969-70

Career: 1,722, Darrin Fitzgerald, 1983-87

BEST FIELD GOAL PERCENTAGE

Game (Min. 10 made): 1.000 (13-13), Ted Guzek vs. Michigan, 12/15/56

Season (4.0 made/game): .657 (155-236), Duane Lightfoot, 2002-03

Career (300 made): .623 (345-554), Tyler Wideman, 2014-18

MOST THREE-POINT FIELD GOALS

Game: 12, Darrin Fitzgerald vs. Detroit, 2/9/87

Season: 158, Darrin Fitzgerald, 1986-87

Career: 314, Bruce Horan, 2002-06

MOST THREE-POINT FIELD GOAL ATTEMPTS

Game: 22, Darrin Fitzgerald vs. Detroit, 2/9/87

Season: 362, Darrin Fitzgerald, 1986-87

Career: 773, Bruce Horan, 2002-06

BEST THREE-POINT FIELD GOAL PCT.

Game: 1.000 (7-7), Avery Sheets vs. Loyola, 2/3/05; Kellen Dunham (7-7) vs. Seton Hall, 3/8/14

Season: .519 (81-156), Pete Campbell, 2006-07

Career: .483 (183-379), Pete Campbell, 2006-08

MOST FREE THROWS

Game: 19, Ken Pennington vs. Illinois, 12/3/59

Season: 196, Mike Green, 2006-07

Career: 669, Matt Howard, 2007-11

MOST FREE THROW ATTEMPTS


Game: 22, Ken Pennington vs. Illinois, 12/3/59

Season: 264, Mike Green, 2006-07

Career: 855, Matt Howard, 2007-11



Matt Howard, who helped lead Butler to consecutive Final Four appearances, set a school mark with 669 career free throws made.



Darin Archbold led Butler in scoring for three straight seasons, 1989-90 through 1991-92.

MOST CONSECUTIVE FREE THROWS MADE

85, Darnell Archey, 2/15/01 - 1/18/03 (NCAA Division I record)

BEST FREE THROW PCT.

Game (Min. 10 made): 1.000 (17-17), Bobby Plump vs. Evansville, 1/11/58

Season (2.0 made/game): .973 (72-74), Darnell Archey, 2002-03

Career (150 made): .951, Darnell Archey, 1999-03

BEST REBOUNDING AVERAGE

Season: 13.6, Daryl Mason, 1972-73

Career: 12.3, Daryl Mason, 1971-74

MOST REBOUNDS

Game: 26, Daryl Mason vs. Evansville, 1/1/73

Season: 354, Daryl Mason, 1972-73

Career: 961, Daryl Mason, 1971-74

MOST ASSISTS

Game: 15, Thomas Jackson vs. Detroit, 3/7/00

Season: 193, Ronald Nored, 2011-12

Career: 540, Thomas Jackson, 1998-02

MOST STEALS

Game: 8, Brett Etherington vs. Wisconsin, 12/15/90

Season: 74, Thomas Jackson, 2001-02; Alex Barlow, 2014-15


Career: 207, Thomas Jackson, 1998-02; Ronald Nored, 2008-12

MOST BLOCKED SHOTS

Game: 7, Darren Fowlkes vs. Indiana State, 12/27/86; Rolf van Rijn vs. Anderson, 12/4/96; Rolf van Rijn vs. IUPUI, 12/10/97

Season: 64, Rolf van Rijn, 1996-97; '97-98

Career: 203, Rolf van Rijn, 1994-98



Daryl Mason set Butler's single-game, single-season and career rebounding records during his three seasons with the Bulldogs.



YEAR-BY-YEAR LEADERS

Single-Game Individual Records

Points

- 1. 54, Darrin Fitzgerald vs. Detroit, 2/9/87
2. 49, Billy Shepherd vs. Arizona, 12/5/70
3. 44, Oscar Evans vs. Indianapolis, 12/6/71
4. 43, Billy Shepherd vs. DePauw, 2/10/71
5. 42, Matthew Graves vs. Clev. St., 1/15/98
5. 42, Darin Archbold vs. Xavier, 3/7/92
5. 42, Chad Tucker vs. No. Ill., 1/9/88
5. 42, Billy Shepherd vs. DePauw, 2/18/70
9. 41, Chad Tucker vs. Detroit, 2/13/88
9. 41, Bobby Plump vs. Evansville, 1/11/58
11. 40, Chad Tucker vs. Loyola, 2/8/86
11. 40, Darrin Fitzgerald vs. Loyola, 1/10/87

Rebounds

- 1. 26, Daryl Mason vs. Evansville, 1/1/73
2. 24, Daryl Mason vs. DePauw, 2/6/74
2. 24, Jeff Blue vs. Valparaiso, 1/31/62
4. 23, Jeff Blue vs. Michigan, 12/9/61
5. 22, Daryl Mason vs. Indianapolis, 2/17/73
6. 21, Jeff Blue vs. DePauw, 2/17/62
7. 20, Jeff Blue vs. Illinois, 11/30/63
7. 20, Daryl Mason vs. Valparaiso, 1/8/73
7. 20, Marty Monserez vs. Evansville, 1/1/73
7. 20, Tim Haseley vs. DePauw, 11/26/83
7. 20, Garry Hoyt vs. Ball State, 2/5/69
12. 19, Daryl Mason vs. Air Force, 1/19/73
12. 19, Jeff Blue vs. Valparaiso, 1/4/64
12. 19, Ed Schilling vs. St. Joseph's, 1/11/67
12. 19, Dave Bennett vs. Valparaiso, 2/11/70

Assists (Since 1970)

- 1. 15, Thomas Jackson vs. Detroit, 3/7/00
2. 14, Billy Shepherd vs. Evansville, 2/14/70
2. 14, Billy Shepherd vs. Earlham, 2/11/70
4. 13, Travis Trice vs. Mercer, 2/21/94
4. 13, Billy Shepherd vs. Evansville, 2/12/72
4. 13, Billy Shepherd vs. Illinois, 12/1/70
7. 12, Aaron Thompson vs. Nebraska, 3/20/19
7. 12, Mike Green vs. Notre Dame, 11/13/06
9. 11, Thomas Jackson vs. Evansville, 12/8/01
9. 11, Darrin Fitzgerald vs. Ball St., 12/29/84
9. 11, Billy Shepherd vs. Indiana St., 2/5/72
9. 11, Tim Bowen vs. Indiana St., 11/26/90
9. 11, Tim Bowen vs. Dayton, 2/21/91
9. 11, Travis Trice vs. Wright St., 2/23/95
9. 11, Jeff Rogers vs. Northern Ill., 1/23/97
9. 11, Roosevelt Jones vs. SIUE, 11/28/15

Three-Point Field Goals

- 1. 12, Darrin Fitzgerald vs. Detroit, 2/9/87
2. 10, Darrin Fitzgerald vs. Loyola, 1/10/87
3. 9, Darrin Fitzgerald vs. Evansville, 1/17/87
4. 8, Kelan Martin vs. Villanova, 2/10/18
4. 8, Damell Archey vs. Louisville, 3/23/03
4. 8, Pete Campbell vs. Detroit, 3/1/08
4. 8, Pete Campbell vs. So. Alabama, 3/21/08
4. 8, A. J. Graves vs. Notre Dame, 11/13/06
4. 8, Pete Campbell vs. Cleveland St., 2/8/07
4. 8, Darrin Fitzgerald vs. St. Louis, 2/16/87
4. 8, Jody Littrell vs. Miami (Ohio), 2/27/89
4. 8, Jody Littrell vs. Loyola, 2/16/89
13. 7, 19 times by 10 different players

Table with 11 columns: Year, Leading Scorer, Pts., Avg., Leading Rebounder, Reb., Avg., Leading Assists, Assts., Avg. Rows list player statistics from 1946-47 to 2019-20.



YEAR-BY-YEAR LEADERS

Year	Leading FG% (50 FGM)	FGM-A	FG%	Leading FT% (50 FTM)	FTM-A	FT%	Leading 3FG% (40 3FG)	3FG-A	3FG%
2019-20	Bryce Nze	122-194	.629	Sean McDermott	59-68	.868	Sean McDermott	65-165	.394
2018-19	Joey Brunk	95-154	.617	Kamar Baldwin	96-113	.850	Sean McDermott	73-180	.406
2017-18	Tyler Wideman	121-180	.672	Kelan Martin	130-154	.844	Sean McDermott	47-109	.431
2016-17	Nate Fowler	66-99	.667	Kelan Martin	120-153	.784	Avery Woodson	75-178	.421
2015-16	Tyler Wideman	98-162	.605	Kellen Dunham	116-138	.841	Kellen Dunham	87-203	.429
2014-15	Kameron Woods	91-180	.506	Kellen Dunham	142-167	.850	Kellen Dunham	77-188	.410
2013-14	Khyle Marshall	196-368	.533	Kellen Dunham	102-127	.803	Kellen Dunham	78-220	.355
2012-13	Khyle Marshall	146-258	.566	Rotnei Clarke	78-88	.886	Rotnei Clarke	115-282	.408
2011-12	Khyle Marshall	140-253	.553	Chrishawn Hopkins	70-89	.787	Chase Stigall	50-176	.284
2010-11	Andrew Smith	124-209	.593	Matt Howard	179-226	.792	Matt Howard	53-133	.398
2009-10	Willie Veasley	130-270	.481	Gordon Hayward	179-216	.829	Zach Hahn	48-116	.414
2008-09	Matt Howard	148-269	.550	Gordon Hayward	101-124	.815	Gordon Hayward	69-154	.448
2007-08	Matt Howard	141-242	.583	A. J. Graves	72-81	.889	Pete Campbell	102-223	.457
2006-07	Drew Streicher	56-87	.644	A. J. Graves	145-153	.948	Pete Campbell	81-156	.519
2005-06	Brandon Polk	232-403	.576	A. J. Graves	77-94	.819	Bruce Horan	113-275	.411
2004-05	Brandon Polk	152-258	.589	A. J. Graves	68-75	.919	Bruce Horan	84-205	.410
2003-04	Duane Lightfoot	137-237	.578	Mike Monserez	108-125	.881	Bruce Horan	96-242	.397
2002-03	Duane Lightfoot	155-236	.657	Darnell Archey	72-74	.973	Darnell Archey	78-181	.431
2001-02	Joel Cornette	99-179	.553	Brandon Miller	84-103	.816	Darnell Archey	49-103	.476
2000-01	Joel Cornette	126-218	.578	LaVall Jordan	67-78	.859	LaVall Jordan	65-148	.439
1999-00	Mike Marshall	106-187	.567	Andrew Graves	69-76	.908	Darnell Archey	40-88	.455
1998-99	Mike Marshall	112-199	.563	Mike Pflugner	53-63	.841	Andy Hirschy	43-128	.336
1997-98	Rolf van Rijn	102-169	.604	Matthew Graves	92-106	.868	Matthew Graves	58-174	.333
1996-97	Dan Dudukovich	53-93	.570	Matthew Graves	54-66	.818	Matthew Graves	58-145	.400
1995-96	Rolf van Rijn	92-153	.601	Matthew Graves	64-76	.842	Matthew Graves	40-96	.417
1994-95	Rolf van Rijn	72-118	.610	Marcus Cowart	84-100	.840	Travis Trice	40-112	.357
1993-94	John Taylor	135-242	.558	Jermaine Guice	154-199	.774	Travis Trice	38-100*	.380
1992-93	John Taylor	64-122	.525	Jermaine Guice	106-139	.763	Jermaine Guice	43-140	.307
1991-92	J. P. Brens	99-171	.579	Darin Archbold	189-229	.825	Darin Archbold	81-172	.471
1990-91	John Karaffa	108-218	.495	Darin Archbold	187-205	.912	Darin Archbold	52-113	.460
1989-90	Rodney Haywood	111-198	.561	Darin Archbold	79-93	.850	Jody Littrell	39-91*	.429
1988-89	Jody Littrell	146-281	.520	Thad Matta	75-86	.872	Jody Littrell	107-210	.510
1987-88	John Karaffa	51-84	.607	Chad Tucker	147-169	.870	Chad Tucker	25-65*	.385
1986-87	Darren Fowlkes	166-313	.530	Darrin Fitzgerald	76-98	.776	Darrin Fitzgerald	158-362	.437
1985-86	Chad Tucker	235-414	.568	Darrin Fitzgerald	65-78	.833	The 1986-87 season was the first NCAA season with the three-point line.		
1984-85	Mike Burt	83-153	.542	Darrin Fitzgerald	65-76	.855			
1983-84	Chad Tucker	157-252	.623	Darrin Fitzgerald	53-68	.779	*No player with 40 3FG in that season; player with most 3FG made listed along with percentage.		
1982-83	Greg Jones	117-179	.654	Lynn Mitchem	90-118	.763			
1981-82	Lynn Mitchem	212-385	.551	Lynn Mitchem	111-148	.750			
1980-81	Mike Miller	107-183	.585	Lynn Mitchem	87-110	.791			
1979-80	Tony Warren	203-338	.601	Lynn Mitchem	68-97	.701			
1978-79	Gary Raker	153-281	.545	Tom Orner	70-77	.909			
1977-78	Don McGlocklin	85-156	.545	Doug Mitchell	84-96	.875			
1976-77	Don McGlocklin	76-147	.535	John Dunn	68-90	.755			
1975-76	Don McGlocklin	73-151	.483	Wayne Burris	82-106	.773			
1974-75	Barry Collier	78-173	.451	Wayne Burris	64-83	.771			
1973-74	Daryl Mason	138-279	.494	Marty Monserez	87-126	.691			
1972-73	Clarence Crain	112-229	.489	Jeff Williams	54-82	.659			
1971-72	Clarence Crain	80-156	.513	Billy Shepherd	84-107	.785			
1970-71	Dave Bennett	149-282	.528	Billy Shepherd	171-222	.770			
1969-70	John Seal	70-118	.592	Steve Norris	77-86	.895			
1968-69	Steve Norris	197-380	.518	Steve Norris	61-83	.735			
1967-68	Doug Wininger	130-238	.546	Doug Wininger	97-114	.851			
1966-67	Doug Wininger	128-221	.579	Ron Salatich	71-86	.826			
1965-66	Larry Shade	135-245	.551	Bill Brown	54-61	.885			
1964-65	Tom Jones	85-148	.574	Dave Sanders	80-107	.748			
1963-64	Jeff Blue	173-343	.504	Larry Shade	64-78	.821			
1962-63	Jeff Blue	163-316	.516	Tom Bowman	61-72	.847			
1961-62	Jeff Blue	165-327	.505	Dick Haslam	52-64	.813			
1960-61	Tom Bowman	173-346	.500	Dick Haslam	50-62	.807			
1959-60	Orville Bose	199-413	.482	Ken Pennington	142-193	.736			
1958-59	Orville Bose	58-117	.496	John Jones	77-97	.794			
1957-58	Ted Guzek	89-164	.540	Bobby Plump	150-179	.838			
1956-57	Bobby Plump	155-344	.451	Bobby Plump	160-186	.860			
1955-56	Ted Guzek	127-285	.446	Dave Scheetz	67-79	.848			
1954-55	Joe Ditmire	65-146	.445	Joe Ditmire	57-67	.851			
1953-54	No Statistics Available			No Statistics Available					
1952-53	Keith Greve	147-404	.364	Keith Greve	100-134	.746			
1951-52	Keith Greve	80-229	.349	Keith Greve	55-81	.679			
1950-51	Orvis Burdsall	97-293	.331	John Hall	52-84	.643			
1949-50	Ralph Chapman	52-130	.400	"Buckshot" O'Brien	86-108	.796			
1948-49	"Buckshot" O'Brien	151-368	.410	"Buckshot" O'Brien	62-79	.785			
1947-48	"Buckshot" O'Brien	104-290	.358						



SINGLE SEASON INDIVIDUAL RECORDS

Points

- 1. 770, Darin Archbold, 1991-92
2. 743, Kelan Martin, 2017-18
3. 734, Darrin Fitzgerald, 1986-87
4. 724, Billy Shepherd, 1969-70
5. 674, Chad Tucker, 1987-88
6. 633, Darin Archbold, 1990-91
7. 623, Billy Shepherd, 1970-71
8. 614, Tim McRoberts, 1983-84
9. 609, Chad Tucker, 1985-86
9. 609, Shelvin Mack, 2010-11
11. 608, Matt Howard, 2010-11
12. 593, Brandon Polk, 2005-06
13. 591, A.J. Graves, 2006-07
14. 573, Chad Tucker, 1984-85
15. 572, Gordon Hayward, 2009-10
16. 561, Kellen Dunham, 2014-15
17. 560, Kamar Baldwin, 2018-19
18. 559, Rotnei Clarke, 2012-13
19. 548, Kamar Baldwin, 2017-18
20. 544, Kelan Martin, 2016-17
21. 538, Ed Schilling, 1965-66
22. 536, Shelvin Mack, 2009-10
22. 536, Dave Sanders, 1964-65
24. 535, Kellen Dunham, 2015-16
24. 535, Lynn Mitchem, 1981-82

Scoring Average

- 1. 27.8, Billy Shepherd, 1969-70
2. 26.2, Darrin Fitzgerald, 1986-87
3. 24.8, Darin Archbold, 1991-92
4. 24.1, Chad Tucker, 1987-88
5. 24.0, Billy Shepherd, 1970-71
6. 21.9, Tim McRoberts, 1983-84
7. 21.8, Darin Archbold, 1990-91
7. 21.8, Chad Tucker, 1984-85
9. 21.2, Kelan Martin, 2017-18
9. 21.2, Ted Guzek, 1956-57
11. 20.7, Ed Schilling, 1965-66
12. 20.6, Dave Sanders, 1964-65
13. 20.1, Oscar Evans, 1971-72

Field Goals

- 1. 287, Billy Shepherd, 1969-70
2. 259, Kelan Martin, 2017-18
3. 251, Chad Tucker, 1987-88
4. 250, Darin Archbold, 1991-92
4. 250, Darrin Fitzgerald, 1986-87
6. 240, Chad Tucker, 1984-85
7. 235, Chad Tucker, 1985-86
8. 232, Brandon Polk, 2005-06
9. 228, Tim McRoberts, 1983-84
9. 228, Dave Sanders, 1964-65

Field Goal Pct. (Min. 100 Att.)

- 1. 672 (121-180), Tyler Wideman, 2017-18
2. 657 (155-236), Duane Lightfoot, 2002-03
3. 654 (117-179), Greg Jones, 1982-83
4. 629 (122-194), Bryce Nze, 2019-20
5. 623 (157-252), Chad Tucker, 1983-84
6. 617 (95-154), Joey Brunk, 2018-19
7. 615 (96-156), Tyler Wideman, 2016-17
8. 610 (72-118), Rolf van Rijn, 1994-95
9. 607 (91-150), Nate Fowler, 2017-18
10. 605 (98-162), Tyler Wideman, 2015-16
11. 604 (102-169), Rolf van Rijn, 1997-98
12. 601 (92-153), Rolf van Rijn, 1995-96
12. 601 (203-338), Tony Warren, 1979-80
14. 593 (124-209), Andrew Smith, 2010-11
15. 589 (152-258), Brandon Polk, 2004-05
16. 585 (107-183), Mike Miller, 1980-81
17. 583 (141-242), Matt Howard, 2007-08
18. 579 (99-171), J.P. Brens, 1991-92
18. 579 (128-221), Doug Wininger, 1966-67

- 20. 578 (137-237), Duane Lightfoot, 2003-04
20. 578 (126-218), Joel Cornette, 2000-01
22. 577 (60-104), Katara Reliford, 1991-92
23. 576 (232-403), Brandon Polk, 2005-06
24. 568 (235-414), Chad Tucker, 1985-86
25. 567 (106-187), Mike Marshall, 1999-00

Three-Point Field Goals

- 1. 158, Darin Fitzgerald, 1986-87
2. 115, Rotnei Clarke, 2012-13
3. 113, Bruce Horan, 2005-06
4. 107, Jody Littrell, 1988-89
5. 102, Pete Campbell, 2007-08
6. 98, A. J. Graves, 2006-07
7. 96, Bruce Horan, 2003-04
8. 95, Kelan Martin, 2017-18
8. 95, A. J. Graves, 2007-08
10. 87, Shelvin Mack, 2010-11
10. 87, Kellen Dunham, 2015-16
12. 84, Bruce Horan, 2004-05
13. 81, Pete Campbell, 2006-07
13. 81, Darin Archbold, 1991-92
15. 78, Kellen Dunham, 2013-14
15. 78, Darnell Archey, 2002-03
17. 77, Kellen Dunham, 2014-15
18. 75, Avery Woodson, 2016-17
19. 73, Sean McDermott, 2018-19
20. 72, Paul Jorgensen, 2018-19
20. 72, Shelvin Mack, 2009-10
22. 69, Gordon Hayward, 2008-09
23. 68, A.J. Graves, 2005-06
23. 68, Brandon Miller, 2000-01
25. 65, Sean McDermott, 2019-20
25. 65, LaVall Jordan, 2000-01

Three-Point Field Goal Pct. (Min. 40 3FGM)

- 1. 519 (81-156), Pete Campbell, 2006-07
2. 510 (107-210), Jody Littrell, 1988-89
3. 476 (49-103), Darnell Archey, 2001-02
4. 471 (81-172), Darin Archbold, 1991-92
5. 460 (52-113), Darin Archbold, 1990-91
6. 457 (102-223), Pete Campbell, 2007-08
7. 455 (40-88), Darnell Archey, 1999-00
8. 448 (69-154), Gordon Hayward, 2008-09
9. 439 (65-148), LaVall Jordan, 2000-01
10. 437 (158-362), Darrin Fitzgerald, 1986-87
11. 431 (47-109), Sean McDermott, 2017-18
11. 431 (78-181), Darnell Archey, 2002-03
13. 429 (87-203), Kellen Dunham, 2015-16
14. 424 (50-118), Darnell Archey, 2000-01
15. 421 (75-178), Avery Woodson, 2016-17
16. 417 (40-96), Matthew Graves, 1995-96
17. 414 (48-116), Zach Hahn, 2009-10
18. 413 (57-138), Brandon Miller, 2002-03
19. 411 (113-275), Bruce Horan, 2005-06
20. 410 (84-205), Bruce Horan, 2004-05
20. 410 (77-188), Kellen Dunham, 2014-15
20. 410 (43-105), Zach Hahn, 2008-09
23. 408 (115-282), Rotnei Clarke, 2012-13
24. 406 (73-180), Sean McDermott, 2018-19
25. 405 (62-153), Avery Sheets, 2005-06

Free Throws

- 1. 196, Mike Green, 2006-07
2. 189, Darin Archbold, 1991-92
3. 187, Darin Archbold, 1990-91
4. 182, Mike Green, 2007-08
5. 179, Matt Howard, 2010-11
5. 179, Gordon Hayward, 2009-10
7. 178, Matt Howard, 2009-10
8. 177, Matt Howard, 2008-09
9. 171, Billy Shepherd, 1970-71
10. 160, Bobby Plump, 1956-57
11. 158, Tim McRoberts, 1983-84

- 12. 154, Jermaine Guice, 1993-94
13. 153, Darren Fowlkes, 1988-89
13. 153, Ted Guzek, 1956-57
15. 150, Billy Shepherd, 1969-70
15. 150, Bobby Plump, 1957-58
17. 147, Chad Tucker, 1985-86
18. 145, A.J. Graves, 2006-07
19. 142, Kellen Dunham, 2014-15
19. 142, Ken Pennington, 1959-60

Free Throw Pct. (Min. 2.0 made pg)

- 1. 973 (72-74), Darnell Archey, 2002-03
2. 948 (145-153), A. J. Graves, 2006-07
3. 919 (68-74), A. J. Graves, 2004-05
4. 912 (187-205), Darin Archbold, 1990-91
5. 909 (70-77), Tom Orner, 1978-79
6. 908 (69-76), Andrew Graves, 1999-00
7. 895 (77-86), Steve Norris, 1969-70
8. 889 (72-81), A. J. Graves, 2007-08
9. 886 (78-88), Rotnei Clarke, 2012-13
10. 885 (54-61), Bill Brown, 1965-66
11. 875 (84-96), Doug Mitchell, 1977-78
12. 872 (75-86), Thad Matta, 1988-89
13. 870 (147-169), Chad Tucker, 1987-88
14. 868 (92-106), Matthew Graves, 1997-98
15. 867 (91-105), Kellen Dunham, 2012-13
16. 864 (108-125), Mike Monserez, 2003-04
17. 860, John Nell, 1967-68
18. 859 (67-78), LaVall Jordan, 2000-01
19. 856, Tom Orner, 1977-78
20. 855 (65-76), Darrin Fitzgerald, 1984-85

Rebounds

- 1. 354, Daryl Mason, 1972-73
2. 337, Kameron Woods, 2014-15
3. 336, Jeff Blue, 1961-62
4. 319, Ed Schilling, 1965-66
5. 318, Daryl Mason, 1973-74
6. 313, Jeff Blue, 1963-64
7. 305, Gordon Hayward, 2009-10
8. 304, Jeff Blue, 1962-63
9. 289, Daryl Mason, 1971-72
10. 285, Matt Howard, 2010-11
11. 277, Dave Bennett, 1969-70
12. 270, Kameron Woods, 2013-14
13. 269, Garry Hoyt, 1968-69
14. 264, Mike Miller, 1978-79

Rebound Average

- 1. 13.6, Daryl Mason, 1972-73
2. 12.3, Ed Schilling, 1965-66
3. 12.2, Daryl Mason, 1973-74
4. 12.0, Jeff Blue, 1963-64
4. 12.0, Jeff Blue, 1961-62
6. 11.7, Jeff Blue, 1962-63
7. 11.1, Daryl Mason, 1971-72
8. 10.7, Dave Bennett, 1969-70
9. 10.3, Garry Hoyt, 1969-69
10. 9.9, Kameron Woods, 2014-15
11. 9.8, Mike Miller, 1978-79
11. 9.8, Ken Pennington, 1959-60

Assists (Since 1970)

- 1. 193, Ronald Nored, 2011-12
2. 172, Mike Green, 2007-08
3. 168, Tim Bowen, 1990-91
4. 163, Thomas Jackson, 1999-00
5. 162, Jeff Rogers, 1996-97
6. 154, Roosevelt Jones, 2015-16
7. 145, Thomas Jackson, 2001-02
8. 144, Mike Green, 2006-07
9. 143, Jeff Rogers, 1997-98
10. 142, Aaron Thompson, 2018-19
11. 140, Mike Monserez, 2003-04

- 11. 140, Travis Trice, 1994-95
13. 137, Thomas Jackson, 2000-01
13. 137, Tyler Lewis, 2016-17
15. 136, Ronald Nored, 2009-10
16. 131, Shelvin Mack, 2010-11
16. 131, Travis Trice, 1993-94
18. 127, Tim Bowen, 1991-92
19. 126, Aaron Thompson, 2019-20
19. 126, Roosevelt Jones, 2012-13
19. 126, Tom Orner, 1978-79
22. 125, Roosevelt Jones, 2014-15
23. 121, Bill Lynch, 1975-76
24. 118, Aaron Thompson, 2017-18
25. 117, Darrin Fitzgerald, 1983-84
25. 117, Doug Mitchell, 1978-79

Steals

- 1. 74, Thomas Jackson, 2001-02
1. 74, Alex Barlow, 2014-15
3. 69, Darren Fowlkes, 1986-87
4. 67, Ronald Nored, 2009-10
5. 66, Ronald Nored, 2011-12
6. 61, Alex Barlow, 2013-14
6. 61, Tim Bowen, 1990-91
8. 59, Kamar Baldwin, 2016-17
9. 54, Kamar Baldwin, 2017-18
9. 54, A. J. Graves, 2007-08
11. 52, Shelvin Mack, 2009-10
11. 52, Rylan Hainje, 2001-02
13. 51, A.J. Graves, 2006-07
13. 51, Mike Marshall, 1998-99
15. 50, Roosevelt Jones, 2015-16
16. 49, Kamar Baldwin, 2018-19
16. 49, Thomas Jackson, 2000-01
16. 49, Brett Etherington, 1990-91
19. 48, Gordon Hayward, 2008-09
19. 48, Brandon Crone, 2005-06

Blocked Shots

- 1. 64, Rolf van Rijn, 1997-98
1. 64, Rolf van Rijn, 1996-97
3. 50, Brandon Polk, 2005-06
4. 49, Tyler Wideman, 2015-16
5. 48, Matt Howard, 2008-09
5. 48, Rolf van Rijn, 1995-96
7. 40, Joel Cornette, 2000-01
7. 40, J. P. Brens, 1990-91
9. 39, Kameron Woods, 2011-12
10. 37, Matt Howard, 2007-08
10. 37, Joel Cornette, 2001-02



1,000 POINTS

1. - 2,321, Chad Tucker, 1983-88

Year	G	FGM	FGA	PCT.	3FG	3FA	PCT.	FTM	FTA	PCT.	PTS.	AVG.
1983-84	28	157	252	.623	0	0	.000	61	79	.772	375	13.4
1984-85	29	240	464	.517	0	0	.000	93	113	.823	573	19.8
1985-86	28	235	414	.568	0	0	.000	139	167	.832	609	21.8
1986-87	4	29	61	.475	4	10	.400	28	38	.737	90	22.5
1987-88	28	251	502	.500	25	65	.385	147	169	.870	674	24.1
Career	117	912	1693	.539	29	75	.387	468	566	.827	2321	19.8

2. - 2,047, Kelan Martin, 2014-18

Year	G	FGM	FGA	PCT.	3FG	3FA	PCT.	FTM	FTA	PCT.	PTS.	AVG.
2014-15	34	91	221	.412	19	77	.247	42	60	.700	243	7.1
2015-16	33	183	409	.447	46	122	.377	105	138	.761	517	15.7
2016-17	34	180	421	.428	64	184	.348	120	153	.784	544	16.0
2017-18	35	259	580	.447	95	261	.364	130	154	.844	743	21.2
Career	136	713	1631	.437	224	644	.348	397	505	.786	2047	15.1

3. - 2,019, Darrin Fitzgerald, 1983-87

Year	G	FGM	FGA	PCT.	3FG	3FA	PCT.	FTM	FTA	PCT.	PTS.	AVG.
1983-84	28	162	316	.513	0	0	.000	53	68	.779	377	13.5
1984-85	29	195	403	.484	0	0	.000	65	76	.855	455	15.7
1985-86	28	194	435	.446	0	0	.000	65	78	.833	453	16.2
1986-87	28	250	568	.440	158	362	.437	76	98	.776	734	26.2
Career	113	801	1722	.465	158	362	.437	259	320	.809	2019	17.9

4. - 1,956, Kamar Baldwin, 2016-20

Year	G	FGM	FGA	PCT.	3FG	3FA	PCT.	FTM	FTA	PCT.	PTS.	AVG.
2016-17	34	138	279	.495	35	94	.372	34	45	.756	345	10.1
2017-18	35	210	475	.442	49	148	.331	79	102	.775	548	15.7
2018-19	33	211	472	.447	42	135	.311	96	113	.850	560	17.0
2019-20	31	187	446	.419	44	133	.331	85	100	.850	503	16.2
Career	133	746	1672	.446	170	510	.333	294	360	.817	1956	14.7

5. - 1,946, Kellen Dunham, 2012-16

Year	G	FGM	FGA	PCT.	3FG	3FA	PCT.	FTM	FTA	PCT.	PTS.	AVG.
2012-13	36	97	259	.375	57	165	.345	91	105	.867	342	9.5
2013-14	31	164	420	.390	78	220	.355	102	127	.803	508	16.4
2014-15	34	171	399	.429	77	188	.410	142	167	.850	561	16.5
2015-16	33	166	379	.438	87	203	.429	116	138	.841	535	16.2
Career	134	598	1457	.410	299	776	.385	451	537	.840	1946	14.5

6. - 1,939, Matt Howard, 2007-11

Year	G	FGM	FGA	PCT.	3FG	3FA	PCT.	FTM	FTA	PCT.	PTS.	AVG.
2007-08	34	141	242	.583	0	0	.000	135	173	.780	417	12.3
2008-09	32	148	269	.550	2	9	.222	177	229	.773	475	14.8
2009-10	38	129	268	.481	3	11	.273	178	227	.784	439	11.6
2010-11	37	188	399	.471	53	133	.398	179	226	.792	608	16.4
Career	141	606	1178	.514	58	153	.379	669	855	.782	1939	13.8

7. - 1,807, A. J. Graves, 2004-08

Year	G	FGM	FGA	PCT.	3FG	3FA	PCT.	FTM	FTA	PCT.	PTS.	AVG.
2004-05	28	101	244	.414	42	123	.341	68	74	.919	312	11.1
2005-06	33	148	369	.401	68	183	.372	77	94	.819	441	13.4
2006-07	35	174	464	.375	98	277	.354	145	153	.948	591	16.9
2007-08	34	148	395	.375	95	281	.338	72	81	.889	463	13.6
Career	130	571	1472	.388	303	864	.351	362	402	.900	1807	13.9

8. - 1,798, Lynn Mitchem, 1979-83

Year	G	FGM	FGA	PCT.	3FG	3FA	PCT.	FTM	FTA	PCT.	PTS.	AVG.
1979-80	27	143	263	.544	0	0	.000	68	97	.701	354	13.1
1980-81	27	182	327	.557	0	0	.000	87	110	.791	451	16.7
1981-82	27	212	385	.551	0	0	.000	111	148	.750	535	19.8
1982-83	28	184	374	.492	0	0	.000	90	118	.763	458	16.4
Career	109	721	1349	.534	0	0	.000	356	473	.753	1798	16.5

9. - 1,744, Darin Archbold, 1988-92

Year	G	FGM	FGA	PCT.	3FG	3FA	PCT.	FTM	FTA	PCT.	PTS.	AVG.
1988-89	8	0	7	.000	0	0	.000	7	8	.875	7	0.9
1989-90	28	118	230	.513	19	42	.452	79	93	.849	334	11.9
1990-91	29	197	399	.494	52	113	.460	187	205	.912	633	21.8
1991-92	31	250	510	.490	81	172	.471	189	229	.825	770	24.8
Career	96	565	1146	.493	152	327	.465	462	535	.863	1744	18.2

10. - 1,733, Billy Shepherd, 1969-72

Year	G	FGM	FGA	PCT.	3FG	3FA	PCT.	FTM	FTA	PCT.	PTS.	AVG.
1969-70	26	287	652	.440	0	0	.000	150	200	.750	724	27.8
1970-71	26	226	579	.390	0	0	.000	171	222	.770	623	24.0
1971-72	20	151	382	.395	0	0	.000	84	107	.785	386	19.3
Career	72	664	1613	.412	0	0	.000	405	529	.766	1733	24.1

11. - 1,607, Jermaine Guice, 1990-94

Year	G	FGM	FGA	PCT.	3FG	3FA	PCT.	FTM	FTA	PCT.	PTS.	AVG.
1990-91	29	97	238	.408	51	138	.370	54	75	.720	299	10.3
1991-92	24	103	228	.452	42	116	.362	49	76	.645	297	12.4
1992-93	28	167	374	.447	43	140	.307	106	139	.763	483	17.3
1993-94	29	168	346	.486	38	102	.380	154	199	.774	528	18.2
Career	110	535	1186	.451	174	496	.351	363	489	.742	1607	14.6

12. - 1,543, Darren Fowlkes, 1985-89

Year	G	FGM	FGA	PCT.	3FG	3FA	PCT.	FTM	FTA	PCT.	PTS.	AVG.
1985-86	27	39	92	.424	0	0	.000	16	28	.571	94	3.5
1986-87	28	166	313	.530	0	1	.000	105	148	.710	437	15.6
1987-88	28	172	379	.454	20	51	.392	122	159	.767	486	17.4
1988-89	28	179	381	.470	15	49	.306	153	217	.705	526	18.8
Career	111	556	1165	.477	35	101	.347	396	552	.717	1543	13.9

13. - 1,533, Roosevelt Jones, 2011-13, 2014-16

Year	G	FGM	FGA	PCT.	3FG	3FA	PCT.	FTM	FTA	PCT.	PTS.	AVG.
2011-12	36	112	246	.455	0	0	.000	55	110	.500	279	7.8
2012-13	36	143	295	.485	0	1	.000	79	143	.552	365	10.1
2014-15	34	168	399	.421	0	0	.000	97	160	.606	433	12.7
2015-16	33	166	355	.468	1	1	1.000	123	182	.676	456	13.8
Career	139	589	1295	.455	1	2	.500	354	595	.595	1533	11.0

Single-Season Scoring Leaders by Class

Freshman

Player, Year	Points
1. Tony Warren, 1979-80	476
2. Gordon Hayward, 2008-09	420
3. Matt Howard, 2007-08	417
4. Shelvin Mack, 2008-09	382
5. Darrin Fitzgerald, 1983-84	377
6. Chad Tucker, 1983-84	375
7. Lynn Mitchem, 1979-80	354
8. Kamar Baldwin, 2016-17	345
9. Kellen Dunham, 2012-13	342
10. A. J. Graves, 2004-05	312

Sophomore

Player, Year	Points
1. Billy Shepherd, 1969-70	724
2. Chad Tucker, 1984-85	573
3. Gordon Hayward, 2009-10	572
4. Kamar Baldwin, 2017-18	548
5. Shelvin Mack, 2009-10	536
6. Kelan Martin, 2015-16	517
7. Kellen Dunham, 2013-14	508
8. Matt Howard, 2008-09	475
9. Darrin Fitzgerald, 1984-85	455
10. Lynn Mitchem, 1980-81	451

Junior

Player, Year	Points
1. Darin Archbold, 1990-91	633
2. Billy Shepherd, 1970-71	623
3. Shelvin Mack, 2010-11	609
4. Chad Tucker, 1985-86	609
5. A. J. Graves, 2006-07	591
6. Kellen Dun	



BUTLER RECORDS

1,000 POINTS

14. - 1,531, Wayne Burris, 1973-77

Year	G	FGM	FGA	PCT.	3FG	3FA	PCT.	FTM	FTA	PCT.	PTS.	AVG.
1973-74	26	129	303	.426	0	0	.000	46	67	.686	304	11.7
1974-75	26	139	334	.416	0	0	.000	64	83	.771	342	13.2
1975-76	27	194	420	.461	0	0	.000	82	106	.773	470	17.4
1976-77	27	170	381	.446	0	0	.000	75	101	.742	415	15.3
Career	106	632	1438	.439	0	0	.000	267	357	.748	1531	14.4

15. - 1,527, Shelvin Mack, 2008-11

Year	G	FGM	FGA	PCT.	3FG	3FA	PCT.	FTM	FTA	PCT.	PTS.	AVG.
2008-09	32	122	312	.391	57	175	.326	81	107	.757	382	11.9
2009-10	38	192	423	.454	72	184	.391	80	109	.734	536	14.1
2010-11	38	201	493	.408	87	246	.354	120	156	.769	609	16.0
Career	108	515	1228	.419	216	605	.357	281	372	.755	1527	14.1

16. - 1,485, Jon Neuhouser, 1994-98

Year	G	FGM	FGA	PCT.	3FG	3FA	PCT.	FTM	FTA	PCT.	PTS.	AVG.
1994-95	27	89	170	.524	0	0	.000	44	73	.603	222	8.2
1995-96	27	127	236	.538	11	26	.423	76	111	.685	341	12.6
1996-97	33	193	405	.477	40	105	.381	79	128	.617	505	15.3
1997-98	33	167	330	.506	35	87	.402	48	83	.578	417	12.6
Career	120	576	1141	.505	86	218	.394	247	395	.625	1485	12.4

17. - 1,439, Bobby Plump, 1954-58

Year	G	FGM	FGA	PCT.	3FG	3FA	PCT.	FTM	FTA	PCT.	PTS.	AVG.
1954-55	15	58	161	.358	0	0	.000	73	95	.768	189	12.6
1955-56	22	88	235	.375	0	0	.000	94	114	.825	270	12.3
1956-57	25	155	344	.451	0	0	.000	160	186	.860	470	18.8
1957-58	26	180	371	.485	0	0	.000	150	179	.838	510	19.6
Career	88	481	1111	.433	0	0	.000	477	574	.831	1439	16.4

18. - 1,400, Keith Greve, 1951-54, 1957-58

Year	G	FGM	FGA	PCT.	3FG	3FA	PCT.	FTM	FTA	PCT.	PTS.	AVG.
1951-52	24	80	229	.349	0	0	.000	55	81	.679	215	9.1
1952-53	23	147	404	.364	0	0	.000	100	134	.746	394	17.1
1953-54	25	161	459	.350	0	0	.000	105	146	.713	427	17.2
1957-58	26	140	309	.453	0	0	.000	84	106	.792	364	14.0
Career	98	528	1401	.376	0	0	.000	344	467	.737	1400	14.3

19. - 1,392, Jeff Blue, 1961-64

Year	G	FGM	FGA	PCT.	3FG	3FA	PCT.	FTM	FTA	PCT.	PTS.	AVG.
1961-62	28	165	327	.505	0	0	.000	117	190	.616	447	15.9
1962-63	26	163	316	.516	0	0	.000	135	203	.665	461	17.7
1963-64	26	173	343	.504	0	0	.000	138	228	.605	484	18.6
Career	80	501	986	.508	0	0	.000	390	621	.628	1392	17.4

20. - 1,388, Rylan Hainje, 1998-2002

Year	G	FGM	FGA	PCT.	3FG	3FA	PCT.	FTM	FTA	PCT.	PTS.	AVG.
1998-99	32	95	193	.492	1	10	.100	70	111	.631	261	8.2
1999-00	31	112	229	.489	6	12	.500	61	108	.565	291	9.4
2000-01	32	127	250	.508	21	51	.412	74	117	.632	349	10.9
2001-02	32	161	325	.495	44	109	.404	121	169	.716	487	15.2
Career	127	495	997	.496	72	182	.396	326	505	.646	1388	10.9

21. - 1,373, Khyle Marshall, 2010-14

Year	G	FGM	FGA	PCT.	3FG	3FA	PCT.	FTM	FTA	PCT.	PTS.	AVG.
2010-11	38	90	176	.511	0	2	.000	40	76	.526	220	5.8
2011-12	35	140	253	.553	1	6	.167	63	114	.553	344	9.8
2012-13	36	146	258	.566	0	1	.000	54	94	.574	346	9.6
2013-14	31	196	368	.533	1	10	.100	70	153	.458	463	14.9
Career	140	572	1055	.542	2	19	.105	227	437	.519	1373	9.8

22-T. - 1,334, Thomas Jackson, 1998-2002

Year	G	FGM	FGA	PCT.	3FG	3FA	PCT.	FTM	FTA	PCT.	PTS.	AVG.
1998-99	32	59	156	.378	13	47	.277	70	98	.714	201	6.3
1999-00	31	103	249	.414	13	50	.260	63	79	.797	282	9.1
2000-01	32	126	295	.427	40	102	.392	123	160	.769	415	13.0
2001-02	32	160	340	.471	40	132	.303	76	102	.745	436	13.6
Career	127	448	1040	.431	106	331	.320	332	439	.756	1334	10.5

22-T. - 1,334, Tom Bowman, 1960-63

Year	G	FGM	FGA	PCT.	3FG	3FA	PCT.	FTM	FTA	PCT.	PTS.	AVG.
1960-61	26	173	346	.500	0	0	.000	46	72	.639	392	15.1
1961-62	28	218	459	.475	0	0	.000	79	102	.774	515	18.4
1962-63	26	183	394	.464	0	0	.000	61	72	.847	427	16.4
Career	80	574	1199	.479	0	0	.000	186	246	.756	1334	16.7

24. - 1,311, Ted Guzek, 1954-58


Year	G	FGM	FGA	PCT.	3FG	3FA	PCT.	FTM	FTA	PCT.	PTS.	AVG.
1954-55	24	55	142	.387	0	0	.000	49	87	.568	159	6.6
1955-56	22	127	285	.446	0	0	.000	116	167	.695	370	16.8
1956-57	25	189	426	.444	0	0	.000	153	210	.729	531	21.2
1957-58	21	89	164	.540	0	0	.000	73	103	.709	251	11.9
Career	92	460	1017	.452	0	0	.000	391	567	.690	1311	14.3

25. - 1,271, Andrew Chrabascz, 2013-17


Year	G	FGM	FGA	PCT.	3FG	3FA	PCT.	FTM	FTA	PCT.	PTS.	AVG.
2013-14	31	64	122	.525	5	11	.455	61	80	.763	194	6.3
2014-15	30	120	269	.446	23	67	.343	74	120	.617	337	11.2
2015-16	33	128	259	.494	24	65	.369	72	91	.791	352	10.7
2016-17	34	129	284	.454	25	69	.362	105	138	.761	388	11.4
Career	128	441	934	.471	77	212	.363	312	429	.727	1271	9.9

26. - 1,248, Ralph "Buckshot" O'Brien, 1946-50


Year	G	FGM	FGA	PCT.	3FG	3FA	PCT.	FTM	FTA	PCT.	PTS.	AVG.
1946-47	23	90	200	.450	0	0	.000	33	51	.647	213	9.3
1947-48	21	104	290	.358	0	0	.000	43	59	.728	251	12.0
1948-49	23	151	368	.410	0	0	.000	62	79	.785	364	15.9
1949-50	23	167	445	.375	0	0	.000	86	108	.796	420	18.3
Career	90	512	1203	.424	0	0	.000	224	297	.754	1248	13.9



Jeff Blue led the Bulldogs in rebounding for three straight seasons and stands third on Butler's career rebounds list.




Thomas Jackson became the first player in Butler history to record 1,000 points and 500 assists.




Tim McRoberts posted a triple-double Feb. 20, 1984 vs. Oral Roberts, and the program went more than 30 years without another until Roosevelt Jones at St. John's Feb. 6, 2016.




1,000 POINTS



Chris Miskel became Butler's first basketball Academic All-American in 1995.



Tom Orner was the Indiana Collegiate Conference Player of the Year in 1978.



Joel Cornette, Matt Howard and Andrew Smith are the only Bulldogs to register at least 100 wins and 1,000 career points.

27. - 1,243, Gerry Williams, 1960-63

Year	G	FGM	FGA	PCT.	3FG	3FA	PCT.	FTM	FTA	PCT.	PTS.	AVG.
1960-61	26	164	404	.406	0	0	.000	102	137	.745	430	16.5
1961-62	28	183	415	.441	0	0	.000	81	115	.705	447	15.9
1962-63	26	148	359	.412	0	0	.000	70	92	.761	366	14.1
Career	80	495	1178	.420	0	0	.000	253	344	.735	1243	15.5

28. - 1,220, Tony Warren, 1979-83

Year	G	FGM	FGA	PCT.	3FG	3FA	PCT.	FTM	FTA	PCT.	PTS.	AVG.
1979-80	27	203	338	.601	0	0	.000	70	102	.686	476	17.6
1980-81	23	133	286	.465	0	0	.000	52	75	.693	318	13.8
1981-82	23	67	179	.374	0	0	.000	38	57	.667	172	7.5
1982-83	25	96	216	.444	0	0	.000	62	83	.747	254	10.2
Career	98	499	1019	.490	0	0	.000	222	317	.700	1220	12.4

29. - 1,208, Tim McRoberts, 1980-84

Year	G	FGM	FGA	PCT.	3FG	3FA	PCT.	FTM	FTA	PCT.	PTS.	AVG.
1980-81	27	61	140	.436	0	0	.000	20	43	.465	142	5.3
1981-82	21	39	91	.429	0	0	.000	8	20	.400	86	4.1
1982-83	28	147	294	.500	0	0	.000	72	104	.692	366	13.1
1983-84	28	228	466	.489	0	0	.000	158	216	.731	614	21.9
Career	104	475	991	.479	0	0	.000	258	383	.674	1208	11.6

30. - 1,170, Chris Miskel, 1992-96

Year	G	FGM	FGA	PCT.	3FG	3FA	PCT.	FTM	FTA	PCT.	PTS.	AVG.
1992-93	28	62	131	.473	6	20	.300	15	34	.441	145	5.2
1993-94	29	159	310	.513	13	40	.325	69	105	.657	400	13.8
1994-95	24	126	280	.450	22	70	.314	60	125	.480	334	13.9
1995-96	27	115	246	.467	8	30	.267	53	96	.552	291	10.8
Career	108	462	967	.478	49	160	.306	197	360	.547	1170	10.8

31. - 1,147, Andrew Smith, 2009-13

Year	G	FGM	FGA	PCT.	3FG	3FA	PCT.	FTM	FTA	PCT.	PTS.	AVG.
2009-10	24	8	22	.364	0	0	.000	8	16	.500	24	1.0
2010-11	38	124	209	.593	0	1	.000	76	113	.673	324	8.5
2011-12	37	146	278	.525	19	54	.352	92	143	.643	403	10.9
2012-13	35	131	264	.496	17	57	.298	117	163	.718	396	11.3
Career	134	409	773	.529	36	112	.321	292	435	.671	1147	8.6

32. - 1,134, Tom Orner, 1975-79

Year	G	FGM	FGA	PCT.	3FG	3FA	PCT.	FTM	FTA	PCT.	PTS.	AVG.
1975-76	23	26	59	.440	0	0	.000	10	15	.666	62	2.6
1976-77	27	72	164	.439	0	0	.000	21	28	.750	165	6.1
1977-78	26	194	416	.466	0	0	.000	89	104	.856	477	18.4
1978-79	27	180	352	.511	0	0	.000	70	77	.909	430	15.9
Career	103	472	991	.476	0	0	.000	190	224	.848	1134	11.0

33. - 1,121, Brandon Miller, 2000-03

Year	G	FGM	FGA	PCT.	3FG	3FA	PCT.	FTM	FTA	PCT.	PTS.	AVG.
2000-01	32	106	272	.390	68	170	.400	93	115	.809	373	11.7
2001-02	32	103	271	.380	64	176	.364	84	103	.816	354	11.1
2002-03	33	122	278	.439	57	138	.413	93	114	.816	394	11.9
Career	97	331	821	.403	189	484	.390	270	332	.813	1121	11.6

34. - 1,117, Ken Pennington, 1957-60

Year	G	FGM	FGA	PCT.	3FG	3FA	PCT.	FTM	FTA	PCT.	PTS.	AVG.
1957-58	26	110	237	.464	0	0	.000	78	126	.619	298	11.4
1958-59	25	113	280	.404	0	0	.000	115	168	.684	341	13.7
1959-60	26	168	392	.429	0	0	.000	142	193	.736	478	18.4
Career	77	391	909	.430	0	0	.000	335	487	.688	1117	14.5

35. - 1,103, Dave Sanders, 1962-65

Year	G	FGM	FGA	PCT.	3FG	3FA	PCT.	FTM	FTA	PCT.	PTS.	AVG.
1961-62	23	68	145	.469	0	0	.000	31	41	.754	167	7.3
1963-64	26	168	377	.446	0	0	.000	64	87	.736	400	15.4
1964-65	26	228	483	.472	0	0	.000	80	107	.748	536	20.6
Career	75	464	1005	.462	0	0	.000	175	235	.745	1103	14.7

36. - 1,100, Joel Cornette, 1999-2003

Year	G	FGM	FGA	PCT.	3FG	3FA	PCT.	FTM	FTA	PCT.	PTS.	AVG.
1999-00	31	69	144	.479	0	0	.000	57	108	.528	195	6.3
2000-01	32	126	218	.578	0	0	.000	39	90	.422	290	9.1
2001-02	32	99	179	.553	0	0	.000	33	92	.359	231	7.2
2002-03	33	161	296	.544	0	1	.000	62	129	.481	384	11.6
Career	128	455	837	.544	0	1	.000	191	419	.456	1100	8.6

37. - 1,086, Avery Sheets, 2002-06

Year	G	FGM	FGA	PCT.	3FG	3FA	PCT.	FTM	FTA	PCT.	PTS.	AVG.
2002-03	33	59	137	.431	31	79	.392	18	25	.720	167	5.1
2003-04	30	123	282	.436	48	131	.366	37	42	.881	331	11.0
2004-05	28	99	240	.413	43	125	.344	30	37	.811	271	9.7
2005-06	33	114	260	.438	62	153	.405	27	31	.871	317	9.6
Career	124	395	919	.430	184	488	.377	112	135	.830	1086	8.8

38. - 1,028, Dave Bennett, 1968-71

Year	G	FGM	FGA	PCT.	3FG	3FA	PCT.	FTM	FTA	PCT.	PTS.	AVG.
1968-69	21	101	214	.472	0	0	.000	39	62	.629	241	11.5
1969-70	26	169	333	.508	0	0	.000	89	144	.618	427	16.4
1970-71	22	149	282	.528	0	0	.000	62	95	.653	360	16.4
Career	69	419	829	.505	0	0	.000	190	301	.631	1028	14.9

39. - 1,023, J. P. Brens, 1989-93

Year	G	FGM	FGA	PCT.	3FG	3FA	PCT.	FTM	FTA	PCT.	PTS.	AVG.
1989-90	28	103	198	.520	0	0	.000	101	144	.701	307	11.0
1990-91	29	111	230	.483	0	1	.000	111	163	.681	333	11.5
1991-92	31	99	171	.579	0	0	.000	95	163	.583	293	9.5
1992-93	13	32	68	.471	0	1	.000	26	49	.531	90	6.9
Career	101	345	667	.517	0	2	.000	333	519	.642	1023	10.1

40. - 1,018, Bruce Horan, 2002-06

Year	G	FGM	FGA	PCT.	3FG	3FA	PCT.	FTM	FTA	PCT.	PTS.	AVG.
2002-03	31	21	54	.389	21	51	.412	2	4	.500	65	2.1
2003-04	30	101	258	.391	96	242	.397	20	24	.833	318	10.6
2004-05	28	88	211	.417	84	205	.410	14	18	.778	274	9.8
2005-06	33	116	285	.407	113	275	.411	16	17	.941	361	10.9
Career	122	326	808	.403	314	773	.406	52	63	.825	1018	8.3



CAREER INDIVIDUAL RECORDS

Rebounds

1. 961, Daryl Mason, 1971-74
2. 956, Kameron Woods, 2011-15
3. 953, Jeff Blue, 1961-64
4. 884, Matt Howard, 2007-11
5. 814, Roosevelt Jones, 2011-16
6. 748, Darren Fowlkes, 1985-89
7. 742, Lynn Mitchem, 1979-83
8. 722, Mike Marshall, 1996-00
9. 719, Jon Neuhouser, 1994-98
10. 712, Joel Cornette, 1999-2003
11. 709, Kelan Martin, 2014-18
12. 689, Chad Tucker, 1983-88
13. 675, Ken Pennington, 1957-60
14. 658, Rylan Hainje, 1998-2002
15. 648, Andrew Smith, 2009-13
16. 637, Mike Miller, 1978-81
17. 625, J.P. Brens, 1989-93
18. 621, Tyler Wideman, 2014-18
19. 609, Khyle Marshall, 2010-14
20. 602, Kamar Baldwin, 2016-20

Assists (Since 1970)

1. 540, Thomas Jackson, 1998-02
2. 497, Ronald Nored, 2008-12
3. 471, Tim Bowen, 1989-93
4. 464, Roosevelt Jones, 2011-16
5. 457, Jeff Rogers, 1994-98
6. 411, Darrin Fitzgerald, 1983-87
7. 386, Aaron Thompson, 2017-pres.
8. 364, Kamar Baldwin, 2016-20
9. 357, Shelvin Mack, 2008-11
10. 323, Avery Sheets, 2002-06
11. 316, Mike Green, 2006-08
11. 316, A. J. Graves, 2004-08
13. 310, Mike Monserez, 2001-04
14. 305, Brandon Miller, 2000-03
15. 278, Darren Fowlkes, 1985-89
16. 274, Alex Barlow, 2011-15
17. 271, Travis Trice, 1993-95
17. 271, Tom Orner, 1975-79
19. 260, Wayne Burris, 1973-77
20. 254, Andrew Chrabascz, 2013-17
21. 247, Bill Lynch, 1972-77
22. 232, Andrew Graves, 1996-2000
22. 232, Jermaine Guice, 1990-94
24. 229, Tim McRoberts, 1980-84
25. 226, Claude Davis, 1979-83

Steals

1. 207, Thomas Jackson, 1998-02
1. 207, Ronald Nored, 2008-12
3. 196, Kamar Baldwin, 2016-20
4. 187, Alex Barlow, 2011-15
5. 183, A. J. Graves, 2004-08
6. 176, Darren Fowlkes, 1985-89
7. 159, Tim Bowen, 1989-93
7. 156, Darrin Fitzgerald, 1983-87
9. 153, Rylan Hainje, 1998-2002
10. 147, Roosevelt Jones, 2011-16
11. 146, Jermaine Guice, 1990-94
12. 128, Joel Cornette, 1999-03
13. 122, Brandon Miller, 2000-03
13. 122, Mike Marshall, 1996-2000
15. 118, Shelvin Mack, 2008-11

Blocked Shots

1. 203, Rolf van Rijn, 1994-98
2. 144, Joel Cornette, 1999-03
3. 131, Matt Howard, 2007-11
4. 125, Kameron Woods, 2011-15
5. 104, Tyler Wideman, 2014-18

6. 100, J. P. Brens, 1989-93
7. 82, Darren Fowlkes, 1985-89
8. 76, Mike Miller, 1978-81
9. 73, Brandon Polk, 2004-06
10. 72, Tim Haseley, 1981-85
11. 67, Roosevelt Jones, 2011-16
12. 65, Andrew Smith, 2009-13

Field Goals Made

1. 912, Chad Tucker, 1983-88
2. 801, Darrin Fitzgerald, 1983-87
3. 746, Kamar Baldwin, 2016-20
3. 721, Lynn Mitchem, 1979-83
4. 713, Kelan Martin, 2014-18
5. 664, Billy Shepherd, 1969-72
6. 632, Wayne Burris, 1973-77
7. 606, Matt Howard, 2007-11
8. 598, Kellen Dunham, 2012-16
9. 589, Roosevelt Jones, 2011-16
10. 576, Jon Neuhouser, 1994-98
11. 574, Tom Bowman, 1960-63
12. 572, Khyle Marshall, 2010-14
13. 571, A.J. Graves, 2004-08
14. 565, Darin Archbold, 1988-92
15. 556, Darren Fowlkes, 1985-89
16. 535, Jermaine Guice, 1990-94
17. 515, Shelvin Mack, 2008-11
18. 499, Tony Warren, 1979-83
19. 495, Rylan Hainje, 1998-2002
20. 481, Bobby Plump, 1954-58

Field Goal Pct. (100 made)

1. .623 (345-554), Tyler Wideman, 2014-18
2. .601 (113-188), Joey Brunk, 2016-19
3. .594 (300-505), Duane Lightfoot, 2000-04
4. .589 (344-584), Rolf van Rijn, 1994-98
5. .581 (384-661), Brandon Polk, 2004-06
6. .575, Greg Jones, 1981-83
7. .564 (235-417), Nate Fowler, 2015-19
8. .563, Doug Winger, 1965-68
9. .544 (455-837), Joel Cornette, 1999-2003
10. .543, Rodney Hayward, 1987-90

Three-Point Field Goals

1. 314, Bruce Horan, 2002-06
2. 303, A. J. Graves, 2004-08
3. 299, Kellen Dunham, 2012-16
4. 224, Kelan Martin, 2014-18
5. 217, Darnell Archey, 1999-2003
6. 216, Shelvin Mack, 2008-11
7. 200, Sean McDermott, 2015-20
8. 189, Brandon Miller, 2000-03
9. 184, Avery Sheets, 2002-06
10. 183, Pete Campbell, 2006-08
11. 181, Jody Littrell, 1986-90
12. 175, Matthew Graves, 1993-98
13. 174, Jermaine Guice, 1990-94
14. 170, Kamar Baldwin, 2016-20
15. 158, Darrin Fitzgerald, 1986-87**
16. 154, Zach Hahn, 2007-11
17. 152, Darin Archbold, 1989-92
18. 151, LaVall Jordan, 1997-2001
19. 143, Mike Monserez, 2001-04
20. 132, Paul Jorgensen, 2017-19
21. 118, Brandon Crone, 2003-07
22. 116, Gordon Hayward, 2008-10
23. 115, Rotnei Clarke, 2012-13
24. 110, Chase Stigall, 2008-13
25. 106, Thomas Jackson, 1998-2002

Three-Point Field Goal Pct. (50 made)

1. .483 (183-379), Pete Campbell, 2006-08

2. .465 (152-327), Darin Archbold, 1988-92
3. .455, Jody Littrell, 1986-90
4. .444, Thad Matta, 1987-90
5. .443 (217-490), Darnell Archey, 1999-03
6. .437 (158-362), Darrin Fitzgerald, 1986-87
7. .421 (75-178), Avery Woodson, 2016-17
8. .408 (115-282), Rotnei Clarke, 2012-13
9. .406 (314-773), Bruce Horan, 2002-06
10. .403 (200-496), Sean McDermott, 2016-20
11. .396 (72-182), Rylan Hainje, 1998-02
12. .394 (86-218), Jon Neuhouser, 1994-98
13. .392 (151-385), LaVall Jordan, 1997-2001
14. .390 (189-484), Brandon Miller, 2000-03
15. .385 (299-776), Kellen Dunham, 2012-16
16. .379 (58-153), Matt Howard, 2007-11
16. .379 (175-462), Matthew Graves, 1993-98
18. .378 (154-407), Zach Hahn, 2007-11
19. .377 (184-488), Avery Sheets, 2002-06
20. .370 (132-357), Paul Jorgensen, 2017-19
21. .369 (116-314), Gordon Hayward, 2008-10
22. .368 (78-212), Travis Trice, 1993-95
23. .363 (105-289), Jordan Tucker, 2018-20
23. .363 (77-212), Andrew Chrabascz, 2013-17
25. .357 (216-605), Shelvin Mack, 2008-11

Free Throws Made

1. 669, Matt Howard, 2007-11
2. 475, Bobby Plump, 1954-58
3. 468, Chad Tucker, 1983-88
4. 462, Darin Archbold, 1988-92
5. 451, Kellen Dunham, 2012-16
6. 405, Billy Shepherd, 1969-72
7. 397, Kelan Martin, 2014-18
8. 396, Darren Fowlkes, 1985-89
9. 390, Jeff Blue, 1961-64
10. 378, Mike Green, 2006-08
11. 363, Jermaine Guice, 1990-94
12. 362, A.J. Graves, 2004-08
13. 354, Roosevelt Jones, 2011-16
14. 348, Ken Pennington, 1957-60
15. 344, Keith Greve, 1951-54, 57-58
16. 333, J.P. Brens, 1989-93
17. 332, Thomas Jackson, 1998-2002
18. 326, Rylan Hainje, 1998-2002
19. 321, Ted Guzek, 1954-58
20. 316, Jeff Rogers, 1994-98
21. 312, Andrew Chrabascz, 2013-17
22. 294, Kamar Baldwin, 2016-20
23. 293, Andrew Smith, 2009-13
24. 291, Lynn Mitchem, 1979-83
25. 285, Ronald Nored, 2008-12

Free Throw Percentage (100 made)

1. .951 (156-164), Darnell Archey, 1999-2003
2. .900 (362-402), A. J. Graves, 2004-08
3. .864 (462-535), Darin Archbold, 1988-92
4. .848 (190-224), Tom Orner, 1975-79
5. .846 (237-280), Matthew Graves, 1993-98
6. .840 (451-537), Kellen Dunham, 2012-16
7. .835 (197-236), Mike Monserez, 2001-04
8. .831 (477-574), Bobby Plump, 1954-58
9. .830 (112-135), Avery Sheets, 2002-06
10. .827 (468-566), Chad Tucker, 1983-88

Scoring Average

1. 24.1, Billy Shepherd, 1969-72
2. 19.8, Chad Tucker, 1983-88
3. 18.8, Oscar Evans, 1970-72
4. 18.2, Darin Archbold, 1988-92
5. 17.9, Darrin Fitzgerald, 1983-87
6. 17.4, Jeff Blue, 1961-64
7. 16.7, Tom Bowman, 1960-63

8. 16.5, Lynn Mitchem, 1979-83
9. 16.4, Bobby Plump, 1954-58
10. 16.1, Ed Schilling, 1964-67



LETTERWINNERS

A

Adams, 1910
Adams, Claris, 1907
Agnew, Ralph, 1917
Albertson, Phil, 1940#
Aldridge, Jackson, 2012, 13, 14, 15
Allen, 1897
Allen, Danny, 1991, 92, 93, 94*
Allen, Wilbur, 1928, 29, 30
Allison, Scott, 1989
Alosinac, Boris, 2006#
Anderson, George, 1893
Anderson, Roger, 1931
Angell, Robert, 1961#
Anglin, Alex, 2008, 09, 10, 11
Anthony, Leslie, 1904
Arbuckle, Gordan, 1931
Archbold, Darin, 1989, 90, 91, 92*
Archey, Darnell, 2000, 01, 02, 03
Armstrong, Scott, 1934, 35, 36
Atkinson, Charles, 1940

B

Bacon, Bill, 1898
Baddley, Henry, 2017, 18, 19, 20
Bailey, Alan, 1931
Baird, Frank, 1932, 33, 34*
Baker, Charles, 1893
Baker, Dee, 1949, 50
Baker, Patrick, 2014#, 15#, 16#, 17#
Baldwin, Kamar, 2017, 18, 19, 20
Banks, Michael, 1991, 92
Barlow, Alex, 2012, 13, 14, 15
Barnett, Carl, 1907
Barnett, Chester, 1907
Barrick, Jim, 1959, 60
Barrowcliff, John, 1947, 48, 49
Bastian, Dave, 1980
Bates-Diop, Kai, 2020#
Battle, Khalif, 2020
Batts, Roscoe, 1934, 35, 36
Baumgartner, Jim, 1942
Beam, Mark, 1983, 84, 85, 86*
Beauford, Brian, 1991, 92, 93
Bennett, Dave, 1969, 70, 71
Bennett, Steven, 2014, 15, 16, 17
Berry, Rick, 1987, 88, 89, 90
Berry, Nolan, 2014
Betko, Julian, 2006, 07, 08*
Bevelhimer, Paul, 1951
Black, Art, 1922
Blackwell, Jess, 1961
Bland, Eugene, 1945
Blessing, Bob, 1924
Blocher, LeRoy, 1962#, 63#
Blomberg, Bruce, 1972
Blue, Jeff, 1962, 63, 64
Blue, Mike, 1964
Bose, Orville, 1959, 60
Bottema, Ray, 1945
Bottorff, Bob, 1962
Bowen, Tim, 1990, 91, 92, 93
Bowens, Quincy, 1993
Bowman, Tom, 1961, 62, 63
Braden, Carl, 1942, 43
Braden, Harold, 1940
Brafford, Ralph, 1935, 36
Braun, Leo, 1961, 62
Brens, J. P., 1990, 91, 92, 93*
Brickert, Everett, 1907
Brooks, Nick, 2004, 05
Brown, Bill, 1966, 67
Brown, Elijah, 2014
Brown, Erick, 2007#, 08#, 09#
Brown, Mark, 1904
Brown, Paul, 1922
Brunk, Joey, 2018, 19
Buchmeier, Tim 2007#
Buck, Dick, 1960
Bugg, William, 1927, 28, 29
Bull, Robert, 1895, 96
Bultman, Erv, 1962
Burdall, Orvis, 1950, 51, 52*
Burke, Michael, 2012#, 13#
Burriss, Wayne, 1974, 75, 76, 77*
Burt, Mike, 1984, 85
Butcher, Garrett, 2009, 10, 11, 12*
Butcher, Gary, 1963#, 64#, 65#
Butler, George, 1898

Butler, Tom, 1981, 82, 83

C

Campbell, Pete, 2007, 08*
Cantor, Chad, 1994, 95, 96, 97
Carr, John, 1978, 79
Carretta, Brian, 1995
Caskey, Jake, 1929
Cave, Marvin, 1948
Chadd, Archie, 1926, 27, 28*
Chadd, Howard, 1931, 32
Chambers, Charles, 1948#
Chandler, Dana, 1927, 28, 29
Chapman, Mike, 1964, 65
Chapman, Ralph, 1949, 50*
Chickendantz, Harry, 1931, 32, 33
Christopher, Clarence, 1925, 28
Christopher, Marshall, 1928, 29, 30
Chrabascz, Andrew, 2014, 15, 16, 17
Clark, Ed, 1966#, 67#
Clarke, Rotnei, 2013
Clay, Bob, 1936
Clayton, Jack, 1940, 41
Collier, Barry, 1975, 76
Colway, Eugene, 1922, 23, 24, 25
Combs, Lester, 1940, 41
Compton, Leroy, 1945
Cook, 1897
Cook, Art, 1945, 46*
Corbett, Norval, 1936
Cornelius, George, 1917
Comette, Joel, 2000, 01, 02, 03*
Cosgrove, Art, 1935, 36, 38*
Coward, Marcus, 1994, 95
Cox, Gary, 1967, 68
Cox, Wally, 1955, 56, 57, 58
Craft, Ray, 1958
Crain, Clarence, 1971, 72, 73
Cranny, Dick, 1952
Cranny, Jerry, 1946, 47, 48
Crockett, Reggie, 1950
Crone, Brandon, 2004, 05, 06*, 07*
Crone, Ken, 1985, 86
Crosley, Jim, 1952, 53, 54*
Crump, Lynn, 1991#, 92#, 93#
Cunningham, John, 1898
Curry, Lewis, 2000, 01, 02, 03
Curts, Justin, 2018#, 19#, 20#

D

Dale, Jerry, 1981
Daniels, 1907
Danner, Ben, 1999#, 00#
Darrah, 1897
Davenport, Frank, 1904, 06
Davenport, Fred, 1906, 07
Davenport, T., 1906
David, Christian, 2018, 19, 20
Davidson, 1893
Davis, Bert, 1931, 32, 33
Davis, Claude, 1980, 81, 82*, 83*
Davis, Jackson, 2015, 16
Deaton, John, 1989
Demmary, Gene, 1933, 34, 35
Deputy, Jim, 1941, 42
Detmer, Mason, 2012#
DeWitt, Gerald, 1945
Diederich, Ed, 1921
Dietz, Bob, 1939, 40, 41*
Ditz, Tom, 1898, 99
Disney, Brian, 1992#
Ditmire, Joe, 1955, 56
Dobson, Clarence, 1898, 99
Donovan, Campbell, 2018, 19
Donovan, Rick, 1987, 88, 89, 90
Doyle, Jim, 1947, 48, 49, 50
Drew, Scott, 1992#
Dudukovich, Dan, 1995, 96, 97, 98
Duncan, 1898
Dunham, Kellen, 2013, 14, 15, 16
Dunn, John, 1974, 75, 76, 77*
Dunn, Ryan, 2019#, 20#

E

Edwards, Dean, 1992
Edwards, Scott, 1907
Edwards, Vic, 1957
Eggert, Kyle, 1974
Ehret, Kent, 1971, 72, 73

Ellenberger, Norm, 1953, 54
Engelmann, Elliot, 2007, 08
Engle, Earl, 1959, 62
Englerth, Charles, 1952
Etherington, Austin, 2015, 16
Etherington, Brett, 1988, 89, 90, 91
Evans, Bob, 1947, 48, 49
Evans, Oscar, 1971, 72

F

Falquist, Ryan, 2001
Farley, 1898
Fawcett, Willard, 1936, 37, 38
Fehn, Jeff, 1975, 76, 77, 78
Ferguson, Doug, 1970
Ferrin, Gregg, 1963, 64
Fields, Walt, 1949
Fine, Marion, 1946
Fisher, 1897, 98
Fitzgerald, Darrin, 1984, 85, 86*, 87*
Fitzgerald, Ed, 1907
Fleece, Vener, 1907
Fledderjohn, John, 1964
Fletcher, Bob, 1943
Floyd, Walter, 1927, 28
Fordyce, Chad, 1988, 89, 90, 91
Fortmeyer, Phil, 1970#
Foster, Henry, 1955, 56, 57
Fougerousse, Art, 1951
Fowler, Nate, 2016, 17, 18, 19
Fowlkes, Darren, 1986, 87, 88, 89*
Frankfort, Marty, 1917*, 18*
Frayman, Jack, 1954, 55
Frazier, Otis, 1998
Freeman, Darren, 1992
Freeman, Ken, 1960, 62
Fromm, Erik, 2011, 12, 13, 14*
Fromuth, Alan, 1927, 28, 29
Fulkerson, 1897
Furman, Davis, 2015#, 16#, 17#, 18#

G

Gallahar, Tony, 1985, 86, 87
Gardner, Nick, 2001, 02, 03, 04
Garey, 1897
Garrott, Floyd, 1970, 71
Gathers, Jordan, 2016
Gault, Wade, 1989, 90, 91, 92*
Gavin, 1897
Gerdt, Doug, 1978#
Gerkenmeyer, Earl, 1935, 36, 37
Geyer, William, 1937, 38, 39
Giaseck, Bjorn, 1996, 97, 98, 99
Gilbreth, Dave, 1983, 84, 85
Gillens-Butler, Jerald, 2018, 19
Givens, Chris, 1986, 87
Givens, 1907
Golden, Bryce, 2019, 20
Good, Charles, 1913, 17
Graham, Alva, 1922
Graves, A. J., 2005, 06, 07, 08*
Graves, Andrew, 1997, 98, 99, 00*
Graves, Matthew, 1994, 96, 97*, 98*
Green, 1898
Green, Dick, 1964
Green, Lowell, 1939#
Green, Mike, 2007, 08*
Green, Vince, 2003#, 04#, 05#, 06#
Greve, Keith, 1952, 53, 54, 58*
Griffith, Harry, 1893
Griffith, Henry, 1893
Griggs, Haldane, 1923, 24, 25*
Grunst, Andy, 2003, 04, 05
Grunst, Ben, 2001, 02
Guice, Jermaine, 1991, 92, 93*, 94*
Gunn, Byron, 1939, 40
Guzek, Ted, 1955, 56, 57, 58

H

Hackworth, Brett, 1980#
Haffner, Dick, 1959, 60
Hahn, Zach, 2008, 09, 10, 11
Hainje, Rylan, 1999, 00, 01, 02
Hall, 1893
Hall, John, 1950, 51
Hamilton, Bill, 1939, 40, 41
Hardin, Steve, 1969
Hardy, Bill, 1942
Harker, Albert, 1923, 24, 26

Harmsen, Brian, 1978, 79
Harper, 1897
Harper, Clarence, 1968, 69
Harper, Mike, 1984, 85, 86, 87
Harris, Joe, 1987
Harrison, Ray, 1909
Hartley, Alonzo, 1907
Hartman, Norm, 1946
Haseley, Tim, 1982, 83, 84, 85
Haslam, Dick, 1960, 61, 62
Haslet, William, 1931, 32
Hastings, Markeese, 2020
Hayward, Gordon, 2009, 10
Haywood, Rodney, 1988, 89, 90*
Hazelett, Bruce, 1967
Heck, Carl, 2003#, 04#, 05#
Hedden, Frank, 1931#
Herbert, David, 1986, 87, 88
Hester, 1897
Hicks, Michael, 1998, 99
Hildebrand, Oral, 1928, 29, 30*
Hirschy, Andy, 1996, 97, 98, 99*
Hoaglin, Jack, 2019#, 2020#
Hogan, Pat, 1945
Hohit, Jim, 1967
Holloway, Don, 1952, 53, 55*
Holt, Dave, 1971, 72
Holz, Harold, 1926, 27, 28
Hombert, John, 1956
Hopkins, Chrishawn, 2011, 12
Hooker, Orville, 1921, 22*, 23, 24
Hoover, Aaron, 1985
Horan, Bruce, 2003, 04, 05, 06*
Hosier, Maurice, 1928, 29, 30
Howard, Matt, 2008, 09*, 10*, 11*
Howell, Jim, 1954
Howenstine, Fred, 1930#
Hoyt, Garry, 1967, 68, 69
Humbert, John, 1946
Hummel, Lee, 1945
Hummell, Keith, 1893
Hunckler, Fred, 1941, 42, 43*
Hunt, 1898
Hurt, Jim, 1971, 72
Hutson, Steve, 1979, 80, 81
Hynes, 1893
Hypes, Clay, 2017#, 18#, 19#

I

Ikerd, Larry, 1983, 84, 85
Iwema, Ron, 1963, 64, 65

J

Jackman, Willis, 1926, 28
Jackson, Bob, 1951
Jackson, Thomas, 1999, 00, 01, 02
Jagers, Chester, 1937, 39
James, Jeff, 2003, 04
Jarrett, Danny, 1982, 83, 84
Johnson, Larry, 1962
Jones, Greg, 1982, 83
Jones, John, 1959
Jones, John "Skip", 1982, 83
Jones, Johnny, 1985, 86
Jones, Paul, 1921, 22, 23, 24
Jones, Roosevelt, 2012, 13, 15, 16
Jones, Rowland, 1919, 21*, 22
Jones, Tom, 1964, 65
Jones, Toy, 1934, 35*, 36*
Jones, Will, 1999
Jordan, LaVall, 1998, 99, 00, 01*
Jorgensen, Paul, 2018, 19
Joseph, Loren, 1939, 40
Jukes, Avery, 2008, 09, 10
Jump, 1898
Jung, Phil, 1957

K

Kaiser, Bob, 1953#
Kampen, Elliott, 2012, 13, 14
Kampen, Emerson, 2010, 11, 12, 13
Karaffa, John, 1988, 89, 90, 91
Kauffman, Dan, 1962
Keach, Bob, 1925, 26
Keen, Clyde, 1895, 96
Kennington, Bob, 1912, 13
Kettenbach, 1897
Kettenbach, John, 1893
King, Bob, 1945



BUTLER RECORDS

LETTERWINNERS

King, Morris, 1934#
 Kingsbury, 1897
 Kingsbury, John, 1904
 Kingsbury, Layman, 1907, 09, 10
 Kingsbury, Theo, 1907
 Kitterman, Clayton, 1906, 07
 Knobel, George, 1939, 40
 Kokinda, Jack, 1968#
 Kon, Marcel, 1994, 95
 Konold, Dave, 1925
 Kouns, Beryl, 1955
 Krebs, Jack, 1963

L

Labda, Lodie, 1954
 Landwehr, Brian, 2001#, 02#, 03#, 04#
 Larsen, Bill, 1947
 Leffler, Mike, 1958, 59
 Leiendecker, Grant, 2008, 09, 10, 11
 Leslie, John, 1921, 22, 23*
 Lewis, Tyler, 2016, 17
 Lickliter, Todd, 1978, 79
 Lightfoot, Jr., Duane, 2001, 02, 03, 04*
 Ligon, Brian, 2004, 05, 06*, 07*
 Life, Carl, 1974, 75
 Lincks, Bob, 1951#, 52#
 Lindsey, Jacob, 2020#
 Lister, John, 1893, 97
 Littrell, Jody, 1987, 88, 89, 90*
 Lloyd, George, 1929#
 Lockhart, Art, 1913
 Loop, Charles, 1897, 98
 Loop, Martin, 1898
 Loop, Marvin, 1895, 96
 Lubs, Larry, 1977, 78, 79
 Ludlow, Ovid, 1895, 96
 Lynch, Bill, 1973, 75, 76*, 77
 Lynn, Chad, 1999#

M

Maas, Charlie, 1947, 48, 49*
 Mace, Matthew, 2017#, 18#, 19#, 20#
 Mack, Shelvin, 2009, 10, 11
 MacKenzie, Jack, 1953, 54
 Mackey, Greg, 1984, 85, 86
 Maguire, Chester, 1907
 Mahurin, Doug, 1981
 Maloney, Joe, 1977, 78, 79
 Manifold, Lothair, 1943
 Markland, Glenn, 1917
 Marsh, Chester, 1907, 09, 10
 Marsh, John, 1970
 Marshall, Khyle, 2011, 12, 13, 14*
 Marshall, Mike, 1997, 98, 99*, 00*
 Martin, Kelan, 2015, 16, 17, 18
 Maschmeyer, Cliff, 1943
 Mason, Daryl, 1972, 73, 74
 Matta, Thad, 1988, 89, 90*
 Mauck, Bill, 1967, 68
 Mauzy, Harold, 1904
 McClain, Tom, 1949#, 50#
 McCray, James, 1940, 41
 McDermott, Sean, 2017, 18, 19, 20
 McGaughey, Carl, 1898, 99
 McGlocklin, Don, 1975, 76, 77, 78*
 McGlocklin, Jon, 1975, 76
 McKay, Bob, 1906, 07, 09, 10
 McKenzie, Jason, 1993, 94, 95, 96*
 McKinney, Brad, 1987#, 88#
 McLaughlin, Ryan, 2008#, 09#
 McNorton, Paul, 1923
 McRoberts, Tim, 1981, 82, 83, 84*
 Mehl, Bob, 1949
 Merrill, William, 1936, 37, 38
 Middlesworth, Hugh, 1922, 23, 24*
 Miller, Brandon, 2001, 02, 03*
 Miller, Glenn, 1942, 43
 Miller, Harold, 1942, 43
 Miller, Mike, 1979, 80, 81
 Miller, Norman, 2019#, 20#
 Miller, Raymond, 1931, 32, 33*
 Miller, William, 1958, 59
 Milner, Gene, 1966, 67
 Mingle, George, 1943
 Mintner, Harry, 1895, 96
 Miskel, Chris, 1993, 94, 95, 96*
 Mitchell, Doug, 1977, 78*, 79*
 Mitchell, Sheddric, 1956, 57
 Mitchem, Lynn, 1980, 81, 82*, 83*

Moffett, 1909
 Monserez, Marty, 1972, 73, 74*
 Monserez, Mike, 2002, 03, 04*
 Moore, 1897
 Moore, Mike, 2000, 01, 02, 03
 Moore-Beitler, David, 2007#
 Morgan, Devontae, 2013
 Morris, Jim, 1936#
 Moses, John, 1959
 Mullane, Joe, 1912
 Mulloy, John-Michael, 2020
 Mundell, Landon, 2017#
 Murphy, Christian, 2013#, 14#, 15#, 16#
 Murray, James, 1906, 07, 09
 Murray, Paul, 1904
 Murray, Ryan, 1999, 2002#, 03#
 Mustain, John, 1954
 Myers, Brent, 1994#, 95#, 96#
 Myers, Jason, 1998, 99, 00
 Myers, Tyner, 1907

N

Neat, Lyle, 1939, 40, 41
 Neat, Scott, 1969
 Nell, John, 1967, 68
 Nellems, Marcus, 2006, 07
 Neuhouser, Jon, 1995, 96, 97*, 98*
 Neumann, Chris, 2005#, 06#, 07#, 08#
 Niedermyer, Tyler, 2008#
 Nipper, Bob, 1923, 24, 25, 26*
 Nored, Ronald, 2009, 10, 11, 12*
 Norris, Elwood, 1941
 Norris, Steve, 1968, 69, 70
 Null, Mike, 1895, 96
 Nze, Bryce, 2020

O

O'Brien, Ralph "Buckshot", 1947, 48, 49, 50
 O'Brien, Waller, 1950
 Olcott, Lloyd, 1947#
 Ormes, 1897
 Orner, Tom, 1976, 77, 78, 79
 Osborne, James, 1907
 Oswald, Connor, 2018#, 19#
 Overman, Earl, 1935, 37
 Owens, Adam, 2016#, 17#, 18#, 19#

P

Paff, Ethan, 2019#, 20#
 Parker, 1897
 Parker, James, 2004
 Parrish, Ben, 1932, 33, 34
 Parrish, Brad, 2014#, 15#, 16#
 Patterson, Gary, 2005
 Paul, Gordon, 1923, 24
 Paul, Justus, 1912, 13
 Pearson, Joe, 1970
 Pennington, Ken, 1958, 59*, 60*
 Perry, George, 1937, 38, 39*
 Perry, T. J., 1994, 95, 96, 97
 Peterman, Mark, 1955, 56, 57*
 Peters, Steve, 1982#, 83#, 84#
 Pettus, Trey, 2015, 16, 17
 Petty, Jerry, 1960
 Petty, Jim, 1966
 Pflugner, Mike, 1996, 97, 98, 99
 Phillips, Burdette, 1993
 Place, A. W., 1898
 Plump, Bobby, 1955, 56, 57, 58
 Poer, Harold, 1893
 Poland, Laural, 1937, 38, 39
 Polk, Brandon, 2005, 06
 Pollock, Doug, 1976, 77, 78
 Pope, Gordon, 1962, 63
 Porter, Harry, 1953, 54
 Prenatt, Dave, 1980
 Pritchett, Jess, 1932#
 Proffitt, Searle, 1931, 32, 33*

Q

Qualters, Matt, 2014#, 15#, 16#, 17#

R

Race, 1917
 Radecki, Larry, 1970
 Radkovic, Mike, 1952, 53*
 Raker, Gary, 1979, 80*
 Ramey, Larry, 1959, 60, 61

Randel, John, 1972, 73
 Rector, Damon, 2017#, 18#, 19#
 Reed, Bob, 1953, 54
 Reed, Luke, 1999
 Redenbacher, Leon, 1956
 Rehl, Bob, 1943
 Reid, Charles, 1907
 Reidenbach, Clarence, 1907
 Reinhardt, Craig, 1974, 75
 Reissner, Frank, 1932, 33, 34
 Reynolds, Cleon, 1929, 30
 Reynolds, Ryan, 2002, 03, 04
 Reliford, Katara, 1992, 93
 Richardson, Charles, 1939
 Richardson, Joe, 1982, 83
 Richardson, Thomas, 1912, 13
 Richter, Matt, 2014#, 15#, 16#
 Riley, Ray, 1957
 Robbins, Pat, 1945
 Roberts, 1897, 98
 Roberts, Lon, 1895, 96
 Robinson, 1893
 Robinson, Clyde, 1935#
 Robisch, Scott, 2000, 01, 02
 Rockwood, Brent, 1997
 Rodebeck, Ray, 1945
 Rodgers, Chris, 1981, 82, 83
 Rodgers, Nick, 2007, 08, 09, 10
 Roe, Nate, 1907
 Roe, Tom, 1898, 99
 Rogers, Jeff, 1995, 96, 97*, 98*
 Rollins, 1897
 Rose, Nathaniel, 1906, 07, 09
 Rosenstihl, Jim, 1951
 Ryser, Dave, 1990, 91, 92

S

Salatch, Ron, 1966, 67
 Sanders, Dave, 1963, 64, 65
 Sandhu, Dylan, 2019#
 Sanford, Logan, 2018#
 Savage, Kethan, 2017
 Scheetz, Dave, 1954, 55, 56*
 Schilling, Ed, 1966, 67*
 Schmidt, Herbert, 1907
 Schofield, Byron, 1937
 Schroeder, Bob, 1968, 69, 70
 Schumacher, Wilbur, 1940, 41, 42*
 Schwomeyer, Herb, 1942
 Scott, 1898
 Scott, Bill, 1958, 59*
 Scott, Mickey, 1967
 Seal, Jon, 1969, 70
 Selimbegovic, Srdan, 1996
 Sexson, Andy, 1980
 Sexson, Rick, 1975, 76
 Shade, Larry, 1964, 65, 66*
 Shakleton, 1893
 Sheets, Avery, 2003, 04, 05, 06
 Shepherd, Bill, Sr., 1947, 48, 49
 Shepherd, Bill, Jr., 1970, 71, 72
 Sherman, Russell, 2006#
 Shook, Larry, 1962, 63
 Shoup, John, 1988, 89, 90, 91
 Showley, Lon, 1965, 66
 Shunneson, Michael, 1994#
 Silvers, Xerxes, 1910, 12*, 13*
 Slaton, Ben, 2006, 07, 08
 Smalligan, Jamie, 2004, 05
 Smeathers, Andrew, 2012, 13
 Smith, Andrew, 2010, 11, 12, 13*
 Smith, David, 1893
 Smith, Lewis, 1937#
 Smits, Derrick, 2020
 Somerville, 1893
 Spadorcia, Jon, 1969
 Speckman, Dave, 1973, 74, 75
 Spielberg, Jacob, 2014#, 15#, 16#
 Steele, Travis, 2001#
 Steiner, Jerry, 1938, 39, 40*
 Stern, Satchel, 2020#
 Stewart, Ray, 1952, 53
 Stigall, Chase, 2010, 11, 12, 13
 Stohler, Gene, 1950
 Streicher, Drew, 2005, 06, 07, 08*
 Strole, Gerald, 1925, 26
 Sturtevant, Sam, 2016#, 17#, 18#, 19#
 Summers, Ed, 1926
 Sussman, Henry, 1917

T

Tackett, Marshall, 1930, 31, 32*
 Taylor, John, 1991, 92, 93, 94*
 Tharpe, Harold, 1907, 09
 Theofanis, George, 1952, 57
 Thomas, Cullen, 1909, 10, 12
 Thomas, Frank, 1979, 80
 Thompson, 1898
 Thompson, Aaron, 2018, 19, 20
 Thompson, Ed, 1977, 78, 79
 Thompson, Luther, 1893
 Tidrow, Ernie, 1942, 43
 Todd, Jared, 2012#, 13#, 14#
 Toon, Herod, 1945, 46, 47*, 48*
 Townsend, Earl, 1907
 Trice, Travis, 1994, 95*
 Tryer, Lester, 1897
 Tucker, Chad, 1984, 85, 86*, 88*
 Tucker, Jordan, 2019, 2020

U

Underwood, Evan, 2015#, 16#, 17#, 18#

V

Vandermeer, Melvin, 1939, 40
 Van Rijn, Rolf, 1995, 96, 97, 98
 Van Sickle, Wayne, 1899
 Van Wirt, 1910
 Vanzant, Shawn, 2008, 09, 10, 11
 Veasley, Willie, 2007, 08, 09, 10*
 Vergollo, Jordan, 2019#, 20#
 Volovic, Michael, 2014
 VonBargen, Scott, 1987

W

Wagener, Don, 1938
 Waggoner, Perry, 2018#
 Wakefield, Bob, 1925, 26, 27*
 Wallace, Roger, 1907
 Walls, Rob, 2001, 02, 03
 Warren, Tony, 1980, 81, 82*, 83
 Watson, Mike, 1971
 Weaver, Paul, 1942, 43
 Weber, John, 1961, 62
 Weidekamp, Flavian, 1951
 Weir, Paul, 2006
 Weiss, Noah, 2018#, 19#, 20#
 Weiss, Will, 2020#
 Wells, John, 1956#
 White, Frank, 1927, 28, 29*
 Whitinghill, Wilbur, 1940
 Wideman, Tyler, 2015, 16, 17, 18
 Williams, Frank, 1893
 Williams, Gerry, 1961, 62, 63
 Williams, Jeff, 1973, 74, 75
 Wilson, Don, 1961, 62
 Wilson, Kelsey, 1994, 95, 96, 97
 Wilson, Michael, 1989, 90, 91, 92*
 Windhurst, Bob, 1945
 Wininger, Doug, 1967, 68*
 Wise, Veri, 1913
 Withrow, Lyle, 1930, 31
 Wolfe, Charles, 1907
 Wolfe, Richards, 1931, 32
 Wood, Marvin, 1948, 49, 50
 Woodling, Homer, 1924
 Woods, Kameron, 2012, 13, 14, 15
 Woodson, Avery, 2017
 Wright, 1893

Y

Yeater, Mike, 1986, 87
 Young, Clayton, 2013#, 14#, 15#, 16#

Z

Ziamba, Paul, 1999#, 00#, 01#

*Team captain. #Team manager.



TEAM RECORDS

MOST GAMES

Season: 38, 2009-10; 2010-11

MOST POINTS

First Half: 71, vs. Citadel, Nov. 14, 2015
 Second Half: 73, vs. Citadel, Nov. 14, 2015
 Game: 144, vs. Citadel, Nov. 14, 2015
 Game (Regulation): 144, vs. Citadel, Nov. 14, 2015
 Season: 2,763 (35 games), 2017-18

MOST POINTS BY AN OPPONENT

Game: 136, Evansville (2OT), Feb. 9, 1991

MOST COMBINED POINTS

Game: 264, Evansville (136) vs. Butler (128), Feb. 9, 1991 (2OT)

BEST SCORING AVERAGE

Season: 89.0 (26 games), 1969-70

MOST FIELD GOALS

Game: 56, vs. Citadel, Nov. 14, 2015
 Season: 1,020 (35 games), 2017-18

MOST FIELD GOAL ATTEMPTS

Game: 110, vs. Wabash, Feb. 1, 1960
 Season: 2,155 (35 games), 2017-18

BEST FIELD GOAL PERCENTAGE

Game: .719 (41-57) vs. Maine, Nov. 15, 2014
 Season: .524 (845-1614), 1979-80

MOST CONSECUTIVE FIELD GOALS MADE

Game: 15, vs. St. Francis (N.Y.), Dec. 28, 1993

MOST THREE-POINT FIELD GOALS

Game: 20, at Cleveland State, Feb. 8, 2007
 Season: 321, 2006-07

MOST THREE-POINT FIELD GOAL ATTEMPTS

Game: 42, at UIC, Jan. 10, 2007
 Season: 871, 2006-07

BEST THREE-POINT FIELD GOAL %

Game (5 made): .857 (6-7) vs. Florida International, Jan. 18, 1999
 Season: .419 (198-473), 1986-87

MOST CONSECUTIVE THREE-POINT FG'S

Game: 10, vs. Villanova, Dec. 30, 2017

MOST FREE THROWS

Game: 51, vs. Evansville (2OT), Feb. 9, 1991
 Season: 725 (29 games), 1990-91

MOST FREE THROW ATTEMPTS

Game: 63, vs. Sacramento State, Jan. 3, 1995
 Season: 922 (29 games), 1990-91

BEST FREE THROW PERCENTAGE

Game (15 made): 1.000, (20-20) vs. Providence, Mar. 7, 2015; (16-16) vs. Cleveland State, Nov. 30, 1974; (15-15) vs. Villanova, Jan. 4, 2017
 Season: .799 (413-517), 1987-88

MOST REBOUNDS

Game: 70, vs. Wabash, Jan. 12, 1970
 Season: 1,337 (38 games), 2010-11

BEST REBOUND AVERAGE

Season: 49.7 (26 games), 1972-73

MOST ASSISTS

Game: 31, vs. Oral Roberts, Feb. 20, 1984
 Season: 476, 1979-80

MOST STEALS

Game: 18, vs. Wisconsin, Dec. 15, 1990
 Season: 269, 1990-91

MOST BLOCKED SHOTS

Game: 12, vs. Anderson, Dec. 4, 1996
 Season: 123, 1996-97 (33 games), 2011-12 (37 games)

MOST TURNOVERS

Game: 31, at Dayton, Jan. 25, 1990
 Season: 513, 1991-92

MOST PERSONAL FOULS

Game: 39, at Detroit, Feb. 4, 1989; vs. Evansville, Feb. 9, 1991
 Season: 688, 2006-07

MOST VICTORIES

Season: 33, 2009-10 (33-5)
 Consecutive Seasons: 61, 2009-10 (33-5) & 2010-11 (28-10)
 Three Consecutive Seasons: 89, 2007-10
 Four Consecutive Seasons: 118, 2006-10

BEST WINNING PERCENTAGE

Season: .895 (17-2), 1930-31; 1928-29

LARGEST WINNING MARGIN

Game: 73 (144-71), vs. Citadel, Nov. 14, 2015
 Season: 12.5 ppg, 2001-02

LARGEST LOSING MARGIN

Game: 54, vs. Illinois (88-34), 1954-55
 Season: 9.6 ppg, 1950-51

MOST CONSECUTIVE VICTORIES

Season: 25, 2009-10

MOST OVERTIME GAMES

Season: 7, 1996-97

MOST OVERTIME PERIODS

Game: 5, vs. Wabash, Feb. 1, 1960
 Season: 9, 1986-87

Hinkle Fieldhouse Records

Most Points, Butler Player - 54, Darrin Fitzgerald vs. Detroit, 2/9/87
Most Points, Opponent Player - 50, Austin Carr, Notre Dame, 2/23/70

Most Points, Butler Team - 144, vs. Citadel, 11/14/15

Most Points, Opponent Team - 136, Evansville, 2/9/91

ATTENDANCE

Single Game - 15,000 vs. Notre Dame, 2/23/70

Single Game (Since 1989) - 11,043 vs. Indiana, 11/27/93; vs. UW-Milwaukee, 3/1/03

Single Season - 118,225 (14 games), 1962-63

Single Season - 134,702 (16 games), 2018-19

Single Season - 146,489 (17 games), 2019-20

Note: Butler renovated the interior of Hinkle Fieldhouse in 1989, reducing the seating capacity from 15,000 to 11,043. The current capacity is 9,100.

SCORING AVERAGE

Year	Games	Avg.
1969-70	26	89.0
1970-71	26	88.5
1990-91	29	84.1
1965-66	26	81.5
1991-92	31	80.7
1964-65	26	80.2
2015-16	33	79.9
1957-58	26	79.1
2017-18	35	78.9
1971-72	26	77.8

REBOUNDING AVERAGE

Year	Games	Avg.
1972-73	26	49.7
1970-71	26	48.1
1971-72	26	47.5
1958-59	28	45.1
1973-74	26	44.4
1969-70	26	44.4
1965-66	26	44.4
1961-62	28	44.4
1959-60	26	43.9
1960-61	26	43.3



BUTLER RECORDS

TEAM RECORDS

WINS


Year	Coach	Wins
2009-10	Brad Stevens	33
2007-08	Brad Stevens	30
2006-07	Todd Lickliter	29
2010-11	Brad Stevens	28
2012-13	Brad Stevens	27
2002-03	Todd Lickliter	27
2008-09	Brad Stevens	26
2001-02	Todd Lickliter	26
2016-17	Chris Holtmann	25
2000-01	Thad Matta	24
1921-22	Harlan O. Page	24
2014-15	Chris Holtmann	23
1999-00	Barry Collier	23
1996-97	Barry Collier	23
2019-20	LaVall Jordan	22
2015-16	Chris Holtmann	22
2011-12	Brad Stevens	22
1998-99	Barry Collier	22
1997-98	Barry Collier	22
1961-62	Tony Hinkle	22
2017-18	LaVall Jordan	21
1991-92	Barry Collier	21
1924-25	Harlan O. Page	20
2005-06	Todd Lickliter	20

WINNING STREAKS

Year	Coach	Streak
2009-10	Brad Stevens	25
1999-00	Barry Collier	15
2010-11	Brad Stevens	14
2012-13	Brad Stevens	13
2001-02	Todd Lickliter	13
1961-62	Tony Hinkle	13
2008-09	Brad Stevens	11
1998-99	Barry Collier	11
2006-07	Todd Lickliter	10
2002-03	Todd Lickliter	10
1930-31	Tony Hinkle	10
1927-28	Tony Hinkle	10

Most Wins in Butler Program History By Class


Senior Season	Wins
2009-10	118
(Willie Veasley, Nick Rodgers)	
2010-11	117
(Matt Howard, Zach Hahn, Shawn Vanzant, Alex Anglin, Grant Leiendecker)	
2012-13	110
(Andrew Smith, Chase Stigall, Emerson Kampen)	
2011-12	109
(Ronald Nored, Garrett Butcher)	
2002-03	100
(Joel Cornette, Damell Archey, Lewis Curry, Mike Moore)	
2001-02	95
(Thomas Jackson, Rylan Hainje)	
2015-16 (includes 2011-12, not 2013-14)	94
(Roosevelt Jones)	
2003-04	93
(Duane Lightfoot, Jr., Nick Gardner)	
2007-08	92
(A.J. Graves, Drew Streicher)	
2017-18	91
(Kelán Martin, Tyler Wideman)	
2000-01	91
(LaVall Jordan)	
2013-14	91
(Khyle Marshall, Erik Fromm)	
1999-2000	90
(Mike Marshall, Andrew Graves)	



Paul D. "Tony" Hinkle
1926-42, 1945-70



Brad Stevens
2007-13



Barry Collier
1989-2000

BUTLER COACHING RECORDS

Years	Coach	Seasons	Won	Lost	Pct.
1896-97	Unknown	1	1	0	1.000
1897-99	James Zink	2	2	5	.286
1899-1903	Walter Kelly	4	6	8	.429
1903-04	Ralph Jones	1	2	2	.500
1904-06	Edgar Wingard	2	7	3	.700
1906-07	Art Guedel	1	2	4	.333
1907-08	John McKay	1	4	4	.500
1908-09	McKay/Joe McCrea	1	5	2	.714
1909-10	Walter Gipe	1	3	4	.429
1910-12	Bill Diddle	2	10	12	.455
1912-13, 1914-18	G. Cullen Thomas	5	16	28	.364
1918-19	Joe Mullane	1	1	9	.100
1919-20	F. E. Ellis	1	2	4	.333
1920-26	Harlan O. Page	6	103	30	.774
1926-42, 1945-70	Paul D. "Tony" Hinkle	41	560	392	.588
1942-43, 1944-45	Frank Hedden	2	18	15	.545
1970-77	George Theofanis	7	79	105	.429
1977-89	Joe Sexson	12	143	188	.432
1989-2000	Barry Collier	11	196	132	.598
2000-01	Thad Matta	1	24	8	.750
2001-07	Todd Lickliter	6	131	61	.682
2007-13	Brad Stevens	6	166	49	.772
2013-14	Brandon Miller	1	14	17	.452
2014-17	Chris Holtmann	3	70	31	.693
2017-pres.	LaVall Jordan	3	59	40	.596
1896-2020		122	1624	1153	.585



Thad Matta
2000-2001



Todd Lickliter
2001-07



Chris Holtmann
2014-17

Miscellaneous Coaching Records

Wins	560 "Tony" Hinkle 1926-42, 45-70	Games	952 "Tony" Hinkle 1926-42, 45-70
Winning Percentage (6 Seasons)	.772 Brad Stevens 2007-13	Winning Seasons	28 "Tony" Hinkle 1926-42, 45-70
Seasons	41 "Tony" Hinkle 1926-42, 45-70	20-Win Seasons	6 Brad Stevens



YEAR-BY-YEAR RECORDS


Year	Won	Lost	Pct.	Coach	Year	Won	Lost	Pct.	Coach
1896-97	1	0	1.000	Unknown	1963-64	13	13	.500	Paul D. Hinkle
1897-98	2	3	.400	James Zink	1964-65	11	15	.423	Paul D. Hinkle
1898-99	0	2	.000	James Zink	1965-66	16	10	.615	Paul D. Hinkle
1899-00	2	1	.667	Walter Kelly	1966-67	9	17	.346	Paul D. Hinkle
1900-01	2	1	.667	Walter Kelly	1967-68	11	14	.440	Paul D. Hinkle
1901-02	1	3	.250	Walter Kelly	1968-69	11	15	.423	Paul D. Hinkle
1902-03	1	3	.250	Walter Kelly	1969-70	15	11	.577	Paul D. Hinkle
1903-04	2	2	.500	Ralph Jones	1970-71	10	16	.385	George Theofanis
1904-05	6	2	.750	Wingard	1971-72	6	20	.231	George Theofanis
1905-06	1	1	.500	Wingard	1972-73	14	12	.539	George Theofanis
1906-07	2	4	.333	Art Guedel	1973-74	14	12	.539	George Theofanis
1907-08	4	4	.500	John McKay	1974-75	10	16	.385	George Theofanis
1908-09	5	2	.714	John McKay, Joe McCrea	1975-76	12	15	.444	George Theofanis
1909-10	3	4	.429	Walter Gipe	1976-77	13	14	.482	George Theofanis
1910-11	5	7	.417	Bill Diddle	1977-78	15	11	.577	Joe Sexson
1911-12	5	5	.500	Bill Diddle	1978-79	11	16	.407	Joe Sexson
1912-13	3	8	.273	G. C. Thomas	1979-80	12	15	.444	Joe Sexson
1913-14				NO BASKETBALL AT BUTLER	1980-81	5	22	.185	Joe Sexson
1914-15	3	4	.429	G. C. Thomas	1981-82	7	20	.259	Joe Sexson
1915-16	3	4	.429	G. C. Thomas	1982-83	15	13	.536	Joe Sexson
1916-17	7	6	.539	G. C. Thomas	1983-84	13	15	.464	Joe Sexson
1917-18	0	6	.000	G. C. Thomas	1984-85	19	10	.655	Joe Sexson
1918-19	1	9	.100	Joe Mullane	1985-86	9	19	.321	Joe Sexson
1919-20	2	4	.333	F. E. Ellis	1986-87	12	16	.429	Joe Sexson
1920-21	16	4	.800	Harlan O. Page	1987-88	14	14	.500	Joe Sexson
1921-22	24	6	.800	Harlan O. Page	1988-89	11	17	.393	Joe Sexson
1922-23	16	4	.800	Harlan O. Page	1989-90	6	22	.214	Barry Collier
1923-24	11	7	.611	Harlan O. Page	1990-91	18	11	.621	Barry Collier
1924-25	20	4	.833	Harlan O. Page	1991-92	21	10	.678	Barry Collier
1925-26	16	5	.762	Harlan O. Page	1992-93	11	17	.393	Barry Collier
1926-27	17	4	.810	Paul D. Hinkle	1993-94	16	13	.552	Barry Collier
1927-28	19	3	.864	Paul D. Hinkle	1994-95	15	12	.556	Barry Collier
1928-29	17	2	.895	Paul D. Hinkle	1995-96	19	8	.704	Barry Collier
1929-30	12	8	.600	Paul D. Hinkle	1996-97	23	10	.697	Barry Collier
1930-31	17	2	.895	Paul D. Hinkle	1997-98	22	11	.667	Barry Collier
1931-32	14	5	.737	Paul D. Hinkle	1998-99	22	10	.688	Barry Collier
1932-33	16	5	.762	Paul D. Hinkle	1999-00	23	8	.742	Barry Collier
1933-34	14	7	.667	Paul D. Hinkle	2000-01	24	8	.750	Thad Matta
1934-35	13	7	.650	Paul D. Hinkle	2001-02	26	6	.813	Todd Licklitter
1935-36	6	15	.286	Paul D. Hinkle	2002-03	27	6	.818	Todd Licklitter
1936-37	6	14	.300	Paul D. Hinkle	2003-04	16	14	.533	Todd Licklitter
1937-38	11	12	.478	Paul D. Hinkle	2004-05	13	15	.464	Todd Licklitter
1938-39	14	6	.700	Paul D. Hinkle	2005-06	20	13	.606	Todd Licklitter
1939-40	17	6	.739	Paul D. Hinkle	2006-07	29	7	.806	Todd Licklitter
1940-41	13	9	.591	Paul D. Hinkle	2007-08	30	4	.882	Brad Stevens
1941-42	13	9	.591	Paul D. Hinkle	2008-09	26	6	.813	Brad Stevens
1942-43	4	9	.308	Frank Hedden	2009-10	33	5	.868	Brad Stevens
1943-44				NO BASKETBALL AT BUTLER	2010-11	28	10	.737	Brad Stevens
1944-45	14	6	.700	Frank Hedden	2011-12	22	15	.595	Brad Stevens
1945-46	12	8	.600	Paul D. Hinkle	2012-13	27	9	.750	Brad Stevens
1946-47	16	7	.696	Paul D. Hinkle	2013-14	14	17	.452	Brandon Miller
1947-48	14	7	.667	Paul D. Hinkle	2014-15	23	11	.676	Chris Holtmann
1948-49	18	5	.783	Paul D. Hinkle	2015-16	22	11	.667	Chris Holtmann
1949-50	12	12	.500	Paul D. Hinkle	2016-17	25	9	.735	Chris Holtmann
1950-51	5	19	.208	Paul D. Hinkle	2017-18	21	14	.600	LaVall Jordan
1951-52	12	12	.500	Paul D. Hinkle	2018-19	16	17	.485	LaVall Jordan
1952-53	14	9	.609	Paul D. Hinkle	2019-20	22	9	.710	LaVall Jordan
1953-54	13	12	.520	Paul D. Hinkle	Totals	1624	1153	.585	122 Seasons
1954-55	10	14	.417	Paul D. Hinkle					
1955-56	14	9	.609	Paul D. Hinkle					
1956-57	11	14	.440	Paul D. Hinkle					
1957-58	16	10	.615	Paul D. Hinkle					
1958-59	19	9	.679	Paul D. Hinkle					
1959-60	15	11	.577	Paul D. Hinkle					
1960-61	15	11	.577	Paul D. Hinkle					
1961-62	22	6	.786	Paul D. Hinkle					
1962-63	16	10	.615	Paul D. Hinkle					



COACHING RECORDS

Paul D. "Tony" Hinkle

Men's Basketball Coach: 1926-42, 45-70



Paul D. "Tony" Hinkle was the man who molded Butler University's athletic tradition. He served Butler for nearly half a century as a teacher, coach and athletic administrator, and then continued to stay active at the university following his retirement in 1970, filling the position of special assistant to the president.

The legendary coach came to Butler in 1921 and, except for a brief interruption in the early 1940's when he served as a naval officer, he remained with the university until his death in September, 1992.

Among his many accomplishments was a basketball national championship in 1929. He led Butler to its first NIT berth in 1958 and to its first NCAA Tournament berth in 1962. In 1966, the Butler Fieldhouse was renamed Hinkle Fieldhouse in his honor. He coached in the East-West College All-Star game, the Indiana-Kentucky College All-Star game, and in the first game between the United States all-star team and the Soviet Union all-stars. While serving in the navy in 1943, he coached the Great Lakes team to a memorable upset of previously unbeaten Notre Dame.

During his time at Butler, Hinkle coached the school's football, basketball and baseball teams to over 1,000 victories, placing him among the nation's all-time winningest collegiate coaches and earning him a reputation as one of the nation's top three-sport coaches of all-time. His 560 career basketball wins rank him among the NCAA's "Top 40" all-time winningest basketball coaches, and his 41 years of coaching service rank fifth on the NCAA's all-time list behind Phog Allen of Kansas, Jim Phelan of Mount St. Mary's, Ed Diddle of Western Kentucky and Ray Meyer of DePaul.

Hinkle, born Dec. 19, 1898, was a member of the James Naismith Basketball Hall of Fame, the Helms Foundation Football and Basketball Halls of Fame, the Indiana Basketball Hall of Fame and the NACDA Hall of Fame. He was a president of the National Collegiate Basketball Coaches Association, and in 1962, he received the NCBCA's top award for his contributions to the game. He was also voted a special citation from the Football Writers Association of America for his work in college football.

Tony Hinkle's Butler Coaching Record

	Years	Won	Lost	Tied	Pct.
Football	1926, 35-41, 46-69	165	99	13	.619
Basketball	1926-42, 45-70	560	392	0	.588
Baseball	1921-28, 33-41, 46-70	335	309	5	.520
Totals		1060	800	18	.569

Did You Know?

Paul D. "Tony" Hinkle is the man who originated the orange colored basketball. Until the late 1950's, basketballs were dark brown, but Hinkle wanted a ball that could be better seen by players and fans. He worked with The Spalding Company to come up with a new ball, which was tested at the 1958 NCAA Finals in Louisville. The NCAA was impressed and the new orange ball was adopted.

Barry Collier

Men's Basketball Coach: 1989-2000

After being named Butler's head coach in 1989, Barry Collier led the Bulldogs for 11 years and to six postseason campaigns. In 1997, Collier mentored the Bulldogs to an NCAA Tournament appearance, the school's first in 35 years.

During his 11 seasons at BU, Collier had two players earn MCC Player of the Year honors. He had one player named to the CoSIDA Academic All-America team and had one player earn a prestigious NCAA Postgraduate Scholarship. Of the 37 players who completed their senior season under him, 36 earned their degree. Overall, he guided the Bulldogs to a 196-132 record, including a then-school-record five 20-win seasons. Prior to his arrival, Butler had just two 20-win seasons in 91 years of intercollegiate basketball. In his last four seasons at Butler, Collier guided the Bulldogs to a 90-39 (.698) record and four consecutive postseason tournament appearances. His 196 career wins are the second-highest total in Butler history, trailing only the legendary Tony Hinkle. He was named MCC Coach of the Year in 1991, 1997, 1999 and 2000.

In 2000, Collier was named the head men's basketball coach at the University of Nebraska. He led the Cornhuskers for six seasons before returning to Butler in 2006 as Vice President and Director of Athletics.

In July of 2013, Collier and Butler University President James Danko oversaw the school's move to the BIG EAST Conference. The move not only brought higher levels of athletic competition and exposure, the change aligned Butler University with some of the nation's premier private institutions.

Collier has been appointed to a four-year term on the NCAA Division I Men's Basketball Oversight Committee, which will run through 2023. He concluded a four-year term on the National Invitation Tournament Committee in 2019, serving as the committee chair for the 2018-19 season.

Collier is a 1976 graduate of Butler. He led the Bulldogs in rebounding in each of his two seasons playing for the Bulldogs after transferring from Miami-Dade Community College. Collier was named Team MVP during his senior campaign. Assistant coaching stints at Rose-Hulman, Seattle Central Community College, the University of Idaho, the University of Oregon, and Stanford University led to his first head coaching position at Butler in 1989.





COACHING RECORDS

In his six seasons as head coach at Butler, Brad Stevens boasted a 166-49 record, four league regular season championships, three league tournament titles and six trips to postseason tournament play. He has the top two single-season win totals in Butler and Horizon League history, and he became the only coach in school history to lead a team to the NCAA Division I national championship game, which he did twice.

Stevens owns two Horizon League Coach of the Year awards and has rewritten the NCAA record book for Best Coaching Starts by Wins. During the 2012-13 season, he moved into the top spot on the six-year list (with 166 victories). He captured the five-year record (139), moving ahead of Everett Case of North Carolina State (1947-51) in 2011-12, and at the time of his departure from Butler, he owned the three-year (89) and four-year (117) records as well.

Stevens joined the Bulldogs' staff in 2000-01 as coordinator of basketball operations, handling a variety of administrative duties. He was offered a full-time assistant coaching position by Todd Lickliter in 2001-02. Stevens worked with Lickliter for six seasons spanning from 2001-07. During Stevens' tenure as an assistant coach with the Bulldogs, Butler compiled a 131-61 record, won three Horizon League regular season championships and made four trips to postseason tournament play.

Stevens was introduced as the new men's basketball head coach at Butler University on April 4, 2007, just three days after his former boss, Lickliter, was named head coach at the University of Iowa. He became the third consecutive former Butler assistant coach to be named head coach of the Bulldogs, and he served under the previous two - Thad Matta and Lickliter.

In his debut season with Butler (2007-08) he guided Butler to their first 30-win season. The Bulldogs were ranked in the "Top 25" of the AP and ESPN/USA Today national polls for 19 consecutive weeks, including a record three weeks in the "Top 10". At the age of 31, he became the third-youngest Division I coach to guide his team to 30 wins and was the youngest coach to do so in more than half a century. During the 2009-10 season he was named the NABC All-District 12 Coach and was a finalist for several national coaching awards as Butler ended the season as the No. 2-ranked team in the final ESPN/USA Today national poll. The Bulldogs compiled a school record 25-game winning streak during the season which also was the longest winning streak in the nation that season.

Stevens was named head coach of the Boston Celtics in the summer of 2013.



Brad Stevens

Men's Basketball Coach: 2007-2013

Brad Stevens Coaching Career

Year	School	Overall	Pct.	League	Pct.	League Finish	Tournament	Postseason
2007-08	Butler	30-4	.882	16-2	.889	1st	1st	NCAA (Round of 32)
2008-09	Butler	26-6	.813	15-3	.833	1st	2nd	NCAA (Round of 64)
2009-10	Butler	33-5	.868	18-0	1.000	1st	1st	NCAA (National Runner-up)
2010-11	Butler	28-10	.737	13-5	.722	1st-Tie	1st	NCAA (National Runner-up)
2011-12	Butler	22-15	.595	11-7	.611	3rd-Tie	3rd-Tie	CBI (Semifinals)
2012-13	Butler	29-7	.750	11-5 (A10)	.688	3rd-Tie	3rd-Tie	NCAA (Round of 32)
Career		166-49	.772	84-22	.792			



INDIVIDUAL HONORS

NABC National Coach of the Year



Butler men's basketball coach **Todd Lickliter** was selected as the 2007 Division I Coach of the Year by the National Association of Basketball Coaches (NABC). He received his award on April 1, 2007 at the AT & T/NABC Awards Show at the Sydney Marcus Auditorium in Atlanta, Ga., during Final Four weekend.


Lickliter guided the Bulldogs to a school and Horizon League record 29 victories in 2006-07. He led Butler to a regular season co-championship in the Horizon League and then took the Bulldogs to the Sweet 16 of the 2007 NCAA Men's Basketball Championship. Butler defeated Old Dominion in the first round of the tournament and then beat #18 Maryland in the second round, before falling to eventual national champion Florida in the Sweet 16.

Butler was picked sixth in the Horizon League's preseason poll, but the Bulldogs wasted little time proving the predictors wrong. Lickliter's club opened the season with a 40-point win at Tulane and then captured the Midwest Region title of the NIT Season Tip-Off with back-to-back victories over Notre Dame and Indiana. The Bulldogs continued to roll in New York, defeating #22 Tennessee and #23 Gonzaga to capture the NIT Season Tip-Off title.

Lickliter led the Bulldogs to 10 straight wins to open the season, including a victory over Purdue in the Wooden Tradition. The 10 wins matched the second-fastest start in school history and the fifth-longest winning streak in school annals. Butler cracked the "Top 25" on Nov. 27 and the Bulldogs were nationally-ranked for a school and league record 16 consecutive weeks (broken in 2007-08). Lickliter's club became the first team in Horizon League history to break into the nation's "Top 10" on Feb. 5!

The 2006-07 Bulldogs became the first team in league history to record 20 wins before February and the first Horizon League team to win 26 regular season games. Butler had three wins over teams that were ranked in the "Top 25" and eight victories over squads that advanced to the NCAA Tournament.

Lickliter became the first Butler basketball coach to be selected for the NABC's highest award. He's also become the first coach in Horizon League history to be honored by the national coaches organization.



Darrin Fitzgerald

Butler's NCAA Statistical Champs

Individual 3-Point Field Goals		
1986-87	Darrin Fitzgerald	158
Individual Free Throw Shooting		
1990-91	Darin Archbold	.912
Team Free Throw Shooting		
1987-88	Butler	.799
1990-91	Butler	.786
Team Fewest Turnovers Per Game		
2006-07	Butler	9.5



INDIVIDUAL HONORS

Darnell Archey 85 Consecutive Free Throws Made 2001-03

Butler's Darnell Archey established an NCAA Division I record by hitting 85 consecutive free throws over three seasons. His streak began at Hinkle Fieldhouse on Feb. 15, 2001, and ended in the Fieldhouse on Jan. 18, 2003. Archey, who did not miss a free throw during the entire 2001-02 season, tied the previous NCAA record of 73 consecutive free throws (set by Gary Buchanan of Villanova, 2000-01) in the championship game of the Rainbow Classic in Hawaii, and then he broke the record with his first free throw at UIC on Jan. 4, 2003. Archey's record streak came to an end with 3:42 remaining in Butler's home victory over Youngstown State on Jan. 18, 2003.



Darnell Archey's Record Free Throw Streak Feb. 15, 2001 - Jan. 18, 2003

Date	Opponent	FT's
2/15/01	UW-Milwaukee	2-2
2/17/01	UW-Green Bay	1-1
2/22/01	at Loyola	2-2
2/24/01	at UIC	5-5
3/6/01	Detroit*	2-2
3/16/01	Wake Forest#	4-4
3/18/01	Arizona#	2-2
12/3/01	at Lipscomb	3-3
12/17/01	at Mount St. Mary's	2-2
12/28/01	Samford+	4-4
12/29/01	Indiana+	2-2
1/17/02	UW-Green Bay	1-1
1/23/02	Loyola	2-2
2/9/02	Cleveland State	2-2
2/23/02	UIC	3-3
3/14/02	Bowling Green&	4-4
12/5/02	at Indiana State	8-8
12/7/02	at Evansville	6-6
12/10/02	Bradley	7-7
12/21/02	St. Louis	2-2
12/28/02	Texas-Pan American%	2-2
12/29/02	Western Kentucky%	5-5
12/30/02	at Hawaii%	2-2
1/4/03	at UIC***	3-3
1/11/03	Detroit	6-6
1/16/03	at Wright State	2-2
1/18/03	Youngstown State	1-2

*Horizon League Tournament, Dayton, Ohio.
#NCAA Tournament, Kansas City, Mo.
+Hoosier Classic, Indianapolis, Ind.
&NIT, Indianapolis, Ind.
%Rainbow Classic, Honolulu, Hawaii
***Broke previous NCAA Record of 73 consecutive free throws.

STREAK FACTS

Span of Streak: 24 months
Total Games in Streak: 57
Free Throws at Home: 31
Free Throws Away: 33
Free Throws at Neutral Sites: 21
Number of opponents: 22
Most free throws vs. one opponent: 11 vs. Detroit
Number of arenas: 11
Free Throws By Arena:
Hinkle Fieldhouse: 31
Stan Sheriff Center: 9
UIC Pavilion: 8
Hulman Center: 8
Conseco Fieldhouse: 6
Kemper Arena: 6
Roberts Stadium: 6
Nutter Center: 4
Lipscomb Arena: 3
Joseph J. Gentile Center: 2
Knott Arena: 2

A. J. Graves Fourth On NCAA All-Time Free Throw Streak List

Butler's A. J. Graves had a streak of 63 consecutive free throws made during the 2006-07 season. That streak ranks as the third-longest single season streak and fourth-longest all-time streak in NCAA Division I history. Graves began the 2006-07 campaign by hitting 91 of his first 92 free throw attempts!



INDIVIDUAL HONORS

BUTLER MVP'S

1946-47	Charles Maas
1947-48	James Doyle
1948-49	"Buckshot" O'Brien
1949-50	"Buckshot" O'Brien
1950-51	Orvis Burdsall
1951-52	Orvis Burdsall
1952-53	Keith Greve
1953-54	Jim Crosley
1954-55	Don Holloway
1955-56	Dave Scheetz
1956-57	Bobby Plump
1957-58	Bobby Plump
1958-59	Bill Scott
1959-60	Ken Pennington
1960-61	Gerry Williams
1961-62	Tom Bowman
1962-63	Jeff Blue
1963-64	Jeff Blue
1964-65	Dave Sanders
1965-66	Larry Shade
1966-67	Doug Wininger
1967-68	Doug Wininger
1968-69	Steve Norris
1969-70	Steve Norris
1970-71	Oscar Evans
	Bill Shepherd
1971-72	Bill Shepherd
1972-73	Clarence Crain
1973-74	Daryl Mason
1974-75	John Dunn
1975-76	Wayne Burris
	Barry Collier
1976-77	Wayne Burris
1977-78	Tom Orner
1978-79	Tom Orner
1979-80	Gary Raker
	Tony Warren
1980-81	Lynn Mitchem
1981-82	Lynn Mitchem
1982-83	Lynn Mitchem
1983-84	Tim McRoberts
1984-85	Mike Burt
	Chad Tucker
1985-86	Chad Tucker
1986-87	Darrin Fitzgerald
1987-88	Chad Tucker
1988-89	Darren Fowlkes
1989-90	Rodney Haywood
1990-91	Darin Archbold
1991-92	Darin Archbold
1992-93	Jermaine Guice
1993-94	Jermaine Guice
1994-95	Travis Trice
1995-96	Chris Miskel
1996-97	Jon Neuhouser
1997-98	Matthew Graves
1998-99	Mike Marshall
1999-00	Mike Marshall
2000-01	LaVall Jordan
2001-02	Thomas Jackson
2002-03	Brandon Miller
	Joel Cornette
2003-04	Mike Monserez
2004-05	Brandon Polk
2005-06	Brandon Polk
2006-07	Brandon Crone
2007-08	Mike Green
	A. J. Graves
2008-20	None chosen

HILTON U. BROWN/MENTAL ATTITUDE AWARD

1956-57	Mark Peterman
1957-58	Keith Greve
1958-59	Bill Scott
1959-60	Orville Bose
1960-61	Larry Ramey
1961-62	Dick Haslam
1962-63	Tom Bowman
1963-64	Gregg Ferrin
1964-65	Ron Iwema
1965-66	Larry Shade
1966-67	Jim Hohit
1967-68	John Nell
1968-69	Garry Hoyt
1969-70	Steve Norris
1970-71	Dave Bennett
1971-72	Oscar Evans
1972-73	Clarence Crain
1973-74	Marty Monserez
1974-75	Carl Lile
1975-76	Bill Lynch
1976-77	Bill Lynch
1977-78	Don McGlocklin
1978-79	Doug Mitchell
1979-80	Frank Thomas
1980-81	Steve Hutson
1981-82	Claude Davis
1982-83	Claude Davis
1983-84	Tim McRoberts
1984-85	Tim Haseley
1985-86	Mark Beam
1986-87	Mike Harper
1987-88	Jody Littrell
1988-89	Jody Littrell
1989-90	Rick Donovan
1990-91	John Shoup
1991-92	Wade Gault
1992-93	J. P. Brens
1993-94	Danny Allen
1994-95	Marcel Kon
1995-96	Jason McKenzie
1996-97	Chad Cantor
1997-98	Mike Marshall
1998-99	Andy Hirschy
1999-00	Andrew Graves
2000-01	Thomas Jackson
2001-02	Joel Cornette
2002-03	Rob Walls
2003-04	Ryan Reynolds
2004-05	Brian Ligon
2005-06	Marcus Nellems
2006-07	Marcus Nellems
2007-08	Drew Streicher
	Julian Betko
	Pete Campbell
2008-20	None chosen

**Cecil N. Coleman
Medal of Honor**

The Cecil N. Coleman Medal of Honor was presented by the Horizon League to one male and female student-athlete who best demonstrates outstanding achievement in academics, athletics and extra curricular activities. Six former Butler basketball players earned the prestigious conference honor:

1989-90	Jody Littrell
1995-96	Chris Miskel
1997-98	Jon Neuhouser
2002-03	Brandon Miller
2007-08	A. J. Graves
2010-11	Matt Howard

ACADEMIC HONORS

Academic All-America	
2014-15	Alex Barlow (2nd Team)
2012-13	Andrew Smith (2nd team)
2011-12	Ronald Nored (2nd team)
2010-11	Matt Howard (1st team)*
2009-10	Matt Howard (1st team)
	Gordon Hayward (3rd team)
2008-09	Matt Howard (2nd team)
2007-08	A. J. Graves (2nd team)
	Drew Streicher (3rd team)
2006-07	A. J. Graves (1st team)
1994-95	Chris Miskel (3rd team)
*Academic All-American of the Year.	
Academic All-District V	
2017-18	Nate Fowler
2014-15	Alex Barlow
2013-14	Alex Barlow
2012-13	Andrew Smith
2011-12	Ronald Nored
2010-11	Matt Howard
2009-10	Matt Howard
	Gordon Hayward
2008-09	Matt Howard
2007-08	A. J. Graves
	Drew Streicher
2006-07	A. J. Graves
	Drew Streicher
2002-03	Brandon Miller
2001-02	Brandon Miller
1998-99	Andy Hirschy
1997-98	Matthew Graves
1995-96	Chris Miskel
1994-95	Chris Miskel
1993-94	Chris Miskel
1990-91	John Karaffa
1988-89	Jody Littrell
1987-88	Jody Littrell
NCAA Post-Graduate Scholarship Winners	
1991	John Karaffa
1977	Wayne Burris
BIG EAST Scholar-Athlete of the Year	
2020	Kamar Baldwin
2016	Kellen Dunham
2015	Alex Barlow
2014	Alex Barlow
Atlantic 10 Academic All-Conference	
2013	Andrew Smith
Horizon League Academic All-Conference	
2012	Ronald Nored
2011	Matt Howard, Ronald Nored, Zach Hahn
2010	Matt Howard, Zach Hahn
2009	Matt Howard, Zach Hahn
2008	A. J. Graves, Julian Betko, Drew Streicher
2007	A. J. Graves, Julian Betko, Drew Streicher
2006	A. J. Graves, Julian Betko, Drew Streicher
2005	Drew Streicher, Andy Grunst
2003	Brandon Miller
	Mike Monserez
2002	Brandon Miller
2001	Brandon Miller
2000	Andrew Graves
1999	Andy Hirschy
1998	Matthew Graves, Andy Hirschy
1996	Chris Miskel
1995	Chris Miskel
1994	Chris Miskel
1991	John Karaffa
1982	Claude Davis
	Tim McRoberts
1981	Claude Davis



INDIVIDUAL HONORS

BUTLER'S LEAGUE LEADERS

SCORING

Table with columns for year, conference, player name, and points. Includes players like Darrin Fitzgerald (26.2), Tom Orner (20.8), Bill Shepherd (25.1), Ted Guzek (20.5), and Keith Greve (20.3).

REBOUNDING

Table with columns for year, conference, player name, and rebounds. Includes Daryl Mason (15.8) and Daryl Mason (14.3).

ASSISTS

Table with columns for year, conference, player name, and assists. Includes Mike Green (5.06), Jeff Rogers (5.2), and Tim Bowen (5.9).

ASSIST/TURNOVER RATIO

Table with columns for year, conference, player name, and ratio. Includes Ronald Nored (1.9), Avery Sheets (2.72), Avery Sheets (2.33), Thomas Jackson (1.71), and Thomas Jackson (1.96).

FIELD GOAL PERCENTAGE

Table with columns for year, conference, player name, and percentage. Includes Matt Howard (.550), Brandon Polk (.576), Brandon Polk (.589), Duane Lightfoot (.657), Mike Marshall (.563), Rolf van Rijn (.604), Darren Fowlkes (.530), Chad Tucker (.624), and Greg Jones (.654).

THREE-POINT FIELD GOALS

Table with columns for year, conference, player name, and goals. Includes Rotnei Clarke (3.5), Pete Campbell (3.29), and Bruce Horan (3.42).

THREE-POINT FIELD GOAL PCT.

Table with columns for year, conference, player name, and percentage. Includes Pete Campbell (.519), Bruce Horan (.410), Darnell Archey (.455), and Jody Littrell (.510).

FREE THROW PERCENTAGE

Table with columns for year, conference, player name, and percentage. Includes A. J. Graves (.948), A. J. Graves (.919), Mike Monserez (.864), Darnell Archey (.973), Andrew Graves (.908), Matthew Graves (.868), Matthew Graves (.842), Marcus Cowart (.840), Jermaine Guice (.774), Darin Archbold (.912), and Chad Tucker (.832).

BLOCKED SHOTS

Table with columns for year, conference, player name, and blocked shots. Includes Brandon Polk (1.5), Rolf van Rijn (1.9), Rolf van Rijn (1.9), and Rolf van Rijn (1.8).

STEALS

Table with columns for year, conference, player name, and steals. Includes Thomas Jackson (2.3), Thomas Jackson (1.5), and Darin Fitzgerald (2.1).

BUTLER ALL-CONFERENCE PLAYERS

Missouri Valley Conference

Table with columns for year, player name, and conference. Includes Frank Baird (1st), Bert Davis (1st), Cy Proffitt (2nd), and Gene Demmary (2nd).

Mid-American Conference

Table with columns for year, player name, and conference. Includes "Buckshot" O'Brien (1st), "Buckshot" O'Brien (1st), "Buckshot" O'Brien (1st), and "Buckshot" O'Brien (1st).

Indiana Collegiate Conference

Table with columns for year, player name, and conference. Includes Orvis Burdsall (1st), Jim Crosley (1st), Orvis Burdsall (2nd), Keith Greve (1st), Wally Cox (1st), Ted Guzek (1st), Bob Plump (1st), Keith Greve (1st), Ken Pennington (1st), Orville Bose (1st), Tom Bowman (1st), Gerry Williams (1st), Dick Haslam (1st), Tom Bowman (1st), Gerry Williams (1st), Jeff Blue (1st), Dick Haslam (1st), Gerry Williams (2nd), Tom Bowman (2nd), Jeff Blue (1st), Ron Iwema (1st), Ed Schilling (1st), Larry Shade (1st), Ed Schilling (2nd), Gene Milner (1st), Doug Winger (1st), Bill Mauck (1st), John Nell (1st), Steve Norris (1st), Garry Hoyt (1st), Billy Shepherd (1st), Steve Norris (1st), Dave Bennett (2nd), Oscar Evans (1st), Dave Bennett (1st), Billy Shepherd (2nd), Oscar Evans (1st), Billy Shepherd (2nd), Daryl Mason (1st), Clarence Crain (2nd), Kent Ehret (2nd), Daryl Mason (1st), Jeff Williams (2nd), Marty Monserez (2nd), John Dunn (1st), Wayne Burris (1st), Barry Collier (1st), Billy Lynch (2nd), Wayne Burris (1st), John Dunn (2nd), Tom Orner (1st), Doug Mitchell (1st), Don McGlocklin (2nd), and Jeff Fehn (2nd).

Midwestern Collegiate Conference/Horizon League

Table with columns for year, player name, and conference. Includes Tony Warren (1st), Lynn Mitchem (2nd), Lynn Mitchem (1st AP, 2nd UPI), Lynn Mitchem (1st AP, UPI), Tim McRoberts (2nd UPI), Tim McRoberts (1st AP, UPI), Chad Tucker (1st AP, UPI), Chad Tucker (1st AP, UPI), Darrin Fitzgerald (1st), Darren Fowlkes (2nd), Chad Tucker (1st), Darren Fowlkes (2nd), Darren Fowlkes (1st), Darin Archbold (1st), Darin Archbold (1st), Darin Archbold (1st), Jermaine Guice (2nd), Jermaine Guice (1st), John Taylor (2nd), Jon Neuhouser (1st), Jon Neuhouser (1st), Kelsey Wilson (2nd), Mike Marshall (1st), Mike Marshall (2nd), LaVall Jordan (2nd), Thomas Jackson (1st), LaVall Jordan (2nd), Thomas Jackson (1st), Rylan Hainje (1st), Joel Cornette (2nd), Brandon Miller (2nd), Mike Monserez (2nd), Brandon Polk (2nd), Brandon Polk (1st), A. J. Graves (1st), Mike Green (2nd), Mike Green (1st), A. J. Graves (1st), Matt Howard (2nd), Matt Howard (1st), Gordon Hayward (1st), Matt Howard (1st), Gordon Hayward (1st), Shelvin Mack (1st), Matt Howard (1st), Shelvin Mack (2nd), and Ronald Nored (2nd).

Atlantic 10 Conference

Table with columns for year, player name, and conference. Includes Rotnei Clarke (1st).

MCC/Horizon League All-Freshman/Newcomer Team

Table with columns for year, player name, and conference. Includes Tony Warren, Lynn Mitchem, Chad Tucker, Darrin Fitzgerald, Darren Fowlkes, J. P. Brens, Jermaine Guice, Katara Reliford, Travis Trice, Otis Frazier, Rylan Hainje, Brandon Miller, Brandon Polk, Mike Green (Newcomer of the Year), Pete Campbell, Matt Howard (Newcomer of the Year), Gordon Hayward (Newcomer of the Year), and Shelvin Mack.

Atlantic 10 Conference All-Rookie Team

Table with columns for year, player name, and conference. Includes Kellen Dunham.

MCC/Horizon League All-Defensive Team

Table with columns for year, player name, and conference. Includes Jason McKenzie, Rolf van Rijn, Rolf van Rijn, Mike Marshall, Mike Marshall, Thomas Jackson, Joel Cornette, Rylan Hainje, Thomas Jackson, Joel Cornette, Rylan Hainje, Joel Cornette, Brandon Miller, Mike Green, Drew Streicher, Matt Howard, Ronald Nored (Co-Defensive Player of the Year), Willie Veasley, Matt Howard, Ronald Nored (Defensive Player of the Year), and Ronald Nored (Defensive Player of the Year).

Atlantic 10 Conference All-Defensive Team

Table with columns for year, player name, and conference. Includes Roosevelt Jones.

MCC/Horizon League "Coach of the Year"

Table with columns for year, player name, and conference. Includes Joe Sexson, Barry Collier, Barry Collier, Barry Collier, Barry Collier, Barry Collier, Thad Matta, Todd Lickliter, Todd Lickliter, Brad Stevens, and Brad Stevens.

MCC/Horizon League "Player of the Year"

Table with columns for year, player name, and conference. Includes Darin Archbold, Jon Neuhouser, Rylan Hainje, Brandon Polk, Mike Green, Matt Howard, and Gordon Hayward.

ICC "Coach of the Year"

Table with columns for year, player name, and conference. Includes Tony Hinkle, Tony Hinkle, Tony Hinkle, George Theofanis, George Theofanis, and Joe Sexson.

ICC "Player of the Year"

Table with columns for year, player name, and conference. Includes Tom Bowman, Wayne Burris, and Tom Orner.

MAC M.V.P.

Table with columns for year, player name, and conference. Includes Ralph "Buckshot" O'Brien.



INDIVIDUAL HONORS

ALL-BIG EAST

2019-20 Kamar Baldwin (1st)
 2018-19 Kamar Baldwin (2nd)
 2017-18 Kelan Martin (1st)*
 2016-17 Andrew Chrabascz (1st), Kelan Martin (2nd)
 2015-16 Roosevelt Jones (2nd), Kelan Martin (2nd), Kellen Dunham (HM)
 2014-15 Kellen Dunham (1st), Roosevelt Jones (2nd)
 2013-14 Kellen Dunham (2nd)

BIG EAST All-Freshmen Team

2016-17 Kamar Baldwin
 2013-14 Andrew Chrabascz

BIG EAST All-Tournament Team

2018 Kamar Baldwin

BIG EAST "Coach of the Year"

2016-17 Chris Holtmann

BIG EAST Scholar-Athlete of the Year

2019-20 Kamar Baldwin
 2015-16 Kellen Dunham
 2014-15 Alex Barlow
 2013-14 Alex Barlow

BIG EAST Sportsmanship Award

2019-20 Kamar Baldwin (tie)
 2018-19 Nate Fowler
 2017-18 Tyler Wideman
 2015-16 Kellen Dunham
 2014-15 Alex Barlow

BIG EAST Sixth Man of the Year

2018-19 Paul Jorgensen

BIG EAST Single-Season Leaders

SCORING

2017-18 Kelan Martin 23.6

REBOUNDING

2013-14 Kameron Woods 8.3

ASSIST/TURNOVER RATIO

2016-17 Tyler Lewis 4.15
 2013-14 Alex Barlow 3.1

FIELD GOAL PERCENTAGE

2017-18 Tyler Wideman .656

THREE-POINT FIELD GOALS

2015-16 Kellen Dunham 2.6

THREE-POINT FIELD GOAL PCT.

2015-16 Kellen Dunham .495

BIG EAST Single-Game Records

Three-Point Field Goal Percentage

1.000 (7-7), Kellen Dunham vs. Seton Hall, 3/8/14 (tie)

2018 (#10 Seed; At-Large)

Detroit, Mich., 3/16/18, 3/18/18
 Butler 79, No. 7 Arkansas 62 (First Round)
 No. 2 Purdue 76, Butler 73 (Second Round)

2017 (#4 Seed; At-Large)

Milwaukee, Wis., 3/16/17, 3/18/17
 Butler 76, No. 13 Winthrop 64 (First Round)
 Butler 74, No. 12 Middle Tennessee 65 (Second Round)
Memphis, Tenn., 3/24/17
 No. 1 North Carolina 92, Butler 80 (Sweet 16)

2016 (#9 Seed; At-Large)

Raleigh, N.C., 3/17/16, 3/19/16
 Butler 71, No. 8 Texas Tech 61 (First Round)
 No. 1 Virginia 77, Butler 69 (Second Round)

2015 (#6 Seed; At-Large)

Pittsburgh, Pa., 3/19/15, 3/21/15
 Butler 56, No. 11 Texas 48 (Second Round)
 No. 3 Notre Dame 67, Butler 64 (OT) (Third Round)

2013 (#6 Seed; At-Large)

Lexington, Ky., 3/21/13, 3/23/13
 Butler 68, No. 11 Bucknell 56 (Second Round)
 No. 3 Marquette 74, Butler 72 (Third Round)

2011 (#8 Seed; Automatic Qualifier)

Washington, D.C., 3/17/11, 3/19/11
 Butler 60, No. 9 Old Dominion 58 (Second Round)
 Butler 71, No. 1 Pittsburgh 70 (Third Round)
New Orleans, La., 3/24/11, 3/26/11
 Butler 61, No. 4 Wisconsin 54 (Sweet 16)
 Butler 74, No. 2 Florida 71 (OT) (Elite Eight)
Final Four, Houston, Texas, 4/2/11
 Butler 70, No. 11 VCU 62
2011 National Championship, 4/4/11
Reliant Center, Houston, Texas
 No. 3 Connecticut 53, Butler 41

2010 (#5 Seed; Automatic Qualifier)

San Jose, Calif., 3/18/10, 3/20/10
 Butler 77, No. 12 UTEP 59 (First Round)
 Butler 54, No. 13 Murray State 52 (Second Round)
Salt Lake City, Utah, 3/25/10, 3/27/10
 Butler 63, No. 1 Syracuse 59 (Sweet 16)
 Butler 63, No. 2 Kansas State 56 (Elite Eight)
Final Four, Indianapolis, Ind., 4/3/10
 Butler 52, No. 5 Michigan State 50
2010 National Championship
Lucas Oil Stadium, Indianapolis, Ind., 4/5/10
 No. 1 Duke 61, Butler 59

2009 (#9 Seed; At-Large)

Greensboro, N.C., 3/19/09
 No. 8 LSU 75, Butler 71 (First Round)

2008 (#7 Seed; Automatic Qualifier)

Birmingham, Ala., 3/21/08, 3/23/08
 Butler 81, No. 10 South Alabama 61 (First Round)
 No. 2 Tennessee 76, Butler 71 (OT) (Second Round)

2007 (#5 Seed; At-Large)

Buffalo, N.Y., 3/15/07, 3/17/07
 Butler 57, No. 12 Old Dominion 46 (First Round)
 Butler 62, No. 4 Maryland 59 (Second Round)
St. Louis, Mo., 3/23/07
 No. 1 Florida 65, Butler 57 (Sweet 16)

2003 (#12 Seed; At-Large)

Birmingham, Ala., 3/21/03, 3/23/03
 Butler 47, No. 5 Mississippi State 46 (First Round)
 Butler 79, No. 4 Louisville 71 (Second Round)
Albany, N.Y., 3/28/03
 No. 1 Oklahoma 65, Butler 54 (Sweet 16)

2001 (#10 Seed; Automatic Qualifier)

Kansas City, Mo., 3/16/01, 3/18/01
 Butler 79, No. 7 Wake Forest 63 (First Round)
 No. 2 Arizona 73, Butler 52 (Second Round)

2000 (#12 Seed; Automatic Qualifier)

Winston-Salem, N.C., 3/17/00
 No. 5 Florida 69, Butler 68 (OT) (First Round)

1998 (#13 Seed; Automatic Qualifier)

Lexington, Ky., 3/13/98
 No. 4 New Mexico 79, Butler 62 (First Round)

1997 (#14 Seed; Automatic Qualifier)

Detroit, Mich., 3/13/97
 No. 3 Cincinnati 86, Butler 69 (First Round)

1962 (No Seeds Announced; At-Large)


First Round, Lexington, Ky., 3/12/62
 Butler 56, Bowling Green 55
Regional Semifinals, Iowa City, Iowa, 3/16/62
 Kentucky 81, Butler 60
Regional Consolation, 3/17/62
 Butler 87, Western Kentucky 86 (OT)



BUTLER RECORDS

NCAA TOURNAMENT TEAMS

1961-62



1961-62 Bulldogs, seated left to right: Erv Bultman, Larry Shook, Leo Braun, Dick Haslam, Gerry Williams, Jack Krebs, Charles McElfresh. Middle row: Dick Green, Gordon Pope, Dan Kaufman, Jeff Blue, Don Wilson, Larry Johnson. Back row: Leroy Blocher, Asst. Coach Robert Dietz, Ken Freeman, Earl Engle, John Weber, Tom Bowman, Gregg Ferrin, Head Coach Tony Hinkle, Mert Prophet (trainer).

1961-62 NCAA Tournament

First Round, Lexington, Ky., 3/12/62

Butler 56, #8 Bowling Green 55


Regional Semifinals, Iowa City, Iowa, 3/16/62

#3 Kentucky 81, Butler 60

Regional Third Place, Iowa City, Iowa, 3/17/62

Butler 87, Western Kentucky 86 (OT)

1996-97



1996-97 Bulldogs, seated left to right: Mike Pflugner, Bjorn Gieseck, T. J. Perry, Kelsey Wilson, Chad Cantor, Rolf van Rijn, Jon Neuhauser. Middle row: Ralph Reiff (trainer), Asst. Coach Jay John, Todd Lickliter (admin. asst.), Asst. Coach Jim Price, Head Coach Barry Collier, Asst. Coach Ed Kelly, Nick Reading (manager), Dave Slone (manager). Back row: Brent Rockwood, Jeff Rogers, Matthew Graves, Dan Dudukovich, Mike Marshall, Andrew Graves, Andy Hirschy.


1996-97 NCAA Tournament

First Round, Detroit, Mich., 3/13/97

#10 Cincinnati 86, Butler 69



1997-98




1997-98 Bulldogs, seated left to right: Andy Hirschy, Jeff Rogers, Jon Neuhauser, Rolf van Rijn, Dan Dudukovich, Matthew Graves and Otis Frazier. Middle row: David Slone (Mgr.), Ralph Reiff (trainer), Asst. Coach Jim Price, Head Coach Barry Collier, Asst. Coach Mark Bailey, Asst. Coach Thad Matta, Glen Korobov (Admin. Asst.) and Kyle Burkholder (Mgr.). Back row: Jason Myers, Michael Hicks, Mike Marshall, Bjorn Gieseck, Mike Pflugner, Andrew Graves and LaVall Jordan.

1997-98 NCAA Tournament

First Round, Lexington, Ky., 3/13/98

#18 New Mexico 79, Butler 62

1999-00



1999-00 Bulldogs, seated left to right: Brandon Miller, Darnell Archey, Ryan Murray, Mike Marshall, Andrew Graves, LaVall Jordan, Jason Myers, Thomas Jackson. Middle Row: Glen Korobov (Administrative Asst.), Shannon Patterson (Strength Coach), Paul Ziemba (Student Manager), Asst. Coach Thad Matta, Head Coach Barry Collier, Asst. Coach Mark Bailey, Tom Higgins (Athletic Trainer), Asst. Coach Todd Lickliter, Ben Danner (Student Manager), Chad Lynn (Student Manager). Back row: Luke Reed, Lewis Curry, Joel Cornette, Scott Robisch, Ben Grunst, Mike Moore, Rylan Hainje, Michael Hicks.

1999-00 NCAA Tournament


First Round, Winston-Salem, N.C., 3/17/00

#13 Florida 69, Butler 68 (OT)



NCAA TOURNAMENT TEAMS

2000-01



2000-01 Bulldogs, seated left to right: Thomas Jackson, Brandon Miller, Nick Gardner, LaVall Jordan, Duane Lightfoot, Jr., Darnell Archey, Rob Walls and Ryan Falquist. Middle row: Brian Landwer (Mgr.), Travis Steele (Mgr.), Brad Stevens (Director of Basketball Operations), Asst. Coach Todd Lickliter, Asst. Coach Mike Marshall, Head Coach Thad Matta, Asst. Coach John Groce, Tom Higgins (Trainer), Justin Sindors (Mgr.), Paul Ziemba (Mgr.) and Shannon Patterson (Strength Coach). Back row: Mike Monserez, Lewis Curry, Scott Robisch, Ben Grunst, Joel Cornette, Mike Moore and Rylan Hainje.

2000-01 NCAA Tournament


First Round, Kansas City, Mo., 3/16/01

Butler 79, #23 Wake Forest 63

Second Round, Kansas City, Mo., 3/18/01

#4 Arizona 73, Butler 52

2002-03



2002-03 Bulldogs, seated left to right: Ryan Reynolds, Brandon Miller, Darnell Archey, Lewis Curry, Joel Cornette, Mike Moore, Rob Walls, Duane Lightfoot and Avery Sheets. Middle row: Brian Landwer (Mgr.), Ryan Murray (Mgr.), Matthew Graves (Director of Basketball Operations), Asst. Coach Jeff Meyer, Head Coach Todd Lickliter, Asst. Coach Mike Marshall, Asst. Coach Brad Stevens, Kevin Lynch (Trainer), and Brian Scheur (Mgr.). Back row: Carl Heck (Mgr.), Bruce Horan, Mike Monserez, Andy Grunst, Ben Grunst, Jeff James, Nick Gardner and Vince Green (Mgr.).

2002-03 NCAA Tournament

First Round, Birmingham, Ala., 3/21/03

Butler 47, #20 Mississippi State 46

Second Round, Birmingham, Ala., 3/23/03


Butler 79, #14 Louisville 71

"Sweet 16", Albany, N.Y., 3/28/03

#3 Oklahoma 65, Butler 54



2006-07



2006-07 Bulldogs, seated left to right: Ben Slaton, Mike Green, Julian Betko, Brian Ligon, Brandon Crone, Marcus Nelms, A. J. Graves and Grant Leiendecker. Middle row: Tim Buchmeier (Mgr.), Jim Peal (Strength Coach), Joel Cornette (Coordinator of Basketball Operations), Asst. Coach Matthew Graves, Head Coach Todd Lickliter, Asst. Coach Brad Stevens, Asst. Coach LaVall Jordan, Mark Rund (Athletic Trainer), and Erick Brown (Mgr.). Back row: David Moore-Beitler (Mgr.), Nick Rodgers, Avery Jukes, Drew Streicher, Pete Campbell, Elliot Engelmann, Willie Veasley and Chris Neumann (Mgr.).

2006-07 NCAA Tournament

First Round, Buffalo, N.Y., 3/15/07

#21 Butler 57, Old Dominion 46


Second Round, Buffalo, N.Y., 3/17/07

#21 Butler 62, #18 Maryland 59

"Sweet 16", St. Louis, Mo., 3/23/07

#3 Florida 65, #21 Butler 57

2007-08



2007-08 Bulldogs, seated left to right: Zach Hahn, Nick Rodgers, Mike Green, Drew Streicher, Julian Betko, A. J. Graves, Ben Slaton and Shawn Vanzant. Middle row: Ryan McLaughlin (Mgr.), Asst. Coach Terry Johnson, Asst. Coach Brandon Miller, Head Coach Brad Stevens, Asst. Coach Matthew Graves, Micah Shrewsbury (Coordinator of Basketball Operations), Jim Peal (Strength Coach), and Erick Brown (Mgr.). Back row: Chris Neumann (Mgr.), Willie Veasley, Grant Leiendecker, Matt Howard, Avery Jukes, Elliot Engelmann, Alex Anglin and Ryan Galloy (Athletic Trainer).

2007-08 NCAA Tournament

First Round, Birmingham, Ala., 3/21/08

#11 Butler 81, South Alabama 61


Second Round, Birmingham, Ala., 3/23/08

#5 Tennessee 76, #11 Butler 71 (OT)



NCAA TOURNAMENT TEAMS


2008-09



2008-09 Bulldogs, seated left to right: Ronald Nored, Shawn Vanzant, Shelvin Mack, Chase Stigall, Alex Anglin, Grant Leiendecker, Willie Veasley, Nick Rodgers and Zach Hahn. Middle row: Jim Peal (Strength Coach), Asst. Coach Micah Shrewsberry, Asst. Coach Matthew Graves, Head Coach Brad Stevens, Asst. Coach Terry Johnson, Kevin Kuwik (Coordinator of Basketball Operations), Erick Brown (Mgr.) and Ryan Galloy (Head Athletic Trainer). Back row: Ryan McLaughlin (Mgr.), Garrett Butcher, Gordon Hayward, Emerson Kampen, Avery Jukes, Matt Howard and Tyler Niedermeyer (Mgr.).

2008-09 NCAA Tournament
First Round, Greensboro, N.C., 3/19/09
#20/16 LSU 75, #22/23 Butler 71

2009-10 - National Finalist




2009-10 Bulldogs, seated left to right: Chase Stigall, Shelvin Mack, Nick Rodgers, Willie Veasley, Avery Jukes, Zach Hahn, Shawn Vanzant and Ronald Nored. Middle row: Ryan McLaughlin (Mgr.), Darnell Archey (Coordinator of Basketball Operations), Asst. Coach Micah Shrewsberry, Asst. Coach Matthew Graves, Head Coach Brad Stevens, Asst. Coach Terry Johnson, Jim Peal (Strength Coach), Ryan Galloy (Head Athletic Trainer) and Erick Brown (Mgr.). Back row: Scott Schmeizer (Mgr.), Grant Leiendecker, Alex Anglin, Emerson Kampen, Andrew Smith, Gordon Hayward, Matt Howard, Garrett Butcher and Eli Boyer (Mgr.).




2009-10 NCAA Tournament
First Round, San Jose, Calif., 3/18/10
#11 Butler 77, #25 UTEP 59
Second Round, San Jose, Calif., 3/20/10
#11 Butler 54, Murray State 52
Sweet 16, Salt Lake City, Utah, 3/25/10
#11 Butler 63, #4 Syracuse 59
Elite Eight, Salt Lake City, Utah, 3/27/10
#11 Butler 63, #7 Kansas State 56
Final Four, Indianapolis, Ind.
National Semifinals, 4/3/10
#11 Butler 52, #13 Michigan State 50
National Championship Game, 4/5/10
#3 Duke 61, #11 Butler 59

2010-11 - National Finalist



2010-11 Bulldogs, seated left to right: Chrishawn Hopkins, Ronald Nored, Alex Anglin, Zach Hahn, Matt Howard, Shawn Vanzant, Grant Leiendecker and Shelvin Mack. Middle row: Eli Boyer (Mgr.), Ryan Galloy (Head Athletic Trainer), Darnell Archey (Coordinator of Basketball Operations), Asst. Coach Matthew Graves, Head Coach Brad Stevens, Asst. Coach Terry Johnson, Asst. Coach Micah Shrewsberry, Jim Peal (Strength Coach), and Mason Dettmer (Mgr.). Back row: Ryan McLaughlin (Mgr.), Garrett Butcher, Erik Fromm, Andrew Smith, Emerson Kampen, Kyle Marshall, Chase Stigall and Scott Schmeizer (Mgr.).

2012-13



2012-13 Bulldogs, seated left to right: Alex Barlow, Devontae Morgan, Chase Stigall, Andrew Smith, Emerson Kampen, Rotnei Clarke, Jackson Aldridge and Chris Harrison-Docks. Middle row: Clayton Young (Mgr.), Ryan Galloy (Head Athletic Trainer), Darnell Archey (Coord. of Basketball Operations), Asst. Coach Michael Lewis, Asst. Coach Matthew Graves, Head Coach Brad Stevens, Asst. Coach Terry Johnson, T. J. Saint (Grad. Mgr.), Drew Cannon (Grad. Mgr.) and Michael Burke (Mgr.). Back row: Jared Todd (Mgr.), Roosevelt Jones, Kellen Dunham, Erik Fromm, Kameron Woods, Kyle Marshall, Andrew Smeathers, Elliott Kampen and Christian Murphy (Mgr.).

2012-13 NCAA Tournament
Second Round, Lexington, Ky., 3/21/13
Butler 68, Bucknell 56
Third Round, Lexington, Ky., 3/23/13
#15 Marquette 74, Butler 72




2010-11 NCAA Tournament
Second Round, Washington, D.C., 3/17/11
Butler 60, Old Dominion 58
Third Round, Washington, D.C., 3/19/11
Butler 71, #4 Pittsburgh 70
Sweet 16, New Orleans, La., 3/24/11
Butler 61, #16 Wisconsin 54
Elite Eight, New Orleans, La., 3/26/11
Butler 74, #15 Florida 71 (OT)
Final Four, Houston, Texas
National Semifinals, 4/2/11
Butler 70, VCU 62
National Championship Game, 4/4/11
#9 Connecticut 53, Butler 41



NCAA TOURNAMENT TEAMS

2014-15



2014-15 Bulldogs, seated left to right: Steven Bennett, Austin Etherington, Jackson Aldridge, Kameron Woods, Alex Barlow, Roosevelt Jones, Kellen Dunham and Tyler Lewis. Middle Row: Clayton Young (Mgr.), Jacob Spielburg (Mgr.), Ryan Galloy (Head Athletic Trainer), Jim Peal (Strength & Conditioning Coordinator), Assistant Coach Terry Johnson, Head Coach Chris Holtmann, Assistant Coach Michael Lewis, Assistant Coach Emerson Kampen, Brandon Crone (Director of Basketball Operations) and Davis Furman (Mgr.). Back Row: Christian Murphy (Mgr.), Matt Qualters (Mgr.), Tyler Wideman, Andrew Chrabascz, Jackson Davis, Kelan Martin, Patrick Baker (Mgr.) and Matt Richter (Mgr.).

2014-15 NCAA Tournament
 Second Round, Pittsburgh, Pa., 3/19/15
 Butler 56, Texas 48
 Third Round, Pittsburgh, Pa., 3/21/15
 #8 Notre Dame 67, Butler 64 (OT)

2015-16



2015-16 Bulldogs, seated left to right: Trey Pettus, Kethan Savage, Steven Bennett, Tyler Lewis, Roosevelt Jones, Kellen Dunham, Sean McDermott, Jordan Gathers, and Kelan Martin. Middle Row: Christian Murphy (Mgr.), Matt Richter (Mgr.), Basketball Analyst Emerson Kampen, Assistant Coach Ryan Pedon, Assistant Coach Terry Johnson, Head Coach Chris Holtmann, Assistant Coach Michael Lewis, Coordinator of Basketball Operations Brandon Crone, Jim Peal (Strength & Conditioning Coordinator), Patrick Baker (Mgr.), Matt Qualters (Mgr.). Back Row: Clayton Young (Mgr.), Adam Owens (Mgr.), Davis Furman (Mgr.), Austin Etherington, Andrew Chrabascz, Nate Fowler, Jackson Davis, Tyler Wideman, Sam Sturtevant (Mgr.), Evan Underwood (Mgr.), Brad Parrish (Mgr.).

2015-16 NCAA Tournament
 First Round, Raleigh, N.C., 3/17/16
 Butler 71, Texas Tech 61
 Second Round, Raleigh, N.C., 3/19/16
 #4 Virginia 77, Butler 69




2016-17



2016-17 Bulldogs, seated left to right: Kelan Martin, Tyler Lewis, Avery Woodson, Andrew Chrabascz, Steven Bennett, Kethan Savage, Trey Pettus. Middle Row: Davis Furman (Mgr.), Damon Rector (Mgr.), Jim Peal (Strength & Conditioning Coordinator), Assistant Coach Mike Schrage, Assistant Coach Ryan Pedon, Head Coach Chris Holtmann, Assistant Coach Terry Johnson, Basketball Analyst Emerson Kampen, Coordinator of Basketball Operations Brandon Crone, Matthew Mace (Mgr.), Landon Mundell (Mgr.), Clay Hypes (Mgr.). Back Row: Adam Owens (Mgr.), Matt Qualters (Mgr.), Paul Jorgensen, Joey Brunk, Tyler Wideman, Nate Fowler, Sean McDermott, Henry Baddley, Kamar Baldwin, Patrick Baker (Mgr.), Sam Sturtevant (Mgr.). Not pictured: Ryan Galloy (Athletic Trainer) and Evan Underwood (Mgr.).

2016-17 NCAA Tournament
 First Round, Milwaukee, Wis., 3/16/17
 Butler 76, Winthrop 64
 Second Round, Milwaukee, Wis., 3/18/17
 Butler 74, #rv/25 Middle Tennessee State 65
 Sweet 16, Memphis, Tenn., 3/24/17
 #6/8 North Carolina 92, Butler 80

2017-18



2017-18 Bulldogs, seated left to right: Jerald Gillens-Butler, Campbell Donovan, Jordan Tucker, Kelan Martin, Head Coach LaVall Jordan, Tyler Wideman, Kamar Baldwin, Aaron Thompson, Paul Jorgensen. Back Row: Ryan Galloy (Athletic Trainer), Basketball Analyst Will Vergollo, Assistant Coach Jeff Meyer, Sean McDermott, Christian David, Joey Brunk, Nate Fowler, Henry Baddley, Assistant Coach Emerson Kampen, Coordinator of Basketball Operations Brandon Crone.

2017-18 NCAA Tournament
 First Round, Detroit, Mich., 3/16/18
 Butler 79, Arkansas 62
 Second Round, Detroit, Mich., 3/18/18
 #10/11 Purdue 76, Butler 73



NCAA TOURNAMENT RECORDS

Single Game

Individual

Most Points: 30, Shelvin Mack vs. Pittsburgh, 2011
Most Field Goals: 10, Shelvin Mack vs. Pittsburgh, 2011
Most Field Goal Attempts: 22, Tom Bowman vs. Kentucky, 1962
Best Field Goal Pct. (10 Att.): .818 (9-11), Pete Campbell vs. South Alabama, 2008
Most Three-Point Field Goals: 8, Darnell Archey vs. Louisville, 2003; Pete Campbell vs. South Alabama, 2008
Most Three-Point Field Goal Attempts: 13, Shelvin Mack vs. Florida, 2011
Best Three-Point Field Goal Pct. (5 Att.): .889 (8-9), Darnell Archey vs. Louisville, 2003
Most Free Throws: 11, Matt Howard vs. VCU, 2011
Most Free Throw Attempts: 13, Matt Howard vs. LSU, 2009
Best Free Throw Pct. (5 Att.): 1.000 (8-8), Gordon Hayward vs. Duke, 2010; Andrew Chrabascz vs. Notre Dame, 2015
Most Rebounds: 16, Andrew Smith vs. Bucknell, 2013
Most Assists: 9, Mike Monserez vs. Louisville, 2003
Most Steals: 5, A. J. Graves vs. Tennessee, 2008
Most Blocked Shots: 3, Joel Cornette vs. Florida, 2000; Alex Barlow vs. Marquette, 2013; Kameron Woods vs. Notre Dame, 2015


Team

Most Points (Win): 87 vs. Western Kentucky (86)-OT, 1962
Most Points, Regulation Game: 81 vs. South Alabama, 2008
Fewest Points (Win): 47 vs. Mississippi State (46), 2003
Fewest Points (Loss): 41 vs. Connecticut (53), 2011
Biggest Margin of Victory: 20 (81-61) vs. South Alabama, 2008
Field Goals: 38 vs. Western Kentucky, 1962
Field Goal Attempts: 75 vs. Western Kentucky, 1962
Field Goal Pct.: .522 (24-46) vs. Kentucky, 1962
Free Throws: 25 vs. Bucknell, 2013
Free Throw Attempts: 32 vs. Cincinnati, 1997
Free Throw Pct. (15 made): .893 (25-28) vs. Bucknell, 2013
Three-Point Field Goals: 15 vs. South Alabama, 2008
Three-Point Field Goal Attempts: 33 vs. Florida, 2011; vs. Connecticut, 2011
Three-Point Field Goal Pct. (5 made): .636 (14-22) vs. Louisville, 2003
Rebounds: 48 vs. VCU, 2011
Assists: 21 vs. Louisville, 2003
Steals: 13 vs. Cincinnati, 1997; vs. Syracuse, 2010
Turnovers: 20 vs. Kansas State, 2010
Blocked Shots: 8 vs. Marquette, 2013

Tournament

Individual

Most Points: 122, Shelvin Mack, 2011 (6 games)
Most Field Goals: 39, Shelvin Mack, 2011 (6 games)
Most Field Goal Attempts: 89, Shelvin Mack, 2011 (6 games)
Best Field Goal Pct. (15 Att.): .684 (13-19), Pete Campbell, 2008 (3 games)
Most Three-Point Field Goals: 23, Shelvin Mack, 2011 (6 games)
Most Three-Point Field Goal Attempts: 57, Shelvin Mack, 2011 (6 games)
Best Three-Point Field Goal Pct. (10 Att.): .688 (11-16), Darnell Archey, 2003 (3 games)
Most Free Throws: 37, Gordon Hayward, 2010 (6 games)
Most Free Throw Attempts: 45, Gordon Hayward, 2010 (6 games)
Best Free Throw Pct. (10 Att.): 1.000 (12-12), Kelan Martin, 2018 (2 games)
Most Rebounds: 42, Gordon Hayward, 2010 (6 games); Matt Howard, 2011 (6 games)
Most Assists: 20, Ronald Nored, 2010 (6 games)
Most Steals: 16, Ronald Nored, 2010 (6 games)
Most Blocked Shots: 4, Gordon Hayward, 2010 (6 games)



Pete Campbell hit eight three-point field goals and scored 26 points in 20 minutes against South Alabama in the NCAA Tournament.

Team

Most Points: 377, 2011 (6 games)
Most Points Per Game: 76.7, 2017 (3 games)
Field Goals: 122, 2011 (6 games)
Field Goal Attempts: 334, 2011 (6 games)
Field Goal Pct.: .491 (56-114), 2018 (2 games)
Free Throws: 88, 2010 (6 games)
Free Throw Attempts: 130, 2010 (6 games)
Free Throw Pct.: .884 (23-26), 2018 (2 games)
Three-Point Field Goals: 50, 2011 (6 games)
Three-Point Field Goal Attempts: 160, 2011 (6 games)
Three-Point Field Goal Pct.: .500 (16-32), 2016 (2 games)
Rebounds: 221, 2011 (6 games)
Assists: 54, 2010 (6 games)
Steals: 48, 2010 (6 games)
Blocked Shots: 11, 2013 (2 games)

All-Time


Individual

Most Games: 15, Matt Howard, 2008-11; Shawn Vanzant, 2008-11; Zach Hahn, 2008-11
Most Points: 232, Shelvin Mack (13 games, 2009-11)
Most Rebounds: 83, Matt Howard (15 games, 2008-11)
Most Assists: 35, Shelvin Mack (13 games, 2009-11)



CHAMPIONSHIPS

Collegiate National Champions



1924 National Champions. From left: Hal Griggs, Robert Keach, Paul Jones, Gerald Strole (rear), Wally Middlesworth (front), Orville Hooker, Robert Nipper, Gene Colway, Head Coach Harlan O. "Pat" Page.

1923-24


AAU National Tournament, Kansas City, Mo.

Butler 34, Schooley-Woodstock 29

Butler 35, Hillyards 29

Butler 40, Kansas State Teachers 21

Championship: Butler 30, Kansas City Athletic Club 26



1928-29

John J. McDevitt Trophy

Presented to the collegiate national champion by the Veteran Athletes of Philadelphia

National Invitation Tournament (NIT)

1957-58

St. John's 76, Butler 69 (*First Round at New York, N.Y., 3/13/58*)

1958-59

Butler 94, Fordham 80 (*First Round at New York, N.Y., 3/12/59*)

Bradley 83, Butler 77 (*Second Round at New York, N.Y., 3/14/59*)

1984-85

Indiana 79, Butler 57 (*First Round at Bloomington, Ind., 3/15/85*)

1990-91

Wyoming 63, Butler 61 (*First Round at Laramie, Wyo., 3/15/91*)

1991-92

Purdue 82, Butler 56 (*First Round at West Lafayette, Ind., 3/19/92*)

1993-94 (Pre-Season)

Cincinnati 90, Butler 72 (*First Round at Cincinnati, Ohio, 11/17/93*)

1998-99

Butler 51, Bradley 50 (*First Round at Peoria, Ill., 3/10/99*)

Butler 75, Old Dominion 62 (*Second Round at Indianapolis, Ind., 3/15/99*)

Clemson 89, Butler 69 (*Quarterfinals at Clemson, S. C., 3/18/99*)

2001-02

Butler 81, Bowling Green 68 (*First Round at Indianapolis, Ind., 3/14/02*)

Syracuse 66, Butler 65 - OT (*Second Round at Syracuse, N.Y., 3/18/02*)

2005-06

Butler 53, Miami, Ohio 52 (*Opening Round at Indianapolis, Ind., 3/14/06*)

Florida State 67, Butler 63 (*First Round at Tallahassee, Fla., 3/17/06*)

2006-07 (NIT Season Tip-Off)

Butler 71, Notre Dame 69 (*Midwest Regional, Indianapolis, Ind. at Conseco Fieldhouse, 11/13/06*)

Butler 60, Indiana 55 (*Midwest Regional, 11/14/06*)

Butler 56, #22 Tennessee 44 (*Semifinals, New York, N.Y., 11/22/06*)

Butler 79, #18 Gonzaga 71 (*Finals, 11/24/06*)

2018-19

Nebraska 80, Butler 76 (*First Round at Lincoln, Neb., 3/20/19*)

BUTLER POSTSEASON NIT RECORD: 5-9

BUTLER PRESEASON NIT RECORD: 4-1

Butler's Conference Championships

Regular Season

Year	Conference	Coach
1932-33	Missouri Valley Conference	Tony Hinkle
1933-34	Missouri Valley Conference	Tony Hinkle
1946-47	Mid-American Conference	Tony Hinkle
1951-52	Indiana Collegiate Conference	Tony Hinkle
1952-53	Indiana Collegiate Conference	Tony Hinkle
1953-54	Indiana Collegiate Conference	Tony Hinkle
1958-59	Indiana Collegiate Conference	Tony Hinkle
1960-61	Indiana Collegiate Conference	Tony Hinkle
1961-62	Indiana Collegiate Conference	Tony Hinkle
1969-70	Indiana Collegiate Conference	Tony Hinkle
1972-73	Indiana Collegiate Conference	George Theofanis
1976-77	Indiana Collegiate Conference	George Theofanis
1977-78	Indiana Collegiate Conference	Joe Sexson
1996-97	Midwestern Collegiate Conference	Barry Collier
1999-00	Midwestern Collegiate Conference	Barry Collier
2000-01	Midwestern Collegiate Conference	Thad Matta
2001-02	Horizon League	Todd Lickliter
2002-03	Horizon League	Todd Lickliter
2006-07	Horizon League	Todd Lickliter
2007-08	Horizon League	Brad Stevens
2008-09	Horizon League	Brad Stevens
2009-10	Horizon League	Brad Stevens
2010-11	Horizon League	Brad Stevens

Tournament

1996-97	Midwestern Collegiate Conference	Barry Collier
1997-98	Midwestern Collegiate Conference	Barry Collier
1999-00	Midwestern Collegiate Conference	Barry Collier
2000-01	Midwestern Collegiate Conference	Thad Matta
2007-08	Horizon League	Brad Stevens
2009-10	Horizon League	Brad Stevens
2010-11	Horizon League	Brad Stevens

College Basketball Invitational (CBI)

2011-12

Butler 75, Delaware 58 (*First Round at Hinkle Fieldhouse, 3/14/12*)
 Butler 63, Penn 53 (*Quarterfinals at Philadelphia, Pa., 3/19/12*)
 Pittsburgh 68, Butler 62-OT (*Semifinals at Hinkle Fieldhouse, 3/21/12*)

BUTLER POSTSEASON CBI RECORD: 2-1



CHAMPIONSHIPS/POLLS

2019-20		
Date	AP	Coaches
Preseason	--	--
Nov. 11	--	No Poll
Nov. 18	rv	rv
Nov. 25	rv	rv
Dec. 2	24	24
Dec. 9	18	19
Dec. 16	17	16
Dec. 23	12	11
Dec. 30	11	10
Jan. 6	6	6
Jan. 13	5	5
Jan. 20	13	12
Jan. 27	16	17
Feb. 3	19	19
Feb. 10	19	20
Feb. 17	21	23
Feb. 24	rv	rv
March 2	rv	25
March 9	24	21
March 18	23	21

2016-17		
Date	AP	Coaches
Preseason	rv	rv
Nov. 14	rv	rv
Nov. 21	rv	rv
Nov. 28	18	18
Dec. 5	16	15
Dec. 12	18	18
Dec. 19	13	13
Dec. 26	13	13
Jan. 2	18	18
Jan. 9	12	13
Jan. 16	13	14
Jan. 23	11	11
Jan. 30	16	15
Feb. 6	22	21
Feb. 13	24	25
Feb. 20	22	22
Feb. 27	13	15
March 6	18	20
March 13	21	24
April 4	No Poll	19

2015-16		
Date	AP	Coaches
Preseason	24	22
Nov. 16	22	20
Nov. 23	rv	rv
Nov. 30	rv	25
Dec. 7	18	21
Dec. 14	17	18
Dec. 21	9	12
Dec. 28	9	10
Jan. 4	18	19
Jan. 11	23	23
Jan. 18	18	24
Jan. 25	rv	rv
Feb. 1	---	rv
March 7	rv	rv
March 14	rv	rv
April 4	No Poll	rv

2014-15		
Date	AP	Coaches
Dec. 1	23	RV (29)
Dec. 8	15	19
Dec. 15	23	25
Dec. 22	RV (39)	RV (40)
Jan. 5	RV (28)	RV (34)
Jan. 12	RV (38T)	NR
Jan. 19	RV (36T)	RV (38T)
Jan. 26	25	RV (31)
Feb. 2	22	22
Feb. 9	18	18
Feb. 16	19	19
Feb. 23	23	23
Mar. 2	21	21
Mar. 9	22	22
Mar. 16	24	23
Apr. 6	--	23

2012-13		
Date	AP	Coaches
Preseason	RV (31)	RV (38T)
Nov. 12	RV (32)	--
Nov. 26	RV (34)	RV (42T)
Dec. 3	RV (35)	RV (37)
Dec. 10	RV (33T)	RV (32)
Dec. 17	19	25
Dec. 24	18	21
Dec. 31	17	20
Jan. 7	14	17
Jan. 14	13	13
Jan. 21	9	9
Jan. 28	9	10
Feb. 4	14	14
Feb. 11	11	10
Feb. 18	15	15
Feb. 25	20	21
Mar. 4	RV (31)	RV (30)
Mar. 11	RV (27)	RV (28)
Mar. 18	RV (29)	RV (31)
Apr. 8	--	RV (26)

2010-11		
Date	AP	Coaches
Preseason	17	18
Nov. 15	11	18
Nov. 22	RV (28)	23
Nov. 29	--	RV (35)
Dec. 27	RV (35)	RV (34)
Jan. 3	RV (32)	RV (35)
Jan. 17	RV (45-T)	--
Feb. 28	RV (35-T)	--
Mar. 7	RV (35-T)	--
Mar. 14	RV (33)	RV (36)
Apr. 6	--	2

2009-10		
Date	AP	Coaches
Preseason	11	10
Nov. 16	11	10
Nov. 23	12	10
Nov. 30	23	20
Dec. 7	22	20
Dec. 14	21	17
Dec. 21	20	16
Dec. 28	RV	23
Jan. 4	RV	24
Jan. 11	RV	22
Jan. 18	RV	20
Jan. 25	RV	18
Feb. 1	23	15
Feb. 8	18	15
Feb. 15	18	13
Feb. 22	15	10
Mar. 1	12	11
Mar. 8	12	12
Mar. 15	11	8
Apr. 6	--	2

2008-09		
Date	AP	Coaches
Preseason	RV (47T)	--
Dec. 1	RV (38T)	RV (35T)
Dec. 8	RV (34)	RV (32)
Dec. 15	RV (30T)	RV (30)
Dec. 22	RV (29)	RV (31T)
Dec. 29	25	RV (28)
Jan. 5	21	20
Jan. 12	17	18
Jan. 19	16	17
Jan. 26	13	13
Feb. 2	11	11
Feb. 9	15	15
Feb. 16	21	22
Feb. 23	24	23
Mar. 2	22	22
Mar. 9	16	17
Mar. 16	22	23
Apr. 8	--	25

2007-08		
Date	AP	Coaches
Nov. 5	RV (28)	RV (31)
Nov. 12	25	RV (28)
Nov. 19	22	23
Nov. 26	16	16
Dec. 3	13	13
Dec. 10	18	19
Dec. 17	16	18
Dec. 24	16	17
Dec. 31	16	17
Jan. 4	14	14
Jan. 14	12	12
Jan. 21	15	14
Jan. 28	12	12
Feb. 4	10	11
Feb. 11	9	10
Feb. 18	8	8
Feb. 25	14	13
Mar. 3	14	12
Mar. 10	12	10
Mar. 17	11	10
Apr. 8	--	14

2006-07		
Date	AP	Coaches
Nov. 20	RV	RV
Nov. 27	19	18
Dec. 4	15	14
Dec. 11	18	18
Dec. 18	16	16
Dec. 25	15	15
Jan. 1	13	13
Jan. 8	12	12
Jan. 15	18	15
Jan. 22	14	11
Jan. 29	13	11
Feb. 5	10	9
Feb. 12	13	12
Feb. 19	15	15
Feb. 26	18	16
Mar. 5	19	17
Mar. 12	21	19

2002-03		
Date	AP	Coaches
Final	--	21

2001-02		
Date	AP	Coaches
Dec. 25	23	--
Jan. 1	20	--
Jan. 8	24	--

1948-49		
Date	AP	Coaches
Jan. 18	19	
Jan. 25	17	
Feb. 1	16	
Feb. 8	16	
Feb. 15	11	
Feb. 22	11	
Mar. 1	11	
Mar. 8	18	

Butler's In-Season Tournament Championships

1947-48 Hoosier Classic Tony Hinkle
Indianapolis, Ind./Hinkle Fieldhouse
Butler 52, Purdue 50
Butler 64, Indiana 51

1948-49 Hoosier Classic Tony Hinkle
Indianapolis, Ind. (Hinkle Fieldhouse)
Butler 64, Indiana 55
Butler 47, Purdue 43

2001-02 Top of the World Classic Todd Lickliter
Fairbanks, Alaska (Carlson Center)
Butler 73, Radford 56
Butler 76, Delaware 59
Butler 67, Washington 64

Hoosier Classic Todd Lickliter
Indianapolis, Ind. (Market Square Arena)
Butler 45, Samford 37
Butler 66, Indiana 64

2007-08 Great Alaska Shootout Brad Stevens
Anchorage, Alaska (Sullivan Arena)
Butler 79, Michigan 65
Butler 74, Virginia Tech 78 (OT)
Butler 81, Texas Tech 71

2010-11 Diamond Head Classic Brad Stevens
Honolulu, Hawaii (Stan Sheriff Center)
Butler 74, Utah 62
Butler 67, Florida State 64
Butler 84, Washington State 68

2016-17 Las Vegas Invitational Chris Holtmann
Las Vegas, Nev. (Orleans Arena)
Butler 86, Bucknell 60 (Hinkle Fieldhouse)
Butler 91, Norfolk State 55 (Hinkle Fieldhouse)
Butler 76, Vanderbilt 66
Butler 69, Arizona 65

2019-20 Hall of Fame Classic LaVall Jordan
Kansas City, Mo. (Sprint Center)
Butler 80, Wofford 61 (Hinkle Fieldhouse)
Butler 68, Morehead State 50 (Hinkle Fieldhouse)
Butler 63, Missouri 52
Butler 68, Stanford 67



SERIES RECORDS

Opponent.....	BU	Opp.	Opponent.....	BU	Opp.	Opponent.....	BU	Opp.
Air Force.....	1	0	Green Bay.....	31	15	Occidental.....	1	0
Akron.....	1	0	Greenville.....	1	0	Ohio.....	8	2
Alabama.....	1	0	Grinnell.....	3	1	Ohio State.....	11	31
Alabama State.....	1	0	Hanover.....	13	2	Oklahoma.....	2	3
American-Puerto Rico.....	1	0	Hawaii.....	0	1	Oklahoma State.....	4	1
Anderson.....	2	0	Holy Cross.....	0	1	Oklahoma City.....	7	5
Appalachian State.....	0	1	Idaho State.....	2	0	Old Dominion.....	3	0
Arizona.....	1	3	Illinois.....	7	30	Oral Roberts.....	3	14
Arkansas.....	2	0	Illinois-Springfield.....	1	0	Oregon State.....	1	0
Auburn.....	0	2	Illinois State.....	4	5	Pacific.....	1	0
Augustana (S.D.).....	1	1	Illinois Wesleyan.....	2	1	Pennsylvania.....	2	0
Austin Peay.....	1	1	Indiana.....	15	39	Penn State.....	2	1
Ball State.....	67	38	Indiana State.....	70	57	Pepperdine.....	1	0
Baylor.....	0	1	Indiana Wesleyan.....	1	0	Pittsburgh.....	8	6
Belmont.....	3	1	Indianapolis (UIndy).....	27	12	Portland.....	4	0
Bethune-Cookman.....	1	0	Iowa.....	6	6	Portland State.....	1	0
Birmingham-Southern.....	2	0	Iowa State.....	1	0	Presbyterian.....	1	0
Boston.....	1	0	IUPUI.....	6	0	Princeton.....	4	0
Bowling Green.....	2	4	IU-South Bend.....	1	0	Providence.....	4	12
Bradley.....	11	11	Jacksonville.....	2	0	Purdue.....	20	39
Brigham Young (BYU).....	1	0	James Madison.....	2	1	Purdue Fort Wayne/IPFW.....	3	0
Brown.....	1	0	Kalamazoo.....	1	0	Quincy.....	1	0
Bucknell.....	2	0	Kansas State.....	1	0	Radford.....	1	0
Cal State Fullerton.....	1	1	Kennesaw State.....	2	0	Rhode Island.....	1	0
Cal State Northridge.....	1	0	Kent State.....	1	1	Richmond.....	1	1
Cal State Sacramento.....	2	0	Kentucky.....	0	3	Rio Grande.....	0	1
Carnegie Tech.....	1	0	Lamar.....	1	0	Robert Morris.....	2	0
Carthage.....	1	0	La Salle.....	7	3	Rose Hulman.....	9	8
Centenary.....	1	0	Lehigh.....	1	0	St. Bonaventure.....	1	0
Central Arkansas.....	1	0	Lipscomb.....	2	0	St. Francis (N.Y.).....	1	0
Central Michigan.....	2	0	Long Beach State.....	0	1	St. Francis (Pa.).....	1	0
Centre.....	2	0	Long Island.....	1	2	St. John's (N.Y.).....	9	6
Charlotte.....	1	3	Louisiana-Lafayette.....	1	0	St. Joseph's (Ind.).....	38	24
Chattanooga.....	2	0	Louisiana-Monroe.....	1	0	St. Peter's.....	0	1
Chicago.....	9	1	LSU.....	0	2	Samford.....	1	0
Chicago State.....	1	1	Louisville.....	4	6	Saint Louis.....	12	20
Cincinnati.....	8	10	Loyola (Ill.).....	52	30	Saint Joseph's (Pa.).....	1	1
Citadel.....	1	0	Loyola (Md.).....	1	0	Santa Clara.....	1	1
City College of NY.....	1	0	Maine.....	1	0	Savannah State.....	1	0
Clemson.....	0	2	Manchester.....	7	1	Seton Hall.....	9	7
Cleveland State.....	31	8	Marian.....	1	1	Siena.....	2	0
Colgate.....	1	0	Marquette.....	23	20	South Alabama.....	1	0
Concordia Seminary.....	3	0	Marshall.....	2	0	South Dakota State.....	4	0
Connecticut (UConn).....	0	1	Maryland.....	1	1	South Florida.....	1	0
Cornell.....	0	1	Maryland-Eastern Shore.....	1	0	Southern.....	1	0
Creighton.....	9	12	Massachusetts (UMass).....	1	0	Southern California (USC).....	2	2
Dartmouth.....	2	0	Mercer.....	2	2	Southern Illinois.....	2	1
Davidson.....	2	0	Miami (Fla.).....	0	1	So. Ill.-Edwardsville (SIUE).....	2	0
Dayton.....	13	11	Miami (Ohio).....	12	1	Southern Indiana.....	3	0
Delaware.....	2	0	Michigan.....	13	17	Southern Methodist.....	1	0
Denver.....	1	0	Michigan State.....	9	14	Southern Utah.....	1	2
DePaul.....	13	7	Middle Tennessee State.....	2	0	Southwest Baptist.....	1	0
DePauw.....	87	29	Millikin.....	1	0	Stanford.....	3	1
Detroit Mercy.....	44	29	Milwaukee.....	33	13	Syracuse.....	1	1
Drake.....	5	3	Minnesota.....	1	3	Temple.....	2	0
Drexel.....	0	1	Mississippi (Ole Miss).....	2	0	Tennessee.....	3	2
Duke.....	0	3	Mississippi State.....	1	0	Tennessee-Martin.....	2	1
Duquesne.....	2	1	Mississippi Valley State.....	2	0	Texas.....	1	1
Earlham.....	19	14	Missouri.....	4	3	Texas Arlington.....	0	1
Eastern Illinois.....	2	4	Missouri St./Southwest Missouri.....	3	1	Texas Christian (TCU).....	2	0
Eastern Kentucky.....	3	3	Montana State.....	2	1	Texas-Pan American.....	1	0
Eastern Washington.....	0	1	Morehead State.....	2	0	Texas Tech.....	2	0
Elon.....	2	0	Mount St. Mary's.....	2	0	Toledo.....	6	14
Evansville.....	57	62	Murray State.....	2	2	Transylvania.....	1	0
Florida.....	3	3	Navy.....	1	1	Tulane.....	4	0
Florida A&M.....	0	1	Nebraska.....	1	3	UAB.....	1	2
Florida Gulf Coast.....	3	0	Nevada.....	2	0	UC-Irvine.....	1	0
Florida International.....	2	0	New Mexico.....	1	3	UCLA.....	2	4
Florida State.....	3	2	New Mexico State.....	1	0	UIC (Illinois-Chicago).....	33	11
Fordham.....	2	0	New Orleans.....	2	0	Utah.....	3	1
Franklin.....	46	18	NJIT.....	1	0	Utah State.....	0	2
Fresno State.....	0	1	Norfolk State.....	1	0	UTEP.....	1	0
Furman.....	1	0	North Carolina.....	3	3	Valparaiso.....	67	36
Gardner-Webb.....	1	0	North Carolina-Wilmington.....	0	3	Vanderbilt.....	6	0
George Mason.....	0	1	North Dakota.....	1	0	VCU (Virginia Commonwealth).....	2	1
George Washington.....	1	0	Northeastern Illinois.....	1	0	Vermont.....	1	0
Georgetown (Ky.).....	0	1	Northern Colorado.....	2	0	Villanova.....	4	12
Georgetown.....	7	9	Northern Illinois.....	7	3	Vincennes.....	1	0
Georgia Southern.....	1	0	Northern Iowa.....	2	0	Virginia.....	0	1
Georgia State.....	2	0	Northwestern.....	11	16	Virginia Tech.....	1	0
Gonzaga.....	2	1	Notre Dame.....	31	72	VMI.....	1	0
Grambling.....	1	0	Oakland City.....	2	0	Wabash.....	86	33



Series RECORDS

Table with columns Opponent, BU, and Opp. listing various schools and their record against Butler.

vs. Connecticut (0-1)
Home: 0-0; Away: 0-0; Neutral: 0-1

Under LaVall Jordan (0-0)

Prior to LaVall Jordan
4/4/11 N^ L, 41-53

^ NCAA Tournament

vs. Creighton (9-12)
Home: 7-3; Away: 2-8; Neutral: 0-1

Under LaVall Jordan (3-3)

Table listing dates and results for games under LaVall Jordan against Creighton.

Prior to LaVall Jordan

Table listing dates and results for games prior to LaVall Jordan against Creighton.

Prior to Butler joining BIG EAST

Table listing dates and results for games prior to Butler joining BIG EAST against Creighton.

Pillsbury Classic; Bloomington, Minn.

vs. DePaul (13-7)
Home: 6-3; Away: 7-4; Neutral: 0-0

Under LaVall Jordan (5-1)

Table listing dates and results for games under LaVall Jordan against DePaul.

Prior to LaVall Jordan

Table listing dates and results for games prior to LaVall Jordan against DePaul.

Table listing dates and results for games from 1/27/16 to 1/9/14.

Prior to Butler joining BIG EAST

Table listing dates and results for games prior to Butler joining BIG EAST.

vs. Georgetown (7-9)
Home: 1-6; Away: 5-2; Neutral: 1-1

Under LaVall Jordan (3-3)

Table listing dates and results for games under LaVall Jordan against Georgetown.

Prior to LaVall Jordan

Table listing dates and results for games prior to LaVall Jordan against Georgetown.

Prior to Butler joining BIG EAST

Table listing dates and results for games prior to Butler joining BIG EAST against Georgetown.

Battle 4 Atlantis; Nassau, Bahamas
+ Jimmy V Classic; New York, N.Y.

vs. Marquette (23-20)
Home: 12-6; Away: 10-13; Neutral: 1-1

Under LaVall Jordan (3-3)

Table listing dates and results for games under LaVall Jordan against Marquette.

Prior to LaVall Jordan

Table listing dates and results for games prior to LaVall Jordan against Marquette.

Prior to Butler joining BIG EAST

Table listing dates and results for games prior to Butler joining BIG EAST against Marquette.

Table listing dates and results for games from 2/15/41 to 12/16/22.

Maui Invitational; Lahaina, Maui
^ NCAA Tournament

vs. Providence (4-12)
Home: 2-5; Away: 2-5; Neutral: 0-2

Under LaVall Jordan (2-5)

Table listing dates and results for games under LaVall Jordan against Providence.

Prior to LaVall Jordan

Table listing dates and results for games prior to LaVall Jordan against Providence.

* BIG EAST Tournament; New York, N.Y.

vs. St. John's (9-6)
Home: 6-1; Away: 3-4; Neutral: 0-1

Under LaVall Jordan (4-2)

Table listing dates and results for games under LaVall Jordan against St. John's.

Prior to LaVall Jordan

Table listing dates and results for games prior to LaVall Jordan against St. John's.

Prior to Butler joining BIG EAST
3/13/58 N@ L, 68-78

@ NIT; New York, N.Y.

vs. Seton Hall (9-7)
Home: 4-3; Away: 4-3; Neutral: 1-1

Under LaVall Jordan (2-5)

Table listing dates and results for games under LaVall Jordan against Seton Hall.



1/15/20	H	L, 70-78
2/2/19	H	W, 70-68
1/9/19	A	L, 75-76
3/8/18	N*	W, 75-74
3/3/18	A	L, 70-77
1/6/18	H	L, 87-90
Prior to LaVall Jordan		
3/4/17	H	L, 64-70
1/25/17	A	W, 61-54
3/2/16	H	W, 85-78
2/10/16	A	W, 81-75
1/25/15	H	W, 77-57
1/13/15	A	W, 79-75 (OT)
3/12/14	N*	L, 51-50
3/08/14	H	W, 71-54
1/29/14	A	W, 64-57

* BIG EAST Tournament; New York, N.Y.

vs. Villanova (4-12)
Home: 3-4; Away: 1-6; Neutral: 0-2

Under LaVall Jordan (2-5)

2/5/20	H	W, 79-76
1/21/20	A	L, 61-76
3/2/19	A	L, 54-75
1/22/19	H	L, 72-80
3/9/18	N*	L, 68-87
2/10/18	A	L, 86-75
12/30/17	H	W, 101-93

Prior to LaVall Jordan

2/22/17	A	W, 74-66
1/4/17	H	W, 66-61
2/20/16	A	L, 67-77
1/10/16	H	L, 55-60
2/14/15	H	L, 65-68
12/31/14	A	L, 55-67
2/26/14	A	L, 48-67
12/31/13	H	L, 73-76

Prior to Butler joining BIG EAST

11/30/96	N#	L, 54-62
----------	----	----------

* BIG EAST Tournament; New York, N.Y.
Puerto Rico Shootout; Bayamon, Puerto Rico

vs. Xavier (23-41)
Home: 17-14; Away: 5-23; Neutral: 1-4

Under LaVall Jordan (3-3)

3/7/20	A	W, 72-71
2/12/20	H	W, 66-61
3/5/19	H	W, 71-66
1/13/19	A	L, 69-70
2/6/18	H	L, 93-98 (OT)
1/2/18	A	L, 79-86

Prior to LaVall Jordan

3/9/17	N*	L, 57-62
2/26/17	A	W, 88-79
1/14/17	H	W, 83-78
2/13/16	H	L, 57-74
1/2/16	A	L, 69-88
3/12/15	N*	L, 61-67 (OT)
2/21/15	A	L, 56-73
1/10/15	H	W, 88-76
2/11/14	H	L, 50-64
1/4/14	A	L, 68-79

Prior to Butler joining BIG EAST

3/9/13	H	W, 67-62
11/13/12	A	L, 47-62
12/7/11	H	L, 61-73
12/9/10	A	L, 49-51
12/19/09	H	W, 69-68
12/23/08	A	W, 74-65

11/17/98	H	L, 66-73
12/30/97	A	L, 66-93
2/25/95	H	L, 66-81
2/16/94	A	L, 73-93
1/15/94	H	L, 80-86
2/20/93	H	L, 66-80
1/21/93	A	L, 59-63
3/13/92	N!	W, 78-61
3/7/92	A	W, 96-86
2/18/92	H	L, 75-98
2/23/91	H	L, 93-105
2/12/91	A	L, 73-80
3/8/90	N!	L, 61-96
2/24/90	H	L, 66-80
1/27/90	A	L, 57-81
3/2/89	A	L, 75-85
1/28/89	H	W, 79-76
3/6/88	H	L, 70-71
2/6/88	A	L, 74-89
2/26/87	N!	L, 104-98
2/19/87	A	L, 67-69
1/31/87	H	W, 86-84 (2OT)
2/20/86	H	L, 61-86
2/1/86	A	L, 56-77
2/23/85	H	W, 81-73
1/26/85	A	W, 61-59
2/25/84	A	L, 68-78
1/28/84	H	W, 55-53
2/7/83	H	W, 72-52
1/17/83	A	L, 49-51
2/8/82	A	L, 53-72
1/11/82	H	W, 73-62
2/7/81	A	L, 62-74
1/17/81	H	W, 73-72
2/9/80	H	W, 91-81
2/24/79	A	L, 72-73
1/27/79	H	W, 56-54
2/22/78	A	L, 60-68
12/10/77	H	W, 61-55
12/23/76	H	L, 60-66 (OT)
1/4/41	H	W, 57-33
1/16/37	A	L, 26-28

* BIG EAST Tournament; New York, N.Y.
! MCC Tournament

vs. Indiana (15-39)

Under LaVall Jordan (0-1)

12/15/18	N&	L, 68-71
Prior to LaVall Jordan		
12/17/16	N&	W, 83-78
12/20/14	N&	L, 73-82
12/15/12	N&	W, 88-86
11/27/11	A	L, 59-75
11/14/06	N#	W, 60-55
12/23/05	N\$	L, 55-73
12/13/03	A	L, 50-62
12/29/01	H%	W, 66-64
12/21/96	A	L, 84-89 (OT)
12/21/94	A	L, 66-89
11/27/93	H	W, 75-71
12/27/92	H	L, 48-90
11/30/91	A	L, 73-97
3/15/85	A	L, 57-79
12/22/71	H	L, 74-85
12/22/70	A	L, 94-111
12/22/60	H	L, 85-91
12/27/58	H	W, 88-76
12/27/57	H	W, 84-78
12/10/56	A	L, 68-73
12/27/55	H	L, 70-94
1/31/55	A	L, 56-87

12/12/53	H	L, 57-76
2/2/53	A	L, 70-105
12/29/51	H	L, 71-87
12/22/50	H	L, 46-61
1/16/50	A	L, 49-57
12/30/49	H	L, 57-68
12/27/48	H	W, 64-55
1/2/48	H	W, 64-51
1/2/47	H	W, 51-42
1/1/46	H	L, 47-58
1/4/43	H	L, 27-43
12/12/40	H	L, 36-39
12/23/39	H	L, 33-40
12/23/38	H	L, 29-46
2/1/38	H	L, 23-42
1/1/37	H	L, 27-61
2/2/17	A	L, 9-18
2/10/12	H	W, 23-17
1/10/12	A	L, 12-15
1/11/11	A	L, 16-41
2/23/07	A	L, 7-42
2/11/07	H	L, 17-30
1/9/06	A	L, 11-42
2/26/05	H	W, 44-29
1/25/05	H	L, 23-41
2/23/03	H	L, 23-35
1/14/03	A	L, 16-28
2/25/02	H	L, 29-32
1/15/02	A	W, 17-15
2/28/01	H	W, 24-20
2/8/01	A	W, 22-17

& Crossroads Classic; Bankers Life Fieldhouse
NIT Season Tip-Off; Bankers Life Fieldhouse
\$ Bankers Life Fieldhouse; Indianapolis, Ind.
% Hoosier Classic; Bankers Life Fieldhouse

vs. Purdue (20-39)

Under LaVall Jordan (1-2)

12/21/19	N&	W, 70-61
3/18/18	N^	L, 73-76
12/16/17	N&	L, 67-82
Prior to LaVall Jordan		
12/19/15	N&	W, 74-68
12/14/13	N&	W, 76-70
12/17/11	N&	W, 67-65
12/16/06	N\$	W, 68-65
11/27/01	A	W, 74-68
12/19/98	N!	L, 54-63
1/2/93	A	L, 54-80
3/19/92	A@	L, 56-82
12/21/91	H	L, 70-76
12/20/90	A	L, 81-97
12/7/81	A	L, 46-75
12/8/80	H	L, 61-82
12/3/79	A	L, 60-83
12/1/76	A	L, 56-77
1/5/76	H	L, 57-81
12/9/69	A	L, 64-100
12/10/68	A	L, 55-93
12/20/67	H	W, 76-59
12/10/66	H	L, 98-99
12/11/65	A	L, 77-84
12/12/64	H	L, 64-80
12/14/63	H	W, 65-59
12/15/62	A	L, 78-93
12/16/61	A	L, 57-65
12/28/60	H	W, 65-63
12/23/59	H	W, 73-69
12/26/58	H	L, 65-78
12/28/57	A	L, 78-83
12/22/56	H	L, 79-83



Series RECORDS

12/20/55	A	L, 59-67
12/18/54	H	L, 54-82
12/15/53	A	W, 67-65
12/6/52	H	W, 67-61
12/28/51	H	L, 51-55
12/23/50	H	L, 59-65
12/29/49	H	W, 57-52
1/2/49	H	W, 47-42
1/1/48	H	W, 52-50
2/22/47	H	W, 56-48
12/14/42	A	L, 35-44
12/27/41	A	L, 34-50
12/16/36	A	L, 14-44
12/21/35	H	W, 41-39
12/22/34	A	L, 31-34
12/23/33	A	L, 34-37
12/21/29	H	W, 36-29
12/21/28	H	W, 28-27
12/20/27	A	L, 27-36
1/13/23	A	W, 42-20
12/19/21	A	L, 19-42
1/4/21	H	L, 26-41
12/13/20	A	L, 28-37
1/8/12	A	L, 12-51
2/19/02	A	L, 24-71
1/25/02	H	L, 23-30
3/20/01	A	L, 12-41

& Crossroads Classic; Bankers Life Fieldhouse

^ NCAA Tournament

\$ Wooden Tradition; Bankers Life Fieldhouse

! Market Square Arena; Indianapolis, Ind.

@ NIT



ALL-TIME results

1892-93

No Results Available

Varsity Award Winners: George Anderson, Charles Baker, Davidson, Harry Griffith, Henry Griffith, Hall, Keith Hummell, Hynes, John Kettenbach, John Lister, Ormes, Harold Poer, Robinson, Shakleton, David Smith, Sommerville, Luther Thompson, Frank Williams, Wright.

1893-94

No Results Available

1894-95

No Results Available

Varsity Award Winners: Robert Bull, Clyde Keen, Marvin Loop, Ovid Ludlow, Harry Minter, Mike Null, Lon Roberts.

1896-97

Record: 1-0

W Y.M.C.A. 13-1
Varsity Award Winners: Allen, Cook, Darrah, Fisher, Fulkerson, Garey, Gavin, Harper, Hester, Kettenbach, Kingbury, Lister, Loop, Moore, Parker, Roberts, Rollins, Tryer.

1897-98

Record: 2-3

Coach: James Zink
 L Indiana 6-22
 W Rose Polytechnic Inst. 18-0
 L Miami (Ohio) 0-6
 W Earlham 18-0
 L Indianapolis Ath. Club 0-14
Varsity Award Winners: Bill Bacon, George Butler, John Cunningham, Dom Diltz, Clarence Dobson, Duncan, Farley, Fisher, Green, Hunt, Jump, Charles Loop, Martin Loop, Carl McGaughey, A. Place, Roberts, Tom Roe, Scott Thompson.

1898-99

Record: 0-2

Coach: James Zink
 No Results Available

1899-00

Record: 2-1

Coach: Walter Kelly
 No Results Available

1900-01

Record: 2-1

Coach: Walter Kelly
 W INDIANA 20-17
 W Indiana 24-20
 L Purdue 12-41
Varsity Award Winners: Unknown

1901-02

Record: 1-3

Coach: Walter Kelly
 W Indiana 17-15
 L PURDUE 23-30
 L INDIANA 29-32
 L Purdue 24-71
Varsity Award Winners: Unknown

1902-03

Record: 1-3

Coach: Walter Kelly
 L Indiana 16-28
 L INDIANA 23-35
Varsity Award Winners: Unknown

1903-04

Record: 2-2

Coach: Ralph Jones

W Indiana State Normal 28-14
 L DePauw 24-38
 L Earlham 23-43
 W Indiana State Normal 22-14
Varsity Award Winners: Leslie Anthony, Mark Brown, Frank Davenport, John Kingsbury, Harold Mauzy, Paul Murray.

1904-05

Record: 6-2

Coach: Wingard
 W Wabash 30-23
 L Indiana 23-41
 W Franklin 30-29
 L Indiana State Normal 29-31
 W Franklin 45-22
 W INDIANA 44-29
 W Hanover 44-23
 W Earlham 41-36
Varsity Award Winners: Unknown

1905-06

Record: 1-1

Coach: Wingard
 W Shortridge High School 18-8
 L Indiana 11-42
Varsity Award Winners: Frank Davenport, Fred Davenport, T. Davenport, Clayton Kitterman, Robert McKay, James Murray, Nathaniel B. Rose, Paul Weir.

1906-07

Record: 2-4

Coach: Art Guedel
 W Purdue Medical School 46-8
 L DePauw 28-43
 W Indiana State Normal 23-20
 L Indiana 17-30
 L Indiana 7-46
 L Earlham 13-33
Varsity Award Winners: Claris Adams, Carl Barnett, Chester Barnett, Everett Brickert, Daniels, Fred Davenport, Scot Edwards, Ed Fitzgerald, Vener Fleece, Givens, Alonzo Hartley, Layman Kingsbury, Theo Kingsbury, Clayton Kitterman, Robert McKay, Chester Maguire, Chester Marsh, James Murray, Tyner Myers, James Osborne, Charles E. Reid, Clarence Reidenbach, Nate Roe, Nathaniel B. Rose, Herbert Schmidt, Harold Tharpe, Earl Townsend, Roger Wallace, Charles Wolfe.

1907-08

Record: 4-4

Coach: John McKay
 L Rose Polytechnic Inst. 17-34
 W Indiana State Normal 35-24
 W Indiana Law School 43-17
 L Earlham 21-29
 W DePauw 23-22
 L DePauw 21-27
 L Rose Polytechnic Inst. 13-33
 W Miami, Ohio 47-12
Varsity Award Winners: Unknown

1908-09

Record: 5-2

Coach: Joe McCrea, John McKay
Captain: James Murray
 W Hanover 37-21
 L Notre Dame 11-47
 L Earlham 16-28
 W Franklin 15-10
 W Hanover 26-18
 W Transylvania 29-28
 W DePauw 32-24
Varsity Award Winners: Ray Harrison, Layman Kingsbury, Robert McKay, Chester Marsh, Moffett, James Murray, Nate Rose,

Tharp, Cullen Thomas.

1909-10

Record: 3-4

Coach: Walter Gipe
 L Hanover 23-38
 L Notre Dame 16-49
 W Indiana State Normal 25-8
 L Wabash 19-55
 L Hanover 31-53
 W DePauw 27-21
 W Indiana State Normal 38-15
Varsity Award Winners: Adams, Layman Kingsbury, McKay, Chester Marsh, Silvers, Cullen Thomas, Van Wirt.

1910-11

Record: 5-7

Coach: Bill Diddle
 W Franklin 26-10
 L Indiana 16-41
 W Indiana State Normal 25-10
 L DePauw 14-15
 L Wabash 8-27
 L Wabash 18-25
 W Indiana State Normal 36-14
 L Cincinnati 11-15
 L Centerville 16-21
 L Georgetown 18-22
 W DePauw 25-18
 W Franklin 22-19
Varsity Award Winners: Unknown

1911-12

Record: 5-5

Coach: Bill Diddle
Captain: Xerxes Silvers
 W Franklin 33-8
 L Indiana 12-15
 L Earlham 15-32
 W Indiana State Normal 25-17
 L Purdue 12-51
 W Indiana State Normal 24-21
 W Indiana 23-17
 L Franklin 8-18
 L DePauw 20-21
 W DePauw 20-15
Varsity Award Winners: Robert Kennington, Joe Mullane, Justus Paul, Thomas Richardson, Xerxes Silvers, Cullen Thomas.

1912-13

Record: 3-8

Coach: G. C. Thomas
Captain: Xerxes Silvers
 L Indiana State Normal 11-29
 L Rose Polytechnic Inst. 21-31
 L Earlham 23-26
 L Earlham 21-27
 W Franklin 21-18
 L Indiana State Normal 33-43
 L Rose Polytechnic Inst. 7-19
 L Wabash 15-46
 L Franklin 21-24
 W Hanover 26-18
 W Hanover 26-17
Varsity Award Winners: Charles Good, Robert Kennington, Arthur Lockhart, Justus Paul, Thomas Richardson, Xerxes Silvers, Verl Wise.

1913-14

No Basketball

1914-15

Record: 3-4

Coach: G. C. Thomas
 L Indiana Dental 26-36
 W Danville Cent. Normal 46-19

L Danville Cent. Normal 11-53
 W Indiana State Normal 24-23
 L Franklin 27-56
 W Rose Polytechnic 24-21
 L Earlham 24-50

Varsity Award Winners: Unknown

1915-16

Record: 3-4

Coach: G. C. Thomas
 W Indiana Dental 24-14
 L Wabash 14-32
 W Rose Polytechnic 31-21
 W Indiana Dental 27-23
 L Rose Polytechnic 24-28
 L Franklin 12-24
 L Indiana State Normal 23-35

Varsity Award Winners: Unknown

1916-17

Record: 7-6

Coach: G. C. Thomas
Captain: Marty Frankfort
 W Indiana Dental 19-15
 W Hanover 28-18
 W Earlham 35-19
 L Indiana 9-18
 W Rose Polytechnic 26-21
 L Indiana State Normal 12-29
 W Franklin 18-17
 W Franklin 34-14
 L Indiana Dental 18-25
 L Indiana State Normal 31-35
 W Rose Polytechnic 35-26
 L Franklin 11-35
 L Indiana Dental 21-23
Varsity Award Winners: Ralph Agnew, George Cornelius, Marty Frankfort, Charles Good, Glenn Markland, Race, Henry Sussman.

1917-18

Record: 0-6

Coach: G. C. Thomas
Captain: Marty Frankfort
 L Nat. Ama. Gym Union 0-39
 L Rose Polytechnic 20-40
 L Indiana Dental 19-40
 L Franklin 16-23
 L Earlham 20-41
 L Indiana Dental 22-35
Varsity Award Winners: Unknown

1918-19

Record: 1-9

Coach: Joe Mullane
 L Wabash 21-38
 L DePauw 27-42
 L Indiana State Normal 30-45
 L Indiana Dental 30-36
 L Earlham 35-37
 W Franklin 33-22
 L Indiana State Normal 28-29
 L Earlham 11-22
 L Wabash 26-29
 L Franklin 18-48
Varsity Award Winners: Rowland Jones.

1919-20


Record: 2-4

Coach: F. E. Ellis
 W Danville Cent. Normal 44-18
 W Indiana State Normal 26-20
 L Rose Polytechnic 26-27
 L Wabash 17-35
 L Rose Polytechnic 16-39
 L Indiana State Normal 32-34



BUTLER RECORDS

ALL-TIME results



Harlan O. "Pat" Page
1920-26

1920-21
Record: 16-4

Coach: Harlan O. Page
Captain: Rowland Jones

W Indiana Dental	31-26
W Indiana Dental	33-17
W Earlham	42-29
L Purdue	26-41
W Rose Polytechnic	38-18
W Danville Cent. Normal	41-13
W Mooresville	33-31
W Cincinnati Y.M.C.A.	59-25
L Purdue	28-37
W Louisville	62-24
W Evansville	34-24
W Franklin	32-23
W Indiana State Normal	41-30
W Rose Polytechnic	44-19
L Wabash	25-34
W Earlham	31-27
W Indiana State Normal	32-28
W Indiana Dental	29-10
L Wabash	25-29
W Chicago	29-21

Varsity Award Winners: Ed Diederich, Orville Hooker, Paul Jones, Rowland Jones, John Leslie.

1921-22
Record: 24-6

Coach: Harlan O. Page
Captain: Orville Hooker

W IND.CHAMBER OF COMM.	34-29
W Danville Central Normal	61-17
W Hanover	35-31
W Indiana Law School	35-14
W FAIRBANKS-MORSE	55-15
W Manchester	31-29
W Wisconsin	26-20
W Chicago	16-13
L Purdue	19-42
W Yale	51-16
W Vincennes YMCA	32-24
W Notre Dame	37-21
W Rose Polytechnic	35-28
L Illinois	28-30
W Indiana State Normal	49-24
W Earlham	61-27
W Notre Dame	28-23
W Centre	31-9
W Kalamazoo Normal	27-18
W South Bend YMCA	25-18
L DePauw	23-29
W Wabash	31-26
W EVANSVILLE	67-17
W Centre	43-25

W Franklin	35-26
L Franklin	29-30
W Earlham	35-18
W LAKE FOREST	43-23
L Wabash	24-31
L DePauw	16-25

Varsity Award Winners: Arthur Black, Paul Brown, Eugene Colway, Alva Graham, Orville Hooker, Paul Jones, Rowland Jones, John Leslie, Hugh Middlesworth.

1922-23
Record: 16-4

Coach: Harlan O. Page
Captain: John Leslie

W Wisconsin	20-13
L Marquette	17-18
W Illinois	29-25
W Notre Dame	29-14
W Purdue	43-20
W Rose Polytechnic	57-16
W Notre Dame	41-18
W DePauw	28-22
W Wabash	29-21
L Wabash	19-32
W Earlham	43-26
L Franklin	17-25
W Danville Cent. Normal	61-17
W Indiana Dental	51-17
W Carnegie Technical	42-16
W Chicago	30-15
W Earlham	48-37
W Hanover	55-34
W Indiana State Normal	38-26
L Franklin	22-26

Varsity Award Winners: Eugene Colway, Haldane Griggs, Albert Harker, Orville Hooker, Paul Jones, John Leslie, Paul McNorton, Hugh Middlesworth, Robert Nipper, Gordon Paul.

1923-24
Record: 11-7

AAU NATIONAL CHAMPIONS
Coach: Harlan O. Page
Captain: Hugh Middlesworth

L Iowa	23-26
L Franklin	19-35
L DePauw	21-36
W Chicago	26-17
L DePauw	17-23
W Hanover	32-24
L Illinois	27-28
L Wabash	23-28
W Wabash	35-17
W Hanover	38-21
L Wisconsin	23-25
W Marquette	24-18
W Haskell Inst.	51-18
W Franklin	36-22
W Schooley-Woodstock#	34-29
W Hillyards#	35-29
W Kansas St. Teachers#	40-21
W K. C. Athletic Club#	30-26

Varsity Award Winners: Robert Blessing, Eugene Colway, Haldane Griggs, Albert Harker, Orville Hooker, Paul Jones, Hugh Middlesworth, Robert Nipper, Gordon Paul, Homer Woodling.
#AAU National Tournament.

1924-25
Record: 20-4

Coach: Harlan O. Page
Captain: Haldane Griggs

W MANCHESTER	50-25
W Iowa	26-22
W Wisconsin	22-16
W Marquette	25-17
W ILLINOIS	24-22

W VANDERBILT	37-17
L Ohio State	25-34
W LOMBARD	41-23
W NOTRE DAME	31-16
W Dayton	28-22
W DePauw	18-16
W Chicago	23-17
L WABASH	19-22
W Concordia Seminary	32-15
W Vanderbilt	33-13
W Notre Dame	32-23
L FRANKLIN	17-22
W DePAUW	30-25
W Franklin	29-16
L Wabash	31-35
W EARLHAM	40-30
W Ball State	28-13
W Kansas City Ath. Club	29-28
W Earlham	28-18


Varsity Award Winners: Clarence Christopher, Eugene Colway, Haldane Griggs, Bob Keach, David Konold, Robert Nipper, Gerald Strole, Bob Wakefield.

1925-26
Record: 16-5

Coach: Harlan O. Page
Captain: Robert Nipper

W Muncie Normal	41-13
L Manchester	28-32
L Illinois	22-23
L Iowa	24-26
W Franklin	31-17
W Dayton	44-12
W DePauw	43-23
W Earlham	31-15
W Wayne State (Mich.)	36-25
W Mich. State Normal	28-21
W Chicago	20-18
L Wisconsin	24-31
W Marquette	42-20
W Wabash	37-29
W DePauw	28-27
W Franklin	30-26
W Wabash	25-23
L St. Louis	20-30
W Lombard	34-23
W Missouri	37-15
W Earlham	61-18

Varsity Award Winners: Archie Chadd, Albert Harker, Harold Holz, Willis Jackman, Robert Keach, Robert Nipper, Gerald Strole, Edward Summers, Robert Wakefield.



Paul D. "Tony" Hinkle
1926-42, 1945-70

1926-27
Record: 17-4

Coach: Paul D. Hinkle
Captain: Bob Wakefield

W Central Normal	27-24
W Coe	29-25
L Lombard	24-25
W Wesleyan	27-21
W Chicago	30-28
W Muncie Normal	40-38
W Marquette	33-30
L Evansville	23-25
W Michigan State	53-16
W DePauw	30-25
W Illinois	32-30
W Franklin	29-26
L Evansville	27-35
W Wabash	40-22
W DePauw	40-33
W Franklin	38-31
W Wabash	32-30
W Michigan State	29-23
W Iowa	47-32
W Marquette	35-23
L Kalamazoo Teachers	27-34

Varsity Award Winners: William Bugg, Archie Chadd, Dana Chandler, Walter Floyd, Alan Fromuth, Harold Holz, Bob Wakefield, Frank White.

1927-28
Record: 19-3

Coach: Paul D. Hinkle
Captain: Archie Chadd

W Danville Cent. Normal	49-22
L Wisconsin	18-25
W Concordia Seminary	50-10
W Evansville	38-32
W Nat. Am. Gym Union	42-32
W Franklin	40-32
W Evansville	33-27
W DePauw	36-19
W Danville Cent. Normal	34-25
W Wabash	28-26
W Marquette	23-20
W Loyola	27-17
L Notre Dame	24-32
W Franklin	29-21
W Wabash	35-22
W Marquette	53-13
W DePauw	32-27
W NOTRE DAME#	21-13
W Purdue	24-19
L Purdue	27-36
W Muncie Cent. Normal	39-34
W Chicago	25-24

Varsity Award Winners: Wilbur Allen, William Bugg, Archie Chadd, Dana Chandler, Clarence Christopher, Marshall Christopher, Walter Floyd, Alan Fromuth, Oral Hildebrand, Harold Holz, Maurice Hosier, Willis Jackman, Frank White.
#First game in Hinkle Fieldhouse.

1928-29
Record: 17-2

NATIONAL COLLEGIATE CHAMPIONS
Coach: Paul D. Hinkle
Captain: Frank White

W PITTSBURGH	35-33
W PURDUE#	28-27
W DANVILLE CENT. NORMAL	35-22
W NORTH CAROLINA	43-20
W MISSOURI	38-25
L at Chicago	21-24
W FRANKLIN	34-26
W EVANSVILLE	56-10
W DePAUW	35-20
W INDIANA CENTRAL	67-19
W at Evansville	40-31



ALL-TIME results

W at Illinois 33-28
 W at Wabash (OT) 32-28
 W at Franklin 41-33
 L NOTRE DAME 21-24
 W at DePauw 34-23
 W EARLHAM 47-19
 W WABASH 27-22
 W at Notre Dame 35-16
Varsity Award Winners: Wilbur Allen, William Bugg, Jacob Caskey, Dana Chandler, Marshall Christopher, Alan Fromuth, Oral Hildebrand, Maurice Hosier, Cleon Reynolds, Frank White, George Lloyd (Mgr.).
 #Fieldhouse Dedication Game.

1929-30
Record: 12-8

Coach: Paul D. Hinkle
Captain: Oral Hildebrand
 W MANCHESTER 53-22
 W NATIONAL AM. GYM UNION 20-17
 W PURDUE 36-29
 W MONTANA STATE 49-32
 W Vanderbilt 39-14
 L Danville Cent. Normal 16-40
 W NEBRASKA 38-26
 W Illinois 28-18
 W CHICAGO 28-21
 W WABASH 32-15
 L Franklin 20-34
 W DANVILLE CENT. NORMAL 27-19
 W DePauw 39-29
 L LOYOLA 14-22
 W EVANSVILLE 63-21
 L Wabash 14-16
 L NOTRE DAME 20-28
 L Earlham 27-31
 L Notre Dame 16-29
 L FRANKLIN 28-31

Varsity Award Winners: Wilbur Allen, Marshall Christopher, Oral Hildebrand, Maurice Hosier, Cleon Reynolds, Marshall Tackett, Lyle Withrow, Fred Howensline (Mgr.)

1930-31
Record: 17-2

Coach: Paul D. Hinkle
 W CINCINNATI 36-12
 W BRIGHAM YOUNG 45-34
 W LOYOLA 27-22
 W ALABAMA 23-20
 W ARKANSAS 37-21
 W INDIANA STATE 35-23
 W Louisville 33-16
 W WABASH 30-20
 W WESTERN STATE 31-28
 W Evansville 27-17
 W Concordia Seminary 30-23
 L Nebraska 14-32
 W Centenary 34-16
 W Franklin 25-18
 W LOUISVILLE 23-18
 L Notre Dame 19-27
 W WABASH 23-18
 W FRANKLIN 19-14
 W NOTRE DAME 20-15

Varsity Award Winners: Roger Anderson, Gordon Ar buckle, Alan Bailey, Howard Chadd, Harry Chickedantz, Bert Davis, William Haslet, Ray Miller, Searl Proffitt, Marshall Tackett, Lyle Withrow, Richard Wolfe, Frank Hadden (M)

1931-32
Record: 14-5

Coach: Paul D. Hinkle
Captain: Marshall Tackett
 W SOUTHERN CALIFORNIA 35-16

W EVANSVILLE 23-19
 L Loyola 21-22
 W PITTSBURGH 23-20
 W Illinois 22-17
 W Hanover 38-11
 W MONTANA STATE 28-17
 W Danville Cent. Normal 27-19
 W Wabash 38-14
 W WESTERN STATE 39-19
 L Indiana State Normal 31-35
 W Ball State 36-22
 L Wisconsin 17-28
 L NOTRE DAME 32-37
 W Franklin 38-32
 W Danville Cent. Normal 32-27
 W Wabash 23-16
 L Notre Dame 23-28
 W Franklin 37-28

Varsity Award Winners: Frank Baird, Howard Chadd, Harry Chickedantz, Bert Davis, William Haslet, Ray Miller, Ben Parrish, Searle Proffitt, Frank Reissner, Marshall Tackett, Richard Wolfe, Jess Pritchett (Mgr.)

1932-34 - Missouri Valley Conference

1932-33
Record: 16-5

Coach: Paul D. Hinkle
Captain: Ray Miller, Searle Proffitt
 L INDIANA STATE 21-40
 W MISSOURI 30-23
 L PITTSBURGH OT 30-38
 W WESTERN STATE 41-38
 L DANVILLE CENT. NORMAL 32-41
 W Drake 36-12
 W Grinnell 56-22
 W Wabash 31-27
 W Notre Dame 27-25
 W OKLAHOMA A & M 31-18
 W FRANKLIN 47-28
 W Oklahoma A & M 26-21
 L Creighton 25-35
 W Washington 34-32
 W WASHINGTON 33-27
 W GRINNELL 46-15
 W WABASH 37-20
 W Franklin 40-32
 W CREIGHTON 45-33
 W DRAKE 43-21
 L NOTRE DAME 41-42

Varsity Award Winners: Frank Baird, Harry Chickedantz, Bert Davis, Gene Demmary, Ray Miller, Ben Parrish, Searle Proffitt, Frank Reissner.

1933-34
Record: 14-7

Coach: Paul D. Hinkle
Captain: Frank Baird
 L INDIANA CENTRAL 31-32
 W FRANKLIN 34-22
 W PITTSBURGH 35-24
 L Purdue 34-37
 W INDIANA STATE 24-20
 W WASHINGTON 42-26
 L Notre Dame 17-37
 W Franklin 35-27
 W CREIGHTON 48-30
 W WABASH 35-32
 W GRINNELL 36-24
 W OKLAHOMA A & M 38-26
 W OKLAHOMA A & M 49-26
 W DRAKE 39-27
 L Wabash 24-31
 W Washington (Mo.) 53-47
 L Wisconsin 27-37
 W Drake 28-18
 W Creighton 33-32

L Grinnell 24-26
 L NOTRE DAME 24-34
Varsity Award Winners: Scott Armstrong, Frank Baird, Roscoe Batts, Gene Demmary, Toy Jones, Ben Parrish, Frank Reissner, Morris King (Mgr.)

1934-35
Record: 13-7

Coach: Paul D. Hinkle
Captain: Gene Demmary
 W EARLHAM 44-29
 W INDIANA CENTRAL 37-24
 L Pittsburgh 24-42
 L Purdue 31-34
 W Illinois 39-24
 L Northwestern 36-41
 W Chicago 37-31
 W FRANKLIN 37-19
 W Wabash 30-24
 L Notre Dame 29-30
 W Loyola 43-25
 W Valparaiso 41-25
 W Indiana State Normal 54-40
 W Western Reserve 56-39
 W Franklin 39-23
 W Western State 50-39
 W Danville Central Normal 51-32
 L WABASH 22-28
 L NOTRE DAME 23-27
 L Indiana State 31-47
Varsity Award Winners: Scott Armstrong, Roscoe Batts, Ralph Brafford, Arthur Cosgrove, Gene Demmary, Earl Gerkensmeyer, Toy Jones, Earl Overman, Clyde Robinson (Mgr.)

1935-36
Record: 6-15

Coach: Paul D. Hinkle
Captain: Toy Jones
 L INDIANA CENTRAL 34-39
 W FRANKLIN 38-29
 L PITTSBURGH 28-36
 W PURDUE 41-39
 W CINCINNATI 39-26
 L MICHIGAN 23-26
 W WABASH 43-30
 L Earlham 35-41
 L Notre Dame 27-35
 L Detroit 32-38
 W Michigan State 24-21
 L Western State 39-42
 W Marquette 38-35
 L Wisconsin 24-28
 L Northwestern 38-53
 L KENTUCKY 28-39
 L DANVILLE CENT. NORM. 26-27
 L Wabash 32-35
 L INDIANA STATE 35-37
 L Franklin 37-38
 L NOTRE DAME 30-34

Varsity Award Winners: Scott Armstrong, Roscoe Batts, Ralph Brafford, Robert Clay, Norval Corbett, Art Cosgrove, Willard Fawcett, Earl Gerkensmeyer, Toy Jones, William Merrill, James Morris (Mgr.).

1936-37
Record: 6-14

Coach: Paul D. Hinkle
 L EARLHAM 27-33
 L PITTSBURGH 21-32
 L at Purdue 14-44
 L INDIANA CENTRAL 27-41
 W WISCONSIN 43-23
 L INDIANA 27-61

L MICHIGAN 27-36
 L at Notre Dame 24-25
 L DePAUW 28-29
 L at Xavier 26-28
 W MARQUETTE 29-26
 L FRANKLIN 27-30
 W at Wabash 26-13
 L DANVILLE CENT. NORMAL 28-32
 W MICHIGAN STATE 27-21
 L at Franklin 32-37
 W WABASH 30-24
 L at DePauw 26-27
 W at Indiana State 32-28
 L NOTRE DAME 17-42

Varsity Award Winners: Willard Fawcett, Earl Gerkensmeyer, William Geyer, Chester Jagggers, William Merrill, Earl Overman, George Perry, Laural Poland, Bryon Schofield, Lewis Smith

1937-38
Record: 11-12

Coach: Paul D. Hinkle
Captain: Arthur Cosgrove
 W OAKLAND CITY 45-26
 W LOUISVILLE 28-23
 W PITTSBURGH 24-23
 L IOWA 31-36
 W NORTHWESTERN 30-21
 W BOSTON 38-33
 W CINCINNATI 38-25
 W MICHIGAN 38-35
 W at DePauw 32-28
 L DANVILLE CENT. NORM. 15-22
 L INDIANA CENTRAL 40-43
 L at Notre Dame 26-39
 L at Michigan State 15-21
 L at Detroit 21-25
 L INDIANA 23-42
 W WABASH 25-22
 L at Franklin 26-39
 L MARQUETTE 20-25
 L NOTRE DAME 22-45
 W DePAUW 40-24
 L at Wabash 28-38
 W FRANKLIN 32-30
 L at Marquette 32-39

Varsity Award Winners: Arthur Cosgrove, Willard Fawcett, William Geyer, William Merrill, George Perry, Laural Poland, Jerome Steiner, Don Wagener.

1938-39
Record: 14-6

Coach: Paul D. Hinkle
Captain: George Perry
 W VALPARAISO 44-26
 W IOWA 31-29
 W WISCONSIN 24-21
 L INDIANA 29-46
 L MICHIGAN 31-40
 L at Marquette 36-43
 L at Notre Dame 35-37
 W DePAUW 54-27
 W at Franklin 46-41
 W MICHIGAN STATE 34-33
 L at Detroit 24-33
 L at Michigan State 29-39
 W at DePaul 39-29
 W FRANKLIN 31-24
 W at Wabash 27-25
 W INDIANA CENTRAL 37-33
 W ST. JOSEPH'S 41-29
 W at DePauw 46-39
 W WABASH 42-16
 W NOTRE DAME 35-27
Varsity Award Winners: Robert Dietz, William Geyer, Byron Gunn, William Hamilton, Chester Jagggers, Loren Joseph, George Knobel, Lyle Neat, George Perry,



BUTLER RECORDS

ALL-TIME results

Laural Poland, Charles Richardson, Jerome Steiner, Melvin Vandermeer, Lowell Green (Mgr.).

1939-40

Record: 17-6

Coach: Paul D. Hinkle
Captain: Jerome Steiner

W BALL STATE	29-23
W PITTSBURGH	47-36
W IOWA	35-32
L INDIANA	33-40
W SOUTHERN METHODIST	42-37
L ILLINOIS	18-37
L Long Island#	44-46
W at La Salle	46-37
W FRANKLIN	49-35
W at DePauw	47-21
L at Notre Dame	39-55
W DETROIT	41-34
W WABASH	47-26
W at Loyola	43-39
W at Franklin	61-43
L OHIO STATE	45-51
W at Wisconsin	50-46
L NORTHWESTERN	30-32
W CCONY	38-36
W MARQUETTE	43-32
W at Wabash	31-27
W DePAUW	56-25
W NOTRE DAME	39-38

Varsity Award Winners: Charles Atkinson, Harold Braden, Jack Clayton, Lester Combs, Robert Dietz, Byron Gunn, William Hamilton, Loren Joseph, George Knobel, James McCray, Lyle Neat, Wilbur Schumacher, Jerome Steiner, Melvin Vandermeer, Wilbur Whitinghill, Phillip Albertson (Mgr.).
#Madison Square Garden, New York, NY

1940-41

Record: 13-9

Coach: Paul D. Hinkle
Captain: Robert Dietz

L INDIANA	36-39
W at Ohio State	51-49
W NORTHWESTERN	32-31
L MICHIGAN	25-32
L PITTSBURGH	40-41
L at DePaul	32-53
W XAVIER	57-33
L at Notre Dame	35-45
W DePAUW	38-34
W FRANKLIN	45-32
W at Ball State	38-36
L Long Island%	35-46
L at St. Joseph's (Pa.)	43-47
W OHIO STATE	52-30
W at Wabash	41-36
L at Marquette	37-41
L at Wisconsin	55-59
W MARQUETTE	40-38
W at DePauw	33-28
W WABASH	34-30
W NOTRE DAME	54-40
W at Franklin	38-34

Varsity Award Winners: Jack Clayton, Lester Combs, James Deputy, Robert Dietz, Bill Hamilton, Fred Hunckler, Jim McCray, Lyle Neat, Elwood Norris, Wilbur Schumacher.
%Madison Square Garden, New York, NY

1941-42

Record: 13-9

Coach: Paul D. Hinkle
Captain: Wilbur Schumacher

W FRANKLIN	50-40
L at Northwestern	40-46
L at Illinois	50-52

W IOWA	41-35
W PITTSBURGH	39-29
L PURDUE	34-50
W MICHIGAN	45-37
W OREGON STATE	35-29
L GREAT LAKES NAVAL	40-51
W WABASH	34-29
L at Marquette	29-39
W at DePauw	41-34
W NOTRE DAME	49-43
W BALL STATE	38-36
L at Michigan State	39-40
W CHANUTE FIELD	37-32
W Franklin	43-31
W MICHIGAN STATE	38-36
L MARQUETTE	30-40
L at Wabash	35-42
W DePAUW	32-28
L at Notre Dame	54-57

Varsity Award Winners: James Baumgartner, Carl Braden, James Deputy, Bill Hardy, Fred Hunckler, Glenn Miller, Harold Miller, Wilbur Schumacher, Herb Schwomeyer, Ernie Tidrow, Paul Weaver.

1942-43

Record: 4-9

Coach: Frank Hedden
Captain: Fred Hunckler

W FRANKLIN	42-35
L GREAT LAKES NAVAL	34-59
L INDIANA	27-42
L Notre Dame	34-45
L DePAUW	30-43
L WABASH	31-36
L Purdue	35-44
L Wabash	34-61
L Ball State	43-45
W Franklin	34-24
W Camp Atterbury	34-33
W DePauw	33-30
L Notre Dame	32-64

Varsity Award Winners: Carl Braden, Robert Fletcher, Fred Hunckler, Lothair Manifold, Cliff Maschmeyer, Glenn Miller, Harold Miller, George Mingle, Bob Rehl, Ernie Tidrow, Paul Weaver.
(Home games played at Tech H.S.)

1943-44

No Basketball

1944-45

Record: 14-6

Coach: Frank Hedden

W FRANKLIN	45-28
L STOUT FIELD	35-39
W Fort Harrison	37-29
W BALL STATE	45-41
L Fort Harrison	42-47
L Camp Atterbury	35-36
W Camp Breckenridge	52-31
W Camp Breckenridge	40-28
W Freeman Field	49-36
W Manchester	48-35
W Wabash	45-37
W Franklin	42-31
W Wabash	41-38
W EARLHAM	48-45
L Stout Field	42-46
W MANCHESTER	63-44
W CAMP ATTERBURY	43-37
L Camp Breckenridge	34-38
L Earlham	39-42
L Ball State	36-64

Varsity Award Winners: Eugene Bland, Ray Bottema, Leroy Compton, Gerald DeWitt, Patrick Hogan, Lee Hummell, Robert King, Patrick Robbins, Ray Rodebeck, Herod Toon, Robert Windhurst.

1945-46

Record: 12-8

Coach: Paul D. Hinkle
Captain: Arthur Cook

W MANCHESTER	48-43
W WABASH	45-35
L at Illinois Wesleyan	45-52
W BALL STATE	47-40
W at Miami (Ohio)	47-40
W DePAUW	48-44
L LOUISVILLE	41-51
W MIAMI (OHIO)	37-35
L INDIANA	47-58
W at Earlham	42-40
W ILLINOIS WESLEYAN	73-50
W at Wabash	38-36
L at DePauw	45-49
L VALPARAISO	50-55
W at Franklin	38-35
W EARLHAM	62-53
L at Ball State	35-60
L at Louisville	33-79
L at Valparaiso	49-85
W FRANKLIN	61-48

Varsity Award Winners: Art Cook, Jerry Cranny, Marion Fine, Norman Hartman, John Humbert, Herod Toon.

1946-50 - Mid-American Conference

1946-47

Record: 16-7

Coach: Paul D. Hinkle
Captain: Herod Toon

L WISCONSIN	52-60
W PITTSBURGH	41-39
W CINCINNATI*	58-53
W CANTERBURY	59-54
L at Northwestern	40-44
W INDIANA	52-41
W WESTERN RESERVE*	77-60
L at Notre Dame	40-86
W DePAUW	65-61
W at Western Reserve*	56-53
W VALPARAISO	55-43
W OHIO STATE	54-50
W WAYNE STATE (MICH.)*	79-26
W OHIO*	80-70
L NOTRE DAME	60-73
W at Wabash	53-40
W at Valparaiso	68-44
W WABASH	63-49
L at DePauw	39-49
W PURDUE	OT 56-48
W at Wayne State (Mich.)*	57-49
L at Ohio*	53-62
L at Cincinnati*	51-61

MVP: Charles Maas
Varsity Award Winners: John Barrowcliff, Jerry Cranny, James Doyle, Robert Evans, William Larsen, Charles Maas, Ralph O'Brien, William Shepherd, Herod Toon, Lloyd Olcott (Mgr.).
*MAC Game.

1947-48

Record: 14-7

Coach: Paul D. Hinkle
Captain: Herod Toon

L at Northwestern	51-52
L at Wisconsin	53-61
W ST. JOSEPH'S	67-49
W CANTERBURY	52-30
W PURDUE#	52-50
W INDIANA#	64-51
L at Notre Dame	47-71
W WABASH	62-38
W at DePauw	67-42
W VALPARAISO	61-45

W at Ohio State	57-47
L at Cincinnati*	53-72
W OHIO*	59-35
L NOTRE DAME	52-53
W at Ohio*	47-42
W WESTERN RESERVE*	70-40
L at Wabash	31-46
L CINCINNATI*	56-58
W at Valparaiso	61-57
W DePAUW	49-43
W at Western Reserve*	61-50

MVP: James Doyle
Varsity Award Winners: John Barrowcliff, Marvin Cave, Jerry Cranny, James Doyle, Robert Evans, Charlie Maas, Ralph O'Brien, William Shepherd, Herod Toon, Marvin Wood, Charles Chambers (Mgr.).
#Hoosier Classic.
*MAC Game.

1948-49

Record: 18-5

Coach: Paul D. Hinkle
Captain: Charlie Maas

L at Illinois	62-67
L at Ohio State	48-60
W INDIANA STATE	52-49
W WABASH	59-35
W Long Island%	63-54
W INDIANA#	64-55
W PURDUE#	47-43
W INDIANA CENTRAL	42-39
W DePAUW	63-36
W at Miami (Ohio)*	59-38
W CINCINNATI*	74-52
L at Notre Dame	58-60
W at Ohio*	54-53
W MIAMI (OHIO)*	53-48
W NOTRE DAME	68-54
W OHIO*	72-41
W at Wabash	51-42
W WESTERN MICHIGAN*	88-52
W at DePauw	56-49
W WESTERN RESERVE*	79-42
L at Cincinnati*	44-49
W at Western Michigan*	70-58
L at Western Reserve*	61-66

MVP: Ralph "Buckshot" O'Brien
Varsity Award Winners: Dee Baker, John Barrowcliff, Ralph Chapman, James Doyle, Robert Evans, Walter Fields, Charles Maas, Robert Mehl, Ralph O'Brien, William Shepherd, Marvin Wood, Tom McClain (Mgr.).
%Madison Square Garden, New York, NY
#Hoosier Classic.
*MAC Game.

1949-50

Record: 12-12

Coach: Paul D. Hinkle
Captain: Ralph Chapman

L ILLINOIS	55-60
L OHIO STATE	65-67
L at Michigan	48-73
W WABASH	55-49
W EVANSVILLE	53-48
W PURDUE#	57-52
L INDIANA#	57-68
L at Notre Dame	33-54
W DePAUW	50-49
L at Miami (Ohio)*	48-50
W WESTERN RESERVE*	70-56
L at Indiana	49-57
L CINCINNATI*	56-64
W NOTRE DAME	63-57
W at Wabash	51-42
W OHIO*	70-49
W at Western Reserve*	76-46
L at DePauw	62-64



ALL-TIME results

W WESTERN MICHIGAN* 68-49
 L at Cincinnati* 53-55
 W MIAMI (OHIO)* 48-46
 L at Western Michigan* 57-70
 W at Ohio* 64-56
 L at Ohio State 65-66
MVP: Ralph "Buckshot" O'Brien
Varsity Award Winners: Dee Baker, Orvis Burdsall, Ralph Chapman, Reggie Crockett, James Doyle, John Hall, Ralph O'Brien, Waller O'Brien, Gene Stohler, Marvin Wood, Tom McClain (Mgr.).
 *MAC Game.
 #Hoosier Classic.

1950-79 - Indiana Collegiate Conference

1950-51
Record: 5-19
Coach: Paul D. Hinkle
Captain: Orvis Burdsall
 L at Ohio State 50-72
 L NORTHWESTERN 60-70
 W IOWA 54-51
 L at Wabash 49-54
 L MICHIGAN 37-58
 L INDIANA# 46-61
 L PURDUE# 59-65
 L at Evansville* 61-82
 L at Illinois 52-88
 L EVANSVILLE* 37-52
 L at Notre Dame 48-55
 W BALL STATE* 59-54
 W at St. Joseph's* 63-48
 W WABASH 58-57
 L INDIANA STATE* 52-56
 L VALPARAISO* 60-64
 L NOTRE DAME 65-75
 L at Wisconsin 35-60
 L at Valparaiso* 76-80
 L at Indiana State* 46-65
 L at DePauw* 53-61
 W ST. JOSEPH'S* 63-55
 L at Ball State* 46-65
 L DePAUW* 36-46
MVP: Orvis Burdsall
All-Conference Players: Orvis Burdsall
Varsity Award Winners: Paul Bevelhimer, Orvis Burdsall, Art Fougrousse, John Hall, Bob Jackson, Jim Rosenstihl, Flavian Weidekamp, Bob Lincks (Mgr.).
 #Hoosier Classic.
 *ICC Game.

1951-52
Record: 12-12
Coach: Paul D. Hinkle
Captain: Orvis Burdsall
 L at Northwestern 57-93
 L ILLINOIS 57-68
 L at Ohio State 74-75
 W at Michigan 63-53
 L WABASH 58-60
 L PURDUE# 51-55
 L INDIANA# 71-87
 W at Evansville* 73-58
 W DePAUW* 68-61
 L at Notre Dame 49-55
 L INDIANA STATE* OT 52-54
 W at Wabash 77-66
 W at Valparaiso* 51-49
 W EVANSVILLE* 71-65
 L at Iowa 57-58
 L WISCONSIN 60-62
 W BALL STATE* 61-57
 L NOTRE DAME 48-52
 W at Indiana State* 51-49
 W ST. JOSEPH'S* 89-48

W at DePauw* 70-55
 L VALPARAISO* 55-75
 W at St. Joseph's* 60-54
 W at Ball State* 59-46
MVP: Orvis Burdsall
All-Conference Players: Jim Crosley, Orvis Burdsall
Varsity Award Winners: Orvis Burdsall, Dick Cranny, Jim Crosley, Charles Englerth, Keith Greve, Don Holloway, Mike Radkovic, Ray Stewart, George Theofanis, Bob Lincks (Mgr.).
 #Hoosier Classic.
 *ICC Game.

1952-53
Record: 14-9
Coach: Paul D. Hinkle
Captain: Mike Radkovic
 L at Iowa 52-62
 W PURDUE 67-61
 W OHIO STATE 63-60
 L at Illinois 58-75
 L at Northwestern 72-90
 L NOTRE DAME 49-63
 W at Michigan 67-63
 W at Evansville* 74-61
 W DePAUW* 93-68
 W at Wabash 65-53
 W INDIANA STATE* 78-64
 L at St. Joseph's* 57-72
 W at Valparaiso* 80-74
 W WABASH 77-58
 W EVANSVILLE* 74-70
 L at Indiana 70-105
 L at Notre Dame 58-80
 W BALL STATE* 82-52
 L at Indiana State* 51-56
 W ST. JOSEPH'S* 85-64
 W at DePauw* 75-67
 W VALPARAISO* 75-53
 L at Ball State* 54-77
MVP: Keith Greve
All-Conference Players: Keith Greve
Varsity Award Winners: Jim Crosley, Norm Ellenberger, Keith Greve, Don Holloway, Jack MacKenzie, Harry Porter, Mike Radkovic, Robert Reed, Ray Stewart, Robert Kaiser (Mgr.).
 *ICC Game.

1953-54
Record: 13-12
Coach: Paul D. Hinkle
Captain: Jim Crosley
 L at Wisconsin 54-70
 L OHIO STATE 78-93
 L at Illinois 48-80
 L #1 INDIANA 57-76
 W at Purdue 67-65
 W MICHIGAN 81-77
 W WABASH 71-63
 L at Northwestern 57-70
 L RIO GRANDE 68-81
 W at Wabash 77-75
 W DePAUW* 74-64
 L EVANSVILLE* 53-64
 L at Indiana State* 49-60
 W NORTHWESTERN 78-60
 W at Valparaiso* 87-67
 W ST. JOSEPH'S* 85-59
 L at Notre Dame 58-95
 L at St. Joseph's* 67-84
 W BALL STATE* 75-73
 W at Evansville* 79-67
 W INDIANA STATE* 85-70
 L at DePauw* 73-84
 L NOTRE DAME 56-81
 W VALPARAISO* 65-63

W at Ball State* 78-75
MVP: Jim Crosley
All-Conference Players: Jim Crosley, Keith Greve
Varsity Award Winners: Jim Crosley, Norm Ellenberger, Jack Frayman, Keith Greve, Jim Howell, Lodie Labda, Jack MacKenzie, John Mustain, Harry Porter, Bob Reed, Dave Scheetz.
 *ICC Game.

1954-55
Record: 10-14
Coach: Paul D. Hinkle
Captain: Don Holloway
 L at Illinois 34-88
 L at Ohio State 80-98
 W WABASH 79-67
 L at Michigan 56-71
 L PURDUE 54-82
 W NORTHWESTERN 83-62
 L at Northwestern 74-81
 L at Notre Dame 58-83
 W DePAUW* 76-52
 L at Wabash 62-83
 W at Indiana State* 72-59
 W EVANSVILLE* 75-73
 L WISCONSIN 53-57
 L at St. Joseph's* 49-72
 L at Valparaiso* 57-67
 L at Indiana 56-87
 L at Evansville* 75-83
 W BALL STATE* 75-73
 W ST. JOSEPH'S* 80-72
 W INDIANA STATE* 79-60
 L NOTRE DAME 71-81
 W at DePauw* 68-47
 W VALPARAISO* 80-67
 L at Ball State* 65-83
MVP: Don Holloway
Varsity Award Winners: Wally Cox, Joe Ditmire, Henry Foster, Jack Frayman, Ted Guzek, Don Holloway, Beryl Kouns, Mark Peterman, Bobby Plump, Dave Scheetz.
 *ICC Game.

1955-56
Record: 14-9
Coach: Paul D. Hinkle
Captain: Dave Scheetz
 W at Wisconsin 67-63
 L OHIO STATE 51-73
 L at Illinois 75-107
 W WABASH 86-63
 W MICHIGAN 63-57
 L at Purdue 59-67
 L INDIANA 70-94
 W PRINCETON 89-70
 L at Notre Dame 69-83
 W DePAUW* 72-68
 L at St. Joseph's* 75-77
 L EVANSVILLE* OT 77-82
 W at Indiana State* 66-64
 W BALL STATE* 69-59
 L at Evansville* 77-93
 W VALPARAISO* 89-66
 L at Valparaiso* 40-63
 W NOTRE DAME 81-74
 W at Wabash 84-70
 W INDIANA STATE* 87-73
 W DePAUW* 77-69
 W ST. JOSEPH'S* 74-58
 W at Ball State* 84-74
MVP: Dave Scheetz
All-Conference Players: Ted Guzek
Varsity Award Winners: Wally Cox, Joe Ditmire, Henry Foster, Ted Guzek, Sheddrick Mitchell, Mark Peterman, Bobby Plump, Leon Radenbacher, Dave Scheetz, John

Wells (Mgr.).
 *ICC Game.
1956-57
Record: 11-14
Coach: Paul D. Hinkle (8 games), Bob Dietz (last 17 games)
Captain: Mark Peterman
 L at Ohio State 82-98
 W WISCONSIN 54-50
 L at Illinois 81-98
 W WABASH 80-53
 L at Indiana 68-73
 L at Michigan 77-84
 W MICHIGAN STATE OT 83-79
 L PURDUE 79-83
 L UCLA 71-82
 W DENVER 72-69
 W at Notre Dame 86-84
 L at St. Joseph's* 67-83
 W EVANSVILLE* 89-87
 W at DePauw* 70-64
 W INDIANA STATE* 92-74
 L at Evansville* 72-81
 L ST. JOSEPH'S* 67-68
 L at Valparaiso* 67-78
 W BALL STATE* 79-68
 L at Wabash 67-77
 L NOTRE DAME 65-70
 W VALPARAISO* 61-50
 L at Indiana State* 55-67
 W DePAUW* 77-68
 L at Ball State* 67-78
MVP: Bobby Plump
All-Conference Players: Ted Guzek, Bobby Plump
Varsity Award Winners: Wally Cox, Vic Edwards, Henry Foster, Ted Guzek, Phil Jung, Sheddrick Mitchell, Mark Peterman, Bobby Plump, Ray Riley, George Theofanis.
 *ICC Game.

1957-58
Record: 16-10
NIT First Round
Coach: Paul D. Hinkle
Captain: Keith Greve
 L at Michigan State 55-74
 W FORT KNOX 90-64
 W at Ohio State OT 77-73
 L at Illinois 75-91
 W WABASH 73-63
 L at Wisconsin 58-59
 W MICHIGAN 85-65
 W INDIANA# 84-78
 L PURDUE# 78-83
 L FRESNO STATE 75-85
 L at Notre Dame 72-83
 L at St. Joseph's* 62-64
 W EVANSVILLE* 101-76
 W at DePauw* 70-64
 W INDIANA STATE* 91-71
 L at Evansville* OT 85-89
 W ST. JOSEPH'S* 89-81
 W VALPARAISO* 83-63
 W BALL STATE* 91-79
 W at Wabash 79-68
 L NOTRE DAME 81-90
 W at Valparaiso* 81-73
 W at Indiana State* 2OT 93-87
 W DePAUW* 76-60
 W at Ball State* OT 82-76
 L St. John's (N.Y.)% 69-76
MVP: Bobby Plump
All-Conference Players: Keith Greve, Bobby Plump
Varsity Award Winners: Wally Cox, Ray Craft, Keith Greve, Ted Guzek, Mike Leffler, William Miller, Ken Pennington, Bob Plump, William Scott.



BUTLER RECORDS

ALL-TIME results

#Hoosier Classic.
%NIT, New York, N.Y.
*ICC Game.

1958-59 Record: 19-9 NIT Second Round

Coach: Paul D. Hinkle
Captain: Ken Pennington, Bill Scott

L at Illinois	79-103
L WABASH	55-56
L at #15 Michigan State	46-72
L at Michigan	70-86
L OHIO STATE	69-81
W DARTMOUTH	OT 79-74
W #5 TENNESSEE	81-66
L PURDUE#	65-78
W INDIANA#	81-76
W WISCONSIN	69-55
W NAVY	59-58
W at Notre Dame	62-60
W EVANSVILLE*	78-75
W at DePauw*	73-61
W INDIANA STATE*	56-54
L at Evansville*	OT 78-85
W ST. JOSEPH'S*	86-76
W at Wabash	79-68
W at Valparaiso*	65-64
W BALL STATE*	77-67
W at St. Joseph's*	88-75
W VALPARAISO*	80-68
W NOTRE DAME	3OT 92-89
L at Indiana State*	2OT 87-88
W DePAUW*	76-68
W at Ball State*	85-73
W Fordham%	94-80
L Bradley%	77-83

MVP: Bill Scott
All-Conference Players: Ken Pennington, Bill Scott
Varsity Award Winners: Jim Barrick, Orville Bose, Earl Engle, Dick Haffner, John Jones, Mike Leffler, Bill Miller, John Moses, Ken Pennington, Larry Ramey, Bill Scott.
#Hoosier Classic.
%NIT, New York, N.Y.
*ICC Game.

1959-60 Record: 15-11

Coach: Paul D. Hinkle
Captain: Ken Pennington

W at Wisconsin	88-82
L at Illinois	75-83
W WABASH	62-55
L at Ohio State	66-99
W MICHIGAN	85-63
L OHIO STATE	68-96
W UCLA	79-73
L INDIANA#	85-91
W PURDUE#	73-69
L MICHIGAN STATE	80-85
L at Bradley	66-86
L at Notre Dame	51-76
L EVANSVILLE*	50-71
W at DePauw*	79-67
W INDIANA STATE*	82-52
W at St. Joseph's*	105-97
W ST. JOSEPH'S*	92-60
L at Wabash	50T 108-110
W VALPARAISO*	74-60
W BALL STATE*	73-56
L at Evansville*	69-86
W at Valparaiso*	89-72
L NOTRE DAME	62-79
W at Indiana State*	84-66
W DePAUW*	69-66
W at Ball State*	100-72

MVP: Ken Pennington
All-Conference Players: Orville Bose,

Ken Pennington
Varsity Award Winners: Jim Barrick, Orville Bose, Dick Buck, Ken Freeman, Dick Haffner, Dick Haslam, Ken Pennington, Jerry Petty, Larry Ramey.
*ICC Game.
#Hoosier Classic.

1960-61 Record: 15-11

Coach: Paul D. Hinkle

W WISCONSIN	73-58
L Michigan State	OT 71-77
L at Illinois	52-84
W at Michigan	68-56
L #2 BRADLEY	65-71
L at Southern California#	56-66
L at UCLA*	61-73
L WABASH	61-68
W ILLINOIS%	70-68
W PURDUE%	65-63
W YALE	71-64
L at Notre Dame	56-72
W EVANSVILLE*	93-82
W at DePauw*	77-72
W INDIANA STATE*	93-67
W at St. Joseph's*	73-63
W ST. JOSEPH'S*	107-64
L NOTRE DAME	69-74
W at Valparaiso*	90-81
W BALL STATE*	82-73
L at Wabash	61-74
L at Evansville*	74-92
W VALPARAISO*	95-74
L at Indiana State*	71-74
W DePAUW*	83-65
W at Ball State*	73-59

MVP: Gerry Williams
All-Conference Players: Tom Bowman, Gerry Williams
Varsity Award Winners: Jess Blackwell, Tom Bowman, Leo Blackwell, Dick Haslam, Larry Ramey, John Weber, Gerry Williams, Don Wilson, Robert Angell (Mgr.).
#L.A. Sports Center.
*ICC Game.
%Hoosier Classic.

1961-62 Record: 22-6

First NCAA Tournament Appearance
Coach: Paul D. Hinkle
Captain: Dick Haslam

L at Illinois	72-82
W NEW MEXICO STATE	77-56
W MICHIGAN	69-61
W at Bradley	80-77
L at Purdue	57-65
L at DePauw*	69-85
L MICHIGAN STATE	72-77
W ILLINOIS WESLEYAN	73-65
W TOLEDO	74-61
W PRINCETON	63-58
W EVANSVILLE*	75-66
W at Notre Dame	83-67
W WABASH	68-49
W INDIANA STATE*	78-75
W at St. Joseph's*	75-65
W ST. JOSEPH'S*	89-55
W VALPARAISO*	92-70
W BALL STATE*	61-58
W at Wabash	90-67
W at Evansville*	92-87
L at Valparaiso*	52-60
W NOTRE DAME	86-77
W at Indiana State*	63-61
W DePAUW*	80-72
W at Ball State*	OT 87-86
W #8 Bowling Green State#	56-55
L #3 Kentucky##	60-81

W Western Kentucky## OT 87-86
MVP: Tom Bowman
All-Conference Players: Jeff Blue, Tom Bowman, Gerry Williams
Varsity Award Winners: Jeff Blue, Bob Bottorff, Tom Bowman, Leo Braun, Erv Bultman, Earl Engle, Ken Freeman, Dick Haslam, Larry Johnson, Dan Kaufman, Gordon Pope, Larry Shook, John Weber, Gerry Williams, Don Wilson, Leroy Blocher (Mgr.).
*ICC Game.
#NCAA Tournament, Lexington, Ky.
##NCAA Tournament, Iowa City, Ia.

1962-63 Record: 16-10

Coach: Paul D. Hinkle

L at #8 Illinois	49-66
L at Toledo	57-73
L UTAH STATE	74-80
W at Michigan	70-69
L BRADLEY	81-87
L at Purdue	78-93
L UCLA	68-81
W NOTRE DAME	66-59
L OHIO STATE	62-66
W DARTMOUTH	89-55
W at St. Joseph's*	70-61
W VALPARAISO*	82-58
L at Indiana State*	56-76
W WABASH	75-54
L at Notre Dame	54-80
W BALL STATE*	77-60
W at DePauw*	70-59
W SOUTHERN ILLINOIS	70-58
W INDIANA STATE*	69-65
L at Evansville*	60-78
W at Ball State*	74-66
W ST. JOSEPH'S*	78-56
W at Valparaiso*	75-58
W at Wabash	92-60
W EVANSVILLE*	79-74
W DePAUW*	79-71

MVP: Jeff Blue
All-Conference Players: Jeff Blue
Varsity Award Winners: Jeff Blue, Tom Bowman, Gregg Ferrin, Ron Iwema, Jack Krebs, Gordon Pope, Dave Sanders, Larry Shook, Gerry Williams, Gary Butcher (Mgr.), Leroy Blocher (Mgr.).
*ICC Game.

1963-64 Record: 13-13

Coach: Paul D. Hinkle
Captain:

L ILLINOIS	52-59
L at Ohio State	68-74
L at Southern California#	62-74
L at UCLA#	65-80
L MICHIGAN	70-80
W PURDUE	65-59
L at Illinois	53-74
W TOLEDO	82-61
L MICHIGAN STATE	65-76
W at St. Joseph's*	67-62
W VALPARAISO*	95-84
W at Indiana State*	69-61
W WABASH	80-52
W BALL STATE*	79-74
W at DePauw*	89-64
L at Bradley	68-77
W INDIANA STATE*	80-61
L NOTRE DAME	64-72
L at Evansville*	73-83
L at Ball State*	73-90
W at Wabash	76-67
W ST. JOSEPH'S*	78-62
W at Valparaiso*	83-76
L at Notre Dame	73-90

L EVANSVILLE* 62-70
W DePAUW* 73-71
MVP: Jeff Blue
All-Conference: Jeff Blue
Varsity Award Winners: Jeff Blue, Mike Blue, Mike Chapman, Gregg Ferrin, Don Fledderjohn, Dick Green, Ron Iwema, Tom Jones, Dave Sanders, Larry Shade, Gary Butcher (Mgr.).
*ICC Game.
#L. A. Sports Center.

1964-65 Record: 11-15

Coach: Paul D. Hinkle
Captain:

W WABASH	93-80
L at Utah State	84-88
L at Utah	66-95
L at Ohio State	66-67
L PURDUE	64-80
W MICHIGAN STATE	90-89
W TULANE	84-67
L at #1 Michigan	81-99
L at Toledo	62-84
W AKRON	79-58
L DePAUW*	88-90
L EVANSVILLE*	71-79
W ST. JOSEPH'S*	79-72
W at Wabash	90-70
L at Ball State*	72-85
L at Notre Dame	57-94
W BRADLEY	80-74
L INDIANA STATE*	74-81
W at St. Joseph's*	99-84
L at Valparaiso*	74-80
L NOTRE DAME	72-94
W VALPARAISO*	85-69
L at Evansville*	73-84
L at Indiana State*	85-87
W BALL STATE*	102-97
W at DePauw*	115-97

MVP: David Sanders
All-Conference: David Sanders
Varsity Award Winners: Mike Chapman, Ron Iwema, Tom Jones, Dave Sanders, Larry Shade, Lon Showley, Gary Butcher (Mgr.).
*ICC Game.

1965-66 Record: 16-10

Coach: Paul D. Hinkle
Captain: Larry Shade

L at Illinois	74-88
W SOUTHERN CALIFORNIA	77-75
L OHIO STATE	74-75
L at Michigan State	56-75
L at Purdue	77-84
L at Bradley	70-73
W INDIANA STATE***	76-70
W #3 MICHIGAN	79-64
W OKLAHOMA	65-63
W TOLEDO	89-79
W YALE	75-67
W ST. JOSEPH'S*	86-65
L at Evansville*	68-104
W WABASH	101-73
L at Valparaiso*	83-89
W at Ball State*	75-71
W DePAUW*	107-63
W NOTRE DAME	90-67
L at Indiana State*	90-108
W EVANSVILLE*	110-83
L at Notre Dame	61-84
W VALPARAISO*	93-91
W at Wabash	96-71
L BALL STATE*	65-75
W at St. Joseph's*	99-84
W at DePauw*	83-69



ALL-TIME results

MVP: Larry Shade
All-Conference Players: Ed Schilling
Varsity Award Winners: Bill Brown, Gene Milner, Jim Petty, Ron Salatch, Ed Schilling, Larry Shade, Lon Showley, Ed Clark (Mgr.).
 *ICC Game.
 ***Coach Hinkle's 500th career win.

1966-67
Record: 9-17

Coach: Paul D. Hinkle
Captain: Ed Schilling
 L at Ohio State 67-74
 L at Illinois 51-82
 W WIS.-MILWAUKEE 97-86
 L PURDUE 98-99
 L at Michigan 80-91
 L WESTERN KENTUCKY 68-81
 W NORTHERN ILLINOIS 81-70
 W BRADLEY 78-74
 L at Toledo 76-86
 L CORNELL 64-69
 W BALL STATE* 95-93
 L at Valparaiso* 73-102
 W at Wabash 89-71
 W at St. Joseph's* 63-59
 L EVANSVILLE* 71-75
 L at Indiana State* 75-83
 W ST. JOSEPH'S* 84-71
 L NOTRE DAME 80-101
 L at DePauw* 76-80
 L WABASH 71-81
 W VALPARAISO* 82-72
 L at Ball State* 71-72
 L at Notre Dame 48-57
 W at Evansville* 68-65
 L DePAUW* 61-62
 L INDIANA STATE* 85-88

MVP: Doug Wininger
Varsity Award Winners: Bill Brown, Gary Cox, Bruce Hazelett, Jim Hohlt, Garry Hoyt, Bill Mauck, Gene Milner, John Nell, Ron Salatch, Ed Schilling, Mickey Scott, Doug Wininger, Ed Clark (Mgr.).
 *ICC Game.

1967-68
Record: 11-14

Coach: Paul D. Hinkle
Captain: Doug Wininger
 L at Illinois 57-75
 L at Northwestern 69-87
 L at Oklahoma 75-79
 L at Western Kentucky 58-76
 W MICHIGAN STATE 65-55
 W TOLEDO 73-70
 W PURDUE 76-59
 L OHIO STATE 69-71
 L at Michigan 76-93
 L MURRAY STATE 74-86
 L at Ball State* 65-78
 W VALPARAISO* 77-63
 L at St. Joseph's* 70-87
 L at Evansville* 64-92
 W INDIANA STATE* 86-85
 L at Notre Dame 77-82
 W ST. JOSEPH'S* 101-61
 W at Wabash 62-60
 L DePAUW* 66-68
 W WABASH 74-73
 W at Valparaiso* 79-76
 W BALL STATE* 89-81
 W EVANSVILLE* 89-82
 L at DePauw* 68-81
 L at Indiana State* 55-83

MVP: Doug Wininger
All-Conference: Doug Wininger
Varsity Award Winners: Gary Cox, Clarence Harper, Garry Hoyt, William Mauck, John Nell, Steve Norris, Robert Schroeder, Doug Wininger, Jack Kokinda

(Mgr.).
 *ICC Game.

1968-69
Record: 11-15

Coach: Paul D. Hinkle
 L at Illinois 66-105
 L NORTHWESTERN 69-73
 L at Purdue 55-93
 L at Michigan State 50-70
 W WESTERN KENTUCKY 67-65
 L WEBER STATE 71-91
 L at Ohio State 71-74
 L MICHIGAN 79-101
 W NEW MEXICO OT 81-80
 L at Ball State 64-75
 W INDIANA STATE 74-72
 L at Notre Dame 73-76
 L at Valparaiso* 68-75
 W at Evansville* 88-85
 W DePAUW* 86-73
 L at St. Joseph's* 69-70
 W WABASH 82-71
 W BALL STATE 95-75
 W at Indiana State 90-80
 W at Wabash 74-59
 W VALPARAISO* 80-78
 L EVANSVILLE* 83-96
 L NOTRE DAME 90-94
 L at DePauw* OT 87-94
 W ST. JOSEPH'S* OT 87-81
 L at Toledo 68-96

MVP: Steve Norris
All-Conference Players: Garry Hoyt, Steve Norris
Varsity Award Winners: Dave Bennett, Steve Hardin, Clarence Harper, Garry Hoyt, Scott Neat, Steve Norris, Bob Schroeder, John Seal, Jon Spadorcia.
 *ICC Game.

1969-70
Record: 15-11

Coach: Paul D. Hinkle
Captain: Steve Norris
 L at Illinois 67-83
 L OHIO STATE 89-112
 L at Purdue 64-100
 L at Western Kentucky 61-96
 W IDAHO STATE 85-69
 W MICHIGAN STATE 81-60
 L TOLEDO 73-74
 W MURRAY STATE 72-69
 W PEPPERDINE 92-85
 L at Michigan 65-105
 W BALL STATE 88-82
 L at Indiana State OT 100-104
 W VALPARAISO* 95-80
 W WABASH 88-71
 W EVANSVILLE* 94-88
 L at DePauw* 89-90
 W ST. JOSEPH'S* 103-90
 W ORAL ROBERTS 108-96
 W at Ball State 102-95
 L INDIANA STATE OT 91-93
 W at Wabash 106-91
 W at Valparaiso* 99-87
 W at Evansville* 99-87
 W DePAUW* 111-86
 L at St. Joseph's* 77-79
 L NOTRE DAME 114-121

MVP: Steve Norris
All-Conference Players: Steve Norris, Bill Shepherd
Varsity Award Winners: Dave Bennett, Doug Ferguson, Floyd Garrott, John Marsh, Steve Norris, Joe Pearson, Larry Radecki, Bob Schroeder, John Seal, Bill Shepherd, Phil Fortmeyer (Mgr.).
 *ICC Game.



George Theofanis
1970-77

1970-71
Record: 10-16

Coach: George Theofanis
Captain: Dave Bennett
 L at Illinois 102-113
 W VA. COMMONWEALTH 99-97
 L at New Mexico 86-94
 L at Arizona 92-108
 L at Northwestern 79-98
 W EARLHAM 95-87
 L at Michigan State 75-99
 L WESTERN KENTUCKY 90-100
 L at Ohio State 77-96
 L at Indiana 94-111
 W YALE 96-77
 W at Ball State 104-96
 L at Evansville* 73-91
 W DePAUW* 98-82
 L at Indiana State 90-98
 L TOLEDO 67-77
 L at St. Joseph's* 85-88
 W VALPARAISO* 91-86
 W BALL STATE 91-85
 L at Notre Dame 81-93
 W at DePauw* 88-75
 L EVANSVILLE* 90-102
 W WABASH 98-80
 W ST. JOSEPH'S* 92-78
 L at Valparaiso* 82-95
 L INDIANA STATE 85-89

MVP: Oscar Evans, Bill Shepherd
All-Conference Players: Dave Bennett, Oscar Evans, Bill Shepherd
Varsity Award Winners: Dave Bennett, Clarence Crain, Kent Ehret, Oscar Evans, Floyd Garrott, Dave Hohlt, Jim Hurt, Bill Shepherd, Mike Watson.
 *ICC Game.

1971-72
Record: 6-20

Coach: George Theofanis
Captain: Oscar Evans, Bill Shepherd
 L at Illinois 71-73
 L DRAKE 77-87
 L INDIANA CENTRAL 95-105
 L at Minnesota 56-77
 W at Wabash 77-65
 L at Western Kentucky 69-91
 L #10 OHIO STATE 70-82
 L MICHIGAN STATE 71-77
 L INDIANA 74-85
 W CINCINNATI 79-75
 L at Ball State 85-92
 L at Evansville* 92-105
 W DePAUW* 78-75
 L TEXAS OT 82-87
 L at Toledo 55-78

L INDIANA STATE 66-81
 L ORAL ROBERTS 107-118
 L at St. Joseph's* 77-87
 W BALL STATE 88-86
 L VALPARAISO* 73-91
 W Indiana State 84-80
 W at DePauw* 78-76
 L EVANSVILLE* 93-98
 L at #2 Marquette 76-90
 L ST. JOSEPH'S* 73-84
 L at Valparaiso* 77-99

MVP: Bill Shepherd
All-Conference Players: Oscar Evans, Bill Shepherd, Daryl Mason
Varsity Award Winners: Bruce Blomberg, Clarence Crain, Kent Ehret, Oscar Evans, Dave Holt, James Hurt, Daryl Mason, Marty Monserrez, John Randel, Bill Shepherd.
 *ICC Game.

1972-73
Record: 14-12

Coach: George Theofanis
Captain: Clarence Crain
 W NORTHWESTERN 65-61
 L at Drake 68-83
 L at Louisville 67-90
 W OCCIDENTAL 78-53
 W WESTERN KENTUCKY OT 88-82
 L at Ohio State 55-86
 W TOLEDO 72-68
 W BALL STATE 102-70
 L INDIANA STATE 56-70
 W at Evansville* 77-67
 L #3 MARQUETTE 66-67
 W at Indiana Central* 71-54
 L VALPARAISO* 63-65
 L at St. Joseph's* 66-71
 W WABASH* 90-68
 W AIR FORCE 61-56
 W DePAUW* 87-58
 W at Wabash* 72-67
 L at Notre Dame 62-89
 W EVANSVILLE* 76-74
 W at DePauw* 62-59
 L at Indiana State 64-68
 W INDIANA CENTRAL* 74-66
 L ST. JOSEPH'S* 69-70
 L Cincinnati 57-83
 L at Valparaiso* 53-75

MVP: Clarence Crain
All-Conference Players: Daryl Mason, Clarence Crain, Kent Ehret
Varsity Award Winners: Clarence Crain, Kent Ehret, Bill Lynch, Daryl Mason, Marty Monserrez, John Randel, Dave Speckman, Jeff Williams.
 *ICC Game.

1973-74
Record: 14-12

Coach: George Theofanis
Captain: Daryl Mason, Marty Monserrez
 W SW MISSOURI 59-58
 W INDIANA STATE 71-62
 L #9 LOUISVILLE 81-91
 W MILLIKIN 93-71
 L at Western Kentucky 96-104
 L BALL STATE 2OT 80-83
 L MINNESOTA 2OT 68-70
 L OHIO STATE 63-77
 W at Indiana State 75-62
 L CREIGHTON 58-75
 L at Toledo 68-94
 W INDIANA CENTRAL* 85-69
 L at #6 Marquette 54-73
 W EVANSVILLE* 68-64
 L VALPARAISO* 68-78
 L at Ball State 82-86
 W at Wabash* 84-67



BUTLER RECORDS

ALL-TIME results

L at St. Joseph's*	64-70
W DePAUW*	53-44
L at Evansville*	60-93
W at Valparaiso*	72-67
W WABASH*	76-64
W ST. JOSEPH'S*	73-72
W at Indiana Central*	76-64
W SOUTH FLORIDA	68-60
W at DePauw*	76-64

MVP: Daryl Mason

All-Conference Players: Daryl Mason, Marty Monserrez, Jeff Williams

Varsity Award Winners: Wayne Burris, John Dunn, Kyle Eggert, Carl Lile, Daryl Mason, Marty Monserrez, Craig Reinhardt, Dave Speckman, Jeff Williams.

*ICC Game.

1974-75

Record: 10-16

Coach: George Theofanis

Captain: Jeff Williams

W CLEVELAND STATE	80-75
L at Ohio State	69-96
L AUBURN	71-74
W ILLINOIS STATE	79-78
W GEORGIA SOUTHERN	86-81
L BALL STATE	74-91
W TOLEDO	82-70
L #13 NOTRE DAME	83-93
L at Augustana (S.D.)	74-92
L at Creighton	60-73
L INDIANA STATE	67-75
W at Evansville*	77-72
W DePAUW*	69-56
L at Indiana Central*	64-65
L ST. JOSEPH'S*	74-84
W WABASH*	106-76
L at Valparaiso*	74-81
L at Ball State	59-79
L INDIANA CENTRAL*	59-67
L at St. Joseph's*	87-92
W at Wabash*	62-54
L #9 MARQUETTE	55-77
L VALPARAISO*	77-87
W EVANSVILLE*	OT 69-67
W at DePauw*	77-56
L at Indiana State	74-87

MVP: John Dunn

All-Conference Players: John Dunn

Varsity Award Winners: Wayne Burris, Barry Collier, John Dunn, Jeff Fehn, Carl Lile, Bill Lynch, Don McGlocklin, Jon McGlocklin, Craig Reinhardt, Rick Sexson, Dave Speckman, Jeff Williams.

*ICC Game.

1975-76

Record: 12-15 (6-6 ICC)

Coach: George Theofanis

Captain: Barry Collier, Bill Lynch

N29 OHIO STATE	W, 70-67
D1 at Auburn	L, 69-80
D6 INDIANA STATE	W, 67-64
D10 ILLINOIS STATE	L, 75-81
D20 BALL STATE	W, 63-61
D22 at Toledo	L, 56-69
D26 Creighton#	L, 62-68
D27 Penn State#	W, 63-50
D30 WESTERN KENTUCKY	L, 62-76
J3 AUGUSTANA (S.D.)	W, 91-73
J5 PURDUE%	L, 57-81
J6 ST. FRANCIS (PA.)	W, 67-63
J10 EVANSVILLE*	W, 91-78
J14 VALPARAISO*	W, 73-69
J17 at Wabash*	W, 72-61
J19 at St. Joseph's*	L, 50-51
J24 INDIANA CENTRAL*	L, 56-59
J31 at DePauw*	L, 65-69
F2 at Ball State	L, 63-66

F4 WABASH*	W, 67-56
F7 ST. JOSEPH'S*	L, 77-78
F11 at Indiana Central*	W, 68-67
F16 #10 NOTRE DAME%	L, 79-92
F18 DePAUW*	W, 92-52
F21 at Evansville*	L, 64-79
F24 at Valparaiso*	L, 81-82
F27 at Indiana State	L, 54-60

MVP: Wayne Burris, Barry Collier

All-Conference Players: Barry Collier, Wayne Burris, Bill Lynch

Varsity Award Winners: Wayne Burris, Barry Collier, John Dunn, Jeff Fehn, Bill Lynch, Don McGlocklin, Jon McGlocklin, Tom Orner, Doug Pollock, Rick Sexson.

#Pillsbury Classic, Minneapolis, Minn.
%Market Square Arena, Indianapolis, Ind.
*ICC Game.

1976-77

Record: 13-14 (7-3 ICC)

Coach: George Theofanis

Captain: Wayne Burris, John Dunn

N27 at Ohio State	L, 66-69
N29 BRADLEY	W, 65-57
D1 at Purdue	L, 56-77
D4 at Murray State	L, 70-85
D6 LOYOLA	W, 63-62
D10 Long Beach State#	L, 50-63
D11 Grambling#	W, 72-61
D14 SOUTH DAKOTA ST.	W, 74-62
D18 BALL STATE	W, 56-48
D23 XAVIER	L, 60-66 (OT)
D29 TOLEDO	L, 40-66
J3 at Ball State	L, 59-66
J8 ST. JOSEPH'S*	W, 84-75
J10 at Indiana State	L, 67-90
J15 at Valparaiso*	W, 64-59
J19 at Evansville*	L, 65-74
J22 DePAUW*	W, 83-74
J29 at Indiana Central*	W, 84-76
F2 VALPARAISO*	W, 65-60
F5 EVANSVILLE*	L, 82-85
F9 at DePauw*	W, 66-63
F14 at Notre Dame	L, 74-97
F16 INDIANA CENTRAL*	W, 53-52
F19 at St. Joseph's*	L, 67-69
F22 at Wabash	W, 71-64
F26 at Illinois State	L, 75-83
F28 INDIANA STATE	L, 65-80

MVP: Wayne Burris

All-Conference Players: Wayne Burris, John Dunn


ICC Player of the Year: Wayne Burris

ICC Coach of the Year: George Theofanis

Varsity Award Winners: Wayne Burris, John Dunn, Jeff Fehn, Larry Lubs, Bill Lynch, Don McGlocklin, Joe Maloney, Doug Mitchell, Tom Orner, Doug Pollock, Ed Thompson.

#Trojan Classic.

*ICC game.



Joe Sexson

1977-89

Record: 15-11 (6-0 ICC)

Coach: Joe Sexson

Captain: Don McGlocklin, Doug Mitchell

N26 at DePaul	L, 65-93
N28 at Toledo	L, 56-68
N30 BALL STATE	L, 79-88
D2 at Missouri#	L, 66-87
D3 Northwestern#	L, 78-82
D5 at Loyola	L, 51-78
D7 at Western Kentucky	W, 90-86
D10 XAVIER	W, 61-55
D12 NORTH. COLORADO	W, 71-64
D23 EASTERN ILLINOIS	W, 86-71
D30 NAVY	L, 65-67
J7 INDIANA CENTRAL*	W, 89-81
J11 at St. Joseph's*	W, 58-56
J21 at Valparaiso*	W, 66-63
J25 WABASH	W, 93-56
F1 at DePauw	W, 82-72
F4 at Indiana Central*	W, 81-80
F7 at Bradley	L, 82-98
F11 ST. JOSEPH'S*	W, 76-60
F13 CENTRAL MICHIGAN	W, 69-68
F15 ROBERT MORRIS	W, 69-56
F18 DePAUW	W, 74-69
F20 VALPARAISO*	W, 81-75
F22 at Xavier	L, 60-68
M1 at #3 Marquette	L, 79-90
M2 at Wisconsin-Milwaukee	L, 65-69

MVP: Tom Orner

All-Conference Players: Tom Orner, Doug Mitchell, Jeff Fehn, Don McGlocklin

ICC Player of the Year: Tom Orner

ICC Coach of the Year: Joe Sexson

Varsity Award Winners: John Carr, Jeff Fehn, Brian Harmsen, Todd Lickliter, Larry Lubs, Don McGlocklin, Joe Maloney, Doug Mitchell, Tom Orner, Doug Pollock, Ed Thompson, Doug Gerdt (Mgr.).

#Show Me Classic, Columbia, Mo.

*ICC Game.

1978-79 - Independent

Record: 11-16

Coach: Joe Sexson

Captain: Doug Mitchell

N25 OHIO STATE	W, 87-86
N27 at Missouri	L, 65-75
D2 BALL STATE	L, 62-67
D4 at Bradley	L, 80-89
D6 at Central Michigan	W, 69-62
D9 at Eastern Kentucky	L, 81-104
D13 DePAUL	L, 62-81
D16 at #20 Indiana State	L, 71-109

D23 BOWLING GREEN	L, 73-76
D30 WESTERN KENTUCKY	L, 65-71
J3 at Dayton	L, 61-73
J6 at Indiana Central	W, 88-78
J10 ST. JOSEPH'S	L, 68-73
J13 at Evansville	W, 71-63
J15 at Ball State	L, 72-80
J20 VALPARAISO	W, 90-76
J24 LOYOLA	W, 83-75
J27 XAVIER	W, 56-54
J30 at Toledo	L, 71-101
F3 INDIANA CENTRAL	W, 93-76
F7 at Robert Morris	W, 67-62
F10 at St. Joseph's	L, 72-80
F14 EVANSVILLE	L, 76-78
F17 DePAUW	W, 99-80
F19 at Eastern Illinois	L, 74-88
F24 at Xavier	L, 72-73
M3 at Valparaiso	W, 88-75

MVP: Tom Orner

Varsity Award Winners: John Carr, Brian Harmsen, Steve Hutson, Todd Lickliter, Larry Lubs, Joe Maloney, Mike Miller, Doug Mitchell, Tom Orner, Gary Raker, Frank Thomas, Ed Thompson.

1979-2012 - Midwestern Collegiate Conference/Horizon League

Record: 12-15 (2-4 MCC)

Coach: Joe Sexson

Captain: Gary Raker

D1 EAST. KENTUCKY W,	93-92 (OT)
D3 at #11 Purdue	L, 60-83
D5 at Ball State	L, 71-100
D8 BRADLEY	W, 65-63
D12 #19 MISSOURI	L, 60-64
D22 TOLEDO	L, 66-76
D29 INDIANA STATE	L, 55-71
J3 at Western Kentucky	L, 62-66
J5 INDIANA CENTRALW,	73-62 (OT)
J9 at St. Joseph's	L, 88-90
J12 at Evansville*	W, 56-55
J16 at Valparaiso	L, 67-74
J19 at Loyola*	L, 106-107 (OT)
J23 CARTHAGE	W, 95-51
J26 DePAUW	W, 93-65
J28 at St. Louis	L, 79-100
J30 at Bowling Green	L, 68-77
F2 VALPARAISO	W, 77-64
F6 DAYTON	W, 62-61
F9 XAVIER*	W, 91-81
F11 at Oral Roberts*	L, 89-101
F13 at Indiana Central	W, 77-71
F16 at #1 DePaul	L, 79-103
F18 WIS.-MILWAUKEE	W, 83-69
F23 OKLAHOMA CITY	L, 68-73
F26 ST. JOSEPH'S	W, 102-85
F29 at Evansville**	L, 67-80

MVP: Gary Raker, Tony Warren

All-MCC Players: Tony Warren

Varsity Award Winners: Dave Bastian, Claude Davis, Steve Hutson, Mike Miller, Lynn Mitchem, Dave Prenatt, Gary Raker, Andy Sexson, Frank Thomas, Tony Warren, Brett Hackworth (Mgr.).

**MCC Tournament, Evansville, Ind.

Record: 5-22 (1-11 MCC)

Coach: Joe Sexson

Captain: Mike Miller, Steve Hutson

N29 at Eastern Kentucky	L, 66-82
D1 MARIAN	L, 56-58
D3 at Alabama-Birmingham	L, 58-87
D5 Florida A & M#	L, 77-83
D6 Appalachian State#	L, 73-75 (OT)
D8 PURDUE	L, 61-82
D20 ST. LOUIS	W, 69-61



ALL-TIME results

D22	at Indiana State	L, 69-77
J3	at Indiana Central	W, 45-44
J5	BALL STATE	L, 66-69
J8	at Oral Roberts*	L, 68-72
J10	at Oklahoma City*	L, 97-108
J17	XAVIER*	W, 73-72
J21	INDIANA CENTRAL	W, 72-56
J23	at Evansville*	L, 58-73
J28	DePAUW	W, 91-60
J31	LOYOLA*	L, 66-68
F4	at Dayton	L, 64-68
F7	at Xavier*	L, 62-74
F9	EVANSVILLE*	L, 66-70
F12	at Loyola*	L, 77-87
F14	DETROIT*	L, 72-83
F16	ORAL ROBERTS*	L, 77-82
F21	OKLAHOMA CITY*	L, 65-74
F23	#3 DePAUL	L, 64-89
F28	at Valparaiso	L, 63-86
M3	at Oklahoma City**	L, 69-86

MVP: Lynn Mitchem
All-Conference Players: Lynn Mitchem (2nd Team)
Varsity Award Winners: Tom Butler, Jerry Dale, Claude Davis, Steve Hutson, Doug Mahurin, Mike Miller, Lynn Mitchem, Tim McRoberts, Chris Rodgers, Tony Warren.
**Hatter Classic, Deland, Fla.*
***MCC Game.*
***MCC Tournament.*

1981-82

Record: 7-20 (3-9 MCC)

Coach: Joe Sexson
Captain: Claude Davis, Lynn Mitchem, Tony Warren

N28	EASTERN KENTUCKY	L, 80-86
D7	at Purdue	L, 46-75
D9	at Western Kentucky	L, 65-96
D12	VALPARAISO	W, 85-76
D19	at Indiana Central	L, 69-81
D21	INDIANA STATE	L, 55-57
D30	ST. LOUIS	L, 82-86
J2	at Ohio State	L, 48-66
J4	at Ball State	L, 54-63
J7	WIS.-GREEN BAY	L, 62-66
J11	XAVIER*	W, 73-62
J16	at Oklahoma City*	W, 58-46
J18	at Oral Roberts*	L, 50-63
J20	INDIANA CENTRAL	W, 67-57
J23	DETROIT*	W, 68-61
J25	at Loyola*	L, 73-98
J30	EVANSVILLE*	L, 47-80
F3	DAYTON	L, 70-58
F5	at St. Louis	L, 80-61
F8	at Xavier*	L, 53-72
F13	OKLAHOMA CITY*	L, 52-55
F15	ORAL ROBERTS*	L, 63-65
F20	at Detroit*	L, 67-81
F22	LOYOLA*	L, 60-78
F24	at Valparaiso	L, 70-73
F27	at Evansville*	L, 58-68
M2	Loyola**	L, 71-88

MVP: Lynn Mitchem
All-MCC Players: Lynn Mitchem
Varsity Award Winners: Tom Butler, Claude Davis, Tim Haseley, Danny Jarrett, Greg Jones, John Jones, Tim McRoberts, Lynn Mitchem, Joe Richardson, Chris Rodgers, Tony Warren, Steve Peters (Mgr.).
**MCC game.*
***MCC Tournament, Tulsa, Okla.*

1982-83

Record: 15-13 (9-5 MCC)

Coach: Joe Sexson
Captain: Lynn Mitchem, Claude Davis

N27	at #4 Kentucky	L, 53-90
N30	at Valparaiso	L, 74-76
D4	SOUTHERN INDIANA	W, 87-59

D6	at Indiana State	L, 71-88
D11	INDIANA CENTRAL	W, 82-70
D18	WEST. KENTUCKY	L, 63-65 (OT)
D20	SIU-EDWARDSVILLE	W, 49-40
D28	at New Mexico#	L, 61-72
D29	Weber State#	L, 48-50
J3	BALL STATE	W, 74-60
J15	at St. Louis*	W, 57-51
J17	at Xavier*	L, 49-51
J22	OKLAHOMA CITY*	W, 55-35
J24	ORAL ROBERTS*	L, 52-64
J29	at Detroit*	W, 64-63
J31	LOYOLA*	L, 73-84
F5	at Evansville*	W, 73-68 (OT)
F7	XAVIER*	W, 72-52
F9	at Dayton	L, 57-75
F12	ST. LOUIS*	W, 64-52
F16	at Indiana Central	W, 90-80
F19	at Oklahoma City*	W, 82-57
F21	at Oral Roberts*	L, 69-75
F23	VALPARAISO	L, 69-80
F26	DETROIT*	W, 71-63
F28	at Loyola*	L, 72-83
M6	EVANSVILLE*	W, 78-69
M9	Evansville**	L, 63-72

MVP: Lynn Mitchem
All-MCC Players: Lynn Mitchem, Tim McRoberts (2nd Team), Greg Jones (HM)
Varsity Award Winners: Mark Beam, Claude Davis, David Gilbreth, Tim Haseley, Larry Ikerd, Danny Jarrett, Greg Jones, Skip Jones, Tim McRoberts, Lynn Mitchem, Joe Richardson, Chris Rodgers, Tony Warren, Steve Peters (Mgr.).
#Lobo Invitational.
**MCC Game.*
***MCC Tournament, Evansville, Ind.*

1983-84

Record: 13-15 (7-7 MCC)

Coach: Joe Sexson
Captain: Tim McRoberts

N26	DePAUW	W, 79-65
N28	at Wis.-Green Bay	L, 65-74 (OT)
N30	VALPARAISO	W, 56-44
D3	SOUTHERN INDIANA	W, 78-68
D5	INDIANA STATE	W, 91-86 (OT)
D10	INDIANA CENTRAL	W, 76-72
D16	at Ball State	L, 68-73
D19	Youngstown State#	L, 79-90
D20	Drexel#	L, 67-70
D30	at Indiana State	L, 85-101
J7	at Loyola*	W, 97-70
J9	at Detroit*	L, 60-74
J14	EVANSVILLE*	W, 74-55
J16	ST. LOUIS*	L, 46-49
J21	at Oklahoma City*	W, 75-62
J23	at Oral Roberts*	L, 68-82
J28	XAVIER*	W, 55-53
J30	at Indiana Central	W, 94-76
F4	LOYOLA*	W, 73-65
F6	DETROIT*	W, 73-53
F11	at Evansville*	L, 72-77
F13	at St. Louis*	L, 65-66
F15	DAYTON*	L, 76-77 (OT)
F18	OKLAHOMA CITY*	W, 78-52
F20	ORAL ROBERTS*	L, 100-105
F25	at Xavier*	L, 68-78
M3	at Valparaiso	L, 73-76
M8	Evansville**	L, 65-70

MVP: Tim McRoberts
All-MCC Players: Tim McRoberts
MCC All-Freshman Team: Darrin Fitzgerald, Chad Tucker
MCC Coach of the Year: Joe Sexson
Varsity Award Winners: Danny Jarrett, Tim McRoberts, Tom Butler, Mike Burt, Dave Gilbreth, Tim Haseley, Larry Ikerd, Mark Beam, Greg Mackey, Darrin Fitzgerald, Mike Harper, Chad Tucker, Steve Peters (Mgr.).

#Cardinal Varsity Club Classic.
**MCC Game.*
***MCC Tournament, Chicago, Ill.*

1984-85
Record: 19-10 (9-5 MCC)
NIT First Round

Coach: Joe Sexson
Captain: Tim Haseley

N28	at Western Illinois	W, 78-67
D1	DePAUW	W, 72-51
D3	VALPARAISO	W, 66-51
D5	at Indiana State	L, 52-78
D8	SOUTHERN INDIANA	W, 87-74
D15	INDIANA CENTRAL	W, 67-64
D27	at Northwestern	L, 58-61
D29	BALL STATE	W, 88-75
J5	LOYOLA*	L, 74-86
J7	DETROIT*	W, 70-67
J12	at Evansville*	W, 80-68
J14	at St. Louis*	L, 54-71
J16	WESTERN ILLINOIS	W, 64-55
J19	OKLAHOMA CITY*	W, 65-49
J21	ORAL ROBERTS*	L, 66-78
J26	at Xavier*	W, 61-59
J30	at Indiana Central	L, 59-60
F2	at Loyola*	L, 90-105
F4	at Detroit*	L, 53-58
F9	EVANSVILLE*	W, 71-69
F11	ST. LOUIS*	W, 66-61
F16	at Oklahoma City*	W, 72-62
F18	at Oral Roberts*	L, 52-60
F23	XAVIER*	W, 81-73
F25	INDIANA STATE	W, 67-66
F28	NOTRE DAME	W, 70-69 (OT)
M4	at Valparaiso	W, 56-50
M7	Evansville**	L, 72-73 (OT)
M15	Indiana%	L, 57-79

MVP: Chad Tucker, Mike Burt
All-Conference: Chad Tucker
AP All-America: Chad Tucker (H.M.)
Varsity Award Winners: Mike Burt, Dave Gilbreth, Tim Haseley, Larry Ikerd, Mark Beam, Ken Croner, Aaron Hoover, Greg Mackey, Darrin Fitzgerald, Tony Gallahar, Mike Harper, Chad Tucker, Johnny Jones, Mike Hagan (Mgr.).
**MCC Game.*
***MCC Tournament.*
%NIT.

1985-86

Record: 9-19 (2-10 MCC)

Coach: Joe Sexson
Captain: Chad Tucker, Darrin Fitzgerald, Mark Beam

N25	DePAUW	W, 87-72
N30	at #11 Notre Dame	L, 56-87
D3	SOUTHWEST BAPTIST	W, 82-69
D7	at Ball State	L, 61-64
D9	INDIANA STATE	L, 48-52
D11	at Dayton	L, 55-69
D14	INDIANA CENTRAL	W, 83-70
D21	EASTERN ILLINOIS	L, 78-81
J2	at Indiana State	L, 54-72
J8	at Eastern Illinois	L, 66-81
J11	LOYOLA*	L, 61-63
J13	DETROIT*	L, 73-75
J18	at Evansville*	L, 68-70 (OT)
J20	at St. Louis*	W, 60-55
J22	at Valparaiso	W, 67-57
J25	CHICAGO STATE	W, 78-74
J27	ORAL ROBERTS	W, 70-48
J29	at Indiana Central	W, 68-59
F1	at Xavier*	L, 56-77
F8	at Loyola*	L, 84-106
F10	at Detroit*	L, 48-72
F12	VALPARAISO	W, 88-66
F15	EVANSVILLE*	L, 57-59
F17	ST. LOUIS*	L, 74-75 (2OT)

F20	XAVIER*	L, 61-86
F22	at Chicago State	L, 68-70
F24	at Oral Roberts*	L, 63-104
F28	St. Louis**	L, 61-63

MVP: Chad Tucker
All-Conference: Chad Tucker
MCC All-Freshman: Darren Fowlkes
Varsity Award Winners: Mark Beam, Ken Croner, Darrin Fitzgerald, Darren Fowlkes, Tony Gallahar, Chris Givens, Mike Harper, David Herbert, Johnny Jones, Chad Tucker, Mike Yeater, Mike Hagan (Mgr.).
**MCC Game.*
***MCC Tournament, Indianapolis, Ind.*

1986-87

Record: 12-16 (5-7 MCC)

Coach: Joe Sexson
Captain: Chad Tucker, Darrin Fitzgerald

N29	DePAUW	W, 87-72
D3	NORTHWESTERN	W, 71-53
D6	BALL STATE	W, 78-65
D8	at Indiana State	W, 72-70
D10	at Valparaiso	L, 56-74
D12	Mississippi Valley State#	W, 82-65
D13	at Ball State#	L, 70-83
D22	INDIANAPOLIS	L, 65-75
D27	INDIANA STATE	W, 95-92 (4OT)
D29	Nebraska+	L, 56-67
D30	George Mason+	L, 77-82
J3	WEST. KENTUCKY	L, 73-74 (OT)
J10	at Loyola*	L, 86-90 (OT)
J12	at Detroit*	W, 76-66
J17	EVANSVILLE*	W, 70-64
J19	ST. LOUIS*	W, 61-58
J24	at Northern Illinois	L, 70-86
J26	at Oral Roberts*	L, 59-60
J31	XAVIER*	W, 86-84 (2OT)
F2	DAYTON	L, 71-73
F7	LOYOLA*	L, 77-89
F9	DETROIT*	W, 88-77
F11	VALPARAISO	W, 66-58
F14	at Evansville*	L, 72-79
F16	at St. Louis*	L, 54-73
F19	at Xavier*	L, 67-69
F23	ORAL ROBERTS*	L, 60-64 (OT)
F26	Xavier**	L, 98-104

MVP: Darrin Fitzgerald
All-Conference Players: Darrin Fitzgerald, Darren Fowlkes (2nd Team)
Varsity Award Winners: Rick Berry, Rick Donovan, Darrin Fitzgerald, Darren Fowlkes, Tony Gallahar, Mike Harper, Joe Harris, David Herbert, Jody Littrell, Scott VonBargen, Mike Yeater, Brad McKinney (Mgr.).
#Cardinal Varsity Club Classic.
+Rochester Classic.
**MCC Game.*
***MCC Tournament, Indianapolis, Ind.*

1987-88

Record: 14-14 (5-5 MCC)

Coach: Joe Sexson (25 games), Doug Mitchell (3 games)
Captain: Chad Tucker

N28	DePAUW	W, 61-57
D2	at Western Kentucky	L, 68-85
D5	at Wisconsin	L, 80-92
D8	INDIANA STATE	W, 84-65
D13	at Valparaiso	L, 49-51 (OT)
D19	at Indiana State	W, 64-44
D21	at Ball State	W, 61-59
D28	#16 Iowa State#	W, 78-76
D29	at Toledo#	L, 50-52
J2	WABASH	W, 84-61
J9	NORTHERN ILLINOIS	W, 84-73
J11	at Dayton	W, 62-61
J16	DETROIT*	W, 52-50
J18	LOYOLA*	W, 66-54



BUTLER RECORDS

ALL-TIME results

J23	at St. Louis*	L, 40-50
J25	at Evansville*	L, 76-85
J27	at Notre Dame	L, 66-85
F3	VALPARAISO	L, 55-56
F6	at Xavier*	L, 74-89
F13	at Detroit*	W, 89-81 (OT)
F15	at Loyola*	W, 81-57
F20	ST. LOUIS*	W, 54-47
F22	EVANSVILLE*	L, 59-85
F24	at Illinois State	L, 62-87
F27	INDIANAPOLIS	L, 72-74
F29	EASTERN KENTUCKY	W, 60-57
M6	XAVIER*	L, 70-71
M10	Loyola**	L, 59-67

MVP: Chad Tucker

All-MCC Players: Chad Tucker, Darren Fowlkes (2nd Team)

Varsity Award Winners: Rick Berry, Rick Donovan, Brett Etherington, Chad Fordyce, Darren Fowlkes, Rodney Haywood, David Herbert, John Karaffa, Jody Littrell, Thad Matta, John Shoup, Chad Tucker, Brad McKinney (Mgr.).

#Blade Classic.

*MCC Game.

**MCC Tournament, Indianapolis, Ind.

1988-89

Record: 11-17 (3-9 MCC)

Coach: Joe Sexson

Captain: Darren Fowlkes

N25	VALPARAISO	W, 83-53
N28	at Western Kentucky	W, 91-81
D3	ILLINOIS-CHICAGO	L, 65-69
D5	at Indiana State	L, 61-81
D10	WISCONSIN	L, 53-63
D17	INDIANA STATE	W, 72-57
D19	at Eastern Kentucky	W, 66-59
J3	at Austin Peay	W, 85-81
J7	at Illinois-Chicago	W, 73-66
J9	AUSTIN PEAY	L, 60-63
J12	at St. Louis*	L, 72-99
J14	at Evansville	L, 45-61
J21	BALL STATE	L, 44-54
J26	DAYTON*	L, 52-55
J28	XAVIER*	W, 79-76
F2	at Loyola*	L, 65-71
F4	at Detroit*	L, 80-88
F6	at Valparaiso	L, 83-104
F9	ST. LOUIS*	L, 44-64
F11	EVANSVILLE*	L, 77-90
F16	LOYOLA*	L, 84-85
F18	DETROIT*	W, 76-73
F22	ILLINOIS STATE	W, 66-49
F25	at Dayton*	W, 72-66
F27	at Miami (Ohio)	W, 69-65
M2	at Xavier*	L, 75-85
M6	NOTRE DAME	L, 69-76
M9	St. Louis**	L, 64-68

MVP: Darren Fowlkes

All-MCC Players: Darren Fowlkes

Varsity Award Winners: Scott Allison, Darin Archbold, Rick Berry, John Deaton, Rick Donovan, Brett Etherington, Chad Fordyce, Darren Fowlkes, Wade Gault, Rodney Haywood, John Karaffa, Jody Littrell, Thad Matta, John Shoup, Michael Wilson.

*MCC Game.

**MCC Tournament, Dayton, Ohio



Barry Collier
1989-2000

1989-90

Record: 6-22 (2-12 MCC)

Coach: Barry Collier

Captain: Jody Littrell, Rodney Haywood, Thad Matta

N25	at Western Illinois	L, 65-82
N27	at Illinois State	L, 59-67 (OT)
D2	ILLINOIS-CHICAGO	W, 57-51
D4	WESTERN KY	L, 59-62 (OT)
D7	MIAMI (OHIO)	W, 81-78 (OT)
D9	at Wisconsin	L, 59-75
D16	at Indiana State	L, 53-58
D19	PORTLAND	W, 76-50
D23	at Ball State	L, 42-63
D28	BOWLING GREEN	L, 54-62
D30	at Notre Dame	L, 65-97
J6	at Illinois-Chicago	L, 52-62
J11	at Loyola*	L, 48-53
J13	EVANSVILLE*	L, 51-56
J15	ST. LOUIS*	L, 64-66
J20	DETROIT*	L, 77-85
J25	at Dayton*	L, 62-86
J27	at Xavier*	L, 57-81
F1	MARQUETTE*	L, 73-75
F3	LOYOLA*	W, 72-67
F8	at St. Louis*	L, 54-62
F10	at Evansville*	L, 57-66
F13	INDIANA STATE	W, 79-66
F17	at Detroit*	W, 71-69
F22	DAYTON*	L, 82-88
F24	XAVIER*	L, 66-80
M3	at Marquette*	L, 70-90
M8	Xavier**	L, 61-86

MVP: Rodney Haywood

MCC All-Newcomer Team: J. P. Brens
Varsity Award Winners: Darin Archbold, Rick Berry, Tim Bowen, J. P. Brens, Rick Donovan, Brett Etherington, Chad Fordyce, Wade Gault, Rodney Haywood, John Karaffa, Jody Littrell, Thad Matta, Dave Ryser, John Shoup, Michael Wilson.

*MCC Game.

**MCC Tournament, Dayton, Ohio

1990-91

Record: 18-11 (10-4 MCC)

NIT First Round

Coach: Barry Collier

Captain: John Karaffa, Brett Etherington

N24	WESTERN ILLINOIS	W, 82-79
N26	at Indiana State	L, 93-96 (OT)
N29	at Portland	W, 86-80
D1	at Cal State Fullerton	L, 76-79
D3	NOTRE DAME	W, 91-77
D6	VALPARAISO	W, 97-75
D8	at Bowling Green	L, 95-115

D15	WISCONSIN	W, 94-88 (2OT)
D20	at Purdue	L, 81-97
D22	BALL STATE	W, 84-77
J1	at Georgia State	W, 106-96
J5	at Mercer	L, 66-72
J9	at St. Louis*	W, 87-74
J12	at Detroit*	W, 76-62
J16	at Jacksonville	W, 71-58
J19	DETROIT*	W, 71-56
J24	DAYTON*	W, 100-95
J31	LOYOLA*	W, 80-67
F2	at Marquette*	W, 76-65
F7	ST. LOUIS*	W, 57-55
F9	EVANSVILLE*	L, 128-136 (2OT)
F12	at Xavier*	L, 73-80
F16	at Evansville*	W, 81-54
F21	at Dayton*	L, 98-116
F23	XAVIER*	L, 93-105
F28	at Loyola*	W, 91-85
M2	MARQUETTE*	W, 84-74
M7	Loyola**	L, 62-75
M15	Wyoming%	L, 61-63

MVP: Darin Archbold

All-MCC Players: Darin Archbold

MCC Player of the Year: D. Archbold

MCC Coach of the Year: Barry Collier

MCC All-Newcomer Team: J. Guice

Varsity Award Winners: Danny Allen, Darin Archbold, Michael Banks, Brian Beauford, Tim Bowen, J. P. Brens, Brett Etherington, Chad Fordyce, Wade Gault, Jermaine Guice, John Karaffa, David Ryser, John Shoup, John Taylor, Michael Wilson, Lynn Crump (Mgr.).

*MCC Game.

**MCC Tournament, Dayton, Ohio

%NIT.

1991-92

Record: 21-10 (7-3 MCC)

NIT First Round

Coach: Barry Collier

Captain: Darin Archbold, Wade Gault, Michael Wilson

N22	CAL NORTHRIDGE	W, 82-67
N26	at Notre Dame	W, 67-60
N30	at Indiana	L, 73-97
D3	CAL FULLERTON	W, 100-83
D5	ILLINOIS STATE	W, 93-85
D9	MERCER	W, 96-73
D11	at Valparaiso	W, 83-80
D14	INDIANA STATE	W, 80-65
D21	PURDUE	L, 70-76
D23	at Ball State	W, 78-72
D27	Iowa#	L, 92-114
D28	Northeastern Illinois#	W, 93-60
J6	GEORGIA STATE	W, 86-82
J8	at Detroit Mercy*	W, 91-82
J11	at Evansville*	L, 83-88
J18	WIS.-GREEN BAY	L, 66-69
J21	PENN STATE	W, 79-74
J25	at Dayton*	W, 83-66
J27	#17 UNC CHARLOTTE	W, 87-84
F1	at Loyola*	W, 68-63
F8	DETROIT MERCY*	W, 95-84
F12	Penn State	L, 64-67
F15	EVANSVILLE*	L, 69-78
F18	XAVIER*	L, 75-98
F22	DAYTON*	W, 78-73
F29	LOYOLA*	W, 78-76
M7	at Xavier*	W, 96-86
M12	Detroit Mercy**	W, 87-70
M13	Xavier**	W, 78-61
M14	Evansville**	L, 76-95
M19	at Purdue%	L, 56-82

MVP: Darin Archbold

All-MCC Players: Darin Archbold

MCC All-Newcomer Team: Katara Reliford

MCC All-Tournament: Darin Archbold

Varsity Award Winners: Darin Archbold, Wade Gault, Michael Wilson, Michael

Banks, Brian Beauford, Tim Bowen, J. P. Brens, David Ryser, Danny Allen, Jermaine Guice, Katara Reliford, John Taylor, Dean Edwards, Darren Freeman, Lynn Crump (Mgr.), Brian Disney (Mgr.), Scott Drew (Mgr.).

#Tampa Tribune Classic.

*MCC Game.

**MCC Tournament, Cincinnati, Ohio %NIT.

1992-93

Record: 11-17 (5-9 MCC)

Coach: Barry Collier

Captain: J. P. Brens, Jermaine Guice

D1	at Indiana State	L, 56-70
D3	ANDERSON	W, 90-50
D7	at Illinois State	L, 53-69
D12	at Wisconsin-Green Bay	L, 64-76
D20	#5 NORTH CAROLINA	L, 56-103
D23	BALL STATE	W, 63-49
D27	#4 Indiana#	L, 48-90
D28	St. Francis (N.Y.)#	W, 91-60
J2	at Purdue	L, 54-80
J5	VALPARAISO	W, 81-62
J11	LA SALLE*	W, 64-59
J16	EVANSVILLE*	L, 62-77
J18	NOTRE DAME	W, 70-56
J21	at Xavier*	L, 59-63
J23	at Dayton*	W, 70-66 (OT)
J25	at UNC Charlotte	L, 62-70
J30	DUQUESNE*	W, 86-80
F4	DETROIT MERCY*	L, 82-85
F6	LOYOLA*	W, 68-51
F11	at Duquesne*	L, 64-78
F13	at La Salle*	L, 66-88
F18	DAYTON*	W, 74-59
F20	XAVIER*	L, 66-80
F27	at Evansville*	L, 72-84
M4	at Loyola*	L, 65-66 (OT)
M6	at Detroit Mercy*	L, 65-71
M11	La Salle**	W, 77-70
M12	Evansville**	L, 71-74

MVP: Jermaine Guice

All-MCC: Jermaine Guice (2nd Team)

MCC All-Tournament: Jermaine Guice

Varsity Award Winners: Brian Beauford, Tim Bowen, J. P. Brens, Katara Reliford, Dan Allen, Jermaine Guice, John Taylor, Quincy Bowens, Jason McKenzie, Chris Miskel, Burdette Phillips, Lynn Crump (Mgr.).

#Hoosier Classic, Indianapolis, Ind.

*MCC Game.

**MCC Tournament.

1993-94

Record: 16-13 (6-4 MCC)

Coach: Barry Collier

Captain: Danny Allen, Jermaine Guice, John Taylor, Travis Trice

N17	at #19 Cincinnati (NIT)	L, 72-90
N27	#11 INDIANA	W, 75-71
N30	at Ball State	L, 84-93
D4	at Valparaiso	L, 73-90
D6	DePAUW	W, 74-54
D9	ILLINOIS STATE	W, 80-52
D11	INDIANA STATE	W, 73-52
D21	JACKSONVILLE	W, 89-73
D27	at Sacramento State	W, 60-58
D29	UNC Charlotte#	L, 61-81
D30	Holy Cross#	L, 67-78
J3	at Southern Utah	L, 72-79
J6	BETHUNE-COOKMAN	W, 73-45
J15	#25 XAVIER*	L, 80-86
J19	LOYOLA*	W, 75-59
J22	at Detroit Mercy*	L, 61-74
J24	at #4 North Carolina	L, 64-104
J29	at Evansville*	L, 93-95 (2OT)
F1	SOUTHERN UTAH	L, 78-85
F4	DETROIT MERCY*	W, 83-63



ALL-TIME results

F6	at Loyola*	W, 69-60
F8	at Notre Dame	W, 67-57
F12	LA SALLE*	W, 82-69
F16	Xavier*	L, 73-93
F19	EVANSVILLE*	W, 77-75
F21	at Mercer	W, 81-65
F26	at La Salle*	W, 87-68
M6	LOYOLA**	W, 78-67
M7	EVANSVILLE**	L, 66-68

MVP: Jermaine Guice
All-MCC: Jermaine Guice, John Taylor (2nd Team)

MCC All-Newcomer Team: Travis Trice

MCC All-Tournament: Jermaine Guice

Varsity Award Winners: Danny Allen, Marcus Cowart, Chad Cantor, Matthew Graves, Jermaine Guice, Marcel Kon, Jason McKenzie, Chris Miskel, Brent Myers (Mgr.), T. J. Perry, Mike Shunneson (Mgr.), John Taylor, Travis Trice, Kelsey Wilson

#Cable Car Classic, Santa Clara, Calif.

**MCC Game.*

***MCC Tournament.*

1994-95

Record: 15-12 (8-7 MCC)

Coach: Barry Collier

Captain: Travis Trice

N25	St. Peter's#	L, 68-80
N26	Colgate#	W, 84-74
N28	at Portland	W, 75-74
D1	VALPARAISO	W, 82-80
D3	at Indiana State	W, 84-67
D10	BALL STATE	L, 77-85
D12	MERCER	L, 59-74
D19	DePAUW	W, 76-47
D21	at Indiana	L, 66-89
D28	at Wisconsin-Green Bay*W,	56-43
J3	SACRAMENTO STATE	W, 90-62
J5	at UW-Milwaukee*	W, 64-48
J12	LOYOLA*	W, 61-58 (OT)
J14	at Illinois-Chicago*	L, 82-100
J19	NORTHERN ILLINOIS*	W, 67-59
J21	at Cleveland State*	W, 81-78
J26	LA SALLE*	L, 71-73
J28	DETROIT*	L, 85-88 (OT)
F2	UW-MILWAUKEE*	W, 85-75
F4	WIS.-GREEN BAY*	L, 60-61
F9	at Loyola*	W, 67-50
F11	ILLINOIS-CHICAGO*	W, 100-84
F15	NOTRE DAME	W, 76-60
F18	at Northern Illinois*	L, 70-89
F23	at Wright State*	L, 79-83
F25	XAVIER*	L, 66-81
M4	Detroit **	L, 53-59

MVP: Travis Trice

Varsity Award Winners: Chad Cantor, Brian Carretta, Marcus Cowart, Dan Dudukovich, Marcel Kon, Jason McKenzie, Chris Miskel, Jon Neuhouser, T. J. Perry, Jeff Rogers, Travis Trice, Rolf van Rijn, Kelsey Wilson.

#Fry's Invitational, Stanford, Calif.

**MCC Game.*

***MCC Tournament, Dayton, Ohio*

1995-96

Record: 19-8 (12-4 MCC)

Coach: Barry Collier

Captain: Chris Miskel, Jason McKenzie

N25	MD-EASTERN SHORE	W, 75-44
N27	HANOVER	W, 56-53
D2	at Ball State	W, 67-57
D6	at Western Kentucky	L, 50-56
D9	INDIANA STATE	W, 81-61
D10	at Marshall	W, 102-92
D20	at James Madison	W, 65-63
D29	at Montana State#	L, 59-84
D30	James Madison#	L, 65-75
J4	ILLINOIS-CHICAGO*	W, 78-58

J6	PORTLAND	W, 87-80
J8	at Wisconsin-Milwaukee*	W, 71-67
J11	at Wright State*	W, 71-68
J13	WIS.-GREEN BAY*	L, 61-64
J18	at Loyola Chicago*	W, 67-59
J20	at Northern Illinois*	L, 57-84
J25	CLEVELAND STATE*	W, 71-56
J27	DETROIT*	W, 70-62
J31	LOYOLA CHICAGO*	W, 78-66
F3	WIS.-MILWAUKEE*	W, 65-45
F10	at Cleveland State*	W, 76-68
F12	at WRIGHT STATE*	L, 61-67
F15	at Illinois-Chicago*	W, 85-82
F17	NORTHERN ILLINOIS*	W, 73-58
F22	at Detroit*	W, 69-61
F24	at #25 Wis.-Green Bay*L,	66-73 (OT)
M2	Illinois-Chicago**	L, 97-107

MVP: Chris Miskel

All-MCC: Jon Neuhouser (1st team), Jason McKenzie (All-Defensive Team)

Varsity Award Winners: Kelly Burton, Chad Cantor, Dan Dudukovich, Bjorn Gieseck, Matthew Graves, Andy Hirschy, Jason McKenzie, Chris Miskel, Jon Neuhouser, T. J. Perry, Mike Pflugner, Jeff Rogers, Srdan Selimbegovic, Rolf van Rijn, Kelsey Wilson.

#Holiday Stores Classic.

**MCC Game.*

***MCC Tournament, Dayton, Ohio*

1996-97

Record: 23-10 (12-4 MCC)

NCAA First Round

Coach: Barry Collier

Captain: Jon Neuhouser, Jeff Rogers, Matthew Graves

N26	at Indiana State	W, 70-48
N29	Tulane#	W, 66-63
N30	#5 Villanova#	L, 54-62
D1	at American-P.R.#	W, 84-69
D6	ANDERSON	W, 86-47
D7	BALL STATE	L, 67-71
D10	at Bradley	L, 55-67 (OT)
D14	at Evansville	W, 61-50
D23	at Indiana	L, 84-89 (OT)
D27	at Florida International	W, 83-67
D30	at Florida State	L, 68-87
J2	at Cleveland State*	W, 79-60
J5	WESTERN KY	W, 75-73
J9	at Illinois-Chicago*	L, 80-82 (OT)
J11	LOYOLA CHICAGO*	W, 89-48
J16	WIS.-MILWAUKEE*	W, 75-59
J18	WIS.-GREEN BAY*	W, 50-43
J20	at Detroit*	L, 54-56 (OT)
J23	at Northern Illinois* W,	80-79 (OT)
J25	at Wright State*	L, 62-65
J30	CLEVELAND STATE*	W, 84-47
F1	DETROIT*	W, 68-55
F5	MARSHALL	W, 84-57
F8	at Loyola Chicago*	W, 62-56
F12	ILLINOIS-CHICAGO*	W, 67-44
F15	at Wis.-Milwaukee*	W, 74-46
F18	at Wis.-Green Bay* L,	56-58 (OT)
F20	NORTHERN ILLINOIS*	W, 64-57
F22	WRIGHT STATE*	W, 75-57
M1	Wis.-Milwaukee**	W, 48-36
M2	Wis.-Green Bay** W,	57-52 (OT)
M4	Illinois-Chicago**	W, 69-68
M13	#10 Cincinnati%	L, 69-86

MVP: Jon Neuhouser

MCC Player of the Year: Jon Neuhouser

MCC Coach of the Year: Barry Collier

MCC Tournament MVP: Kelsey Wilson

MCC All-Tournament: Kelsey Wilson, Jon Neuhouser

All-MCC Players: Jon Neuhouser (1st team), Kelsey Wilson (2nd team), Rolf van Rijn (All-Defensive Team)

Varsity Award Winners: Chad Cantor, T.

J. Perry, Kelsey Wilson, Dan Dudukovich, Matthew Graves, Jon Neuhouser, Jeff Rogers, Rolf van Rijn, Bjorn Gieseck, Andy Hirschy, Mike Pflugner, Andrew Graves, Brent Rockwood, Mike Marshall.

#Puerto Rico Shootout, Bayamon, P.R.

**MCC Game.*

***MCC Tournament, Dayton, Ohio*

%NCAA Tournament, Detroit, Mich.

1997-98

Record: 22-11 (8-6 MCC)

NCAA First Round

Coach: Barry Collier

Captain: Matthew Graves, Jeff Rogers, Jon Neuhouser

N15	INDIANA WESLEYAN	W, 87-44
N20	BRADLEY	W, 51-48
N22	at Ball State	L, 46-58
N28	#19 Oklahoma#	W, 73-63
N29	Pacific#	W, 73-67 (OT)
N30	#15 Stanford#	L, 86-99
D3	at Western Kentucky	L, 49-59
D6	INDIANA STATE	W, 65-63
D10	IUPUI	W, 83-44
D13	EVANSVILLE	W, 63-46
D23	JAMES MADISON	W, 75-66
D27	BELMONT	W, 85-54
D30	at Xavier	L, 66-93
J3	UIC*	W, 78-76
J7	LOYOLA*	W, 59-56 (OT)
J9	at SW Missouri State	W, 66-63
J12	WRIGHT STATE*	W, 81-66
J15	at Cleveland State*	L, 62-67
J17	at Detroit*	L, 67-78
J22	WIS.-GREEN BAY*	W, 78-60
J24	WIS.-MILWAUKEE*	W, 74-66
J29	at UIC*	L, 62-72
J31	at Loyola*	L, 62-70 (OT)
F7	at Wright State*	L, 53-57
F9	at Wis.-Milwaukee*	W, 71-56
F12	DETROIT*	L, 51-54
F14	CLEVELAND STATE*	W, 58-44
F19	at Nevada	W, 84-75
F21	at Wis.-Green Bay*	W, 59-57
F28	Loyola**	W, 62-53
M1	Wright State**	W, 67-48
M3	Wis.-Green Bay**	W, 70-51
M13	#18 New Mexico%	L, 62-79

MVP: Matthew Graves

MCC Tournament MVP: Jon Neuhouser

MCC All-Tournament: Jon Neuhouser, Matthew Graves

All-MCC: Rolf van Rijn (All-Defensive)

MCC All-Newcomer Team: Otis Frazier

Varsity Award Winners: Dan Dudukovich, Otis Frazier, Bjorn Gieseck, Andrew Graves, Matthew Graves, Michael Hicks, Andy Hirschy, LaVall Jordan, Mike Marshall, Jason Myers, Jon Neuhouser, Mike Pflugner, Jeff Rogers, Rolf van Rijn.

#Big Island Invitational, Hilo, Hawaii

**MCC Game.*

***MCC Tournament, Green Bay, Wis*

%NCAA Tournament, Lexington, Ky.

1998-99

Record: 22-10 (11-3 MCC)

NIT Quarterfinals

Coach: Barry Collier

Captains: Andy Hirschy, Mike Marshall

N14	SW MISSOURI STATE	L, 57-72
N17	#16 XAVIER	L, 66-73
N21	at Indiana State	L, 44-64
N23	at Belmont	L, 58-60
D5	at Evansville	W, 66-60
D8	WESTERN KENTUCKY	W, 69-58
D12	BALL STATE	W, 61-48
D19	Prudue#	L, 54-63
D23	FLORIDA STATE	W, 77-65

D28	IDAHO STATE	W, 56-44
J4	at Loyola*	L, 51-53
J9	at Wright State*	W, 60-53
J11	at Illinois-Chicago* W,	67-62 (OT)
J14	CLEVELAND STATE*	W, 78-62
J16	at Detroit*	W, 59-46
J18	FLA. INTERNATIONAL	W, 71-63
J23	at UW-Milwaukee*	W, 68-65
J25	at UW-Green Bay*	W, 57-50
J28	ILLINOIS-CHICAGO*	W, 54-47
J30	LOYOLA*	W, 57-52
F1	IUPUI	W, 80-54
F6	WRIGHT STATE* W,	88-78 (2OT)
F11	at Cleveland State*	L, 62-73
F13	DETROIT*	L, 52-62
F18	UW-MILWAUKEE*	W, 78-63
F20	UW-GREEN BAY*	W, 50-37
F27	Wright State**	W, 64-56
F28	UW-Green Bay** W,	68-65 (3OT)
M2	Detroit**	L, 65-72
M10	at Bradley%	W, 51-50
M15	OLD DOMINION%	W, 75-62
M18	at Clemson%	L, 69-89

MVP: Mike Marshall

All-MCC: Mike Marshall (1st team)

MCC All-Newcomer Team: Rylan Hainje

MCC All-Tournament: Andy Hirschy

MCC Coach of the Year: Barry Collier

Varsity Award Winners: Bjorn Gieseck, Andrew Graves, Rylan Hainje, Michael Hicks, Andy Hirschy, Thomas Jackson, Will Jones, LaVall Jordan, Mike Marshall, Ryan Murray, Jason Myers, Mike Pflugner, Luke Reed, Ben Danner (Mgr.), Chad Lynn (Mgr.), Paul Ziemba (Mgr.)

#At Market Square Arena

**MCC Game.*

***MCC Tournament, Chicago, Ill.*

%NIT

1999-2000

Record: 23-8 (12-2 MCC)

NCAA First Round

Coach: Barry Collier

Captains: Mike Marshall, Andrew Graves

N23	at UNC-Wilmington	L, 54-56
N28	MOUNT ST. MARY'S	W, 82-55
D1	INDIANA STATE	W, 77-55
D4	EVANSVILLE	W, 73-45
D7	at Eastern Illinois	L, 60-69 (OT)
D11	at Ball State	L, 70-80
D18	BELMONT	W, 79-35
D22	NEVADA	W, 66-45
D27	at TCU	W, 86-78
D29	La Salle#	W, 43-36
D30	at Santa Clara#	L, 56-57
J3	at Tennessee-Martin	L, 62-64
J8	WRIGHT STATE*	W, 71-47
J13	at Cleveland State*	L, 45-53
J15	at Detroit*	L, 65-75
J20	UW-GREEN BAY*	W, 60-44
J22	UW-MILWAUKEE*	W, 72-64
J24	IUPUI	W, 70-59
J27	at UIC*	W, 75-46
J29	at Loyola*	W, 68-48
F5	at Wright State*	W, 79-55
F10	DETROIT*	W, 68-62
F12	CLEVELAND STATE*	W, 81-54
F17	at UW-Milwaukee*	W, 84-72
F19	at UW-Green Bay*	W, 62-50
F24	LOYOLA*	W, 59-44
F26	UIC*	W, 84-60
M4	Loyola**	W, 61-57
M5	UW-Milwaukee**	W, 65-51
M7	Detroit**	W, 62-43
M17	#13 Florida%	L, 68-69 (OT)

MVP: Mike Marshall

MCC Tournament MVP: Mike Marshall


MCC All-Tournament: Mike Marshall



BUTLER RECORDS

ALL-TIME results

LaVall Jordan, Thomas Jackson
All-MCC: Mike Marshall (2nd team, All-Defensive), LaVall Jordan (2nd team)
MCC Coach of the Year: Barry Collier
Varsity Award Winners: Darnell Archey, Joel Cornette, Lewis Curry, Andrew Graves, Rylan Hainje, Thomas Jackson, LaVall Jordan, Mike Marshall, Mike Moore, Jason Myers, Scott Robisch, Ben Danner (Mgr.), Paul Ziemba (Mgr.)
 #Cable Car Classic, Santa Clara, Calif.
 *MCC Game.
 **MCC Tournament, Chicago, Ill.
 %NCAA Tournament, Winston-Salem, N.C.



Thad Matta
2000-01

2000-01
Record: 24-8 (11-3 Horizon)
NCAA Round of 32

Coach: Thad Matta
Captain: LaVall Jordan
 N18 EASTERN ILLINOIS W, 90-73
 N20 at Birmingham-Southern W, 71-62
 N27 BALL STATE W, 71-48
 D2 at Evansville L, 73-74
 D6 at Indiana State L, 88-90 (OT)
 D16 UNC-WILMINGTON L, 48-53
 D18 TENNESSEE-MARTIN W, 77-48
 D20 SANTA CLARA W, 84-60
 D23 TCU W, 86-73
 D28 at #12 Arizona# L, 60-72
 D30 Louisiana-Lafayette# W, 74-63
 J3 LIPSCOMB W, 72-56
 J6 at Wright State* L, 61-62
 J11 CLEVELAND STATE* W, 65-52
 J13 DETROIT* W, 74-59
 J20 at UW-Milwaukee* W, 60-51
 J22 at UW-Green Bay* L, 68-69
 J25 UIC* W, 76-69
 J27 LOYOLA* W, 71-57
 J30 at #10 Wisconsin W, 58-44
 F3 WRIGHT STATE* W, 59-48
 F8 at Detroit* L, 63-68
 F10 at Cleveland State* W, 59-56
 F15 UW-MILWAUKEE* W, 80-75 (OT)
 F17 UW-GREEN BAY* W, 78-52
 F22 at Loyola* W, 66-62
 F24 at UIC* W, 68-66
 M3 Loyola** W, 78-52
 M4 at Wright State** W, 66-58
 M6 Detroit** W, 53-38
 M16 #23 Wake Forest+ W, 79-63
 M18 #4 Arizona+ L, 52-73
MVP: LaVall Jordan

All-MCC: Thomas Jackson (1st team, All-Defensive), LaVall Jordan (2nd team), Brandon Miller (Newcomer), Rylan Hainje (Defensive), Joel Cornette (Defensive)
MCC Coach of the Year: Thad Matta
Varsity Award Winners: Darnell Archey, Joel Cornette, Lewis Curry, Ryan Falquist, Nick Gardner, Ben Grunst, Rylan Hainje, Thomas Jackson, LaVall Jordan, Duane Lightfoot, Jr., Brandon Miller, Mike Moore, Scott Robisch, Rob Walls, Paul Ziemba (Mgr.), Travis Steele (Mgr.), Brian Landwehr (Mgr.)
 #--Fiesta Bowl Classic, Tucson, Ariz.
 *--MCC game.
 **--MCC Tournament, Dayton, Ohio
 +--NCAA Tournament, Kansas City, Mo.



Todd Lickliter
2001-07

2001-02
Record: 26-6 (12-4 Horizon)
NIT Second Round

Coach: Todd Lickliter
Captains: Thomas Jackson, Rylan Hainje
 N16 vs. Radford# W, 73-56
 N17 vs. Delaware# W, 76-59
 N18 vs. Washington# W, 67-64
 N25 INDIANA STATE W, 69-49
 N27 at Purdue W, 74-68
 D1 BIRMINGHAM SOUTHERN W, 70-34
 D3 at Lipscomb W, 76-56
 D8 EVANSVILLE W, 101-65
 D15 NORTHERN IOWA W, 77-65
 D17 at Mount St. Mary's W, 66-46
 D19 at #21 Ball State W, 75-66
 D28 vs. Samford% W, 45-37
 D29 vs. Indiana% W, 66-64
 J2 WRIGHT STATE* L, 87-90 (2OT)
 J7 at Cleveland State* W, 62-45
 J10 at Detroit* L, 54-63
 J12 at Youngstown State* W, 68-50
 J17 UW-GREEN BAY* W, 64-41
 J19 UW-MILWAUKEE* L, 72-73
 J23 LOYOLA* W, 78-48
 J26 at UIC* W, 83-73
 J30 at UW-Milwaukee* W, 59-58
 F2 at Wright State* W, 72-57
 F7 DETROIT* W, 61-48
 F9 CLEVELAND STATE* W, 70-45
 F14 UW-Green Bay* W, 77-74
 F16 YOUNGSTOWN STATE* W, 75-50
 F20 at Loyola* L, 56-60
 F23 UIC* W, 85-61
 M2 vs. UW-Green Bay** L, 48-49
 M14 BOWLING GREEN+ W, 81-69
 M18 at Syracuse+ L, 65-66 (OT)
MVP: Thomas Jackson

All-Horizon League: Rylan Hainje (1st team, All-Defensive), Thomas Jackson (1st team, All-Defensive), Joel Cornette (All-Defensive)
Horizon League Player of the Year: Rylan Hainje
Varsity Award Winners: Darnell Archey, Joel Cornette, Lewis Curry, Nick Gardner, Ben Grunst, Rylan Hainje, Thomas Jackson, Duane Lightfoot, Jr., Brandon Miller, Mike Monserez, Mike Moore, Ryan Reynolds, Scott Robisch, Rob Walls, Ryan Murray (Mgr.), Brian Landwehr (Mgr.)
 #BP Top of the World Classic, Fairbanks, Alaska.
 %Hoosier Classic @ Conseco Fieldhouse
 *Horizon League game.
 **HL Tournament, Cleveland, Ohio.
 +NIT

2002-03
Record: 27-6 (14-2 Horizon)
NCAA Sweet 16

Coach: Todd Lickliter
Captains: Brandon Miller, Joel Cornette
 N22 at IPFW W, 69-53
 N26 WAYNE STATE (MICH.) W, 60-37
 N30 BALL STATE W, 71-45
 D5 at Indiana State W, 65-45
 D7 at Evansville W, 77-64
 D10 BRADLEY W, 75-70
 D14 at Miami (Ohio) W, 59-42
 D21 ST. LOUIS W, 68-46
 D28 Texas-Pan American& W, 67-48
 D29 Western Kentucky& W, 63-60
 D30 at Hawaii& L, 78-81 (OT)
 J4 at UIC* W, 68-65
 J9 LOYOLA* W, 81-74 (OT)
 J11 DETROIT* W, 76-68
 J16 at Wright State* W, 81-70
 J18 YOUNGSTOWN STATE* W, 64-60
 J23 UW-Milwaukee* L, 65-69
 J25 UW-Green Bay* W, 68-53
 J30 at #5 Duke L, 60-80
 F1 CLEVELAND STATE* W, 73-57
 F8 UIC* W, 61-47
 F13 at Loyola* L, 63-73
 F15 at Detroit* W, 66-63
 F20 WRIGHT STATE* W, 79-64
 F22 at Youngstown State* W, 69-60
 F24 at Cleveland State* W, 79-75 (2OT)
 F27 UW-GREEN BAY* W, 58-37
 M1 UW-MILWAUKEE* W, 76-74
 M8 Detroit** W, 58-55
 M11 at UW-Milwaukee** L, 52-69
 M21 vs. #20 Mississippi St.+ W, 47-46
 M23 vs. #14 Louisville+ W, 79-71
 M28 vs. #3 Oklahoma++ L, 54-65
MVP: Brandon Miller, Joel Cornette
All-Horizon League: Joel Cornette (2nd team, All-Defensive), Brandon Miller (2nd team, All-Defensive)
Varsity Award Winners: Darnell Archey, Joel Cornette, Lewis Curry, Nick Gardner, Andy Grunst, Ben Grunst, Bruce Horan, Jeff James, Duane Lightfoot, Jr., Brandon Miller, Mike Monserez, Mike Moore, Ryan Reynolds, Avery Sheets, Rob Walls, Ryan Murray (Mgr.), Brian Landwehr (Mgr.), Carl Heck (Mgr.), Brian Scheur (Mgr.), Vince Green (Mgr.)
 &Outrigger Hotels Rainbow Classic
 *Horizon League game.
 **Horizon League Tournament.
 %NCAA Tournament, Birmingham, Ala.
 %+NCAA "Sweet 16", Albany, N.Y.

2003-04
Record: 16-14 (8-8 Horizon)
Coach: Todd Lickliter

Captains: Mike Monserez, Duane Lightfoot
 N23 QUINCY W, 68-54
 N25 at Northern Iowa W, 56-54
 N30 MICHIGAN# L, 60-61 (OT)
 D3 at Ball State L, 61-63
 D6 EVANSVILLE W, 65-64
 D10 at Bradley L, 55-59
 D13 at Indiana L, 50-62
 D20 INDIANA STATE W, 57-39
 D22 UW-GREEN BAY* L, 63-70
 D27 at St. Louis L, 54-72
 J3 at Wright State* L, 39-51
 J8 at UW-Milwaukee* L, 59-71
 J10 at UW-Green Bay* L, 50-60
 J15 LOYOLA* W, 72-54
 J17 DETROIT* W, 70-69 (OT)
 J21 at Youngstown State* W, 67-66 (OT)
 J24 WRIGHT STATE* L, 53-54
 J29 CLEVELAND STATE* W, 61-43
 J31 UIC* L, 71-74 (OT)
 F4 IPFW W, 72-55
 F7 at Loyola* W, 74-67 (OT)
 F12 at Cleveland State* W, 57-56
 F14 at Detroit* L, 48-54
 F18 UW-MILWAUKEE* W, 75-58
 F21 OHIO% W, 64-63
 F25 YOUNGSTOWN STATE* W, 81-76
 F28 at UIC* L, 54-64
 M2 YOUNGSTOWN STATE** W, 88-57
 M5 UW-GREEN BAY** W, 72-50
 M6 UIC** L, 56-65
MVP: Mike Monserez
All-Horizon League: Mike Monserez (2nd Team)
Horizon League All-Tournament: Avery Sheets
Varsity Award Winners: Nick Brooks, Brandon Crone, Nick Gardner, Andy Grunst, Bruce Horan, Jeff James, Duane Lightfoot, Brian Ligon, Mike Monserez, James Parker, Ryan Reynolds, Avery Sheets, Jamie Smaligan, Carl Heck (Mgr.), Brian Landwehr (Mgr.), Vince Green (Mgr.)
 #Conseco Fieldhouse.
 *Horizon League game.
 **Horizon League Tournament.
 %BracketBuster Saturday.

2004-05
Record: 13-15 (7-9 Horizon)

Coach: Todd Lickliter
Captains: Avery Sheets, Bruce Horan
 N19 SOUTH DAKOTA STATE W, 80-52
 N22 GREENVILLE W, 79-43
 N27 MIAMI (OHIO) W, 61-48
 D2 at Ohio L, 58-64
 D7 at Bradley L, 66-75
 D11 at Indiana State L, 54-57
 D18 IPFW W, 73-39
 D22 BALL STATE W, 74-68
 D28 Richmond# L, 68-69
 D30 Eastern Washington# L, 62-67
 J6 UW-MILWAUKEE* L, 68-71 (OT)
 J8 UW-GREEN BAY* L, 50-57
 J13 at Loyola* W, 77-72 (OT)
 J15 at Detroit* L, 59-72
 J19 YOUNGSTOWN STATE* W, 50-37
 J22 WRIGHT STATE* L, 54-59
 J27 at Cleveland State* L, 57-77
 J29 at UIC* L, 49-73
 J31 at UW-Green Bay* W, 70-47
 F3 LOYOLA* W, 79-51
 F7 at Wright State* L, 55-61
 F10 CLEVELAND STATE* L, 56-65
 F12 DETROIT* W, 65-50
 F16 at UW-Milwaukee* L, 53-64
 F19 VALPARAISO% W, 72-69
 F23 at Youngstown State* W, 79-59
 F29 UIC* W, 86-82



ALL-TIME results

M1 at Wright State** L, 57-61
MVP: Brandon Polk
All-Horizon League: Brandon Polk (2nd Team, All-Newcomer Team)
Varsity Award Winners: Nick Brooks, Brandon Crone, A. J. Graves, Andy Grunst, Bruce Horan, Brian Ligon, Gary Patterson, Brandon Polk, Avery Sheets, Jamie Smalligan, Drew Streicher.
#Fiesta Bowl Classic, Tucson, Ariz.
%Bracket Buster Saturday game.
**Horizon League game.*
***Horizon League Tournament.*

2005-06

Record: 20-13 (11-5 Horizon)
NIT First Round

Coach: Todd Lickliter
Captains: Bruce Horan, Brandon Crone, Brian Ligon
 N13 UNC Wilmington# L, 59-75
 N14 Alabama State# W, 70-61
 N15 Lehigh# W, 66-41
 N22 at Ohio State L, 69-79 (OT)
 N26 at Michigan L, 74-78
 N30 TULANE W, 82-61
 D3 at Ball State W, 64-43
 D6 BRADLEY W, 70-60
 D17 INDIANA STATE L, 58-59
 D19 ELON W, 86-40
 D23 #18 Indiana+ L, 55-73
 D28 at South Dakota State W, 85-48
 J2 UIC* W, 75-56
 J7 at UW-Milwaukee* L, 59-64
 J14 DETROIT* W, 64-52
 J19 at Loyola* L, 64-74
 J21 at Youngstown State* L, 62-64
 J25 at Cleveland State* W, 55-51
 J28 WRIGHT STATE* W, 70-62
 J30 at UIC* W, 67-39
 F2 UW-GREEN BAY* W, 72-66 (OT)
 F4 UW-MILWAUKEE* W, 63-60 (OT)
 F8 CLEVELAND STATE* W, 78-49
 F11 at Wright State* L, 83-86 (2OT)
 F13 at UW-Green Bay* W, 63-57
 F16 LOYOLA* W, 62-50
 F18 at Kent State% L, 76-80 (OT)
 F22 YOUNGSTOWN STATE* W, 72-64
 F29 at Detroit* L, 71-73
 M4 UW-Green Bay** W, 73-51
 M7 at UW-Milwaukee** L, 71-87
 M14 MIAMI (OHIO)& W, 53-52
 M17 at Florida State& L, 63-67
MVP: Brandon Polk

All-Horizon League: Brandon Polk (1st Team)
HL All-Tournament: Brandon Polk
HL Player of the Year: Brandon Polk
HL Coach of the Year: Todd Lickliter
Varsity Award Winners: Julian Betko, Brandon Crone, A. J. Graves, Bruce Horan, Brian Ligon, Marcus Nellems, Brandon Polk, Avery Sheets, Ben Slaton, Drew Streicher, Chris Neumann (Mgr.), Boris Alosinac (Mgr.), Vince Green (Mgr.), Russell Sherman (Mgr.).
#--BCA Invitational, Laramie, Wyoming.
+--Conseco Fieldhouse, Indianapolis, Ind.
**--Horizon League game.*
***--Horizon League Tournament, U. S. Cellular Arena, Milwaukee, Wis.*
%--BracketBuster.
&--NIT game.


2006-07

Record: 29-7 (13-3 Horizon)
NCAA Sweet 16

Coach: Todd Lickliter
Captains: Brandon Crone, Brian Ligon
 N10 at Tulane W, 77-37

N13 Notre Dame# W, 71-69
 N14 Indiana# W, 60-55
 N18 ILLINOIS-SPRINGFIELD W, 62-56
 N22 #22 Tennessee## W, 56-44
 N24 #23 Gonzaga## W, 79-71
 N25 KENT STATE W, 83-80 (2OT)
 N29 at Valparaiso W, 60-47
 D2 CLEVELAND STATE W, 70-45
 D6 BALL STATE W, 65-41
 D9 at Indiana State L, 64-72
 D16 Purdue& W, 68-65
 D22 EVANSVILLE W, 76-65
 D30 at UW-Milwaukee* W, 55-50
 J6 WRIGHT STATE* W, 73-42
 J10 at UIC* L, 67-73 (OT)
 J13 SOUTH DAKOTA STATE W, 62-47
 J17 YOUNGSTOWN STATE* W, 67-39
 J20 UW-GREEN BAY* W, 80-59
 J25 at Loyola* W, 70-66 (OT)
 J27 at Detroit* W, 68-58
 J29 UIC* W, 71-45
 J31 at Youngstown State* W, 71-58
 F3 UW-MILWAUKEE* W, 66-47
 F8 at Cleveland State* W, 92-50
 F10 at Wright State* L, 65-77
 F13 FLORIDA GULF COAST W, 79-65
 F17 #16 SOUTHERN ILLINOIS% L, 64-68
 F19 at UW-Green Bay* W, 68-58
 F22 LOYOLA* L, 71-75
 F24 DETROIT* W, 56-36
 M3 Loyola** W, 67-66 (OT)
 M6 at Wright State** L, 55-60
 M15 Old Dominion+ W, 57-46
 M17 #18 Maryland+ W, 62-59
 M23 #3 Florida++ L, 57-65

MVP: Brandon Crone
NIT Season Tip-Off MVP: A. J. Graves
NIT Season Tip-Off All-Tournament: A. J. Graves, Julian Betko
All-Horizon League: A. J. Graves (1st Team), Mike Green (2nd Team, All-Newcomer), Pete Campbell (All-Newcomer)
HL All-Tournament: A. J. Graves, Brandon Crone
HL Newcomer of the Year: Mike Green
HL Coach of the Year: Todd Lickliter
NABC National Coach of the Year: Todd Lickliter
NABC All-America: A. J. Graves (H.M.)
A.P. All-America: A. J. Graves (H.M.)
Varsity Award Winners: Julian Betko, Pete Campbell, Brandon Crone, Elliot Engelmann, A. J. Graves, Mike Green, Brian Ligon, Marcus Nellems, Nick Rodgers, Ben Slaton, Drew Streicher, Willie Veasley, Chris Neumann (Mgr.), Tim Buchmeier (Mgr.), Erick Brown (Mgr.), David Moore-Beitler (Mgr.).
#--NIT Season Tip-Off, Conseco Fieldhouse, Indianapolis, Ind.
##--NIT Season Tip-Off, Madison Square Garden, New York, N.Y.
&--Wooden Tradition, Conseco Fieldhouse.
%--BracketBuster.
**--Horizon League game.*
***--Horizon League Tournament, Nutter Center, Dayton, Ohio.*
+--NCAA Midwest Regional, HSBC Arena, Buffalo, N.Y.
++--NCAA Midwest Regional, Edward Jones Dome, St. Louis, Mo.



Brad Stevens
2007-13

Record: 30-4 (16-2 Horizon)
NCAA Round of 32

Coach: Brad Stevens
Captains: A. J. Graves, Mike Green, Julian Betko, Drew Streicher, Pete Campbell
 N9 at Ball State W, 61-45
 N14 INDIANA STATE W, 76-48
 N17 at Evansville W, 60-47
 N21 Michigan# W, 79-65
 N22 Virginia Tech# W, 84-78 (OT)
 N24 Texas Tech# W, 81-71
 D1 OHIO STATE W, 65-46
 D6 at Detroit* W, 53-46
 D8 at Wright State* L, 42-43
 D15 Florida State& W, 79-68
 D19 BRADLEY W, 83-64
 D22 at Florida Gulf Coast W, 78-65
 D28 at Southern Illinois W, 57-55
 J5 VALPARAISO* W, 74-65
 J7 at Loyola* W, 66-55
 J10 GREEN BAY* W, 74-65
 J12 MILWAUKEE* W, 72-56
 J17 at Cleveland State* L, 52-56
 J19 at Youngstown State* W, 78-69
 J24 LOYOLA* W, 63-50
 J26 UIC* W, 73-57
 F5 at Valparaiso* W, 71-68
 F9 at Green Bay* W, 62-57
 F12 at Milwaukee* W, 83-75 (OT)
 F14 YOUNGSTOWN STATE* W, 89-73
 F16 CLEVELAND STATE* W, 51-46
 F20 at UIC* W, 51-46
 F23 #16/18 DRAKE% L, 64-71
 F28 WRIGHT STATE* W, 66-61
 M1 DETROIT* W, 65-31
 M8 UIC** W, 66-50
 M11 CLEVELAND STATE** W, 70-55
 M21 vs. South Alabama+ W, 81-61
 M23 vs. #5/6 Tennessee+L, 71-76 (OT)
MVP: Mike Green, A. J. Graves
Great Alaska Shootout MVP: Mike Green
Great Alaska Shootout All-Tournament: Mike Green, Pete Campbell, A. J. Graves
All-Horizon League: Mike Green (1st Team, All-Defensive), A. J. Graves (1st Team), Matt Howard (2nd Team, All-Newcomer), Drew Streicher (All-Defensive)
HL All-Tournament: Mike Green (MVP), Drew Streicher, Matt Howard
HL Player of the Year: Mike Green
HL Newcomer of the Year: Matt Howard
A. P. All-America: Mike Green (H.M.)
Varsity Award Winners: Alex Anglin, Julian

Betko, Pete Campbell, Elliot Engelmann, A. J. Graves, Mike Green, Zach Hahn, Matt Howard, Avery Jukes, Grant Leiendecker, Nick Rodgers, Ben Slaton, Drew Streicher, Shawn Vanzant, Willie Veasley, Chris Neumann (Mgr.), Erick Brown (Mgr.), Ryan McLaughlin (Mgr.).
#--Great Alaska Shootout, Anchorage, Alaska.
&--Wooden Tradition, Conseco Fieldhouse.
%--BracketBuster.
**--Horizon League game.*
***--Horizon League Tournament, Hinkle Fieldhouse, Indianapolis, Ind.*
+--NCAA Midwest Regional, BJCC, Birmingham, Ala.

2008-09
Record: 26-6 (15-3 Horizon)
NCAA First Round

Coach: Brad Stevens
 N15 at Drake W, 58-48
 N19 BALL STATE W, 64-55
 N22 IU-SOUTH BEND W, 87-33
 N26 NORTHWESTERN W, 57-53
 N29 EVANSVILLE W, 75-59
 D4 at Cleveland State* W, 50-48
 D6 at Youngstown State* W, 79-71
 D10 at Bradley W, 87-75
 D13 at #21 Ohio State L, 51-54
 D20 FLORIDA GULF COAST W, 73-53
 D23 at #14 Xavier W, 74-65
 D30 UAB W, 72-68
 J3 at Valparaiso* W, 75-62
 J8 WRIGHT STATE* W, 64-48
 J10 DETROIT* W, 54-50
 J15 at Loyola* W, 78-55
 J17 at UIC* W, 59-52
 J22 GREEN BAY* W, 68-59
 J24 MILWAUKEE* W, 78-48
 J30 VALPARAISO* W, 59-51
 F2 at Green Bay* L, 66-75
 F5 at Detroit* W, 66-61
 F7 at Wright State* W, 69-51
 F13 UIC* W, 80-61
 F15 LOYOLA* L, 67-71
 F18 at Milwaukee* L, 60-63
 F21 at Davidson% W, 75-63
 F26 YOUNGSTOWN STATE* W, 78-57
 F28 CLEVELAND STATE* W, 58-56
 M7 WRIGHT STATE** W, 62-57
 M10 CLEVELAND STATE** L, 54-57
 M19 vs. #20 LSU+ L, 71-75
All-Horizon League: Matt Howard (1st Team, All-Defensive), Gordon Hayward (1st Team, All-Newcomer), Shelvin Mack (All-Newcomer).
HL All-Tournament: Matt Howard, Shelvin Mack
HL Player of the Year: Matt Howard
HL Newcomer of the Year: Gordon Hayward
HL Coach of the Year: Brad Stevens
A. P. All-America: Matt Howard (H.M.)
Varsity Award Winners: Alex Anglin, Garrett Butcher, Zach Hahn, Gordon Hayward, Matt Howard, Avery Jukes, Grant Leiendecker, Shelvin Mack, Ronald Nored, Nick Rodgers, Shawn Vanzant, Willie Veasley, Erick Brown (Mgr.), Ryan McLaughlin (Mgr.).
**--Horizon League game.*
%--BracketBuster.
***--Horizon League Tournament, Hinkle Fieldhouse, Indianapolis, Ind.*
+--NCAA Tournament, Greensboro Coliseum, Greensboro, N.C.



ALL-TIME results

2009-10 Record: 33-5 (18-0 Horizon)

NCAA National Championship Game Coach: Brad Stevens

Table of 2009-10 season results including games against Davidson, Northwestern, Evansville, Minnesota, UCLA, Clemson, Ball State, Valparaiso, Georgetown, Ohio State, Xavier, UAB, Green Bay, Wright State, Detroit, Cleveland State, Youngstown State, Loyola, UIC, Siena, Valparaiso, Milwaukee, Wright State, Detroit, Loyola, Youngstown State, Cleveland State, UIC, Siena, Valparaiso, Milwaukee, Wright State, UTEP, Murray State, Syracuse, Kansas State, Michigan State, Duke.

All-Horizon League: Matt Howard (1st Team), Gordon Hayward (1st Team), Shelvin Mack (1st Team), Ronald Nored (All-Defensive), Willie Veasley (All-Defensive). HL All-Tournament: Matt Howard (MVP), Shelvin Mack, Gordon Hayward, Ronald Nored

HL Player of the Year: Gordon Hayward HL Co-Defensive Player of the Year: Ronald Nored

HL Coach of the Year: Brad Stevens

West Regional All-Tournament: Gordon Hayward, Shelvin Mack

Final Four All-Tournament: Gordon Hayward, Shelvin Mack

Varsity Award Winners: Alex Anglin, Garrett Butcher, Zach Hahn, Gordon Hayward, Matt Howard, Avery Jukes, Emerson Kampen, Grant Leiendecker, Shelvin Mack, Ronald Nored, Nick Rodgers, Andrew Smith, Chase Stigall, Shawn Vanzant, Willie Veasley, Erick Brown (Mgr.), Ryan McLaughlin (Mgr.), Scott Schmelzer (Mgr.), Eli Boyer (Mgr.)

*--Horizon League game. %--76 Classic, Anaheim, Calif. +--Jimmy V. Classic, Madison Square Garden, New York, N.Y.

#--BracketBusters. **--Horizon League Tournament, Hinkle Fieldhouse, Indianapolis, Ind. &--NCAA Tournament, San Jose, Calif. &&--NCAA West Regional, Salt Lake City, Utah (FF)--NCAA Final Four, Lucas Oil Stadium, Indianapolis, Ind.

2010-11 Record: 28-10 (13-5 Horizon)

NCAA National Championship Game Coach: Brad Stevens

Table of 2010-11 season results including games against MARIAN, Louisville, BALL STATE, Siena, EVANSVILLE, Loyola, Duke, Xavier, MISSISSIPPI VALLEY ST., STANFORD, Utah, Florida State, Washington State, Valparaiso, Milwaukee, Cleveland State, Wright State, Detroit, Green Bay, MILWAUKEE, Youngstown State, Cleveland State, UIC, WRIGHT STATE, DETROIT, Green Bay, UIC, LOYOLA, Cleveland State, Milwaukee, WRIGHT STATE, Penn State, PITTSBURGH.

All-Horizon League: Matt Howard (1st Team, All-Defensive), Shelvin Mack (2nd Team), Ronald Nored (All-Defensive)

HL All-Tournament: Matt Howard (MVP), Shelvin Mack, Shawn Vanzant

Southeast Regional All-Tournament: Matt Howard, Shelvin Mack

Final Four All-Tournament: Matt Howard, Shelvin Mack

Varsity Award Winners: Alex Anglin, Garrett Butcher, Erik Fromm, Zach Hahn, Chrishawn Hopkins, Matt Howard, Emerson Kampen, Grant Leiendecker, Shelvin Mack, Kyle Marshall, Ronald Nored, Andrew Smith, Chase Stigall, Shawn Vanzant, Ryan McLaughlin (Mgr.), Eli Boyer (Mgr.), Mason Dettmer (Mgr.), Scott Schmelzer (Mgr.), Michael Burke (Mgr.)

*--Horizon League game. +--IZOD Center, East Rutherford, N.J. #--Diamond Head Classic, Honolulu, Hawaii. **--Horizon League Tournament, U.S. Cellular Arena, Milwaukee, Wis. %--NCAA Tournament, Washington D.C. %%--NCAA Southeast Regional, New Orleans, La. (FF)--NCAA Final Four, Reliant Stadium, Houston, Texas

2011-12 Record: 22-15 (11-7 Horizon)

Table of 2011-12 season results including CBI Semifinals games against Evansville, CHATTANOOGA, LOUISVILLE, SAVANNAH STATE, GARDNER-WEBB.

Table of 2011-12 season results (continued) including games against Indiana, OAKLAND CITY, VALPARAISO, #8 XAVIER, Ball State, Purdue, Gonzaga, Stanford, GREEN BAY, MILWAUKEE, Wright State, Detroit, CLEVELAND STATE, Youngstown State, UIC, Loyola, Milwaukee, Green Bay, WRIGHT STATE, DETROIT, Youngstown State, Loyola, Indiana State, UIC, Valparaiso, WRIGHT STATE, Milwaukee, Valparaiso, DELAWARE, Penn State, PITTSBURGH.

All-Horizon League: Ronald Nored (2nd Team, All-Defensive), Roosevelt Jones (All-Newcomer).

HL Defensive Player of the Year: Ronald Nored.

Varsity Award Winners: Jackson Aldridge, Alex Barlow, Garrett Butcher, Erik Fromm, Chrishawn Hopkins, Roosevelt Jones, Elliott Kampen, Emerson Kampen, Kyle Marshall, Ronald Nored, Andy Smeathers, Andrew Smith, Chase Stigall, Kameron Woods, Michael Burke (Mgr.), Jared Todd (Mgr.), Mason Dettmer (Mgr.)

#--Close The Gap Crossroads Classic, Bankers Life Fieldhouse.

%--Sears BracketBusters X. **--Horizon League game.

--Horizon League Tournament. *--Horizon League Tournament, Valparaiso, Ind.

\$--College Basketball Invitational.

Atlantic 10 Conference - 2012-13

2012-13 Record: 27-9 (11-5 Atlantic 10) NCAA Round of 32

Table of 2012-13 season results including games against ELON, Xavier, Marquette, #9 North Carolina, Illinois, HANOVER, BALL STATE, IUPUI, Northwestern, #1 Indiana, EVANSVILLE, Vanderbilt, PENN, NEW ORLEANS, Saint Joseph's, Dayton, RICHMOND, #8 GONZAGA, La Salle, TEMPLE.

Table of 2012-13 season results (continued) including games against Saint Louis, RHODE ISLAND, ST. BONAVENTURE, George Washington, CHARLOTTE, Fordham, DUQUESNE, SAINT LOUIS, #25 VCU, Massachusetts, XAVIER, Dayton, La Salle, Saint Louis, Bucknell, #15 Marquette.

Atlantic 10 All-Conference: Rotnei Clarke (1st Team), Roosevelt Jones (All-Defensive), Kellen Dunham (All-Rookie), Andrew Smith (All-Academic).

Varsity Award Winners: Jackson Aldridge, Alex Barlow, Rotnei Clarke, Kellen Dunham, Erik Fromm, Roosevelt Jones, Elliott Kampen, Emerson Kampen, Kyle Marshall, Devontae Morgan, Andy Smeathers, Andrew Smith, Chase Stigall, Kameron Woods, Michael Burke (Mgr.), Jared Todd (Mgr.), Clayton Murphy (Mgr.), Christian Murphy (Mgr.)

%--Maui Invitational, Lahaina, Maui #--Close The Gap Crossroads Classic, Bankers Life Fieldhouse.

^--ESPN College GameDay. *--Atlantic 10 Conference game.

**--Atlantic 10 Conference Tournament, Barclays Center, Brooklyn, N.Y.

+--NCAA East Regional, Rupp Arena, Lexington, Ky.



Brandon Miller 2013-14

BIG EAST Conference - 2013-present

2013-14 Record: 14-17 (4-14 BIG EAST)

Table of 2013-14 season results including games against LAMAR, PRINCETON, VANDERBILT, Ball State, Washington State, #5 Oklahoma State, LSU, NORTH DAKOTA, MANCHESTER, Purdue, Evansville.



ALL-TIME results

D28 NJIT	W, 66-48
D31 #11 VILLANOVA*	L, 73-76 (OT)
J4 at Xavier*	L, 68-79
J9 DePAUL*	L, 94-99 (2OT)
J11 GEORGETOWN*	L, 67-70 (OT)
J14 at #20 Creighton*	L, 60-88
J18 MARQUETTE*	W, 69-57 (OT)
J21 at Providence*	L, 56-65
J25 ST. JOHN'S*	L, 52-69
J29 at Seton Hall*	W, 64-57
F4 at Marquette*	L, 62-69
F8 at Georgetown*	L, 63-71
F11 XAVIER*	L, 50-64
F13 CREIGHTON*	L, 63-68
F18 at St. John's*	L, 52-77
F23 PROVIDENCE*	L, 81-87
F26 at Villanova*	L, 48-67
M6 at DePaul*	W, 79-46
M8 SETON HALL*	W, 71-54
M12 Seton Hall**	L, 50-51

All-BIG EAST: Kellen Dunham (2nd Team), Andrew Chrabascz (All-Rookie)

Varsity Award Winners: Jackson Aldridge, Alex Barlow, Steven Bennett, Nolan Berry, Elijah Brown, Andrew Chrabascz, Kellen Dunham, Erik Fromm, Elliott Kampen, Khyle Marshall, Michael Volovic, Kameron Woods, Jared Todd (Mgr.), Clayton Young (Mgr.), Matt Richter (Mgr.), Brad Parish (Mgr.), Christian Murphy (Mgr.), Matt Qualters (Mgr.), Jacob Spielburg (Mgr.), Patrick Baker (Mgr.).

%Old Spice Classic, Orlando, Fla.
#Close the Gap Crossroads Classic, Bankers Life Fieldhouse.

*BIG EAST game.
**BIG EAST Tournament, Madison Square Garden, New York

J6 PROVIDENCE*	L, 62-66
J10 XAVIER*	W, 88-76
J13 at #21/21 Seton Hall*	W, 79-75 (OT)
J17 at Georgetown*	L, 59-61
J21 CREIGHTON*	W, 64-61
J25 #24 SETON HALL*	W, 77-57
J31 at Marquette*	W, 72-68 (OT)
F3 ST. JOHN'S*	W, 85-62
F7 DePAUL*	W, 83-73
F14 #6/6 VILLANOVA*	L, 65-68
F16 at Creighton*	W, 58-56
F21 at Xavier*	L, 56-73
F25 MARQUETTE*	W, 73-52
F28 at DePaul*	W, 67-53
M3 GEORGETOWN*	L, 54-60
M7 at #24/23 Providence*	W, 68-64
M12 vs. Xavier**	L, 61-67 (OT)
M19 vs. Texas+	W, 56-48
M21 vs. #8 Notre Dame+L	64-67 (OT)

All-BIG EAST: Kellen Dunham (1st Team), Roosevelt Jones (2nd Team), Alex Barlow (Sportsmanship Award and Scholar-Athlete of the Year)

Varsity Award Winners: Jackson Aldridge, Alex Barlow, Steven Bennett, Andrew Chrabascz, Jackson Davis, Kellen Dunham, Austin Etherington, Roosevelt Jones, Kelan Martin, Trey Pettus, Tyler Wideman, Kameron Woods, Clayton Young (Mgr.), Matt Richter (Mgr.), Brad Parrish (Mgr.), Christian Murphy (Mgr.), Matt Qualters (Mgr.), Jacob Spielburg (Mgr.), Patrick Baker (Mgr.), Evan Underwood (Mgr.), Davis Furman (Mgr.).

%Battle 4 Atlantis, Nassau, Bahamas
#Crossroads Classic, Bankers Life Fieldhouse.
*BIG EAST game.
**BIG EAST Tournament, Madison Square Garden, New York
+NCAA Tournament

**2015-16
Record: 22-11 (10-8 BIG EAST)
NCAA Round of 32**

Coach: Chris Holtmann

N14 CITADEL	W, 144-71
N19 vs. Missouri State%	W, 93-59
N20 vs. Temple%	W, 74-69
N22 vs. Miami (Fla.)%	L, 75-85
N28 SIUE	W, 89-73
D2 at #17/17 Cincinnati	W, 78-76
D5 INDIANA STATE	W, 85-71
D7 VMI	W, 93-66
D12 TENNESSEE	W, 94-86
D19 vs. #9/8 Purdue#	W, 74-68
D22 SOUTHERN UTAH	W, 88-52
D28 IU/PUI	W, 92-54
D31 #12/13 PROVIDENCE*	L, 73-81
J2 at #6/6 Xavier*	L, 69-88
J5 at DePaul*	W, 77-72
J10 #11/13 VILLANOVA*	L, 55-60
J16 ST. JOHN'S*	W, 78-58
J19 at #16/17 Providence*	L, 68-71
J23 at Creighton*	L, 64-72
J27 DePAUL*	W, 67-53
J30 at Marquette*	L, 69-75
F2 GEORGETOWN*	W, 87-76
F6 at St. John's*	W, 89-56
F10 at Seton Hall*	W, 81-75
F13 #5/4 XAVIER*	L, 57-74
F16 CREIGHTON*	W, 88-75
F20 at #1/1 Villanova*	L, 67-77
F27 at Georgetown*	W, 90-87 (OT)
M2 SETON HALL*	W, 85-78
M5 MARQUETTE*	W, 95-74
M10 vs. Providence**	L, 60-74
M17 vs. Texas Tech+	W, 71-61
M19 vs. #4/5 Virginia+	L, 69-77

All-BIG EAST: Roosevelt Jones (2nd),

Kelan Martin (2nd), Kellen Dunham (Honorable Mention and Sportsmanship Award and Scholar-Athlete of the Year)

Varsity Award Winners: Steven Bennett, Andrew Chrabascz, Jackson Davis, Kellen Dunham, Austin Etherington, Nate Fowler, Jordan Gathers, Roosevelt Jones, Tyler Lewis, Kelan Martin, Trey Pettus, Tyler Wideman, Clayton Young (Mgr.), Matt Richter (Mgr.), Brad Parrish (Mgr.), Christian Murphy (Mgr.), Matt Qualters (Mgr.), Jacob Spielburg (Mgr.), Patrick Baker (Mgr.), Evan Underwood (Mgr.), Davis Furman (Mgr.), Adam Owens (Mgr.), Sam Sturtevant (Mgr.)

%Puerto Rico Tip-Off; San Juan
#Crossroads Classic, Bankers Life Fieldhouse.
*BIG EAST game.
**BIG EAST Tournament, Madison Square Garden, New York
+NCAA Tournament

**2016-17
Record: 25-9 (12-6 BIG EAST)
NCAA Sweet 16**

Coach: Chris Holtmann

N12 NORTHERN COLORADO	W, 89-52
N16 NORTHWESTERN\$	W, 70-68
N19 BUCKNELL%	W, 86-60
N21 NORFOLK STATE%	W, 91-55
N24 vs. Vanderbilt%	W, 76-66
N25 vs. #8/9 Arizona%	W, 69-65
N28 at Utah	W, 68-59
D3 CENTRAL ARKANSAS	W, 82-58
D7 at Indiana State	L, 71-72
D10 #22/23 CINCINNATI	W, 75-65
D17 vs. #9/9 Indiana	W, 83-78
D21 VERMONT	W, 81-69
D29 at St. John's*	L, 73-76
J1 PROVIDENCE*	W, 78-61
J4 #1/1 VILLANOVA*	W, 66-58
J7 at Georgetown*	W, 85-76 (OT)
J11 at #8/8 Creighton*	L, 64-75
J14 #15/14 XAVIER*	W, 83-78
J16 MARQUETTE*	W, 88-80
J21 at DePaul*	W, 70-69 (OT)
J25 at Seton Hall*	W, 61-54
J28 GEORGETOWN*	L, 81-85
J31 #22/22 CREIGHTON*	L, 67-76
F7 at Marquette*	W, 68-65
F11 at Providence*	L, 65-71
F15 ST. JOHN'S*	W, 110-86
F19 DEPAUL*	W, 82-66
F22 at #2/2 Villanova*	W, 74-66
F26 at Xavier*	W, 88-79
M4 SETON HALL*	L, 64-70
M9 vs. Xavier**	L, 57-62
M16 vs. Winthrop+	W, 76-64
M18 vs. r/v/25 Middle Tenn. St. +	W, 74-65
M24 vs. #6/8 North Carolina+	L, 80-92

All-BIG EAST: Andrew Chrabascz (1st), Kelan Martin (2nd), Kamar Baldwin (All-Newcomer Team)

Varsity Award Winners: Henry Baddley, Kamar Baldwin, Steven Bennett, Andrew Chrabascz, Nate Fowler, Tyler Lewis, Kelan Martin, Sean McDermott, Trey Pettus, Kethan Savage, Tyler Wideman, Avery Woodson, Davis Furman (Mgr.), Damon Rector (Mgr.), Matthew Mace (Mgr.), Landon Mundell (Mgr.), Clay Hypes (Mgr.), Adam Owens (Mgr.), Matt Qualters (Mgr.), Patrick Baker (Mgr.), Sam Sturtevant (Mgr.), Evan Underwood (Mgr.).

\$ Gavitt Games, Indianapolis
%Continental Tire Las Vegas Invitational
#Crossroads Classic, Bankers Life Fieldhouse.
*BIG EAST game.
**BIG EAST Tournament, Madison Square Garden, New York
+NCAA Tournament



**LaVall Jordan
2017-pres.**

**2017-18
Record: 21-14 (9-9 BIG EAST)
NCAA Round of 32**

Coach: LaVall Jordan

N10 KENNESAW STATE	W, 82-64
N12 PRINCETON	W, 85-75
N15 at Maryland\$	L, 65-79
N18 FURMAN	W, 82-65
N23 vs. Texas%	L, 48-61
N24 vs. Portland State%	W, 71-69
N26 vs. Ohio State%	W, 67-66 (OT)
D2 SAINT LOUIS	W, 75-45
D5 UTAH	W, 81-69
D9 YOUNGSTOWN STATE	W, 95-67
D16 vs. #17/17 Purdue#	L, 67-82
D19 MOREHEAD STATE	W, 85-69
D21 WESTERN ILLINOIS	W, 107-46
D27 at Georgetown*	W, 91-86 (2OT)
D30 #1/1 VILLANOVA*	W, 101-93
J2 at #5/4 Xavier*	L, 79-86
J6 #21/21 SETON HALL*	L, 87-90
J9 at #25/22 Creighton*	L, 74-85
J12 MARQUETTE*	W, 94-83
J15 at Providence*	L, 60-70
J20 at DePaul*	W, 79-67
J27 ST. JOHN'S*	W, 70-45
J31 at Marquette*	W, 92-72
F3 DEPAUL*	W, 80-57
F6 #5/5 XAVIER*	L, 93-98 (OT)
F10 at #1/1 Villanova*	L, 75-86
F13 GEORGETOWN*	L, 83-87
F17 PROVIDENCE*	W, 69-54
F20 CREIGHTON*	W, 93-70
F28 at St. John's*	L, 68-75 (2OT)
M3 at Seton Hall*	L, 70-77
M8 vs. Seton Hall**	W, 75-74
M9 vs. #2/3 Villanova**	L, 68-87
M16 vs. Arkansas+	W, 79-62
M18 vs. 10/11 Purdue+	L, 73-76

All-BIG EAST: Kelan Martin (1st), Kamar Baldwin (All-Tournament Team), Tyler Wideman (Sportsmanship Award)

Varsity Award Winners: Henry Baddley, Kamar Baldwin, Joey Brunk, Christian David, Campbell Donovan, Nate Fowler, Jerald Gillens-Butler, Paul Jorgensen, Kelan Martin, Sean McDermott, Aaron Thompson, Tyler Wideman, Justin Curtis (Mgr.), Davis Furman (Mgr.), Clay Hypes (Mgr.), Matthew Mace (Mgr.), Connor Oswald (Mgr.), Adam Owens (Mgr.), Damon Rector (Mgr.), Logan Sanford (Mgr.), Sam Sturtevant (Mgr.), Evan Underwood (Mgr.), Perry Waggoner (Mgr.), Noah Weiss (Mgr.).



**Chris Holtmann
2014-17**

**2014-15
Record: 23-11 (12-6 BIG EAST)
NCAA Round of 32**

Coach: Chris Holtmann

N15 MAINE	W, 99-57
N18 CHATTANOOGA	W, 70-48
N22 LOYOLA (MD.)	W, 80-39
N26 vs. #5/6 North Carolina%	W, 74-66
N27 vs. #rv/21 Oklahoma%	L, 46-59
N28 vs. Georgetown%	W, 64-58
D3 at Indiana State	W, 77-54
D6 NORTHWESTERN	W, 65-56
D8 KENNESAW STATE	W, 93-51
D14 at Tennessee	L, 55-67
D20 vs. Indiana#	L, 73-82
D22 UT-MARTIN	W, 64-37
D28 BELMONT	W, 67-56
D31 at #6/5 Villanova*	L, 55-67
J3 at #15/17 St. John's*	W, 73-69



BUTLER RECORDS

ALL-TIME results

\$Gavitt Games
 %PK80 Tournament, Portland, Ore.
 #Crossroads Classic, Bankers Life Fieldhouse
 *BIG EAST game
 **BIG EAST Tournament, Madison Square Garden, New York
 +NCAA Tournament

2018-19

Record: 16-17 (7-11 BIG EAST)
NIT First Round

Coach: LaVall Jordan
 N10 MIAMI (OHIO) W, 90-68
 N12 DETROIT MERCY W, 84-63
 N16 OLE MISS W, 83-76
 N21 vs. Dayton% L, 64-69
 N22 vs. Middle Tennessee% W, 84-53
 N23 vs. Florida% W, 61-54
 D1 at Saint Louis L, 52-64
 D5 BROWN W, 70-55
 D8 NORTHERN ILLINOIS W, 95-68
 D15 vs. #25/RV Indiana# L, 68-71
 D18 PRESBYTERIAN W, 76-67
 D21 UC-IRVINE W, 71-54
 D29 at Florida L, 43-77
 J2 GEORGETOWN* L, 76-84
 J5 CREIGHTON* W, 84-69
 J9 at Seton Hall* L, 75-76
 J13 at Xavier* L, 69-70
 J16 at DePaul* W, 87-69
 J19 ST. JOHN'S* W, 80-71
 J22 #18/18 VILLANOVA* L, 72-80
 J25 at Creighton* L, 61-75
 J30 #10/9 MARQUETTE* L, 58-76
 F2 SETON HALL* W, 70-68
 F9 at Georgetown* W, 73-69
 F12 at St. John's* L, 73-77 (OT)
 F16 DEPAUL* W, 91-78
 F20 at #11/10 Marquette* L, 69-79
 F26 PROVIDENCE* L, 67-73 (OT)
 M2 at Villanova* L, 54-75
 M5 XAVIER* W, 71-66
 M9 at Providence* L, 70-83
 M13 vs. Providence** L, 57-80
 M20 at Nebraska+ L, 76-80

N25 vs. Missouri% W, 63-52
 N26 vs. Stanford% W, 68-67
 D3 at Ole Miss W, 67-58
 D7 FLORIDA W, 76-62
 D10 at #11/11 Baylor! L, 52-53
 D14 SOUTHERN W, 66-41
 D21 vs. Purdue# W, 70-61
 D28 LOUISIANA-MONROE W, 67-36
 D31 at St. John's* W, 60-58
 J4 CREIGHTON* W, 71-57
 J10 at Providence* W, 70-58
 J15 #18/18 SETON HALL* L, 70-78
 J18 at DePaul* L, 66-79
 J21 at #9/11 Villanova* L, 61-76
 J24 MARQUETTE* W, 89-85 (OT)
 J28 at Georgetown* W, 69-64
 F1 PROVIDENCE* L, 61-65
 F5 #10/12 VILLANOVA* W, 79-76
 F9 at Marquette* L, 57-76
 F12 XAVIER* W, 66-61
 F15 GEORGETOWN* L, 66-73
 F19 at #16/14 Seton Hall* L, 72-74
 F23 at #15/15 Creighton* L, 59-81
 F29 DEPAUL* W, 60-42
 M4 ST. JOHN'S* W, 77-55
 M7 at Xavier* W, 72-71

---season canceled March 12, 2020 due to COVID-19 pandemic

All-BIG EAST: Kamar Baldwin (1st), Kamar Baldwin (Scholar-Athlete of the Year), Kamar Baldwin (Sportsmanship Award - tie)
Varsity Award Winners: Henry Baddley, Kamar Baldwin, Khalif Battle, Christian David, Bryce Golden, Markeese Hastings, Sean McDermott, John-Michael Mulloy, Bryce Nze, Derrik Smits, Aaron Thompson, Jordan Tucker, Kai Bates-Diop (Mgr.), Justin Curts (Mgr.), Ryan Dunn (Mgr.), Jack Hoaglin (Mgr.), Jacob Lindsey (Mgr.), Matthew Mace (Mgr.), Norman Miller (Mgr.), Ethan Paff (Mgr.), Satchel Stern (Mgr.), Jordan Vergollo (Mgr.), Noah Weiss (Mgr.), Will Weiss (Mgr.).

%Hall of Fame Classic, Kansas City, Mo.
 \$Gavitt Games
 !BIG EAST-Big 12 Battle
 #Crossroads Classic, Bankers Life Fieldhouse
 *BIG EAST game

All-BIG EAST: Kamar Baldwin (2nd), Nate Fowler (Sportsmanship Award), Paul Jorgensen (Sixth Man)

Varsity Award Winners: Henry Baddley, Kamar Baldwin, Joey Brunk, Christian David, Campbell Donovan, Nate Fowler, Jerald Gillens-Butler, Bryce Golden, Paul Jorgensen, Sean McDermott, Aaron Thompson, Jordan Tucker, Justin Curts (Mgr.), Ryan Dunn (Mgr.), Jack Hoaglin (Mgr.), Clay Hypes (Mgr.), Matthew Mace (Mgr.), Norman Miller (Mgr.), Connor Oswald (Mgr.), Adam Owens (Mgr.), Ethan Paff (Mgr.), Damon Rector (Mgr.), Dylan Sandhu (Mgr.), Sam Sturtevant (Mgr.), Jordan Vergollo (Mgr.), Noah Weiss (Mgr.).

%Battle 4 Atlantis, Nassau, Bahamas
 #Crossroads Classic, Bankers Life Fieldhouse
 *BIG EAST game
 **BIG EAST Tournament, Madison Square Garden, New York
 +NIT

2019-20

Record: 22-9 (10-8 BIG EAST)

Coach: LaVall Jordan
 N6 IUPUI W, 80-47
 N9 NEW ORLEANS W, 79-53
 N12 MINNESOTA\$ W, 64-56
 N16 WOFFORD% W, 80-61
 N22 MOREHEAD STATE% W, 68-50