



BUTLER
30



TM

BUTLER 2017-2018 BASKETBALL

MEDIA GUIDE



KOBE A.D.
MAMBA MENTALITY

NIKE.COM/BASKETBALL



Butler Basketball

QUICK FACTS

Butler University

Location Indianapolis, Ind.
 Founded 1855
 Enrollment 4,200 undergraduates
 Nickname Bulldogs
 Colors Blue and White
 Conference BIG EAST
 Home Court Hinkle Fieldhouse (9,100)
 President James Danko
 Director of Athletics Barry Collier
 Athletic Dept. Phone (317) 940-9375
 Ticket Office Phone (317) 940-3647

Coaching Staff

Head Coach:..... LaVall Jordan (Butler, 2001)
 Record at Butler (Yrs.)..... First Season
 Career Record (Yrs.) 11-24 (1)
 Office Phone..... (317) 940-9377

Assistant Coaches:
 Jeff Meyer (Taylor, 1976)
 Omar Lowery (Concordia, 2002)
 Emerson Kampen (Butler, 2013)

Coordinator of Basketball Operations:
 Brandon Crone (Butler, 2007)
 Basketball Analyst:
 Will Vergollo (Michigan, 2010)

Team Information

2016-17 Overall Record 25-9
 Home 13-3
 Away 7-4
 Neutral 5-2
 2016-17 BIG EAST Record 12-6
 Home 6-3
 Away 6-3
 League Regular Season Finish 2nd
 League Tournament Finish Quarterfinals
 2017 Postseason NCAA Sweet 16
 Final AP Ranking 21
 Final USA Today Coaches Ranking 19

Team History

First Year of Basketball 1892-93
 All-Time Record 1565-1113 (119 seasons)
 Years in NCAA Tournament/Last 15/2017
 Best Finish National Finalist (2010 & 2011)
 Years in NIT/Last 8/2006
 Best Finish Quarterfinals (1999)
 Years in CBI/Last 1/2012
 Best Finish Semifinals (2012)

Athletics Communications

Associate AD/MBB Contact John Dedman
 Office Phone (317) 940-9414
 Cell Phone (317) 491-5462
 E-Mail jdedman@butler.edu
 Assistant SID Kit Stetzel
 E-Mail cbstetzel@butler.edu
 Press Row Phone (317) 940-9817
 Website www.butlersports.com
 Twitter @ButlerMBB | @ButlerAthletics



2017-18 Butler Men's Basketball Schedule

Date	Opponent	Time (ET)
October		
28	HANOVER (Exhibition)	2 p.m.
November		
4	LINCOLN MEMORIAL (Exhibition)	7 p.m.
10	KENNESAW STATE (FCS)	7 p.m.
12	PRINCETON (CBSSN)	6 p.m.
15	at Maryland (FS1) - Gavitt Tip-Off Games	8:30 p.m.
18	FURMAN (FS2) - PK80: Phil Knight Invitational	2 p.m.
23	vs. Texas (ESPN2) - PK80: Phil Knight Invitational	7 p.m.
24	vs. Duke or Portland State (ESPN) - PK80: Phil Knight Invitational	TBD
26	vs. TBD (TBD)	TBD
December		
2	SAINT LOUIS (FS1)	2 p.m.
5	UTAH (FS1)	9 p.m.
9	YOUNGSTOWN STATE (FSN)	Noon
16	vs. Purdue (FOX) - Crossroads Classic	Noon
19	MOREHEAD STATE (FS1)	8:30 p.m.
21	WESTERN ILLINOIS (FSN)	7 p.m.
27	at Georgetown* (FS1)	6:30 p.m.
30	VILLANOVA* (CBS)	4 p.m.
January		
2	at Xavier* (FS1)	7 p.m.
6	SETON HALL* (FS1)	2:30 p.m.
9	at Creighton* (FS1)	8:30 p.m.
12	MARQUETTE* (FS1)	6:30 p.m.
15	at Providence* (FS1)	4:30 p.m.
20	at DePaul* (FS1)	2 p.m.
27	ST JOHN'S* (FS1)	2:30 p.m.
31	at Marquette* (FS1)	9 p.m.
February		
3	DEPAUL* (FS1)	Noon
6	XAVIER* (FS1)	6:30 p.m.
10	at Villanova* (FOX)	Noon
13	GEORGETOWN* (CBSSN)	6:30 p.m.
17	PROVIDENCE* (FOX)	Noon
20	CREIGHTON* (FS1)	7 p.m.
28	at St. John's* (CBSSN)	9 p.m.
March		
3	at Seton Hall* (TBA)	TBD
7-10	at BIG EAST Tournament**	

*--BIG EAST game

**--BIG EAST Tournament Presented by New York Life, Madison Square Garden, New York, N.Y.



Butler Basketball



Butler Basketball Radio Network

THE HOME OF BUTLER BASKETBALL

1070 The Fan and 107.5 FM serve as the flagship station for Butler regular season and postseason men's basketball games for the seventh consecutive season.

Play-by-play broadcast duties for the Butler games this season will be handled by Mark Minner, a 2012 Butler graduate, while former Butler basketball player Nick Gardner returns as analyst.



Mark Minner (right) begins his fifth season as the "Voice of the Bulldogs," while Nick Gardner (left) returns for his 12th season on Butler's broadcast team.



2017-18 Bulldogs





2017-18 Bulldogs

ROSTER

Numerical

No.	Name	Pos.	Ht.	Wt.	Yr.	Hometown (High School/Previous School)
0	Campbell Donovan	G	5-11	165	Fr.	Fort Wayne, Ind. (Bishop Dwenger)
2	Aaron Thompson	G	6-2	190	Fr.	Glenn Dale, Md. (Paul VI Catholic)
3	Kamar Baldwin*	G	6-1	170	So.	Winder, Ga. (Apalachee)
4	Tyler Wideman***	F	6-8	240	Sr.	Schererville, Ind. (Lake Central)
5	Paul Jorgensen	G	6-2	185	R-Jr.	New City, N.Y. (Don Bosco Prep/George Washington)
20	Henry Baddley*	G/F	6-4	175	So.	Wadsworth, Ohio (St. Vincent St. Mary)
21	Jerald Gillens-Butler	G/F	6-4	235	Fr.	Fort Lauderdale, Fla. (Calvary Christian Academy)
22	Sean McDermott*	G/F	6-6	190	R-So.	Anderson, Ind. (Pendleton Heights)
25	Christian David	G/F	6-6	215	Fr.	Milton, Ontario (George Washington)
30	Kelan Martin***	F	6-7	220	Sr.	Louisville, Ky. (Ballard)
50	Joey Brunk*	F/C	6-11	240	So.	Indianapolis, Ind. (Southport)
51	Nate Fowler**	C	6-10	240	Jr.	Cincinnati, Ohio (Moeller)

*—Varsity letters earned at Butler

Alphabetical

No.	Name	Pos.	Ht.	Wt.	Yr.	Hometown (High School/Previous School)
20	Henry Baddley*	G/F	6-4	175	Fr.	Wadsworth, Ohio (St. Vincent St. Mary)
3	Kamar Baldwin*	G	6-1	170	So.	Winder, Ga. (Apalachee)
50	Joey Brunk*	F/C	6-11	240	So.	Indianapolis, Ind. (Southport)
25	Christian David	G/F	6-6	215	Fr.	Milton, Ontario (George Washington)
0	Campbell Donovan	G	5-11	165	Fr.	Fort Wayne, Ind. (Bishop Dwenger)
51	Nate Fowler**	C	6-10	240	Jr.	Cincinnati, Ohio (Moeller)
21	Jerald Gillens-Butler	G/F	6-4	235	Fr.	Fort Lauderdale, Fla. (Calvary Christian Academy)
5	Paul Jorgensen	G	6-2	185	R-Jr.	New City, N.Y. (Don Bosco Prep/George Washington)
30	Kelan Martin***	F	6-7	220	Sr.	Louisville, Ky. (Ballard)
22	Sean McDermott*	G/F	6-6	190	R-So.	Anderson, Ind. (Pendleton Heights)
2	Aaron Thompson	G	6-2	190	Fr.	Glenn Dale, Md. (Paul VI Catholic)
4	Tyler Wideman***	F	6-8	240	Sr.	Schererville, Ind. (Lake Central)

Head Coach: LaVall Jordan (Butler, 2001 / First Season as Butler Head Coach)

Assistant Coaches:

Jeff Meyer (Taylor, 1976 / Fourth Season as Assistant Coach at Butler - including 2001-04)

Omar Lowery (Concordia University Wisconsin, 2002 / First Season at Butler)

Emerson Kampen (Butler, 2013 / Second Season as Assistant Coach / Fourth Season on Butler Staff)

Coordinator of Basketball Operations: Brandon Crone (Butler, 2007)

Basketball Analyst: Will Vergollo (Michigan, 2010)

Men's Basketball Athletic Trainer: Ryan Galloy (Butler, 2000)

Pronunciation Guide:

Wideman - WIDE-mun **Gillens-Butler** - GILL-ens **Kelan (Martin)** - KEY-lun **LaVall (Jordan)** - Luh-VAL **Vergollo** - VUR-go-low



2017-18 Bulldogs



#0 CAMPBELL DONOVAN
G • 5-11 • 165 • Fr. • Ft. Wayne, Ind.



#2 AARON THOMPSON
G • 6-2 • 190 • Fr. • Glenn Dale, Md.



#3 KAMAR BALDWIN
G • 6-1 • 170 • So. • Winder, Ga.



#4 TYLER WIDEMAN
F • 6-8 • 240 • Sr. • Schererville, Ind.



#5 PAUL JORGENSEN
G • 6-2 • 185 • R-Jr. • New City, N.Y.



#20 HENRY BADDLEY
G/F • 6-4 • 175 • So. • Wadsworth, Ohio



#21 JERALD GILLENS-BUTLER
G/F • 6-4 • 235 • Fr. • Ft. Lauderdale, Fla.



#22 SEAN McDERMOTT
G/F • 6-6 • 190 • R-So. • Anderson, Ind.



#25 CHRISTIAN DAVID
G/F • 6-6 • 215 • Fr. • Milton, Ontario



#30 KELAN MARTIN
F • 6-7 • 220 • Sr. • Louisville, Ky.



#50 JOEY BRUNK
F/C • 6-11 • 240 • So. • Indianapolis, Ind.



#51 NATE FOWLER
C • 6-10 • 240 • Jr. • Cincinnati, Ohio



LaVALL JORDAN
Head Coach



2017-18 Bulldogs



#3 KAMAR BALDWIN

G, 6-1, 170, So.
Winder, Ga.
Apalachee

Human Movement Health
Science Education Major

Category	2016-17	Career
Double-Figures Scoring	18	18
Double-Figures Rebounding	1	1
Games Scoring 20+ Points	1	1
Led Butler in Scoring	3	3
Led Butler in Rebounding	4	4

Best Performances

Points

2016-17/Career: 21, vs. Xavier, 1/14/17

Field Goals

2016-17/Career: 8 (twice), most recently at Xavier, 2/26/17

Field Goal Attempts

2016-17/Career: 15, at Xavier, 2/26/17

3-Point Field Goals

2016-17/Career: 3, at Georgetown, 1/7/17

3-Point Field Goal Attempts

2016-17/Career: 6 (four times), most recently vs. Xavier, 3/9/17

Free Throws

2016-17/Career: 8, vs. Xavier, 1/14/17

Free Throw Attempts

2016-17/Career: 8, vs. Xavier, 1/14/17

Rebounds

2016-17/Career: 11, at Providence, 2/11/17

Assists

2016-17/Career: 4, vs. Middle Tennessee State, 3/18/17

Steals

2016-17/Career: 5 (twice), most recently at Xavier, 2/26/17

Blocked Shots

2016-17/Career: 4, at Marquette, 2/7/17

Minutes

2016-17/Career: 41, at Georgetown, 1/7/17

Quick Hits:

- Unanimous selection to the 2016-17 BIG EAST All-Freshman Team
- Scored career-high 21 points (all in the second half) in the Jan. 14 win over Xavier
- Pulled down a career-best 11 rebounds at Providence Feb. 11
- Posted double figures in 18 games; posted career-high five steals twice
- 59 steals are eighth on Butler's single-season list; fourth in BIG EAST in 2016-17
- Team's third-leading scorer in 2016-17
- His 345 points are eighth-best in Butler history for a freshman
- Two-time BIG EAST Freshman of the Week (Jan. 23, Dec. 19)
- Hit the game-winning shot with 0.4 seconds remaining against Northwestern Nov. 16
- Named to the Las Vegas Invitational All-Tournament Team
- Twice named Georgia's Region 8-AAAAA Player of the Year
- Three-time All-State selection
- In his career at Apalachee, he scored 2,593 points (most ever by a Barrow County player) and had 1,002 rebounds and 337 assists
- Four-year starter who led Apalachee High School to three state tournament appearances, including a "Sweet 16" berth in 2015
- Averaged double-double as a senior, junior and sophomore, including 29.6 points, 10.8 rebounds and 4.5 assists per game as a senior
- Three-star recruit as rated by Rivals, Scout, ESPN and 24/7 Sports
- Ranked 123rd nationally by Rivals
- Played on the AAU circuit with the Atlanta Celtics

2016-17 GAME-BY-GAME...

Opponent	Date	gs	min	Total		3-Pointers		Free throws		Rebounds				pf	a	t/o	blk	stl	pts
				fg-fga	pct	3fg-fga	pct	ft-fa	pct	off	def	tot	avg						
NORTHERN COLORADO	11/12/16	21	5-9	.556	1-3	.333	0-0	.000	0	1	1	1.0	2	1	0	0	2	11	
NORTHWESTERN	11/16/16	28	5-8	.625	1-2	.500	0-0	.000	0	3	3	2.0	1	3	1	1	3	11	
BUCKNELL	11/19/16	19	4-5	.800	2-2	1.000	0-0	.000	0	3	3	2.3	1	2	1	1	1	10	
NORFOLK STATE	11/21/16	15	2-3	.667	0-1	.000	1-1	1.000	0	3	3	2.5	3	3	2	2	3	5	
vs Vanderbilt	11/24/16	27	5-7	.714	2-3	.667	0-0	.000	0	1	1	2.2	3	1	1	0	1	12	
vs Arizona	11/25/16	22	3-8	.375	0-0	.000	5-6	.833	0	3	3	2.3	3	0	3	0	2	11	
at Utah	11/28/16	21	2-8	.250	0-3	.000	0-0	.000	0	2	2	2.3	1	0	0	0	4	4	
CENTRAL ARKANSAS	12/3/16	16	2-6	.333	1-4	.250	0-0	.000	0	1	1	2.1	0	2	3	0	1	5	
at Indiana State	12/7/16	24	3-6	.500	0-0	.000	0-0	.000	0	1	1	2.0	1	0	4	0	5	6	
CINCINNATI	12/10/16	* 24	3-6	.500	1-1	1.000	1-2	.500	0	7	7	2.5	2	0	3	1	0	8	
vs Indiana	12/17/16	* 29	5-10	.500	2-4	.500	2-2	1.000	0	5	5	2.7	3	0	0	1	0	14	
VERMONT	12/21/16	* 23	1-1	1.000	0-0	.000	0-0	.000	0	4	4	2.8	2	1	0	0	2	2	
at St. John's	12/29/16	* 23	2-4	.500	0-2	.000	0-0	.000	0	0	0	2.6	4	2	1	0	2	4	
PROVIDENCE	1/1/17	* 15	3-3	1.000	0-0	.000	0-0	.000	0	2	2	2.6	5	2	0	1	1	6	
VILLANOVA	1/4/17	* 28	4-10	.400	0-1	.000	2-2	1.000	1	4	5	2.7	2	1	1	0	1	10	
at Georgetown	1/7/17	* 41	6-13	.462	3-4	.750	1-2	.500	0	5	5	2.9	3	2	3	0	4	16	
at Creighton	1/11/17	* 20	3-6	.500	1-1	1.000	2-2	1.000	1	3	4	2.9	1	2	1	0	1	9	
XAVIER	1/14/17	* 30	6-11	.545	1-2	.500	8-8	1.000	2	7	9	3.3	4	1	2	0	2	21	
MARQUETTE	1/16/17	* 35	8-13	.615	2-2	1.000	0-0	.000	0	3	3	3.3	2	2	0	1	2	18	
at DePaul	1/21/17	* 36	7-14	.500	2-6	.333	2-2	1.000	1	4	5	3.4	4	2	1	1	1	18	
at Seton Hall	1/25/17	* 29	4-8	.500	2-3	.667	2-4	.500	0	3	3	3.3	2	1	3	0	1	12	
GEORGETOWN	1/28/17	* 35	5-14	.357	0-4	.000	0-0	.000	0	1	1	3.2	1	3	0	0	1	10	
CREIGHTON	1/31/17	* 33	6-14	.429	2-6	.333	0-0	.000	1	2	3	3.2	1	0	1	0	0	14	
at Marquette	2/7/17	* 30	3-8	.375	2-5	.400	0-0	.000	0	6	6	3.3	2	1	3	4	1	8	
at Providence	2/11/17	* 33	2-8	.250	1-3	.333	0-0	.000	2	9	11	3.6	4	3	2	0	1	5	
ST. JOHN'S	2/15/17	* 15	3-5	.600	2-3	.667	0-0	.000	2	2	4	3.7	3	1	2	0	1	8	
DEPAUL	2/19/17	* 22	3-6	.500	0-2	.000	0-0	.000	0	2	2	3.6	2	2	0	1	2	6	
at Villanova	2/22/17	* 29	7-11	.636	1-3	.333	0-0	.000	0	2	2	3.5	5	1	2	1	1	15	
at Xavier	2/26/17	* 36	8-15	.533	1-6	.167	0-1	.000	3	2	5	3.6	2	3	0	1	5	17	
SETON HALL	3/4/17	28	2-5	.400	0-2	.000	3-4	.750	0	3	3	3.6	2	0	2	0	0	7	
vs XAVIER	3/9/17	* 34	3-9	.333	1-6	.167	1-2	.500	0	4	4	3.6	1	1	4	0	4	8	
vs Winthrop	3/16/17	* 34	3-7	.429	1-3	.333	0-0	.000	1	5	6	3.7	1	2	1	1	2	7	
vs Middle Tennessee	3/18/17	* 32	5-9	.556	2-3	.667	1-3	.333	0	4	4	3.7	0	4	1	1	0	13	
vs North Carolina	3/24/17	* 29	5-9	.556	1-4	.250	3-4	.750	1	4	5	3.7	3	1	3	0	2	14	
Totals		24	916	138-279	.495	35-94	.372	34-45	.756	15	111	126	3.7	76	50	51	18	59	345

CAREER STATS...

Season	gp-gs	min/avg	Total		3-Point		F-Throws		Rebounds				Scoring							
			fg-fga	pct	fg-fga	pct	ft-fa	pct	off	def	tot	avg	pf	fo	ast	to	blk	stl	pts	avg
2016-17	34-24	916/26.9	138-279	.495	35-94	.372	34-45	.756	15	111	126	3.7	76	2	50	51	18	59	345	10.1
TOTAL	34-24	916/26.9	138-279	.495	35-94	.372	34-45	.756	15	111	126	3.7	76	2	50	51	18	59	345	10.1




2017-18 Bulldogs





2017-18 Bulldogs



#5 PAUL JORGENSEN

G, 6-2, 185, R-Jr.
New City, N.Y.
Don Bosco Prep (N.J.)
George Washington

Strategic Communication
Major

Quick Hits:

- Has two seasons of eligibility remaining, beginning in 2017-18
- Sat out the 2016-17 season after transferring from George Washington
- Helped GW to the 2016 NIT championship
- Averaged 4.9 points, 2.1 assists and 1.9 rebounds per game as a sophomore

Category
 Double-Figures Scoring

Career
 8

Best Performances

Points

Career: 16, at South Florida, 11/19/15

Field Goals

Career: 6 at South Florida, 11/19/15

Field Goal Attempts

Career: 10 (twice), most recently at South Florida, 11/19/15

3-Point Field Goals

Career: 3 (twice), most recently vs. St. Joseph's 3/11/16

3-Point Field Goal Attempts

Career: 5 vs. Davidson, 2/18/15

Free Throws

Career: 6 vs. Lafayette, 11/13/15

Free Throw Attempts

Career: 7 vs. Lafayette, 11/13/15

Rebounds

Career: 7 vs. Tennessee, 11/27/15

Assists

Career: 7 vs. La Salle, 2/21/16

Steals

Career: 3 (twice), most recently vs. Rutgers, 12/12/15

Blocked Shots

Career: 1 (twice), most recently vs. VCU, 2/27/16

Minutes

Career: 26 at Massachusetts, 1/12/16



CAREER STATS...

Season	gp-gs	min/avg	Total		3-Point		F-Throws		Rebounds				Scoring							
			fg-fga	pct	fg-fga	pct	ft-fga	pct	off	def	tot	avg	pf	fo	ast	to	blk	stl	pts	avg
2014-15	35-0	356/10.2	49-131	.374	16-40	.400	12-20	.600	5	39	44	1.3	52	0	31	25	0	10	126	3.6
2015-16	38-2	595/15.7	63-177	.356	22-65	.338	38-53	.717	17	56	73	1.9	36	0	81	43	2	20	186	4.9
TOTAL	73-2	951/13.0	112-308	.364	38-105	.362	50-73	.685	22	95	117	1.6	88	0	112	68	2	30	312	4.3



2017-18 Bulldogs



#20 HENRY BADDLEY

**G/F, 6-4, 175, So.
Wadsworth, Ohio
St. Vincent-St. Mary**

Business Major

Best Performances

Points

2016-17/Career: 6, vs. Bucknell, 11/19/16

Field Goals

2016-17/Career: 3, vs. Bucknell, 11/19/16

Field Goal Attempts

2016-17/Career: 4 (twice), most recently vs. Bucknell, 11/19/16

3-Point Field Goals

2016-17/Career: 0

3-Point Field Goal Attempts

2016-17/Career: 1 (eight times), most recently vs. DePaul, 2/19/17

Free Throws

2016-17/Career: 2 (twice), most recently at DePaul, 1/21/17

Free Throw Attempts

2016-17/Career: 5, vs. Norfolk State, 11/21/16

Rebounds

2016-17/Career: 4, vs. Norfolk State, 11/21/16

Assists

2016-17/Career: 2 (twice), most recently at DePaul, 1/21/17

Steals

2016-17/Career: 3, at DePaul, 1/21/17

Blocked Shots

2016-17/Career: 1 (twice), most recently vs. Marquette, 1/16/17

Minutes

2016-17/Career: 19, vs. Norfolk State, 11/21/16

Quick Hits:

- Came off the bench for 10+ minutes in six games during the 2016-17 season
- Posted a career-high three steals at DePaul Jan. 21
- Season-high six points against Bucknell Nov. 19
- Season-best four rebounds against Norfolk State Nov. 21
- Led St. Vincent-St. Mary to a runner-up finish in the state tournament as a senior as the team posted a 26-4 record
- 2016 Associated Press All-Ohio Division II Player of the Year Award (three-way tie)
- First-team All-Ohio in Division II as a senior after earning second-team All-Ohio honors as a junior
- Averaged 19.0 points per game as a senior, leading his team in scoring
- As a junior, helped the team to a No. 1 ranking in Ohio's Division II and the school's first unbeaten regular season since LeBron James' freshman year at St. Vincent-St. Mary (1999-2000)...team finished the season 26-1 and was ranked third nationally at one point
- Three-star recruit as rated by Rivals, Scout, ESPN, and 24/7 Sports
- Played with King James AAU

2016-17 GAME-BY-GAME...

Opponent	Date	gs	min	Total		3-Pointers		Free throws		Rebounds					pts				
				fg-fga	pct	3fg-fga	pct	ft-fa	pct	off	def	tot	avg	pf		a	t/o	blk	stl
NORTHERN COLORADO	11/12/16	13	2-4	.500	0-1	.000	0-0	.000	1	2	3	3.0	2	0	3	0	0	4	
NORTHWESTERN	11/16/16	3	1-2	.500	0-1	.000	0-0	.000	0	0	0	1.5	0	0	0	0	2		
BUCKNELL	11/19/16	15	3-4	.750	0-1	.000	0-0	.000	0	2	2	1.7	1	1	0	0	6		
NORFOLK STATE	11/21/16	19	1-3	.333	0-0	.000	2-5	.400	0	4	4	2.3	2	2	0	0	4		
vs Vanderbilt	11/24/16	2	0-0	.000	0-0	.000	0-0	.000	0	0	0	1.8	0	0	0	0	0		
vs Arizona	11/25/16	dnp	-	-	-	-	-	-	-	-	-	-	-	-	-	-	-		
at Utah	11/28/16	2	0-0	.000	0-0	.000	0-0	.000	0	0	0	1.5	0	0	1	0	1		
CENTRAL ARKANSAS	12/3/16	7	0-1	.000	0-1	.000	0-2	.000	0	0	0	1.3	0	0	0	1	0		
at Indiana State	12/7/16	0	0-0	.000	0-0	.000	0-0	.000	0	0	0	1.1	0	0	0	0	0		
CINCINNATI	12/10/16	dnp	-	-	-	-	-	-	-	-	-	-	-	-	-	-	-		
vs Indiana	12/17/16	dnp	-	-	-	-	-	-	-	-	-	-	-	-	-	-	-		
VERMONT	12/21/16	dnp	-	-	-	-	-	-	-	-	-	-	-	-	-	-	-		
at St. John's	12/29/16	dnp	-	-	-	-	-	-	-	-	-	-	-	-	-	-	-		
PROVIDENCE	1/1/17	1	0-0	.000	0-0	.000	0-0	.000	0	1	1	1.1	1	0	0	0	0		
VILLANOVA	1/4/17	dnp	-	-	-	-	-	-	-	-	-	-	-	-	-	-	-		
at Georgetown	1/7/17	dnp	-	-	-	-	-	-	-	-	-	-	-	-	-	-	-		
at Creighton	1/11/17	12	1-3	.333	0-1	.000	0-0	.000	1	0	1	1.1	2	0	0	0	2		
XAVIER	1/14/17	1	0-0	.000	0-0	.000	0-0	.000	0	0	0	1.0	1	0	0	0	0		
MARQUETTE	1/16/17	14	0-1	.000	0-1	.000	0-0	.000	1	2	3	1.2	1	0	0	1	0		
at DePaul	1/21/17	10	0-1	.000	0-0	.000	2-2	1.000	0	1	1	1.2	1	2	0	3	2		
at Seton Hall	1/25/17	1	0-0	.000	0-0	.000	0-0	.000	0	0	0	1.1	0	0	0	0	0		
GEORGETOWN	1/28/17	3	1-2	.500	0-0	.000	0-0	.000	0	0	0	1.0	0	0	0	0	2		
CREIGHTON	1/31/17	6	2-3	.667	0-1	.000	0-0	.000	2	1	3	1.1	4	0	1	0	4		
at Marquette	2/7/17	1	0-0	.000	0-0	.000	0-0	.000	0	0	0	1.1	0	0	1	0	0		
at Providence	2/11/17	0	0-0	.000	0-0	.000	0-0	.000	0	1	1	1.1	0	0	0	0	0		
ST. JOHN'S	2/15/17	0	0-0	.000	0-0	.000	0-0	.000	0	0	0	1.0	0	0	0	0	0		
DEPAUL	2/19/17	4	0-1	.000	0-1	.000	0-0	.000	0	0	0	1.0	0	0	0	0	1		
at Villanova	2/22/17	1	0-0	.000	0-0	.000	0-0	.000	0	0	0	0.9	0	0	0	0	0		
at Xavier	2/26/17	dnp	-	-	-	-	-	-	-	-	-	-	-	-	-	-	-		
SETON HALL	3/4/17	0	0-0	.000	0-0	.000	0-0	.000	0	0	0	0.9	0	0	0	0	0		
vs XAVIER	3/9/17	dnp	-	-	-	-	-	-	-	-	-	-	-	-	-	-	-		
vs Winthrop	3/16/17	1	0-0	.000	0-0	.000	0-0	.000	0	0	0	0.8	1	0	0	0	0		
vs Middle Tennessee	3/18/17	dnp	-	-	-	-	-	-	-	-	-	-	-	-	-	-	-		
vs North Carolina	3/24/17	1	0-0	.000	0-0	.000	0-0	.000	0	0	0	0.8	0	0	0	0	0		
Totals		0	117	11-25	.440	0-8	.000	4-9	.444	5	14	19	0.8	16	5	6	2	7	26

CAREER STATS...

Season	gp-gs	min/avg	Total		3-Point		F-Throws		Rebounds				Scoring							
			fg-fga	pct	fg-fga	pct	ft-fa	pct	off	def	tot	avg	pf	fo	ast	to	blk	stl	pts	avg
2016-17	24-0	117/4.9	11-25	.440	0-8	.000	4-9	.444	5	14	19	0.8	16	0	5	6	2	7	26	1.1
TOTAL	24-0	117/4.9	11-25	.440	0-8	.000	4-9	.444	5	14	19	0.8	16	0	5	6	2	7	26	1.1



2017-18 Bulldogs





2017-18 Bulldogs



#22 SEAN McDERMOTT

**G/F, 6-6, 190, R-So.
Anderson, Ind.
Pendleton Heights**

**Human Movement Health
Science Education Major**

Best Performances

Points

2016-17/Career: 7 (three times), most recently vs. St. John's, 2/15/17

Field Goals

2016-17/Career: 2 (eight times), most recently vs. St. John's, 2/15/17

Field Goal Attempts

2016-17/Career: 6, vs. Vanderbilt, 11/24/16

3-Point Field Goals

2016-17/Career: 2 (five times), most recently vs. St. John's, 2/15/17

3-Point Field Goal Attempts

2016-17/Career: 6, vs. Vanderbilt, 11/24/16

Free Throws

2016-17/Career: 2 (three times), most recently vs. North Carolina, 3/24/17

Free Throw Attempts

2016-17/Career: 2 (seven times), most recently vs. North Carolina, 3/24/17

Rebounds

2016-17/Career: 6, vs. Vanderbilt, 11/24/16

Assists

2016-17/Career: 1 (nine times), most recently vs. DePaul, 2/19/17

Steals

2016-17/Career: 2, vs. Norfolk State, 11/21/16

Blocked Shots

2016-17/Career: 1 (six times), most recently vs. St. John's, 2/15/17

Minutes

2016-17/Career: 25, at Indiana State, 12/7/16

Quick Hits:

- Tied his career-high with seven points vs. St. John's Feb. 15 (2-3 3FG)
- Got his first career start against Cincinnati Dec. 10
- Posted career-bests of seven points and six rebounds against Vanderbilt Nov. 24 as part of the Las Vegas Invitational
- Redshirted the 2015-16 season
- From Pendleton Heights High School, which also produced Butler standout Kellen Dunham
- Averaged 16 points, 6.6 rebounds, 2.0 assists and shot 34 percent from the 3-point line as a senior
- Named an Indiana All-Star following his senior season
- Rebounded from a serious staph infection early in his junior season and went on to post a 14.6 scoring average, while shooting 34% from three-point range
- Averaged 16.0 points and shot 43% from the three-point arc while playing for Grassroots Indiana during the summer

2016-17 GAME-BY-GAME...

Opponent	Date	gs	min	Total		3-Pointers		Free throws		Rebounds				pf	a	t/o	blk	stl	pts
				fg-fga	pct	3fg-fga	pct	ft-fa	pct	off	def	tot	avg						
NORTHERN COLORADO	11/12/16	21	2-3	.667	2-3	.667	0-0	.000	0	4	4	4.0	3	1	0	0	1	6	
NORTHWESTERN	11/16/16	23	0-3	.000	0-2	.000	2-2	1.000	2	2	4	4.0	4	0	1	1	0	2	
BUCKNELL	11/19/16	18	1-2	.500	1-2	.500	0-0	.000	0	1	1	3.0	0	1	0	1	1	3	
NORFOLK STATE	11/21/16	15	2-4	.500	2-4	.500	0-1	.000	0	0	0	2.3	2	1	0	0	2	6	
vs Vanderbilt	11/24/16	20	2-6	.333	2-6	.333	1-2	.500	1	5	6	3.0	4	1	2	0	0	7	
vs Arizona	11/25/16	17	2-4	.500	0-1	.000	2-2	1.000	0	0	0	2.5	2	0	1	1	0	6	
at Utah	11/28/16	12	0-1	.000	0-0	.000	0-0	.000	1	1	2	2.4	3	0	1	0	0	0	
CENTRAL ARKANSAS	12/3/16	15	2-4	.500	1-3	.333	0-0	.000	1	2	3	2.5	2	1	1	0	0	5	
at Indiana State	12/7/16	25	2-2	1.000	1-1	1.000	0-0	.000	0	1	1	2.3	2	1	0	0	0	5	
CINCINNATI	12/10/16	18	2-3	.667	2-3	.667	1-2	.500	0	2	2	2.3	3	0	0	0	0	7	
vs Indiana	12/17/16	19	1-4	.250	0-2	.000	0-0	.000	1	2	3	2.4	2	1	0	1	0	2	
VERMONT	12/21/16	22	0-1	.000	0-1	.000	0-0	.000	1	2	3	2.4	3	0	0	0	0	0	
at St. John's	12/29/16	11	0-1	.000	0-1	.000	1-2	.500	2	0	2	2.4	1	0	1	0	0	1	
PROVIDENCE	1/1/17	9	0-0	.000	0-0	.000	0-0	.000	0	0	0	2.2	2	0	0	0	0	0	
VILLANOVA	1/4/17	5	0-1	.000	0-1	.000	0-0	.000	0	0	0	2.1	0	0	0	0	0	0	
at Georgetown	1/7/17	5	1-1	1.000	1-1	1.000	0-0	.000	0	1	1	2.0	1	1	0	1	0	3	
at Creighton	1/11/17	14	0-1	.000	0-1	.000	0-0	.000	0	0	0	1.9	0	0	0	0	1	0	
XAVIER	1/14/17	6	0-0	.000	0-0	.000	0-0	.000	0	1	1	1.8	2	0	0	0	0	0	
MARQUETTE	1/16/17	2	0-0	.000	0-0	.000	0-0	.000	0	0	0	1.7	0	0	1	0	0	0	
at DePaul	1/21/17	2	0-0	.000	0-0	.000	0-0	.000	0	0	0	1.7	0	0	0	0	0	0	
at Seton Hall	1/25/17	dnp	-	-	-	-	-	-	-	-	-	-	-	-	-	-	-	-	-
GEORGETOWN	1/28/17	dnp	-	-	-	-	-	-	-	-	-	-	-	-	-	-	-	-	-
CREIGHTON	1/31/17	10	1-3	.333	1-3	.333	0-0	.000	0	2	2	1.7	0	0	0	0	0	3	
at Marquette	2/7/17	2	0-0	.000	0-0	.000	0-0	.000	0	0	0	1.6	1	0	1	0	0	0	
at Providence	2/11/17	4	1-3	.333	0-2	.000	0-0	.000	0	1	1	1.6	1	0	0	0	1	2	
ST. JOHN'S	2/15/17	9	2-3	.667	2-3	.667	1-2	.500	0	2	2	1.6	2	0	0	1	0	7	
DEPAUL	2/19/17	11	1-3	.333	0-2	.000	0-0	.000	1	1	2	1.6	1	1	0	0	0	2	
at Villanova	2/22/17	3	0-0	.000	0-0	.000	0-0	.000	1	0	1	1.6	0	0	0	0	0	0	
at Xavier	2/26/17	2	0-0	.000	0-0	.000	0-0	.000	0	0	0	1.5	1	0	1	0	0	0	
SETON HALL	3/4/17	dnp	-	-	-	-	-	-	-	-	-	-	-	-	-	-	-	-	-
vs XAVIER	3/9/17	0	0-0	.000	0-0	.000	0-0	.000	0	0	0	1.5	0	0	0	0	0	0	0
vs Winthrop	3/16/17	1	0-0	.000	0-0	.000	0-0	.000	0	1	1	1.4	0	0	0	0	0	0	0
vs Middle Tennessee	3/18/17	dnp	-	-	-	-	-	-	-	-	-	-	-	-	-	-	-	-	-
vs North Carolina	3/24/17	1	0-0	.000	0-0	.000	2-2	1.000	1	0	1	1.4	0	0	0	0	0	0	2
Totals		1	322	22-53	.415	15-42	.357	10-15	.667	12	31	43	1.4	42	9	10	6	6	69

CAREER STATS...

Season	gp-gs	min/avg	Total		3-Point		F-Throws			Rebounds				Scoring						
			fg-fga	pct	fg-fga	pct	ft-fa	pct	off	def	tot	avg	pf	fo	ast	to	blk	stl	pts	avg
2016-17	30-1	322/10.7	22-53	.415	15-42	.357	10-15	.667	12	31	43	1.4	42	0	9	10	6	6	69	2.3
TOTAL	30-1	322/10.7	22-53	.415	15-42	.357	10-15	.667	12	31	43	1.4	42	0	9	10	6	6	69	2.3



2017-18 Bulldogs





2017-18 Bulldogs



#30 KELAN MARTIN

**F, 6-7, 220, Sr.
Louisville, Ky.
Ballard**

Sports Media Major

Category	2016-17	Career
Double-Figures Scoring	31	68
20+ Point Scoring Games	10	21
30+ Point Scoring Games	1	2
Double-Figures Rebounding	2	10
Double-Doubles	2	10
Led Butler in Scoring	15	31
Led Butler in Rebounding	16	31

Best Performances

Points
2016-17: 30, vs. Central Arkansas, 12/3/16
Career: 35, vs. Georgetown, 2/2/16

Field Goals

2016-17: 11, vs. Central Arkansas, 12/3/16
Career: 11 (twice), most recently vs. Central Arkansas, 12/3/16

Field Goal Attempts

2016-17: 22, vs. Central Arkansas, 12/3/16
Career: 23, at Creighton, 1/23/16

3-Point Field Goals

2016-17: 5 (twice), most recently vs. Indiana, 12/17/16
Career: 5 (three times), most recently vs. Indiana, 12/17/16

3-Point Field Goal Attempts

2016-17: 11 (twice), most recently vs. Central Arkansas, 12/3/16
Career: 11 (twice), most recently vs. Central Arkansas, 12/3/16

Free Throws

2016-17: 8 (twice), most recently vs. St. John's, 2/15/17
Career: 12, vs. Georgetown, 2/2/16

Free Throw Attempts

2016-17: 12, vs. St. John's, 2/15/17
Career: 15, at Georgetown, 2/27/16

Rebounds

2016-17: 11, at Seton Hall, 1/25/17
Career: 12, vs. Xavier, 2/13/16

Assists

2016-17: 4, vs. Middle Tennessee State, 3/18/17
Career: 4 (twice), most recently vs. Middle Tennessee St., 3/18/17

Steals

2016-17: 3, vs. Vanderbilt, 11/24/16
Career: 4, vs. Indiana State, 12/5/15

Blocked Shots

2016-17: 3, vs. Vermont, 12/21/16
Career: 4 (twice), most recently at Georgetown, 2/27/16

Minutes

2016-17: 37, vs. Arizona, 11/25/16
Career: 42, at Georgetown, 2/27/16

Quick Hits:

- Preseason All-BIG EAST First Team in 2017-18
- Selected to 2017-18 Julius Erving Award Watch List (one of 20) after being one of 10 finalists for the award in 2016-17
- All-BIG EAST Second Team in both 2016-17 and 2015-16
- Named to the 2016-17 Midseason Watch List for the Oscar Robertson Award
- Named to the 2016-17 Midseason 25 List for the John Wooden Award
- Became the 39th Butler player to score 1,000 career points (Providence, Jan. 1)
- Second double-double of the season (tenth of career) at Seton Hall Jan. 25
- Game-high 28 points vs. Indiana leading to BIG EAST Player of the Week honors Dec. 19; also named Lute Olson Award National Player of the Week
- 2016-17: Eighth in the BIG EAST in scoring, ninth in rebounding, & tenth in FT percentage
- Had a season-high 30 points against Central Arkansas Dec. 3
- Led team in scoring in 15 games in 2016-17, scoring 20+ in 10 contests
- Named to the Las Vegas Invitational All-Tournament Team
- Butler's leading scorer during the 2016-17 season after being the team's second-leading scorer as a sophomore (2015-16)
- His 35 points against Georgetown Feb. 2, 2016 were a career-high
- In 2015-16, finished seventh in the BIG EAST in scoring (15.7)
- One of three players in Ballard High School history to score 2,000 career points
- Named to the 2014 Kentucky All-Star Team; First Team All-State in 2013-14

2016-17 GAME-BY-GAME...

Opponent	Date	gs	min	Total		3-Pointers		Free throws		Rebounds					pf	a	t/o	blk	stl	pts
				fg-fga	pct	3fg-fga	pct	ft-fa	pct	off	def	tot	avg							
NORTHERN COLORADO	11/12/16	*	26	6-14	.429	1-7	.143	8-8	1.000	1	5	6	6.0	0	1	3	1	1	21	
NORTHWESTERN	11/16/16	*	33	6-16	.375	4-11	.364	6-6	1.000	2	2	4	5.0	2	0	2	1	0	22	
BUCKNELL	11/19/16	*	22	5-9	.556	1-2	.500	2-2	1.000	1	5	6	5.3	4	2	1	1	1	13	
NORFOLK STATE	11/21/16	*	22	4-9	.444	2-4	.500	1-2	.500	1	2	3	4.8	0	2	2	0	1	11	
vs Vanderbilt	11/24/16	*	30	3-12	.250	1-5	.200	7-10	.700	0	3	3	4.4	4	2	2	0	3	14	
vs Arizona	11/25/16	*	37	7-13	.538	1-6	.167	1-2	.500	0	3	3	4.2	3	1	6	0	0	16	
at Utah	11/28/16	*	32	7-15	.467	2-5	.400	2-4	.500	0	3	3	4.0	1	2	4	0	0	18	
CENTRAL ARKANSAS	12/3/16	*	29	11-22	.500	5-11	.455	3-4	.750	1	5	6	4.3	3	1	1	0	1	30	
at Indiana State	12/7/16	*	27	4-15	.267	2-5	.400	2-2	1.000	2	3	5	4.3	3	1	2	0	1	12	
CINCINNATI	12/10/16	*	31	6-14	.429	3-7	.429	5-6	.833	1	3	4	4.3	1	2	0	0	0	20	
vs Indiana	12/17/16	*	35	9-16	.563	5-9	.556	5-5	1.000	1	3	4	4.3	1	2	5	0	1	28	
VERMONT	12/21/16	*	31	6-11	.545	3-3	1.000	6-6	1.000	1	7	8	4.6	4	0	4	3	1	21	
at St. John's	12/29/16	*	35	6-16	.375	1-7	.143	0-0	.000	3	6	9	4.9	4	1	3	0	1	13	
PROVIDENCE	1/1/17	*	35	4-13	.308	2-4	.500	5-6	.833	1	7	8	5.1	1	3	2	0	1	15	
VILLANOVA	1/4/17	*	36	4-10	.400	2-7	.286	2-2	1.000	0	6	6	5.2	2	1	3	0	0	12	
at Georgetown	1/7/17	*	30	3-13	.231	0-4	.000	7-9	.778	0	10	10	5.5	2	2	1	0	0	13	
at Creighton	1/11/17	*	27	3-14	.214	1-5	.200	0-0	.000	0	5	5	5.5	1	0	1	0	1	7	
XAVIER	1/14/17	*	20	4-8	.500	1-3	.333	4-4	1.000	1	1	2	5.3	4	1	2	0	1	13	
MARQUETTE	1/16/17	*	32	9-14	.643	0-3	.000	4-7	.571	1	6	7	5.4	2	0	1	1	0	22	
at DePaul	1/21/17	*	33	3-13	.231	1-6	.167	5-6	.833	1	4	5	5.4	3	0	1	0	0	12	
at Seton Hall	1/25/17	*	35	2-10	.200	2-5	.400	4-8	.500	0	11	11	5.6	2	2	2	1	1	10	
GEORGETOWN	1/28/17	*	32	8-15	.533	3-6	.500	3-4	.750	0	4	4	5.5	4	2	3	0	1	22	
CREIGHTON	1/31/17	*	33	5-12	.417	1-5	.200	0-0	.000	2	6	8	5.7	1	1	4	1	0	11	
at Marquette	2/7/17	*	10	0-3	.000	0-1	.000	1-3	.333	1	0	1	5.5	0	0	0	0	0	1	
at Providence	2/11/17	*	26	3-11	.273	0-4	.000	2-2	1.000	3	2	5	5.4	0	0	3	0	1	8	
ST. JOHN'S	2/15/17	*	25	5-11	.455	1-2	.500	8-12	.667	3	6	9	5.6	2	0	2	0	1	19	
DEPAUL	2/19/17	*	24	5-9	.556	2-4	.500	2-4	.500	1	7	8	5.7	2	1	0	1	1	14	
at Villanova	2/22/17	*	28	7-11	.636	3-6	.500	5-6	.833	0	8	8	5.8	3	2	2	0	0	22	
at Xavier	2/26/17	*	29	9-15	.600	3-6	.500	4-5	.800	2	5	7	5.8	3	0	1	1	0	25	
SETON HALL	3/4/17	*	29	7-15	.467	3-7	.429	2-2	1.000	0	6	6	5.8	2	1	0	2	1	19	
vs XAVIER	3/9/17	*	30	5-13	.385	2-6	.333	3-4	.750	1	2	3	5.7	4	2	0	0	2	15	
vs Winthrop	3/16/17	*	17	3-8	.375	1-4	.250	3-4	.750	2	6	8	5.8	2	0	1	1	0	10	
vs Middle Tennessee	3/18/17	*	28	6-9	.667	3-6	.500	4-4	1.000	0	6	6	5.8	2	4	0	0	1	19	
vs North Carolina	3/24/17	*	28	5-12	.417	2-8	.250	4-4	1.000	1	4	5	5.8	2	1	2	0	0	16	
Totals			21	977	180-421	.428	64-184	.348	120-153	.784	34	162	196	5.8	74	40	66	14	23	544

CAREER STATS...

Season	gp-gs	min/avg	Total		3-Point		F-Throws		Rebounds				Scoring							
			fg-fga	pct	fg-fga	pct	ft-fa	pct	off	def	tot	avg	pf	fo	ast	to	blk	stl	pts	avg
2014-15	34-0	495/14.6	91-221	.412	19-77	.247	42-60	.700	21	49	70	2.1	54	0	15	33	8	5	243	7.1
2015-16	33-14	935/28.3	183-409	.447	46-122	.377	105-138	.761	52	172	224	6.8	88	1	36	54	18	25	517	15.7
2016-17	34-21	977/28.7	180-421	.428	64-184	.348	120-153	.784	34	162	196	5.8	74	0	40	66	14	23	544	16.0
TOTAL	101-35	2407/23.8	454-1051	.432	129-383	.337	267-351	.761	107	383	490	4.9	216	1	91	153	40	53	1304	12.9



2017-18 Bulldogs

Opponent	Date	gs	min	Total		3-Pointers		Free throws		Rebounds			pf	a	t/o	blk	stl	pts	
				fg-fga	pct	3fg-fga	pct	ft-fa	pct	off	def	tot							avg
CITADEL	11/14/15	16	5-7	.714	2-3	.667	1-2	.500	4	6	10	10.0	5	3	2	0	0	13	
vs Missouri State	11/19/15	21	6-7	.857	2-3	.667	4-7	.571	0	3	3	6.5	3	2	1	0	0	18	
vs Temple	11/20/15	25	4-12	.333	0-3	.000	0-0	.000	3	6	9	7.3	3	1	3	1	0	8	
vs Miami	11/22/15	28	3-5	.600	0-1	.000	2-2	1.000	0	5	5	6.8	3	0	3	0	0	8	
SIUE	11/28/15	17	1-3	.333	0-1	.000	1-3	.333	0	2	2	5.8	4	1	3	0	0	3	
at Cincinnati	12/2/15	24	4-10	.400	2-4	.500	4-5	.800	1	2	3	5.3	2	1	0	0	1	14	
INDIANA STATE	12/5/15	29	10-14	.714	1-2	.500	3-4	.750	1	4	5	5.3	0	1	3	2	4	24	
VMI	12/7/15	20	8-10	.800	1-2	.500	3-6	.500	1	7	8	5.6	3	1	2	0	0	20	
TENNESSEE	12/12/15	20	9-18	.500	5-8	.625	2-2	1.000	2	9	11	6.2	4	0	2	0	0	25	
vs Purdue	12/19/15	22	2-9	.222	0-2	.000	3-5	.600	1	3	4	6.0	1	0	0	0	0	7	
SOUTHERN UTAH	12/22/15	21	4-5	.800	2-2	1.000	2-2	1.000	1	1	2	5.6	4	0	2	1	1	12	
IUPUI	12/28/15	19	8-11	.727	2-3	.667	1-1	1.000	2	1	3	5.4	3	2	1	0	2	19	
PROVIDENCE	12/31/15	31	8-17	.471	0-4	.000	4-4	1.000	2	7	9	5.7	3	2	1	0	1	20	
at Xavier	1/2/16	30	5-13	.385	1-3	.333	0-0	.000	4	3	7	5.8	3	0	3	1	2	11	
at DePaul	1/5/16	24	3-8	.375	0-2	.000	6-7	.857	0	4	4	5.7	2	0	3	0	0	12	
VILLANOVA	1/10/16	19	1-8	.125	0-0	.000	0-1	.000	2	3	5	5.6	3	0	0	0	0	2	
ST. JOHN'S	1/16/16	31	9-16	.563	1-2	.500	3-4	.750	3	7	10	5.9	1	1	1	1	1	22	
at Providence	1/19/16	30	7-14	.500	1-3	.333	0-0	.000	1	10	11	6.2	4	2	2	0	0	15	
at Creighton	1/23/16	35	8-23	.348	3-8	.375	3-4	.750	3	8	11	6.4	2	2	1	0	2	22	
DEPAUL	1/27/16	31	2-9	.222	0-2	.000	4-4	1.000	1	3	4	6.3	3	1	0	0	1	8	
at Marquette	1/30/16	38	11-20	.550	3-6	.500	2-2	1.000	2	3	5	6.2	3	0	0	1	1	27	
GEORGETOWN	2/2/16	38	10-18	.556	3-6	.500	12-13	.923	3	5	8	6.3	2	0	2	4	1	35	
at St. John's	2/6/16	25	6-12	.500	2-4	.500	4-5	.800	0	5	5	6.3	3	0	3	1	1	18	
at Seton Hall	2/10/16	36	7-13	.538	1-2	.500	8-10	.800	0	10	10	6.4	2	0	3	0	0	23	
XAVIER	2/13/16	34	6-20	.300	4-4	.000	3-3	1.000	5	7	12	6.6	2	1	0	0	1	15	
CREIGHTON	2/16/16	35	6-18	.333	4-8	.500	5-7	.714	2	6	8	6.7	4	1	1	1	0	21	
at Villanova	2/20/16	35	6-18	.333	3-9	.333	4-6	.667	0	3	3	6.6	2	2	0	0	0	19	
at Georgetown	2/27/16	42	4-15	.267	1-4	.250	9-15	.600	2	5	7	6.6	2	3	1	4	3	18	
SETON HALL	3/2/16	35	4-12	.333	1-4	.250	4-4	1.000	1	8	9	6.7	3	1	3	1	0	13	
MARQUETTE	3/5/16	27	6-12	.500	1-4	.250	2-4	.500	2	7	9	6.7	2	3	0	0	0	15	
vs Providence	3/10/16	34	4-15	.267	1-7	.286	3-3	1.000	2	8	10	6.8	2	4	4	0	0	13	
vs Texas Tech	3/17/16	32	4-9	.444	2-4	.500	1-1	1.000	1	6	7	6.8	2	2	1	1	2	11	
vs Virginia	3/19/16	31	2-8	.250	0-2	.000	2-2	1.000	0	5	5	6.8	2	0	0	0	1	6	
Totals		14	935	183-409	.447	46-122	.377	105-138	.761	52	172	224	6.8	88	36	54	18	25	517

Games played: 33
Minutes/game: 28.3
Points/game: 15.7
FG Pct: 44.7
3FG Pct: 37.7
FT Pct: 76.1

Rebounds/game: 6.8
Assists/game: 1.1
Turnovers/game: 1.6
Assist/turnover ratio: 0.7
Steals/game: 0.8
Blocks/game: 0.5

Opponent	Date	gs	min	Total		3-Pointers		Free throws		Rebounds			pf	a	t/o	blk	stl	pts	
				fg-fga	pct	3fg-fga	pct	ft-fa	pct	off	def	tot							avg
MAINE	11/15/14	20	5-10	.500	0-4	.000	2-3	.667	1	1	2	2.0	3	2	1	0	0	12	
CHATTANOOGA	11/18/14	9	0-3	.000	0-1	.000	0-1	.000	1	0	1	1.5	2	0	0	0	0	0	
LOYOLA	11/22/14	18	9-13	.692	3-5	.600	2-2	1.000	3	4	7	3.3	0	2	0	0	1	23	
vs North Carolina	11/26/14	17	5-11	.455	3-6	.500	4-6	.667	1	5	6	4.0	2	2	0	0	0	17	
vs Oklahoma	11/27/14	16	1-8	.125	0-3	.000	1-1	1.000	1	1	2	3.6	3	0	3	0	0	3	
vs Georgetown	11/28/14	15	4-8	.500	0-2	.000	2-2	1.000	1	1	2	3.3	1	0	0	0	0	10	
at Indiana State	12-3-14	19	5-8	.625	0-2	.000	1-1	1.000	0	2	2	3.1	3	0	1	0	0	11	
NORTHWESTERN	12/06/14	13	1-4	.250	0-1	.000	0-0	.000	0	1	1	2.9	0	1	0	0	0	2	
KENNESAW STATE	12/08/14	20	5-9	.556	4-7	.571	3-4	.750	1	1	2	2.8	1	0	1	0	1	17	
at Tennessee	12/14/14	14	4-9	.444	3-8	.375	2-5	.400	0	3	3	2.8	2	0	1	0	1	13	
vs Indiana	12/20/14	15	4-11	.364	0-3	.000	0-0	.000	0	2	2	2.7	1	0	1	2	0	8	
UT-MARTIN	12/22/14	19	4-11	.364	0-4	.000	2-3	.667	2	2	4	2.8	2	0	2	0	0	10	
BELMONT	12/28/14	16	2-7	.286	0-4	.000	0-0	.000	1	1	2	2.8	3	0	2	0	0	4	
at Villanova	12/31/14	15	1-6	.167	0-3	.000	0-1	.000	0	0	0	2.6	3	1	2	0	0	2	
at ST. JOHN'S	1/3/15	7	0-2	.000	0-1	.000	0-0	.000	0	0	0	2.4	1	0	0	0	0	0	
PROVIDENCE	01/06/15	11	1-3	.333	0-2	.000	0-0	.000	0	0	0	2.3	1	0	1	0	0	2	
XAVIER	01/10/15	14	1-5	.200	1-4	.250	2-2	1.000	1	1	2	2.2	2	0	1	0	0	5	
at Seton Hall	1/13/15	11	2-7	.286	0-2	.000	1-2	.500	1	0	1	2.2	0	3	1	0	0	5	
at Georgetown	1/17/15	16	4-9	.444	0-0	.000	0-0	.000	0	3	3	2.2	0	0	1	0	0	8	
CREIGHTON	01/21/15	14	2-6	.333	0-0	.000	3-3	1.000	1	1	2	2.2	0	1	2	0	1	7	
SETON HALL	01/25/15	17	4-7	.571	0-1	.000	2-3	.667	0	1	1	2.1	2	0	0	1	0	10	
at Marquette	1/31/15	15	2-5	.400	0-1	.000	0-0	.000	1	3	4	2.2	2	0	2	0	0	4	
ST. JOHN'S	02/03/15	11	3-5	.600	0-0	.000	1-2	.500	0	0	0	2.1	1	1	1	0	0	7	
DEPAUL	02/07/15	16	2-6	.333	0-0	.000	0-0	.000	2	1	3	2.2	3	1	2	0	0	4	
VILLANOVA	02/14/15	13	3-6	.500	1-3	.333	3-4	.750	1	3	4	2.2	0	0	0	0	0	10	
at CREIGHTON	02-16-15	9	1-1	1.000	0-0	.000	0-1	.000	0	0	0	2.2	2	0	0	1	0	2	
at XAVIER	02/21/15	24	3-14	.214	0-1	.000	2-3	.667	1	3	4	2.2	2	0	1	1	0	8	
MARQUETTE	02/25/15	14	3-5	.600	1-1	1.000	2-2	1.000	1	1	2	2.2	1	2	1	0	0	9	
at DePaul	02-28-15	12	1-3	.333	0-1	.000	1-2	.500	0	1	1	2.2	1	2	0	0	0	3	
GEORGETOWN	03/03/15	7	1-3	.333	1-1	1.000	0-0	.000	0	0	0	2.1	0	0	0	0	0	3	
at PROVIDENCE	3/7/15	19	5-9	.556	2-4	.500	2-2	1.000	0	5	5	2.2	2	0	0	1	1	14	
vs XAVIER	3/12/15	14	0-1	.000	0-1	.000	0-0	.000	0	2	2	2.2	2	0	1	2	0	0	
vs Texas	03/19/15	15	3-5	.600	0-0	.000	1-1	1.000	0	0	0	2.1	3	0	1	0	0	7	
vs Notre Dame	03/21/15	10	0-1	.000	0-1	.000	3-4	.750	0	0	0	2.1	2	0	0	0	0	3	
Totals		0	495	91-221	.412	19-77	.247	42-60	.700	21	49	70	2.1	54	15	33	8	5	243

Games played: 34
Minutes/game: 14.6
Points/game: 7.1
FG Pct: 41.2
3FG Pct: 24.7
FT Pct: 70.0

Rebounds/game: 2.1
Assists/game: 0.4
Turnovers/game: 1.0
Assist/turnover ratio: 0.5
Steals/game: 0.1
Blocks/game: 0.2





2017-18 Bulldogs



#50 JOEY BRUNK

**F/C, 6-11, 240, So.
Indianapolis, Ind.
Southport**

**Elementary Education
Major**

Category	2016-17	Career
Double-Figures Scoring	1	1

Best Performances

Points
2016-17/Career: 10, vs. Norfolk State, 11/21/16

Field Goals
2016-17/Career: 3 (twice), most recently vs. Norfolk State, 11/21/16

Field Goal Attempts
2016-17/Career: 5 (twice), most recently vs. Bucknell, 11/19/16

3-Point Field Goals
2016-17/Career: 0

3-Point Field Goal Attempts
2016-17/Career: 2, vs. Northern Colorado, 11/12/16

Free Throws
2016-17/Career: 4 (twice), most recently vs. Norfolk State, 11/21/16

Free Throw Attempts
2016-17/Career: 7, vs. Northern Colorado, 11/12/16

Rebounds
2016-17/Career: 4, vs. Norfolk State, 11/21/16

Assists
2016-17/Career: 1, vs. Norfolk State, 11/21/16

Steals
2016-17/Career: 1, vs. Central Arkansas, 12/3/16

Blocked Shots
2016-17/Career: 1, vs. Northern Colorado, 11/12/16

Minutes
2016-17/Career: 18, vs. Norfolk State, 11/21/16

Quick Hits:

- Butler will file a hardship waiver on his behalf in hopes of getting the 2016-17 season counted as a redshirt season (family medical issue)
- Career-bests of 10 points and four rebounds against Norfolk State Nov. 21
- One of the top big men in the state, Brunk finished his senior season averaging 18.3 points and 8.2 rebounds...he helped the Southport Cardinals to a 22-7 record and their first sectional title since 2000 and first regional since 1990
- One of three finalists for Indiana's Mr. Basketball
- A four-star recruit on several lists, and was ranked among the Top 100 players nationally by ESPN (69th), Scout (97th) and Rivals (98th) leading into his senior campaign
- Earned All-State honors in both his senior and junior seniors
- Selected as an Indiana All-Star in the annual series with Kentucky's All-Stars...had 16 points and 14 rebounds in the game in Indianapolis and 10 points in the game in Louisville as Indiana swept the two-game series
- Played for Indy Hoosiers in AAU competition

2016-17 GAME-BY-GAME...

Opponent	Date	gs	min	Total		3-Pointers		Free throws		Rebounds				pf	a	t/o	blk	stl	pts	
				fg-fga	pct	3fg-fga	pct	ft-fa	pct	off	def	tot	avg							
NORTHERN COLORADO	11/12/16	13	1-5	.200	0-2	.000	4-7	.571	0	2	2	2.0	3	0	1	1	0	6		
NORTHWESTERN	11/16/16	2	0-0	.000	0-0	.000	0-0	.000	0	0	0	1.0	2	0	0	0	0	0		
BUCKNELL	11/19/16	9	3-5	.600	0-0	.000	0-0	.000	0	0	0	0.7	0	0	0	0	0	6		
NORFOLK STATE	11/21/16	18	3-3	1.000	0-0	.000	4-5	.800	0	4	4	1.5	2	1	1	0	0	10		
vs Vanderbilt	11/24/16	dnp	-	-	-	-	-	-	-	-	-	-	-	-	-	-	-	-		
vs Arizona	11/25/16	3	0-0	.000	0-0	.000	0-0	.000	0	0	0	1.2	1	0	0	0	0	0		
at Utah	11/28/16	dnp	-	-	-	-	-	-	-	-	-	-	-	-	-	-	-	-		
CENTRAL ARKANSAS	12/3/16	3	0-0	.000	0-0	.000	0-0	.000	0	1	1	1.2	0	0	1	0	1	0		
at Indiana State	12/7/16	dnp	-	-	-	-	-	-	-	-	-	-	-	-	-	-	-	-		
CINCINNATI	12/10/16	1	0-0	.000	0-0	.000	0-0	.000	0	0	0	1.0	0	0	0	0	0	0		
vs Indiana	12/17/16	dnp	-	-	-	-	-	-	-	-	-	-	-	-	-	-	-	-		
VERMONT	12/21/16	dnp	-	-	-	-	-	-	-	-	-	-	-	-	-	-	-	-		
at St. John's	12/29/16	dnp	-	-	-	-	-	-	-	-	-	-	-	-	-	-	-	-		
PROVIDENCE	1/1/17	dnp	-	-	-	-	-	-	-	-	-	-	-	-	-	-	-	-		
VILLANOVA	1/4/17	dnp	-	-	-	-	-	-	-	-	-	-	-	-	-	-	-	-		
at Georgetown	1/7/17	dnp	-	-	-	-	-	-	-	-	-	-	-	-	-	-	-	-		
at Creighton	1/11/17	dnp	-	-	-	-	-	-	-	-	-	-	-	-	-	-	-	-		
XAVIER	1/14/17	dnp	-	-	-	-	-	-	-	-	-	-	-	-	-	-	-	-		
MARQUETTE	1/16/17	dnp	-	-	-	-	-	-	-	-	-	-	-	-	-	-	-	-		
at DePaul	1/21/17	dnp	-	-	-	-	-	-	-	-	-	-	-	-	-	-	-	-		
at Seton Hall	1/25/17	dnp	-	-	-	-	-	-	-	-	-	-	-	-	-	-	-	-		
GEORGETOWN	1/28/17	dnp	-	-	-	-	-	-	-	-	-	-	-	-	-	-	-	-		
CREIGHTON	1/31/17	dnp	-	-	-	-	-	-	-	-	-	-	-	-	-	-	-	-		
at Marquette	2/7/17	dnp	-	-	-	-	-	-	-	-	-	-	-	-	-	-	-	-		
at Providence	2/11/17	dnp	-	-	-	-	-	-	-	-	-	-	-	-	-	-	-	-		
ST. JOHN'S	2/15/17	dnp	-	-	-	-	-	-	-	-	-	-	-	-	-	-	-	-		
DEPAUL	2/19/17	dnp	-	-	-	-	-	-	-	-	-	-	-	-	-	-	-	-		
at Villanova	2/22/17	dnp	-	-	-	-	-	-	-	-	-	-	-	-	-	-	-	-		
at Xavier	2/26/17	dnp	-	-	-	-	-	-	-	-	-	-	-	-	-	-	-	-		
SETON HALL	3/4/17	dnp	-	-	-	-	-	-	-	-	-	-	-	-	-	-	-	-		
vs XAVIER	3/9/17	dnp	-	-	-	-	-	-	-	-	-	-	-	-	-	-	-	-		
vs Winthrop	3/16/17	dnp	-	-	-	-	-	-	-	-	-	-	-	-	-	-	-	-		
vs Middle Tennessee	3/18/17	dnp	-	-	-	-	-	-	-	-	-	-	-	-	-	-	-	-		
vs North Carolina	3/24/17	dnp	-	-	-	-	-	-	-	-	-	-	-	-	-	-	-	-		
Totals		0	49	7-13	.538	0-2	.000	8-12	.667	0	7	7	1.0	8	0	1	3	1	1	22

CAREER STATS...

Season	gp-gs	min/avg	Total		3-Point		F-Throws		Rebounds				Scoring							
			fg-fga	pct	fg-fga	pct	ft-fa	pct	off	def	tot	avg	pf	fo	ast	to	blk	stl	pts	avg
2016-17	7-0	49/7.0	7-13	.538	0-2	.000	8-12	.667	0	7	7	1.0	8	0	1	3	1	1	22	3.1
TOTAL	7-0	49/7.0	7-13	.538	0-2	.000	8-12	.667	0	7	7	1.0	8	0	1	3	1	1	22	3.1



2017-18 Bulldogs





2017-18 Bulldogs



#51 NATE FOWLER

C, 6-10, 240, Jr.
Cincinnati, Ohio
Moeller

**Mechanical Engineering
and Economics Major**

Category	2016-17	Career
Double-Figures Scoring	4	4
Led Butler in Scoring	3	3
Led Butler in Rebounding	1	1

Best Performances

Points
2016-17: 19, at Providence, 2/11/17
Career: 19, at Providence, 2/11/17

Field Goals
2016-17: 7 (twice), most recently vs. DePaul, 2/19/17
Career: 7 (twice), most recently vs. DePaul, 2/19/17

Field Goal Attempts
2016-17: 9 (twice), most recently vs. DePaul, 2/19/17
Career: 9 (twice), most recently vs. DePaul, 2/19/17

3-Point Field Goals
2016-17: 3, at Providence, 2/11/17
Career: 3, at Providence, 2/11/17

3-Point Field Goal Attempts
2016-17: 3 (twice), most recently at Providence, 2/11/17
Career: 3 (twice), most recently at Providence, 2/11/17

Free Throws
2016-17: 7, vs. Winthrop, 3/16/17
Career: 7, vs. Winthrop, 3/16/17

Free Throw Attempts
2016-17: 8, vs. Winthrop, 3/16/17
Career: 8, vs. Winthrop, 3/16/17

Rebounds
2016-17: 7, vs. Norfolk State, 11/21/16
Career: 7, vs. Norfolk State, 11/21/16

Assists
2016-17: 3, at St. John's, 12/29/16
Career: 3, at St. John's, 12/29/16

Steals
2016-17: 1 (seven times), most recently vs. Winthrop, 3/16/17
Career: 1 (nine times), most recently vs. Winthrop, 3/16/17

Blocked Shots
2016-17: 2, vs. Winthrop, 3/16/17
Career: 2, vs. Winthrop, 3/16/17

Minutes
2016-17: 23, at Providence, 2/11/17
Career: 23, at Providence, 2/11/17

Quick Hits:

- His .667 field goal percentage led the team in 2016-17
- Led team with 15 points Feb. 19 vs. DePaul (7-9 FG)
- Scored a career-high 19 points Feb. 11 at Providence (7-9 FG, 3-3 3FG)
- Registered his first career Butler start against Xavier Jan. 14
- 11 points (3-3 FG, 4-4 FT) in the win at Georgetown Jan. 7
- Had 17 points and career-high seven rebounds against Norfolk State Nov. 21
- Had nine points and four rebounds in just 13 minutes vs. Cincinnati Dec. 10
- Seventh on the team in rebounding and eighth in scoring in 2016-17
- 38 of his 70 rebounds this season have been on the offensive glass
- From Moeller High School, which also produced Butler standouts Alex Barlow and Mike Monserez
- Averaged 12.4 points and 10 rebounds as a junior at Moeller
- Missed his senior season at Moeller due to a foot injury

2016-17 GAME-BY-GAME...

Opponent	Date	gs	min	Total		3-Pointers		Free throws		Rebounds									
				fg-fga	pct	3fg-fga	pct	ft-fa	pct	off	def	tot	avg	pf	a	t/o	blk	stl	pts
NORTHERN COLORADO	11/12/16	11	3-4	.750	1-1	1.000	0-0	.000	2	1	3	3.0	2	0	0	0	0	7	
NORTHWESTERN	11/16/16	8	1-2	.500	0-0	.000	0-1	.000	4	0	4	3.5	1	0	0	0	0	2	
BUCKNELL	11/19/16	18	3-4	.750	0-0	.000	1-2	.500	1	1	2	3.0	0	1	1	0	0	7	
NORFOLK STATE	11/21/16	18	6-7	.857	1-2	.500	4-4	1.000	5	2	7	4.0	2	1	0	0	0	17	
vs Vanderbilt	11/24/16	4	0-0	.000	0-0	.000	1-2	.500	2	0	2	3.6	0	1	1	1	1	1	
vs Arizona	11/25/16	5	0-0	.000	0-0	.000	0-0	.000	0	0	0	3.0	0	0	0	0	0	0	
at Utah	11/28/16	11	1-3	.333	0-0	.000	0-0	.000	0	1	1	2.7	3	0	1	0	0	2	
CENTRAL ARKANSAS	12/3/16	11	2-2	1.000	0-0	.000	0-0	.000	0	1	1	2.5	0	0	0	0	0	4	
at Indiana State	12/7/16	8	0-0	.000	0-0	.000	0-0	.000	1	1	2	2.4	1	1	1	0	0	0	
CINCINNATI	12/10/16	13	4-5	.800	1-1	1.000	0-0	.000	0	4	4	2.6	2	0	0	0	0	9	
vs Indiana	12/17/16	9	1-1	1.000	0-0	.000	0-0	.000	1	1	2	2.5	1	0	0	0	0	2	
VERMONT	12/21/16	16	3-5	.600	0-0	.000	2-3	.667	2	3	5	2.8	1	0	0	0	0	8	
at St. John's	12/29/16	10	2-2	1.000	1-1	1.000	2-2	1.000	1	0	1	2.6	2	3	0	0	0	7	
PROVIDENCE	1/1/17	17	2-3	.667	1-2	.500	3-4	.750	0	2	2	2.6	2	0	2	0	0	8	
VILLANOVA	1/4/17	15	1-3	.333	0-0	.000	2-2	1.000	0	2	2	2.5	2	0	1	0	0	4	
at Georgetown	1/7/17	19	3-3	1.000	1-1	1.000	4-4	1.000	3	1	4	2.6	2	0	0	0	0	11	
at Creighton	1/11/17	14	4-7	.571	0-1	.000	0-0	.000	3	0	3	2.6	0	1	0	0	1	8	
XAVIER	1/14/17	12	1-2	.500	0-0	.000	2-2	1.000	1	0	1	2.6	2	0	1	0	0	4	
MARQUETTE	1/16/17	2	0-1	.000	0-0	.000	0-0	.000	0	0	0	2.4	0	0	0	0	0	0	
at DePaul	1/21/17	7	1-2	.500	0-0	.000	0-0	.000	2	1	3	2.5	1	0	0	0	0	2	
at Seton Hall	1/25/17	10	0-1	.000	0-1	.000	0-0	.000	0	1	1	2.4	4	1	0	0	0	0	
GEORGETOWN	1/28/17	7	3-3	1.000	0-0	.000	0-0	.000	1	1	2	2.4	1	0	0	0	0	6	
CREIGHTON	1/31/17	13	1-3	.333	1-3	.333	0-1	.000	0	1	1	2.3	2	0	2	0	1	3	
at Marquette	2/7/17	6	0-0	.000	0-0	.000	0-0	.000	0	0	0	2.2	2	0	0	0	0	0	
at Providence	2/11/17	23	7-9	.778	3-3	1.000	2-2	1.000	3	0	3	2.2	2	0	2	0	0	19	
ST. JOHN'S	2/15/17	6	0-0	.000	0-0	.000	2-2	1.000	1	1	2	2.2	3	1	0	0	0	2	
DEPAUL	2/19/17	19	7-9	.778	0-1	.000	1-2	.500	0	2	2	2.2	1	2	0	0	0	15	
at Villanova	2/22/17	21	1-3	.333	0-1	.000	0-0	.000	4	0	4	2.3	1	2	1	1	1	2	
at Xavier	2/26/17	10	3-3	1.000	0-0	.000	2-2	1.000	0	1	1	2.2	4	1	0	0	0	8	
SETON HALL	3/4/17	11	2-3	.667	0-1	.000	2-4	.500	1	1	2	2.2	1	0	1	0	1	6	
vs XAVIER	3/9/17	20	1-2	.500	0-0	.000	0-0	.000	0	1	1	2.2	2	1	3	0	1	2	
vs Winthrop	3/16/17	12	1-4	.250	0-1	.000	7-8	.875	0	2	2	2.2	1	0	0	2	1	9	
vs Middle Tennessee	3/18/17	11	2-2	1.000	0-0	.000	0-0	.000	0	0	0	2.1	5	0	2	0	0	4	
vs North Carolina	3/24/17	8	0-1	.000	0-1	.000	0-0	.000	0	0	0	2.1	3	0	0	0	0	0	
Totals		1	405	66-99	.667	10-21	.476	37-47	.787	38	32	70	2.1	57	14	21	4	7	179

CAREER STATS...

Season	gp-gs	min/avg	Total		3-Point		F-Throws			Rebounds					Scoring					
			fg-fga	pct	fg-fga	pct	ft-fa	pct	off	def	tot	avg	pf	fo	ast	to	blk	stl	pts	avg
2015-16	20-0	125/6.3	10-18	.556	2-3	.667	1-3	.333	11	15	26	1.3	29	1	4	7	1	2	23	1.2
2016-17	34-1	405/11.9	66-99	.667	10-21	.476	37-47	.787	38	32	70	2.1	57	1	14	21	4	7	179	5.3
TOTAL	54-1	530/9.8	76-117	.650	12-24	.500	38-50	.760	49	47	96	1.8	86	2	18	28	5	9	202	3.7



2017-18 Bulldogs



Opponent	Date	gs	min	Total		3-Pointers		Free throws		Rebounds			pf	a	t/o	blk	stl	pts	
				fg-fga	pct	3fg-fga	pct	ft-fa	pct	off	def	tot							avg
CITADEL	11/14/15	10	1-1	1.000	0-0	.000	0-0	.000	1	2	3	3.0	2	1	1	0	0	2	
vs Missouri State	11/19/15	12	0-0	.000	0-0	.000	0-1	.000	1	3	4	3.5	3	0	0	0	0	0	
vs Temple	11/20/15	dnp	-	-	-	-	-	-	-	-	-	-	-	-	-	-	-	-	
vs Miami	11/22/15	dnp	-	-	-	-	-	-	-	-	-	-	-	-	-	-	-	-	
SUIE	11/28/15	5	1-1	1.000	0-0	.000	0-0	.000	0	0	0	2.3	2	0	0	0	0	2	
at Cincinnati	12/2/15	dnp	-	-	-	-	-	-	-	-	-	-	-	-	-	-	-	-	
INDIANA STATE	12/5/15	4	0-0	.000	0-0	.000	0-0	.000	0	0	0	1.8	1	0	0	0	0	0	
VMI	12/7/15	12	3-5	.600	0-0	.000	0-0	.000	4	1	5	2.4	2	0	0	0	0	6	
TENNESSEE	12/12/15	dnp	-	-	-	-	-	-	-	-	-	-	-	-	-	-	-	-	
vs Purdue	12/19/15	3	1-2	.500	1-1	1.000	0-0	.000	0	2	2	2.3	3	0	1	0	0	3	
SOUTHERN UTAH	12/22/15	18	2-3	.667	0-0	.000	0-0	.000	1	1	2	2.3	2	2	1	0	0	4	
IUPUI	12/28/15	8	2-3	.667	1-1	1.000	0-0	.000	3	2	5	2.6	1	0	0	1	0	5	
PROVIDENCE	12/31/15	dnp	-	-	-	-	-	-	-	-	-	-	-	-	-	-	-	-	
at Xavier	1/2/16	10	0-0	.000	0-0	.000	0-0	.000	0	1	1	2.4	0	1	0	0	1	0	
at DePaul	1/5/16	dnp	-	-	-	-	-	-	-	-	-	-	-	-	-	-	-	-	
VILLANOVA	1/10/16	2	0-0	.000	0-0	.000	0-0	.000	0	0	0	2.2	0	0	0	0	0	0	
ST. JOHN'S	1/16/16	7	0-0	.000	0-0	.000	0-0	.000	0	0	0	2.0	3	0	2	0	1	0	
at Providence	1/19/16	7	0-1	.000	0-0	.000	0-0	.000	1	1	2	2.0	4	0	0	0	0	0	
at Creighton	1/23/16	dnp	-	-	-	-	-	-	-	-	-	-	-	-	-	-	-	-	
DEPAUL	1/27/16	3	0-0	.000	0-0	.000	0-0	.000	0	0	0	1.8	0	0	1	0	0	0	
at Marquette	1/30/16	dnp	-	-	-	-	-	-	-	-	-	-	-	-	-	-	-	-	
GEORGETOWN	2/2/16	8	0-1	.000	0-1	.000	0-0	.000	0	0	0	1.7	0	0	0	0	0	0	
at St. John's	2/6/16	7	0-0	.000	0-0	.000	1-2	.500	0	2	2	1.7	5	0	1	0	0	1	
at Seton Hall	2/10/16	dnp	-	-	-	-	-	-	-	-	-	-	-	-	-	-	-	-	
XAVIER	2/13/16	1	0-0	.000	0-0	.000	0-0	.000	0	0	0	1.6	0	0	0	0	0	0	
CREIGHTON	2/16/16	1	0-0	.000	0-0	.000	0-0	.000	0	0	0	1.5	0	0	0	0	0	0	
at Villanova	2/20/16	1	0-0	.000	0-0	.000	0-0	.000	0	0	0	1.4	0	0	0	0	0	0	
at Georgetown	2/27/16	4	0-0	.000	0-0	.000	0-0	.000	0	0	0	1.4	0	0	0	0	0	0	
SETON HALL	3/2/16	dnp	-	-	-	-	-	-	-	-	-	-	-	-	-	-	-	-	
MARQUETTE	3/5/16	2	0-1	.000	0-0	.000	0-0	.000	0	0	0	1.3	1	0	0	0	0	0	
vs Providence	3/10/16	dnp	-	-	-	-	-	-	-	-	-	-	-	-	-	-	-	-	
vs Texas Tech	3/17/16	dnp	-	-	-	-	-	-	-	-	-	-	-	-	-	-	-	-	
vs Virginia	3/19/16	dnp	-	-	-	-	-	-	-	-	-	-	-	-	-	-	-	-	
Totals		0	125	10-18	.556	2-3	.667	1-3	.333	11	15	26	1.3	29	4	7	1	2	23

Games played: 20
 Minutes/game: 6.3
 Points/game: 1.2
 FG Pct: 55.6
 3FG Pct: 66.7
 FT Pct: 33.3

Rebounds/game: 1.3
 Assists/game: 0.2
 Turnovers/game: 0.4
 Assist/turnover ratio: 0.6
 Steals/game: 0.1
 Blocks/game: 0.1



2017-18 Bulldogs



#0 CAMPBELL DONOVAN

G, 5-11, 165, Fr.
Ft. Wayne, Ind.
Bishop Dwenger

Exploratory Sciences
Major

Quick Hits:

- Two-year starter and three-year letter winner at Bishop Dwenger playing for coach Matt Kostoff
- First-team all-conference as a senior after earning honorable mention all-conference honors as a junior
- Averaged 16.5 points and 3.5 assists per game as a senior, shooting 47 percent from the field and 92 percent from the free throw line
- Averaged 14.0 points per game as a junior
- Played on the AAU circuit for Legit Basketball





2017-18 Bulldogs



#2 AARON THOMPSON

G, 6-2, 190, Fr.
Glenn Dale, Md.
Paul XI Catholic (Va.)

Entrepreneurship Major

Quick Hits:

- Four-star recruit by both Scout and ESPN
- Regarded as a Top-30 point guard in the 2017 class
- Two-year starter and four-year contributor at Paul VI Catholic (Va.) High School
- Was a part of 100 wins, the most of any player in program history
- First player in Paul VI's storied history to amass more than 800 points, 400 assists, 300 rebounds, and 200 steals in his career
- Washington Post All-Metropolitan first-team selection as a senior when he averaged 10.8 points for the 29-8 Panthers
- Played with Team Takeover during the 2016 EYBL circuit





2017-18 Bulldogs



#21 JERALD GILLENS-BUTLER

**G/F, 6-4, 235, Fr.
Ft. Lauderdale, Fla.
Calvary Christian**

Business Major

Quick Hits:

- Rated as a four-star prospect by ESPN and a three-star recruit by Rivals, Scout and 247sports
- Led Calvary Christian to the 2017 Florida Class 5A state title, posting 25 points and 10 rebounds the championship game victory over Tampa Catholic
- Averaged 14.5 points per game as a senior as Calvary posted a 24-6 record
- Averaged 16 points and 8.3 rebounds per game as a junior at Westminster Academy; led the team to a 23-7 record and an appearance in the Class 3A state championship game
- Played on the AAU circuit with the Florida Vipers, reaching the semifinals of the Las Vegas Fab 48 national tournament





2017-18 Bulldogs



#25 CHRISTIAN DAVID

**G/F, 6-6, 215, Fr.
Milton, Ontario
Vermont Academy**

Marketing Major

Quick Hits:

- Four-star prospect according to ESPN, Rivals, and 247 sports
- Ranked No. 82 by ESPN and No. 93 by Rivals
- As a senior, averaged 11.9 points, 6.3 rebounds and 6.1 assists per game, shooting 52 percent from the fields and 81 percent on free throws
- Appeared in 22 games while returning from a 2016 injury
- VermontAcademy entered the 2016-17 ranked No. 1 in the preseason national rankings
- Team made the NEPSAC AA Final 4 for the third year in a row
- Selected for the 2017 BioSteel All-Canadian game
- Junior season came to an end with a knee injury in Vermont Academy's loss in the New England Class AA semifinals
- Vermont Academy went 27-5 his junior year as David earned all-league honors





Coaching Staff





Coaching Staff

Head Coach LaVall Jordan



THE JORDAN FILE

**As Butler's Head Coach
First Season**
0-0 Record

**As a Head Coach
Second Season**
Career Record of 11-24

Alma Mater:
Butler, 2001

Family:
Wife, Destinee
Daughters, Ava, Alanna and
Adalynn

Hometown:
Albion, Mich.

HEAD COACHING RECORD

Year	School	Record
2017-18	Butler	0-0
2016-17	Milwaukee	11-24
Butler Overall		0-0 11-24

LaVall Jordan, who helped Butler to conference championships and NCAA Tournament appearances as both a player and an assistant coach, returns to his alma mater as the 24th head coach in men's basketball program history. He was hired June 12, 2017 by Butler Vice President/ Director of Athletics Barry Collier, who recruited Jordan to Butler as a student-athlete and coached him for three of Jordan's four seasons in a Bulldog uniform.

At Butler

- His coaching career began on the Butler sidelines (2003-07), working as an assistant coach for three seasons (2004-07) and as the coordinator of basketball operations for one season (2003-04).
- Helped guide the Bulldogs to a 29-7 record in 2006-07, sharing the Horizon League regular season title in 2007. Butler advanced to the Sweet 16 in the 2007 NCAA Tournament before a loss to eventual national champion, Florida.
- Before embarking on his coaching career, Jordan was a starting guard at Butler (1998-2001), helping the Bulldogs win three conference tournament titles and two Midwestern Collegiate Conference regular-season championships. He participated in four consecutive postseason tournaments -- NCAA (1998, 2000, 2001) and NIT (1999) -- and helped record Butler's first NCAA tournament win in 39 years with a 79-63 win over Wake Forest in 2001.
- Jordan was a two-time All-Midwestern Collegiate Conference performer and was the league's tournament MVP in 2001.
- He tallied 91 victories in four years, which (at the time) made him the winningest player in Butler history.
- In his four-year career, he recorded 977 points, 365 rebounds, 179 assists, and 151 three-pointers.
- Earned his bachelor's degree in journalism from Butler in 2001

As a Head Coach (2016-17 at Milwaukee)

- In his first head coaching position, Jordan led the Panthers to the Horizon League Tournament championship game.
- Milwaukee entered the postseason as the tournament's No. 10 seed before making a miraculous run through the bracket.
- Inheriting only four returning scholarship players when he took over the Panthers' program in April of 2016, finished 11-24 on the season.

As an Assistant Coach (at Michigan and Iowa, in addition to his time at Butler)

- Spent six seasons as an assistant coach with the University of Michigan basketball program (2010-16) under head coach John Beilein
- Helped the Michigan program to five NCAA Tournament appearances, including a trip to the 2013 Final Four and national title game -- the first for the program in 20 years, followed by a return trip to the Elite Eight in 2014.
- With Jordan, U-M averaged 24 wins per season, including a U-M record-tying 31 during the 2012-13 season. Michigan claimed a share of the 2012 Big Ten regular-season title with a 13-5 record -- the first for the program since 1986. The Wolverines won their first outright Big Ten title in 28 years in 2014 with a 15-3 record, winning the league by three games.
- Specializing in guard development, Jordan coached eight Wolverine guards to All-Big Ten honors. In addition, during his stint with U-M, six Wolverines reached the NBA.
- Spent three years at Iowa (2007-10) under Todd Lickliter. Jordan also coached under Lickliter at Butler after playing for Barry Collier and Thad Matta.

As a Professional Player

- Following his Butler career, he went on to play professional basketball in Europe
- He was the first Butler player to participate in the National Basketball Developmental League, playing for the Huntsville Flight.

Family

- Jordan and his wife, Destinee, have three daughters, Ava, Alanna and Adalynn.



Coaching Staff





Coaching Staff

Assistant Coach Jeff Meyer



THE MEYER FILE

- 1978-80**
Purdue University, Assistant Coach
- 1980-81**
University of South Florida, Assistant Coach
- 1981-97**
Liberty University, Head Coach
- 1998-2001**
Winthrop University, Associate Head Coach
- 2001-04**
Butler University, Assistant Coach
- 2004-06**
University of Missouri, Assistant Coach
- 2006-08**
Indiana University, Assistant Coach
- 2008-10**
University of Michigan, Administrative Specialist
- 2010-17**
University of Michigan, Assistant Coach

At Butler University

- Meyer spent three seasons at Butler (2001-04), where he helped guide the Bulldogs to back-to-back Horizon League Championships (2002, 2003), advancing to the NCAA Sweet 16 in 2003
- Spearheaded the recruiting efforts and played a vital role in the Bulldogs' player-skill development program, game preparation and strategy.
- Butler registered a 69-26 mark during his three seasons

At Michigan

- LaVall Jordan and Meyer worked together as assistant coaches on John Beilein's staff at Michigan for six seasons after previously serving together on Todd Lickliter's Butler staff during the 2003-04 season.
- In the six seasons that Meyer and Jordan were together at Michigan (prior to Jordan leaving to take the head coaching position at Milwaukee), the Wolverines posted a record of 143-70 and made the NCAA Tournament in five of those six seasons, including a run to the 2013 NCAA national championship game.
- Michigan averaged more than 20 wins per season during his time in Ann Arbor, reaching the NCAA Tournament in seven of those nine seasons

As an Assistant Coach (at Indiana University, University of Missouri, and Winthrop University)

- Began his coaching career as an assistant to Lee Rose at Purdue University (1978-80), where he earned his master's degree
- Was part of a Boilermakers squad that reached the 1980 NCAA Final Four, following a Big Ten regular-season co-championship and earn a 1979 NIT final appearance
- Spent an additional season with Rose at the University of South Florida (1980-81), helping the Bulls to an appearance in the NIT, before becoming the head coach at Liberty.
- Spent two seasons as an assistant coach at Indiana University (2006-08), helping the Hoosiers to back-to-back NCAA Tournament appearances (2007, 2008).
- Spent two seasons as an assistant at the University of Missouri (2004-06), where the Tigers made an NIT appearance in 2005.
- Before his time at Butler, Meyer was the associate head coach at Winthrop University (1998-2001), helping the Eagles win three straight Big South Tournament titles and secure three straight NCAA Tournament berths (1999, 2000, 2001).

As a Head Coach

- Prior to his assistant coaching career, Meyer spent 16 years as the head coach at Liberty University (1981-97), registering a 259-206 overall record becoming the Flames' all-time winningest coach -- a mark he still holds today
- Led Liberty to the 1994 Big South Tournament championship and a bid to the NCAA Tournament
- Program also produced successful individuals in the classroom, earning a 90-percent graduation rate (45 of 50 student-athletes) from 1981 to 1997.

Family

- Meyer and his wife, Karen, are the parents of two daughters, Holli and Sarah, and a son, Josh. They have five grandchildren.



Coaching Staff

Assistant Coach Emerson Kampen

As a Coach



THE KAMPEN FILE

2017-current

Butler University, Assistant Coach

2015-17

Butler University, Basketball Analyst

2014-15

Butler University, Assistant Coach

2013-14

Butler University, Graduate Assistant

- Kampen has been part of the Butler coaching staff since he graduated. He served as the basketball analyst for the past two seasons, having previously held assistant coach and graduate assistant positions
- Began his coaching career during the 2013-14 season as a graduate assistant, handling a variety of administrative and on-court duties on then Coach Brandon Miller's staff.
- Began the 2014-15 season as a graduate assistant for the Bulldogs. He stepped in to fill an assistant coach position when Chris Holtmann was elevated to head coach just prior to the start of the season, and he helped the Bulldogs to a 23-11 season, a tie for second place in the BIG EAST and a berth in the NCAA Tournament. Butler advanced to the Round of 32.
- Helped the 2015-16 Bulldogs to a record of 22-11 and its second consecutive appearance in the NCAA Tournament, advancing to the second round
- The 2016-17 team posted a 25-9 record, a second-place finish in the BIG EAST, and advanced to the Sweet 16 for the first time since 2011. The BIG EAST finish was Butler's best since joining the conference prior to the 2013-14 season.

As a player (at Butler)

- A former Yorktown High School basketball standout, Kampen was a four-year letterwinner and five-year team member with the Bulldogs, 2008-13.
- Played on Butler's two Final Four teams, and he served as a co-captain of the Bulldogs' 2012-13 team, which posted a 27-9 record and advanced to the third round of the NCAA Tournament.
- During his five seasons at Butler, the Bulldogs compiled a 136-45 record and made five straight postseason tournament appearances.
- Earned a marketing degree from Butler in 2013.



Coaching Staff

Assistant Coach Omar Lowery



THE LOWERY FILE

- 2017-present**
Butler University, Assistant Coach
- 2016-17**
Milwaukee, Assistant Coach
- 2014-16**
Sam Houston State, Assistant Coach
- 2013-14**
San Jose State, Assistant Coach
- 2009-13**
Cal Poly, Assistant Coach
- 2006-09**
Texas State, Assistant Coach
- 2004-06**
Eastern New Mexico, Graduate Assistant
- 2002-03**
Marquette High School (Milwaukee, Wis.), Assistant Coach
- 2001-02**
Hale High School (West Allis, Wis.), Assistant Coach

At Milwaukee

- Lowery spent the 2016-17 season as an assistant on Jordan's staff at Milwaukee.
- Guiding the Panthers, Milwaukee advanced to the Horizon League Tournament championship game. Milwaukee entered the postseason as the tournament's No. 10 seed before making a miraculous run through the bracket. Milwaukee's staff inherited only four returning scholarship players when they took over the Panthers' program in April of 2016.
- Involved in all aspects of the program, including scouting, player development, and recruiting. He will have similar responsibilities as part of the Butler staff.

As an Assistant Coach (at Sam Houston State, San Jose State, Cal Poly, and Texas State)

- Spent two seasons as an assistant at Sam Houston State, helping direct the team to 44 victories and postseason appearances both years
- While at Sam Houston State, mentored Michael Holyfield, the Defensive Player of the Year in the Southland Conference. He set the school's single-season record for blocks (86). He also coached Aurimas Majauskas of Lithuania to second-team all-league honors as a junior after averaging 14.1 points per game.
- At both San Jose State and Cal Poly, he was heavily involved in recruiting and was also in charge of skill development for the post players
- Cal Poly basketball saw a new level of success while Lowery was there, setting a program record for Big West victories and a school record for home wins in one season. The team also posted the program's first-ever win over a ranked opponent when it toppled No. 11 UCLA, 70-68, on the road.
- While at Texas State (2006-09), he helped recruit seven players ranked among the Top 40 Texas high school prospects and the team increased its victory total each of three seasons Lowery was on the bench.
- Prior to joining the Texas State staff, he served as a graduate assistant at Eastern New Mexico after several seasons as a high school assistant coach.

As a college player

- Began his career at South Plains College before transferring to Concordia University Wisconsin, where he earned All-Lake Michigan Conference First-Team honors. He helped Concordia qualify for the 2000 NCAA Division III Tournament for the first time in school history after setting a school record by averaging 16.3 points per game.



Coaching Staff

Will Vergollo Basketball Analyst



At Butler

- Vergollo arrives at Butler after being part of LaVall Jordan's staff at Milwaukee as an assistant coach.
- In this role for Butler, Vergollo oversees video operations and analytics, while assisting with preparation of scouting reports

At Milwaukee

- In his one season with the Panthers, Milwaukee advanced to the Horizon League Tournament championship game. Milwaukee entered the

postseason as the tournament's No. 10 seed before making a miraculous run through the bracket.

- Milwaukee's staff inherited only four returning scholarship players when they took over the Panthers' program in April of 2016
- Vergollo was involved in all aspects of the program, including scouting, player development, and recruiting.

At the University of Michigan

- Spent two years as U-M's graduate manager (2010-12), earning his master's degree in higher education administration and leadership from U-M in 2012. Before his graduate work, he spent four years as a student manager, including the last two as the head manager.
- Managed and assisted the entire basketball staff with the video operations for the program. He headed up the analytics program and assisted with preparation of scouting reports. In addition, Vergollo was the Michigan Basketball Camps director.

2017-present – Butler University, Basketball Analyst
 2016-17 – Milwaukee, Assistant Coach
 2013-16 – University of Michigan, Video Analyst
 2012-13 – West Virginia Wesleyan, Assistant Coach
 2010-12 – University of Michigan, Graduate Manager
 2006-10 – University of Michigan, Student Manager

Brandon Crone Coordinator of Basketball Operations



At Butler

- This is Crone's fourth season on the Butler staff as Coordinator of Basketball Operations. He handles a variety of organizational and administrative duties for the Bulldogs, including team travel and scheduling.
- In his first three seasons as a member of the Butler staff, the Bulldogs have made NCAA Tournament appearances each year, and won a combined 70 games. The 2016-17 team advanced to the Sweet 16 for the first time since 2011.

As a player (at Butler)

- Enjoyed a successful playing career at Butler, helping the Bulldogs to 78 victories and two postseason tournament berths over his four seasons
- Named Butler's Most Valuable Player in 2006-07, after leading the Bulldogs to a 29-7 record and a berth in the NCAA Sweet 16.
- After graduating from Butler, Crone went on to play professional basketball for three seasons in Europe.
- First arrived at Butler in 2003, following a successful high school basketball career at Frankfort High School. He was a two-time All-State performer at Frankfort, and he was named to the Indiana All-Star Team following his senior season
- One of just nine players in the state to average a double-double as a senior.

As a coach

- Accepted a position as assistant basketball coach at Park Tudor High School in Indianapolis, where he helped lead the Panthers to the 2011 Indiana Class 2A state championship.
- Went on to serve as an assistant coach for three seasons at Nova Southeastern, an NCAA Division II school in Fort Lauderdale, Fla.

2014-present – Butler University, Coordinator of Basketball Operations
 2011-14 – Nova Southeastern, Assistant Coach
 2010-11 - Park Tudor (Ind.) High School, Assistant Coach



Ryan Galloy
Head Athletic Trainer



Jim Peal
Strength & Conditioning
Coordinator



2016-17 Review





2016-17 Review

2016-17 RESULTS

Date	Opponent	Result/ Time (ET)
November		
12	NORTHERN COLORADO (FS2)	W, 89-52
Gavitt Tipoff Games		
16	NORTHWESTERN# (FS1)	W, 70-68
Continental Tire Las Vegas Invitational		
19	BUCKNELL% (FSN)	W, 86-60
21	NORFOLK STATE% (FS1)	W, 91-55
24	vs. Vanderbilt% (FS1)	W, 76-66
25	vs. #8/9 Arizona% (FS1)	W, 69-65
28	at Utah (Pac-12 Network)	W, 68-59
December		
3	CENTRAL ARKANSAS (FS2)	W, 82-58
7	at Indiana State (ESPN3)	L, 72-71
10	#22/23 CINCINNATI (FS1)	W, 75-65
Crossroads Classic		
17	vs. #9/9 Indiana\$ (BTN)	W, 83-78
21	VERMONT (FSN)	W, 81-69
29	at St. John's* (FS1)	L, 76-73
January		
1	PROVIDENCE* (CBSsn)	W, 78-61
4	#1/1 VILLANOVA* (FS1)	W, 66-58
7	at Georgetown* (FOX)	W, 85-76 (OT)
11	at #8/8 Creighton* (FS1)	L, 75-64
14	#15/14 XAVIER* (FS1)	W, 83-78
16	MARQUETTE* (FS1)	W, 88-80
21	at DePaul* (FS1)	W, 70-69 (OT)
25	at Seton Hall* (FS1)	W, 61-54
28	GEORGETOWN* (CBSsn)	L, 85-81
31	#22/22 CREIGHTON* (FS1)	L, 76-67
February		
7	at Marquette* (CBSsn)	W, 68-65
11	at Providence* (CBSsn)	L, 71-65
15	ST. JOHN'S* (FS1)	W, 110-86
19	DePAUL* (FS1)	W, 82-66
22	at #2/2 Villanova* (FS1)	W, 74-66
26	at Xavier* (FS1)	W, 88-79
March		
4	SETON HALL* (FOX)	L, 70-64
BIG EAST Tournament		
9	vs. Xavier (Quarterfinals - FS1)**	L, 62-57
NCAA Tournament		
16	vs. Winthrop (TNT)^	W, 76-64
18	vs. #rv/25 Middle Tenn. St. (TBS)^	W, 74-65
24	vs. #6/8 North Carolina (CBS)^	L, 92-80

#-Gavitt Tipoff Games; game played at Hinkle Fieldhouse
 %-Continental Tire Las Vegas Invitational
 \$-Crossroads Classic, Bankers Life Fieldhouse
 * BIG EAST game
 ** BIG EAST Tournament (New York, N.Y.)
 ^ NCAA Tournament

2016-17 BIG EAST CONFERENCE

	BIG EAST	All Games
Villanova	15-3	32-4
Butler	12-6	25-9
Creighton	10-8	25-10
Seton Hall	10-8	21-12
Providence	10-8	20-13
Marquette	10-8	19-13
Xavier	9-9	24-14
St. John's	7-11	14-19
Georgetown	5-13	14-18
DePaul	2-16	9-23

**Final Standings

2016-17 All-BIG EAST

ALL-BIG EAST FIRST TEAM

Andrew Chrabascz, Butler, F, Sr.
 *Marcus Foster, Creighton, G, Jr.
 *Angel Delgado, Seton Hall, F, Jr.
 *Jalen Brunson, Villanova, G, So.
 *Josh Hart, Villanova, G, Sr.
 Trevon Bluiett, Xavier, G, Jr.

ALL-BIG EAST SECOND TEAM

Kelan Martin, Butler, F, Jr.
 Justin Patton, Creighton, F, Fr.
 Rodney Bullock, Providence, F, Jr.
 Kyron Cartwright, Providence, G, Jr.
 Khadeen Carrington, Seton Hall, G, Jr.

BIG EAST HONORABLE MENTION

Rodney Pryor, Georgetown, G, Gr.
 Kris Jenkins, Villanova, G, Sr.

2016-17 Preseason Coaches Poll

- Villanova (9) - 81 points
- Xavier (1) - 69
- Creighton - 64
- Georgetown - 53
- Seton Hall - 53
- Butler - 44
- Marquette - 35
- St. John's - 21
- Providence - 18
- DePaul - 12

Poll based on vote of league's head coaches // First place votes in parentheses

2016-17 BY THE NUMBERS

Butler	BU Opponents
76.3	PPG 68.9
+7.5	Margin
.477	FG% .445
.366	3FG% .333
7.7	3FG/gm. 6.8
.741	FT% .697
15.4	FT/gm. 13.9
32.0	Rebounds 31.4
+0.6	Reb Margin
13.3	Assists 10.8
10.2	Turnovers 13.3
+3.1	TO Margin
1.3	A/TO Ratio 0.8
6.1	Steals 5.0
2.8	Blocks 2.6

STATISTICAL RANKINGS

Offensive

Statistic	#	BIG EAST	NCAA
Points	76.3	5	104
Margin	+7.5	3	52
FG%	.477	4	32
3FG%	.366	5	104
3FG/gm.	7.7	5	145
FT%	.741	3	55
Rebounds	32.0	10	325
Reb Margin	+0.6	5	168
Assists	13.3	8	189
Turnovers	10.2	1	9
TO Margin	+3.1	1	22
A/TO Ratio	1.31	3	36

Defensive

Statistic	#	BIG EAST	NCAA
Pts Allowed	68.9	3	86
FG% Def	.445	6	215
3FG% Def	.333	5	89
Steals	6.1	7	182
Blocks	2.8	8	237
Turnovers Forced	13.3	5	159

** 2016-17 Season Final Statistics



2016-17 Review

2016-17 BUTLER SEASON STATS

RECORD:	OVERALL	HOME	AWAY	NEUTRAL
ALL GAMES	25-9	13-3	7-4	5-2
CONFERENCE	12-6	6-3	6-3	0-0
NON-CONFERENCE	13-3	7-0	1-1	5-2

#	Player	gp-gs	min	avg	Total		3-Point		F-Throw		Rebounds				pf	dq	a	to	blk	stl	pts	avg
					fg-fga	fg%	3fg-fga	3fg%	ft-fta	ft%	off	def	tot	avg								
30	MARTIN, Kelan	34-21	977	28.7	180-421	.428	64-184	.348	120-153	.784	34	162	196	5.8	74	0	40	66	14	23	544	16.0
45	CHLABASCZ, Andrew	34-34	1112	32.7	129-284	.454	25-69	.362	105-138	.761	52	103	155	4.6	83	1	107	57	9	24	388	11.4
03	BALDWIN, Kamar	34-24	916	26.9	138-279	.495	35-94	.372	34-45	.756	15	111	126	3.7	76	2	50	51	18	59	345	10.1
00	WOODSON, Avery	34-21	762	22.4	103-238	.433	75-178	.421	20-26	.769	8	79	87	2.6	60	0	23	11	9	10	301	8.9
11	SAVAGE, Kethan	30-11	613	20.4	77-174	.443	14-48	.292	71-95	.747	5	75	80	2.7	58	4	46	34	6	27	239	8.0
04	WIDEMAN, Tyler	34-33	781	23.0	96-156	.615	0-2	.000	53-81	.654	70	100	170	5.0	102	2	15	38	26	20	245	7.2
01	LEWIS, Tyler	34-24	743	21.9	71-137	.518	22-56	.393	59-80	.738	9	40	49	1.4	58	0	137	33	1	22	223	6.6
51	FOWLER, Nate	34-1	405	11.9	66-99	.667	10-21	.476	37-47	.787	38	32	70	2.1	57	1	14	21	4	7	179	5.3
50	BRUNK, Joey	7-0	49	7.0	7-13	.538	0-2	.000	8-12	.667	0	7	7	1.0	8	0	1	3	1	1	22	3.1
22	McDERMOTT, Sean	30-1	322	10.7	22-53	.415	15-42	.357	10-15	.667	12	31	43	1.4	42	0	9	10	6	6	69	2.3
10	PETTUS, Trey	7-0	24	3.4	4-10	.400	0-4	.000	1-2	.500	0	2	2	0.3	3	0	3	2	0	0	9	1.3
20	BADDLEY, Henry	24-0	117	4.9	11-25	.440	0-8	.000	4-9	.444	5	14	19	0.8	16	0	5	6	2	7	26	1.1
25	BENNETT, Steven	7-0	29	4.1	2-9	.222	1-6	.167	0-1	.000	0	3	3	0.4	3	0	3	2	0	0	5	0.7
Team																						
Total.....		34	6850		906-1898	.477	261-714	.366	522-704	.741	287	802	1089	32.0	641	10	453	346	96	206	2595	76.3
Opponents.....		34	6850		818-1837	.445	231-693	.333	474-680	.697	297	770	1067	31.4	655	20	366	451	87	171	2341	68.9

2016-17 BUTLER BIG EAST ONLY STATS

RECORD:	OVERALL	HOME	AWAY	NEUTRAL
ALL GAMES	12-6	6-3	6-3	0-0
CONFERENCE	12-6	6-3	6-3	0-0
NON-CONFERENCE	0-0	0-0	0-0	0-0

#	Player	gp-gs	min	avg	Total		3-Point		F-Throw		Rebounds				pf	dq	a	to	blk	stl	pts	avg
					fg-fga	fg%	3fg-fga	3fg%	ft-fta	ft%	off	def	tot	avg								
30	MARTIN, Kelan	18-10	519	28.8	87-213	.408	26-85	.306	58-80	.725	19	100	119	6.6	38	0	17	31	7	10	258	14.3
03	BALDWIN, Kamar	18-17	518	28.8	82-168	.488	20-55	.364	20-25	.800	13	60	73	4.1	49	2	29	24	10	27	204	11.3
11	SAVAGE, Kethan	18-7	418	23.2	61-129	.473	11-38	.289	56-73	.767	5	46	51	2.8	44	4	31	22	3	23	189	10.5
45	CHLABASCZ, Andrew	18-18	603	33.5	62-145	.428	9-38	.237	49-65	.754	27	50	77	4.3	41	1	63	39	5	17	182	10.1
0	WOODSON, Avery	18-8	433	24.1	58-128	.453	41-96	.427	15-15	1.000	6	45	51	2.8	30	0	8	6	5	2	172	9.6
04	WIDEMAN, Tyler	18-17	422	23.4	48-85	.565	0-2	.000	30-41	.732	47	48	95	5.3	58	2	5	19	13	11	126	7.0
51	FOWLER, Nate	18-1	222	12.3	38-57	.667	7-15	.467	22-27	.815	20	14	34	1.9	33	0	10	12	1	4	105	5.8
01	LEWIS, Tyler	18-12	358	19.9	29-61	.475	13-31	.419	27-35	.771	1	20	21	1.2	32	0	55	15	0	9	98	5.4
25	BENNETT, Steven	2-0	5	2.5	2-4	.500	1-2	.500	0-0	.000	0	0	0	0.0	1	0	0	1	0	0	5	2.5
22	McDERMOTT, Sean	15-0	95	6.3	6-16	.375	4-14	.286	2-4	.500	4	8	12	0.8	12	0	2	4	2	2	18	1.2
20	BADDLEY, Henry	14-0	54	3.9	4-11	.364	0-4	.000	2-2	1.000	4	6	10	0.7	10	0	2	2	1	4	10	0.7
10	PETTUS, Trey	2-0	3	1.5	0-1	.000	0-0	.000	0-0	.000	0	1	1	0.5	1	0	0	1	0	0	0	0.0
Team																						
Total.....		18	3650		477-1018	.469	132-380	.347	281-367	.766	167	424	591	32.8	350	9	222	185	47	109	1367	75.9
Opponents.....		18	3650		451-982	.459	134-382	.351	255-366	.697	159	403	562	31.2	338	9	199	224	53	90	1291	71.7



2016-17 Review

DATE	WL	OPPONENT	BU	OPP.	Starting Line-up	Points	Rebounds	Assists
11/12	W	N. COLORADO	89	52	Lewis-Woodson-Martin-Chrabascz-Wideman	Martin (21)	Martin (6)	Lewis (5)
11/16	W	NORTHWESTERN	70	68	Lewis-Woodson-Martin-Chrabascz-Wideman	Martin (22)	Chrabascz (7)	Baldwin (3)
11/19	W	BUCKNELL	86	60	Lewis-Woodson-Martin-Chrabascz-Wideman	Wideman/Woodson (14)	Martin (6)	Lewis (7)
11/21	W	NORFOLK STATE	91	55	Lewis-Woodson-Martin-Chrabascz-Wideman	Fowler (17)	Fowler (7)	Lewis (8)
11/24	W	vs. Vanderbilt	76	66	Lewis-Woodson-Martin-Chrabascz-Wideman	Lewis (15)	Chrabascz (10)	Lewis (4)
11/25	W	vs. #8/9 Arizona	69	65	Lewis-Woodson-Martin-Chrabascz-Wideman	Martin (16)	Wideman (8)	Lewis (6)
11/28	W	at Utah	68	59	Lewis-Woodson-Martin-Chrabascz-Wideman	Martin (18)	Wideman (5)	Lewis (6)
12/3	W	CENT. ARKANSAS	82	58	Lewis-Woodson-Martin-Chrabascz-Wideman	Martin (30)	Wideman (10)	Savage (6)
12/7	L	at Indiana State	71	72	Lewis-Woodson-Martin-Chrabascz-Wideman	Chrabascz (18)	Chrabascz (7)	Lewis (7)
12/10	W	#22/23 CINCINNATI	75	65	Lewis-Baldwin-McDermott-Chrabascz-Wideman	Martin (20)	Baldwin (7)	Chrabascz (5)
12/17	W	vs. #9/9 Indiana	83	78	Lewis-Baldwin-Martin-Chrabascz-Wideman	Martin (28)	Baldwin (5)	Lewis (6)
12/21	W	VERMONT	81	69	Lewis-Baldwin-Martin-Chrabascz-Wideman	Chrabascz (28)	Martin (8)	Lewis (7)
12/29	L	at St. John's	73	76	Lewis-Baldwin-Martin-Chrabascz-Wideman	Wideman (20)	Martin/Wideman (9)	Chrabascz (4)
1/1	W	PROVIDENCE	78	61	Lewis-Baldwin-Martin-Chrabascz-Wideman	Martin (15)	Martin (8)	Chrabascz (4)
1/4	W	#1/1 VILLANOVA	66	58	Lewis-Baldwin-Martin-Chrabascz-Wideman	Chrabascz/Savage (13)	Chrabascz (7)	Lewis/Chrabascz (3)
1/7	W	at Georgetown (OT)	85	76	Lewis-Baldwin-Martin-Chrabascz-Wideman	Baldwin (16)	Martin (10)	Savage (3)
1/11	L	at #8/8 Creighton	64	75	Lewis-Baldwin-Martin-Chrabascz-Wideman	Woodson (14)	Chrabascz (6)	Savage/Chrabascz (3)
1/14	W	#15/14 XAVIER	83	78	Lewis-Baldwin-Woodson-Chrabascz-Fowler	Baldwin (21)	Baldwin (9)	Chrabascz (2)
1/16	W	MARQUETTE	88	80	Lewis-Baldwin-Martin-Chrabascz-Wideman	Martin (22)	Martin (7)	Lewis/Chrabascz (3)
1/21	W	at DePaul (OT)	70	69	Lewis-Baldwin-Martin-Chrabascz-Wideman	Savage (20)	Wideman (8)	Four players (2)
1/25	W	at Seton Hall	61	54	Lewis-Baldwin-Martin-Chrabascz-Wideman	Chrabascz (16)	Martin (11)	Three players (2)
1/28	L	GEORGETOWN	81	85	Lewis-Baldwin-Martin-Chrabascz-Wideman	Martin (22)	Wideman/Martin (4)	Lewis (5)
1/31	L	#22/22 CREIGHTON	67	76	Lewis-Baldwin-Martin-Chrabascz-Wideman	Baldwin (14)	Martin (8)	Chrabascz (4)
2/7	W	at Marquette	68	65	Savage-Baldwin-Woodson-Chrabascz-Wideman	Chrabascz (21)	Wideman (7)	Lewis (5)
2/11	L	at Providence	65	71	Savage-Baldwin-Woodson-Chrabascz-Wideman	Fowler (19)	Baldwin (11)	Chrabascz (4)
2/15	W	ST. JOHN'S	110	86	Savage-Baldwin-Woodson-Chrabascz-Wideman	Chrabascz/Woodson (20)	Wideman (10)	Lewis (9)
2/19	W	DePAUL	82	66	Savage-Baldwin-Woodson-Chrabascz-Wideman	Fowler (15)	Martin (8)	Lewis (8)
2/22	W	at #2/2 Villanova	74	66	Savage-Baldwin-Woodson-Chrabascz-Wideman	Martin (22)	Martin (8)	Chrabascz (8)
2/26	W	at Xavier	88	79	Savage-Baldwin-Woodson-Chrabascz-Wideman	Martin (25)	Martin (7)	Chrabascz (6)
3/4	L	SETON HALL	64	70	Savage-Lewis-Woodson-Chrabascz-Wideman	Martin (19)	Martin (6)	Chrabascz (5)
3/9	L	vs. Xavier	57	62	Savage-Baldwin-Woodson-Chrabascz-Wideman	Martin (15)	Chrabascz (5)	Martin/Chrabascz (2)
3/16	W	vs. Winthrop	76	64	Savage-Baldwin-Woodson-Chrabascz-Wideman	Woodson (18)	Martin (8)	Lewis (8)
3/18	W	vs. Middle Tenn. St.	74	65	Savage-Baldwin-Woodson-Chrabascz-Wideman	Martin (19)	Martin/Savage (6)	Three players (4)
3/24	L	vs. #6/8 North Carolina	80	92	Savage-Baldwin-Woodson-Chrabascz-Wideman	Chrabascz (21)	Chrabascz (7)	Lewis/Chrabascz (4)

DATE	WL	OPPONENT	Bench Scoring	Bench High	Reb. Margin	In Paint	2nd Chance	Off T/Os	Fast Break
11/12	W	N. COLORADO	34-10 (+24)	Baldwin (11)	35-24 (+11)	36-24 (+12)	9-4 (+5)	26-12 (+14)	4-2 (+2)
11/16	W	NORTHWESTERN	17-11 (+6)	Baldwin (11)	32-31 (+1)	26-18 (+8)	10-11 (-1)	18-6 (+12)	8-0 (+8)
11/19	W	BUCKNELL	34-19 (+15)	Baldwin (10)	26-24 (+2)	34-22 (+12)	8-4 (+4)	25-3 (+22)	2-2 (-)
11/21	W	NORFOLK STATE	46-25 (+21)	Fowler (17)	35-28 (+7)	39-16 (+23)	12-12 (-)	22-11 (+11)	7-2 (+5)
11/24	W	vs. Vanderbilt	22-39 (-17)	Baldwin (12)	36-33 (+3)	24-30 (-6)	10-8 (+2)	21-10 (+11)	4-2 (+2)
11/25	W	vs. #8/9 Arizona	19-16 (+3)	Baldwin (11)	26-35 (-9)	24-36 (-12)	4-6 (-2)	17-18 (-1)	2-8 (-6)
11/28	W	at Utah	6-7 (-1)	Baldwin (4)	31-33 (-2)	36-28 (+12)	8-22 (-14)	23-13 (+10)	8-6 (+2)
12/3	W	CENT. ARKANSAS	20-10 (+10)	Baldwin/McDermott (4)	34-27 (+7)	32-14 (+18)	16-4 (+12)	24-12 (+12)	0-6 (-6)
12/7	L	at Indiana State	11-14 (-3)	Baldwin (6)	29-37 (-8)	26-30 (-4)	12-13 (-1)	12-9 (+3)	4-9 (-5)
12/10	W	#22/23 CINCINNATI	33-4 (+29)	Martin (20)	34-35 (-1)	26-32 (-6)	7-14 (-7)	11-8 (+3)	0-6 (-6)
12/17	W	vs. #9/9 Indiana	13-11 (+2)	Savage (6)	26-42 (-16)	26-38 (-12)	9-9 (-)	17-8 (+9)	0-15 (-15)
12/21	W	VERMONT	18-9 (+9)	Fowler (8)	32-32 (-)	44-34 (+10)	9-10 (-1)	11-11 (-)	2-0 (+2)
12/29	L	at St. John's	28-18 (+10)	Woodson/Savage (10)	31-31 (-)	32-28 (+4)	17-9 (+8)	19-14 (+5)	4-8 (-4)
1/1	W	PROVIDENCE	29-5 (+24)	Woodson (11)	30-26 (+4)	24-18 (+6)	2-4 (-2)	15-13 (+2)	2-2 (-)
1/4	W	#1/1 VILLANOVA	25-6 (+19)	Savage (13)	33-24 (+9)	22-26 (-4)	7-7 (-)	10-6 (+4)	8-0 (+8)
1/7	W	at Georgetown (OT)	33-19 (+14)	Savage/Fowler (11)	42-36 (+6)	20-40 (-20)	19-12 (+7)	14-11 (+3)	2-9 (-7)
1/11	L	at #8/8 Creighton	32-11 (+21)	Woodson (14)	30-34 (-4)	28-40 (-12)	14-13 (+1)	17-9 (+8)	3-10 (-7)
1/14	W	#15/14 XAVIER	31-12 (+19)	Martin (13)	31-29 (+2)	30-28 (+2)	2-12 (-10)	21-12 (+9)	6-2 (+4)
1/17	W	MARQUETTE	23-18 (+5)	Savage (17)	32-28 (+4)	38-32 (+6)	17-10 (+7)	11-8 (+3)	4-0 (+4)
1/21	W	at DePaul (OT)	32-4 (+28)	Savage (20)	44-41 (+3)	30-18 (+12)	7-12 (-5)	13-6 (+7)	4-2 (+2)
1/25	W	at Seton Hall	15-10 (+5)	Savage (15)	43-52 (-9)	18-24 (-6)	9-17 (-8)	7-12 (-5)	9-2 (+7)
1/28	L	GEORGETOWN	24-28 (-4)	Woodson/Savage (8)	19-22 (-3)	38-28 (+10)	4-4 (-)	16-9 (+7)	2-2 (-)
1/31	L	#22/22 CREIGHTON	24-14 (+10)	Woodson (8)	35-27 (+8)	30-26 (+4)	14-4 (+10)	15-15 (-)	2-0 (+2)
2/7	W	at Marquette	9-12 (-3)	Lewis (8)	31-32 (-1)	22-30 (-8)	5-9 (-4)	11-18 (-7)	10-8 (+2)
2/11	L	at Providence	29-21 (+8)	Fowler (19)	37-32 (+5)	28-26 (-2)	7-13 (-6)	10-4 (-6)	8-9 (-1)
2/15	W	ST. JOHN'S	37-24 (+13)	Martin (19)	40-25 (+15)	30-28 (+2)	12-13 (-1)	18-18 (-)	4-4 (-)
2/19	W	DePAUL	44-17 (+27)	Fowler (15)	31-24 (+7)	46-24 (+22)	10-5 (+5)	11-9 (+2)	6-2 (+4)
2/22	W	at #22 Villanova	32-6 (+26)	Martin (22)	32-31 (+1)	26-32 (-6)	11-16 (-5)	18-17 (+1)	8-4 (+4)
2/26	W	at Xavier	35-22 (+13)	Martin (25)	26-33 (-7)	32-34 (-2)	12-7 (+5)	19-11 (+8)	12-6 (+6)
3/4	L	SETON HALL	32-8 (+24)	Martin (19)	24-35 (-11)	22-34 (-12)	12-16 (-4)	14-8 (+6)	2-2 (-)
3/9	L	vs. Xavier	21-12 (+9)	Martin (15)	26-31 (-5)	24-26 (-2)	6-4 (+2)	18-12 (+6)	4-2 (+2)
3/16	W	vs. Winthrop	28-9 (+19)	Martin (10)	42-27 (+15)	28-28 (-)	5-0 (+5)	9-13 (-4)	18-21 (-3)
3/18	W	vs. Middle Tenn. St.	30-33 (-3)	Martin (19)	28-28 (-)	28-30 (-2)	2-9 (-7)	14-0 (+14)	13-2 (+11)
3/24	L	vs. #6/8 North Carolina	27-23 (+4)	Martin (16)	26-38 (-12)	26-42 (-16)	15-15 (-)	13-13 (-)	7-13 (-6)



2016-17 Review

Opponent	Date	Score	00	01	03	04	10	11	20	
			WOODSON,AV	LEWIS,TYLE	BALDWIN,KA	WIDEMAN,TY	PETTUS,TRE	SAVAGE,KET	BADDLEY,HE	
NORTHERN COLORADO	11/12/16	89-52	w	8-4-2	16-2-5	11-1-1	4-3-0	0-0-1	DNP	4-3-0
NORTHWESTERN	11/16/16	70-68	w	5-1-1	4-0-2	11-3-3	9-5-0	DNP	DNP	2-0-0
BUCKNELL	11/19/16	86-60	w	14-4-0	4-0-7	10-3-2	14-2-1	2-0-0	DNP	6-2-1
NORFOLK STATE	11/21/16	91-55	w	15-3-1	3-0-8	5-3-3	5-5-0	4-1-2	DNP	4-4-2
vs Vanderbilt	11/24/16	76-66	w	5-4-2	15-2-4	12-1-1	8-7-1	DNP	2-1-0	0-0-0
vs Arizona	11/25/16	69-65	w	13-2-0	4-0-6	11-3-0	3-8-1	DNP	2-0-0	DNP
at Utah	11/28/16	68-59	w	8-2-1	10-3-6	4-2-0	15-5-0	DNP	0-2-0	0-0-0
CENTRAL ARKANSAS	12/3/16	82-58	w	9-3-3	7-1-4	5-1-2	10-10-2	2-0-0	4-1-6	0-0-0
at Indiana State	12/7/16	71-72	L	6-0-1	15-4-7	6-1-0	9-6-1	DNP	0-2-0	0-0-0
CINCINNATI	12/10/16	75-65	w	4-1-1	9-4-3	8-7-0	6-4-0	DNP	0-2-2	DNP
vs Indiana	12/17/16	83-78	w	3-1-1	6-0-6	14-5-0	8-4-0	DNP	6-0-0	DNP
VERMONT	12/21/16	81-69	w	6-0-0	4-5-7	2-4-1	8-2-1	DNP	4-4-2	DNP
at St. John's	12/29/16	73-76	L	10-0-0	4-1-1	4-0-2	20-9-0	DNP	10-1-2	DNP
PROVIDENCE	1/1/17	78-61	w	11-2-2	8-2-1	6-2-2	9-6-0	DNP	10-1-1	0-1-0
VILLANOVA	1/4/17	66-58	w	8-3-0	2-0-3	10-5-1	4-2-0	DNP	13-2-0	DNP
at Georgetown	1/7/17	85-76	w	8-6-2	7-1-1	16-5-2	5-7-0	DNP	11-2-3	DNP
at Creighton	1/11/17	64-75	L	14-5-0	8-2-2	9-4-2	6-3-0	DNP	8-1-3	2-1-0
XAVIER	1/14/17	83-78	w	6-2-1	5-0-1	21-9-1	8-7-0	DNP	10-2-0	0-0-0
MARQUETTE	1/16/17	88-80	w	6-2-0	10-2-3	18-3-2	5-5-2	DNP	17-4-0	0-3-0
at DePaul	1/21/17	70-69	w	8-6-1	5-2-0	18-5-2	3-8-1	DNP	20-5-2	2-1-2
at Seton Hall	1/25/17	61-54	w	0-2-0	4-2-2	12-3-1	4-5-0	DNP	15-10-1	0-0-0
GEORGETOWN	1/28/17	81-85	L	8-2-0	6-2-5	10-1-3	3-4-1	DNP	8-1-3	2-0-0
CREIGHTON	1/31/17	67-76	L	8-2-0	4-0-3	14-3-0	8-5-0	DNP	6-3-1	4-3-0
at Marquette	2/7/17	68-65	w	17-6-2	8-2-5	8-6-1	8-7-0	DNP	5-3-3	0-0-0
at Providence	2/11/17	65-71	L	2-2-0	0-0-2	5-11-3	4-3-0	DNP	13-4-1	0-1-0
ST. JOHN'S	2/15/17	110-86	w	20-4-0	7-1-9	8-4-1	14-10-0	0-0-0	11-3-3	0-0-0
DEPAUL	2/19/17	82-66	w	12-2-0	10-1-8	6-2-2	8-4-0	0-1-0	9-3-2	0-0-0
at Villanova	2/22/17	74-66	w	13-1-0	8-2-4	15-2-1	5-2-0	DNP	5-3-4	0-0-0
at Xavier	2/26/17	88-79	w	8-2-0	2-0-1	17-5-3	8-4-1	DNP	9-2-2	DNP
SETON HALL	3/4/17	64-70	L	13-2-0	0-1-4	7-3-0	4-4-0	DNP	9-1-0	0-0-0
vs XAVIER	3/9/17	57-62	L	0-1-1	4-4-1	8-4-1	9-1-1	DNP	13-3-0	DNP
vs Winthrop	3/16/17	76-64	w	18-5-1	9-0-8	7-6-2	5-7-0	DNP	6-6-1	0-0-0
vs Middle Tennessee	3/18/17	74-65	w	7-5-0	7-1-4	13-4-4	4-3-1	DNP	5-6-2	DNP
vs North Carolina	3/24/17	80-92	L	8-0-0	8-2-4	14-5-1	2-3-1	1-0-0	8-2-2	0-0-0

Opponent	Date	Score	22	25	30	45	50	51	
			MCDERMOTT,	BENNETT,ST	MARTIN,KEL	CHRABASCZ,	BRUNK,JOEY	FOWLER,NAT	
NORTHERN COLORADO	11/12/16	89-52	w	6-4-1	0-1-0	21-6-1	6-4-2	6-2-0	7-3-0
NORTHWESTERN	11/16/16	70-68	w	2-4-0	DNP	22-4-0	13-7-1	0-0-0	2-4-0
BUCKNELL	11/19/16	86-60	w	3-1-1	0-1-0	13-6-2	7-3-4	6-0-0	7-2-1
NORFOLK STATE	11/21/16	91-55	w	6-0-1	0-1-2	11-3-2	11-4-3	10-4-1	17-7-1
vs Vanderbilt	11/24/16	76-66	w	7-6-1	DNP	14-3-2	12-10-3	DNP	1-2-0
vs Arizona	11/25/16	69-65	w	6-0-0	DNP	16-3-1	14-7-1	0-0-0	0-0-0
at Utah	11/28/16	68-59	w	0-2-0	DNP	18-3-2	11-3-3	DNP	2-1-0
CENTRAL ARKANSAS	12/3/16	82-58	w	5-3-1	0-0-1	30-6-1	6-7-2	0-1-0	4-1-0
at Indiana State	12/7/16	71-72	L	5-1-1	DNP	12-5-1	18-7-3	DNP	0-2-1
CINCINNATI	12/10/16	75-65	w	7-2-0	DNP	20-4-2	12-4-5	0-0-0	9-4-0
vs Indiana	12/17/16	83-78	w	2-3-1	DNP	28-4-2	14-3-4	DNP	2-2-0
VERMONT	12/21/16	81-69	w	0-3-0	DNP	21-8-0	28-1-3	DNP	8-5-0
at St. John's	12/29/16	73-76	L	1-2-0	DNP	13-9-1	4-5-4	DNP	7-1-3
PROVIDENCE	1/1/17	78-61	w	0-0-0	DNP	15-8-3	11-3-4	DNP	8-2-0
VILLANOVA	1/4/17	66-58	w	0-0-0	DNP	12-6-1	13-7-3	DNP	4-2-0
at Georgetown	1/7/17	85-76	w	3-1-1	DNP	13-10-2	11-5-1	DNP	11-4-0
at Creighton	1/11/17	64-75	L	0-0-0	DNP	7-5-0	2-6-3	DNP	8-3-1
XAVIER	1/14/17	83-78	w	0-1-0	DNP	13-2-1	16-3-2	DNP	4-1-0
MARQUETTE	1/16/17	88-80	w	0-0-0	DNP	22-7-0	10-5-3	DNP	0-0-0
at DePaul	1/21/17	70-69	w	0-0-0	DNP	12-5-0	0-5-2	DNP	2-3-0
at Seton Hall	1/25/17	61-54	w	DNP	DNP	10-11-2	16-6-2	DNP	0-1-1
GEORGETOWN	1/28/17	81-85	L	DNP	DNP	22-4-2	16-2-2	DNP	6-2-0
CREIGHTON	1/31/17	67-76	L	3-2-0	DNP	11-8-1	6-5-4	DNP	3-1-0
at Marquette	2/7/17	68-65	w	0-0-0	DNP	1-1-0	21-5-4	DNP	0-0-0
at Providence	2/11/17	65-71	L	2-1-0	DNP	8-5-0	12-3-4	DNP	19-3-0
ST. JOHN'S	2/15/17	110-86	w	7-2-0	2-0-0	19-9-0	20-3-3	DNP	2-2-1
DEPAUL	2/19/17	82-66	w	2-2-1	3-0-0	14-8-1	3-2-3	DNP	15-2-1
at Villanova	2/22/17	74-66	w	0-1-0	DNP	22-8-2	4-7-8	DNP	2-4-2
at Xavier	2/26/17	88-79	w	0-0-0	DNP	25-7-0	11-2-6	DNP	8-1-1
SETON HALL	3/4/17	64-70	L	DNP	DNP	19-6-1	6-3-5	DNP	6-2-0
vs XAVIER	3/9/17	57-62	L	0-0-0	DNP	15-3-2	6-5-2	DNP	2-1-1
vs Winthrop	3/16/17	76-64	w	0-1-0	DNP	10-8-0	12-4-3	DNP	9-2-0
vs Middle Tennessee	3/18/17	74-65	w	DNP	DNP	19-6-4	15-2-1	DNP	4-0-0
vs North Carolina	3/24/17	80-92	L	2-1-0	0-0-0	16-5-1	21-7-4	DNP	0-0-0



2016-17 Review

2016-17 BUTLER GAME-BY-GAME TEAM STATS

Opponent	Date	Score	W/L	Total		3-Pointers		Free throws		Rebounds				pf	a	t/o	blk	stl	pts	avg
				fg-fga	pct	3fg-fga	pct	ft-fta	pct	off	def	tot	avg							
NORTHERN COLORADO	11/12/16	89-52	W	32-60	.533	9-29	.310	16-21	.762	9	26	35	35.0	24	13	12	3	9	89	89.0
NORTHWESTERN	11/16/16	70-68	W	23-60	.383	7-23	.304	17-22	.773	12	20	32	33.5	20	7	8	5	5	70	79.5
BUCKNELL	11/19/16	86-60	W	36-58	.621	8-15	.533	6-12	.500	4	22	26	31.0	15	19	8	3	7	86	81.7
NORFOLK STATE	11/21/16	91-55	W	32-55	.582	13-28	.464	14-23	.609	9	26	35	32.0	20	26	10	6	7	91	84.0
vs Vanderbilt	11/24/16	76-66	W	21-52	.404	9-25	.360	25-36	.694	12	24	36	32.8	17	14	12	1	6	76	82.4
vs Arizona	11/25/16	69-65	W	23-49	.469	6-15	.400	17-21	.810	6	20	26	31.7	20	9	15	2	4	69	80.2
at Utah	11/28/16	68-59	W	28-53	.528	5-14	.357	7-15	.467	9	22	31	31.6	20	12	13	0	12	68	78.4
CENTRAL ARKANSAS	12/3/16	82-58	W	31-63	.492	11-35	.314	9-14	.643	10	24	34	31.9	12	22	8	2	6	82	78.9
at Indiana State	12/7/16	71-72	L	25-55	.455	10-18	.556	11-16	.688	9	20	29	31.6	16	15	11	4	7	71	78.0
CINCINNATI	12/10/16	75-65	W	23-54	.426	8-20	.400	21-26	.808	7	27	34	31.8	15	13	6	4	1	75	77.7
vs Indiana	12/17/16	83-78	W	27-58	.466	10-21	.476	19-25	.760	6	20	26	31.3	21	14	6	4	5	83	78.2
VERMONT	12/21/16	81-69	W	32-56	.571	5-10	.500	12-16	.750	5	27	32	31.3	19	14	10	4	5	81	78.4
at St. John's	12/29/16	73-76	L	28-61	.459	6-25	.240	11-16	.688	12	19	31	31.3	23	13	13	2	7	73	78.0
PROVIDENCE	1/1/17	78-61	W	26-42	.619	8-14	.571	18-25	.720	2	28	30	31.2	21	13	14	2	6	78	78.0
VILLANOVA	1/4/17	66-58	W	23-51	.451	5-20	.250	15-15	1.000	7	26	33	31.3	17	8	8	0	3	66	77.2
at Georgetown	1/7/17	85-76	Wot	25-64	.391	10-20	.500	25-29	.862	13	29	42	32.0	24	12	12	2	7	85	77.7
at Creighton	1/11/17	64-75	L	26-63	.413	8-25	.320	4-7	.571	14	16	30	31.9	14	11	11	2	9	64	76.9
XAVIER	1/14/17	83-78	W	23-50	.460	4-19	.211	33-38	.868	7	24	31	31.8	29	6	9	1	8	83	77.2
MARQUETTE	1/16/17	88-80	W	30-57	.526	5-13	.385	23-30	.767	10	22	32	31.8	15	10	4	4	3	88	77.8
at DePaul	1/21/17	70-69	Wot	23-64	.359	6-24	.250	18-26	.692	12	32	44	32.5	23	10	6	4	7	70	77.4
at Seton Hall	1/25/17	61-54	W	19-54	.352	8-20	.400	15-27	.556	8	35	43	33.0	19	9	11	4	5	61	76.6
GEORGETOWN	1/28/17	81-85	L	30-55	.545	7-18	.389	14-16	.875	4	15	19	32.3	17	16	9	0	4	81	76.8
CREIGHTON	1/31/17	67-76	L	27-66	.409	7-27	.259	6-7	.857	13	22	35	32.4	16	9	13	3	2	67	76.4
at Marquette	2/7/17	68-65	W	25-51	.490	9-21	.429	9-14	.643	6	25	31	32.4	14	15	13	7	9	68	76.0
at Providence	2/11/17	65-71	L	23-56	.411	5-18	.278	14-17	.824	12	25	37	32.6	22	10	11	1	5	65	75.6
ST. JOHN'S	2/15/17	110-86	W	34-59	.576	13-26	.500	29-40	.725	14	26	40	32.8	25	17	13	2	6	110	76.9
DEPAUL	2/19/17	82-66	W	33-58	.569	7-20	.350	9-14	.643	7	24	31	32.8	16	18	7	2	6	82	77.1
at Villanova	2/22/17	74-66	W	27-53	.509	10-25	.400	10-12	.833	11	21	32	32.8	21	21	16	4	6	74	77.0
at Xavier	2/26/17	88-79	W	34-62	.548	8-24	.333	12-14	.857	7	19	26	32.5	17	14	7	5	9	88	77.4
SETON HALL	3/4/17	64-70	L	21-52	.404	6-21	.286	16-20	.800	8	16	24	32.2	17	10	8	2	7	64	76.9
vs XAVIER	3/9/17	57-62	L	21-49	.429	4-19	.211	11-16	.688	7	19	26	32.0	18	9	11	2	10	57	76.3
vs Winthrop	3/16/17	76-64	W	24-49	.490	8-19	.421	20-30	.667	5	37	42	32.3	15	15	12	6	4	76	76.3
vs Middle Tennessee	3/18/17	74-65	W	24-47	.511	8-15	.533	18-23	.783	2	26	28	32.2	16	16	10	2	4	74	76.2
vs North Carolina	3/24/17	80-92	L	27-62	.435	8-28	.286	18-21	.857	8	18	26	32.0	23	13	9	1	5	80	76.3
Butler		2595		906-1898	.477	261-714	.366	522-704	.741	287	802	1089	32.0	641	453	346	96	206	2595	76.3
Opponents		2341		818-1837	.445	231-693	.333	474-680	.697	297	770	1067	31.4	655	366	451	87	171	2341	68.9



2016-17 Review

2016-17 BUTLER OPPONENT GAME-BY-GAME TEAM STATS

Opponent	Date	Score	W/L	Total		3-Pointers		Free throws		Rebounds				pf	a	t/o	blk	stl	pts	avg
				fg-fga	pct	3fg-fga	pct	ft-fta	pct	off	def	tot	avg							
NORTHERN COLORADO	11/12/16	89-52	W	16-46	.348	4-20	.200	16-28	.571	7	17	24	24.0	22	3	19	0	3	52	52.0
NORTHWESTERN	11/16/16	70-68	W	24-50	.480	9-20	.450	11-14	.786	7	24	31	27.5	22	14	16	4	3	68	60.0
BUCKNELL	11/19/16	86-60	W	21-46	.457	7-19	.368	11-13	.846	2	22	24	26.3	16	5	19	2	5	60	60.0
NORFOLK STATE	11/21/16	91-55	W	16-51	.314	5-13	.385	18-25	.720	10	18	28	26.8	22	8	15	1	3	55	58.8
vs Vanderbilt	11/24/16	76-66	W	22-52	.423	7-22	.318	15-19	.789	8	25	33	28.0	29	11	16	4	5	66	60.2
vs Arizona	11/25/16	69-65	W	24-53	.453	3-11	.273	14-20	.700	12	23	35	29.2	24	10	16	1	8	65	61.0
at Utah	11/28/16	68-59	W	19-52	.365	3-20	.150	18-22	.818	13	20	33	29.7	17	4	18	3	7	59	60.7
CENTRAL ARKANSAS	12/3/16	82-58	W	21-49	.429	7-22	.318	9-14	.643	4	23	27	29.4	16	12	16	2	4	58	60.4
at Indiana State	12/7/16	71-72	L	26-54	.481	10-22	.455	10-17	.588	12	25	37	30.2	15	14	14	4	8	72	61.7
CINCINNATI	12/10/16	75-65	W	26-65	.400	6-26	.231	7-13	.538	11	24	35	30.7	20	8	8	1	4	65	62.0
vs Indiana	12/17/16	83-78	W	26-59	.441	6-21	.286	20-26	.769	14	28	42	31.7	18	11	13	8	3	78	63.5
VERMONT	12/21/16	81-69	W	25-59	.424	3-12	.250	16-22	.727	10	22	32	31.8	19	8	9	1	5	69	63.9
at St. John's	12/29/16	73-76	L	27-50	.540	4-16	.250	18-23	.783	7	24	31	31.7	15	5	16	6	7	76	64.8
PROVIDENCE	1/1/17	78-61	W	22-57	.386	6-22	.273	11-22	.500	9	17	26	31.3	22	9	11	2	7	61	64.6
VILLANOVA	1/4/17	66-58	W	19-51	.373	6-26	.231	14-17	.824	7	17	24	30.8	14	7	6	2	2	58	64.1
at Georgetown	1/7/17	85-76	Wot	27-63	.429	7-19	.368	15-22	.682	10	26	36	31.1	24	14	15	5	6	76	64.9
at Creighton	1/11/17	64-75	L	31-56	.554	7-23	.304	6-7	.857	10	24	34	31.3	10	14	17	4	7	75	65.5
XAVIER	1/14/17	83-78	W	22-45	.489	6-19	.316	28-39	.718	8	21	29	31.2	27	6	16	0	2	78	66.2
MARQUETTE	1/16/17	88-80	W	28-58	.483	10-26	.385	14-18	.778	8	20	28	31.0	24	11	7	2	3	80	66.9
at DePaul	1/21/17	70-69	Wot	22-56	.393	11-24	.458	14-24	.583	8	33	41	31.5	20	9	12	6	3	69	67.0
at Seton Hall	1/25/17	61-54	W	18-63	.286	4-24	.167	14-24	.583	18	34	52	32.5	23	8	12	5	6	54	66.4
GEORGETOWN	1/28/17	81-85	L	30-47	.638	10-20	.500	15-18	.833	3	19	22	32.0	21	17	13	4	3	85	67.2
CREIGHTON	1/31/17	67-76	L	29-52	.558	13-21	.619	5-9	.556	2	25	27	31.8	15	19	13	2	3	76	67.6
at Marquette	2/7/17	68-65	W	26-60	.433	8-21	.381	5-9	.556	11	21	32	31.8	15	15	14	4	9	65	67.5
at Providence	2/11/17	65-71	L	23-52	.442	9-19	.474	16-25	.640	9	23	32	31.8	17	14	9	2	4	71	67.6
ST. JOHN'S	2/15/17	110-86	W	26-59	.441	7-20	.350	27-37	.730	10	15	25	31.5	28	12	12	2	9	86	68.3
DEPAUL	2/19/17	82-66	W	24-49	.490	5-17	.294	13-18	.722	3	21	24	31.3	16	7	11	2	4	66	68.3
at Villanova	2/22/17	74-66	W	25-57	.439	6-24	.250	10-16	.625	15	16	31	31.3	17	8	15	1	5	66	68.2
at Xavier	2/26/17	88-79	W	27-56	.482	8-23	.348	17-22	.773	11	22	33	31.3	15	14	11	1	6	79	68.6
SETON HALL	3/4/17	64-70	L	25-51	.490	7-18	.389	13-16	.813	10	25	35	31.4	15	10	14	3	4	70	68.6
vs XAVIER	3/9/17	57-62	L	20-43	.465	5-15	.333	17-24	.708	8	23	31	31.4	13	10	17	1	5	62	68.4
vs Winthrop	3/16/17	76-64	W	25-62	.403	9-25	.360	5-10	.500	3	24	27	31.3	22	12	9	1	6	64	68.2
vs Middle Tennessee	3/18/17	74-65	W	25-57	.439	4-19	.211	11-14	.786	7	21	28	31.2	21	15	12	0	5	65	68.2
vs North Carolina	3/24/17	80-92	L	31-57	.544	9-24	.375	21-33	.636	10	28	38	31.4	21	22	10	1	7	92	68.9
Opponents		2341		818-1837	.445	231-693	.333	474-680	.697	297	770	1067	31.4	655	366	451	87	171	2341	68.9
Butler		2595		906-1898	.477	261-714	.366	522-704	.741	287	802	1089	32.0	641	453	346	96	206	2595	76.3



2016-17 Review

2016-17 BUTLER AND OPPONENT TEAM GAME HIGHS AND LOWS

Butler - TEAM GAME HIGHS

POINTS	110	ST. JOHN'S (2/15/17)
FIELD GOALS MADE	36	BUCKNELL (11/19/16)
FIELD GOAL ATTEMPTS	66	CREIGHTON (1/31/17)
FIELD GOAL PERCENTAGE	.621 (36-58)	BUCKNELL (11/19/16)
3 PT FIELD GOALS MADE	13	ST. JOHN'S (2/15/17)
3 PT FG ATTEMPTS	13	NORFOLK STATE (11/21/16)
3 PT FG PERCENTAGE	35	CENTRAL ARKANSAS (12/3/16)
FREE THROWS MADE	.571 (8-14)	PROVIDENCE (1/1/17)
FREE THROW ATTEMPTS	33	XAVIER (1/14/17)
FREE THROW PERCENTAGE	40	ST. JOHN'S (2/15/17)
REBOUNDS	1.000 (15-15)	VILLANOVA (1/4/17)
ASSISTS	44	at DePaul (1/21/17)
STEALS	26	NORFOLK STATE (11/21/16)
BLOCKED SHOTS	12	at Utah (11/28/16)
TURNOVERS	7	at Marquette (2/7/17)
FOULS	16	at Villanova (2/22/17)
	29	XAVIER (1/14/17)

Opponent - GAME HIGHS

POINTS	92	vs North Carolina (3/24/17)
FIELD GOALS MADE	31	vs North Carolina (3/24/17)
FIELD GOAL ATTEMPTS	31	at Creighton (1/11/17)
FIELD GOAL PERCENTAGE	.65	CINCINNATI (12/10/16)
3 PT FIELD GOALS MADE	.638 (30-47)	GEORGETOWN (1/28/17)
3 PT FG ATTEMPTS	13	CREIGHTON (1/31/17)
FREE THROWS MADE	26	MARQUETTE (1/16/17)
FREE THROW ATTEMPTS	26	VILLANOVA (1/4/17)
FREE THROW PERCENTAGE	26	CINCINNATI (12/10/16)
REBOUNDS	.619 (13-21)	CREIGHTON (1/31/17)
ASSISTS	28	XAVIER (1/14/17)
STEALS	39	XAVIER (1/14/17)
BLOCKED SHOTS	.857 (6-7)	at Creighton (1/11/17)
TURNOVERS	52	at Seton Hall (1/25/17)
FOULS	22	vs North Carolina (3/24/17)
	9	ST. JOHN'S (2/15/17)
	9	at Marquette (2/7/17)
	8	vs Indiana (12/17/16)
	19	BUCKNELL (11/19/16)
	19	NORTHERN COLORADO (11/12/16)
	29	vs Vanderbilt (11/24/16)

Butler - GAME LOWS

POINTS	57	vs XAVIER (3/9/17)
FIELD GOALS MADE	19	at Seton Hall (1/25/17)
FIELD GOAL ATTEMPTS	42	PROVIDENCE (1/1/17)
FIELD GOAL PERCENTAGE	.352 (19-54)	at Seton Hall (1/25/17)
3 PT FIELD GOALS MADE	4	XAVIER (1/14/17)
3 PT FG ATTEMPTS	4	vs XAVIER (3/9/17)
3 PT FG PERCENTAGE	.211 (4-19)	VERMONT (12/21/16)
FREE THROWS MADE	.211 (4-19)	XAVIER (1/14/17)
FREE THROW ATTEMPTS	4	vs XAVIER (3/9/17)
FREE THROW PERCENTAGE	7	at Creighton (1/11/17)
REBOUNDS	7	at Creighton (1/11/17)
ASSISTS	19	CREIGHTON (1/31/17)
STEALS	.467 (7-15)	at Utah (11/28/16)
BLOCKED SHOTS	0	GEORGETOWN (1/28/17)
TURNOVERS	0	XAVIER (1/14/17)
FOULS	0	CINCINNATI (12/10/16)
	4	at Utah (11/28/16)
	0	VILLANOVA (1/4/17)
	0	GEORGETOWN (1/28/17)
	4	MARQUETTE (1/16/17)
	12	CENTRAL ARKANSAS (12/3/16)

Opponent - GAME LOWS

POINTS	52	NORTHERN COLORADO (11/12/16)
FIELD GOALS MADE	16	NORTHERN COLORADO (11/12/16)
FIELD GOAL ATTEMPTS	16	NORFOLK STATE (11/21/16)
FIELD GOAL PERCENTAGE	.43	vs XAVIER (3/9/17)
3 PT FIELD GOALS MADE	.286 (18-63)	at Seton Hall (1/25/17)
3 PT FG ATTEMPTS	3	vs Arizona (11/25/16)
3 PT FG PERCENTAGE	3	at Utah (11/28/16)
FREE THROWS MADE	3	VERMONT (12/21/16)
FREE THROW ATTEMPTS	11	vs Arizona (11/25/16)
FREE THROW PERCENTAGE	.150 (3-20)	at Utah (11/28/16)
REBOUNDS	5	CREIGHTON (1/31/17)
ASSISTS	5	at Marquette (2/7/17)
STEALS	7	vs Winthrop (3/16/17)
BLOCKED SHOTS	.500 (5-10)	at Creighton (1/11/17)
TURNOVERS	.500 (11-22)	vs Winthrop (3/16/17)
FOULS	22	PROVIDENCE (1/1/17)
	3	GEORGETOWN (1/28/17)
	3	NORTHERN COLORADO (11/12/16)
	2	VILLANOVA (1/4/17)
	2	XAVIER (1/14/17)
	0	NORTHERN COLORADO (11/12/16)
	0	XAVIER (1/14/17)
	0	vs Middle Tennessee (3/18/17)
	6	VILLANOVA (1/4/17)
	10	at Creighton (1/11/17)

2016-17 BUTLER AND OPPONENT INDIVIDUAL GAME HIGHS AND LOWS

Butler - INDIVIDUAL GAME HIGHS

Points	30	MARTIN, Kelan vs Central Arkansas (12/3/16)
Field Goals Made	12	CHRABASCZ, Andrew vs Vermont (12/21/16)
Field Goal Att.	22	MARTIN, Kelan vs Central Arkansas (12/3/16)
FG Pct (min 5 made)	1.000 (7-7)	LEWIS, Tyler vs Northern Colorado (11/12/16)
3-Point FG Made	1.000 (6-6)	WIDEMAN, Tyler at Utah (11/28/16)
3-Point FG Att.	6	WOODSON, Avery vs Winthrop (3/16/17)
3-Pt FG Pct (min 4 made)	.667 (4-6)	WOODSON, Avery vs St. John's (2/15/17)
Free Throws Made	9	MARTIN, Kelan vs Central Arkansas (12/3/16)
Free Throw Att.	12	MARTIN, Kelan vs Northwestern (11/16/16)
FT Pct (min 5 made)	1.000 (8-8)	WOODSON, Avery vs DePaul (2/19/17)
	1.000 (8-8)	SAVAGE, Kethan vs Marquette (1/16/17)
	1.000 (6-6)	MARTIN, Kelan vs St. John's (2/15/17)
	1.000 (6-6)	BALDWIN, Kamar vs Xavier (1/14/17)
	1.000 (6-6)	MARTIN, Kelan vs Northern Colorado (11/12/16)
	1.000 (6-6)	CHRABASCZ, Andrew vs Georgetown (1/28/17)
	1.000 (6-6)	SAVAGE, Kethan at Georgetown (1/7/17)
	1.000 (6-6)	MARTIN, Kelan vs Vermont (12/21/16)
	1.000 (6-6)	WIDEMAN, Tyler vs Vanderbilt (11/24/16)
	1.000 (6-6)	MARTIN, Kelan vs Northwestern (11/16/16)
	1.000 (5-5)	MARTIN, Kelan vs Villanova (1/4/17)
	1.000 (5-5)	CHRABASCZ, Andrew vs North Carolina (3/24/17)
	1.000 (5-5)	SAVAGE, Kethan vs Villanova (1/4/17)
	1.000 (5-5)	MARTIN, Kelan vs Indiana (12/17/16)
Rebounds	11	BALDWIN, Kamar at Providence (2/11/17)
Assists	11	MARTIN, Kelan at Seton Hall (1/25/17)
Steals	9	LEWIS, Tyler vs St. John's (2/15/17)
Blocked Shots	5	BALDWIN, Kamar at Xavier (2/26/17)
Minutes	5	CHRABASCZ, Andrew at Marquette (2/7/17)
	5	BALDWIN, Kamar at Indiana State (12/7/16)
	4	BALDWIN, Kamar at Marquette (2/7/17)
	41	BALDWIN, Kamar at Georgetown (1/7/17)

OPPONENT INDIVIDUAL GAME HIGHS

Points	32	Cain, Eli at DePaul (1/21/17)
Field Goals Made	11	Cain, Eli at DePaul (1/21/17)
Field Goal Att.	22	COOKS, Xavier vs Winthrop (3/16/17)
FG Pct (min 5 made)	.889 (8-9)	CARTWRIGHT, Kyrion vs Providence (1/1/17)
3-Point FG Made	6	GOVAN, Jessie vs Georgetown (1/28/17)
3-Point FG Att.	6	Cain, Eli at DePaul (1/21/17)
3-Pt FG Pct (min 4 made)	.833 (5-6)	Van Scyoc, Matt at Indiana State (12/7/16)
Free Throws Made	12	Cain, Eli at DePaul (1/21/17)
Free Throw Att.	13	SUMNER, Edmond vs Xavier (1/14/17)
	13	DELGADO, Angel at Seton Hall (1/25/17)
	13	SUMNER, Edmond vs Xavier (1/14/17)
	13	DAVIS, Jordan vs Northern Colorado (11/12/16)
	1.000 (9-9)	PONDS, Shamorie vs St. John's (2/15/17)
	1.000 (6-6)	Cain, Eli vs DePaul (2/19/17)
	1.000 (6-6)	PONDS, Shamorie at St. John's (12/29/16)
	1.000 (6-6)	LOVETT, Marcus at St. John's (12/29/16)
	1.000 (5-5)	WALTERS, Brandon vs Middle Tennessee (3/18/17)
	1.000 (5-5)	DERRICKSON, Marcus at Georgetown (1/7/17)
	1.000 (5-5)	Bonam, Lorenzo at Utah (11/28/16)
Rebounds	22	DELGADO, Angel at Seton Hall (1/25/17)
Assists	8	Jackson-Cartwright vs Arizona (11/25/16)
Steals	4	PONDS, Shamorie vs St. John's (2/15/17)
Blocked Shots	4	SANOGO, Ismael at Seton Hall (1/25/17)
	4	FISCHER, Luke at Marquette (2/7/17)
	4	Morgan, Juwan vs Indiana (12/17/16)



2016-17 Review

BUTLER'S RECORD WHEN...

	2016-17
Overall	25-9
BIG EAST Conference (Regular Season)	12-6
Overtime Games	2-0
Home	13-3
True road games	7-4
At neutral sites	5-2
Against ranked opponents	6-3
Games decided by 5 points or less	6-4
Following a loss	6-2
Leading at halftime	17-4
Trailing at halftime	7-4
Tied at halftime	1-1
Butler shoots better FG% than opponent	20-0
Opponent shoots better FG% than Butler	5-9
Shooting 50%+ from the field	12-1
Shooting less than 50% from the field	13-8
Opponent shoots 50%+ from the field	0-5
Opponent shoots less than 50% from the field	25-4
Out-rebounding opponent	16-2
Being out-rebounded	7-6
Having equal rebounds	2-1
Butler commits 10 or fewer turnovers	13-4
Butler commits fewer turnovers than opponent	18-7
Butler commits more turnovers than opponent	6-1
Same number of turnovers as opponent	1-1
Butler attempts more FTs than opponent	13-1
Opponent attempts more FTs than Butler	11-7
Butler & opponent attempt same FTs	1-1
Day games (Before 6 p.m.)	12-2
Night games (After 6 p.m.)	13-7

2016-17 SUPERLATIVES

Team	
Largest Winning Margin	37, vs. N. Colorado, 11/12/16
Largest Losing Margin	12, vs. North Carolina, 3/24/17
Largest Lead in a Game	45, vs. Norfolk State, 11/21/16
Largest Deficit in a Game	25, at Creighton, 1/11/17
Largest Halftime Lead	26, vs. Norfolk State, 11/21/16
Largest Halftime Deficit	20, at Creighton, 1/11/17
Largest Deficit in a Win	20, at DePaul, 1/21/17
Largest Lead in a Loss	10 (twice), last vs. Seton Hall, 3/4/17

Butler - In a Half

Most Points, First Half	54, vs. St. John's, 2/15/17
Fewest Points, First Half	25 (3x), last at Providence, 2/11/17
Most Points, Second Half	63, vs. Marquette, 1/16/17
Fewest Points, Second Half	26, vs. Seton Hall, 3/4/17
Ind. Points, First Half	
	17, Martin, vs. N. Colorado, 11/12/16
Ind. Points, Second Half	
	21, Baldwin, vs. Xavier, 1/14/17

Opponent - In a Half

Most Points, First Half	52, vs. North Carolina, 3/24/17
Fewest Points, First Half	19, at Seton Hall, 1/25/17
Most Points, Second Half	51, vs. St. John's, 2/15/17
Fewest Points, Second Half	21, vs. N. Colorado, 11/12/16
Ind. Points, First Half	
	21, Eli Cain, at DePaul, 1/21/17
Ind. Points, Second Half	
	22, Edmond Sumner, vs. Xavier, 1/14/17

TOP PERFORMANCES

2016-17 Top Scoring Performances

Pts	Player	Opponent
30	Kelan Martin	Central Arkansas, 12/3
28	Andrew Chrabascz	Vermont, 12/21
28	Kelan Martin	vs. Indiana, 12/17
25	Kelan Martin	at Xavier, 2/26
22	Kelan Martin	at Villanova, 2/22
22	Kelan Martin	Georgetown, 1/28
22	Kelan Martin	Marquette, 1/16
22	Kelan Martin	Northwestern, 11/16
21	Andrew Chrabascz	vs. North Carolina, 3/24
21	Andrew Chrabascz	at Marquette, 2/7
21	Kamar Baldwin	Xavier, 1/14
21	Kelan Martin	Vermont, 12/21
21	Kelan Martin	Northern Colorado, 11/12
20	Andrew Chrabascz	St. John's, 2/15
20	Avery Woodson	St. John's, 2/15
20	Kethan Savage	at DePaul, 1/21
20	Tyler Wideman	at St. John's, 12/29
20	Kelan Martin	Cincinnati, 12/10

Butler 20+ Point Scoring Performances (18)

Opponent 20-Point Games (29)

High: 32, Eli Cain, at DePaul, 1/21/17

2016-17 Top Rebounding Performances

Rebs	Player	Opponent
11	Kamar Baldwin	at Providence, 2/11
11*	Kelan Martin	at Seton Hall, 1/25
10*	Tyler Wideman	St. John's, 2/15
10*	Kethan Savage	at Seton Hall, 1/25
10*	Kelan Martin	at Georgetown, 1/7
10*	Tyler Wideman	Central Arkansas, 12/3
10*	Andrew Chrabascz	vs. Vanderbilt, 11/24
9	Kelan Martin	St. John's, 2/15
9	Kamar Baldwin	Xavier, 1/14
9	Tyler Wideman	at St. John's, 12/29
9	Kelan Martin	at St. John's, 12/29

* Double-Double

Butler 10+ Rebound Performances (7)

Opponent 10+ Rebounds Games (13)

High: (22) Angel Delgado, at Seton Hall, 1/25

2016-17 Top Assist Performances

Assts	Player	Opponent
9	Tyler Lewis	St. John's, 2/15
8	Tyler Lewis	vs. Winthrop, 3/16
8	Andrew Chrabascz	at Villanova, 2/22
8	Tyler Lewis	DePaul, 2/19
8	Tyler Lewis	Norfolk State, 11/21
7	Tyler Lewis	Vermont, 12/21
7	Tyler Lewis	at Indiana State, 12/7
7	Tyler Lewis	Bucknell, 11/19

* Double-Double

2016-17 Butler Double-Doubles

Stats	Player	Opponent
14p/10r	Tyler Wideman	St. John's, 2/15
10p/11r	Kelan Martin	at Seton Hall, 1/25
15p/10r	Kethan Savage	at Seton Hall, 1/25
13p/10r	Kelan Martin	at Georgetown, 1/7
10p/10r	Tyler Wideman	Central Arkansas, 12/3
12p/10r	Andrew Chrabascz	vs. Vanderbilt, 11/24

Butler Double-Doubles (6)

Opponent Double-Doubles (9)

MISCELLANEOUS STATS

2016-17.....Career

Double-Figures Scoring	
Kelan Martin	31.....68
Andrew Chrabascz	23.....63
Kamar Baldwin	18.....18
Avery Woodson**	12.....38
Kethan Savage**	11.....50
Tyler Lewis**	6.....17
Tyler Wideman	5.....16
Nate Fowler	4.....4
Joey Brunk	1.....1

Games Scoring 20+ Points	
Kelan Martin	10.....21
Andrew Chrabascz	4.....8
Kethan Savage**	1.....3
Avery Woodson**	1.....3
Kamar Baldwin	1.....1
Tyler Wideman	1.....1

Games Scoring 30+ Points	
Kelan Martin	1.....2
Andrew Chrabascz	0.....1

Double-Figures Rebounding	
Kelan Martin	2.....10
Tyler Wideman	2.....4
Kethan Savage**	1.....3
Andrew Chrabascz	1.....2
Kamar Baldwin	1.....1
Avery Woodson**	0.....1

Double-Figures Assists	
Tyler Lewis**	0.....2

Triple-Doubles	
None	0.....0

Double-Doubles	
Kelan Martin	2.....10
Tyler Wideman	2.....2
Kethan Savage**	1.....3
Andrew Chrabascz	1.....2
Avery Woodson**	0.....1

Games Led Butler In Scoring	
Kelan Martin	15..... 31 (24-7)
Andrew Chrabascz	7..... 15 (10-5)
Avery Woodson	4..... 4 (3-1)
Kamar Baldwin	3..... 3 (2-1)
Nate Fowler	3..... 3 (2-1)
Tyler Wideman	2..... 3 (2-1)
Kethan Savage	2..... 2 (2-0)
Tyler Lewis	1..... 2 (2-0)

*Butler's record in those games in parentheses

Games Led Butler In Rebounding	
Kelan Martin	16..... 31
Tyler Wideman	8..... 18
Andrew Chrabascz	7..... 11
Kamar Baldwin	4..... 4
Nate Fowler	1..... 1
Kethan Savage	1..... 1

2016-17 Starting Lineups	
Lewis-Woodson-Martin-Chrabascz-Wideman	8-1
Lewis-Baldwin-McDermott-Chrabascz-Wideman	1-0
Lewis-Baldwin-Woodson-Chrabascz-Fowler	1-0
Lewis-Baldwin-Martin-Chrabascz-Wideman	8-4
Savage-Baldwin-Woodson-Chrabascz-Wideman	7-3*
Savage-Lewis-Woodson-Chrabascz-Wideman	0-1

*most recent lineup



History / Records





Butler Records

Individual

MOST GAMES PLAYED

Season: 38, Matt Howard, 2009-10; Shelvin Mack, 2009-10 & 2010-11; Ronald Nored, 2009-10; Zach Hahn, 2009-10; Avery Jukes, 2009-10; Shawn Vanzant, 2009-10 & 2010-11; Andrew Smith, 2010-11; Chase Stigall, 2010-11; Khyle Marshall, 2010-11
Career: 143, Ronald Nored, 2008-12

MOST GAMES STARTED

Season: 38, Matt Howard, 2009-10; Shelvin Mack, 2009-10
Career: 134, Roosevelt Jones, 2011-16

MOST POINTS

Game: 54, Darrin Fitzgerald vs. Detroit, 2/9/87
Season: 770, Darin Archbold, 1991-92
Career: 2,321, Chad Tucker, 1983-88

BEST SCORING AVERAGE

Season: 27.8, Billy Shepherd, 1969-70
Career: 24.1, Billy Shepherd, 1969-72

MOST FIELD GOALS

Game: 20, Oscar Evans vs. Indianapolis, 12/6/71
Season: 287, Billy Shepherd, 1969-70
Career: 912, Chad Tucker, 1983-88

MOST FIELD GOAL ATTEMPTS

Game: 36, Billy Shepherd vs. Indiana State, 1/7/70 & 2/7/70
Season: 652, Billy Shepherd, 1969-70
Career: 1,722, Darrin Fitzgerald, 1983-87

BEST FIELD GOAL PERCENTAGE

Game (Min. 10 made): 1.000 (13-13), Ted Guzek vs. Michigan, 12/15/56
Season (4.0 made/game): .657 (155-236), Duane Lightfoot, 2002-03
Career (300 made): .594 (300-505), Duane Lightfoot, Jr., 2000-04

MOST THREE-POINT FIELD GOALS

Game: 12, Darrin Fitzgerald vs. Detroit, 2/9/87
Season: 158, Darrin Fitzgerald, 1986-87
Career: 314, Bruce Horan, 2002-06

MOST THREE-POINT FIELD GOAL ATTEMPTS

Game: 22, Darrin Fitzgerald vs. Detroit, 2/9/87
Season: 362, Darrin Fitzgerald, 1986-87
Career: 773, Bruce Horan, 2002-06

BEST THREE-POINT FIELD GOAL PCT.

Game: 1.000 (7-7), Avery Sheets vs. Loyola, 2/3/05; Kellen Dunham (7-7) vs. Seton Hall, 3/8/14
Season: .519 (81-156), Pete Campbell, 2006-07
Career: .483 (183-379), Pete Campbell, 2006-08

MOST FREE THROWS

Game: 19, Ken Pennington vs. Illinois, 12/3/59
Season: 196, Mike Green, 2006-07
Career: 669, Matt Howard, 2007-11

MOST FREE THROW ATTEMPTS

Game: 22, Ken Pennington vs. Illinois, 12/3/59
Season: 264, Mike Green, 2006-07
Career: 855, Matt Howard, 2007-11



Matt Howard, who helped lead Butler to consecutive Final Four appearances, set a school mark with 669 career free throws made.

MOST CONSECUTIVE FREE THROWS MADE

85, Darnell Archey, 2/15/01 - 1/18/03 (NCAA Division I record)

BEST FREE THROW PCT.

Game (Min. 10 made): 1.000 (17-17), Bobby Plump vs. Evansville, 1/11/58
Season (2.0 made/game): .973 (72-74), Darnell Archey, 2002-03
Career (150 made): .951, Darnell Archey, 1999-03

BEST REBOUNDING AVERAGE

Season: 13.6, Daryl Mason, 1972-73
Career: 12.3, Daryl Mason, 1971-74

MOST REBOUNDS

Game: 26, Daryl Mason vs. Evansville, 1/1/73
Season: 354, Daryl Mason, 1972-73
Career: 961, Daryl Mason, 1971-74

MOST ASSISTS

Game: 15, Thomas Jackson vs. Detroit, 3/7/00
Season: 193, Ronald Nored, 2011-12
Career: 540, Thomas Jackson, 1998-02

MOST STEALS

Game: 8, Brett Etherington vs. Wisconsin, 12/15/90
Season: 74, Thomas Jackson, 2001-02; Alex Barlow, 2014-15
Career: 207, Thomas Jackson, 1998-02; Ronald Nored, 2008-12

MOST BLOCKED SHOTS

Game: 7, Darren Fowlkes vs. Indiana State, 12/27/86; Rolf van Rijn vs. Anderson, 12/4/96; Rolf van Rijn vs. IUPUI, 12/10/97
Season: 64, Rolf van Rijn, 1996-97; '97-98
Career: 203, Rolf van Rijn, 1994-98

Butler Leading Scorers By Class

Freshman	
Player, Year	Points
Tony Warren, 1979-80	476
Gordon Hayward, 2008-09	420
Matt Howard, 2007-08	417
Shelvin Mack, 2008-09	382
Darrin Fitzgerald, 1983-84	377
Chad Tucker, 1983-84	375
Lynn Mitchem, 1979-80	354
A. J. Graves, 2004-05	312
J. P. Brens, 1989-90	307
Wayne Burris, 1973-74	304

Sophomore	
Player, Year	Points
Billy Shepherd, 1969-70	724
Chad Tucker, 1984-85	573
Gordon Hayward, 2009-10	572
Shelvin Mack, 2009-10	536
Kelan Martin, 2015-16	517
Kellen Dunham, 2013-14	508
Matt Howard, 2008-09	475
Darrin Fitzgerald, 1984-85	455
Lynn Mitchem, 1980-81	451
Jeff Blue, 1961-62	447

Junior	
Player, Year	Points
Darin Archbold, 1990-91	633
Billy Shepherd, 1970-71	623
Shelvin Mack, 2010-11	609
Chad Tucker, 1985-86	609
A. J. Graves, 2006-07	591
Kellen Dunham, 2014-15	561
Kelan Martin, 2016-17	544
Ed Schilling, 1965-66	538
Lynn Mitchem, 1981-82	535
Ted Guzek, 1956-57	531

Senior	
Player, Year	Points
Darin Archbold, 1991-92	770
Darrin Fitzgerald, 1986-87	734
Chad Tucker, 1987-88	674
Tim McRoberts, 1983-84	614
Matt Howard, 2010-11	608
Brandon Polk, 2005-06	593
Rotnei Clarke, 2012-13	558
Dave Sanders, 1964-65	536
Kellen Dunham, 2015-16	535
Jermaine Guice, 1993-94	528



Butler Records

Team

MOST GAMES

Season: 38, 2009-10; 2010-11

MOST POINTS

First Half: 71, vs. Citadel, Nov. 14, 2015

Second Half: 73, vs. Citadel, Nov. 14, 2015

Game: 144, vs. Citadel, Nov. 14, 2015

Game (Regulation): 144, vs. Citadel, Nov. 14, 2015

Season: 2,707 (38 games), 2010-11

MOST POINTS BY AN OPPONENT

Game: 136, Evansville (2OT), Feb. 9, 1991

MOST COMBINED POINTS

Game: 264, Evansville (136) vs. Butler (128), Feb. 9, 1991 (2OT)

BEST SCORING AVERAGE

Season: 89.0 (26 games), 1969-70

MOST FIELD GOALS

Game: 56, vs. Citadel, Nov. 14, 2015

Season: 919 (26 games), 1969-70; (38 games) 2010-11

MOST FIELD GOAL ATTEMPTS

Game: 110 vs. Wabash, Feb. 1, 1960

Season: 2,122 (38 games), 2010-11

BEST FIELD GOAL PERCENTAGE

Game: .719 (41-57) vs. Maine, Nov. 15, 2014

Season: .524 (845-1614), 1979-80

MOST CONSECUTIVE FIELD GOALS MADE

Game: 15, vs. St. Francis (N.Y.), Dec. 28, 1993

MOST THREE-POINT FIELD GOALS

Game: 20, at Cleveland State, Feb. 8, 2007

Season: 321, 2006-07

MOST THREE-POINT FIELD GOAL ATTEMPTS

Game: 42, at UIC, Jan. 10, 2007

Season: 871, 2006-07

BEST THREE-POINT FIELD GOAL %

Game (5 made): .857 (6-7) vs. Florida

International, Jan. 18, 1999

Season: .419 (198-473), 1986-87

MOST CONSECUTIVE THREE-POINT FG'S

Game: 7, vs. Detroit Mercy, Feb. 4, 1993

MOST FREE THROWS

Game: 51 vs. Evansville (2OT), Feb. 9, 1991

Season: 725 (29 games), 1990-91

MOST FREE THROW ATTEMPTS

Game: 63 vs. Sacramento State, Jan. 3, 1995

Season: 922 (29 games), 1990-91

BEST FREE THROW PERCENTAGE

Game (15 made): 1.000, (20-20) vs. Providence,

Mar. 7, 2015; (16-16) vs. Cleveland State, Nov. 30,

1974; (15-15) vs. Villanova, Jan. 4, 2017

Season: .799 (413-517), 1987-88

MOST REBOUNDS

Game: 70 vs. Wabash, Jan. 12, 1970

Season: 1,337 (38 games), 2010-11

BEST REBOUND AVERAGE

Season: 49.7 (26 games), 1972-73

MOST ASSISTS

Game: 31, vs. Oral Roberts, Feb. 20, 1984

Season: 476, 1979-80

MOST STEALS

Game: 18, vs. Wisconsin, Dec. 15, 1990

Season: 269, 1990-91

MOST BLOCKED SHOTS

Game: 12, vs. Anderson, Dec. 4, 1996

Season: 123, 1996-97 (33 games), 2011-12 (37 games)

MOST TURNOVERS

Game: 31, at Dayton, Jan. 25, 1990

Season: 513, 1991-92

MOST PERSONAL FOULS

Game: 39 at Detroit, Feb. 4, 1989; vs. Evansville, Feb. 9, 1991

Season: 688, 2006-07

MOST VICTORIES

Season: 33, 2009-10 (33-5)

Consecutive Seasons: 61, 2009-10 (33-5) & 2010-11 (28-10)

Three Consecutive Seasons: 89, 2007-10

Four Consecutive Seasons: 118, 2006-10

BEST WINNING PERCENTAGE

Season: .895 (17-2), 1930-31; 1928-29

LARGEST WINNING MARGIN

Game: 73 (144-71), vs. Citadel, Nov. 14, 2015

Modern Record (Since 1945): 73 (144-71), vs. Citadel, Nov. 14, 2015

Season: 12.5 ppg, 2001-02

LARGEST LOSING MARGIN

Game: 54 vs. Illinois (88-34), 1954-55

Season: 9.6 ppg, 1950-51

MOST CONSECUTIVE VICTORIES

Season: 25, 2009-10


MOST OVERTIME GAMES

Season: 7, 1996-97

MOST OVERTIME PERIODS

Game: 5 vs. Wabash, Feb. 1, 1960

Season: 9, 1986-87



Darrin Fitzgerald

Butler's NCAA Statistical Champs

Individual 3-Point Field Goals		
1986-87	Darrin Fitzgerald	158
Individual Free Throw Shooting		
1990-91	Darin Archbold	.912
Team Free Throw Shooting		
1987-88	Butler	.799
1990-91	Butler	.786
Team Fewest Turnovers Per Game		
2006-07	Butler	9.5

Hinkle Fieldhouse Records

Most Points, Butler Player - 54, Darrin Fitzgerald vs. Detroit, 2/9/87

Most Points, Opponent Player - 50, Austin Carr, Notre Dame, 2/23/70

Most Points, Butler Team - 144, vs. Citadel, 11/14/15

Most Points, Opponent Team - 136, Evansville, 2/9/91

ATTENDANCE

Single Game - 15,000 vs. Notre Dame, 2/23/70

Single Game (Since 1989) - 11,043 vs. Indiana, 11/27/93; vs. UW-Milwaukee, 3/1/03


Single Season - 118,225 (14 games), 1962-63

Single Season - 133,724 (16 games), 2016-17

Note: Butler renovated the interior of Hinkle Fieldhouse in 1989, reducing the seating capacity from 15,000 to 11,043. The current capacity is 9,100.



Butler Records



Darin Archbold led Butler in scoring for three straight seasons, 1989-1992.

Year-By-Year Scoring Leaders

Year	Player	Pts.	Avg.
2016-17	Kelan Martin	544	16.0
2015-16	Kellen Dunham	535	16.2
2014-15	Kellen Dunham	561	16.5
2013-14	Kellen Dunham	508	16.4
2012-13	Rotnei Clarke	559	16.9
2011-12	Andrew Smith	403	10.9
2010-11	Matt Howard	608	16.4
2009-10	Gordon Hayward	572	15.5
2008-09	Matt Howard	475	14.8
2007-08	Mike Green	497	14.6
2006-07	A. J. Graves	591	16.9
2005-06	Brandon Polk	593	18.0
2004-05	Brandon Polk	382	13.6
2003-04	Duane Lightfoot	332	11.9
2002-03	Brandon Miller	394	11.9
2001-02	Rylan Hainje	487	15.2
2000-01	Thomas Jackson	415	13.0
1999-00	LaVall Jordan	363	11.7
1998-99	Mike Marshall	307	9.6
1997-98	Jon Neuhouser	417	12.6
1996-97	Jon Neuhouser	505	15.3
1995-96	Jon Neuhouser	341	12.6
1994-95	Chris Miskel	334	13.9
1993-94	Jermaine Guice	528	18.2
1992-93	Jermaine Guice	483	17.3
1991-92	Darin Archbold	770	24.8
1990-91	Darin Archbold	633	21.8
1989-90	Darin Archbold	334	11.9
1988-89	Darren Fowlkes	526	18.8
1987-88	Chad Tucker	674	24.1
1986-87	Darrin Fitzgerald	734	26.2
1985-86	Chad Tucker	609	21.8
1984-85	Chad Tucker	573	19.8
1983-84	Tim McRoberts	614	21.9
1982-83	Lynn Mitchem	458	16.4
1981-82	Lynn Mitchem	535	19.8
1980-81	Lynn Mitchem	451	16.7
1979-80	Tony Warren	453	17.4
1978-79	Tom Orner	430	15.9
1977-78	Tom Orner	477	18.4
1976-77	Wayne Burris	415	15.3

1975-76	Wayne Burris	470	17.4
1974-75	Wayne Burris	342	13.2
1973-74	Marty Monserez	343	13.2
1972-73	Kent Ehret	440	16.9
1971-72	Oscar Evans	481	20.1
1970-71	Billy Shepherd	623	24.0
1969-70	Billy Shepherd	724	27.8
1968-69	Steve Norris	455	17.5
1967-68	Doug Winger	357	14.9
1966-67	Ed Schilling	396	14.7
1965-66	Ed Schilling	538	20.7
1964-65	Dave Sanders	536	20.6
1963-64	Jeff Blue	484	18.6
1962-63	Jeff Blue	461	17.7
1961-62	Tom Bowman	515	18.4
1960-61	Gerry Williams	430	16.5
1959-60	Ken Pennington	478	18.4
1958-59	Bill Scott	512	18.3
1957-58	Bobby Plump	510	19.6
1956-57	Ted Guzek	531	21.2
1955-56	Ted Guzek	365	15.9
1954-55	Wally Cox	254	10.6
1953-54	Keith Greve	427	17.1
1952-53	Keith Greve	394	17.1
1951-52	Orvis Burdsall	258	10.8
1950-51	Orvis Burdsall	262	10.9
1949-50	"Buckshot" O'Brien	420	18.3
1948-49	"Buckshot" O'Brien	364	15.8
1947-48	"Buckshot" O'Brien	251	11.9
1946-47	Charles Maas	259	11.3

Year-By-Year Rebounding Leaders

Year	Player	Reb.	Avg.
2016-17	Kelan Martin	196	5.8
2015-16	Kelan Martin	224	6.8
2014-15	Kameron Woods	337	9.9
2013-14	Kameron Woods	270	9.0
2012-13	Andrew Smith	213	6.1
2011-12	Roosevelt Jones	215	6.0
2010-11	Matt Howard	285	7.7
2009-10	Gordon Hayward	305	8.2
2008-09	Matt Howard	216	6.8
2007-08	Mike Green	220	6.5
2006-07	Mike Green	216	6.0
2005-06	Brandon Crone	164	5.0
2004-05	Brandon Polk	129	4.6
2003-04	Mike Monserez	183	6.1
2002-03	Joel Cornette	213	6.5
2001-02	Joel Cornette	197	6.2
2000-01	Joel Cornette	190	5.9
1999-00	Mike Marshall	213	6.9
1998-99	Mike Marshall	219	6.8
1997-98	Jon Neuhouser	176	5.3
1996-97	Jon Neuhouser	185	5.6
1995-96	Jon Neuhouser	186	6.9
1994-95	Jon Neuhouser	172	6.4
1993-94	John Taylor	217	7.5
1992-93	Brian Beauford	168	6.7
1991-92	J. P. Brens	191	6.2
1990-91	J. P. Brens	199	6.9
1989-90	Rodney Haywood	175	6.3
1988-89	Darren Fowlkes	213	7.6
1987-88	Darren Fowlkes	197	7.0
1986-87	Darren Fowlkes	233	8.3
1985-86	Tony Gallahar	171	6.1
1984-85	Tim Haseley	200	6.9
1983-84	Tim Haseley	191	6.8
1982-83	Lynn Mitchem	192	6.9
1981-82	Lynn Mitchem	194	7.2
1980-81	Lynn Mitchem	197	7.3
1979-80	Mike Miller	180	6.9
1978-79	Mike Miller	264	9.8
1977-78	Joe Maloney	197	7.6
1976-77	Ed Thompson	184	6.8
1975-76	Barry Collier	205	7.5

1974-75	Barry Collier	154	5.9
1973-74	Daryl Mason	318	12.2
1972-73	Daryl Mason	354	13.6
1971-72	Daryl Mason	289	11.1
1970-71	Oscar Evans	240	9.2
1969-70	Dave Bennett	277	10.7
1968-69	Garry Hoyt	269	10.3
1967-68	Clarence Harper	187	7.8
1966-67	Ed Schilling	256	9.5
1965-66	Ed Schilling	319	12.3
1964-65	Dave Sanders	231	8.9
1963-64	Jeff Blue	313	12.0
1962-63	Jeff Blue	304	11.7
1961-62	Jeff Blue	336	12.0
1960-61	Tom Bowman	204	7.9
1959-60	Ken Pennington	255	9.8
1958-59	John Jones	250	8.9
1957-58	Ken Pennington	213	8.2

Year-By-Year Assist Leaders


Year	Player	Assists	Avg.
2016-17	Tyler Lewis	137	4.0
2015-16	Roosevelt Jones	154	4.7
2014-15	Roosevelt Jones	125	3.7
2013-14	Alex Barlow	110	3.5
2012-13	Roosevelt Jones	126	3.5
2011-12	Ronald Nored	193	5.2
2010-11	Shelvin Mack	131	3.4
2009-10	Ronald Nored	136	3.6
2008-09	Shelvin Mack	111	3.5
2007-08	Mike Green	172	5.1
2006-07	Mike Green	144	4.0
2005-06	Avery Sheets	108	3.3
2004-05	Avery Sheets	112	4.0
2003-04	Mike Monserez	140	4.7
2002-03	Brandon Miller	112	3.4
2001-02	Thomas Jackson	147	4.6
2000-01	Thomas Jackson	137	4.3
1999-00	Thomas Jackson	163	5.3
1998-99	Thomas Jackson	95	3.0
1997-98	Jeff Rogers	143	4.5
1996-97	Jeff Rogers	162	5.2
1995-96	Jeff Rogers	90	3.3
1994-95	Travis Trice	140	5.2
1993-94	Travis Trice	131	4.9
1992-93	Tim Bowen	96	3.6
1991-92	Tim Bowen	127	4.1
1990-91	Tim Bowen	168	5.8
1989-90	Tim Bowen	80	2.9
1988-89	Darren Fowlkes	89	3.2
1987-88	Thad Matta	100	3.6
1986-87	Darrin Fitzgerald	100	3.6
1985-86	Darrin Fitzgerald	79	2.8
1984-85	Darrin Fitzgerald	115	4.0
1983-84	Darrin Fitzgerald	117	4.2
1982-83	Skip Jones	115	4.1
1981-82	Skip Jones	54	2.0
	Danny Jarrett	54	2.3
1980-81	Claude Davis	93	3.4
1979-80	Dave Bastian	83	3.1
1978-79	Tom Orner	126	4.7
1977-78	Doug Mitchell	78	3.0
1976-77	Wayne Burris	81	3.0
1975-76	Bill Lynch	121	4.5
1974-75	John Dunn	61	2.3
1973-74	Marty Monserez	54	2.1
1972-73	Clarence Crain	81	3.1
1971-72	Billy Shepherd	116	5.8



Butler Records

Year-By-Year FG% Leaders (50 Made)

Year	Player	FGM-A	PCT.
2016-17	Nate Fowler	66-99	.667
2015-16	Tyler Wideman	98-162	.605
2014-15	Kameron Woods	91-180	.506
2013-14	Khyle Marshall	196-368	.533
2012-13	Khyle Marshall	146-258	.566
2011-12	Khyle Marshall	140-253	.553
2010-11	Andrew Smith	124-209	.593
2009-10	Willie Veasley	130-270	.481
2008-09	Matt Howard	148-269	.550
2007-08	Matt Howard	141-242	.583
2006-07	Drew Streicher	56-87	.644
2005-06	Brandon Polk	232-403	.576
2004-05	Brandon Polk	152-258	.589
2003-04	Duane Lightfoot	137-237	.578
2002-03	Duane Lightfoot	155-236	.657
2001-02	Joel Cornette	99-179	.553
2000-01	Joel Cornette	126-218	.578
1999-00	Mike Marshall	106-187	.567
1998-99	Mike Marshall	112-199	.563
1997-98	Rolf van Rijn	102-169	.604
1996-97	Dan Dudukovich	53-93	.570
1995-96	Rolf van Rijn	92-153	.601
1994-95	Rolf van Rijn	72-118	.610
1993-94	John Taylor	135-242	.558
1992-93	John Taylor	64-122	.525
1991-92	J. P. Brens	99-171	.579
1990-91	John Karaffa	108-218	.495
1989-90	Rodney Hayward	111-198	.561
1988-89	Jody Littrell	146-281	.520
1987-88	John Karaffa	51-84	.607
1986-87	Darren Fowlkes	166-313	.530
1985-86	Chad Tucker	235-414	.568
1984-85	Mike Burt	83-153	.542
1983-84	Chad Tucker	157-252	.623
1982-83	Greg Jones	117-179	.654
1981-82	Lynn Mitchem	212-385	.551
1980-81	Mike Miller	107-183	.585
1979-80	Tony Warren	203-338	.601
1978-79	Gary Raker	153-281	.545




Mike Monserez led Butler in free throw shooting in 2003-04, joining his father, Marty, who topped the Bulldogs in 1973-74.

1977-78	Don McGlocklin	85-156	.545
1976-77	Don McGlocklin	76-147	.535
1975-76	Don McGlocklin	73-151	.483
1974-75	Barry Collier	78-173	.451
1973-74	Daryl Mason	138-279	.494
1972-73	Clarence Crain	112-229	.489
1971-72	Clarence Crain	80-156	.513
1970-71	Dave Bennett	149-282	.528
1969-70	John Seal	70-118	.592
1968-69	Steve Norris	197-380	.518
1967-68	Doug Winger	130-238	.546
1966-67	Doug Winger	128-221	.579
1965-66	Larry Shade	135-245	.551
1964-65	Tom Jones	85-148	.574
1963-64	Jeff Blue	173-343	.504
1962-63	Jeff Blue	163-316	.516
1961-62	Jeff Blue	165-327	.505
1960-61	Tom Bowman	173-346	.500
1959-60	Orville Bose	199-413	.482
1958-59	Orville Bose	58-117	.496
1957-58	Ted Guzek	89-164	.540
1956-57	Bobby Plump	155-344	.451
1955-56	Ted Guzek	127-285	.446
1954-55	Joe Ditmire	65-146	.445
1953-54	No Statistics Available		
1952-53	Keith Greve	147-404	.364
1951-52	Keith Greve	80-229	.349
1950-51	Orvis Burdsall	97-293	.331
1949-50	Ralph Chapman	52-130	.400
1948-49	Buckshot O'Brien	151-368	.410
1947-48	Buckshot O'Brien	104-290	.358

Year-By-Year FT% Leaders (50 Made)

Year	Player	FTM-A	PCT.
2016-17	Kelan Martin	120-153	.784
2015-16	Kellen Dunham	116-138	.841
2014-15	Kellen Dunham	142-167	.850
2013-14	Kellen Dunham	102-127	.803
2012-13	Rotnei Clarke	78-88	.886
2011-12	Chishawn Hopkins	70-89	.787
2010-11	Matt Howard	179-226	.792
2009-10	Gordon Hayward	179-216	.829
2008-09	Gordon Hayward	101-124	.815
2007-08	A. J. Graves	72-81	.889
2006-07	A. J. Graves	145-153	.948
2005-06	A. J. Graves	77-94	.819
2004-05	A. J. Graves	68-75	.919
2003-04	Mike Monserez	108-125	.881
2002-03	Darnell Archey	72-74	.973
2001-02	Brandon Miller	84-103	.816
2000-01	LaVall Jordan	67-78	.859
1999-00	Andrew Graves	69-76	.908
1998-99	Mike Pflugner	53-63	.841
1997-98	Matthew Graves	92-106	.868
1996-97	Matthew Graves	54-66	.818
1995-96	Matthew Graves	64-76	.842
1994-95	Marcus Cowart	84-100	.840
1993-94	Jermaine Guice	154-199	.774
1992-93	Jermaine Guice	106-139	.763
1991-92	Darin Archbold	189-229	.825
1990-91	Darin Archbold	187-205	.912
1989-90	Darin Archbold	79-93	.850
1988-89	Thad Matta	75-86	.872
1987-88	Chad Tucker	147-169	.870
1986-87	Darrin Fitzgerald	76-98	.776
1985-86	Darrin Fitzgerald	65-78	.833
1984-85	Darrin Fitzgerald	65-76	.855
1983-84	Darrin Fitzgerald	53-68	.779
1982-83	Lynn Mitchem	90-118	.763
1981-82	Lynn Mitchem	111-148	.750
1980-81	Lynn Mitchem	87-110	.791
1979-80	Lynn Mitchem	68-97	.701



Darren Fowlkes became the first player to lead Butler in scoring, rebounding and assists in the same season in 1988-89.

1978-79	Tom Orner	70-77	.909
1977-78	Doug Mitchell	84-96	.875
1976-77	John Dunn	68-90	.755
1975-76	Wayne Burris	82-106	.773
1974-75	Wayne Burris	64-83	.771
1973-74	Marty Monserez	87-126	.691
1972-73	Jeff Williams	54-82	.659
1971-72	Billy Shepherd	84-107	.785
1970-71	Billy Shepherd	171-222	.770
1969-70	Steve Norris	77-86	.895
1968-69	Steve Norris	61-83	.735
1967-68	Doug Winger	97-114	.851
1966-67	Ron Salatich	71-86	.826
1965-66	Bill Brown	54-61	.885
1964-65	Dave Sanders	80-107	.748
1963-64	Larry Shade	64-78	.821
1962-63	Tom Bowman	61-72	.847
1961-62	Dick Haslam	52-64	.813
1960-61	Dick Haslam	50-62	.807
1959-60	Ken Pennington	142-193	.736
1958-59	John Jones	77-97	.794
1957-58	Bobby Plump	150-179	.838
1956-57	Bobby Plump	160-186	.860
1955-56	Dave Scheetz	67-79	.848
1954-55	Joe Ditmire	57-67	.851
1953-54	No Statistics Available		
1952-53	Keith Greve	100-134	.746
1951-52	Keith Greve	55-81	.679
1950-51	John Hall	52-84	.643
1949-50	Buckshot O'Brien	86-108	.796
1948-49	Buckshot O'Brien	62-79	.785



Butler Records

INDIVIDUAL SINGLE GAME

Points

54, Darrin Fitzgerald vs. Detroit, 2/9/87
 49, Billy Shepherd vs. Arizona, 12/5/70
 44, Oscar Evans vs. Indianapolis, 12/6/71
 43, Billy Shepherd vs. DePauw, 2/10/71
 42, Matthew Graves vs. Clev. St., 1/15/98
 42, Darin Archbold vs. Xavier, 3/7/92
 42, Chad Tucker vs. No. Ill., 1/9/88
 42, Billy Shepherd vs. DePauw, 2/18/70
 41, Chad Tucker vs. Detroit, 2/13/88
 41, Bobby Plump vs. Evansville, 1/11/58
 40, Chad Tucker vs. Loyola, 2/8/86
 40, Darrin Fitzgerald vs. Loyola, 1/10/87

Rebounds

26, Daryl Mason vs. Evansville, 1/1/73
 24, Daryl Mason vs. DePauw, 2/6/74
 24, Jeff Blue vs. Valparaiso, 1/31/62
 23, Jeff Blue vs. Michigan, 12/9/61
 22, Daryl Mason vs. Indianapolis, 2/17/73
 21, Jeff Blue vs. DePauw, 2/17/62
 20, Jeff Blue vs. Illinois, 11/30/63
 20, Daryl Mason vs. Valparaiso, 1/8/73
 20, Marty Monserez vs. Evansville, 1/17/73
 20, Tim Haseley vs. DePauw, 11/26/83
 20, Garry Hoyt vs. Ball State, 2/5/69
 19, Daryl Mason vs. Air Force, 1/19/73
 19, Jeff Blue vs. Valparaiso, 1/4/64
 19, Ed Schilling vs. St. Joseph's, 1/11/67
 19, Dave Bennett vs. Valparaiso, 2/11/70

Assists (Since 1970)

15, Thomas Jackson vs. Detroit, 3/7/00
 14, Billy Shepherd vs. Evansville, 2/14/70
 14, Billy Shepherd vs. Earlham, 2/11/70
 13, Travis Trice vs. Mercer, 2/21/94
 13, Billy Shepherd vs. Evansville, 2/12/72
 13, Billy Shepherd vs. Illinois, 12/1/70
 12, Mike Green vs. Notre Dame, 11/13/06
 11, Thomas Jackson vs. Evansville, 12/8/01
 11, Darrin Fitzgerald vs. Ball St., 12/29/84
 11, Billy Shepherd vs. Indiana St., 2/5/72
 11, Tim Bowen vs. Indiana St., 11/26/90
 11, Tim Bowen vs. Dayton, 2/21/91
 11, Travis Trice vs. Wright St., 2/23/95
 11, Jeff Rogers vs. Northern Ill., 1/23/97
 11, Roosevelt Jones vs. SIUE, 11/28/15

Three-Point Field Goals

12, Darrin Fitzgerald vs. Detroit, 2/9/87
 10, Darrin Fitzgerald vs. Loyola, 1/10/87
 9, Darrin Fitzgerald vs. Evansville, 1/17/87
 8, Darnell Archey vs. Louisville, 3/23/03
 8, Pete Campbell vs. Detroit, 3/1/08
 8, Pete Campbell vs. So. Alabama, 3/21/08
 8, A. J. Graves vs. Notre Dame, 11/13/06
 8, Pete Campbell vs. Cleveland St., 2/8/07
 8, Darrin Fitzgerald vs. St. Louis, 2/16/87
 8, Jody Littrell vs. Miami (Ohio), 2/27/89
 8, Jody Littrell vs. Loyola, 2/16/89
 7, 16 times by nine different players

Points

770, Darin Archbold, 1991-92
 734, Darrin Fitzgerald, 1986-87
 724, Billy Shepherd, 1969-70
 674, Chad Tucker, 1987-88
 633, Darin Archbold, 1990-91
 623, Billy Shepherd, 1970-71
 614, Tim McRoberts, 1983-84
 609, Chad Tucker, 1985-86
 609, Shelvin Mack, 2010-11
 608, Matt Howard, 2010-11

Rebounds

354, Daryl Mason, 1972-73
 337, Kameron Woods, 2014-15
 336, Jeff Blue, 1961-62
 319, Ed Schilling, 1965-66
 318, Daryl Mason, 1973-74
 313, Jeff Blue, 1963-64
 305, Gordon Hayward, 2009-10
 304, Jeff Blue, 1962-63
 289, Daryl Mason, 1971-72
 285, Matt Howard, 2010-11

Assists (Since 1970)

193, Ronald Nored, 2011-12
 172, Mike Green, 2007-08
 168, Tim Bowen, 1990-91
 163, Thomas Jackson, 1999-00
 162, Jeff Rogers, 1996-97
 154, Roosevelt Jones, 2015-16
 145, Thomas Jackson, 2001-02
 144, Mike Green, 2006-07
 143, Jeff Rogers, 1997-98
 140, Mike Monserez, 2003-04
 140, Travis Trice, 1994-95

Steals

74, Thomas Jackson, 2001-02
 74, Alex Barlow, 2014-15
 69, Darren Fowlkes, 1986-87
 67, Ronald Nored, 2009-10
 66, Ronald Nored, 2011-12
 61, Alex Barlow, 2013-14
 61, Tim Bowen, 1990-91
 59, Kamar Baldwin, 2016-17
 54, A. J. Graves, 2007-08
 52, Shelvin Mack, 2009-10
 52, Rylan Hainje, 2001-02

Block Shots

64, Rolf van Rijn, 1997-98
 64, Rolf van Rijn, 1996-97
 50, Brandon Polk, 2005-06
 49, Tyler Wideman, 2015-16
 48, Matt Howard, 2008-09
 48, Rolf van Rijn, 1995-96
 40, Joel Cornette, 2000-01
 40, J. P. Brens, 1990-91
 39, Kameron Woods, 2011-12
 37, Matt Howard, 2007-08
 37, Joel Cornette, 2001-02

INDIVIDUAL SINGLE SEASON

Field Goals

287, Billy Shepherd, 1969-70
 251, Chad Tucker, 1987-88
 250, Darin Archbold, 1991-92
 250, Darin Archbold, 1986-87
 240, Chad Tucker, 1984-85
 235, Chad Tucker, 1985-86
 232, Brandon Polk, 2005-06
 228, Tim McRoberts, 1983-84
 228, Dave Sanders, 1964-65
 226, Billy Shepherd, 1970-71

Three-Point Field Goals

158, Darrin Fitzgerald, 1986-87
 115, Rotnei Clarke, 2012-13
 113, Bruce Horan, 2005-06
 107, Jody Littrell, 1988-89
 102, Pete Campbell, 2007-08
 98, A. J. Graves, 2006-07
 96, Bruce Horan, 2003-04
 95, A. J. Graves, 2007-08
 87, Shelvin Mack, 2010-11
 87, Kellen Dunham, 2015-16

Free Throws

196, Mike Green, 2006-07
 189, Darin Archbold, 1991-92
 187, Darin Archbold, 1990-91
 182, Mike Green, 2007-08
 179, Matt Howard, 2010-11
 179, Gordon Hayward, 2009-10
 178, Matt Howard, 2009-10
 177, Matt Howard, 2008-09
 171, Billy Shepherd, 1970-71
 160, Bobby Plump, 1956-57

Scoring Average

27.8, Billy Shepherd, 1969-70
 26.2, Darrin Fitzgerald, 1986-87
 24.8, Darin Archbold, 1991-92
 24.1, Chad Tucker, 1987-88
 24.0, Billy Shepherd, 1970-71
 21.9, Tim McRoberts, 1983-84
 21.8, Darin Archbold, 1990-91
 21.8, Chad Tucker, 1984-85
 21.2, Ted Guzek, 1956-57
 20.7, Ed Schilling, 1965-66

Field Goal Pct. (Min. 100 Att.)


.657, Duane Lightfoot, 2002-03
 .654, Greg Jones, 1982-83
 .623, Chad Tucker, 1983-84
 .615, Tyler Wideman, 2016-17
 .610, Rolf van Rijn, 1994-95
 .607, John Karaffa, 1987-88
 .605, Tyler Wideman, 2015-16
 .604, Rolf van Rijn, 1997-98
 .601, Rolf van Rijn, 1995-96
 .601, Tony Warren, 1979-80

Free Throw Pct. (Min. 2.0 made pg)

.973, Darnell Archey, 2002-03
 .948, A. J. Graves, 2006-07
 .919, A. J. Graves, 2004-05
 .912, Darin Archbold, 1990-91
 .909, Tom Orner, 1978-79
 .908, Andrew Graves, 1999-00
 .895, Steve Norris, 1963-74
 .889, A. J. Graves, 2007-08
 .886, Rotnei Clarke, 2012-13
 .885, Bill Brown, 1965-66

Rebound Average

13.6, Daryl Mason, 1972-73
 12.3, Ed Schilling, 1965-66
 12.2, Daryl Mason, 1973-74
 12.0, Jeff Blue, 1963-64
 12.0, Jeff Blue, 1961-62
 11.7, Jeff Blue, 1962-63
 11.1, Daryl Mason, 1971-72
 10.7, Dave Bennett, 1969-70
 10.3, Garry Hoyt, 1969-69
 9.9, Kameron Woods, 2014-15
 9.8, Mike Miller, 1978-79
 9.8, Ken Pennington, 1959-60



Thomas Jackson set a Butler single-game assist record with 15 against Detroit in the 2000 MCC Tournament.



Butler Records

INDIVIDUAL CAREER

Points


2,321, Chad Tucker, 1983-88
 2,019, Darrin Fitzgerald, 1983-87
 1,946, Kellen Dunham, 2012-16
 1,939, Matt Howard, 2007-11
 1,807, A. J. Graves, 2004-08
 1,798, Lynn Mitchem, 1979-83
 1,744, Darin Archbold, 1988-92
 1,733, Billy Shepherd, 1969-72
 1,607, Jermaine Guice, 1990-94
 1,543, Darren Fowlkes, 1985-89

Rebounds

961, Daryl Mason, 1971-74
 956, Kameron Woods, 2011-15
 953, Jeff Blue, 1961-64
 884, Matt Howard, 2007-11
 814, Roosevelt Jones, 2011-16
 748, Darren Fowlkes, 1985-89
 742, Lynn Mitchem, 1979-83
 722, Mike Marshall, 1996-00
 719, Jon Neuhouser, 1994-98
 712, Joel Cornette, 1999-2003

Assists (Since 1970)

540, Thomas Jackson, 1998-2002
 497, Ronald Nored, 2008-12
 471, Tim Bowen, 1989-93
 464, Roosevelt Jones, 2011-16
 457, Jeff Rogers, 1994-98
 411, Darrin Fitzgerald, 1983-87
 357, Shelvin Mack, 2008-11
 323, Avery Sheets, 2002-06



Darryl Mason set Butler's single-game, single-season and career rebounding records during his three seasons with the Bulldogs.

Assists (Continued)

316, Mike Green, 2006-08
 316, A. J. Graves, 2004-08

Steals

207, Thomas Jackson, 1998-2002
 207, Ronald Nored, 2008-12
 187, Alex Barlow, 2011-15
 183, A. J. Graves, 2004-08
 176, Darren Fowlkes, 1985-89
 156, Darrin Fitzgerald, 1983-87
 153, Rylan Hainje, 1998-2002
 147, Roosevelt Jones, 2011-16
 128, Joel Cornette, 1999-2003
 122, Brandon Miller, 2000-03
 122, Mike Marshall, 1996-2000

Blocked Shots

203, Rolf van Rijn, 1994-98
 144, Joel Cornette, 1999-2003
 131, Matt Howard, 2007-11
 125, Kameron Woods, 2011-15
 100, J. P. Brens, 1989-93
 90, Tyler Wideman, 2014-82
 82, Darren Fowlkes, 1985-89
 76, Mike Miller, 1978-81
 73, Brandon Polk, 2004-06
 72, Tim Haseley, 1981-85

Field Goals Made

912, Chad Tucker, 1983-88
 801, Darrin Fitzgerald, 1983-87
 721, Lynn Mitchem, 1979-83
 664, Billy Shepherd, 1969-72
 632, Wayne Burris, 1973-77
 606, Matt Howard, 2007-11
 598, Kellen Dunham, 2012-16
 589, Roosevelt Jones, 2011-16
 576, Jon Neuhouser, 1994-98
 574, Tom Bowman, 1960-63

Field Goal Pct. (100 made)

.594, Duane Lightfoot, 2000-04
 .589, Rolf van Rijn, 1994-98
 .581, Brandon Polk, 2004-06
 .575, Greg Jones, 1981-83
 .563, Doug Winger, 1965-68
 .544, Joel Cornette, 1999-2003
 .543, Rodney Haywood, 1987-90
 .542, Khyle Marshall, 2010-14
 .540, Drew Streicher, 2004-08
 .539, Chad Tucker, 1983-88

Three-Point Field Goals

314, Bruce Horan, 2002-06
 303, A. J. Graves, 2004-08
 299, Kellen Dunham, 2012-16
 217, Darnell Archey, 1999-2003
 216, Shelvin Mack, 2008-11
 189, Brandon Miller, 2000-03
 184, Avery Sheets, 2002-06
 183, Pete Campbell, 2006-08
 181, Jody Littrell, 1986-90

Three-Point Field Goals (Continued)

175, Matthew Graves, 1993-98
 174, Jermaine Guice, 1990-94

Three-Point Field Goal Pct. (50 made)

.483, Pete Campbell, 2006-08
 .465, Darin Archbold, 1988-92
 .455, Jody Littrell, 1986-90
 .448, Gordon Hayward, 2008-10
 .444, Thad Matta, 1987-90
 .443, Darnell Archey, 1999-2003
 .437, Darrin Fitzgerald, 1986-87
 .408, Rotnei Clarke, 2012-13
 .406, Bruce Horan, 2002-06
 .396, Rylan Hainje, 1998-2002

Free Throws Made

669, Matt Howard, 2007-11
 475, Bobby Plump, 1954-58
 468, Chad Tucker, 1983-88
 462, Darin Archbold, 1988-92
 451, Kellen Dunham, 2012-16
 405, Billy Shepherd, 1969-72
 396, Darren Fowlkes, 1985-89
 390, Jeff Blue, 1961-64
 378, Mike Green, 2006-08
 363, Jermaine Guice, 1990-94

Free Throw Percentage (100 made)

.951, Darnell Archey, 1999-2003
 .900, A. J. Graves, 2004-08
 .864, Darin Archbold, 1988-92
 .848, Tom Orner, 1975-79
 .846, Matthew Graves, 1993-98
 .840, Kellen Dunham, 2012-16
 .835, Mike Monserez, 2001-04
 .832, Bobby Plump, 1954-58
 .830, Avery Sheets, 2002-06
 .827, Chad Tucker, 1983-88

Scoring Average

24.1, Billy Shepherd, 1969-72
 19.8, Chad Tucker, 1983-88
 18.8, Oscar Evans, 1970-72
 18.1, Darin Archbold, 1988-92
 17.9, Darrin Fitzgerald, 1983-87
 17.4, Jeff Blue, 1961-64
 16.7, Tom Bowman, 1960-63
 16.5, Lynn Mitchem, 1979-83
 16.1, Bobby Plump, 1954-58
 16.1, Ed Schilling, 1964-67

WINS

TEAM SINGLE SEASON

Year	Coach	Wins
2009-10	Brad Stevens	33
2007-08	Brad Stevens	30
2006-07	Todd Lickliter	29
2010-11	Brad Stevens	28
2012-13	Brad Stevens	27
2002-03	Todd Lickliter	27
2008-09	Brad Stevens	26
2001-02	Todd Lickliter	26
2016-17	Chris Holtmann	25
2000-01	Thad Matta	24
1921-22	Harlan O. Page	24
2014-15	Chris Holtmann	23
1999-00	Barry Collier	23
1996-97	Barry Collier	23
2015-16	Chris Holtmann	22
2011-12	Brad Stevens	22
1998-99	Barry Collier	22
1997-98	Barry Collier	22
1961-62	Tony Hinkle	22
1991-92	Barry Collier	21
1924-25	Harlan O. Page	20
2005-06	Todd Lickliter	20

WINNING STREAKS

Year	Coach	Streak
2009-10	Brad Stevens	25
1999-00	Barry Collier	15
2010-11	Brad Stevens	14
2012-13	Brad Stevens	13
2001-02	Todd Lickliter	13
1961-62	Tony Hinkle	13
2008-09	Brad Stevens	11
1998-99	Barry Collier	11
2006-07	Todd Lickliter	10
2002-03	Todd Lickliter	10
1930-31	Tony Hinkle	10
1927-28	Tony Hinkle	10

SCORING AVERAGE

Year	Games	Avg.
1969-70	26	89.0
1970-71	26	88.5
1990-91	29	84.1
1965-66	26	81.5
1991-92	31	80.7
1964-65	26	80.2
2015-16	33	79.9
1957-58	26	79.1
1971-72	26	77.8
1959-60	26	77.4

REBOUNDING AVERAGE


Year	Games	Avg.
1972-73	26	49.7
1970-71	26	48.1
1971-72	26	47.5
1958-59	28	45.1
1973-74	26	44.4
1969-70	26	44.4
1965-66	26	44.4
1961-62	28	44.4
1959-60	26	43.9
1960-61	26	43.3



NCAA Records

Darnell Archey 85 Consecutive Free Throws Made 2001-03

Butler's Darnell Archey established an NCAA Division I record by hitting 85 consecutive free throws over three seasons. His streak began at Hinkle Fieldhouse on Feb. 15, 2001, and ended in the Fieldhouse on Jan. 18, 2003. Archey, who did not miss a free throw during the entire 2001-02 season, tied the previous NCAA record of 73 consecutive free throws (set by Gary Buchanan of Villanova, 2000-01) in the championship game of the Rainbow Classic in Hawaii, and then he broke the record with his first free throw at UIC on Jan. 4, 2003. Archey's record streak came to an end with 3:42 remaining in Butler's home victory over Youngstown State on Jan. 18, 2003.



Darnell Archey's Record Free Throw Streak Feb. 15, 2001 - Jan. 18, 2003

Date	Opponent	FT's
2/15/01	UW-Milwaukee	2-2
2/17/01	UW-Green Bay	1-1
2/22/01	at Loyola	2-2
2/24/01	at UIC	5-5
3/6/01	Detroit*	2-2
3/16/01	Wake Forest#	4-4
3/18/01	Arizona#	2-2
12/3/01	at Lipscomb	3-3
12/17/01	at Mount St. Mary's	2-2
12/28/01	Samford+	4-4
12/29/01	Indiana+	2-2
1/17/02	UW-Green Bay	1-1
1/23/02	Loyola	2-2
2/9/02	Cleveland State	2-2
2/23/02	UIC	3-3
3/14/02	Bowling Green&	4-4
12/5/02	at Indiana State	8-8
12/7/02	at Evansville	6-6
12/10/02	Bradley	7-7
12/21/02	St. Louis	2-2
12/28/02	Texas-Pan American%	2-2
12/29/02	Western Kentucky%	5-5
12/30/02	at Hawaii%	2-2
1/4/03	at UIC***	3-3
1/11/03	Detroit	6-6
1/16/03	at Wright State	2-2
1/18/03	Youngstown State	1-2

*Horizon League Tournament, Dayton, Ohio.

#NCAA Tournament, Kansas City, Mo.

+Hoosier Classic, Indianapolis, Ind.

&NIT, Indianapolis, Ind.

%Rainbow Classic, Honolulu, Hawaii

***Broke previous NCAA Record of 73 consecutive free throws.

STREAK FACTS

Span of Streak: 24 months

Total Games in Streak: 57

Free Throws at Home: 31

Free Throws Away: 33

Free Throws at Neutral Sites: 21

Number of opponents: 22

Most free throws vs. one opponent: 11 vs. Detroit

Number of arenas: 11

Free Throws By Arena:

Hinkle Fieldhouse: 31

Stan Sheriff Center: 9

UIC Pavilion: 8

Hulman Center: 8

Conseco Fieldhouse: 6

Kemper Arena: 6

Roberts Stadium: 6

Nutter Center: 4

Lipscomb Arena: 3

Joseph J. Gentile Center: 2

Knott Arena: 2

A. J. Graves Fourth On NCAA All-Time Free Throw Streak List

Butler's A. J. Graves had a streak of 63 consecutive free throws made during the 2006-07 season. That streak ranks as the third-longest single season streak and fourth-longest all-time streak in NCAA Division I history. Graves began the 2006-07 campaign by hitting 91 of his first 92 free throw attempts!



1,000 Points

1. - 2,321, Chad Tucker, 1983-88

Year	G	FGM	FGA	PCT.	3FG	3FA	PCT.	FTM	FTA	PCT.	PTS.	AVG.
1983-84	28	157	252	.623	0	0	.000	61	79	.772	375	13.4
1984-85	29	240	464	.517	0	0	.000	93	113	.823	573	19.8
1985-86	28	235	414	.568	0	0	.000	139	167	.832	609	21.8
1986-87	4	29	61	.475	4	10	.400	28	38	.737	90	22.5
1987-88	28	251	502	.500	25	65	.385	147	169	.870	674	24.1
Career	117	912	1693	.539	29	75	.387	468	566	.827	2321	19.8

2. - 2,019, Darrin Fitzgerald, 1983-87

Year	G	FGM	FGA	PCT.	3FG	3FA	PCT.	FTM	FTA	PCT.	PTS.	AVG.
1983-84	28	162	316	.513	0	0	.000	53	68	.779	377	13.5
1984-85	29	195	403	.484	0	0	.000	65	76	.855	455	15.7
1985-86	28	194	435	.446	0	0	.000	65	78	.833	453	16.2
1986-87	28	250	568	.440	158	362	.437	76	98	.776	734	26.2
Career	113	801	1722	.465	158	362	.437	259	320	.809	2019	17.9

3. - 1,946, Kellen Dunham, 2012-16

Year	G	FGM	FGA	PCT.	3FG	3FA	PCT.	FTM	FTA	PCT.	PTS.	AVG.
2012-13	36	97	259	.375	57	165	.345	91	105	.867	342	9.5
2013-14	31	164	420	.390	78	220	.355	102	127	.803	508	16.4
2014-15	34	171	399	.429	77	188	.410	142	167	.850	561	16.5
2015-16	33	166	379	.438	87	203	.429	116	138	.841	535	16.2
Career	134	598	1457	.410	299	776	.385	451	537	.840	1946	14.5

4. - 1,939, Matt Howard, 2007-11

Year	G	FGM	FGA	PCT.	3FG	3FA	PCT.	FTM	FTA	PCT.	PTS.	AVG.
2007-08	34	141	242	.583	0	0	.000	135	173	.780	417	12.3
2008-09	32	148	269	.550	2	9	.222	177	229	.773	475	14.8
2009-10	38	129	268	.481	3	11	.273	178	227	.784	439	11.6
2010-11	37	188	399	.471	53	133	.398	179	226	.792	608	16.4
Career	141	606	1178	.514	58	153	.379	669	855	.782	1939	13.8

5. - 1,807, A. J. Graves, 2004-08

Year	G	FGM	FGA	PCT.	3FG	3FA	PCT.	FTM	FTA	PCT.	PTS.	AVG.
2004-05	28	101	244	.414	42	123	.341	68	74	.919	312	11.1
2005-06	33	148	369	.401	68	183	.372	77	94	.819	441	13.4
2006-07	35	174	464	.375	98	277	.354	145	153	.948	591	16.9
2007-08	34	148	395	.375	95	281	.338	72	81	.889	463	13.6
Career	130	571	1472	.388	303	864	.351	362	402	.900	1807	13.9

6. - 1,798, Lynn Mitchem, 1979-83

Year	G	FGM	FGA	PCT.	3FG	3FA	PCT.	FTM	FTA	PCT.	PTS.	AVG.
1979-80	27	143	263	.544	0	0	.000	68	97	.701	354	13.1
1980-81	27	182	327	.557	0	0	.000	87	110	.791	451	16.7
1981-82	27	212	385	.551	0	0	.000	111	148	.750	535	19.8
1982-83	28	184	374	.492	0	0	.000	90	118	.763	458	16.4
Career	109	721	1349	.534	0	0	.000	356	473	.753	1798	16.5

7. - 1,744, Darin Archbold, 1988-92

Year	G	FGM	FGA	PCT.	3FG	3FA	PCT.	FTM	FTA	PCT.	PTS.	AVG.
1988-89	8	0	7	.000	0	0	.000	7	8	.875	7	0.9
1989-90	28	118	230	.513	19	42	.452	79	93	.849	334	11.9
1990-91	29	197	399	.494	52	113	.460	187	205	.912	633	21.8
1991-92	31	250	510	.490	81	172	.471	189	229	.825	770	24.8
Career	93	565	1146	.493	152	327	.465	462	535	.863	1744	18.8

8. - 1,733, Billy Shepherd, 1969-72

Year	G	FGM	FGA	PCT.	3FG	3FA	PCT.	FTM	FTA	PCT.	PTS.	AVG.
1969-70	26	287	652	.440	0	0	.000	150	200	.750	724	27.8
1970-71	26	226	579	.390	0	0	.000	171	222	.770	623	24.0
1971-72	20	151	382	.395	0	0	.000	84	107	.785	386	19.3
Career	66	664	1613	.412	0	0	.000	405	529	.766	1733	26.3

9. - 1,607, Jermaine Guice, 1990-94

Year	G	FGM	FGA	PCT.	3FG	3FA	PCT.	FTM	FTA	PCT.	PTS.	AVG.
1990-91	29	97	238	.408	51	138	.370	54	75	.720	299	10.3
1991-92	24	103	228	.452	42	116	.362	49	76	.645	297	12.4
1992-93	28	167	374	.447	43	140	.307	106	139	.763	483	17.3
1993-94	29	168	346	.486	38	102	.380	154	199	.774	528	18.2
Career	110	535	1186	.451	174	496	.351	363	489	.742	1607	14.6

10. - 1,543, Darren Fowlkes, 1985-89

Year	G	FGM	FGA	PCT.	3FG	3FA	PCT.	FTM	FTA	PCT.	PTS.	AVG.
1985-86	27	39	92	.424	0	0	.000	16	28	.571	94	3.5
1986-87	28	166	313	.530	0	1	.000	105	148	.710	437	15.6
1987-88	28	172	379	.454	20	51	.392	122	159	.767	486	17.4
1988-89	28	179	381	.470	15	49	.306	153	217	.705	526	18.8
Career	111	556	1165	.477	35	101	.347	396	552	.717	1543	13.9

11. - 1,533, Roosevelt Jones, 2011-16


Year	G	FGM	FGA	PCT.	3FG	3FA	PCT.	FTM	FTA	PCT.	PTS.	AVG.
2011-12	36	112	246	.455	0	0	.000	55	110	.500	279	7.8
2012-13	36	143	295	.485	0	1	.000	79	143	.552	365	10.1
2014-15	34	168	399	.421	0	0	.000	97	160	.606	433	12.7
2015-16	33	166	355	.468	1	1	1.000	123	182	.676	456	13.8
Career	139	589	1295	.455	1	2	.500	354	595	.595	1533	11.0

12. - 1,531, Wayne Burris, 1973-77


Year	G	FGM	FGA	PCT.	3FG	3FA	PCT.	FTM	FTA	PCT.	PTS.	AVG.
1973-74	26	129	303	.426	0	0	.000	46	67	.686	304	11.7
1974-75	26	139	334	.416	0	0	.000	64	83	.771	342	13.2
1975-76	27	194	420	.461	0	0	.000	82	106	.773	470	17.4
1976-77	27	170	381	.446	0	0	.000	75	101	.742	415	15.3
Career	106	632	1438	.439	0	0	.000	267	357	.748	1531	14.4

13. - 1,527, Shelvin Mack, 2008-11


Year	G	FGM	FGA	PCT.	3FG	3FA	PCT.	FTM	FTA	PCT.	PTS.	AVG.
2008-09	32	122	312	.391	57	175	.326	81	107	.757	382	11.9
2009-10	38	192	423	.454	72	184	.391	80	109	.734	536	14.1
2010-11	38	201	493	.408	87	246	.354	120	156	.769	609	16.0
Career	108	515	1228	.419	216	605	.357	281	372	.755	1527	14.1



Chad Tucker, Butler's all-time leading scorer, shot better than 50% from the field in each full season he played.



Jermaine Guice helped lead Butler to NIT appearances in 1991 and 1992.



Jon Neuhouser led the Bulldogs in scoring for three straight seasons.



1,000 Points

14. - 1,485, Jon Neuhouer, 1994-98

Year	G	FGM	FGA	PCT.	3FG	3FA	PCT.	FTM	FTA	PCT.	PTS.	AVG.
1994-95	27	89	170	.524	0	0	.000	44	73	.603	222	8.2
1995-96	27	127	236	.538	11	26	.423	76	111	.685	341	12.6
1996-97	33	193	405	.477	40	105	.381	79	128	.617	505	15.3
1997-98	33	167	330	.506	35	87	.402	48	83	.578	417	12.6
Career	120	576	1141	.505	86	218	.394	247	395	.625	1485	12.4

15. - 1,439, Bobby Plump, 1954-58

Year	G	FGM	FGA	PCT.	3FG	3FA	PCT.	FTM	FTA	PCT.	PTS.	AVG.
1954-55	15	58	161	.358	0	0	.000	73	95	.768	189	12.6
1955-56	22	88	235	.375	0	0	.000	94	114	.825	270	12.3
1956-57	25	155	344	.451	0	0	.000	160	186	.860	470	18.8
1957-58	26	180	371	.485	0	0	.000	150	179	.838	510	19.6
Career	88	481	1111	.433	0	0	.000	477	574	.831	1439	16.4

16. - 1,400, Keith Greve, 1951-54, 1957-58

Year	G	FGM	FGA	PCT.	3FG	3FA	PCT.	FTM	FTA	PCT.	PTS.	AVG.
1951-52	24	80	229	.349	0	0	.000	55	81	.679	215	9.1
1952-53	23	147	404	.364	0	0	.000	100	134	.746	394	17.1
1953-54	25	161	459	.350	0	0	.000	105	146	.713	427	17.2
1957-58	26	140	309	.453	0	0	.000	84	106	.792	364	14.0
Career	98	528	1401	.376	0	0	.000	344	467	.737	1400	14.3

17. - 1,392, Jeff Blue, 1961-64

Year	G	FGM	FGA	PCT.	3FG	3FA	PCT.	FTM	FTA	PCT.	PTS.	AVG.
1961-62	28	165	327	.505	0	0	.000	117	190	.616	447	15.9
1962-63	26	163	316	.516	0	0	.000	135	203	.665	461	17.7
1963-64	26	173	343	.504	0	0	.000	138	228	.605	484	18.6
Career	80	501	986	.508	0	0	.000	390	621	.628	1392	17.4

18. - 1,388, Rylan Hainje, 1998-2002

Year	G	FGM	FGA	PCT.	3FG	3FA	PCT.	FTM	FTA	PCT.	PTS.	AVG.
1998-99	32	95	193	.492	1	10	.100	70	111	.631	261	8.2
1999-00	31	112	229	.489	6	12	.500	61	108	.565	291	9.4
2000-01	32	127	250	.508	21	51	.412	74	117	.632	349	10.9
2001-02	32	161	325	.495	44	109	.404	121	169	.716	487	15.2
Career	127	495	997	.496	72	182	.396	326	505	.646	1388	10.9

19. - 1,373, Khyle Marshall, 2010-14

Year	G	FGM	FGA	PCT.	3FG	3FA	PCT.	FTM	FTA	PCT.	PTS.	AVG.
2010-11	38	90	176	.511	0	2	.000	40	76	.526	220	5.8
2011-12	35	140	253	.553	1	6	.167	63	114	.553	344	9.8
2012-13	36	146	258	.566	0	1	.000	54	94	.574	346	9.6
2013-14	31	196	368	.533	1	10	.100	70	153	.458	463	14.9
Career	140	572	1055	.542	2	19	.105	227	437	.519	1373	9.8

20-T. - 1,334, Thomas Jackson, 1998-2002

Year	G	FGM	FGA	PCT.	3FG	3FA	PCT.	FTM	FTA	PCT.	PTS.	AVG.
1998-99	32	59	156	.378	13	47	.277	70	98	.714	201	6.3
1999-00	31	103	249	.414	13	50	.260	63	79	.797	282	9.1
2000-01	32	126	295	.427	40	102	.392	123	160	.769	415	13.0
2001-02	32	160	340	.471	40	132	.303	76	102	.745	436	13.6
Career	127	448	1040	.431	106	331	.320	332	439	.756	1334	10.5

20-T. - 1,334, Tom Bowman, 1960-63

Year	G	FGM	FGA	PCT.	3FG	3FA	PCT.	FTM	FTA	PCT.	PTS.	AVG.
1960-61	26	173	346	.500	0	0	.000	46	72	.639	392	15.1
1961-62	28	218	459	.475	0	0	.000	79	102	.774	515	18.4
1962-63	26	183	394	.464	0	0	.000	61	72	.847	427	16.4
Career	80	574	1199	.479	0	0	.000	186	246	.756	1334	16.7

22. - 1,311, Ted Guzek, 1954-58

Year	G	FGM	FGA	PCT.	3FG	3FA	PCT.	FTM	FTA	PCT.	PTS.	AVG.
1954-55	24	55	142	.387	0	0	.000	49	87	.568	159	6.6
1955-56	22	127	285	.446	0	0	.000	116	167	.695	370	16.8
1956-57	25	189	426	.444	0	0	.000	153	210	.729	531	21.2
1957-58	21	89	164	.540	0	0	.000	73	103	.709	251	11.9
Career	92	460	1017	.452	0	0	.000	391	567	.690	1311	14.3

23. - 1,304, Kelan Martin, 2014-

Year	G	FGM	FGA	PCT.	3FG	3FA	PCT.	FTM	FTA	PCT.	PTS.	AVG.
2014-15	34	91	221	.412	19	77	.247	42	60	.700	243	7.1
2015-16	33	183	409	.447	46	122	.377	105	138	.761	517	15.7
2016-17	34	180	421	.428	64	184	.348	120	153	.784	544	16.0
Career	101	454	1051	.432	129	383	.337	267	351	.761	1304	12.9

24. - 1,271, Andrew Chrabaszcz, 2013-17


Year	G	FGM	FGA	PCT.	3FG	3FA	PCT.	FTM	FTA	PCT.	PTS.	AVG.
2013-14	31	64	122	.525	5	11	.455	61	80	.763	194	6.3
2014-15	30	120	269	.446	23	67	.343	74	120	.617	337	11.2
2015-16	33	128	259	.494	24	65	.369	72	91	.791	352	10.7
2016-17	34	129	284	.454	25	69	.362	105	138	.761	388	11.4
Career	128	441	934	.471	77	212	.363	312	429	.727	1271	9.9

25. - 1,248, Ralph "Buckshot" O'Brien, 1946-50


Year	G	FGM	FGA	PCT.	3FG	3FA	PCT.	FTM	FTA	PCT.	PTS.	AVG.
1946-47	23	90			0	0	.000	33	51	.647	213	9.3
1947-48	21	104	290	.358	0	0	.000	43	59	.728	251	12.0
1948-49	23	151	368	.410	0	0	.000	62	79	.785	364	15.9
1949-50	23	167	445	.375	0	0	.000	86	108	.796	420	18.3
Career	90	512			0	0	.000	224	297	.754	1248	13.9

26. - 1,243, Gerry Williams, 1960-63


Year	G	FGM	FGA	PCT.	3FG	3FA	PCT.	FTM	FTA	PCT.	PTS.	AVG.
1960-61	26	164	404	.406	0	0	.000	102	137	.745	430	16.5
1961-62	28	183	415	.441	0	0	.000	81	115	.705	447	15.9
1962-63	26	148	359	.412	0	0	.000	70	92	.761	366	14.1
Career	80	495	1178	.420	0	0	.000	253	344	.735	1243	15.5



Jeff Blue led the Bulldogs in rebounding for three straight seasons and finished his career as Butler's second all-time leading rebounder.




Thomas Jackson became the first player in Butler history to record 1,000 points and 500 assists.




Tim McRoberts is one of just four Butler players to average more than 20 points for a season since 1973.




1,000 Points



Chris Miskel became Butler's first basketball Academic All-American in 1995.



Tom Orner was the Indiana College Conference Player of the Year in 1978.



Joel Cornette stands sixth on Butler's all-time list for field goal shooting (.544).

27. - 1,220, Tony Warren, 1979-83

Year	G	FGM	FGA	PCT.	3FG	3FA	PCT.	FTM	FTA	PCT.	PTS.	AVG.
1979-80	27	203	338	.601	0	0	.000	70	102	.686	476	17.6
1980-81	23	133	286	.465	0	0	.000	52	75	.693	318	13.8
1981-82	23	67	179	.374	0	0	.000	38	57	.667	172	7.5
1982-83	25	96	216	.444	0	0	.000	62	83	.747	254	10.2
Career	98	499	1019	.490	0	0	.000	222	317	.700	1220	12.4

28. - 1,208, Tim McRoberts, 1980-84

Year	G	FGM	FGA	PCT.	3FG	3FA	PCT.	FTM	FTA	PCT.	PTS.	AVG.
1980-81	27	61	140	.436	0	0	.000	20	43	.465	142	5.3
1981-82	21	39	91	.429	0	0	.000	8	20	.400	86	4.1
1982-83	28	147	294	.500	0	0	.000	72	104	.692	366	13.1
1983-84	28	228	466	.489	0	0	.000	158	216	.731	614	21.9
Career	104	475	991	.479	0	0	.000	258	383	.674	1208	11.6

29. - 1,170, Chris Miskel, 1992-96

Year	G	FGM	FGA	PCT.	3FG	3FA	PCT.	FTM	FTA	PCT.	PTS.	AVG.
1992-93	28	62	131	.473	6	20	.300	15	34	.441	145	5.2
1993-94	29	159	310	.513	13	40	.325	69	105	.657	400	13.8
1994-95	24	126	280	.450	22	70	.314	60	125	.480	334	13.9
1995-96	27	115	246	.467	8	30	.267	53	96	.552	291	10.8
Career	108	462	967	.478	49	160	.306	197	360	.547	1170	10.8

30. - 1,147, Andrew Smith, 2009-13

Year	G	FGM	FGA	PCT.	3FG	3FA	PCT.	FTM	FTA	PCT.	PTS.	AVG.
2009-10	24	8	22	.364	0	0	.000	8	16	.500	24	1.0
2010-11	38	124	209	.593	0	1	.000	76	113	.673	324	8.5
2011-12	37	146	278	.525	19	54	.352	92	143	.643	403	10.9
2012-13	35	131	264	.496	17	57	.298	117	163	.718	396	11.3
Career	134	409	773	.529	36	112	.321	292	435	.671	1147	8.6

31. - 1,134, Tom Orner, 1975-79

Year	G	FGM	FGA	PCT.	3FG	3FA	PCT.	FTM	FTA	PCT.	PTS.	AVG.
1975-76	23	26	59	.440	0	0	.000	10	15	.666	62	2.6
1976-77	27	72	164	.439	0	0	.000	21	28	.750	165	6.1
1977-78	26	194	416	.466	0	0	.000	89	104	.856	477	18.4
1978-79	27	180	352	.511	0	0	.000	70	77	.909	430	15.9
Career	103	472	991	.476	0	0	.000	190	224	.848	1134	11.0

32. - 1,121, Brandon Miller, 2000-03

Year	G	FGM	FGA	PCT.	3FG	3FA	PCT.	FTM	FTA	PCT.	PTS.	AVG.
2000-01	32	106	272	.390	68	170	.400	93	115	.809	373	11.7
2001-02	32	103	271	.380	64	176	.364	84	103	.816	354	11.1
2002-03	33	122	278	.439	57	138	.413	93	114	.816	394	11.9
Career	97	331	821	.403	189	484	.390	270	332	.813	1121	11.6

33. - 1,117, Ken Pennington, 1957-60

Year	G	FGM	FGA	PCT.	3FG	3FA	PCT.	FTM	FTA	PCT.	PTS.	AVG.
1957-58	26	110	237	.464	0	0	.000	78	126	.619	298	11.4
1958-59	25	113	280	.404	0	0	.000	115	168	.684	341	13.7
1959-60	26	168	392	.429	0	0	.000	142	193	.736	478	18.4
Career	77	391	909	.430	0	0	.000	335	487	.688	1117	14.5

34. - 1,103, Dave Sanders, 1962-65

Year	G	FGM	FGA	PCT.	3FG	3FA	PCT.	FTM	FTA	PCT.	PTS.	AVG.
1961-62	23	68	145	.469	0	0	.000	31	41	.754	167	7.3
1963-64	26	168	377	.446	0	0	.000	64	87	.736	400	15.4
1964-65	26	228	483	.472	0	0	.000	80	107	.748	536	20.6
Career	75	464	1005	.462	0	0	.000	175	235	.745	1103	14.7

35. - 1,100, Joel Cornette, 1999-2003

Year	G	FGM	FGA	PCT.	3FG	3FA	PCT.	FTM	FTA	PCT.	PTS.	AVG.
1999-00	31	69	144	.479	0	0	.000	57	108	.528	195	6.3
2000-01	32	126	218	.578	0	0	.000	39	90	.422	290	9.1
2001-02	32	99	179	.553	0	0	.000	33	92	.359	231	7.2
2002-03	33	161	296	.544	0	1	.000	62	129	.481	384	11.6
Career	128	455	837	.544	0	1	.000	191	419	.456	1100	8.6

36. - 1,086, Avery Sheets, 2002-06

Year	G	FGM	FGA	PCT.	3FG	3FA	PCT.	FTM	FTA	PCT.	PTS.	AVG.
2002-03	33	59	137	.431	31	79	.392	18	25	.720	167	5.1
2003-04	30	123	282	.436	48	131	.366	37	42	.881	331	11.0
2004-05	28	99	240	.413	43	125	.344	30	37	.811	271	9.7
2005-06	33	114	260	.438	62	153	.405	27	31	.871	317	9.6
Career	124	395	919	.430	184	488	.377	112	135	.830	1086	8.8

37. - 1,028, Dave Bennett, 1968-71

Year	G	FGM	FGA	PCT.	3FG	3FA	PCT.	FTM	FTA	PCT.	PTS.	AVG.
1968-69	21	101	214	.472	0	0	.000	39	62	.629	241	11.5
1969-70	26	169	333	.508	0	0	.000	89	144	.618	427	16.4
1970-71	22	149	282	.528	0	0	.000	62	95	.653	360	16.4
Career	69	419	829	.505	0	0	.000	190	301	.631	1028	14.9

38. - 1,023, J. P. Brens, 1989-93

Year	G	FGM	FGA	PCT.	3FG	3FA	PCT.	FTM	FTA	PCT.	PTS.	AVG.
1989-90	28	103	198	.520	0	0	.000	101	144	.701	307	11.0
1990-91	29	111	230	.483	0	1	.000	111	163	.681	333	11.5
1991-92	31	99	171	.579	0	0	.000	95	163	.583	293	9.5
1992-93	13	32	68	.471	0	1	.000	26	49	.531	90	6.9
Career	101	345	667	.517	0	2	.000	333	519	.642	1023	10.1

39. - 1,018, Bruce Horan, 2002-06

Year	G	FGM	FGA	PCT.	3FG	3FA	PCT.	FTM	FTA	PCT.	PTS.	AVG.
2002-03	31	21	54	.389	21	51	.412	2	4	.500	65	2.1
2003-04	30	101	258	.391	96	242	.397	20	24	.833	318	10.6
2004-05	28	88	211	.417	84	205	.410	14	18	.778	274	9.8
2005-06	33	116	285	.407	113	275	.411	16	17	.941	361	10.9
Career	122	326	808	.403	314	773	.406	52	63	.825	1018	8.3




Individual Honors

BUTLER MVP'S

1946-47	Charles Maas
1947-48	James Doyle
1948-49	"Buckshot" O'Brien
1949-50	"Buckshot" O'Brien
1950-51	Orvis Burdsall
1951-52	Orvis Burdsall
1952-53	Keith Greve
1953-54	Jim Crosley
1954-55	Don Holloway
1955-56	Dave Scheetz
1956-57	Bobby Plump
1957-58	Bobby Plump
1958-59	Bill Scott
1959-60	Ken Pennington
1960-61	Gerry Williams
1961-62	Tom Bowman
1962-63	Jeff Blue
1963-64	Jeff Blue
1964-65	Dave Sanders
1965-66	Larry Shade
1966-67	Doug Wininger
1967-68	Doug Wininger
1968-69	Steve Norris
1969-70	Steve Norris
1970-71	Oscar Evans
	Bill Shepherd
1971-72	Bill Shepherd
1972-73	Clarence Crain
1973-74	Daryl Mason
1974-75	John Dunn
1975-76	Wayne Burris
	Barry Collier
1976-77	Wayne Burris
1977-78	Tom Orner
1978-79	Tom Orner
1979-80	Gary Raker
	Tony Warren
1980-81	Lynn Mitchem
1981-82	Lynn Mitchem
1982-83	Lynn Mitchem
1983-84	Tim McRoberts
1984-85	Mike Burt
	Chad Tucker
1985-86	Chad Tucker
1986-87	Darrin Fitzgerald
1987-88	Chad Tucker
1988-89	Darren Fowlkes
1989-90	Rodney Haywood
1990-91	Darin Archbold
1991-92	Darin Archbold
1992-93	Jermaine Guice
1993-94	Jermaine Guice
1994-95	Travis Trice
1995-96	Chris Miskel
1996-97	Jon Neuhouser
1997-98	Matthew Graves
1998-99	Mike Marshall
1999-00	Mike Marshall
2000-01	LaVall Jordan
2001-02	Thomas Jackson
2002-03	Brandon Miller
	Joel Cornette
2003-04	Mike Monserez
2004-05	Brandon Polk
2005-06	Brandon Polk
2006-07	Brandon Crone
2007-08	Mike Green
	A. J. Graves
2008-17	None chosen

Butler All-Americans



Bob Dietz was named captain of the College All-Star team in 1941, the same year that he earned All-America honors. Dietz later served as an assistant men's basketball coach at Butler for 20 years.

1923-24 (Helms)
Hugh "Wally" Middlesworth
1933-34 (Helms)
Frank Baird
1939-40 (Madison Square Garden)
Jerry Steiner
1940-41
Bob Dietz
1949-50 (Look Magazine)
Ralph "Buckshot" O'Brien
Jimmy Doyle
1956-57 (Helms)
Ted Guzek
1970-71 (Sport Magazine)
Billy Shepherd
1984-85 (A.P. Honorable Mention)
Chad Tucker
2006-07 (A.P. Honorable Mention)
A. J. Graves
2007-08 (A.P. Honorable Mention)
Mike Green
2008-09 (A.P. Honorable Mention)
Matt Howard

HILTON U. BROWN/MENTAL ATTITUDE AWARD

1956-57	Mark Peterman	1993-94	Danny Allen
1957-58	Keith Greve	1994-95	Marcel Kon
1958-59	Bill Scott	1995-96	Jason McKenzie
1959-60	Orville Bose	1996-97	Chad Cantor
1960-61	Larry Ramey	1997-98	Mike Marshall
1961-62	Dick Haslam	1998-99	Andy Hirschy
1962-63	Tom Bowman	1999-00	Andrew Graves
1963-64	Gregg Ferrin	2000-01	Thomas Jackson
1964-65	Ron Iwema	2001-02	Joel Cornette
1965-66	Larry Shade	2002-03	Rob Walls
1966-67	Jim Hohit	2003-04	Ryan Reynolds
1967-68	John Nell	2004-05	Brian Ligon
1968-69	Garry Hoyt	2005-06	Marcus Nellems
1969-70	Steve Norris	2006-07	Marcus Nellems
1970-71	Dave Bennett	2007-08	Drew Streicher
1971-72	Oscar Evans		Julian Betko
1972-73	Clarence Crain		Pete Campbell
1973-74	Marty Monserez	2008-16	None chosen
1974-75	Carl Lile		
1975-76	Bill Lynch		
1976-77	Bill Lynch		
1977-78	Don McGlocklin		
1978-79	Doug Mitchell		
1979-80	Frank Thomas		
1980-81	Steve Hutson		
1981-82	Claude Davis		
1982-83	Claude Davis		
1983-84	Tim McRoberts		
1984-85	Tim Haseley		
1985-86	Mark Beam		
1986-87	Mike Harper		
1987-88	Jody Littrell		
1988-89	Jody Littrell		
1989-90	Rick Donovan		
1990-91	John Shoup		
1991-92	Wade Gault		
1992-93	J. P. Brens		

Cecil N. Coleman Medal of Honor

The Cecil N. Coleman Medal of Honor was presented by the Horizon League to one male and female student-athlete who best demonstrates outstanding achievement in academics, athletics and extra curricular activities. Six former Butler basketball players earned the prestigious conference honor:

1989-90	Jody Littrell
1995-96	Chris Miskel
1997-98	Jon Neuhouser
2002-03	Brandon Miller
2007-08	A. J. Graves
2010-11	Matt Howard

ACADEMIC HONORS

Academic All-America

2014-15	Alex Barlow (2nd Team)
2012-13	Andrew Smith (2nd team)
2011-12	Ronald Nored (2nd team)
2010-11	Matt Howard (1st team)*
2009-10	Matt Howard (1st team)
	Gordon Hayward (3rd team)
2008-09	Matt Howard (2nd team)
2007-08	A. J. Graves (2nd team)
	Drew Streicher (3rd team)
2006-07	A. J. Graves (1st team)
1994-95	Chris Miskel (3rd team)

*Academic All-American of the Year.

Academic All-District V

2014-15	Alex Barlow
2013-14	Alex Barlow
2012-13	Andrew Smith
2011-12	Ronald Nored
2010-11	Matt Howard
2009-10	Matt Howard
	Gordon Hayward
2008-09	Matt Howard
2007-08	A. J. Graves
	Drew Streicher
2006-07	A. J. Graves
	Drew Streicher
2002-03	Brandon Miller
2001-02	Brandon Miller
1998-99	Andy Hirschy
1997-98	Matthew Graves
1995-96	Chris Miskel
1994-95	Chris Miskel
1993-94	Chris Miskel
1990-91	John Karaffa
1988-89	Jody Littrell
1987-88	Jody Littrell

NCAA Post-Graduate Scholarship Winners

1991	John Karaffa
1977	Wayne Burris

BIG EAST Scholar-Athlete of the Year

2016	Kellen Dunham
2015	Alex Barlow
2014	Alex Barlow

Atlantic 10 Academic All-Conference

2013	Andrew Smith
------	--------------

Horizon League Academic All-Conference

2012	Ronald Nored
2011	Matt Howard, Ronald Nored, Zach Hahn
2010	Matt Howard, Zach Hahn, Zach Hahn
2009	Matt Howard, Zach Hahn
2008	A. J. Graves, Julian Betko, Drew Streicher
2007	A. J. Graves, Julian Betko, Drew Streicher
2006	A. J. Graves, Julian Betko, Drew Streicher
2005	Drew Streicher, Andy Grunst
2003	Brandon Miller
	Mike Monserez
2002	Brandon Miller
2001	Brandon Miller
2000	Andrew Graves
1999	Andy Hirschy
1998	Matthew Graves
	Andy Hirschy
1996	Chris Miskel
1995	Chris Miskel
1994	Chris Miskel
1991	John Karaffa
1982	Claude Davis
	Tim McRoberts
1981	Claude Davis



Individual Honors

BUTLER'S LEAGUE LEADERS

SCORING

<i>Midwestern Collegiate Conference/Horizon League</i>		
1986-87	Darrin Fitzgerald	26.2
<i>Indiana Collegiate Conference</i>		
1977-78	Tom Orner	20.8
1970-71	Bill Shepherd	25.1
1955-56	Ted Guzek	20.5
1952-53	Keith Greve	20.3

REBOUNDING

<i>BIG EAST</i>		
2014-15	Kameron Woods	9.9
2013-14	Kameron Woods	9.0
<i>Indiana Collegiate Conference</i>		
1972-73	Daryl Mason	15.8
1971-72	Daryl Mason	14.3

ASSISTS

<i>Midwestern Collegiate Conference/Horizon League</i>		
2007-08	Mike Green	5.06
1996-97	Jeff Rogers	5.2
1990-91	Tim Bowen	5.9

ASSIST/TURNOVER RATIO

<i>BIG EAST</i>		
2016-17	Tyler Lewis	4.15
2013-14	Alex Barlow	3.1
<i>Midwestern Collegiate Conference/Horizon League</i>		
2011-12	Ronald Nored	1.9
2005-06	Avery Sheets	2.72
2004-05	Avery Sheets	2.33
2000-01	Thomas Jackson	1.71
1999-00	Thomas Jackson	1.96

FIELD GOAL PERCENTAGE

<i>Midwestern Collegiate Conference/Horizon League</i>		
2008-09	Matt Howard	.550
2005-06	Brandon Polk	.576
2004-05	Brandon Polk	.589
2002-03	Duane Lightfoot	.657
1998-99	Mike Marshall	.563
1997-98	Rolf van Rijn	.604
1986-87	Darren Fowlkes	.530
1983-84	Chad Tucker	.624
1982-83	Greg Jones	.654

THREE-POINT FIELD GOALS

<i>BIG EAST</i>		
2015-16	Kellen Dunham	2.6
<i>Atlantic 10 Conference</i>		
2012-13	Rotnei Clarke	3.5
<i>Midwestern Collegiate Conference/Horizon League</i>		
2007-08	Pete Campbell	3.29
2005-06	Bruce Horan	3.42

THREE-POINT FIELD GOAL PCT.

<i>BIG EAST</i>		
2015-16	Kellen Dunham	.429
<i>Midwestern Collegiate Conference/Horizon League</i>		
2006-07	Pete Campbell	.519
2004-05	Bruce Horan	.410
1999-00	Darnell Archey	.455
1988-89	Jody Littrell	.510

FREE THROW PERCENTAGE

<i>Midwestern Collegiate Conference/Horizon League</i>		
2006-07	A. J. Graves	.948
2004-05	A. J. Graves	.919
2003-04	Mike Monserez	.864
2002-03	Darnell Archey	.973
1999-00	Andrew Graves	.908
1997-98	Matthew Graves	.868
1995-96	Matthew Graves	.842
1994-95	Marcus Cowart	.840
1993-94	Jermaine Guice	.774
1990-91	Darin Archbold	.912
1985-86	Chad Tucker	.832

BLOCKED SHOTS

<i>Midwestern Collegiate Conference/Horizon League</i>		
2005-06	Brandon Polk	1.5
1997-98	Rolf van Rijn	1.9
1996-97	Rolf van Rijn	1.9
1995-96	Rolf van Rijn	1.8

STEALS

<i>Midwestern Collegiate Conference/Horizon League</i>		
2001-02	Thomas Jackson	2.3
2000-01	Thomas Jackson	1.5
1983-84	Darrin Fitzgerald	2.1

BUTLER ALL-CONFERENCE PLAYERS

Missouri Valley Conference

1932-33	Frank Baird (1st), Bert Davis (1st), Cy Proffitt (2nd)
1933-34	Frank Baird (1st), Bert Davis (1st), Roscoe Batts (2nd), Gene Demmayr (2nd)

Mid-American Conference

1947-47	"Buckshot" O'Brien
1947-48	"Buckshot" O'Brien (1st)
1948-49	"Buckshot" O'Brien (1st), Jim Doyle (2nd)
1949-50	"Buckshot" O'Brien (1st), Jim Doyle (1st)

Indiana Collegiate Conference

1950-51	Orvis Burdsall (1st)
1951-52	Jim Crosley (1st), Orvis Burdsall (2nd), Keith Greve (2nd), Ray Stewart (HM), Charles Englerth (HM)
1952-53	Keith Greve (1st), Jim Crosley (HM)
1953-54	Keith Greve (1st), Jim Crosley (1st)
1954-55	Bob Plump (HM), Wally Cox (HM), Dave Sheetz (HM)
1955-56	Ted Guzek (1st), Bob Plump (HM), Dave Sheetz (HM)
1956-57	Ted Guzek (1st), Bob Plump (1st)
1957-58	Keith Greve (1st), Bob Plump (1st), Wally Cox (HM), Ted Guzek (HM)
1958-59	Bill Scott (1st), Ken Pennington (1st)
1959-60	Orville Bose (1st), Ken Pennington (1st), Jim Barrick (2nd)
1960-61	Tom Bowman (1st), Gerry Williams (1st), Dick Haslam (HM), Don Wilson (HM)
1961-62	Tom Bowman (1st), Gerry Williams (1st), Jeff Blue (1st), Dick Haslam (HM)
1962-63	Jeff Blue (1st), Gerry Williams (2nd), Tom Bowman (2nd)
1963-64	Jeff Blue (1st)
1964-65	Dave Sanders (1st), Ron Iwema (HM)
1965-66	Ed Schilling (1st), Larry Shade (HM)
1966-67	Ed Schilling (2nd), Gene Milner (HM)
1967-68	Doug Winger (1st), Bill Mauck (HM), John Nell (HM)
1968-69	Steve Norris (1st), Garry Hoyt (1st)
1969-70	Billy Shepherd (1st), Steve Norris (1st), Dave Bennett (2nd)
1970-71	Oscar Evans (1st), Dave Bennett (1st), Billy Shepherd (2nd)
1971-72	Oscar Evans (1st), Billy Shepherd (2nd), Daryl Mason (HM)
1972-73	Daryl Mason (1st), Clarence Crain (2nd), Kent Ehret (2nd)
1973-74	Daryl Mason (1st), Jeff Williams (2nd), Marty Monserez (2nd)
1974-75	John Dunn (1st)
1975-76	Wayne Burris (1st), Barry Collier (1st), Billy Lynch (2nd)
1976-77	Wayne Burris (1st), John Dunn (2nd)
1977-78	Tom Orner (1st), Doug Mitchell (1st), Don McGlocklin (2nd), Jeff Fehn (2nd)

Midwestern Collegiate Conference/Horizon League

1979-80	Tony Warren (1st)
1980-81	Lynn Mitchem (2nd)
1981-82	Lynn Mitchem (1st AP, 2nd UPI)
1982-83	Lynn Mitchem (1st AP, UPI), Tim McRoberts (2nd UPI)
1983-84	Tim McRoberts (1st AP, UPI)
1984-85	Chad Tucker (1st AP, UPI)
1985-86	Chad Tucker (1st AP, UPI)
1986-87	Darrin Fitzgerald (1st), Darren Fowlkes (2nd)
1987-88	Chad Tucker (1st), Darren Fowlkes (2nd)
1988-89	Darren Fowlkes (1st)
1990-91	Darin Archbold (1st)
1991-92	Darin Archbold (1st)
1992-93	Jermaine Guice (2nd)
1993-94	Jermaine Guice (1st), John Taylor (2nd)
1995-96	Jon Neuhouser (1st)
1996-97	Jon Neuhouser (1st), Kelsey Wilson (2nd)
1998-99	Mike Marshall (1st)
1999-00	Mike Marshall (2nd), LaVall Jordan (2nd)
2000-01	Thomas Jackson (1st), LaVall Jordan (2nd)
2001-02	Thomas Jackson (1st), Rylan Hainje (1st)
2002-03	Joel Cornette (2nd), Brandon Miller (2nd)
2003-04	Mike Monserez (2nd)
2004-05	Brandon Polk (2nd)
2005-06	Brandon Polk (1st)
2006-07	A. J. Graves (1st), Mike Green (2nd)
2007-08	Mike Green (1st), A. J. Graves (1st), Matt Howard (2nd)
2008-09	Matt Howard (1st), Gordon Hayward (1st)
2009-10	Matt Howard (1st), Gordon Hayward (1st), Shelvin Mack (1st)
2010-11	Matt Howard (1st), Shelvin Mack (2nd)
2011-12	Ronald Nored (2nd)

Atlantic 10 Conference

2012-13	Rotnei Clarke (1st)
---------	---------------------

BIG EAST

2016-17	Andrew Chrabascz (1st), Kelan Martin (2nd)
2015-16	Roosevelt Jones (2nd), Kelan Martin (2nd), Kellen Dunham (HM)
2014-15	Kellen Dunham (1st), Roosevelt Jones (2nd)

2013-14 Kellen Dunham (2nd)

MCC/Horizon League All-Freshman/Newcomer Team

1979-80	Tony Warren, Lynn Mitchem
1983-84	Chad Tucker, Darrin Fitzgerald
1985-86	Darren Fowlkes
1989-90	J. P. Brens
1990-91	Jermaine Guice
1991-92	Katara Reliford
1993-94	Travis Trice
1997-98	Otis Frazier
1998-99	Rylan Hainje
2000-01	Brandon Miller
2004-05	Brandon Polk
2006-07	Mike Green (Newcomer of the Year), Pete Campbell
2007-08	Matt Howard (Newcomer of the Year)
2008-09	Gordon Hayward (Newcomer of the Year), Shelvin Mack
2011-12	Roosevelt Jones

Atlantic 10 Conference All-Rookie Team

2012-13	Kellen Dunham
---------	---------------

BIG EAST All-Rookie Team

2016-17	Kamar Baldwin
2013-14	Andrew Chrabascz

MCC/Horizon League All-Defensive Team

1995-96	Jason McKenzie
1996-97	Rolf van Rijn
1997-98	Rolf van Rijn
1998-99	Mike Marshall
1999-00	Mike Marshall
2000-01	Thomas Jackson, Joel Cornette, Rylan Hainje
2001-02	Thomas Jackson, Joel Cornette, Rylan Hainje
2002-03	Joel Cornette, Brandon Miller
2007-08	Mike Green, Drew Streicher
2008-09	Matt Howard
2009-10	Ronald Nored (Co-Defensive Player of the Year), Willie Veasley
2010-11	Matt Howard, Ronald Nored
2011-12	Ronald Nored (Defensive Player of the Year)

Atlantic 10 Conference All-Defensive Team

2012-13	Roosevelt Jones
---------	-----------------

BIG EAST "Coach of the Year"

2016-17	Chris Holtmann
---------	----------------

MCC/Horizon League "Coach of the Year"

1984	Joe Sexson
1991	Barry Collier
1997	Barry Collier
1999	Barry Collier
2000	Barry Collier
2001	Thad Matta
2006	Todd Lickliter
2007	Todd Lickliter
2009	Brad Stevens
2010	Brad Stevens

MCC/Horizon League "Player of the Year"

1991	Darin Archbold
1997	Jon Neuhouser
2002	Rylan Hainje
2006	Brandon Polk
2008	Mike Green
2009	Matt Howard
2010	Gordon Hayward

ICC "Coach of the Year"

1956	Tony Hinkle
1961	Tony Hinkle
1962	Tony Hinkle
1973	George Theofanis
1977	George Theofanis
1978	Joe Sexson

ICC "Player of the Year"

1962	Tom Bowman
1977	Wayne Burris
1978	Tom Orner

MAC M.V.P.


1949	Ralph "Buckshot" O'Brien
------	--------------------------

Key:
AP -- Associated Press team; UPI -- United Press International team.



Individual Honors

NABC National Coach of the Year



Butler men's basketball coach **Todd Lickliter** was selected as the 2007 Division I Coach of the Year by the National Association of Basketball Coaches (NABC). He received his award on April 1, 2007 at the AT & T/NABC Awards Show at the Sydney Marcus Auditorium in Atlanta, Ga., during Final Four weekend.

Lickliter guided the Bulldogs to a school and Horizon League record 29 victories in 2006-07. He led Butler to a regular season co-championship in the Horizon League and then took the Bulldogs to the Sweet 16 of the 2007 NCAA Men's Basketball Championship. Butler defeated Old Dominion in the first round of the tournament and then beat #18 Maryland in the second round, before falling to eventual national champion Florida in the Sweet 16.

Butler was picked sixth in the Horizon League's preseason poll, but the Bulldogs wasted little time proving the predictors wrong. Lickliter's club opened the season with a 40-point win at Tulane and then captured the Midwest Region title of the NIT Season Tip-Off with back-to-back victories over Notre Dame and Indiana. The Bulldogs continued to roll in New York, defeating #22 Tennessee and #23 Gonzaga to capture the NIT Season Tip-Off title.

Lickliter led the Bulldogs to 10 straight wins to open the season, including a victory over Purdue in the Wooden Tradition. The 10 wins matched the second-fastest start in school history and the fifth-longest winning streak in school annals. Butler cracked the "Top 25" on Nov. 27 and the Bulldogs were nationally-ranked for a school and league record 16 consecutive weeks (broken in 2007-08). Lickliter's club became the first team in Horizon League history to break into the nation's "Top 10" on Feb. 5!

The 2006-07 Bulldogs became the first team in league history to record 20 wins before February and the first Horizon League team to win 26 regular season games. Butler had three wins over teams that were ranked in the "Top 25" and eight victories over squads that advanced to the NCAA Tournament.

Lickliter became the first Butler basketball coach to be selected for the NABC's highest award. He's also become the first coach in Horizon League history to be honored by the national coaches organization.

Butler Athletic Hall of Fame

Men's basketball players/coaches in the Butler Athletic Hall of Fame:

- | | |
|-------------------------------------|--------------------------------------|
| George Cullen Thomas (Charter) | Marvin Wood (1999) |
| Orville J. Hooker (Charter) | Keith Greve (1999) |
| Hugh "Wally" Middlesworth (Charter) | Dick Haslam (1999) |
| Haldane Griggs (Charter) | Larry Shook (1999) |
| Robert Keach (Charter) | Dana Chandler (2000) |
| Archie Chadd (Charter) | Orvis Burdsall (2000) |
| Frank White (Charter) | Wally Cox (2000) |
| Oral Hildebrand (Charter) | Bill Lynch (2000) |
| Wilbur Schumacher (Charter) | William L. Shepherd (2001) |
| Paul D. "Tony" Hinkle (1992) | Stephen K. Norris (2001) |
| Robert Blessing (1992) | Billy L. Shepherd (2001) |
| Robert Nipper (1992) | Wayne Burreis (2002) |
| David Konold (1992) | David Sanders (2002) |
| Frank Baird (1992) | Ed Schilling (2002) |
| Frank "Pop" Hedden (1993) | Daryl Mason (2003) |
| Jerry Steiner (1993) | James Petty (2003) |
| Robert E. Deitz (1993) | 1923-24 Men's Basketball Team (2003) |
| Charles F. Maas (1993) | 1928-29 Men's Basketball Team (2003) |
| James B. Doyle (1993) | Clarence Crain (2004) |
| Ralph "Buckshot" O'Brien (1994) | John Dunn (2004) |
| Bobby Plump (1994) | Larry Shade (2004) |
| Herb Schwomeyer (1994) | Marty Monsereez (2005) |
| Jake Caskey (1995) | 1948-49 Men's Basketball Team (2005) |
| James "Speed" Allen (1995) | Barry Collier (2006) |
| Elwood "Woody" Norris (1995) | Tom Orner (2006) |
| Bill Hardy (1995) | Lynn Mitchem (2006) |
| Ken Freeman (1996) | Darrin Fitzgerald (2007) |
| Gerald A. Williams (1996) | Chad Tucker (2007) |
| Scott Armstrong (1997) | 1961-62 Men's Basketball Team (2007) |
| John Barrowcliff (1997) | Darin Archbold (2008) |
| Ken Pennington (1997) | Jon Neuhouser (2009) |
| Jeff Blue (1997) | Jermaine Guice (2011) |
| Jack Krebs (1997) | Norm Ellenberger (2012) |
| Jim Rosenstihl (1998) | Thomas Jackson (2013) |
| Bill Scott (1998) | Todd Lickliter (2014) |
| Tom Bowman (1998) | Rylan Hainje (2015) |
| Pat Page (1999) | Joel Cornette (2017) |

SPECIAL AWARDS

NCAA Elite 88 Award

(Presented at each of the NCAA's 88 championships to the competing student-athlete with the highest cumulative grade point average.)

2010 Matt Howard 2011 Matt Howard

Chip Hilton Award

(Presented by Chip Hilton Sports and the Naismith Hall of Fame to a NCAA Division I men's basketball player for demonstrating outstanding character, leadership, integrity, humility, sportsmanship and talent.)

2003 Brandon Miller 2008 Mike Green

Frances Pomeroy Naismith Award

(Presented to the nation's outstanding senior player, who stands 6-0 and under, and has excelled in both athletics and academics.)

2008 Mike Green

NABC College All-Star Game

2008 Mike Green 2015 Kameron Woods

2016 Kellen Dunham

Collegiate Three-Point Championship

2003 Darnell Archey (Champion) 2008 A. J. Graves

2006 Bruce Horan 2015 Alex Barlow



Butler teammates Darnell Archey (left) and Brandon Miller were busy on Final Four weekend in 2003. Archey competed in and won the Collegiate Three-Point Shootout in New Orleans, while Miller was presented the Chip Hilton Award at the Hall of Fame brunch.

All-Time Butler Teams

Team of the Sesquicentennial

(2005-06 - Chosen by a committee of coaches, media, alumni & staff)

- | | |
|-------------------------------|------------------------|
| Bob Dietz, '34 | Darrin Fitzgerald, '87 |
| Ralph "Buckshot" O'Brien, '50 | Chad Tucker, '88 |
| Bobby Plump, '58 | Darin Archbold, '92 |
| Tom Bowman, '63 | Mike Marshall, '00 |
| Jeff Blue, '64 | Thomas Jackson, '02 |
| Billy Shepherd, Jr., '72 | Joel Cornette, '03 |
| Daryl Mason, '74 | Brandon Miller, '03 |
| Lynn Mitchem, '83 | |

All-Century Team


(1997-98 - Chosen by a fan vote)

- | | |
|-------------------------------|--------------------------|
| Bob Dietz, '34 | Jeff Blue, '64 |
| Ralph "Buckshot" O'Brien, '50 | Billy Shepherd, Jr., '72 |
| Bobby Plump, '58 | Darrin Fitzgerald, '87 |
| Ted Guzek, '58 | Chad Tucker, '88 |
| Tom Bowman, '63 | Darin Archbold, '92 |



Coaching Records

Paul D. "Tony" Hinkle (1898-1992)



Paul D. "Tony" Hinkle was the man who molded Butler University's athletic tradition. He served Butler for nearly half a century as a teacher, coach and athletic administrator, and then continued to stay active at the university following his retirement in 1970, filling the position of special assistant to the president.

The legendary coach came to Butler in 1921 and, except for a brief interruption in the early 1940's when he served as a naval officer, he remained with the university until his death in September, 1992. Among his many accomplishments was a basketball national championship in 1929. He led Butler to its first NIT berth in 1958 and to its first NCAA Tournament berth in 1962. In 1966, the Butler Fieldhouse was renamed Hinkle Fieldhouse in his honor. He coached in the East-West College All-Star game, the Indiana-Kentucky College All-Star game, and in the first game between the United States all-star team and the Soviet Union all-stars. While serving in the navy in 1943, he coached the Great Lakes team to a memorable upset of previously unbeaten Notre Dame.

During his time at Butler, Hinkle coached the school's football, basketball and baseball teams to over 1,000 victories, placing him among the nation's all-time winningest collegiate coaches and earning him a reputation as one of the nation's top three-sport coaches of all-time. His 560 career basketball wins rank him among the NCAA's "Top 40" all-time winningest basketball coaches, and his 41 years of coaching service rank fifth on the NCAA's all-time list behind Phog Allen of Kansas, Jim Phelan of Mount St. Mary's, Ed Diddle of Western Kentucky and Ray Meyer of DePaul.


Hinkle, born Dec. 19, 1898, was a member of the James Naismith Basketball Hall of Fame, the Helms Foundation Football and Basketball Halls of Fame, the Indiana Basketball Hall of Fame and the NACDA Hall of Fame. He was a president of the National Collegiate Basketball Coaches Association, and in 1962, he received the NCBCA's top award for his contributions to the game. He was also voted a special citation from the Football Writers Association of America for his work in college football.

Tony Hinkle's Butler Coaching Record

	Years	Won	Lost	Tied	Pct.
Football	1926, 35-41, 46-69	165	99	13	.619
Basketball	1926-42, 45-70	560	392	0	.588
Baseball	1921-28, 33-41, 46-70	335	309	5	.520
Totals		1060	800	18	.569

Did You Know?

Paul D. "Tony" Hinkle is the man who originated the orange colored basketball. Until the late 1950's, basketballs were dark brown, but Hinkle wanted a ball that could be better seen by players and fans. He worked with The Spalding Company to come up with a new ball, which was tested at the 1958 NCAA Finals in Louisville. The NCAA was impressed and the new orange ball was adopted.



Paul D. "Tony" Hinkle
1926-42, 1945-70



Joe Sexson
1977-89



Barry Collier
1989-2000

BUTLER COACHING RECORDS

Years	Coach	Seasons	Won	Lost	Pct.
1896-97	Unknown	1	1	0	1.000
1897-99	James Zink	2	2	5	.286
1899-1903	Walter Kelly	4	6	8	.429
1903-04	Ralph Jones	1	2	2	.500
1904-06	Edgar Wingard	2	7	3	.700
1906-07	Art Guedel	1	2	4	.333
1907-08	John McKay	1	4	4	.500
1908-09	Joe McCrea				
	John McKay	1	5	2	.714
1909-10	Walter Gipe	1	3	4	.429
1910-12	Bill Diddle	2	10	12	.455
1912-13, 1914-18	G. Cullen Thomas	5	16	28	.364
1918-19	Joe Mullane	1	1	9	.100
1919-20	F. E. Ellis	1	2	4	.333
1920-26	Harlan O. Page	6	103	30	.774
1926-42, 1945-70	Paul D. "Tony" Hinkle	41	560	392	.588
1942-43, 1944-45	Frank Hedden	2	18	15	.545
1970-77	George Theofanis	7	79	105	.429
1977-89	Joe Sexson	12	143	188	.432
1989-2000	Barry Collier	11	196	132	.598
2000-01	Thad Matta	1	24	8	.750
2001-07	Todd Lickliter	6	131	61	.682
2007-13	Brad Stevens	6	166	49	.772
2013-14	Brandon Miller	1	14	17	.452
2014-17	Chris Holtmann	3	70	31	.693
1896-2017		119	1565	1113	.584



Thad Matta
2000-2001



Todd Lickliter
2001-07



Brad Stevens
2007-13

Miscellaneous Coaching Records

Wins	560 "Tony" Hinkle 1926-42, 45-70	Games	952 "Tony" Hinkle 1926-42, 45-70
Winning Percentage (6 Seasons)	.772 Brad Stevens 2007-13	Winning Seasons	28 "Tony" Hinkle 1926-42, 45-70
Seasons	41 "Tony" Hinkle 1926-42, 45-70	20-Win Seasons	6 Brad Stevens



Coaching Records

Brad Stevens, who climbed to third place on Butler's all-time list for coaching victories after just six seasons, had the best coaching start in NCAA Division I history. Stevens, who guided the Bulldogs to five NCAA Tournament appearances, moved into the top spot on the NCAA Division I list for Best Career Coaching Starts By Wins, 6 Seasons, in 2012-13. He completed his final campaign with the Bulldogs with a 166-49 career record, three wins more than previous record-holder Jamie Dixon of Pittsburgh. Stevens also set the NCAA three-year (89), four-year (117) and five-year (139) records, and he finished second on the two-year (56) list (**at the time of his departure from Butler). Stevens was named head coach of the Boston Celtics in the summer of 2013.



Best NCAA Division I Career Starts By Wins

One Year

Coach	School	Seasons	Record
Bill Guthridge	North Carolina	1997-98	34-4
Bill Hodges	Indiana State	1978-79	33-1
Brad Underwood	Stephen F. Austin	2013-14	32-3
Steve Prohm	Murray State	2011-12	31-2
Jamie Dixon	Pittsburgh	2003-04	31-5
<i>Brad Stevens</i>	<i>Butler</i>	<i>2007-08</i>	<i>30-4</i>

Two Years

Coach	School	Seasons	Record
Brad Underwood	Stephen F. Austin	2014-15	61-8
Bill Guthridge	North Carolina	1998-99	58-14
<i>Brad Stevens</i>	<i>Butler</i>	<i>2008-09</i>	<i>56-10</i>
Everett Case	North Carolina State	1947-48	55-8
Shaka Smart	VCU	2010-11	55-21
<i>Todd Lickliter</i>	<i>Butler</i>	<i>2002-03</i>	<i>53-12</i>

Three Years

Coach	School	Seasons	Record
<i>Brad Stevens</i>	<i>Butler</i>	<i>2008-10</i>	<i>89-15</i>
Brad Underwood	Stephen F. Austin	2014-16	89-14
Shaka Smart	VCU	2010-12	84-28
Mark Fox	Nevada	2005-07	81-18
Mark Few	Gonzaga	2000-02	81-20

Four Years

Coach	School	Seasons	Record
<i>Brad Stevens</i>	<i>Butler</i>	<i>2008-11</i>	<i>117-25</i>
Shaka Smart	VCU	2010-13	111-37
Everett Case	No. Carolina State	1947-50	107-22
Josh Pastner	Memphis	2010-13	106-34
Mark Few	Gonzaga	2000-03	105-29

Five Years

Coach	School	Seasons	Record
<i>Brad Stevens</i>	<i>Butler</i>	<i>2008-12</i>	<i>139-40</i>
Everett Case	No. Carolina State	1947-51	137-29
Shaka Smart	VCU	2010-14	137-46
Mark Few	Gonzaga	2000-04	133-32
Roy Williams	Kansas	1989-93	132-37

Six Years

Coach	School	Seasons	Record
<i>Brad Stevens</i>	<i>Butler</i>	<i>2008-13</i>	<i>166-49</i>
Jamie Dixon	Pittsburgh	2004-09	163-45
Shaka Smart	VCU	2010-15	163-56
Everett Case	No. Carolina State	1947-52	161-39
Mark Few	Gonzaga	2000-05	159-37

Brad Stevens Coaching Career

Year	School	Overall	Pct.	Horizon League	Pct.	League Finish	Tournament	Postseason
2007-08	Butler	30-4	.882	16-2	.889	1st	1st	NCAA (Round of 32)
2008-09	Butler	26-6	.813	15-3	.833	1st	2nd	NCAA (Round of 64)
2009-10	Butler	33-5	.868	18-0	1.000	1st	1st	NCAA (National Runner-up)
2010-11	Butler	28-10	.737	13-5	.722	1st-Tie	1st	NCAA (National Runner-up)
2011-12	Butler	22-15	.595	11-7	.611	3rd-Tie	3rd-Tie	CBI (Semifinals)
2012-13	Butler	29-7	.750	11-5	.688	3rd-Tie	3rd-Tie	NCAA (Round of 32)
Career		166-49	.772	84-22	.792			



Postseason

2016-17



2016-17 Bulldogs, seated left to right: Kelan Martin, Tyler Lewis, Avery Woodson, Andrew Chrabascz, Steven Bennett, Kethan Savage, Trey Pettus. Middle Row: Davis Furman (Mgr.), Damon Rector (Mgr.), Jim Peal (Strength & Conditioning Coordinator), Assistant Coach Mike Schrage, Assistant Coach Ryan Pedon, Head Coach Chris Holtmann, Assistant Coach Terry Johnson, Basketball Analyst Emerson Kampen, Coordinator of Basketball Operations Brandon Crone, Matthew Mace (Mgr.), Landon Mundell (Mgr.), Clay Hypes (Mgr.). Back Row: Adam Owens (Mgr.), Matt Qualters (Mgr.), Paul Jorgensen, Joey Brunk, Tyler Wideman, Nate Fowler, Sean McDermott, Henry Baddley, Kamar Baldwin, Patrick Baker (Mgr.), Sam Sturtevant (Mgr.). Not pictured: Ryan Galloy (Athletic Trainer) and Evan Underwood (Mgr.).

2016-17 NCAA Tournament
First Round, Milwaukee, Wis., 3/16/17
Butler 76, Winthrop 64
Second Round, Milwaukee, Wis., 3/18/17
Butler 74, #rv/25 Middle Tennessee State 65
Sweet 16, Memphis, Tenn., 3/24/17
#6/8 North Carolina 92, Butler 80

2015-16




2015-16 Bulldogs, seated left to right: Trey Pettus, Kethan Savage, Steven Bennett, Tyler Lewis, Roosevelt Jones, Kellen Dunham, Sean McDermott, Jordan Gathers, and Kelan Martin. Middle Row: Christian Murphy (Mgr.), Matt Richter (Mgr.), Basketball Analyst Emerson Kampen, Assistant Coach Ryan Pedon, Assistant Coach Terry Johnson, Head Coach Chris Holtmann, Assistant Coach Michael Lewis, Coordinator of Basketball Operations Brandon Crone, Jim Peal (Strength & Conditioning Coordinator), Patrick Baker (Mgr.), Matt Qualters (Mgr.). Back Row: Clayton Young (Mgr.), Adam Owens (Mgr.), Davis Furman (Mgr.), Austin Etherington, Andrew Chrabascz, Nate Fowler, Jackson Davis, Tyler Wideman, Sam Sturtevant (Mgr.), Evan Underwood (Mgr.), Brad Parrish (Mgr.).

2015-16 NCAA Tournament
First Round, Raleigh, N.C., 3/17/16
Butler 71, Texas Tech 61
Second Round, Raleigh, N.C., 3/19/16
#4 Virginia 77, Butler 69




2014-15



2014-15 Bulldogs, seated left to right: Steven Bennett, Austin Etherington, Jackson Aldridge, Kameron Woods, Alex Barlow, Roosevelt Jones, Kellen Dunham and Tyler Lewis. Middle Row: Clayton Young (Mgr.), Jacob Spielburg (Mgr.), Ryan Galloy (Head Athletic Trainer), Jim Peal (Strength & Conditioning Coordinator), Assistant Coach Terry Johnson, Head Coach Chris Holtmann, Assistant Coach Michael Lewis, Assistant Coach Emerson Kampen, Brandon Crone (Director of Basketball Operations) and Davis Furman (Mgr.). Back Row: Christian Murphy (Mgr.), Matt Qualters (Mgr.), Tyler Wideman, Andrew Chrabascz, Jackson Davis, Kelan Martin, Patrick Baker (Mgr.) and Matt Richter (Mgr.).

2014-15 NCAA Tournament
Second Round, Pittsburgh, Pa., 3/19/15
Butler 56, Texas 48
Third Round, Pittsburgh, Pa., 3/21/15
#8 Notre Dame 67, Butler 64 (OT)

2012-13




2012-13 Bulldogs, seated left to right: Alex Barlow, Devontae Morgan, Chase Stigall, Andrew Smith, Emerson Kampen, Rotnei Clarke, Jackson Aldridge and Chris Harrison-Docks. Middle row: Clayton Young (Mgr.), Ryan Galloy (Head Athletic Trainer), Darnell Archey (Coord. of Basketball Operations), Asst. Coach Michael Lewis, Asst. Coach Matthew Graves, Head Coach Brad Stevens, Asst. Coach Terry Johnson, T. J. Saint (Grad. Mgr.), Drew Cannon (Grad. Mgr.) and Michael Burke (Mgr.). Back row: Jared Todd (Mgr.), Roosevelt Jones, Kellen Dunham, Erik Fromm, Kameron Woods, Khyle Marshall, Andrew Smeathers, Elliott Kampen and Christian Murphy (Mgr.).

2012-13 NCAA Tournament
Second Round, Lexington, Ky., 3/21/13
Butler 68, Bucknell 56
Third Round, Lexington, Ky., 3/23/13
#15 Marquette 74, Butler 72




Postseason

2010-11 - National Finalist



2010-11 Bulldogs, seated left to right: Chrisawn Hopkins, Ronald Nored, Alex Anglin, Zach Hahn, Matt Howard, Shawn Vanzant, Grant Leiendecker and Shelvin Mack. Middle row: Eli Boyer (Mgr.), Ryan Galloy (Head Athletic Trainer), Darnell Archey (Coordinator of Basketball Operations), Asst. Coach Matthew Graves, Head Coach Brad Stevens, Asst. Coach Terry Johnson, Asst. Coach Micah Shrewsberry, Jim Peal (Strength Coach), and Mason Dettmer (Mgr.). Back row: Ryan McLaughlin (Mgr.), Garrett Butcher, Eric Fromm, Andrew Smith, Emerson Kampen, Khlye Marshall, Chase Stigall and Scott Schmelzer (Mgr.).

2009-10 - National Finalist



2009-10 Bulldogs, seated left to right: Chase Stigall, Shelvin Mack, Nick Rodgers, Willie Veasley, Avery Jukes, Zach Hahn, Shawn Vanzant and Ronald Nored. Middle row: Ryan McLaughlin (Mgr.), Darnell Archey (Coordinator of Basketball Operations), Asst. Coach Micah Shrewsberry, Asst. Coach Matthew Graves, Head Coach Brad Stevens, Asst. Coach Terry Johnson, Jim Peal (Strength Coach), Ryan Galloy (Head Athletic Trainer) and Erick Brown (Mgr.). Back row: Scott Schmelzer (Mgr.), Grant Leiendecker, Alex Anglin, Emerson Kampen, Andrew Smith, Gordon Hayward, Matt Howard, Garrett Butcher and Eli Boyer (Mgr.).



2010-11 NCAA Tournament
 Second Round, Washington, D.C., 3/17/11
 Butler 60, Old Dominion 58
 Third Round, Washington, D.C., 3/19/11
 Butler 71, #4 Pittsburgh 70
 Sweet 16, New Orleans, La, 3/24/11
 Butler 61, #16 Wisconsin 54
 Elite Eight, New Orleans, La., 3/26/11
 Butler 74, #15 Florida 71 (OT)
 Final Four, Houston, Texas
 National Semifinals, 4/2/11
 Butler 70, VCU 62
 National Championship Game, 4/4/11
 #9 Connecticut 53, Butler 41



2009-10 NCAA Tournament
 First Round, San Jose, Calif., 3/18/10
 #11 Butler 77, #25 UTEP 59
 Second Round, San Jose, Calif., 3/20/10
 #11 Butler 54, Murray State 52
 Sweet 16, Salt Lake City, Utah, 3/25/10
 #11 Butler 63, #4 Syracuse 59
 Elite Eight, Salt Lake City, Utah, 3/27/10
 #11 Butler 63, #7 Kansas State 56
 Final Four, Indianapolis, Ind.
 National Semifinals, 4/3/10
 #11 Butler 52, #13 Michigan State 50
 National Championship Game, 4/5/10
 #3 Duke 61, #11 Butler 59


2008-09



2008-09 Bulldogs, seated left to right: Ronald Nored, Shawn Vanzant, Shelvin Mack, Chase Stigall, Alex Anglin, Grant Leiendecker, Willie Veasley, Nick Rodgers and Zach Hahn. Middle row: Jim Peal (Strength Coach), Asst. Coach Micah Shrewsberry, Asst. Coach Matthew Graves, Head Coach Brad Stevens, Asst. Coach Terry Johnson, Kevin Kuwik (Coordinator of Basketball Operations), Erick Brown (Mgr.) and Ryan Galloy (Head Athletic Trainer). Back row: Ryan McLaughlin (Mgr.), Garrett Butcher, Gordon Hayward, Emerson Kampen, Avery Jukes, Matt Howard and Tyler Niedermeyer (Mgr.).

2008-09 NCAA Tournament
 First Round, Greensboro, N.C., 3/19/09
 #20/16 LSU 75, #22/23 Butler 71

2007-08




2007-08 Bulldogs, seated left to right: Zach Hahn, Nick Rodgers, Mike Green, Drew Streicher, Julian Betko, A. J. Graves, Ben Slaton and Shawn Vanzant. Middle row: Ryan McLaughlin (Mgr.), Asst. Coach Terry Johnson, Asst. Coach Brandon Miller, Head Coach Brad Stevens, Asst. Coach Matthew Graves, Micah Shrewsberry (Coordinator of Basketball Operations), Jim Peal (Strength Coach), and Erick Brown (Mgr.). Back row: Chris Neumann (Mgr.), Willie Veasley, Grant Leiendecker, Matt Howard, Avery Jukes, Elliot Engelmann, Alex Anglin and Ryan Galloy (Athletic Trainer).

2007-08 NCAA Tournament
 First Round, Birmingham, Ala., 3/21/08
 #11 Butler 81, South Alabama 61
 Second Round, Birmingham, Ala., 3/23/08
 #5 Tennessee 76, #11 Butler 71 (OT)



Postseason


2006-07



2006-07 Bulldogs, seated left to right: Ben Slaton, Mike Green, Julian Betko, Brian Ligon, Brandon Crone, Marcus Nellem, A. J. Graves and Grant Leiendecker. Middle row: Tim Buchmeier (Mgr.), Jim Peal (Strength Coach), Joel Cornette (Coordinator of Basketball Operations), Asst. Coach Matthew Graves, Head Coach Todd Lickliter, Asst. Coach Brad Stevens, Asst. Coach LaVall Jordan, Mark Rund (Athletic Trainer), and Erick Brown (Mgr.). Back row: David Moore-Beitler (Mgr.), Nick Rodgers, Avery Jukes, Drew Streicher, Pete Campbell, Elliot Engelmann, Willie Veasley and Chris Neumann (Mgr.).

2006-07 NCAA Tournament
First Round, Buffalo, N.Y., 3/15/07
#21 Butler 57, Old Dominion 46
Second Round, Buffalo, N.Y., 3/17/07
#21 Butler 62, #18 Maryland 59
"Sweet 16", St. Louis, Mo., 3/23/07
#3 Florida 65, #21 Butler 57

2002-03



2002-03 Bulldogs, seated left to right: Ryan Reynolds, Brandon Miller, Darnell Archey, Lewis Curry, Joel Cornette, Mike Moore, Rob Walls, Duane Lightfoot and Avery Sheets. Middle row: Brian Landwer (Mgr.), Ryan Murray (Mgr.), Matthew Graves (Director of Basketball Operations), Asst. Coach Jeff Meyer, Head Coach Todd Lickliter, Asst. Coach Mike Marshall, Asst. Coach Brad Stevens, Kevin Lynch (Trainer), and Brian Scheur (Mgr.). Back row: Carl Heck (Mgr.), Bruce Horan, Mike Monserez, Andy Grunst, Ben Grunst, Jeff James, Nick Gardner and Vince Green (Mgr.).

2002-03 NCAA Tournament
First Round, Birmingham, Ala., 3/21/03
Butler 47, #20 Mississippi State 46
Second Round, Birmingham, Ala., 3/23/03
Butler 79, #14 Louisville 71
"Sweet 16", Albany, N.Y., 3/28/03
#3 Oklahoma 65, Butler 54




2000-01



2000-01 Bulldogs, seated left to right: Thomas Jackson, Brandon Miller, Nick Gardner, LaVall Jordan, Duane Lightfoot, Jr., Darnell Archey, Rob Walls and Ryan Falquist. Middle row: Brian Landwer (Mgr.), Travis Steele (Mgr.), Brad Stevens (Director of Basketball Operations), Asst. Coach Todd Lickliter, Asst. Coach Mike Marshall, Head Coach Thad Matta, Asst. Coach John Groce, Tom Higgins (Trainer), Justin Sindors (Mgr.), Paul Ziemba (Mgr.) and Shannon Patterson (Strength Coach). Back row: Mike Monserez, Lewis Curry, Scott Robisch, Ben Grunst, Joel Cornette, Mike Moore and Rylan Hainje.

2000-01 NCAA Tournament
First Round, Kansas City, Mo., 3/16/01
Butler 79, #23 Wake Forest 63
Second Round, Kansas City, Mo., 3/18/01
#4 Arizona 73, Butler 52

1999-00




1999-00 Bulldogs, seated left to right: Brandon Miller, Darnell Archey, Ryan Murray, Mike Marshall, Andrew Graves, LaVall Jordan, Jason Myers, Thomas Jackson. Middle Row: Glen Korobov (Administrative Asst.), Shannon Patterson (Strength Coach), Paul Ziemba (Student Manager), Asst. Coach Thad Matta, Head Coach Barry Collier, Asst. Coach Mark Bailey, Tom Higgins (Athletic Trainer), Asst. Coach Todd Lickliter, Ben Danner (Student Manager), Chad Lynn (Student Manager). Back row: Luke Reed, Lewis Curry, Joel Cornette, Scott Robisch, Ben Grunst, Mike Moore, Rylan Hainje, Michael Hicks.

1999-00 NCAA Tournament
First Round, Winston-Salem, N.C., 3/17/00
#13 Florida 69, Butler 68 (OT)



Postseason


1997-98



1997-98 Bulldogs, seated left to right: Andy Hirschy, Jeff Rogers, Jon Neuhouser, Rolf van Rijn, Dan Dudukovich, Matthew Graves and Otis Frazier. Middle row: David Slone (Mgr.), Ralph Reiff (trainer), Asst. Coach Jim Price, Head Coach Barry Collier, Asst. Coach Mark Bailey, Asst. Coach Thad Matta, Glen Korobov (Admin. Asst.) and Kyle Burkholder (Mgr.). Back row: Jason Myers, Michael Hicks, Mike Marshall, Bjorn Gieseck, Mike Pflugner, Andrew Graves and LaVall Jordan.

1997-98 NCAA Tournament
First Round, Lexington, Ky., 3/13/98
#18 New Mexico 79, Butler 62

1996-97




1996-97 Bulldogs, seated left to right: Mike Pflugner, Bjorn Gieseck, T. J. Perry, Kelsey Wilson, Chad Cantor, Rolf van Rijn, Jon Neuhouser. Middle row: Ralph Reiff (trainer), Asst. Coach Jay John, Todd Lickliter (admin. asst.), Asst. Coach Jim Price, Head Coach Barry Collier, Asst. Coach Ed Kelly, Nick Reading (manager), Dave Slone (manager). Back row: Brent Rockwood, Jeff Rogers, Matthew Graves, Dan Dudukovich, Mike Marshall, Andrew Graves, Andy Hirschy.

1996-97 NCAA Tournament
First Round, Detroit, Mich., 3/13/97
#10 Cincinnati 86, Butler 69



1961-62




1961-62 Bulldogs, seated, left to right: Erv Bultman, Larry Shook, Leo Braun, Dick Haslam, Gerry Williams, Jack Krebs, Charles McElfresh. Middle row: Dick Green, Gordon Pope, Dan Kaufman, Jeff Blue, Don Wilson, Larry Johnson. Back row: Leroy Blocher, Asst. Coach Robert Dietz, Ken Freeman, Earl Engle, John Weber, Tom Bowman, Gregg Ferrin, Head Coach Tony Hinkle, Mert Prophet (trainer).

1961-62 NCAA Tournament
First Round, Lexington, Ky., 3/12/62
Butler 56, #8 Bowling Green 55
Regional Semifinals, Iowa City, Iowa, 3/16/62
#3 Kentucky 81, Butler 60
Regional Third Place, Iowa City, Iowa, 3/17/62
Butler 87, Western Kentucky 86 (OT)



Championships

Collegiate National Champions



1924 National Champions. From left: Hal Griggs, Robert Keach, Paul Jones, Gerald Strole (rear), Wally Middlesworth (front), Orville Hooker, Robert Nipper, Gene Colway, Head Coach Harlan O. "Pat" Page.

1923-24

AAU National Tournament, Kansas City, Mo.

Butler 34, Schooley-Woodstock 29

Butler 35, Hillyards 29

Butler 40, Kansas State Teachers 21

Championship: Butler 30, Kansas City Athletic Club 26

1928-29

John J. McDevitt Trophy

Presented to the collegiate national champion by the Veteran Athletes of Philadelphia

National Invitation Tournament (NIT)

1957-58

St. John's 76, Butler 69 (*First Round at New York, N.Y., 3/13/58*)

1958-59

Butler 94, Fordham 80 (*First Round at New York, N.Y., 3/12/59*)

Bradley 83, Butler 77 (*Second Round at New York, N.Y., 3/14/59*)

1984-85

Indiana 79, Butler 57 (*First Round at Bloomington, Ind., 3/15/85*)

1990-91

Wyoming 63, Butler 61 (*First Round at Laramie, Wyo., 3/15/91*)

1991-92

Purdue 82, Butler 56 (*First Round at West Lafayette, Ind., 3/19/92*)

1993-94 (Pre-Season)

Cincinnati 90, Butler 72 (*First Round at Cincinnati, Ohio, 11/17/93*)

1998-99

Butler 51, Bradley 50 (*First Round at Peoria, Ill., 3/10/99*)

Butler 75, Old Dominion 62 (*Second Round at Indianapolis, Ind., 3/15/99*)

Clemson 89, Butler 69 (*Quarterfinals at Clemson, S. C., 3/18/99*)

2001-02

Butler 81, Bowling Green 68 (*First Round at Indianapolis, Ind., 3/14/02*)

Syracuse 66, Butler 65 - OT (*Second Round at Syracuse, N.Y., 3/18/02*)

2005-06

Butler 53, Miami, Ohio 52 (*Opening Round at Indianapolis, Ind., 3/14/06*)

Florida State 67, Butler 63 (*First Round at Tallahassee, Fla., 3/17/06*)

2006-07 (NIT Season Tip-Off)

Butler 71, Notre Dame 69 (*Midwest Regional, Indianapolis, Ind. at Conseco Fieldhouse, 11/13/06*)

Butler 60, Indiana 55 (*Midwest Regional, 11/14/06*)

Butler 56, #22 Tennessee 44 (*Semifinals, New York, N.Y., 11/22/06*)

Butler 79, #18 Gonzaga 71 (*Finals, 11/24/06*)

BUTLER POSTSEASON NIT RECORD: 5-8

BUTLER PRESEASON NIT RECORD: 4-1

College Basketball Invitational (CBI)

2011-12

Butler 75, Delaware 58 (*First Round at Hinkle Fieldhouse, 3/14/12*)

Butler 63, Penn 53 (*Quarterfinals at Philadelphia, Pa., 3/19/12*)

Pittsburgh 68, Butler 62-OT (*Semifinals at Hinkle Fieldhouse, 3/21/12*)

BUTLER POSTSEASON CBI RECORD: 2-1

Butler's Conference Championships

Regular Season

Year	Conference	Coach
1932-33	Missouri Valley Conference	Tony Hinkle
1933-34	Missouri Valley Conference	Tony Hinkle
1946-47	Mid-American Conference	Tony Hinkle
1951-52	Indiana Collegiate Conference	Tony Hinkle
1952-53	Indiana Collegiate Conference	Tony Hinkle
1953-54	Indiana Collegiate Conference	Tony Hinkle
1958-59	Indiana Collegiate Conference	Tony Hinkle
1960-61	Indiana Collegiate Conference	Tony Hinkle
1961-62	Indiana Collegiate Conference	Tony Hinkle
1969-70	Indiana Collegiate Conference	Tony Hinkle
1972-73	Indiana Collegiate Conference	George Theofanis
1976-77	Indiana Collegiate Conference	George Theofanis
1977-78	Indiana Collegiate Conference	Joe Sexson
1996-97	Midwestern Collegiate Conference	Barry Collier
1999-00	Midwestern Collegiate Conference	Barry Collier
2000-01	Midwestern Collegiate Conference	Thad Matta
2001-02	Horizon League	Todd Lickliter
2002-03	Horizon League	Todd Lickliter
2006-07	Horizon League	Todd Lickliter
2007-08	Horizon League	Brad Stevens
2008-09	Horizon League	Brad Stevens
2009-10	Horizon League	Brad Stevens
2010-11	Horizon League	Brad Stevens

Tournament

1996-97	Midwestern Collegiate Conference	Barry Collier
1997-98	Midwestern Collegiate Conference	Barry Collier
1999-00	Midwestern Collegiate Conference	Barry Collier
2000-01	Midwestern Collegiate Conference	Thad Matta
2007-08	Horizon League	Brad Stevens
2009-10	Horizon League	Brad Stevens
2010-11	Horizon League	Brad Stevens



Championships / Polls

Butler In The National Polls

2016-17		
	AP	USA Today
Preseason	rv	rv
Nov. 14	rv	rv
Nov. 21	rv	rv
Nov. 28	18	18
Dec. 5	16	15
Dec. 12	18	18
Dec. 19	13	13
Dec. 26	13	13
Jan. 2	18	18
Jan. 9	12	13
Jan. 16	13	14
Jan. 23	11	11
Jan. 30	16	15
Feb. 6	22	21
Feb. 13	24	25
Feb. 20	22	22
Feb. 27	13	15
March 6	18	20
March 13	21	24
April 4	No Poll	19

2015-16		
Date	A.P.	USA Today
Preseason	24	22
Nov. 16	22	20
Nov. 23	rv	rv
Nov. 30	rv	25
Dec. 7	18	21
Dec. 14	17	18
Dec. 21	9	12
Dec. 28	9	10
Jan. 4	18	19
Jan. 11	23	23
Jan. 18	18	24
Jan. 25	rv	rv
Feb. 1	---	rv
March 7	rv	rv
March 14	rv	rv
April 4	No Poll	rv

2014-15		
Date	A.P.	USA Today
Dec. 1	23	RV (29)
Dec. 8	15	19
Dec. 15	23	25
Dec. 22	RV (39)	RV (40)
Jan. 5	RV (28)	RV (34)
Jan. 12	RV (38T)	NR
Jan. 19	RV (36T)	RV (38T)
Jan. 26	25	RV (31)
Feb. 2	22	22
Feb. 9	18	18
Feb. 16	19	19
Feb. 23	23	23
Mar. 2	21	21
Mar. 9	22	22
Mar. 16	24	23
Apr. 6	--	23

2012-13		
Date	A.P.	USA Today
Preseason	RV (31)	RV (38T)
Nov. 12	RV (32)	--
Nov. 26	RV (34)	RV (42T)
Dec. 3	RV (35)	RV (37)
Dec. 10	RV (33T)	RV (32)
Dec. 17	19	25
Dec. 24	18	21
Dec. 31	17	20
Jan. 7	14	17
Jan. 14	13	13
Jan. 21	9	9
Jan. 28	9	10
Feb. 4	14	14
Feb. 11	11	10
Feb. 18	15	15
Feb. 25	20	21
Mar. 4	RV (31)	RV (30)
Mar. 11	RV (27)	RV (28)
Mar. 18	RV (29)	RV (31)
Apr. 8	--	RV (26)

2010-11		
Date	A.P.	ESPN/ USA Today
Preseason	17	18
Nov. 15	11	18
Nov. 22	RV (28)	23
Nov. 29	--	RV (35)
Dec. 27	RV (35)	RV (34)
Jan. 3	RV (32)	RV (35)
Jan. 17	RV (45-T)	--
Feb. 28	RV (35-T)	--
Mar. 7	RV (35-T)	--
Mar. 14	RV (33)	RV (36)
Apr. 6	--	2

2009-10		
Date	A.P.	ESPN/ USA Today
Preseason	11	10
Nov. 16	11	10
Nov. 23	12	10
Nov. 30	23	20
Dec. 7	22	20
Dec. 14	21	17
Dec. 21	20	16
Dec. 28	RV	23
Jan. 4	RV	24
Jan. 11	RV	22
Jan. 18	RV	20
Jan. 25	RV	18
Feb. 1	23	15
Feb. 8	18	15
Feb. 15	18	13
Feb. 22	15	10
Mar. 1	12	11
Mar. 8	12	12
Mar. 15	11	8
Apr. 6	--	2

2008-09		
Date	A.P.	ESPN/ USA Today
Preseason	RV (47T)	--
Dec. 1	RV (38T)	RV (35T)
Dec. 8	RV (34)	RV (32)
Dec. 15	RV (30T)	RV (30)
Dec. 22	RV (29)	RV (31T)
Dec. 29	25	RV (28)
Jan. 5	21	20
Jan. 12	17	18
Jan. 19	16	17
Jan. 26	13	13
Feb. 2	11	11
Feb. 9	15	15
Feb. 16	21	22
Feb. 23	24	23
Mar. 2	22	22
Mar. 9	16	17
Mar. 16	22	23
Apr. 8	--	25

2007-08		
Date	A.P.	ESPN/ USA Today
Nov. 5	RV (28)	RV (31)
Nov. 12	25	RV (28)
Nov. 19	22	23
Nov. 26	16	16
Dec. 3	13	13
Dec. 10	18	19
Dec. 17	16	18
Dec. 24	16	17
Dec. 31	16	17
Jan. 4	14	14
Jan. 14	12	12
Jan. 21	15	14
Jan. 28	12	12
Feb. 4	10	11
Feb. 11	9	10
Feb. 18	8	8
Feb. 25	14	13
Mar. 3	14	12
Mar. 10	12	10
Mar. 17	11	10
Apr. 8	--	14

2006-07		
Date	A.P.	ESPN/ USA Today
Nov. 20	RV	RV
Nov. 27	19	18
Dec. 4	15	14
Dec. 11	18	18
Dec. 18	16	16
Dec. 25	15	15
Jan. 1	13	13
Jan. 8	12	12
Jan. 15	18	15
Jan. 22	14	11
Jan. 29	13	11
Feb. 5	10	9
Feb. 12	13	12
Feb. 19	15	15
Feb. 26	18	16
Mar. 5	19	17
Mar. 12	21	19

2002-03		
Date	A.P.	ESPN/ USA Today
Final	--	21

2001-02		
Date	A.P.	ESPN/ USA Today
Dec. 25	23	--
Jan. 1	20	--
Jan. 8	24	--

1948-49	
Date	A.P.
Jan. 18	19
Jan. 25	17
Feb. 1	16
Feb. 8	16
Feb. 15	11
Feb. 22	11
Mar. 1	11
Mar. 8	18

Butler's In-Season Tournament Championships

1947-48	Hoosier Classic <i>Indianapolis, Ind./Hinkle Fieldhouse</i> Butler 52, Purdue 50 Butler 64, Indiana 51	Tony Hinkle
1948-49	Hoosier Classic <i>Indianapolis, Ind. (Hinkle Fieldhouse)</i> Butler 64, Indiana 55 Butler 47, Purdue 43	Tony Hinkle
2001-02	Top of the World Classic <i>Fairbanks, Alaska (Carlsen Center)</i> Butler 73, Radford 56 Butler 76, Delaware 59 Butler 67, Washington 64	Todd Lickliter
	Hoosier Classic Indianapolis, Ind. (Market Square Arena) Butler 45, Samford 37 Butler 66, Indiana 64	Todd Lickliter
2007-08	Great Alaska Shootout <i>Anchorage, Alaska (Sullivan Arena)</i> Butler 79, Michigan 65 Butler 74, Virginia Tech 78 (OT) Butler 81, Texas Tech 71	Brad Stevens
2010-11	Diamond Head Classic <i>Honolulu, Hawaii (Stan Sheriff Center)</i> Butler 74, Utah 62 Butler 67, Florida State 64 Butler 84, Washington State 68	Brad Stevens
2016-17	Continental Tire Las Vegas Invitational <i>Las Vegas, Nev. (Orleans Arena)</i> Butler 86, Bucknell 60 (Hinkle Fieldhouse) Butler 91, Norfolk State 55 (Hinkle Fieldhouse) Butler 76, Vanderbilt 66 Butler 69, Arizona 65	Chris Holtmann



Postseason

Butler NCAA Tournament Records

Single Game

Individual

Most Points: 30, Shelvin Mack vs. Pittsburgh, 2011
Most Field Goals: 10, Shelvin Mack vs. Pittsburgh, 2011
Most Field Goal Attempts: 22, Tom Bowman vs. Kentucky, 1962
Best Field Goal Pct. (10 Att.): .818 (9-11), Pete Campbell vs. South Alabama, 2008
Most Three-Point Field Goals: 8, Darnell Archey vs. Louisville, 2003; Pete Campbell vs. South Alabama, 2008
Most Three-Point Field Goal Attempts: 13, Shelvin Mack vs. Florida, 2011
Best Three-Point Field Goal Pct. (5 Att.): .889 (8-9), Darnell Archey vs. Louisville, 2003
Most Free Throws: 11, Matt Howard vs. VCU, 2011
Most Free Throw Attempts: 13, Matt Howard vs. LSU, 2009
Best Free Throw Pct. (5 Att.): 1.000 (8-8), Gordon Hayward vs. Duke, 2010; Andrew Chrabaszcz vs. Notre Dame, 2015
Most Rebounds: 16, Andrew Smith vs. Bucknell, 2013
Most Assists: 9, Mike Monserez vs. Louisville, 2003
Most Steals: 5, A. J. Graves vs. Tennessee, 2008
Most Blocked Shots: 3, Joel Cornette vs. Florida, 2000; Alex Barlow vs. Marquette, 2013; Kameron Woods vs. Notre Dame, 2015


Team

Most Points (Win): 87 vs. Western Kentucky (86)-OT, 1962
Most Points, Regulation Game: 81 vs. South Alabama, 2008
Fewest Points (Win): 47 vs. Mississippi State (46), 2003
Fewest Points (Loss): 41 vs. Connecticut (53), 2011
Biggest Margin of Victory: 20 (81-61) vs. South Alabama, 2008
Field Goals: 38 vs. Western Kentucky, 1962
Field Goal Attempts: 75 vs. Western Kentucky, 1962
Field Goal Pct.: .522 (24-46) vs. Kentucky, 1962
Free Throws: 25 vs. Bucknell, 2013
Free Throw Attempts: 32 vs. Cincinnati, 1997
Free Throw Pct. (15 made): .893 (25-28) vs. Bucknell, 2013
Three-Point Field Goals: 15 vs. South Alabama, 2008
Three-Point Field Goal Attempts: 33 vs. Florida, 2011; vs. Connecticut, 2011
Three-Point Field Goal Pct. (5 made): .636 (14-22) vs. Louisville, 2003
Rebounds: 48 vs. VCU, 2011
Assists: 21 vs. Louisville, 2003
Steals: 13 vs. Cincinnati, 1997; vs. Syracuse, 2010
Turnovers: 20 vs. Kansas State, 2010
Blocked Shots: 8 vs. Marquette, 2013

Tournament

Individual

Most Points: 122, Shelvin Mack, 2011 (6 games)
Most Field Goals: 39, Shelvin Mack, 2011 (6 games)
Most Field Goal Attempts: 89, Shelvin Mack, 2011 (6 games)
Best Field Goal Pct. (15 Att.): .684 (13-19), Pete Campbell, 2008 (3 games)
Most Three-Point Field Goals: 23, Shelvin Mack, 2011 (6 games)
Most Three-Point Field Goal Attempts: 57, Shelvin Mack, 2011 (6 games)
Best Three-Point Field Goal Pct. (10 Att.): .688 (11-16), Darnell Archey, 2003 (3 games)
Most Free Throws: 37, Gordon Hayward, 2010 (6 games)
Most Free Throw Attempts: 45, Gordon Hayward, 2010 (6 games)
Best Free Throw Pct. (10 Att.): .850 (34-40), Matt Howard, 2011 (6 games)
Most Rebounds: 42, Gordon Hayward, 2010 (6 games); Matt Howard, 2011 (6 games)
Most Assists: 20, Ronald Nored, 2010 (6 games)
Most Steals: 16, Ronald Nored, 2010 (6 games)
Most Blocked Shots: 4, Gordon Hayward, 2010 (6 games)



Pete Campbell hit eight three-point field goals and scored 26 points in 20 minutes against South Alabama in the NCAA Tournament.

Team

Most Points: 377, 2011 (6 games)
Most Points Per Game: 76.7, 2017 (3 games)
Field Goals: 122, 2011 (6 games)
Field Goal Attempts: 334, 2011 (6 games)
Field Goal Pct.: .476 (50-105), 2016 (2 games)
Free Throws: 88, 2010 (6 games)
Free Throw Attempts: 130, 2010 (6 games)
Free Throw Pct.: .852 (23-27), 2001 (2 games)
Three-Point Field Goals: 50, 2011 (6 games)
Three-Point Field Goal Attempts: 160, 2011 (6 games)
Three-Point Field Goal Pct.: .500 (16-32), 2016 (2 games)
Rebounds: 221, 2011 (6 games)
Assists: 54, 2010 (6 games)
Steals: 48, 2010 (6 games)
Blocked Shots: 11, 2013 (2 games)

All-Time

Individual

Most Games: 15, Matt Howard, 2008-11; Shawn Vanzant, 2008-11; Zach Hahn, 2008-11
Most Points: 232, Shelvin Mack (13 games, 2009-11)
Most Rebounds: 83, Matt Howard (15 games, 2008-11)
Most Assists: 35, Shelvin Mack (13 games, 2009-11)



Year-by-Year

Year	Won	Lost	Pct.	Coach	Year	Won	Lost	Pct.	Coach
1896-97	1	0	1.000	Unknown	1963-64	13	13	.500	Paul D. Hinkle
1897-98	2	3	.400	James Zink	1964-65	11	15	.423	Paul D. Hinkle
1898-99	0	2	.000	James Zink	1965-66	16	10	.615	Paul D. Hinkle
1899-00	2	1	.667	Walter Kelly	1966-67	9	17	.346	Paul D. Hinkle
1900-01	2	1	.667	Walter Kelly	1967-68	11	14	.440	Paul D. Hinkle
1901-02	1	3	.250	Walter Kelly	1968-69	11	15	.423	Paul D. Hinkle
1902-03	1	3	.250	Walter Kelly	1969-70	15	11	.577	Paul D. Hinkle
1903-04	2	2	.500	Ralph Jones	1970-71	10	16	.385	George Theofanis
1904-05	6	2	.750	Wingard	1971-72	6	20	.231	George Theofanis
1905-06	1	1	.500	Wingard	1972-73	14	12	.539	George Theofanis
1906-07	2	4	.333	Art Guedel	1973-74	14	12	.539	George Theofanis
1907-08	4	4	.500	John McKay	1974-75	10	16	.385	George Theofanis
1908-09	5	2	.714	John McKay, Joe McCrea	1975-76	12	15	.444	George Theofanis
1909-10	3	4	.429	Walter Gipe	1976-77	13	14	.482	George Theofanis
1910-11	5	7	.417	Bill Diddle	1977-78	15	11	.577	Joe Sexson
1911-12	5	5	.500	Bill Diddle	1978-79	11	16	.407	Joe Sexson
1912-13	3	8	.273	G. C. Thomas	1979-80	12	15	.444	Joe Sexson
1913-14				NO BASKETBALL AT BUTLER	1980-81	5	22	.185	Joe Sexson
1914-15	3	4	.429	G. C. Thomas	1981-82	7	20	.259	Joe Sexson
1915-16	3	4	.429	G. C. Thomas	1982-83	15	13	.536	Joe Sexson
1916-17	7	6	.539	G. C. Thomas	1983-84	13	15	.464	Joe Sexson
1917-18	0	6	.000	G. C. Thomas	1984-85	19	10	.655	Joe Sexson
1918-19	1	9	.100	Joe Mullane	1985-86	9	19	.321	Joe Sexson
1919-20	2	4	.333	F. E. Ellis	1986-87	12	16	.429	Joe Sexson
1920-21	16	4	.800	Harlan O. Page	1987-88	14	14	.500	Joe Sexson
1921-22	24	6	.800	Harlan O. Page	1988-89	11	17	.393	Joe Sexson
1922-23	16	4	.800	Harlan O. Page	1989-90	6	22	.214	Barry Collier
1923-24	11	7	.611	Harlan O. Page	1990-91	18	11	.621	Barry Collier
1924-25	20	4	.833	Harlan O. Page	1991-92	21	10	.678	Barry Collier
1925-26	16	5	.762	Harlan O. Page	1992-93	11	17	.393	Barry Collier
1926-27	17	4	.810	Paul D. Hinkle	1993-94	16	13	.552	Barry Collier
1927-28	19	3	.864	Paul D. Hinkle	1994-95	15	12	.556	Barry Collier
1928-29	17	2	.895	Paul D. Hinkle	1995-96	19	8	.704	Barry Collier
1929-30	12	8	.600	Paul D. Hinkle	1996-97	23	10	.697	Barry Collier
1930-31	17	2	.895	Paul D. Hinkle	1997-98	22	11	.667	Barry Collier
1931-32	14	5	.737	Paul D. Hinkle	1998-99	22	10	.688	Barry Collier
1932-33	16	5	.762	Paul D. Hinkle	1999-00	23	8	.742	Barry Collier
1933-34	14	7	.667	Paul D. Hinkle	2000-01	24	8	.750	Thad Matta
1934-35	13	7	.650	Paul D. Hinkle	2001-02	26	6	.813	Todd Licklitter
1935-36	6	15	.286	Paul D. Hinkle	2002-03	27	6	.818	Todd Licklitter
1936-37	6	14	.300	Paul D. Hinkle	2003-04	16	14	.533	Todd Licklitter
1937-38	11	12	.478	Paul D. Hinkle	2004-05	13	15	.464	Todd Licklitter
1938-39	14	6	.700	Paul D. Hinkle	2005-06	20	13	.606	Todd Licklitter
1939-40	17	6	.739	Paul D. Hinkle	2006-07	29	7	.806	Todd Licklitter
1940-41	13	9	.591	Paul D. Hinkle	2007-08	30	4	.882	Brad Stevens
1941-42	13	9	.591	Paul D. Hinkle	2008-09	26	6	.813	Brad Stevens
1942-43	4	9	.308	Frank Hedden	2009-10	33	5	.868	Brad Stevens
1943-44				NO BASKETBALL AT BUTLER	2010-11	28	10	.737	Brad Stevens
1944-45	14	6	.700	Frank Hedden	2011-12	22	15	.595	Brad Stevens
1945-46	12	8	.600	Paul D. Hinkle	2012-13	27	9	.750	Brad Stevens
1946-47	16	7	.696	Paul D. Hinkle	2013-14	14	17	.452	Brandon Miller
1947-48	14	7	.667	Paul D. Hinkle	2014-15	23	11	.676	Chris Holtmann
1948-49	18	5	.783	Paul D. Hinkle	2015-16	22	11	.667	Chris Holtmann
1949-50	12	12	.500	Paul D. Hinkle	2016-17	25	9	.735	Chris Holtmann
1950-51	5	19	.208	Paul D. Hinkle	Totals	1565	1113	.584	119 Seasons
1951-52	12	12	.500	Paul D. Hinkle					
1952-53	14	9	.609	Paul D. Hinkle					
1953-54	13	12	.520	Paul D. Hinkle					
1954-55	10	14	.417	Paul D. Hinkle					
1955-56	14	9	.609	Paul D. Hinkle					
1956-57	11	14	.440	Paul D. Hinkle					
1957-58	16	10	.615	Paul D. Hinkle					
1958-59	19	9	.679	Paul D. Hinkle					
1959-60	15	11	.577	Paul D. Hinkle					
1960-61	15	11	.577	Paul D. Hinkle					
1961-62	22	6	.786	Paul D. Hinkle					
1962-63	16	10	.615	Paul D. Hinkle					



Letterwinners

A

Adams, 1910
 Adams, Claris, 1907
 Agnew, Ralph, 1917
 Albertson, Phil, 1940#
 Aldridge, Jackson, 2012, 13, 14, 15
 Allen, 1897
 Allen, Danny, 1991, 92, 93, 94*
 Allen, Wilbur, 1928, 29, 30
 Allison, Scott, 1989
 Alosinac, Boris, 2006#
 Anderson, George, 1893
 Anderson, Roger, 1931
 Angell, Robert, 1961#
 Anglin, Alex, 2008, 09, 10, 11
 Anthony, Leslie, 1904
 Arbuckle, Gordan, 1931
 Archbold, Darin, 1989, 90, 91, 92*
 Archey, Darnell, 2000, 01, 02, 03
 Armstrong, Scott, 1934, 35, 36
 Atkinson, Charles, 1940

B

Bacon, Bill, 1898
 Baddley, Henry, 2017
 Bailey, Alan, 1931
 Baird, Frank, 1932, 33, 34*
 Baker, Charles, 1893
 Baker, Dee, 1949, 50
 Baker, Patrick, 2014#, 15#, 16#, 17#
 Baldwin, Kamar, 2017
 Banks, Michael, 1991, 92
 Barlow, Alex, 2012, 13, 14, 15
 Barnett, Carl, 1907
 Barnett, Chester, 1907
 Barrick, Jim, 1959, 60
 Barrowcliff, John, 1947, 48, 49
 Bastian, Dave, 1980
 Batts, Roscoe, 1934, 35, 36
 Baumgartner, Jim, 1942
 Beam, Mark, 1983, 84, 85, 86*
 Beauford, Brian, 1991, 92, 93
 Bennett, Dave, 1969, 70, 71
 Bennett, Steven, 2014, 15, 16, 17
 Berry, Rick, 1987, 88, 89, 90
 Berry, Nolan, 2014
 Betko, Julian, 2006, 07, 08*
 Bevelhimer, Paul, 1951
 Black, Art, 1922
 Blackwell, Jess, 1961
 Bland, Eugene, 1945
 Blessing, Bob, 1924
 Blocher, LeRoy, 1962#, 63#
 Blomberg, Bruce, 1972
 Blue, Jeff, 1962, 63, 64
 Blue, Mike, 1964
 Bose, Orville, 1959, 60
 Bottema, Ray, 1945
 Bottorff, Bob, 1962
 Bowen, Tim, 1990, 91, 92, 93
 Bowens, Quincy, 1993
 Bowman, Tom, 1961, 62, 63
 Braden, Carl, 1942, 43
 Braden, Harold, 1940
 Brafford, Ralph, 1935, 36
 Braun, Leo, 1961, 62
 Brens, J. P., 1990, 91, 92, 93*
 Brickert, Everett, 1907
 Brooks, Nick, 2004, 05
 Brown, Bill, 1966, 67
 Brown, Elijah, 2014
 Brown, Erick, 2007#, 08#, 09#
 Brown, Mark, 1904
 Brown, Paul, 1922
 Buchmeier, Tim 2007#
 Buck, Dick, 1960
 Bugg, William, 1927, 28, 29
 Bull, Robert, 1895, 96
 Bultman, Erv, 1962
 Burdsall, Orvis, 1950, 51, 52*
 Burke, Michael, 2012#, 13#
 Burris, Wayne, 1974, 75, 76, 77*
 Burt, Mike, 1984, 85
 Butcher, Garrett, 2009, 10, 11, 12*
 Butcher, Gary, 1963#, 64#, 65#
 Butler, George, 1898
 Butler, Tom, 1981, 82, 83

C

Campbell, Pete, 2007, 08*
 Cantor, Chad, 1994, 95, 96, 97
 Carr, John, 1978, 79
 Carretta, Brian, 1995
 Caskey, Jake, 1929
 Cave, Marvin, 1948
 Chadd, Archie, 1926, 27, 28*
 Chadd, Howard, 1931, 32
 Chambers, Charles, 1948#
 Chandler, Dana, 1927, 28, 29
 Chapman, Mike, 1964, 65
 Chapman, Ralph, 1949, 50*
 Chickendantz, Harry, 1931, 32, 33
 Christopher, Clarence, 1925, 28
 Christopher, Marshall, 1928, 29, 30
 Chrabasz, Andrew, 2014, 15, 16, 17
 Clark, Ed, 1966#, 67#
 Clarke, Rotnei, 2013
 Clay, Bob, 1936
 Clayton, Jack, 1940, 41
 Collier, Barry, 1975, 76
 Colway, Eugene, 1922, 23, 24, 25
 Combs, Lester, 1940, 41
 Compton, Leroy, 1945
 Cook, 1897
 Cook, Art, 1945, 46*
 Corbett, Norval, 1936
 Cornelius, George, 1917
 Cornette, Joel, 2000, 01, 02, 03*
 Cosgrove, Art, 1935, 36, 38*
 Cowart, Marcus, 1994, 95
 Cox, Gary, 1967, 68
 Cox, Wally, 1955, 56, 57, 58
 Craft, Ray, 1958
 Crain, Clarence, 1971, 72, 73
 Cranny, Dick, 1952
 Cranny, Jerry, 1946, 47, 48
 Crockett, Reggie, 1950
 Crone, Brandon, 2004, 05, 06*, 07*
 Croner, Ken, 1985, 86
 Crosley, Jim, 1952, 53, 54*
 Crump, Lynn, 1991#, 92#, 93#
 Cunningham, John, 1898
 Curry, Lewis, 2000, 01, 02, 03

D

Dale, Jerry, 1981
 Daniels, 1907
 Danner, Ben, 1999#, 00#
 Darrah, 1897
 Davenport, Frank, 1904, 06
 Davenport, Fred, 1906, 07
 Davenport, T., 1906
 Davidson, 1893
 Davis, Bert, 1931, 32, 33
 Davis, Claude, 1980, 81, 82*, 83*
 Davis, Jackson, 2015, 16
 Deaton, John, 1989
 Demmary, Gene, 1933, 34, 35
 Deputy, Jim, 1941, 42
 Detmer, Mason, 2012#
 DeWitt, Gerald, 1945
 Diederich, Ed, 1921
 Dietz, Bob, 1939, 40, 41*
 Ditz, Tom, 1898, 99
 Disney, Brian, 1992#
 Ditmire, Joe, 1955, 56
 Dobson, Clarence, 1898, 99
 Donovan, Rick, 1987, 88, 89, 90
 Doyle, Jim, 1947, 48, 49, 50
 Drew, Scott, 1992#
 Dudukovich, Dan, 1995, 96, 97, 98
 Duncan, 1898
 Dunham, Kellen, 2013, 14, 15, 16
 Dunn, John, 1974, 75, 76, 77*

E

Edwards, Dean, 1992
 Edwards, Scott, 1907
 Edwards, Vic, 1957
 Eggert, Kyle, 1974
 Ehret, Kent, 1971, 72, 73
 Ellenberger, Norm, 1953, 54
 Engemann, Elliot, 2007, 08
 Engle, Earl, 1959, 62
 Englerth, Charles, 1952

Etherington, Austin, 2015, 16
 Etherington, Brett, 1988, 89, 90, 91
 Evans, Bob, 1947, 48, 49
 Evans, Oscar, 1971, 72

F

Falquist, Ryan, 2001
 Farley, 1898
 Fawcett, Willard, 1936, 37, 38
 Fehn, Jeff, 1975, 76, 77, 78
 Ferguson, Doug, 1970
 Ferrin, Gregg, 1963, 64
 Fields, Walt, 1949
 Fine, Marion, 1946
 Fisher, 1897, 98
 Fitzgerald, Darrin, 1984, 85, 86*, 87*
 Fitzgerald, Ed, 1907
 Fleece, Vener, 1907
 Flederjohn, John, 1964
 Fletcher, Bob, 1943
 Floyd, Walter, 1927, 28
 Fordyce, Chad, 1988, 89, 90, 91
 Fortmeyer, Phil, 1970#
 Foster, Henry, 1955, 56, 57
 Fougerousse, Art, 1951
 Fowler, Nate, 2016, 17
 Fowlkes, Darren, 1986, 87, 88, 89*
 Frankfort, Marty, 1917*, 18*
 Frayman, Jack, 1954, 55
 Frazier, Otis, 1998
 Freeman, Darren, 1992
 Freeman, Ken, 1960, 62
 Fromm, Erik, 2011, 12, 13, 14*
 Fromuth, Alan, 1927, 28, 29
 Fulkerson, 1897
 Furman, Davis, 2015#, 16#, 17#

G

Gallahar, Tony, 1985, 86, 87
 Gardner, Nick, 2001, 02, 03, 04
 Garey, 1897
 Garrott, Floyd, 1970, 71
 Gathers, Jordan, 2016
 Gault, Wade, 1989, 90, 91, 92*
 Gavin, 1897
 Gerdt, Doug, 1978#
 Gerkensmeyer, Earl, 1935, 36, 37
 Geyer, William, 1937, 38, 39
 Gieseck, Bjorn, 1996, 97, 98, 99
 Gilbreth, Dave, 1983, 84, 85
 Givens, Chris, 1986, 87
 Givens, 1907
 Good, Charles, 1913, 17
 Graham, Alva, 1922
 Graves, A. J., 2005, 06, 07, 08*
 Graves, Andrew, 1997, 98, 99, 00*
 Graves, Matthew, 1994, 96, 97*, 98*
 Green, 1898
 Green, Dick, 1964
 Green, Lowell, 1939#
 Green, Mike, 2007, 08*
 Green, Vince, 2003#, 04#, 05#, 06#
 Greve, Keith, 1952, 53, 54, 58*
 Griffith, Harry, 1893
 Griffith, Henry, 1893
 Griggs, Haldane, 1923, 24, 25*
 Grunst, Andy, 2003, 04, 05
 Grunst, Ben, 2001, 02
 Guice, Jermaine, 1991, 92, 93*, 94*
 Gunn, Byron, 1939, 40
 Guzek, Ted, 1955, 56, 57, 58

H

Hackworth, Brett, 1980#
 Haffner, Dick, 1959, 60
 Hahn, Zach, 2008, 09, 10, 11
 Hainje, Rylan, 1999, 00, 01, 02
 Hall, 1893
 Hall, John, 1950, 51
 Hamilton, Bill, 1939, 40, 41
 Hardin, Steve, 1969
 Hardy, Bill, 1942
 Harker, Albert, 1923, 24, 26
 Harmsen, Brian, 1978, 79
 Harper, 1897
 Harper, Clarence, 1968, 69
 Harper, Mike, 1984, 85, 86, 87

Harris, Joe, 1987
 Harrison, Ray, 1909
 Hartley, Alonzo, 1907
 Hartman, Norm, 1946
 Haseley, Tim, 1982, 83, 84, 85
 Haslam, Dick, 1960, 61, 62
 Haslet, William, 1931, 32
 Hayward, Gordon, 2009, 10
 Haywood, Rodney, 1988, 89, 90*
 Hazelett, Bruce, 1967
 Heck, Carl, 2003#, 04#, 05#
 Hedden, Frank, 1931#
 Herbert, David, 1986, 87, 88
 Hester, 1897
 Hicks, Michael, 1998, 99
 Hildebrand, Oral, 1928, 29, 30*
 Hirschy, Andy, 1996, 97, 98, 99*
 Hogan, Pat, 1945
 Hohlt, Jim, 1967
 Holloway, Don, 1952, 53, 55*
 Holt, Dave, 1971, 72
 Holz, Harold, 1926, 27, 28
 Hombert, John, 1956
 Hopkins, Chrishawn, 2011, 12
 Hooker, Orville, 1921, 22*, 23, 24
 Hoover, Aaron, 1985
 Horan, Bruce, 2003, 04, 05, 06*
 Hosier, Maurice, 1928, 29, 30
 Howard, Matt, 2008, 09*, 10*, 11*
 Howell, Jim, 1954
 Howenstine, Fred, 1930#
 Hoyt, Garry, 1967, 68, 69
 Humbert, John, 1946
 Hummel, Lee, 1945
 Hummell, Keith, 1893
 Hunckler, Fred, 1941, 42, 43*
 Hunt, 1898
 Hurt, Jim, 1971, 72
 Hutson, Steve, 1979, 80, 81
 Hynes, 1893
 Hypes, Clay, 2017#

I

Ikerd, Larry, 1983, 84, 85
 Iwema, Ron, 1963, 64, 65

J

Jackman, Willis, 1926, 28
 Jackson, Bob, 1951
 Jackson, Thomas, 1999, 00, 01, 02
 Jagers, Chester, 1937, 39
 James, Jeff, 2003, 04
 Jarrett, Danny, 1982, 83, 84
 Johnson, Larry, 1962
 Jones, Greg, 1982, 83
 Jones, John, 1959
 Jones, John "Skip", 1982, 83
 Jones, Johnny, 1985, 86
 Jones, Paul, 1921, 22, 23, 24
 Jones, Roosevelt, 2012, 13, 15, 16
 Jones, Rowland, 1919, 21*, 22
 Jones, Tom, 1964, 65
 Jones, Toy, 1934, 35*, 36*
 Jones, Will, 1999
 Jordan, LaVall, 1998, 99, 00, 01*
 Joseph, Loren, 1939, 40
 Jukes, Avery, 2008, 09, 10
 Jump, 1898
 Jung, Phil, 1957

K

Kaiser, Bob, 1953#
 Kampen, Elliott, 2012, 13, 14
 Kampen, Emerson, 2010, 11, 12, 13
 Karaffa, John, 1988, 89, 90, 91
 Kaufman, Dan, 1962
 Keach, Bob, 1925, 26
 Keen, Clyde, 1895, 96
 Kennington, Bob, 1912, 13
 Kettenbach, 1897
 Kettenbach, John, 1893
 King, Bob, 1945
 King, Morris, 1934#
 Kingsbury, 1897
 Kingsbury, John, 1904
 Kingsbury, Layman, 1907, 09, 10
 Kingsbury, Theo, 1907



Letterwinners

Kitterman, Clayton, 1906, 07
 Knobel, George, 1939, 40
 Kokinda, Jack, 1968#
 Kon, Marcel, 1994, 95
 Konold, Dave, 1925
 Kouns, Beryl, 1955
 Krebs, Jack, 1963

L

Labda, Lodie, 1954
 Landwehr, Brian, 2001#, 02#, 03#, 04#
 Larsen, Bill, 1947
 Leffler, Mike, 1958, 59
 Leiendecker, Grant, 2008, 09, 10, 11
 Leslie, John, 1921, 22, 23*
 Lewis, Tyler, 2016, 17
 Lickliter, Todd, 1978, 79
 Lightfoot, Jr., Duane, 2001, 02, 03, 04*
 Ligon, Brian, 2004, 05, 06*, 07*
 Lile, Carl, 1974, 75
 Lincks, Bob, 1951#, 52#
 Lister, John, 1893, 97
 Littrell, Jody, 1987, 88, 89, 90*
 Lloyd, George, 1929#
 Lockhart, Art, 1913
 Loop, Charles, 1897, 98
 Loop, Martin, 1898
 Loop, Marvin, 1895, 96
 Lubs, Larry, 1977, 78, 79
 Ludlow, Ovid, 1895, 96
 Lynch, Bill, 1973, 75, 76*, 77
 Lynn, Chad, 1999#

M

Maas, Charlie, 1947, 48, 49*
 Mace, Matthew, 2017#
 Mack, Shelvin, 2009, 10, 11
 MacKenzie, Jack, 1953, 54
 Mackey, Greg, 1984, 85, 86
 Maguire, Chester, 1907
 Mahurin, Doug, 1981
 Maloney, Joe, 1977, 78, 79
 Manifold, Lothair, 1943
 Markland, Glenn, 1917
 Marsh, Chester, 1907, 09, 10
 Marsh, John, 1970
 Marshall, Khyle, 2011, 12, 13, 14*
 Marshall, Mike, 1997, 98, 99*, 00*
 Martin, Kelan, 2015, 16, 17
 Maschmeyer, Cliff, 1943
 Mason, Daryl, 1972, 73, 74
 Matta, Thad, 1988, 89, 90*
 Mauck, Bill, 1967, 68
 Mauzy, Harold, 1904
 McClain, Tom, 1949#, 50#
 McCray, James, 1940, 41
 McDermott, Sean, 2017
 McGaughey, Carl, 1898, 99
 McGlocklin, Don, 1975, 76, 77, 78*
 McGlocklin, Jon, 1975, 76
 McKay, Bob, 1906, 07, 09, 10
 McKenzie, Jason, 1993, 94, 95, 96*
 McKinney, Brad, 1987#, 88#
 McLaughlin, Ryan, 2008#, 09#
 McNorton, Paul, 1923
 McRoberts, Tim, 1981, 82, 83, 84*
 Mehl, Bob, 1949
 Merrill, William, 1936, 37, 38
 Middlesworth, Hugh, 1922, 23, 24*
 Miller, Brandon, 2001, 02, 03*
 Miller, Glenn, 1942, 43
 Miller, Harold, 1942, 43
 Miller, Mike, 1979, 80, 81
 Miller, Raymond, 1931, 32, 33*
 Miller, William, 1958, 59
 Milner, Gene, 1966, 67
 Mingle, George, 1943
 Mintner, Harry, 1895, 96
 Miskel, Chris, 1993, 94, 95, 96*
 Mitchell, Doug, 1977, 78*, 79*
 Mitchell, Sheddric, 1956, 57
 Mitchem, Lynn, 1980, 81, 82*, 83*
 Moffett, 1909
 Monserez, Marty, 1972, 73, 74*
 Monserez, Mike, 2002, 03, 04*
 Moore, 1897
 Moore, Mike, 2000, 01, 02, 03

Moore-Beitler, David, 2007#
 Morgan, Devontae, 2013
 Morris, Jim, 1936#
 Moses, John, 1959
 Mullane, Joe, 1912
 Mundell, Landon, 2017#
 Murphy, Christian, 2013#, 14#, 15#, 16#
 Murray, James, 1906, 07, 09
 Murray, Paul, 1904
 Murray, Ryan, 1999, 2002#, 03#
 Mustain, John, 1954
 Myers, Brent, 1994#, 95#, 96#
 Myers, Jason, 1998, 99, 00
 Myers, Tyner, 1907

N

Neat, Lyle, 1939, 40, 41
 Neat, Scott, 1969
 Nell, John, 1967, 68
 Nellems, Marcus, 2006, 07
 Neuhouser, Jon, 1995, 96, 97*, 98*
 Neumann, Chris, 2005#, 06#, 07#, 08#
 Niedemyer, Tyler, 2008#
 Nipper, Bob, 1923, 24, 25, 26*
 Nored, Ronald, 2009, 10, 11, 12*
 Norris, Elwood, 1941
 Norris, Steve, 1968, 69, 70
 Null, Mike, 1895, 96

O

O'Brien, Ralph "Buckshot", 1947, 48, 49, 50
 O'Brien, Waller, 1950
 Olcott, Lloyd, 1947#
 Ormes, 1897
 Orner, Tom, 1976, 77, 78, 79
 Osborne, James, 1907
 Overman, Earl, 1935, 37
 Owens, Adam, 2016#, 17#

P

Parker, 1897
 Parker, James, 2004
 Parrish, Ben, 1932, 33, 34
 Parrish, Brad, 2014#, 15#, 16#
 Patterson, Gary, 2005
 Paul, Gordon, 1923, 24
 Paul, Justus, 1912, 13
 Pearson, Joe, 1970
 Pennington, Ken, 1958, 59*, 60*
 Perry, George, 1937, 38, 39*
 Perry, T. J., 1994, 95, 96, 97
 Peterman, Mark, 1955, 56, 57*
 Peters, Steve, 1982#, 83#
 Pettus, Trey, 2015, 16, 17
 Petty, Jerry, 1960
 Petty, Jim, 1966
 Pflugner, Mike, 1996, 97, 98, 99
 Phillips, Burdette, 1993
 Place, A. W., 1898
 Plump, Bobby, 1955, 56, 57, 58
 Poer, Harold, 1893
 Poland, Laural, 1937, 38, 39
 Polk, Brandon, 2005, 06
 Pollock, Doug, 1976, 77, 78
 Pope, Gordon, 1962, 63
 Porter, Harry, 1953, 54
 Prenatt, Dave, 1980
 Pritchett, Jess, 1932#
 Proffitt, Searle, 1931, 32, 33*

Q

Qualters, Matt, 2014#, 15#, 16#, 17#

R

Race, 1917
 Radecki, Larry, 1970
 Radkovic, Mike, 1952, 53*
 Raker, Gary, 1979, 80*
 Ramey, Larry, 1959, 60, 61
 Randel, John, 1972, 73
 Rector, Damon, 2017#
 Reed, Bob, 1953, 54
 Reed, Luke, 1999
 Redenbacher, Leon, 1956
 Rehl, Bob, 1943
 Reid, Charles, 1907

Reidenbach, Clarence, 1907
 Reinhardt, Craig, 1974, 75
 Reissner, Frank, 1932, 33, 34
 Reynolds, Cleon, 1929, 30
 Reynolds, Ryan, 2002, 03, 04
 Reliford, Katara, 1992, 93
 Richardson, Charles, 1939
 Richardson, Joe, 1982, 83
 Richardson, Thomas, 1912, 13
 Richter, Matt, 2014#, 15#, 16#
 Riley, Ray, 1957
 Robbins, Pat, 1945
 Roberts, 1897, 98
 Roberts, Lon, 1895, 96
 Robinson, 1893
 Robinson, Clyde, 1935#
 Robisch, Scott, 2000, 01, 02
 Rockwood, Brent, 1997
 Rodebeck, Ray, 1945
 Rodgers, Chris, 1981, 82, 83
 Rodgers, Nick, 2007, 08, 09, 10
 Roe, Nate, 1907
 Roe, Tom, 1898, 99
 Rogers, Jeff, 1995, 96, 97*, 98*
 Rollins, 1897
 Rose, Nathaniel, 1906, 07, 09
 Rosenstihl, Jim, 1951
 Ryser, Dave, 1990, 91, 92

S

Salatich, Ron, 1966, 67
 Sanders, Dave, 1963, 64, 65
 Savage, Kethan, 2017
 Scheetz, Dave, 1954, 55, 56*
 Schilling, Ed, 1966, 67*
 Schmidt, Herbert, 1907
 Schofield, Byron, 1937
 Schroeder, Bob, 1968, 69, 70
 Schumacher, Wilbur, 1940, 41, 42*
 Schwomeyer, Herb, 1942
 Scott, 1898
 Scott, Bill, 1958, 59*
 Scott, Mickey, 1967
 Seal, Jon, 1969, 70
 Selimbegovic, Srdan, 1996
 Sexton, Andy, 1980
 Sexson, Rick, 1975, 76
 Shade, Larry, 1964, 65, 66*
 Shakleton, 1893
 Sheets, Avery, 2003, 04, 05, 06
 Shepherd, Bill, Sr., 1947, 48, 49
 Shepherd, Bill, Jr., 1970, 71, 72
 Sherman, Russell, 2006#
 Shook, Larry, 1962, 63
 Shoup, John, 1988, 89, 90, 91
 Showley, Lon, 1965, 66
 Shunneson, Michael, 1994#
 Silvers, Xerxes, 1910, 12*, 13*
 Slaton, Ben, 2006, 07, 08
 Smalligan, Jamie, 2004, 05
 Smeathers, Andrew, 2012, 13
 Smith, Andrew, 2010, 11, 12, 13*
 Smith, David, 1893
 Smith, Lewis, 1937#
 Sommerville, 1893
 Spadorcia, Jon, 1969
 Speckman, Dave, 1973, 74, 75
 Spielburg, Jacob, 2014#, 15#, 16#
 Steele, Travis, 2001#
 Steiner, Jerry, 1938, 39, 40*
 Stewart, Ray, 1952, 53
 Stigall, Chase, 2010, 11, 12, 13
 Stohler, Gene, 1950
 Streicher, Drew, 2005, 06, 07, 08*
 Strole, Gerald, 1925, 26
 Sturtevant, Sam, 2016#, 17#
 Summers, Ed, 1926
 Sussman, Henry, 1917

T

Tackett, Marshall, 1930, 31, 32*
 Taylor, John, 1991, 92, 93, 94*
 Tharpe, Harold, 1907, 09
 Theofanis, George, 1952, 57
 Thomas, Cullen, 1909, 10, 12
 Thomas, Frank, 1979, 80
 Thompson, 1898

Thompson, Ed, 1977, 78, 79
 Thompson, Luther, 1893
 Tidrow, Ernie, 1942, 43
 Todd, Jared, 2012#, 13#, 14#
 Toon, Herod, 1945, 46, 47*, 48*
 Townsend, Earl, 1907
 Trice, Travis, 1994, 95*
 Tryer, Lester, 1897
 Tucker, Chad, 1984, 85, 86*, 88*

U

Underwood, Evan, 2015#, 16#, 17#

V

Vandermeer, Melvin, 1939, 40
 van Rijn, Rolf, 1995, 96, 97, 98
 Van Sickle, Wayne, 1899
 Van Wirt, 1910
 Vanzant, Shawn, 2008, 09, 10, 11
 Veasley, Willie, 2007, 08, 09, 10*
 Volovic, Michael, 2014
 VonBargen, Scott, 1987

W

Wagener, Don, 1938
 Wakefield, Bob, 1925, 26, 27*
 Wallace, Roger, 1907
 Walls, Rob, 2001, 02, 03
 Warren, Tony, 1980, 81, 82*, 83
 Watson, Mike, 1971
 Weaver, Paul, 1942, 43
 Weber, John, 1961, 62
 Weidekamp, Flavian, 1951
 Weir, Paul, 1906
 Wells, John, 1956#
 White, Frank, 1927, 28, 29*
 Whitinghill, Wilbur, 1940
 Wideman, Tyler, 2015, 16, 17
 Williams, Frank, 1893
 Williams, Gerry, 1961, 62, 63
 Williams, Jeff, 1973, 74, 75
 Wilson, Don, 1961, 62
 Wilson, Kelsey, 1994, 95, 96, 97
 Wilson, Michael, 1989, 90, 91, 92*
 Windhurst, Bob, 1945
 Wininger, Doug, 1967, 68*
 Wise, Veri, 1913
 Withrow, Lyle, 1930, 31
 Wolfe, Charles, 1907
 Wolfe, Richards, 1931, 32
 Wood, Marvin, 1948, 49, 50
 Woodling, Homer, 1924
 Woods, Kameron, 2012, 13, 14, 15
 Woodson, Avery, 2017
 Wright, 1893

Y

Yeater, Mike, 1986, 87
 Young, Clayton, 2013#, 14#, 15#, 16#

Z

Ziemba, Paul, 1999#, 00#, 01#

*Team captain. #Team manager.



All-Time Results

1892-93

No Results Available

Varsity Award Winners: George Anderson, Charles Baker, Davidson, Harry Griffith, Henry Griffith, Hall, Keith Hummell, Hynes, John Kettenbach, John Lister, Ormes, Harold Poer, Robinson, Shakleton, David Smith, Sommerville, Luther Thompson, Frank Williams, Wright.

1893-94

No Results Available

1894-95

No Results Available

Varsity Award Winners: Robert Bull, Clyde Keen, Marvin Loop, Ovid Ludlow, Harry Minter, Mike Null, Lon Roberts.

1896-97

Record: 1-0

W Y.M.C.A. 13-1
Varsity Award Winners: Allen, Cook, Darrah, Fisher, Fulkerson, Garey, Gavin, Harper, Hester, Kettenbach, Kingbury, Lister, Loop, Moore, Parker, Roberts, Rollins, Tryer.

1897-98

Record: 2-3

Coach: James Zink
L Indiana 6-22
W Rose Polytechnic Inst. 18-0
L Miami (Ohio) 0-6
W Earlham 18-0
L Indianapolis Ath. Club 0-14
Varsity Award Winners: Bill Bacon, George Butler, John Cunningham, Dom Diltz, Clarence Dobson, Duncan, Farley, Fisher, Green, Hunt, Jump, Charles Loop, Martin Loop, Carl McGaughey, A. Place, Roberts, Tom Roe, Scott Thompson.

1898-99

Record: 0-2

Coach: James Zink
No Results Available

1899-00

Record: 2-1

Coach: Walter Kelly
No Results Available

1900-01

Record: 2-1

Coach: Walter Kelly
W INDIANA 20-17
W Indiana 24-20
L Purdue 12-41
Varsity Award Winners: Unknown

1901-02

Record: 1-3

Coach: Walter Kelly
W Indiana 17-15
L PURDUE 23-30
L INDIANA 29-32
L Purdue 24-71
Varsity Award Winners: Unknown

1902-03

Record: 1-3

Coach: Walter Kelly
L Indiana 16-28
L INDIANA 23-35
Varsity Award Winners: Unknown

1903-04

Record: 2-2

Coach: Ralph Jones

W Indiana State Normal 28-14
L DePauw 24-38
L Earlham 23-43
W Indiana State Normal 22-14
Varsity Award Winners: Leslie Anthony, Mark Brown, Frank Davenport, John Kingsbury, Harold Mauzy, Paul Murray.

1904-05

Record: 6-2

Coach: Wingard
W Wabash 30-23
L Indiana 23-41
W Franklin 30-29
L Indiana State Normal 29-31
W Franklin 45-22
W INDIANA 44-29
W Hanover 44-23
W Earlham 41-36
Varsity Award Winners: Unknown

1905-06

Record: 1-1

Coach: Wingard
W Shortridge High School 18-8
L Indiana 11-42
Varsity Award Winners: Frank Davenport, Fred Davenport, T. Davenport, Clayton Kitterman, Robert McKay, James Murray, Nathaniel B. Rose, Paul Weir.

1906-07

Record: 2-4

Coach: Art Guedel
W Purdue Medical School 46-8
L DePauw 28-43
W Indiana State Normal 23-20
L Indiana 17-30
L Indiana 7-46
L Earlham 13-33
Varsity Award Winners: Claris Adams, Carl Barnett, Chester Barnett, Everett Brickert, Daniels, Fred Davenport, Scot Edwards, Ed Fitzgerald, Vener Fleece, Givens, Alonzo Hartley, Layman Kingsbury, Theo Kingsbury, Clayton Kitterman, Robert McKay, Chester Maguire, Chester Marsh, James Murray, Tyner Myers, James Osborne, Charles E. Reid, Clarence Reidenbach, Nate Roe, Nathaniel B. Rose, Herbert Schmidt, Harold Tharpe, Earl Townsend, Roger Wallace, Charles Wolfe.

1907-08

Record: 4-4

Coach: John McKay
L Rose Polytechnic Inst. 17-34
W Indiana State Normal 35-24
W Indiana Law School 43-17
L Earlham 21-29
W DePauw 23-22
L DePauw 21-27
L Rose Polytechnic Inst. 13-33
W Miami, Ohio 47-12
Varsity Award Winners: Unknown

1908-09

Record: 5-2

Coach: Joe McCrea, John McKay
Captain: James Murray
W Hanover 37-21
L Notre Dame 11-47
L Earlham 16-28
W Franklin 15-10
W Hanover 26-18
W Transylvania 29-28
W DePauw 32-24
Varsity Award Winners: Ray Harrison, Layman Kingsbury, Robert McKay, Chester Marsh, Moffett, James Murray, Nate Rose,

Tharp, Cullen Thomas.

1909-10

Record: 3-4

Coach: Walter Gipe
L Hanover 23-38
L Notre Dame 16-49
W Indiana State Normal 25-8
L Wabash 19-55
L Hanover 31-53
W DePauw 27-21
W Indiana State Normal 38-15
Varsity Award Winners: Adams, Layman Kingsbury, McKay, Chester Marsh, Silvers, Cullen Thomas, Van Wirt.

1910-11

Record: 5-7

Coach: Bill Diddle
W Franklin 26-10
L Indiana 16-41
W Indiana State Normal 25-10
L DePauw 14-15
L Wabash 8-27
L Wabash 18-25
W Indiana State Normal 36-14
L Cincinnati 11-15
L Centerville 16-21
L Georgetown 18-22
W DePauw 25-18
W Franklin 22-19
Varsity Award Winners: Unknown

1911-12

Record: 5-5

Coach: Bill Diddle
Captain: Xerxes Silvers
W Franklin 33-8
L Indiana 12-15
L Earlham 15-32
W Indiana State Normal 25-17
L Purdue 12-51
W Indiana State Normal 24-21
W Indiana 23-17
L Franklin 8-18
L DePauw 20-21
W DePauw 20-15
Varsity Award Winners: Robert Kennington, Joe Mullane, Justus Paul, Thomas Richardson, Xerxes Silvers, Cullen Thomas.

1912-13

Record: 3-8

Coach: G. C. Thomas
Captain: Xerxes Silvers
L Indiana State Normal 11-29
L Rose Polytechnic Inst. 21-31
L Earlham 23-26
L Earlham 21-27
W Franklin 21-18
L Indiana State Normal 33-43
L Rose Polytechnic Inst. 7-19
L Wabash 15-46
L Franklin 21-24
W Hanover 26-18
W Hanover 26-17
Varsity Award Winners: Charles Good, Robert Kennington, Arthur Lockhart, Justus Paul, Thomas Richardson, Xerxes Silvers, Verl Wise.

1913-14

No Basketball

1914-15

Record: 3-4

Coach: G. C. Thomas
L Indiana Dental 26-36
W Danville Cent. Normal 46-19

L Danville Cent. Normal 11-53
W Indiana State Normal 24-23
L Franklin 27-56
W Rose Polytechnic 24-21
L Earlham 24-50

Varsity Award Winners: Unknown

1915-16

Record: 3-4

Coach: G. C. Thomas
W Indiana Dental 24-14
L Wabash 14-32
W Rose Polytechnic 31-21
W Indiana Dental 27-23
L Rose Polytechnic 24-28
L Franklin 12-24
L Indiana State Normal 23-35

Varsity Award Winners: Unknown

1916-17

Record: 7-6

Coach: G. C. Thomas
Captain: Marty Frankfort
W Indiana Dental 19-15
W Hanover 28-18
W Earlham 35-19
L Indiana 9-18
W Rose Polytechnic 26-21
L Indiana State Normal 12-29
W Franklin 18-17
W Franklin 34-14
L Indiana Dental 18-25
L Indiana State Normal 31-35
W Rose Polytechnic 35-26
L Franklin 11-35
L Indiana Dental 21-23
Varsity Award Winners: Ralph Agnew, George Cornelius, Marty Frankfort, Charles Good, Glenn Markland, Race, Henry Sussman.

1917-18

Record: 0-6

Coach: G. C. Thomas
Captain: Marty Frankfort
L Nat. Ama. Gym Union 0-39
L Rose Polytechnic 20-40
L Indiana Dental 19-40
L Franklin 16-23
L Earlham 20-41
L Indiana Dental 22-35
Varsity Award Winners: Unknown

1918-19

Record: 1-9

Coach: Joe Mullane
L Wabash 21-38
L DePauw 27-42
L Indiana State Normal 30-45
L Indiana Dental 30-36
L Earlham 35-37
W Franklin 33-22
L Indiana State Normal 28-29
L Earlham 11-22
L Wabash 26-29
L Franklin 18-48
Varsity Award Winners: Rowland Jones.

1919-20

Record: 2-4

Coach: F. E. Ellis
W Danville Cent. Normal 44-18
W Indiana State Normal 26-20
L Rose Polytechnic 26-27
L Wabash 17-35
L Rose Polytechnic 16-39
L Indiana State Normal 32-34



All-Time Results



Harlan O. "Pat" Page
1920-26

1920-21
Record: 16-4

Coach: Harlan O. Page
Captain: Rowland Jones

W Indiana Dental 31-26
W Indiana Dental 33-17
W Earlham 42-29
L Purdue 26-41
W Rose Polytechnic 38-18
W Danville Cent. Normal 41-13
W Mooresville 33-31
W Cincinnati Y.M.C.A. 59-25
L Purdue 28-37
W Louisville 62-24
W Evansville 34-24
W Franklin 32-23
W Indiana State Normal 41-30
W Rose Polytechnic 44-19
L Wabash 25-34
W Earlham 31-27
W Indiana State Normal 32-28
W Indiana Dental 29-10
L Wabash 25-29
W Chicago 29-21

Varsity Award Winners: Ed Diederich, Orville Hooker, Paul Jones, Rowland Jones, John Leslie.

1921-22
Record: 24-6

Coach: Harlan O. Page
Captain: Orville Hooker

W IND.CHAMBER OF COMM. 34-29
W Danville Central Normal 61-17
W Hanover 35-31
W Indiana Law School 35-14
W FAIRBANKS-MORSE 55-15
W Manchester 31-29
W Wisconsin 26-20
W Chicago 16-13
L Purdue 19-42
W Yale 51-16
W Vincennes YMCA 32-24
W Notre Dame 37-21
W Rose Polytechnic 35-28
L Illinois 28-30
W Indiana State Normal 49-24
W Earlham 61-27
W Notre Dame 28-23
W Centre 31-9
W Kalamazoo Normal 27-18
W South Bend YMCA 25-18
L DePauw 23-29
W Wabash 31-26
W EVANSVILLE 67-17
W Centre 43-25

W Franklin 35-26
L Franklin 29-30
W Earlham 35-18
W LAKE FOREST 43-23
L Wabash 24-31
L DePauw 16-25

Varsity Award Winners: Arthur Black, Paul Brown, Eugene Colway, Alva Graham, Orville Hooker, Paul Jones, Rowland Jones, John Leslie, Hugh Middlesworth.

1922-23
Record: 16-4

Coach: Harlan O. Page
Captain: John Leslie

W Wisconsin 20-13
L Marquette 17-18
W Illinois 29-25
W Notre Dame 29-14
W Purdue 43-20
W Rose Polytechnic 57-16
W Notre Dame 41-18
W DePauw 28-22
W Wabash 29-21
L Wabash 19-32
W Earlham 43-26
L Franklin 17-25
W Danville Cent. Normal 61-17
W Indiana Dental 51-17
W Carnegie Technical 42-16
W Chicago 30-15
W Earlham 48-37
W Hanover 55-34
W Indiana State Normal 38-26
L Franklin 22-26

Varsity Award Winners: Eugene Colway, Haldane Griggs, Albert Harker, Orville Hooker, Paul Jones, John Leslie, Paul McNorton, Hugh Middlesworth, Robert Nipper, Gordon Paul.

1923-24
Record: 11-7

AAU NATIONAL CHAMPIONS
Coach: Harlan O. Page
Captain: Hugh Middlesworth

L Iowa 23-26
L Franklin 19-35
L DePauw 21-36
W Chicago 26-17
L DePauw 17-23
W Hanover 32-24
L Illinois 27-28
L Wabash 23-28
W Wabash 35-17
W Hanover 38-21
L Wisconsin 23-25
W Marquette 24-18
W Haskell Inst. 51-18
W Franklin 36-22
W Schooley-Woodstock# 34-29
W Hillyards# 35-29
W Kansas St. Teachers# 40-21
W K. C. Athletic Club# 30-26

Varsity Award Winners: Robert Blessing, Eugene Colway, Haldane Griggs, Albert Harker, Orville Hooker, Paul Jones, Hugh Middlesworth, Robert Nipper, Gordon Paul, Homer Woodling.

#AAU National Tournament.

1924-25
Record: 20-4

Coach: Harlan O. Page
Captain: Haldane Griggs

W MANCHESTER 50-25
W Iowa 26-22
W Wisconsin 22-16
W Marquette 25-17
W ILLINOIS 24-22

W VANDERBILT 37-17
L Ohio State 25-34
W LOMBARD 41-23
W NOTRE DAME 31-16
W Dayton 28-22
W DePauw 18-16
W Chicago 23-17
L WABASH 19-22
W Concordia Seminary 32-15
W Vanderbilt 33-13
W Notre Dame 32-23
L FRANKLIN 17-22
W DePAUW 30-25
W Franklin 29-16
L Wabash 31-35
W EARLHAM 40-30
W Ball State 28-13
W Kansas City Ath. Club 29-28
W Earlham 28-18


Varsity Award Winners: Clarence Christopher, Eugene Colway, Haldane Griggs, Bob Keach, David Konold, Robert Nipper, Gerald Strole, Bob Wakefield.

1925-26
Record: 16-5

Coach: Harlan O. Page
Captain: Robert Nipper

W Muncie Normal 41-13
L Manchester 28-32
L Illinois 22-23
L Iowa 24-26
W Franklin 31-17
W Dayton 44-12
W DePauw 43-23
W Earlham 31-15
W Wayne State (Mich.) 36-25
W Mich. State Normal 28-21
W Chicago 20-18
L Wisconsin 24-31
W Marquette 42-20
W Wabash 37-29
W DePauw 28-27
W Franklin 30-26
W Wabash 25-23
L St. Louis 20-30
W Lombard 34-23
W Missouri 37-15
W Earlham 61-18

Varsity Award Winners: Archie Chadd, Albert Harker, Harold Holz, Willis Jackman, Robert Keach, Robert Nipper, Gerald Strole, Edward Summers, Robert Wakefield.



Paul D. "Tony" Hinkle
1926-42, 1945-70

1926-27
Record: 17-4

Coach: Paul D. Hinkle
Captain: Bob Wakefield

W Central Normal 27-24
W Coe 29-25
L Lombard 24-25
W Wesleyan 27-21
W Chicago 30-28
W Muncie Normal 40-38
W Marquette 33-30
L Evansville 23-25
W Michigan State 53-16
W DePauw 30-25
W Illinois 32-30
W Franklin 29-26
L Evansville 27-35
W Wabash 40-22
W DePauw 40-33
W Franklin 38-31
W Wabash 32-30
W Michigan State 29-23
W Iowa 47-32
W Marquette 35-23
L Kalamazoo Teachers 27-34

Varsity Award Winners: William Bugg, Archie Chadd, Dana Chandler, Walter Floyd, Alan Fromuth, Harold Holz, Bob Wakefield, Frank White.

1927-28
Record: 19-3

Coach: Paul D. Hinkle
Captain: Archie Chadd

W Danville Cent. Normal 49-22
L Wisconsin 18-25
W Concordia Seminary 50-10
W Evansville 38-32
W Nat. Am. Gym Union 42-32
W Franklin 40-32
W Evansville 33-27
W DePauw 36-19
W Danville Cent. Normal 34-25
W Wabash 28-26
W Marquette 23-20
W Loyola 27-17
L Notre Dame 24-32
W Franklin 29-21
W Wabash 35-22
W Marquette 53-13
W DePauw 32-27
W NOTRE DAME# 21-13
W Purdue 24-19
L Purdue 27-36
W Muncie Cent. Normal 39-34
W Chicago 25-24

Varsity Award Winners: Wilbur Allen, William Bugg, Archie Chadd, Dana Chandler, Clarence Christopher, Marshall Christopher, Walter Floyd, Alan Fromuth, Oral Hildebrand, Harold Holz, Maurice Hosier, Willis Jackman, Frank White.

#First game in Hinkle Fieldhouse.

1928-29
Record: 17-2

NATIONAL COLLEGIATE CHAMPIONS
Coach: Paul D. Hinkle
Captain: Frank White

W PITTSBURGH 35-33
W PURDUE# 28-27
W DANVILLE CENT. NORMAL 35-22
W NORTH CAROLINA 43-20
W MISSOURI 38-25
L at Chicago 21-24
W FRANKLIN 34-26
W EVANSVILLE 56-10
W DePAUW 35-20
W INDIANA CENTRAL 67-19
W at Evansville 40-31



All-Time Results

W at Illinois	33-28
W at Wabash (OT)	32-28
W at Franklin	41-33
L NOTRE DAME	21-24
W at DePauw	34-23
W EARLHAM	47-19
W WABASH	27-22
W at Notre Dame	35-16

Varsity Award Winners: Wilbur Allen, William Bugg, Jacob Caskey, Dana Chandler, Marshall Christopher, Alan Fromuth, Oral Hildebrand, Maurice Hosier, Cleon Reynolds, Frank White, George Lloyd (Mgr.).
#Fieldhouse Dedication Game.

1929-30 Record: 12-8

Coach: Paul D. Hinkle
Captain: Oral Hildebrand

W MANCHESTER	53-22
W NATIONAL AM. GYM UNION	20-17
W PURDUE	36-29
W MONTANA STATE	49-32
W Vanderbilt	39-14
L Danville Cent. Normal	16-40
W NEBRASKA	38-26
W Illinois	28-18
W CHICAGO	28-21
W WABASH	32-15
L Franklin	20-34
W DANVILLE CENT. NORMAL	27-19
W DePauw	39-29
L LOYOLA	14-22
W EVANSVILLE	63-21
L Wabash	14-16
L NOTRE DAME	20-28
L Earlham	27-31
L Notre Dame	16-29
L FRANKLIN	28-31

Varsity Award Winners: Wilbur Allen, Marshall Christopher, Oral Hildebrand, Maurice Hosier, Cleon Reynolds, Marshall Tackett, Lyle Withrow, Fred Howenshine (Mgr.)

1930-31 Record: 17-2

Coach: Paul D. Hinkle

W CINCINNATI	36-12
W BRIGHAM YOUNG	45-34
W LOYOLA	27-22
W ALABAMA	23-20
W ARKANSAS	37-21
W INDIANA STATE	35-23
W Louisville	33-16
W WABASH	30-20
W WESTERN STATE	31-28
W Evansville	27-17
W Concordia Seminary	30-23
L Nebraska	14-32
W Centenary	34-16
W Franklin	25-18
W LOUISVILLE	23-18
L Notre Dame	19-27
W WABASH	23-18
W FRANKLIN	19-14
W NOTRE DAME	20-15

Varsity Award Winners: Roger Anderson, Gordon Ar buckle, Alan Bailey, Howard Chadd, Harry Chickedantz, Bert Davis, William Haslet, Ray Miller, Searl Proffitt, Marshall Tackett, Lyle Withrow, Richard Wolfe, Frank Hadden (M)

1931-32 Record: 14-5

Coach: Paul D. Hinkle
Captain: Marshall Tackett

W SOUTHERN CALIFORNIA	35-16
-----------------------	-------

W EVANSVILLE	23-19
L Loyola	21-22
W PITTSBURGH	23-20
W Illinois	22-17
W Hanover	38-11
W MONTANA STATE	28-17
W Danville Cent. Normal	27-19
W Wabash	38-14
W WESTERN STATE	39-19
L Indiana State Normal	31-35
W Ball State	36-22
L Wisconsin	17-28
L NOTRE DAME	32-37
W Franklin	38-32
W Danville Cent. Normal	32-27
W Wabash	23-16
L Notre Dame	23-28
W Franklin	37-28

Varsity Award Winners: Frank Baird, Howard Chadd, Harry Chickedantz, Bert Davis, William Haslet, Ray Miller, Ben Parrish, Searle Proffitt, Frank Reissner, Marshall Tackett, Richard Wolfe, Jess Pritchett (Mgr.)

1932-34 - Missouri Valley Conference

1932-33 Record: 16-5

Coach: Paul D. Hinkle
Captain: Ray Miller, Searle Proffitt

L INDIANA STATE	21-40
W MISSOURI	30-23
L PITTSBURGH	OT 30-38
W WESTERN STATE	41-38
L DANVILLE CENT. NORMAL	32-41
W Drake	36-12
W Grinnell	56-22
W Wabash	31-27
W Notre Dame	27-25
W OKLAHOMA A & M	31-18
W FRANKLIN	47-28
W Oklahoma A & M	26-21
L Creighton	25-35
W Washington	34-32
W WASHINGTON	33-27
W GRINNELL	46-15
W WABASH	37-20
W Franklin	40-32
W CREIGHTON	45-33
W DRAKE	43-21
L NOTRE DAME	41-42

Varsity Award Winners: Frank Baird, Harry Chickedantz, Bert Davis, Gene Demmary, Ray Miller, Ben Parrish, Searle Proffitt, Frank Reissner.

1933-34 Record: 14-7

Coach: Paul D. Hinkle
Captain: Frank Baird

L INDIANA CENTRAL	31-32
W FRANKLIN	34-22
W PITTSBURGH	35-24
L Purdue	34-37
W INDIANA STATE	24-20
W WASHINGTON	42-26
L Notre Dame	17-37
W Franklin	35-27
W CREIGHTON	48-30
W WABASH	35-32
W GRINNELL	36-24
W OKLAHOMA A & M	38-26
W OKLAHOMA A & M	49-26
W DRAKE	39-27
L Wabash	24-31
W Washington (Mo.)	53-47
L Wisconsin	27-37
W Drake	28-18
W Creighton	33-32

L Grinnell	24-26
L NOTRE DAME	24-34

Varsity Award Winners: Scott Armstrong, Frank Baird, Roscoe Batts, Gene Demmary, Toy Jones, Ben Parrish, Frank Reissner, Morris King (Mgr.)

1934-35 Record: 13-7

Coach: Paul D. Hinkle
Captain: Gene Demmary

W EARLHAM	44-29
W INDIANA CENTRAL	37-24
L Pittsburgh	24-42
L Purdue	31-34
W Illinois	39-24
L Northwestern	36-41
W Chicago	37-31
W FRANKLIN	37-19
W Wabash	30-24
L Notre Dame	29-30
W Loyola	43-25
W Valparaiso	41-25
W Indiana State Normal	54-40
W Western Reserve	56-39
W Franklin	39-23
W Western State	50-39
W Danville Central Normal	51-32
L WABASH	22-28
L NOTRE DAME	23-27
L Indiana State	31-47

Varsity Award Winners: Scott Armstrong, Roscoe Batts, Ralph Brafford, Arthur Cosgrove, Gene Demmary, Earl Gerkensmeyer, Toy Jones, Earl Overman, Clyde Robinson (Mgr.)

1935-36 Record: 6-15

Coach: Paul D. Hinkle
Captain: Toy Jones

L INDIANA CENTRAL	34-39
W FRANKLIN	38-29
L PITTSBURGH	28-36
W PURDUE	41-39
W CINCINNATI	39-26
L MICHIGAN	23-26
W WABASH	43-30
L Earlham	35-41
L Notre Dame	27-35
L Detroit	32-38
W Michigan State	24-21
L Western State	39-42
W Marquette	38-35
L Wisconsin	24-28
L Northwestern	38-53
L KENTUCKY	28-39
L DANVILLE CENT. NORM.	26-27
L Wabash	32-35
L INDIANA STATE	35-37
L Franklin	37-38
L NOTRE DAME	30-34

Varsity Award Winners: Scott Armstrong, Roscoe Batts, Ralph Brafford, Robert Clay, Norval Corbett, Art Cosgrove, Willard Fawcett, Earl Gerkensmeyer, Toy Jones, William Merrill, James Morris (Mgr.).

1936-37 Record: 6-14

Coach: Paul D. Hinkle

L EARLHAM	27-33
L PITTSBURGH	21-32
L at Purdue	14-44
L INDIANA CENTRAL	27-41
W WISCONSIN	43-23
L INDIANA	27-61

L MICHIGAN	27-36
L at Notre Dame	24-25
L DePAUW	28-29
L at Xavier	26-28
W MARQUETTE	29-26
L FRANKLIN	27-30
W at Wabash	26-13
L DANVILLE CENT. NORMAL	28-32
W MICHIGAN STATE	27-21
L at Franklin	32-37
W WABASH	30-24
L at DePauw	26-27
W at Indiana State	32-28
L NOTRE DAME	17-42

Varsity Award Winners: Willard Fawcett, Earl Gerkensmeyer, William Geyer, Chester Jaggars, William Merrill, Earl Overman, George Perry, Laural Poland, Bryon Schofield, Lewis Smith

1937-38 Record: 11-12

Coach: Paul D. Hinkle
Captain: Arthur Cosgrove

W OAKLAND CITY	45-26
W LOUISVILLE	28-23
W PITTSBURGH	24-23
L IOWA	31-36
W NORTHWESTERN	30-21
W BOSTON	38-33
W CINCINNATI	38-25
W MICHIGAN	38-35
W at DePauw	32-28
L DANVILLE CENT. NORM.	15-22
L INDIANA CENTRAL	40-43
L at Notre Dame	26-39
L at Michigan State	15-21
L at Detroit	21-25
L INDIANA	23-42
W WABASH	25-22
L at Franklin	26-39
L MARQUETTE	20-25
L NOTRE DAME	22-45
W DePAUW	40-24
L at Wabash	28-38
W FRANKLIN	32-30
L at Marquette	32-39

Varsity Award Winners: Arthur Cosgrove, Willard Fawcett, William Geyer, William Merrill, George Perry, Laural Poland, Jerome Steiner, Don Wagener.

1938-39 Record: 14-6

Coach: Paul D. Hinkle
Captain: George Perry

W VALPARAISO	44-26
W IOWA	31-29
W WISCONSIN	24-21
L INDIANA	29-46
L MICHIGAN	31-40
L at Marquette	36-43
L at Notre Dame	35-37
W DePAUW	54-27
W at Franklin	46-41
W MICHIGAN STATE	34-33
L at Detroit	24-33
L at Michigan State	29-39
W at DePaul	39-29
W FRANKLIN	31-24
W at Wabash	27-25
W INDIANA CENTRAL	37-33
W ST. JOSEPH'S	41-29
W at DePauw	46-39
W WABASH	42-16
W NOTRE DAME	35-27

Varsity Award Winners: Robert Dietz, William Geyer, Byron Gunn, William Hamilton, Chester Jaggars, Loren Joseph, George Knobel, Lyle Neat, George Perry,



All-Time Results

Laural Poland, Charles Richardson, Jerome Steiner, Melvin Vandermeer, Lowell Green (Mgr.).

1939-40

Record: 17-6

Coach: Paul D. Hinkle
Captain: Jerome Steiner

W BALL STATE	29-23
W PITTSBURGH	47-36
W IOWA	35-32
L INDIANA	33-40
W SOUTHERN METHODIST	42-37
L ILLINOIS	18-37
L Long Island#	44-46
W at La Salle	46-37
W FRANKLIN	49-35
W at DePauw	47-21
L at Notre Dame	39-55
W DETROIT	41-34
W WABASH	47-26
W at Loyola	43-39
W at Franklin	61-43
L OHIO STATE	45-51
W at Wisconsin	50-46
L NORTHWESTERN	30-32
W CCONY	38-36
W MARQUETTE	43-32
W at Wabash	31-27
W DePAUW	56-25
W NOTRE DAME	39-38

Varsity Award Winners: Charles Atkinson, Harold Braden, Jack Clayton, Lester Combs, Robert Dietz, Byron Gunn, William Hamilton, Loren Joseph, George Knobel, James McCray, Lyle Neat, Wilbur Schumacher, Jerome Steiner, Melvin Vandermeer, Wilbur Whitinghill, Phillip Albertson (Mgr.).
#Madison Square Garden, New York, NY

1940-41

Record: 13-9

Coach: Paul D. Hinkle
Captain: Robert Dietz

L INDIANA	36-39
W at Ohio State	51-49
W NORTHWESTERN	32-31
L MICHIGAN	25-32
L PITTSBURGH	40-41
L at DePaul	32-53
W XAVIER	57-33
L at Notre Dame	35-45
W DePAUW	38-34
W FRANKLIN	45-32
W at Ball State	38-36
L Long Island%	35-46
L at St. Joseph's (Pa.)	43-47
W OHIO STATE	52-30
W at Wabash	41-36
L at Marquette	37-41
L at Wisconsin	55-59
W MARQUETTE	40-38
W at DePauw	33-28
W WABASH	34-30
W NOTRE DAME	54-40
W at Franklin	38-34

Varsity Award Winners: Jack Clayton, Lester Combs, James Deputy, Robert Dietz, Bill Hamilton, Fred Hunckler, Jim McCray, Lyle Neat, Elwood Norris, Wilbur Schumacher.
%Madison Square Garden, New York, NY

1941-42

Record: 13-9

Coach: Paul D. Hinkle
Captain: Wilbur Schumacher

W FRANKLIN	50-40
L at Northwestern	40-46
L at Illinois	50-52

W IOWA	41-35
W PITTSBURGH	39-29
L PURDUE	34-50
W MICHIGAN	45-37
W OREGON STATE	35-29
L GREAT LAKES NAVAL	40-51
W WABASH	34-29
L at Marquette	29-39
W at DePauw	41-34
W NOTRE DAME	49-43
W BALL STATE	38-36
L at Michigan State	39-40
W CHANUTE FIELD	37-32
W Franklin	43-31
W MICHIGAN STATE	38-36
L MARQUETTE	30-40
L at Wabash	35-42
W DePAUW	32-28
L at Notre Dame	54-57

Varsity Award Winners: James Baumgartner, Carl Braden, James Deputy, Bill Hardy, Fred Hunckler, Glenn Miller, Harold Miller, Wilbur Schumacher, Herb Schwomeyer, Ernie Tidrow, Paul Weaver.

1942-43

Record: 4-9

Coach: Frank Hedden
Captain: Fred Hunckler

W FRANKLIN	42-35
L GREAT LAKES NAVAL	34-59
L INDIANA	27-42
L Notre Dame	34-45
L DePAUW	30-43
L WABASH	31-36
L Purdue	35-44
L Wabash	34-61
L Ball State	43-45
W Franklin	34-24
W Camp Atterbury	34-33
W DePauw	33-30
L Notre Dame	32-64

Varsity Award Winners: Carl Braden, Robert Fletcher, Fred Hunckler, Lothair Manifold, Cliff Maschmeyer, Glenn Miller, Harold Miller, George Mingle, Bob Rehl, Ernie Tidrow, Paul Weaver.
(Home games played at Tech H.S.)

1943-44

No Basketball

1944-45

Record: 14-6

Coach: Frank Hedden

W FRANKLIN	45-28
L STOUT FIELD	35-39
W Fort Harrison	37-29
W BALL STATE	45-41
L Fort Harrison	42-47
L Camp Atterbury	35-36
W Camp Breckenridge	52-31
W Camp Breckenridge	40-28
W Freeman Field	49-36
W Manchester	48-35
W Wabash	45-37
W Franklin	42-31
W Wabash	41-38
W EARLHAM	48-45
L Stout Field	42-46
W MANCHESTER	63-44
W CAMP ATTERBURY	43-37
L Camp Breckenridge	34-38
L Earlham	39-42
L Ball State	36-64

Varsity Award Winners: Eugene Bland, Ray Bottema, Leroy Compton, Gerald DeWitt, Patrick Hogan, Lee Hummell, Robert King, Patrick Robbins, Ray Rodebeck, Herod Toon, Robert Windhurst.

1945-46

Record: 12-8

Coach: Paul D. Hinkle
Captain: Arthur Cook

W MANCHESTER	48-43
W WABASH	45-35
L at Illinois Wesleyan	45-52
W BALL STATE	47-40
W at Miami (Ohio)	47-40
W DePAUW	48-44
L LOUISVILLE	41-51
W MIAMI (OHIO)	37-35
L INDIANA	47-58
W at Earlham	42-40
W ILLINOIS WESLEYAN	73-50
W at Wabash	38-36
L at DePauw	45-49
L VALPARAISO	50-55
W at Franklin	38-35
W EARLHAM	62-53
L at Ball State	35-60
L at Louisville	33-79
L at Valparaiso	49-85
W FRANKLIN	61-48

Varsity Award Winners: Art Cook, Jerry Cranny, Marion Fine, Norman Hartman, John Humbert, Herod Toon.

1946-50 - Mid-American Conference

1946-47

Record: 16-7

Coach: Paul D. Hinkle
Captain: Herod Toon

L WISCONSIN	52-60
W PITTSBURGH	41-39
W CINCINNATI*	58-53
W CANTERBURY	59-54
L at Northwestern	40-44
W INDIANA	52-41
W WESTERN RESERVE*	77-60
L at Notre Dame	40-86
W DePAUW	65-61
W at Western Reserve*	56-53
W VALPARAISO	55-43
W OHIO STATE	54-50
W WAYNE STATE (MICH.)*	79-26
W OHIO*	80-70
L NOTRE DAME	60-73
W at Wabash	53-40
W at Valparaiso	68-44
W WABASH	63-49
L at DePauw	39-49
W PURDUE	OT 56-48
W at Wayne State (Mich.)*	57-49
L at Ohio*	53-62
L at Cincinnati*	51-61

MVP: Charles Maas
Varsity Award Winners: John Barrowcliff, Jerry Cranny, James Doyle, Robert Evans, William Larsen, Charles Maas, Ralph O'Brien, William Shepherd, Herod Toon, Lloyd Olcott (Mgr.).
*MAC Game.

1947-48

Record: 14-7

Coach: Paul D. Hinkle
Captain: Herod Toon

L at Northwestern	51-52
L at Wisconsin	53-61
W ST. JOSEPH'S	67-49
W CANTERBURY	52-30
W PURDUE#	52-50
W INDIANA#	64-51
L at Notre Dame	47-71
W WABASH	62-38
W at DePauw	67-42
W VALPARAISO	61-45

W at Ohio State	57-47
L at Cincinnati*	53-72
W OHIO*	59-35
L NOTRE DAME	52-53
W at Ohio*	47-42
W WESTERN RESERVE*	70-40
L at Wabash	31-46
L CINCINNATI*	56-58
W at Valparaiso	61-57
W DePAUW	49-43
W at Western Reserve*	61-50

MVP: James Doyle
Varsity Award Winners: John Barrowcliff, Marvin Cave, Jerry Cranny, James Doyle, Robert Evans, Charlie Maas, Ralph O'Brien, William Shepherd, Herod Toon, Marvin Wood, Charles Chambers (Mgr.).
#Hoosier Classic.
*MAC Game.

1948-49

Record: 15-5

Coach: Paul D. Hinkle
Captain: Charlie Maas

L at Illinois	62-67
L at Ohio State	48-60
W INDIANA STATE	52-49
W WABASH	59-35
W Long Island%	63-54
W INDIANA#	64-55
W PURDUE#	47-43
W INDIANA CENTRAL	42-39
W DePAUW	63-36
W at Miami (Ohio)*	59-38
W CINCINNATI*	74-52
L at Notre Dame	58-60
W at Ohio*	54-53
W MIAMI (OHIO)*	53-48
W NOTRE DAME	68-54
W OHIO*	72-41
W at Wabash	51-42
W WESTERN MICHIGAN*	88-52
W at DePauw	56-49
W WESTERN RESERVE*	79-42
L at Cincinnati*	44-49
W at Western Michigan*	70-58
L at Western Reserve*	61-66

MVP: Ralph "Buckshot" O'Brien
Varsity Award Winners: Dee Baker, John Barrowcliff, Ralph Chapman, James Doyle, Robert Evans, Walter Fields, Charles Maas, Robert Mehl, Ralph O'Brien, William Shepherd, Marvin Wood, Tom McClain (Mgr.).
%Madison Square Garden, New York, NY
#Hoosier Classic.
*MAC Game.

1949-50

Record: 12-12

Coach: Paul D. Hinkle
Captain: Ralph Chapman

L ILLINOIS	55-60
L OHIO STATE	65-67
L at Michigan	48-73
W WABASH	55-49
W EVANSVILLE	53-48
W PURDUE#	57-52
L INDIANA#	57-68
L at Notre Dame	33-54
W DePAUW	50-49
L at Miami (Ohio)*	48-50
W WESTERN RESERVE*	70-56
L at Indiana	49-57
L CINCINNATI*	56-64
W NOTRE DAME	63-57
W at Wabash	51-42
W OHIO*	70-49
W at Western Reserve*	76-46
L at DePauw	62-64



All-Time Results

W WESTERN MICHIGAN* 68-49
 L at Cincinnati* 53-55
 W MIAMI (OHIO)* 48-46
 L at Western Michigan* 57-70
 W at Ohio* 64-56
 L at Ohio State 65-66
MVP: Ralph "Buckshot" O'Brien
Varsity Award Winners: Dee Baker, Orvis Burdsall, Ralph Chapman, Reggie Crockett, James Doyle, John Hall, Ralph O'Brien, Waller O'Brien, Gene Stohler, Marvin Wood, Tom McClain (Mgr.).
 *MAC Game.
 #Hoosier Classic.

1950-79 - Indiana Collegiate Conference

1950-51
Record: 5-19

Coach: Paul D. Hinkle
Captain: Orvis Burdsall
 L at Ohio State 50-72
 L NORTHWESTERN 60-70
 W IOWA 54-51
 L at Wabash 49-54
 L MICHIGAN 37-58
 L INDIANA# 46-61
 L PURDUE# 59-65
 L at Evansville* 61-82
 L at Illinois 52-88
 L EVANSVILLE* 37-52
 L at Notre Dame 48-55
 W BALL STATE* 59-54
 W at St. Joseph's* 63-48
 W WABASH 58-57
 L INDIANA STATE* 52-56
 L VALPARAISO* 60-64
 L NOTRE DAME 65-75
 L at Wisconsin 35-60
 L at Valparaiso* 76-80
 L at Indiana State* 46-65
 L at DePauw* 53-61
 W ST. JOSEPH'S* 63-55
 L at Ball State* 46-65
 L DePAUW* 36-46

MVP: Orvis Burdsall
All-Conference Players: Orvis Burdsall
Varsity Award Winners: Paul Bevelhimer, Orvis Burdsall, Art Fougerousse, John Hall, Bob Jackson, Jim Rosenstihl, Flavian Weidekamp, Bob Lincks (Mgr.).
 #Hoosier Classic.
 *ICC Game.

1951-52
Record: 12-12

Coach: Paul D. Hinkle
Captain: Orvis Burdsall
 L at Northwestern 57-93
 L ILLINOIS 57-68
 L at Ohio State 74-75
 W at Michigan 63-53
 L WABASH 58-60
 L PURDUE# 51-55
 L INDIANA# 71-87
 W at Evansville* 73-58
 W DePAUW* 68-61
 L at Notre Dame 49-55
 L INDIANA STATE* OT 52-54
 W at Wabash 77-66
 W at Valparaiso* 51-49
 W EVANSVILLE* 71-65
 L at Iowa 57-58
 L WISCONSIN 60-62
 W BALL STATE* 61-57
 L NOTRE DAME 48-52
 W at Indiana State* 51-49
 W ST. JOSEPH'S* 89-48

W at DePauw* 70-55
 L VALPARAISO* 55-75
 W at St. Joseph's* 60-54
 W at Ball State* 59-46
MVP: Orvis Burdsall
All-Conference Players: Jim Crosley, Orvis Burdsall
Varsity Award Winners: Orvis Burdsall, Dick Cranny, Jim Crosley, Charles Englerth, Keith Greve, Don Holloway, Mike Radkovic, Ray Stewart, George Theofanis, Bob Lincks (Mgr.).
 #Hoosier Classic.
 *ICC Game.

1952-53
Record: 14-9

Coach: Paul D. Hinkle
Captain: Mike Radkovic
 L at Iowa 52-62
 W PURDUE 67-61
 W OHIO STATE 63-60
 L at Illinois 58-75
 L at Northwestern 72-90
 L NOTRE DAME 49-63
 W at Michigan 67-63
 W at Evansville* 74-61
 W DePAUW* 93-68
 W at Wabash 65-53
 W INDIANA STATE* 78-64
 L at St. Joseph's* 57-72
 W at Valparaiso* 80-74
 W WABASH 77-58
 W EVANSVILLE* 74-70
 L at Indiana 70-105
 L at Notre Dame 58-80
 W BALL STATE* 82-52
 L at Indiana State* 51-56
 W ST. JOSEPH'S* 85-64
 W at DePauw* 75-67
 W VALPARAISO* 75-53
 L at Ball State* 54-77

MVP: Keith Greve
All-Conference Players: Keith Greve
Varsity Award Winners: Jim Crosley, Norm Ellenberger, Keith Greve, Don Holloway, Jack MacKenzie, Harry Porter, Mike Radkovic, Robert Reed, Ray Stewart, Robert Kaiser (Mgr.).
 *ICC Game.

1953-54
Record: 13-12

Coach: Paul D. Hinkle
Captain: Jim Crosley
 L at Wisconsin 54-70
 L OHIO STATE 78-93
 L at Illinois 48-80
 L #1 INDIANA 57-76
 W at Purdue 67-65
 W MICHIGAN 81-77
 W WABASH 71-63
 L at Northwestern 57-70
 L RIO GRANDE 68-81
 W at Wabash 77-75
 W DePAUW* 74-64
 L EVANSVILLE* 53-64
 L at Indiana State* 49-60
 W NORTHWESTERN 78-60
 W at Valparaiso* 87-67
 W ST. JOSEPH'S* 85-59
 L at Notre Dame 58-95
 L at St. Joseph's* 67-84
 W BALL STATE* 75-73
 W at Evansville* 79-67
 W INDIANA STATE* 85-70
 L at DePauw* 73-84
 L NOTRE DAME 56-81
 W VALPARAISO* 65-63

W at Ball State* 78-75
MVP: Jim Crosley
All-Conference Players: Jim Crosley, Keith Greve
Varsity Award Winners: Jim Crosley, Norm Ellenberger, Jack Frayman, Keith Greve, Jim Howell, Lodie Labda, Jack MacKenzie, John Mustain, Harry Porter, Bob Reed, Dave Scheetz.
 *ICC Game.

1954-55
Record: 10-14

Coach: Paul D. Hinkle
Captain: Don Holloway
 L at Illinois 34-88
 L at Ohio State 80-98
 W WABASH 79-67
 L at Michigan 56-71
 L PURDUE 54-82
 W NORTHWESTERN 83-62
 L at Northwestern 74-81
 L at Notre Dame 58-83
 W DePAUW* 76-52
 L at Wabash 62-83
 W at Indiana State* 72-59
 W EVANSVILLE* 75-73
 L WISCONSIN 53-57
 L at St. Joseph's* 49-72
 L at Valparaiso* 57-67
 L at Indiana 56-87
 L at Evansville* 75-83
 W BALL STATE* 75-73
 W ST. JOSEPH'S* 80-72
 W INDIANA STATE* 79-60
 L NOTRE DAME 71-81
 W at DePauw* 68-47
 W VALPARAISO* 80-67
 L at Ball State* 65-83

MVP: Don Holloway
Varsity Award Winners: Wally Cox, Joe Ditmire, Henry Foster, Jack Frayman, Ted Guzek, Don Holloway, Beryl Kouns, Mark Peterman, Bobby Plump, Dave Scheetz.
 *ICC Game.

1955-56
Record: 14-9

Coach: Paul D. Hinkle
Captain: Dave Scheetz
 W at Wisconsin 67-63
 L OHIO STATE 51-73
 L at Illinois 75-107
 W WABASH 86-63
 W MICHIGAN 63-57
 L at Purdue 59-67
 L INDIANA 70-94
 W PRINCETON 89-70
 L at Notre Dame 69-83
 W DePAUW* 72-68
 L at St. Joseph's* 75-77
 L EVANSVILLE* OT 77-82
 W at Indiana State* 66-64
 W BALL STATE* 69-59
 L at Evansville* 77-93
 W VALPARAISO* 89-66
 L at Valparaiso* 40-63
 W NOTRE DAME 81-74
 W at Wabash 84-70
 W INDIANA STATE* 87-73
 W DePAUW* 77-69
 W ST. JOSEPH'S* 74-58
 W at Ball State* 84-74

MVP: Dave Scheetz
All-Conference Players: Ted Guzek
Varsity Award Winners: Wally Cox, Joe Ditmire, Henry Foster, Ted Guzek, Sheddric Mitchell, Mark Peterman, Bobby Plump, Leon Radenbacher, Dave Scheetz, John

Wells (Mgr.).
 *ICC Game.

1956-57
Record: 11-14

Coach: Paul D. Hinkle (8 games), Bob Dietz (last 17 games)
Captain: Mark Peterman
 L at Ohio State 82-98
 W WISCONSIN 54-50
 L at Illinois 81-98
 W WABASH 80-53
 L at Indiana 68-73
 L at Michigan 77-84
 W MICHIGAN STATE OT 83-79
 L PURDUE 79-83
 L UCLA 71-82
 W DENVER 72-69
 W at Notre Dame 86-84
 L at St. Joseph's* 67-83
 W EVANSVILLE* 89-87
 W at DePauw* 70-64
 W INDIANA STATE* 92-74
 L at Evansville* 72-81
 L ST. JOSEPH'S* 67-68
 L at Valparaiso* 67-78
 W BALL STATE* 79-68
 L at Wabash 67-77
 L NOTRE DAME 65-70
 W VALPARAISO* 61-50
 L at Indiana State* 55-67
 W DePAUW* 77-68
 L at Ball State* 67-78

MVP: Bobby Plump
All-Conference Players: Ted Guzek, Bobby Plump
Varsity Award Winners: Wally Cox, Vic Edwards, Henry Foster, Ted Guzek, Phil Jung, Sheddric Mitchell, Mark Peterman, Bobby Plump, Ray Riley, George Theofanis.
 *ICC Game.

1957-58
Record: 16-10

Coach: Paul D. Hinkle
Captain: Keith Greve
 L at Michigan State 55-74
 W FORT KNOX 90-64
 W at Ohio State OT 77-73
 L at Illinois 75-91
 W WABASH 73-63
 L at Wisconsin 58-59
 W MICHIGAN 85-65
 W INDIANA# 84-78
 L PURDUE# 78-83
 L FRESNO STATE 75-85
 L at Notre Dame 72-83
 L at St. Joseph's* 62-64
 W EVANSVILLE* 101-76
 W at DePauw* 70-64
 W INDIANA STATE* 91-71
 L at Evansville* OT 85-89
 W ST. JOSEPH'S* 89-81
 W VALPARAISO* 83-63
 W BALL STATE* 91-79
 W at Wabash 79-68
 L NOTRE DAME 81-90
 W at Valparaiso* 81-73
 W at Indiana State* 2OT 93-87
 W DePAUW* 76-60
 W at Ball State* OT 82-76
 L St. John's (N.Y.)* 69-76

MVP: Bobby Plump
All-Conference Players: Keith Greve, Bobby Plump
Varsity Award Winners: Wally Cox, Ray Craft, Keith Greve, Ted Guzek, Mike Leffler, William Miller, Ken Pennington, Bob Plump, William Scott.



All-Time Results

#Hoosier Classic.
%NIT, New York, N.Y.
*ICC Game.

1958-59

Record: 19-9

Coch: Paul D. Hinkle

Captain: Ken Pennington, Bill Scott

L at Illinois	79-103
L WABASH	55-56
L at #15 Michigan State	46-72
L at Michigan	70-86
L OHIO STATE	69-81
W DARTMOUTH	OT 79-74
W #5 TENNESSEE	81-66
L PURDUE#	65-78
W INDIANA#	81-76
W WISCONSIN	69-55
W NAVY	59-58
W at Notre Dame	62-60
W EVANSVILLE*	78-75
W at DePauw*	73-61
W INDIANA STATE*	56-54
L at Evansville*	OT 78-85
W ST. JOSEPH'S*	86-76
W at Wabash	79-68
W at Valparaiso*	65-64
W BALL STATE*	77-67
W at St. Joseph's*	88-75
W VALPARAISO*	80-68
W NOTRE DAME	3OT 92-89
L at Indiana State*	2OT 87-88
W DePAUW*	76-68
W at Ball State*	85-73
W Fordham%	94-80
L Bradley%	77-83

MVP: Bill Scott

All-Conference Players: Ken Pennington, Bill Scott

Varsity Award Winners: Jim Barrick, Orville Bose, Earl Engle, Dick Haffner, John Jones, Mike Leffler, Bill Miller, John Moses, Ken Pennington, Larry Ramey, Bill Scott.

#Hoosier Classic.

%NIT, New York, N.Y.

*ICC Game.

1959-60

Record: 15-11

Coch: Paul D. Hinkle

Captain: Ken Pennington

W at Wisconsin	88-82
L at Illinois	75-83
W WABASH	62-55
L at Ohio State	66-99
W MICHIGAN	85-63
L OHIO STATE	68-96
W UCLA	79-73
L INDIANA#	85-91
W PURDUE#	73-69
L MICHIGAN STATE	80-85
L at Bradley	66-86
L at Notre Dame	51-76
L EVANSVILLE*	50-71
W at DePauw*	79-67
W INDIANA STATE*	82-52
W at St. Joseph's*	105-97
W ST. JOSEPH'S*	92-60
L at Wabash	5OT 108-110
W VALPARAISO*	74-60
W BALL STATE*	73-56
L at Evansville*	69-86
W at Valparaiso*	89-72
L NOTRE DAME	62-79
W at Indiana State*	84-66
W DePAUW*	69-66
W at Ball State*	100-72

MVP: Ken Pennington

All-Conference Players: Orville Bose,

Ken Pennington

Varsity Award Winners: Jim Barrick, Orville Bose, Dick Buck, Ken Freeman, Dick Haffner, Dick Haslam, Ken Pennington, Jerry Petty, Larry Ramey.

*ICC Game.

#Hoosier Classic.

1960-61

Record: 15-11

Coch: Paul D. Hinkle

W WISCONSIN	73-58
L Michigan State	OT 71-77
L at Illinois	52-84
W at Michigan	68-56
L #2 BRADLEY	65-71
L at Southern California#	56-66
L at UCLA*	61-73
L WABASH	61-68
W ILLINOIS%	70-68
W PURDUE%	65-63
W YALE	71-64
L at Notre Dame	56-72
W EVANSVILLE*	93-82
W at DePauw*	77-72
W INDIANA STATE*	93-67
W at St. Joseph's*	73-63
W ST. JOSEPH'S*	107-64
L NOTRE DAME	69-74
W at Valparaiso*	90-81
W BALL STATE*	82-73
L at Wabash	61-74
L at Evansville*	74-92
W VALPARAISO*	95-74
L at Indiana State*	71-74
W DePAUW*	83-65
W at Ball State*	73-59

MVP: Gerry Williams

All-Conference Players: Tom Bowman, Gerry Williams

Varsity Award Winners: Jess Blackwell, Tom Bowman, Leo Blackwell, Dick Haslam, Larry Ramey, John Weber, Gerry Williams, Don Wilson, Robert Angell (Mgr.).

#L.A. Sports Center.

*ICC Game.

%Hoosier Classic.

1961-62

Record: 22-6

Coch: Paul D. Hinkle

Captain: Dick Haslam

L at Illinois	72-82
W NEW MEXICO STATE	77-56
W MICHIGAN	69-61
W at Bradley	80-77
L at Purdue	57-65
L at DePauw*	69-85
L MICHIGAN STATE	72-77
W ILLINOIS WESLEYAN	73-65
W TOLEDO	74-61
W PRINCETON	63-58
W EVANSVILLE*	75-66
W at Notre Dame	83-67
W WABASH	68-49
W INDIANA STATE*	78-75
W at St. Joseph's*	75-65
W ST. JOSEPH'S*	89-55
W VALPARAISO*	92-70
W BALL STATE*	61-58
W at Wabash	90-67
W at Evansville*	92-87
L at Valparaiso*	52-60
W NOTRE DAME	86-77
W at Indiana State*	63-61
W DePAUW*	80-72
W at Ball State*	OT 87-86
W #8 Bowling Green State#	56-55
L #3 Kentucky##	60-81
W Western Kentucky##	OT 87-86

MVP: Tom Bowman

All-Conference Players: Jeff Blue, Tom Bowman, Gerry Williams

Varsity Award Winners: Jeff Blue, Bob Bortoff, Tom Bowman, Leo Braun, Erv Bultman, Earl Engle, Ken Freeman, Dick Haslam, Larry Johnson, Dan Kaufman, Gordon Pope, Larry Shook, John Weber, Gerry Williams, Don Wilson, Leroy Blocher (Mgr.).

*ICC Game.

#NCAA Tournament, Lexington, Ky.

##NCAA Tournament, Iowa City, Ia.

1962-63

Record: 16-10

Coch: Paul D. Hinkle

L at #8 Illinois	49-66
L at Toledo	57-73
L UTAH STATE	74-80
W at Michigan	70-69
L BRADLEY	81-87
L at Purdue	78-93
L UCLA	68-81
W NOTRE DAME	66-59
L OHIO STATE	62-66
W DARTMOUTH	89-55
W at St. Joseph's*	70-61
W VALPARAISO*	82-58
L at Indiana State*	56-76
W WABASH	75-54
L at Notre Dame	54-80
W BALL STATE*	77-60
W at DePauw*	70-59
W SOUTHERN ILLINOIS	70-58
W INDIANA STATE*	69-65
L at Evansville*	60-78
W at Ball State*	74-66
W ST. JOSEPH'S*	78-56
W at Valparaiso*	75-58
W at Wabash	92-60
W EVANSVILLE*	79-74
W DePAUW*	79-71

MVP: Jeff Blue

All-Conference Players: Jeff Blue

Varsity Award Winners: Jeff Blue, Tom Bowman, Gregg Ferrin, Ron Iwema, Jack Krebs, Gordon Pope, Dave Sanders, Larry Shook, Gerry Williams, Gary Butcher (Mgr.), Leroy Blocher (Mgr.).

*ICC Game.

1963-64

Record: 13-13

Coch: Paul D. Hinkle

Captain:

L ILLINOIS	52-59
L at Ohio State	68-74
L at Southern California#	62-74
L at UCLA#	65-80
L MICHIGAN	70-80
W PURDUE	65-59
L at Illinois	53-74
W TOLEDO	82-61
L MICHIGAN STATE	65-76
W at St. Joseph's*	67-62
W VALPARAISO*	95-84
W at Indiana State*	69-61
W WABASH	80-52
W BALL STATE*	79-74
W at DePauw*	89-64
L at Bradley	68-77
W INDIANA STATE*	80-61
L NOTRE DAME	64-72
L at Evansville*	73-83
L at Ball State*	73-90
W at Wabash	76-67
W ST. JOSEPH'S*	78-62
W at Valparaiso*	83-76
L at Notre Dame	73-90
L EVANSVILLE*	62-70

W DePAUW*

73-71

MVP: Jeff Blue

All-Conference: Jeff Blue

Varsity Award Winners: Jeff Blue, Mike Blue, Mike Chapman, Gregg Ferrin, Don Flederjohn, Dick Green, Ron Iwema, Tom Jones, Dave Sanders, Larry Shade, Gary Butcher (Mgr.).

*ICC Game.

#L. A. Sports Center.

1964-65

Record: 11-15

Coch: Paul D. Hinkle

Captain:

W WABASH	93-80
L at Utah State	84-88
L at Utah	66-95
L at Ohio State	66-67
L PURDUE	64-80
W MICHIGAN STATE	90-89
W TULANE	84-67
L at #1 Michigan	81-99
L at Toledo	62-84
W AKRON	79-58
L DePAUW*	88-90
L EVANSVILLE*	71-79
W ST. JOSEPH'S*	79-72
W at Wabash	90-70
L at Ball State*	72-85
L at Notre Dame	57-94
W BRADLEY	80-74
L INDIANA STATE*	74-81
W at St. Joseph's*	99-84
L at Valparaiso*	74-80
L NOTRE DAME	72-94
W VALPARAISO*	85-69
L at Evansville*	73-84
L at Indiana State*	85-87
W BALL STATE*	102-97
W at DePauw*	115-97

MVP: David Sanders

All-Conference: David Sanders

Varsity Award Winners: Mike Chapman, Ron Iwema, Tom Jones, Dave Sanders, Larry Shade, Lon Showley, Gary Butcher (Mgr.).

*ICC Game.

1965-66

Record: 16-10

Coch: Paul D. Hinkle

Captain: Larry Shade

L at Illinois	74-88
W SOUTHERN CALIFORNIA	77-75
L OHIO STATE	74-75
L at Michigan State	56-75
L at Purdue	77-84
L at Bradley	70-73
W INDIANA STATE***	76-70
W #3 MICHIGAN	79-64
W OKLAHOMA	65-63
W TOLEDO	89-79
W YALE	75-67
W ST. JOSEPH'S*	86-65
L at Evansville*	68-104
W WABASH	101-73
L at Valparaiso*	83-89
W at Ball State*	75-71
W DePAUW*	107-63
W NOTRE DAME	90-67
L at Indiana State*	90-108
W EVANSVILLE*	110-83
L at Notre Dame	61-84
W VALPARAISO*	93-91
W at Wabash	96-71
L BALL STATE*	65-75
W at St. Joseph's*	99-84
W at DePauw*	83-69

MVP: Larry Shade



All-Time Results

All-Conference Players: Ed Schilling
Varsity Award Winners: Bill Brown, Gene Milner, Jim Petty, Ron Salatich, Ed Schilling, Larry Shade, Lon Showley, Ed Clark (Mgr.).
 *ICC Game.

***Coach Hinkle's 500th career win.

1966-67

Record: 9-17

Coach: Paul D. Hinkle
Captain: Ed Schilling

L at Ohio State	67-74
L at Illinois	51-82
W WIS.-MILWAUKEE	97-86
L PURDUE	98-99
L at Michigan	80-91
L WESTERN KENTUCKY	68-81
W NORTHERN ILLINOIS	81-70
W BRADLEY	78-74
L at Toledo	76-86
L CORNELL	64-69
W BALL STATE*	95-93
L at Valparaiso*	73-102
W at Wabash	89-71
W at St. Joseph's*	63-59
L EVANSVILLE*	71-75
L at Indiana State*	75-83
W ST. JOSEPH'S*	84-71
L NOTRE DAME	80-101
L at DePauw*	76-80
L WABASH	71-81
W VALPARAISO*	82-72
L at Ball State*	71-72
L at Notre Dame	48-57
W at Evansville*	68-65
L DePAUW*	61-62
L INDIANA STATE*	85-88

MVP: Doug Wininger
Varsity Award Winners: Bill Brown, Gary Cox, Bruce Hazlett, Jim Hohlt, Garry Hoyt, Bill Mauck, Gene Milner, John Neil, Ron Salatich, Ed Schilling, Mickey Scott, Doug Wininger, Ed Clark (Mgr.).
 *ICC Game.

1967-68

Record: 11-14

Coach: Paul D. Hinkle
Captain: Doug Wininger

L at Illinois	57-75
L at Northwestern	69-87
L at Oklahoma	75-79
L at Western Kentucky	58-76
W MICHIGAN STATE	65-55
W TOLEDO	73-70
W PURDUE	76-59
L OHIO STATE	69-71
L at Michigan	76-93
L MURRAY STATE	74-86
L at Ball State*	65-78
W VALPARAISO*	77-63
L at St. Joseph's*	70-87
L at Evansville*	64-92
W INDIANA STATE*	86-85
L at Notre Dame	77-82
W ST. JOSEPH'S*	101-61
W at Wabash	62-60
L DePAUW*	66-68
W WABASH	74-73
W at Valparaiso*	79-76
W BALL STATE*	89-81
W EVANSVILLE*	89-82
L at DePauw*	68-81
L at Indiana State*	55-83

MVP: Doug Wininger
All-Conference: Doug Wininger
Varsity Award Winners: Gary Cox, Clarence Harper, Garry Hoyt, William Mauck, John Neil, Steve Norris, Robert Schroeder, Doug Wininger, Jack Kokinda

(Mgr.).
 *ICC Game.

1968-69

Record: 11-15

Coach: Paul D. Hinkle

L at Illinois	66-105
L NORTHWESTERN	69-73
L at Purdue	55-93
L at Michigan State	50-70
W WESTERN KENTUCKY	67-65
L WEBER STATE	71-91
L at Ohio State	71-74
L MICHIGAN	79-101
W NEW MEXICO	OT 81-80
L at Ball State	64-75
W INDIANA STATE	74-72
L at Notre Dame	73-76
L at Valparaiso*	68-75
W at Evansville*	88-85
W DePAUW*	86-73
L at St. Joseph's*	69-70
W WABASH	82-71
W BALL STATE	95-75
W at Indiana State	90-80
W at Wabash	74-59
W VALPARAISO*	80-78
L EVANSVILLE*	83-96
L NOTRE DAME	90-94
L at DePauw*	OT 87-94
W ST. JOSEPH'S*	OT 87-81
L at Toledo	68-96

MVP: Steve Norris
All-Conference Players: Garry Hoyt, Steve Norris
Varsity Award Winners: Dave Bennett, Steve Hardin, Clarence Harper, Garry Hoyt, Scott Neat, Steve Norris, Bob Schroeder, John Seal, Jon Spadorcia.
 *ICC Game.

1969-70

Record: 15-11

Coach: Paul D. Hinkle
Captain: Steve Norris

L at Illinois	67-83
L OHIO STATE	89-112
L at Purdue	64-100
L at Western Kentucky	61-96
W IDAHO STATE	85-69
W MICHIGAN STATE	81-60
L TOLEDO	73-74
W MURRAY STATE	72-69
W PEPPERDINE	92-85
L at Michigan	65-105
W BALL STATE	88-82
L at Indiana State	OT 100-104
W VALPARAISO*	95-80
W WABASH	88-71
W EVANSVILLE*	94-88
L at DePauw*	89-90
W ST. JOSEPH'S*	103-90
W ORAL ROBERTS	108-96
W at Ball State	102-95
L INDIANA STATE	OT 91-93
W at Wabash	106-91
W at Valparaiso*	99-87
W at Evansville*	99-87
W DePAUW*	111-86
L at St. Joseph's*	77-79
L NOTRE DAME	114-121

MVP: Steve Norris
All-Conference Players: Steve Norris, Bill Shepherd
Varsity Award Winners: Dave Bennett, Doug Ferguson, Floyd Garrott, John Marsh, Steve Norris, Joe Pearson, Larry Radecki, Bob Schroeder, John Seal, Bill Shepherd, Phil Fortmeyer (Mgr.).
 *ICC Game.



George Theofanis
 1970-77

1970-71

Record: 10-16

Coach: George Theofanis
Captain: Dave Bennett

L at Illinois	102-113
W VA. COMMONWEALTH	99-97
L at New Mexico	86-94
L at Arizona	92-108
L at Northwestern	79-98
W EARLHAM	95-87
L at Michigan State	75-99
L WESTERN KENTUCKY	90-100
L at Ohio State	77-96
L at Indiana	94-111
W YALE	96-77
W at Ball State	104-96
L at Evansville*	73-91
W DePAUW*	98-82
L at Indiana State	90-98
L TOLEDO	67-77
L at St. Joseph's*	85-88
W VALPARAISO*	91-86
W BALL STATE	91-85
L at Notre Dame	81-93
W at DePauw*	88-75
L EVANSVILLE*	90-102
W WABASH	98-80
W ST. JOSEPH'S*	92-78
L at Valparaiso*	82-95
L INDIANA STATE	85-89

MVP: Oscar Evans, Bill Shepherd
All-Conference Players: Dave Bennett, Oscar Evans, Bill Shepherd
Varsity Award Winners: Dave Bennett, Clarence Crain, Kent Ehret, Oscar Evans, Floyd Garrott, Dave Hohlt, Jim Hurt, Bill Shepherd, Mike Watson.
 *ICC Game.

1971-72

Record: 6-20

Coach: George Theofanis
Captain: Oscar Evans, Bill Shepherd

L at Illinois	71-73
L DRAKE	77-87
L INDIANA CENTRAL	95-105
L at Minnesota	56-77
W at Wabash	77-65
L at Western Kentucky	69-91
L #10 OHIO STATE	70-82
L MICHIGAN STATE	71-77
L INDIANA	74-85
W CINCINNATI	79-75
L at Ball State	85-92
L at Evansville*	92-105
W DePAUW*	78-75
L TEXAS	OT 82-87

L at Toledo	55-78
L INDIANA STATE	66-81
L ORAL ROBERTS	107-118
L at St. Joseph's*	77-87
W BALL STATE	88-86
L VALPARAISO*	73-91
W Indiana State	84-80
W at DePauw*	78-76
L EVANSVILLE*	93-98
L at #2 Marquette	76-90
L ST. JOSEPH'S*	73-84
L at Valparaiso*	77-99

MVP: Bill Shepherd
All-Conference Players: Oscar Evans, Bill Shepherd, Daryl Mason
Varsity Award Winners: Bruce Blomberg, Clarence Crain, Kent Ehret, Oscar Evans, Dave Holt, James Hurt, Daryl Mason, Marty Monserez, John Randel, Bill Shepherd.
 *ICC Game.

1972-73

Record: 14-12

Coach: George Theofanis
Captain: Clarence Crain

W NORTHWESTERN	65-61
L at Drake	68-83
L at Louisville	67-90
W OCCIDENTAL	78-53
W WESTERN KENTUCKY	OT 88-82
L at Ohio State	55-86
W TOLEDO	72-68
W BALL STATE	102-70
L INDIANA STATE	56-70
W at Evansville*	77-67
L #3 MARQUETTE	66-67
W at Indiana Central*	71-54
L VALPARAISO*	63-65
L at St. Joseph's*	66-71
W WABASH*	90-68
W AIR FORCE	61-56
W DePAUW*	87-58
W at Wabash*	72-67
L at Notre Dame	62-89
W EVANSVILLE*	76-74
W at DePauw*	62-59
L at Indiana State	64-68
W INDIANA CENTRAL*	74-66
L ST. JOSEPH'S*	69-70
L Cincinnati	57-83
L at Valparaiso*	53-75

MVP: Clarence Crain
All-Conference Players: Daryl Mason, Clarence Crain, Kent Ehret
Varsity Award Winners: Clarence Crain, Kent Ehret, Bill Lynch, Daryl Mason, Marty Monserez, John Randel, Dave Speckman, Jeff Williams.
 *ICC Game.

1973-74

Record: 14-12

Coach: George Theofanis
Captain: Daryl Mason, Marty Monserez

W SW MISSOURI	59-58
W INDIANA STATE	71-62
L #9 LOUISVILLE	81-91
W MILLIKIN	93-71
L at Western Kentucky	96-104
L BALL STATE	2OT 80-83
L MINNESOTA	2OT 68-70
L OHIO STATE	63-77
W at Indiana State	75-62
L CREIGHTON	58-75
L at Toledo	68-94
W INDIANA CENTRAL*	85-69
L at #6 Marquette	54-73
W EVANSVILLE*	68-64
L VALPARAISO*	68-78
L at Ball State	82-86



All-Time Results

W at Wabash*	84-67
L at St. Joseph's*	64-70
W DePAUW*	53-44
L at Evansville*	60-93
W at Valparaiso*	72-67
W WABASH*	76-64
W ST. JOSEPH'S*	73-72
W at Indiana Central*	76-64
W SOUTH FLORIDA	68-60
W at DePauw*	76-64

MVP: Daryl Mason

All-Conference Players: Daryl Mason, Marty Monserez, Jeff Williams

Varsity Award Winners: Wayne Burris, John Dunn, Kyle Eggert, Carl Lile, Daryl Mason, Marty Monserez, Craig Reinhardt, Dave Speckman, Jeff Williams.
*ICC Game.

1974-75

Record: 10-16

Coach: George Theofanis

Captain: Jeff Williams

W CLEVELAND STATE	80-75
L at Ohio State	69-96
L AUBURN	71-74
W ILLINOIS STATE	79-78
W GEORGIA SOUTHERN	86-81
L BALL STATE	74-91
W TOLEDO	82-70
L #13 NOTRE DAME	83-93
L at Augustana (S.D.)	74-92
L at Creighton	60-73
L INDIANA STATE	67-75
W at Evansville*	77-72
W DePAUW*	69-56
L at Indiana Central*	64-65
L ST. JOSEPH'S*	74-84
W WABASH*	106-76
L at Valparaiso*	74-81
L at Ball State	59-79
L INDIANA CENTRAL*	59-67
L at St. Joseph's*	87-92
W at Wabash*	62-54
L #9 MARQUETTE	55-77
L VALPARAISO*	77-87
W EVANSVILLE*	OT 69-67
W at DePauw*	77-56
L at Indiana State	74-87

MVP: John Dunn

All-Conference Players: John Dunn

Varsity Award Winners: Wayne Burris, Barry Collier, John Dunn, Jeff Fehn, Carl Lile, Bill Lynch, Don McGlocklin, Jon McGlocklin, Craig Reinhardt, Rick Sexson, Dave Speckman, Jeff Williams.
*ICC Game.

1975-76

Record: 12-15

Coach: George Theofanis

Captain: Barry Collier, Bill Lynch

W OHIO STATE	70-67
L at Auburn	69-80
W INDIANA STATE	67-64
L ILLINOIS STATE	75-81
W BALL STATE	63-61
L at Toledo	56-69
L Creighton#	62-68
W Penn State#	63-50
L WESTERN KENTUCKY	62-76
W AUGUSTANA (S.D.)	91-73
L PURDUE%	57-81
W ST. FRANCIS (PA.)	67-63
W EVANSVILLE*	91-78
W VALPARAISO*	73-69
W at Wabash*	72-61
L at St. Joseph's*	50-51
L INDIANA CENTRAL*	56-59
L at DePauw*	65-69

L at Ball State	63-66
W WABASH*	67-56
L ST. JOSEPH'S*	77-78
W at Indiana Central*	68-67
L #10 NOTRE DAME%	79-92
W DePAUW*	92-52
L at Evansville*	64-79
L at Valparaiso*	81-82
L at Indiana State	54-60

MVP: Wayne Burris, Barry Collier

All-Conference Players: Barry Collier, Wayne Burris, Bill Lynch

Varsity Award Winners: Wayne Burris, Barry Collier, John Dunn, Jeff Fehn, Bill Lynch, Don McGlocklin, Jon McGlocklin, Tom Orner, Doug Pollock, Rick Sexson.
#Pillsbury Classic, Minneapolis, Minn.
%Market Square Arena, Indianapolis, Ind.
*ICC Game.

1976-77

Record: 13-14

Coach: George Theofanis

Captain: Wayne Burris, John Dunn

L at Ohio State	66-69
W BRADLEY	65-57
L at Purdue	56-77
L at Murray State	70-85
W LOYOLA	63-62
L Long Beach State#	50-63
W Grambling#	72-61
W SOUTH DAKOTA STATE	74-62
W BALL STATE	56-48
L XAVIER	OT 60-66
L TOLEDO	40-66
L at Ball State	59-66
W ST. JOSEPH'S*	84-75
L at Indiana State	67-90
W at Valparaiso*	64-59
L at Evansville*	65-74
W DePAUW*	83-74
W at Indiana Central*	84-76
W VALPARAISO*	65-60
L EVANSVILLE*	82-85
W at DePauw*	66-63
L at Notre Dame	74-97
W INDIANA CENTRAL*	53-52
L at St. Joseph's*	67-69
W at Wabash	71-64
L at Illinois State	75-83
L INDIANA STATE	65-80


MVP: Wayne Burris

All-Conference Players: Wayne Burris, John Dunn

ICC Player of the Year: Wayne Burris

ICC Coach of the Year: George Theofanis

Varsity Award Winners: Wayne Burris, John Dunn, Jeff Fehn, Larry Lubs, Bill Lynch, Don McGlocklin, Joe Maloney, Doug Mitchell, Tom Orner, Doug Pollock, Ed Thompson.
#Trojan Classic.
*ICC game.



Joe Sexson

1977-89

1977-78

Record: 15-11

Coach: Joe Sexson

Captain: Don McGlocklin, Doug Mitchell

L at DePaul	65-93
L at Toledo	56-68
L BALL STATE	79-88
L at Missouri#	66-87
L Northwestern#	78-82
L at Loyola	51-78
W at Western Kentucky	90-86
W XAVIER	61-55
W NORTHERN COLORADO	71-64
W EASTERN ILLINOIS	86-71
L NAVY	65-67
W INDIANA CENTRAL*	89-81
W at St. Joseph's*	58-56
W at Valparaiso*	66-63
W WABASH	93-56
W at DePauw	82-72
W at Indiana Central*	81-80
L at Bradley	82-98
W ST. JOSEPH'S*	76-60
W CENTRAL MICHIGAN	69-68
W ROBERT MORRIS	69-56
W DePAUW	74-69
W VALPARAISO*	81-75
L at Xavier	60-68
L at #3 Marquette	79-90
L at Wisconsin-Milwaukee	65-69

MVP: Tom Orner

All-Conference Players: Tom Orner, Doug Mitchell, Jeff Fehn, Don McGlocklin

ICC Player of the Year: Tom Orner

ICC Coach of the Year: Joe Sexson

Varsity Award Winners: John Carr, Jeff Fehn, Brian Harmsen, Todd Lickliter, Larry Lubs, Don McGlocklin, Joe Maloney, Doug Mitchell, Tom Orner, Doug Pollock, Ed Thompson, Doug Gerdt (Mgr.).
#Show Me Classic, Columbia, Mo.
*ICC Game.

1978-79 - Independent

1978-79

Record: 11-16

Coach: Joe Sexson

Captain: Doug Mitchell

W OHIO STATE	87-86
L at Missouri	65-75
L BALL STATE	62-67
L at Bradley	80-89
W at Central Michigan	69-62
L at Eastern Kentucky	81-104
L DePAUL	62-81
L at #20 Indiana State	71-109

L BOWLING GREEN	73-76
L WESTERN KENTUCKY	65-71
L at Dayton	61-73
W at Indiana Central	88-78
L ST. JOSEPH'S	68-73
W at Evansville	71-63
L at Ball State	72-80
W VALPARAISO	90-76
W LOYOLA	83-75
W XAVIER	56-54
L at Toledo	71-101
W INDIANA CENTRAL	93-76
W at Robert Morris	67-62
L at St. Joseph's	72-80
L EVANSVILLE	76-78
W DePAUW	99-80
L at Eastern Illinois	74-88
L at Xavier	72-73
W at Valparaiso	88-75

MVP: Tom Orner

Varsity Award Winners: John Carr, Brian Harmsen, Steve Hutson, Todd Lickliter, Larry Lubs, Joe Maloney, Mike Miller, Doug Mitchell, Tom Orner, Gary Raker, Frank Thomas, Ed Thompson.

1979-2012 - Midwestern Collegiate Conference/Horizon League

1979-80

Record: 12-15

Coach: Joe Sexson

Captain: Gary Raker

W EASTERN KENTUCKY	OT 93-92
L at #11 Purdue	60-83
L at Ball State	71-100
W BRADLEY	65-63
L #19 MISSOURI	60-64
L TOLEDO	66-76
L INDIANA STATE	55-71
L at Western Kentucky	62-66
W INDIANA CENTRAL	OT 73-62
L at St. Joseph's	88-90
W at Evansville*	56-55
L at Valparaiso	67-74
L at Loyola*	OT 106-107
W CARTHAGE	95-51
W DePAUW	93-65
L at St. Louis	79-100
L at Bowling Green	68-77
W VALPARAISO	77-64
W DAYTON	62-61
W XAVIER*	91-81
L at Oral Roberts*	89-101
W at Indiana Central	77-71
L at #1 DePaul	79-103
W WIS.-MILWAUKEE	83-69
L OKLAHOMA CITY	68-73
W ST. JOSEPH'S	102-85
L at Evansville**	67-80

MVP: Gary Raker, Tony Warren

All-MCC Players: Tony Warren

Varsity Award Winners: Dave Bastian, Claude Davis, Steve Hutson, Mike Miller, Lynn Mitchem, Dave Prenatt, Gary Raker, Andy Sexson, Frank Thomas, Tony Warren, Brett Hackworth (Mgr.).
**MCC Tournament, Evansville, Ind.

1980-81

Record: 5-22

Coach: Joe Sexson

Captain: Mike Miller, Steve Hutson

L at Eastern Kentucky	66-82
L MARIAN	56-58
L at Alabama-Birmingham	58-87
L Florida A & M#	77-83
L Appalachian State#	OT 73-75
L PURDUE	61-82
W ST. LOUIS	69-61



All-Time Results

L at Indiana State	69-77
W at Indiana Central	45-44
L BALL STATE	66-69
L at Oral Roberts*	68-72
L at Oklahoma City*	97-108
W XAVIER*	73-72
W INDIANA CENTRAL	72-56
L at Evansville*	58-73
W DePAUW	91-60
L LOYOLA*	66-68
L at Dayton	64-68
L at Xavier*	62-74
L EVANSVILLE*	66-70
L at Loyola*	77-87
L DETROIT*	72-83
L ORAL ROBERTS*	77-82
L OKLAHOMA CITY*	65-74
L #3 DePAUL	64-89
L at Valparaiso	63-86
L at Oklahoma City**	69-86

MVP: Lynn Mitchem
All-Conference Players: Lynn Mitchem (2nd Team)
Varsity Award Winners: Tom Butler, Jerry Dale, Claude Davis, Steve Hutson, Doug Mahurin, Mike Miller, Lynn Mitchem, Tim McRoberts, Chris Rodgers, Tony Warren.
**#Hatter Classic, Deland, Fla.*
***MCC Game.*
***MCC Tournament.*

1981-82
Record: 7-20

Coach: Joe Sexson
Captain: Claude Davis, Lynn Mitchem, Tony Warren

L EASTERN KENTUCKY	80-86
L at Purdue	46-75
L at Western Kentucky	65-96
W VALPARAISO	85-76
L at Indiana Central	69-81
L INDIANA STATE	55-57
L ST. LOUIS	82-86
L at Ohio State	48-66
L at Ball State	54-63
L WIS.-GREEN BAY	62-66
W XAVIER*	73-62
W at Oklahoma City*	58-46
L at Oral Roberts*	50-63
W INDIANA CENTRAL	67-57
W DETROIT*	68-61
L at Loyola*	73-98
L EVANSVILLE*	47-80
L DAYTON	70-58
L at St. Louis	80-61
L at Xavier*	53-72
L OKLAHOMA CITY*	52-55
L ORAL ROBERTS*	63-65
L at Detroit*	67-81
L LOYOLA*	60-78
L at Valparaiso	70-73
L at Evansville*	58-68
L Loyola**	71-88

MVP: Lynn Mitchem
All-MCC Players: Lynn Mitchem
Varsity Award Winners: Tom Butler, Claude Davis, Tim Haseley, Danny Jarrett, Greg Jones, John Jones, Tim McRoberts, Lynn Mitchem, Joe Richardson, Chris Rodgers, Tony Warren, Steve Peters (Mgr.).
**MCC game.*
***MCC Tournament, Tulsa, Okla.*

1982-83
Record: 15-13

Coach: Joe Sexson
Captain: Lynn Mitchem, Claude Davis

L at #4 Kentucky	53-90
L at Valparaiso	74-76
W SOUTHERN INDIANA	87-59

L at Indiana State	71-88
W INDIANA CENTRAL	82-70
L WESTERN KENTUCKY	OT 63-65
W SIU-EDWARDSVILLE	49-40
L at New Mexico#	61-72
L Weber State#	48-50
W BALL STATE	74-60
W at St. Louis*	57-51
L at Xavier*	49-51
W OKLAHOMA CITY*	55-35
L ORAL ROBERTS*	52-64
W at Detroit*	64-63
L LOYOLA*	73-84
W at Evansville*	OT 73-68
W XAVIER*	72-52
L at Dayton	57-75
W ST. LOUIS*	64-52
W at Indiana Central	90-80
W at Oklahoma City*	82-57
L at Oral Roberts*	69-75
L VALPARAISO	69-80
W DETROIT*	71-63
L at Loyola*	72-83
W EVANSVILLE*	78-69
L Evansville**	63-72

MVP: Lynn Mitchem
All-MCC Players: Lynn Mitchem, Tim McRoberts (2nd Team), Greg Jones (HM)
Varsity Award Winners: Mark Beam, Claude Davis, David Gilbreth, Tim Haseley, Larry Ikerd, Danny Jarrett, Greg Jones, Skip Jones, Tim McRoberts, Lynn Mitchem, Joe Richardson, Chris Rodgers, Tony Warren, Steve Peters (Mgr.).
#Lobo Invitational.
**MCC Game.*
***MCC Tournament, Evansville, Ind.*

1983-84
Record: 13-15

Coach: Joe Sexson
Captain: Tim McRoberts

W DePAUW	79-65
L at Wis.-Green Bay	OT 65-74
W VALPARAISO	56-44
W SOUTHERN INDIANA	78-68
W INDIANA STATE	OT 91-86
W INDIANA CENTRAL	76-72
L at Ball State	68-73
L Youngstown State#	79-90
L Drexel#	67-70
L at Indiana State	85-101
W at Loyola*	97-70
L at Detroit*	60-74
W EVANSVILLE*	74-55
L ST. LOUIS*	46-49
W at Oklahoma City*	75-62
L at Oral Roberts*	68-82
W XAVIER*	55-53
W at Indiana Central	94-76
W LOYOLA*	73-65
W DETROIT*	73-53
L at Evansville*	72-77
L at St. Louis*	65-66
L DAYTON*	OT 76-77
W OKLAHOMA CITY*	78-52
L ORAL ROBERTS*	100-105
L at Xavier*	68-78
L at Valparaiso	73-76
L Evansville**	65-70

MVP: Tim McRoberts
All-MCC Players: Tim McRoberts
MCC All-Freshman Team: Darrin Fitzgerald, Chad Tucker
MCC Coach of the Year: Joe Sexson
Varsity Award Winners: Danny Jarrett, Tim McRoberts, Tom Butler, Mike Burt, Dave Gilbreth, Tim Haseley, Larry Ikerd, Mark Beam, Greg Mackey, Darrin Fitzgerald, Mike Harper, Chad Tucker, Steve Peters (Mgr.).

#Cardinal Varsity Club Classic.
**MCC Game.*
***MCC Tournament, Chicago, Ill.*

1984-85
Record: 19-10

Coach: Joe Sexson
Captain: Tim Haseley

W at Western Illinois	78-67
W DePAUW	72-51
W VALPARAISO	66-51
L at Indiana State	52-78
W SOUTHERN INDIANA	87-74
W INDIANA CENTRAL	67-64
L at Northwestern	58-61
W BALL STATE	88-75
L LOYOLA*	74-86
W DETROIT*	70-67
W at Evansville*	80-68
L at St. Louis*	54-71
W WESTERN ILLINOIS	64-55
W OKLAHOMA CITY*	65-49
L ORAL ROBERTS*	66-78
W at Xavier*	61-59
L at Indiana Central	59-60
L at Loyola*	90-105
L at Detroit*	53-58
W EVANSVILLE*	71-69
W ST. LOUIS*	66-61
W at Oklahoma City*	72-62
L at Oral Roberts*	52-60
W XAVIER*	81-73
W INDIANA STATE	67-66
W NOTRE DAME	OT 70-69
W at Valparaiso	56-50
L Evansville**	OT 72-73
L Indiana%	57-79

MVP: Chad Tucker, Mike Burt
All-Conference: Chad Tucker
AP All-America: Chad Tucker (H.M.)
Varsity Award Winners: Mike Burt, Dave Gilbreth, Tim Haseley, Larry Ikerd, Mark Beam, Ken Croner, Aaron Hoover, Greg Mackey, Darrin Fitzgerald, Tony Gallahar, Mike Harper, Chad Tucker, Johnny Jones, Mike Hagan (Mgr.).
**MCC Game.*
***MCC Tournament.*
%NIT.

1985-86
Record: 9-19

Coach: Joe Sexson
Captain: Chad Tucker, Darrin Fitzgerald, Mark Beam

W DePAUW	87-72
L at #11 Notre Dame	56-87
W SOUTHWEST BAPTIST	82-69
L at Ball State	61-64
L INDIANA STATE	48-52
L at Dayton	55-69
W INDIANA CENTRAL	83-70
L EASTERN ILLINOIS	78-81
L at Indiana State	54-72
L at Eastern Illinois	66-81
L LOYOLA*	61-63
L DETROIT*	73-75
L at Evansville*	OT 68-70
W at St. Louis*	60-55
W at Valparaiso	67-57
W CHICAGO STATE	78-74
W ORAL ROBERTS	70-48
W at Indiana Central	68-59
L at Xavier*	56-77
L at Loyola*	84-106
L at Detroit*	48-72
W VALPARAISO	88-66
L EVANSVILLE*	57-59
L ST. LOUIS*	2OT 74-75
L XAVIER*	61-86

L at Chicago State	68-70
L at Oral Roberts*	63-104
L St. Louis**	61-63

MVP: Chad Tucker
All-Conference: Chad Tucker
MCC All-Freshman: Darren Fowlkes
Varsity Award Winners: Mark Beam, Ken Croner, Darrin Fitzgerald, Darren Fowlkes, Tony Gallahar, Chris Givens, Mike Harper, David Herbert, Johnny Jones, Chad Tucker, Mike Yeater, Mike Hagan (Mgr.).
**MCC Game.*
***MCC Tournament, Indianapolis, Ind.*

1986-87
Record: 12-16

Coach: Joe Sexson
Captain: Chad Tucker, Darrin Fitzgerald

W DePAUW	87-72
W NORTHWESTERN	71-53
W BALL STATE	78-65
W at Indiana State	72-70
L at Valparaiso	56-74
W Mississippi Valley State#	82-65
L at Ball State#	70-83
L INDIANAPOLIS	65-75
W INDIANA STATE	4OT 95-92
L Nebraska+	56-67
L George Mason+	77-82
L WEST. KENTUCKY	OT 73-74
L at Loyola*	OT 86-90
W at Detroit*	76-66
W EVANSVILLE*	70-64
W ST. LOUIS*	61-58
L at Northern Illinois	70-86
L at Oral Roberts*	59-60
W XAVIER*	2OT 86-84
L DAYTON	71-73
L LOYOLA*	77-89
W DETROIT*	88-77
W VALPARAISO	66-58
L at Evansville*	72-79
L at St. Louis*	54-73
L at Xavier*	67-69
L ORAL ROBERTS*	OT 60-64
L Xavier**	98-104

MVP: Darrin Fitzgerald
All-Conference Players: Darrin Fitzgerald, Darren Fowlkes (2nd Team)
Varsity Award Winners: Rick Berry, Rick Donovan, Darrin Fitzgerald, Darren Fowlkes, Tony Gallahar, Mike Harper, Joe Harris, David Herbert, Jody Littrell, Scott VonBargen, Mike Yeater, Brad McKinney (Mgr.).
#Cardinal Varsity Club Classic.
+Rochester Classic.
**MCC Game.*
***MCC Tournament, Indianapolis, Ind.*

1987-88
Record: 14-14

Coach: Joe Sexson (25 games), Doug Mitchell (3 games)
Captain: Chad Tucker

W DePAUW	61-57
L at Western Kentucky	68-85
L at Wisconsin	80-92
W INDIANA STATE	84-65
L at Valparaiso	OT 49-51
W at Indiana State	64-44
W at Ball State	61-59
W #16 Iowa State#	78-76
L at Toledo#	50-52
W WABASH	84-61
W NORTHERN ILLINOIS	84-73
W at Dayton	62-61
W DETROIT*	52-50
W LOYOLA*	66-54
L at St. Louis*	40-50



All-Time Results

L at Evansville*	78-85
L at Notre Dame	66-85
L VALPARAISO	55-56
L at Xavier*	74-89
W at Detroit*	OT 89-81
W at Loyola*	81-57
W ST. LOUIS*	54-47
L EVANSVILLE*	59-85
L at Illinois State	62-87
L INDIANAPOLIS	72-74
W EASTERN KENTUCKY	60-57
L XAVIER*	70-71
L Loyola**	59-67

MVP: Chad Tucker

All-MCC Players: Chad Tucker, Darren Fowlkes (2nd Team)

Varsity Award Winners: Rick Berry, Rick Donovan, Brett Etherington, Chad Fordyce, Darren Fowlkes, Rodney Haywood, David Herbert, John Karaffa, Jody Littrell, Thad Matta, John Shoup, Chad Tucker, Brad McKinney (Mgr.).

#Blade Classic.

*MCC Game.

**MCC Tournament, Indianapolis, Ind.

1988-89

Record: 11-17

Coach: Joe Sexson

Captain: Darren Fowlkes

W VALPARAISO	83-53
W at Western Kentucky	91-81
L ILLINOIS-CHICAGO	65-69
L at Indiana State	61-81
L WISCONSIN	53-63
W INDIANA STATE	72-57
W at Eastern Kentucky	66-59
W at Austin Peay	85-81
W at Illinois-Chicago	73-66
L AUSTIN PEAY	60-63
L at St. Louis*	72-99
L at Evansville	45-61
L BALL STATE	44-54
L DAYTON*	52-55
W XAVIER*	79-76
L at Loyola*	65-71
L at Detroit*	80-88
L at Valparaiso	83-104
L ST. LOUIS*	44-64
L EVANSVILLE*	77-90
L LOYOLA*	84-85
W DETROIT*	76-73
W ILLINOIS STATE	66-49
W at Dayton*	72-66
W at Miami (Ohio)	69-65
L at Xavier*	75-85
L NOTRE DAME	69-76
L St. Louis**	64-68

MVP: Darren Fowlkes

All-MCC Players: Darren Fowlkes

Varsity Award Winners: Scott Allison, Darin Archbold, Rick Berry, John Deaton, Rick Donovan, Brett Etherington, Chad Fordyce, Darren Fowlkes, Wade Gault, Rodney Haywood, John Karaffa, Jody Littrell, Thad Matta, John Shoup, Michael Wilson.

*MCC Game.

**MCC Tournament, Dayton, Ohio



Barry Collier

1989-2000

1989-90

Record: 6-22

Coach: Barry Collier

Captain: Jody Littrell, Rodney Haywood, Thad Matta

L at Western Illinois	65-82
L at Illinois State	OT 59-67
W ILLINOIS-CHICAGO	57-51
L WESTERN KY	OT 59-62
W MIAMI (OHIO)	OT 81-78
L at Wisconsin	59-75
L at Indiana State	53-58
W PORTLAND	76-50
L at Ball State	42-63
L BOWLING GREEN	54-62
L at Notre Dame	65-97
L at Illinois-Chicago	52-62
L at Loyola*	48-53
L EVANSVILLE*	51-56
L ST. LOUIS*	64-66
L DETROIT*	77-85
L at Dayton*	62-86
L at Xavier*	57-81
L MARQUETTE*	73-75
W LOYOLA*	72-67
L at St. Louis*	54-62
L at Evansville*	57-66
W INDIANA STATE	79-66
W at Detroit*	71-69
L DAYTON*	82-88
L XAVIER*	66-80
L at Marquette*	70-90
L Xavier**	61-86

MVP: Rodney Haywood

MCC All-Newcomer Team: J. P. Brens

Varsity Award Winners: Darin Archbold, Rick Berry, Tim Bowen, J. P. Brens, Rick Donovan, Brett Etherington, Chad Fordyce, Wade Gault, Rodney Haywood, John Karaffa, Jody Littrell, Thad Matta, Dave Ryser, John Shoup, Michael Wilson.

*MCC Game.

**MCC Tournament, Dayton, Ohio

1990-91

Record: 18-11

Coach: Barry Collier

Captain: John Karaffa, Brett Etherington

W WESTERN ILLINOIS	82-79
L at Indiana State	OT 93-96
W at Portland	86-80
L at Cal State Fullerton	76-79
W NOTRE DAME	91-77
W VALPARAISO	97-75
L at Bowling Green	95-115
W WISCONSIN	2OT 94-88
L at Purdue	81-97

W BALL STATE	84-77
W at Georgia State	106-96
L at Mercer	66-72
W at St. Louis*	87-74
W at Detroit*	76-62
W at Jacksonville	71-58
W DETROIT*	71-56
W DAYTON*	100-95
W LOYOLA*	80-67
W at Marquette*	76-65
W ST. LOUIS*	57-55
L EVANSVILLE*	2OT 128-136
L at Xavier*	73-80
W at Evansville*	81-54
L at Dayton*	98-116
L XAVIER*	93-105
W at Loyola*	91-85
W MARQUETTE*	84-74
L Loyola**	62-75
L Wyoming%	61-63

MVP: Darin Archbold

All-MCC Players: Darin Archbold

MCC Player of the Year: D. Archbold

MCC Coach of the Year: Barry Collier

MCC All-Newcomer Team: J. Guice

Varsity Award Winners: Danny Allen, Darin Archbold, Michael Banks, Brian Beauford, Tim Bowen, J. P. Brens, Brett Etherington, Chad Fordyce, Wade Gault, Jermaine Guice, John Karaffa, David Ryser, John Shoup, John Taylor, Michael Wilson, Lynn Crump (Mgr.).

*MCC Game.

**MCC Tournament, Dayton, Ohio

%NIT.

1991-92

Record: 21-10

Coach: Barry Collier

Captain: Darin Archbold, Wade Gault, Michael Wilson

W CAL NORTHBRIDGE	82-67
W at Notre Dame	67-60
L at Indiana	73-97
W CAL FULLERTON	100-83
W ILLINOIS STATE	93-85
W MERCER	96-73
W at Valparaiso	83-80
W INDIANA STATE	80-65
L PURDUE	70-76
W at Ball State	78-72
L Iowa#	92-114
W Northeastern Illinois#	93-60
W GEORGIA STATE	86-82
W at Detroit Mercy*	91-82
L at Evansville*	83-88
L WIS.-GREEN BAY	66-69
W PENN STATE	79-74
W at Dayton*	83-66
W #17 UNC CHARLOTTE	87-84
W at Loyola*	68-63
W DETROIT MERCY*	95-84
L Penn State	64-67
L EVANSVILLE*	69-78
L XAVIER*	75-98
W DAYTON*	78-73
W LOYOLA*	78-76
W at Xavier*	96-86
W Detroit Mercy**	87-70
W Xavier**	78-61
L Evansville**	76-95
L at Purdue%	56-82

MVP: Darin Archbold

All-MCC Players: Darin Archbold

MCC All-Newcomer Team: Katara Reliford

MCC All-Tournament: Darin Archbold

Varsity Award Winners: Darin Archbold, Wade Gault, Michael Wilson, Michael Banks, Brian Beauford, Tim Bowen, J. P. Brens, David Ryser, Danny Allen, Jermaine Guice, Katara Reliford, John Taylor, Dean

Edwards, Darren Freeman, Lynn Crump (Mgr.), Brian Disney (Mgr.), Scott Drew (Mgr.).

#Tampa Tribune Classic.

*MCC Game.

**MCC Tournament, Cincinnati, Ohio

%NIT.

1992-93

Record: 11-17

Coach: Barry Collier

Captain: J. P. Brens, Jermaine Guice

L at Indiana State	56-70
W ANDERSON	90-50
L at Illinois State	53-69
L at Wisconsin-Green Bay	64-76
L #5 NORTH CAROLINA	56-103
W BALL STATE	63-49
L #4 Indiana#	48-90
W St. Francis (N.Y.)#	91-60
L at Purdue	54-80
W VALPARAISO	81-62
W LA SALLE*	64-59
L EVANSVILLE*	62-77
W NOTRE DAME	70-56
L at Xavier*	59-63
W at Dayton*	OT 70-66
L at UNC Charlotte	62-70
W DUQUESNE*	86-80
L DETROIT MERCY*	82-85
W LOYOLA*	68-51
L at Duquesne*	64-78
L at La Salle*	66-88
W DAYTON*	74-59
L XAVIER*	66-80
L at Evansville*	72-84
L at Loyola*	OT 65-66
L at Detroit Mercy*	65-71
W La Salle**	77-70
L Evansville**	71-74

MVP: Jermaine Guice

All-MCC: Jermaine Guice (2nd Team)

MCC All-Tournament: Jermaine Guice

Varsity Award Winners: Brian Beauford, Tim Bowen, J. P. Brens, Katara Reliford, Dan Allen, Jermaine Guice, John Taylor, Quincy Bowens, Jason McKenzie, Chris Miskel, Burdette Phillips, Lynn Crump (Mgr.).

#Hoosier Classic, Indianapolis, Ind.

*MCC Game.

**MCC Tournament.

1993-94

Record: 16-13

Coach: Barry Collier

Captain: Danny Allen, Jermaine Guice, John Taylor, Travis Trice

L at #19 Cincinnati (NIT)	72-90
W #11 INDIANA	75-71
L at Ball State	84-93
L at Valparaiso	73-90
W DePAUW	74-54
W ILLINOIS STATE	80-52
W INDIANA STATE	73-52
W JACKSONVILLE	89-73
W at Sacramento State	60-58
L UNC Charlotte#	61-81
L Holy Cross#	67-78
L at Southern Utah	72-79
W BETHUNE-COOKMAN	73-45
L #25 XAVIER*	80-86
W LOYOLA*	75-59
L at Detroit Mercy*	61-74
L at #4 North Carolina	64-104
L at Evansville*	2OT 93-95
L SOUTHERN UTAH	78-85
W DETROIT MERCY*	83-63
W at Loyola*	69-60
W at Notre Dame	67-57
W LA SALLE*	82-69



All-Time Results

L Xavier*	73-93
W EVANSVILLE*	77-75
W at Mercer	81-65
W at La Salle*	87-68
W LOYOLA**	78-67
L EVANSVILLE**	66-68

MVP: Jermaine Guice
All-MCC: Jermaine Guice, John Taylor (2nd Team)

MCC All-Newcomer Team: Travis Trice
MCC All-Tournament: Jermaine Guice
Varsity Award Winners: Danny Allen, Marcus Cowart, Chad Cantor, Matthew Graves, Jermaine Guice, Marcel Kon, Jason McKenzie, Chris Miskel, Brent Myers (Mgr.), T. J. Perry, Mike Shunneson (Mgr.), John Taylor, Travis Trice, Kelsey Wilson
#Cable Car Classic, Santa Clara, Calif.
*MCC Game.
**MCC Tournament.

1994-95
Record: 15-12

Coach: Barry Collier
Captain: Travis Trice

L St. Peter's#	68-80
W Colgate#	84-74
W at Portland	75-74
W VALPARAISO	82-80
W at Indiana State	84-67
L BALL STATE	77-85
L MERCER	59-74
W DePAUW	76-47
L at Indiana	66-89
W at Wisconsin-Green Bay*	56-43
W SACRAMENTO STATE	90-62
W at UW-Milwaukee*	64-48
W LOYOLA*	OT 61-58
L at Illinois-Chicago*	82-100
W NORTHERN ILLINOIS*	67-59
W at Cleveland State*	81-78
L LA SALLE*	71-73
L DETROIT*	OT 85-88
W UW-MILWAUKEE*	85-75
L WIS.-GREEN BAY*	60-61
W at Loyola*	67-50
W ILLINOIS-CHICAGO*	100-84
W NOTRE DAME	76-60
L at Northern Illinois*	70-89
L at Wright State*	79-83
L XAVIER*	66-81
L Detroit **	53-59

MVP: Travis Trice
Varsity Award Winners: Chad Cantor, Brian Carretta, Marcus Cowart, Dan Dudukovich, Marcel Kon, Jason McKenzie, Chris Miskel, Jon Neuhouser, T. J. Perry, Jeff Rogers, Travis Trice, Rolf van Rijn, Kelsey Wilson.
#Fry's Invitational, Stanford, Calif.
*MCC Game.
**MCC Tournament, Dayton, Ohio

1995-96
Record: 19-8

Coach: Barry Collier
Captain: Chris Miskel, Jason McKenzie

W MD-EASTERN SHORE	75-44
W HANOVER	56-53
W at Ball State	67-57
L at Western Kentucky	50-56
W INDIANA STATE	81-61
W at Marshall	102-92
W at James Madison	65-63
L at Montana State#	59-84
L James Madison#	65-75
W ILLINOIS-CHICAGO*	78-58
W PORTLAND	87-80
W at Wisconsin-Milwaukee*	71-67
W at Wright State*	71-68

L WIS.-GREEN BAY*	61-64
W at Loyola Chicago*	67-59
L at Northern Illinois*	57-84
W CLEVELAND STATE*	71-56
W DETROIT*	70-62
W LOYOLA CHICAGO*	78-66
W WIS.-MILWAUKEE*	65-45
W at Cleveland State*	76-68
L at WRIGHT STATE*	61-67
W at Illinois-Chicago*	85-82
W NORTHERN ILLINOIS*	73-58
W at Detroit*	69-61
L at #25 Wis.-Green Bay*	OT 66-73
L Illinois-Chicago**	97-107

MVP: Chris Miskel
All-MCC: Jon Neuhouser (1st team), Jason McKenzie (All-Defensive Team)
Varsity Award Winners: Kelly Burton, Chad Cantor, Dan Dudukovich, Bjorn Gieseck, Matthew Graves, Andy Hirschy, Jason McKenzie, Chris Miskel, Jon Neuhouser, T. J. Perry, Mike Pflugner, Jeff Rogers, Srdan Selimbegovic, Rolf van Rijn, Kelsey Wilson.
#Holiday Stores Classic.
*MCC Game.
**MCC Tournament, Dayton, Ohio

1996-97
Record: 23-10

Coach: Barry Collier
Captain: Jon Neuhouser, Jeff Rogers, Matthew Graves

W at Indiana State	70-48
W Tulane#	66-63
L #5 Villanova#	54-62
W at American-P.R.#	84-69
W ANDERSON	86-47
L BALL STATE	67-71
L at Bradley	OT 55-67
W at Evansville	61-50
L at Indiana	OT 84-89
W at Florida International	83-67
L at Florida State	68-87
W at Cleveland State*	79-60
W WESTERN KY	75-73
L at Illinois-Chicago*	OT 80-82
W LOYOLA CHICAGO*	89-48
W WIS.-MILWAUKEE*	75-59
W WIS.-GREEN BAY*	50-43
L at Detroit*	OT 54-56
W at Northern Illinois*	OT 80-79
L at Wright State*	62-65
W CLEVELAND STATE*	84-47
W DETROIT*	68-55
W MARSHALL	84-57
W at Loyola Chicago*	62-56
W ILLINOIS-CHICAGO*	67-44
W at Wis.-Milwaukee*	74-46
L at Wis.-Green Bay*	OT 56-58
W NORTHERN ILLINOIS*	64-57
W WRIGHT STATE*	75-57
W Wis.-Milwaukee**	48-36
W Wis.-Green Bay**	OT 57-52
W Illinois-Chicago**	69-68
L #10 Cincinnati%	69-86

MVP: Jon Neuhouser
MCC Player of the Year: Jon Neuhouser
MCC Coach of the Year: Barry Collier
MCC Tournament MVP: Kelsey Wilson
MCC All-Tournament: Kelsey Wilson, Jon Neuhouser
All-MCC Players: Jon Neuhouser (1st team), Kelsey Wilson (2nd team), Rolf van Rijn (All-Defensive Team)
Varsity Award Winners: Chad Cantor, T. J. Perry, Kelsey Wilson, Dan Dudukovich, Matthew Graves, Jon Neuhouser, Jeff Rogers, Rolf van Rijn, Bjorn Gieseck, Andy Hirschy, Mike Pflugner, Andrew Graves,

Brent Rockwood, Mike Marshall.
#Puerto Rico Shootout, Bayamon, P.R.
*MCC Game.
**MCC Tournament, Dayton, Ohio
%NCAA Tournament, Detroit, Mich.

1997-98
Record: 22-11

Coach: Barry Collier
Captain: Matthew Graves, Jeff Rogers, Jon Neuhouser

W INDIANA WESLEYAN	87-44
W BRADLEY	51-48
L at Ball State	46-58
W #19 Oklahoma#	73-63
W Pacific# (OT)	73-67
L #15 Stanford#	86-99
L at Western Kentucky	49-59
W INDIANA STATE	65-63
W IUPUI	83-44
W EVANSVILLE	63-46
W JAMES MADISON	75-66
W BELMONT	85-54
L at Xavier	66-93
W UIC*	78-76
W LOYOLA* (OT)	59-56
W at SW Missouri State	66-63
W WRIGHT STATE*	81-66
L at Cleveland State*	62-67
L at Detroit*	67-78
W WIS.-GREEN BAY*	78-60
W WIS.-MILWAUKEE*	74-66
L at UIC*	62-72
L at Loyola* (OT)	62-70
L at Wright State*	53-57
W at Wis.-Milwaukee*	71-56
L DETROIT*	51-54
W CLEVELAND STATE*	58-44
W at Nevada	84-75
W at Wis.-Green Bay*	59-57
W Loyola**	62-53
W Wright State**	67-48
W Wis.-Green Bay**	70-51
L #18 New Mexico%	62-79

MVP: Matthew Graves
MCC Tournament MVP: Jon Neuhouser
MCC All-Tournament: Jon Neuhouser, Matthew Graves
All-MCC: Rolf van Rijn (All-Defensive)
MCC All-Newcomer Team: Otis Frazier
Varsity Award Winners: Dan Dudukovich, Otis Frazier, Bjorn Gieseck, Andrew Graves, Matthew Graves, Michael Hicks, Andy Hirschy, LaVall Jordan, Mike Marshall, Jason Myers, Jon Neuhouser, Mike Pflugner, Jeff Rogers, Rolf van Rijn.
#Big Island Invitational, Hilo, Hawaii
*MCC Game.
**MCC Tournament, Green Bay, Wis
%NCAA Tournament, Lexington, Ky.

1998-99
Record: 22-10

Coach: Barry Collier
Captains: Andy Hirschy, Mike Marshall

L SW MISSOURI STATE	57-72
L #16 XAVIER	66-73
L at Indiana State	44-64
L at Belmont	58-60
W at Evansville	66-60
W WESTERN KENTUCKY	69-58
W BALL STATE	61-48
L Purdue#	54-63
W FLORIDA STATE	77-65
W IDAHO STATE	56-44
L at Loyola*	51-53
W at Wright State*	60-53
W at Illinois-Chicago*	(OT) 67-62
W CLEVELAND STATE*	78-62
W at Detroit*	59-46

W FLA. INTERNATIONAL	71-63
W at UW-Milwaukee*	68-65
W at UW-Green Bay*	57-50
W ILLINOIS-CHICAGO*	54-47
W LOYOLA*	57-52
W IUPUI	80-54
W WRIGHT STATE*	(2OT) 88-78
L at Cleveland State*	62-73
L DETROIT*	52-62
W UW-MILWAUKEE*	78-63
W UW-GREEN BAY*	50-37
W Wright State**	64-56
W UW-Green Bay**	(3OT) 68-65
L Detroit**	65-72
W at Bradley%	51-50
W OLD DOMINION%	75-62
L at Clemson%	69-89

MVP: Mike Marshall
All-MCC: Mike Marshall (1st team)
MCC All-Newcomer Team: Rylan Hainje
MCC All-Tournament: Andy Hirschy
MCC Coach of the Year: Barry Collier
Varsity Award Winners: Bjorn Gieseck, Andrew Graves, Rylan Hainje, Michael Hicks, Andy Hirschy, Thomas Jackson, Will Jones, LaVall Jordan, Mike Marshall, Ryan Murray, Jason Myers, Mike Pflugner, Luke Reed, Ben Danner (Mgr.), Chad Lynn (Mgr.), Paul Ziemba (Mgr.)
#At Market Square Arena
*MCC Game.
**MCC Tournament, Chicago, Ill.
%NIT

1999-2000
Record: 23-8

Coach: Barry Collier
Captains: Mike Marshall, Andrew Graves


L at UNC-Wilmington	54-56
W MOUNT ST. MARY'S	82-55
W INDIANA STATE	77-55
W EVANSVILLE	73-45
L at Eastern Illinois (OT)	60-69
L at Ball State	70-80
W BELMONT	79-35
W NEVADA	66-45
W at TCU	86-78
W La Salle#	43-36
L at Santa Clara#	56-57
L at Tennessee-Martin	62-64
W WRIGHT STATE*	71-47
L at Cleveland State*	45-53
L at Detroit*	65-75
W UW-GREEN BAY*	60-44
W UW-MILWAUKEE*	72-64
W IUPUI	70-59
W at UIC*	75-46
W at Loyola*	68-48
W at Wright State*	79-55
W DETROIT*	68-62
W CLEVELAND STATE*	81-54
W at UW-Milwaukee*	84-72
W at UW-Green Bay*	62-50
W LOYOLA*	59-44
W UIC*	84-60
W Loyola**	61-57
W UW-Milwaukee**	65-51
W Detroit**	62-43
L #13 Florida% (OT)	68-69

MVP: Mike Marshall
MCC Tournament MVP: Mike Marshall
MCC All-Tournament: Mike Marshall, LaVall Jordan, Thomas Jackson
All-MCC: Mike Marshall (2nd team, All-Defensive), LaVall Jordan (2nd team)
MCC Coach of the Year: Barry Collier
Varsity Award Winners: Darnell Archey, Joel Cornette, Lewis Curry, Andrew Graves, Rylan Hainje, Thomas Jackson, LaVall



All-Time Results

Jordan, Mike Marshall, Mike Moore, Jason Myers, Scott Robisch, Ben Danner (Mgr.), Paul Ziemba (Mgr.)
 #Cable Car Classic, Santa Clara, Calif.
 *MCC Game.
 **MCC Tournament, Chicago, Ill.
 %NCAA Tournament, Winston-Salem, N.C.



Thad Matta
2000-01

2000-01
Record: 24-8

Coach: Thad Matta
Captain: LaVall Jordan
 W EASTERN ILLINOIS 90-73
 W at Birmingham-Southern 71-62
 W BALL STATE 71-48
 L at Evansville 73-74
 L at Indiana State (OT) 88-90
 L UNC-WILMINGTON 48-53
 W TENNESSEE-MARTIN 77-48
 W SANTA CLARA 84-60
 W TCU 86-73
 L at #12 Arizona# 60-72
 W Louisiana-Lafayette# 74-63
 W LIPSCOMB 72-56
 L at Wright State* 61-62
 W CLEVELAND STATE* 65-52
 W DETROIT* 74-59
 W at UW-Milwaukee* 60-51
 L at UW-Green Bay* 68-69
 W UIC* 76-69
 W LOYOLA* 71-57
 W at #10 Wisconsin 58-44
 W WRIGHT STATE* 59-48
 L at Detroit* 63-68
 W at Cleveland State* 59-56
 W UW-MILWAUKEE* (OT) 80-75
 W UW-GREEN BAY* 78-52
 W at Loyola* 66-62
 W at UIC* 68-66
 W Loyola** 78-52
 W at Wright State** 66-58
 W Detroit** 53-38
 W #23 Wake Forest+ 79-63
 L #4 Arizona+ 52-73

MVP: LaVall Jordan
All-MCC: Thomas Jackson (1st team, All-Defensive), LaVall Jordan (2nd team), Brandon Miller (Newcomer), Rylan Hainje (Defensive), Joel Cornette (Defensive)
MCC Coach of the Year: Thad Matta
Varsity Award Winners: Darnell Archey, Joel Cornette, Lewis Curry, Ryan Falquist, Nick Gardner, Ben Grunst, Rylan Hainje, Thomas Jackson, LaVall Jordan, Duane Lightfoot, Jr., Brandon Miller, Mike Moore, Scott Robisch,

Rob Walls, Paul Ziemba (Mgr.), Travis Steele (Mgr.), Brian Landwehr (Mgr.).
 #BP Top of the World Classic, Fairbanks, Alaska.
 %Hoosier Classic @ Conseco Fieldhouse
 *Horizon League game.
 **HL Tournament, Cleveland, Ohio.
 +-NCAA Tournament, Kansas City, Mo.



Todd Lickliter
2001-07

2001-02
Record: 26-6

Coach: Todd Lickliter
Captains: Thomas Jackson, Rylan Hainje
 W Radford# 73-56
 W Delaware# 76-59
 W Washington# 67-64
 W INDIANA STATE 69-49
 W at Purdue 74-68
 W BIRMINGHAM SOUTHERN 70-34
 W at Lipscomb 76-56
 W EVANSVILLE 101-65
 W NORTHERN IOWA 77-65
 W at Mount St. Mary's 66-46
 W at #21 Ball State 75-66
 W Samford% 45-37
 W Indiana% 66-64
 L WRIGHT STATE* (2OT) 87-90
 W at Cleveland State* 62-45
 L at Detroit* 54-63
 W at Youngstown State* 68-50
 W UW-GREEN BAY* 64-41
 L UW-MILWAUKEE* 72-73
 W LOYOLA* 78-48
 W at UIC* 83-73
 W at UW-Milwaukee* 59-58
 W at Wright State* 72-57
 W DETROIT* 61-48
 W CLEVELAND STATE* 70-45
 W UW-Green Bay* 77-74
 W YOUNGSTOWN STATE* 75-50
 L at Loyola* 56-60
 W UIC* 85-61
 L UW-Green Bay** 48-49
 W BOWLING GREEN+ 81-69
 L at Syracuse+ (OT) 65-66

MVP: Thomas Jackson
All-Horizon League: Rylan Hainje (1st team, All-Defensive), Thomas Jackson (1st team, All-Defensive), Joel Cornette (All-Defensive)
Horizon League Player of the Year: Rylan Hainje
Varsity Award Winners: Darnell Archey, Joel Cornette, Lewis Curry, Nick Gardner, Ben Grunst, Rylan Hainje, Thomas Jackson, Duane Lightfoot, Jr., Brandon Miller, Mike Monserez, Mike Moore, Ryan Reynolds, Scott Robisch, Rob Walls, Ryan Murray

(Mgr.), Brian Landwehr (Mgr.).
 #BP Top of the World Classic, Fairbanks, Alaska.
 %Hoosier Classic @ Conseco Fieldhouse
 *Horizon League game.
 **HL Tournament, Cleveland, Ohio.
 +-NIT

2002-03
Record: 27-6

Coach: Todd Lickliter
Captains: Brandon Miller, Joel Cornette
 W at IPFW 69-53
 W WAYNE STATE (MICH.) 60-37
 W BALL STATE 71-45
 W at Indiana State 65-45
 W at Evansville 77-64
 W BRADLEY 75-70
 W at Miami (Ohio) 59-42
 W ST. LOUIS 68-46
 W Texas-Pan American& 67-48
 W Western Kentucky& 63-60
 L at Hawaii& (OT) 78-81
 W at UIC* 68-65
 W LOYOLA* (OT) 81-74
 W DETROIT* 76-68
 W at Wright State* 81-70
 W YOUNGSTOWN STATE* 64-60
 L UW-Milwaukee* 65-69
 W UW-Green Bay* 68-53
 L at #5 Duke 60-80
 W CLEVELAND STATE* 73-57
 W UIC* 61-47
 L at Loyola* 63-73
 W at Detroit* 66-63
 W WRIGHT STATE* 79-64
 W at Youngstown State* 69-60
 W at Cleveland State* (2OT) 79-75
 W UW-GREEN BAY* 58-37
 W UW-MILWAUKEE* 76-74
 W Detroit** 58-55
 L at UW-Milwaukee** 52-69
 W #20 Mississippi State+ 47-46
 W #14 Louisville+ 79-71
 L #3 Oklahoma++ 54-65

MVP: Brandon Miller, Joel Cornette
All-Horizon League: Joel Cornette (2nd team, All-Defensive), Brandon Miller (2nd team, All-Defensive)
Varsity Award Winners: Darnell Archey, Joel Cornette, Lewis Curry, Nick Gardner, Andy Grunst, Ben Grunst, Bruce Horan, Jeff James, Duane Lightfoot, Jr., Brandon Miller, Mike Monserez, Mike Moore, Ryan Reynolds, Avery Sheets, Rob Walls, Ryan Murray (Mgr.), Brian Landwehr (Mgr.), Carl Heck (Mgr.), Brian Scheur (Mgr.), Vince Green (Mgr.).
 &Outrigger Hotels Rainbow Classic
 *Horizon League game.
 **Horizon League Tournament.
 %NCAA Tournament, Birmingham, Ala.
 %+NCAA "Sweet 16", Albany, N.Y.

2003-04
Record: 16-14

Coach: Todd Lickliter
Captains: Mike Monserez, Duane Lightfoot
 W QUINCY 68-54
 W at Northern Iowa 56-54
 L MICHIGAN# (OT) 60-61
 L at Ball State 61-63
 W EVANSVILLE 65-64
 L at Bradley 55-59
 L at Indiana 50-62
 W INDIANA STATE 57-39
 L UW-GREEN BAY* 63-70
 L at St. Louis 54-72
 L at Wright State* 39-51

L at UW-Milwaukee* 59-71
 L at UW-Green Bay* 50-60
 W LOYOLA* 72-54
 W DETROIT* (OT) 70-69
 W at Youngstown State* (OT) 67-66
 L WRIGHT STATE* 53-54
 W CLEVELAND STATE* 61-43
 L UIC* (OT) 71-74
 W IPFW 72-55
 W at Loyola* (OT) 74-67
 W at Cleveland State* 57-56
 L at Detroit* 48-54
 W UW-MILWAUKEE* 75-58
 W OHIO% 64-63
 W YOUNGSTOWN STATE* 81-76
 L at UIC* 54-64
 W YOUNGSTOWN STATE** 88-57
 W UW-GREEN BAY** 72-50
 L UIC** 56-65

MVP: Mike Monserez
All-Horizon League: Mike Monserez (2nd Team)
Horizon League All-Tournament: Avery Sheets
Varsity Award Winners: Nick Brooks, Brandon Crone, Nick Gardner, Andy Grunst, Bruce Horan, Jeff James, Duane Lightfoot, Brian Ligon, Mike Monserez, James Parker, Ryan Reynolds, Avery Sheets, Jamie Smalligan, Carl Heck (Mgr.), Brian Landwehr (Mgr.), Vince Green (Mgr.).
 #Conseco Fieldhouse.
 *Horizon League game.
 **Horizon League Tournament.
 %BracketBuster Saturday.

2004-05
Record: 13-15

Coach: Todd Lickliter
Captains: Avery Sheets, Bruce Horan
 W SOUTH DAKOTA STATE 80-52
 W GREENVILLE 79-43
 W MIAMI (OHIO) 61-48
 L at Ohio 58-64
 L at Bradley 66-75
 L at Indiana State 54-57
 W IPFW 73-39
 W BALL STATE 74-68
 L Richmond# 68-69
 L Eastern Washington# 62-67
 L UW-MILWAUKEE* (OT) 68-71
 L UW-GREEN BAY* 50-57
 W at Loyola* (OT) 77-72
 L at Detroit* 59-72
 W YOUNGSTOWN STATE* 50-37
 L WRIGHT STATE* 54-59
 L at Cleveland State* 57-77
 L at UIC* 49-73
 W at UW-Green Bay* 70-47
 W LOYOLA* 79-51
 L at Wright State* 55-61
 L CLEVELAND STATE* 56-65
 W DETROIT* 65-50
 L at UW-Milwaukee* 53-64
 W VALPARAISO% 72-69
 W at Youngstown State* 79-59
 W UIC* 86-82
 L at Wright State** 57-61

MVP: Brandon Polk
All-Horizon League: Brandon Polk (2nd Team, All-Newcomer Team)
Varsity Award Winners: Nick Brooks, Brandon Crone, A. J. Graves, Andy Grunst, Bruce Horan, Brian Ligon, Gary Patterson, Brandon Polk, Avery Sheets, Jamie Smalligan, Drew Streicher.
 #Fiesta Bowl Classic, Tucson, Ariz.
 %Bracket Buster Saturday game.
 *Horizon League game.
 **Horizon League Tournament.



All-Time Results

2005-06 Record: 20-13

Coach: Todd Lickliter
Captains: Bruce Horan, Brandon Crone, Brian Ligon

L UNC Wilmington# 59-75
W Alabama State# 70-61
W Lehigh# 66-41
L at Ohio State (OT) 69-79
L at Michigan 74-78
W TULANE 82-61
W at Ball State 64-43
W BRADLEY 70-60
L INDIANA STATE 58-59
W ELON 86-40
L #18 Indiana+ 55-73
W at South Dakota State 85-48
W UIC* 75-56
L at UW-Milwaukee* 59-64
W DETROIT* 64-52
L at Loyola* 64-74
L at Youngstown State* 62-64
W at Cleveland State* 55-51
W WRIGHT STATE* 70-62
W at UIC* 67-39
W UW-GREEN BAY* (OT) 72-66
W UW-MILWAUKEE* (OT) 63-60
W CLEVELAND STATE* 78-49
L at Wright State* (2OT) 83-86
W at UW-Green Bay* 63-57
W LOYOLA* 62-50
L at Kent State% (OT) 76-80
W YOUNGSTOWN STATE* 72-64
L at Detroit* 71-73
W UW-Green Bay** 73-51
L at UW-Milwaukee** 71-87
W MIAMI, OHIO& 53-52
L at Florida State& 63-67

MVP: Brandon Polk
All-Horizon League: Brandon Polk (1st Team)
HL All-Tournament: Brandon Polk
HL Player of the Year: Brandon Polk
HL Coach of the Year: Todd Lickliter
Varsity Award Winners: Julian Betko, Brandon Crone, A. J. Graves, Bruce Horan, Brian Ligon, Marcus Nellems, Brandon Polk, Avery Sheets, Ben Slaton, Drew Streicher, Chris Neumann (Mgr.), Boris Alosinac (Mgr.), Vince Green (Mgr.), Russell Sherman (Mgr.)
#--BCA Invitational, Laramie, Wyoming.
+--Conseco Fieldhouse, Indianapolis, Ind.
*--Horizon League game.
**--Horizon League Tournament, U. S. Cellular Arena, Milwaukee, Wis.
%--BracketBuster.
&--NIT game.


2006-07 Record: 29-7

Coach: Todd Lickliter
Captains: Brandon Crone, Brian Ligon

W at Tulane 77-37
W Notre Dame# 71-69
W Indiana# 60-55
W ILLINOIS-SPRINGFIELD 62-56
W #22 Tennessee## 56-44
W #23 Gonzaga### 79-71
W KENT STATE (2OT) 83-80
W at Valparaiso 60-47
W CLEVELAND STATE 70-45
W BALL STATE 65-41
L at Indiana State 64-72
W Purdue& 68-65
W EVANSVILLE 76-65
W at UW-Milwaukee* 55-50
W WRIGHT STATE* 73-42
L at UIC* (OT) 67-73

W SOUTH DAKOTA STATE 62-47
W YOUNGSTOWN STATE* 67-39
W UW-GREEN BAY* 80-59
W at Loyola* (OT) 70-66
W at Detroit* 68-58
W UIC* 71-45
W at Youngstown State* 71-58
W UW-MILWAUKEE* 66-47
W at Cleveland State* 92-50
L at Wright State* 65-77
W FLORIDA GULF COAST 79-65
L #16 SOUTHERN ILLINOIS% 64-68
W at UW-Green Bay* 68-58
L LOYOLA* 71-75
W DETROIT* 56-36
W Loyola** (OT) 67-66
L at Wright State** 55-60
W Old Dominion+ 57-46
W #18 Maryland+ 62-59
L #3 Florida++ 57-65

MVP: Brandon Crone
NIT Season Tip-Off MVP: A. J. Graves
NIT Season Tip-Off All-Tournament: A. J. Graves, Julian Betko
All-Horizon League: A. J. Graves (1st Team), Mike Green (2nd Team, All-Newcomer), Pete Campbell (All-Newcomer)
HL All-Tournament: A. J. Graves, Brandon Crone
HL Newcomer of the Year: Mike Green
HL Coach of the Year: Todd Lickliter
NABC National Coach of the Year: Todd Lickliter
NABC All-America: A. J. Graves (H.M.)
A.P. All-America: A. J. Graves (H.M.)
Varsity Award Winners: Julian Betko, Pete Campbell, Brandon Crone, Elliot Engelman, A. J. Graves, Mike Green, Brian Ligon, Marcus Nellems, Nick Rodgers, Ben Slaton, Drew Streicher, Willie Veasley, Chris Neumann (Mgr.), Tim Buchmeier (Mgr.), Erick Brown (Mgr.), David Moore-Bettler (Mgr.)
#--NIT Season Tip-Off, Conseco Fieldhouse, Indianapolis, Ind.
##--NIT Season Tip-Off, Madison Square Garden, New York, N.Y.
&--Wooden Tradition, Conseco Fieldhouse.
%--BracketBuster.
*--Horizon League game.
**--Horizon League Tournament, Nutter Center, Dayton, Ohio.
+--NCAA Midwest Regional, HSBC Arena, Buffalo, N.Y.
++--NCAAMidwest Regional, Edward Jones Sports Center, St. Louis, Mo.



**Brad Stevens
2007-13**

2007-08 Record: 30-4

Coach: Brad Stevens
Captains: A. J. Graves, Mike Green, Julian Betko, Drew Streicher, Pete Campbell

W at Ball State 61-45
W INDIANA STATE 76-48
W At Evansville 60-47
W Michigan# 79-65
W Virginia Tech# (OT) 84-78
W Texas Tech# 81-71
W OHIO STATE 65-46
W At Detroit* 53-46
L At Wright State* 42-43
W Florida State& 79-68
W BRADLEY 83-64
W At Florida Gulf Coast 78-65
W At Southern Illinois 57-55
W VALPARAISO* 74-65
W At Loyola* 66-55
W GREEN BAY* 74-65
W MILWAUKEE* 72-56
L At Cleveland State* 52-56
W At Youngstown State* 78-69
W LOYOLA* 63-50
W UIC* 73-57
W At Valparaiso* 71-68
W At Green Bay* 62-57
W At Milwaukee* (OT) 83-75
W YOUNGSTOWN STATE* 89-73
W CLEVELAND STATE* 51-46
W At UIC* 51-46
L #16/18 DRAKE% 64-71
W WRIGHT STATE* 66-61
W DETROIT* 65-31
W UIC** 66-50
W CLEVELAND STATE** 70-55
W South Alabama+ 81-61
L #5/6 Tennessee+ (OT) 71-76

MVP: Mike Green, A. J. Graves
Great Alaska Shootout MVP: Mike Green
Great Alaska Shootout All-Tournament: Mike Green, Pete Campbell, A. J. Graves
All-Horizon League: Mike Green (1st Team, All-Defensive), A. J. Graves (1st Team), Matt Howard (2nd Team, All-Newcomer), Drew Streicher (All-Defensive)
HL All-Tournament: Mike Green (MVP), Drew Streicher, Matt Howard
HL Player of the Year: Mike Green
HL Newcomer of the Year: Matt Howard
A. P. All-America: Mike Green (H.M.)
Varsity Award Winners: Alex Anglin, Julian Betko, Pete Campbell, Elliot Engelman, A. J. Graves, Mike Green, Zach Hahn, Matt Howard, Avery Jukes, Grant Leienhecker, Nick Rodgers, Ben Slaton, Drew Streicher, Shawn Vanzant, Willie Veasley, Chris Neumann (Mgr.), Erick Brown (Mgr.), Ryan McLaughlin (Mgr.)
#--Great Alaska Shootout, Anchorage, Alaska.
&--Wooden Tradition, Conseco Fieldhouse.
%--BracketBuster.
*--Horizon League game.
**--Horizon League Tournament, Hinkle Fieldhouse, Indianapolis, Ind.
+--NCAA Midwest Regional, BJCC, Birmingham, Ala.

2008-09 Record: 26-6

Coach: Brad Stevens

W at Drake 58-48
W BALL STATE 64-55
W IU-SOUTH BEND 87-33
W NORTHWESTERN 57-53
W EVANSVILLE 75-59
W at Cleveland State* 50-48

W at Youngstown State* 79-71
W at Bradley 87-75
L at #21 Ohio State 51-54
W FLORIDA GULF COAST 73-53
W at #14 Xavier 74-65
W UAB 72-68
W at Valparaiso* 75-62
W WRIGHT STATE* 64-48
W DETROIT* 54-50
W at Loyola* 78-55
W at UIC* 59-52
W GREEN BAY* 68-59
W MILWAUKEE* 78-48
W VALPARAISO* 59-51
L at Green Bay* 66-75
W at Detroit* 66-61
W at Wright State* 69-51
W UIC* 80-61
L LOYOLA* 67-71
L at Milwaukee* 60-63
W at Davidson% 75-63
W YOUNGSTOWN STATE* 78-57
W CLEVELAND STATE* 58-56
W WRIGHT STATE** 62-57
L CLEVELAND STATE** 54-57
L vs. #20 LSU+ 71-75

All-Horizon League: Matt Howard (1st Team, All-Defensive), Gordon Hayward (1st Team, All-Newcomer), Shelvin Mack (All-Newcomer).
HL All-Tournament: Matt Howard, Shelvin Mack
HL Player of the Year: Matt Howard
HL Newcomer of the Year: Gordon Hayward
HL Coach of the Year: Brad Stevens
A. P. All-America: Matt Howard (H.M.)
Varsity Award Winners: Alex Anglin, Garrett Butcher, Zach Hahn, Gordon Hayward, Matt Howard, Avery Jukes, Grant Leienhecker, Shelvin Mack, Ronald Nored, Nick Rodgers, Shawn Vanzant, Willie Veasley, Erick Brown (Mgr.), Ryan McLaughlin (Mgr.)
*--Horizon League game.
%--BracketBuster.
**--Horizon League Tournament, Hinkle Fieldhouse, Indianapolis, Ind.
+--NCAA Tournament, Greensboro Coliseum, Greensboro, N.C.

2009-10 Record: 33-5 NATIONAL FINALIST

Coach: Brad Stevens

W DAVIDSON 73-62
W at Northwestern 67-54
W at Evansville 64-60
L vs. #22/16 Minnesota% 73-82
W vs. UCLA% 69-67
L vs. #19 Clemson% 69-70
W at Ball State 59-38
W VALPARAISO* 84-68
L vs. #15/13 Georgetown+ 65-72
W #13/15 OHIO STATE 74-66
W XAVIER 69-68
L at UAB 57-67
W GREEN BAY* 72-49
W MILWAUKEE* 80-67
W at Wright State* 77-65
W at Detroit* (OT) 64-62
W CLEVELAND STATE* 64-55
W YOUNGSTOWN STATE* 91-61
W at Loyola* 48-47
W at UIC* 84-55
W at Green Bay* 75-57
W at Milwaukee* 73-66
W DETROIT* 63-58
W WRIGHT STATE* 74-62
W LOYOLA* 62-47
W at Youngstown State* 68-57



All-Time Results

W at Cleveland State*	70-59
W UIC*	73-55
W SIENA#	70-53
W at Valparaiso*	74-69
W MILWAUKEE**	68-59
W WRIGHT STATE**	70-45
W vs. #25 UTEP&	77-59
W vs. Murray State&	54-52
W vs. #4 Syracuse&&	63-59
W vs. #7 Kansas State&&	63-56
W vs. #13 Michigan State (FF)	52-50
L vs. #3 Duke (FF)	59-61

All-Horizon League: Matt Howard (1st Team), Gordon Hayward (1st Team), Shelvin Mack (1st Team), Ronald Nored (All-Defensive), Willie Veasley (All-Defensive).
HL All-Tournament: Matt Howard (MVP), Shelvin Mack, Gordon Hayward, Ronald Nored

HL Player of the Year: Gordon Hayward
HL Co-Defensive Player of the Year: Ronald Nored

HL Coach of the Year: Brad Stevens
West Regional All-Tournament: Gordon Hayward, Shelvin Mack

Final Four All-Tournament: Gordon Hayward, Shelvin Mack

Varsity Award Winners: Alex Anglin, Garrett Butcher, Zach Hahn, Gordon Hayward, Matt Howard, Avery Jukes, Emerson Kampen, Grant Leiendecker, Shelvin Mack, Ronald Nored, Nick Rodgers, Andrew Smith, Chase Stigall, Shawn Vanzant, Willie Veasley, Erick Brown (Mgr.), Ryan McLaughlin (Mgr.), Scott Schmelzer (Mgr.), Eli Boyer (Mgr.).

*--Horizon League game.
 %--76 Classic, Anaheim, Calif.
 +--Jimmy V. Classic, Madison Square Garden, New York, N.Y.

#--BracketBusters.
 **--Horizon League Tournament, Hinkle Fieldhouse, Indianapolis, Ind.
 &--NCAA Tournament, San Jose, Calif.
 &&--NCAA West Regional, Salt Lake City, Utah
 (FF)--NCAA Final Four, Lucas Oil Stadium, Indianapolis, Ind.

**2010-11
 Record: 28-10
 NATIONAL FINALIST**

Coach: Brad Stevens

W MARIAN	83-54
L at Louisville	73-88
W BALL STATE	88-55
W at Siena	70-57
L EVANSVILLE (OT)	68-71
W at Loyola*	65-63
L vs. #1 Duke+	70-82
L at Xavier	49-51
W MISSISSIPPI VALLEY ST.	91-71
W STANFORD	83-50
W vs. Utah#	74-62
W vs. Florida State#	67-64
W vs. Washington State#	84-68
W VALPARAISO*	76-59
L at Milwaukee*	52-76
W CLEVELAND STATE*	79-56
W YOUNGSTOWN STATE*	84-79
W at Detroit*	87-64
L at Wright State*	64-69
W GREEN BAY*	81-75
L MILWAUKEE* (OT)	80-86
L at Valparaiso* (OT)	79-85
L at Youngstown State*	60-62
W at Cleveland State*	73-61
W UIC*	72-65
W WRIGHT STATE*	71-63
W DETROIT*	66-51

W at Green Bay*	64-62
W at UIC*	79-52
W LOYOLA*	63-56
W vs. Cleveland State**	76-68
W at Milwaukee**	59-44
W vs. Old Dominion%	60-58
W vs. #4 Pittsburgh%	71-70
W vs. #16 Wisconsin% (OT)	61-54
W vs. #15 Florida% (OT)	74-71
W vs. VCU (FF)	70-62
L vs. #9 Connecticut (FF)	41-53

All-Horizon League: Matt Howard (1st Team, All-Defensive), Shelvin Mack (2nd Team), Ronald Nored (All-Defensive)

HL All-Tournament: Matt Howard (MVP), Shelvin Mack, Shawn Vanzant

Southeast Regional All-Tournament: Matt Howard, Shelvin Mack

Final Four All-Tournament: Matt Howard, Shelvin Mack

Varsity Award Winners: Alex Anglin, Garrett Butcher, Erik Fromm, Zach Hahn, Chrishawn Hopkins, Matt Howard, Emerson Kampen, Grant Leiendecker, Shelvin Mack, Kyle Marshall, Ronald Nored, Andrew Smith, Chase Stigall, Shawn Vanzant, Ryan McLaughlin (Mgr.), Eli Boyer (Mgr.), Mason Dettmer (Mgr.), Scott Schmelzer (Mgr.), Michael Burke (Mgr.).

*--Horizon League game.
 +--IZOD Center, East Rutherford, N.J.
 #--Diamond Head Classic, Honolulu, Hawaii.
 **--Horizon League Tournament, U.S. Cellular Arena, Milwaukee, Wis.
 %--NCAA Tournament, Washington D.C.
 %%--NCAA Southeast Regional, New Orleans, La.
 (FF)--NCAA Final Four, Reliant Stadium, Houston, Texas

**2011-12
 Record: 22-15**

Coach: Brad Stevens

L at Evansville (OT)	77-80
W CHATTANOOGA	57-46
L #7 LOUISVILLE	53-69
W SAVANNAH STATE	57-42
W GARDNER-WEBB	68-66
L at Indiana	59-75
W OAKLAND CITY	98-53
L VALPARAISO* (OT)	71-78
L #8 XAVIER	61-73
L at Ball State	55-58
W vs. Purdue#	67-65
L at Gonzaga	55-71
W at Stanford	71-66
W GREEN BAY*	53-49
W MILWAUKEE*	54-50
W at Wright State*	63-62
L at Detroit*	65-76
L CLEVELAND STATE*	69-76
W YOUNGSTOWN STATE*	71-55
W at UIC*	57-49
W at Loyola*	63-57
L at Milwaukee*	42-53
L at Green Bay*	68-80
W WRIGHT STATE*	64-53
L DETROIT*	61-65
W at Youngstown State*	68-59
W at Cleveland State*	52-49
W LOYOLA*	63-57
W INDIANA STATE%	75-54
W UIC*	69-44
L at Valparaiso*	59-71
W WRIGHT STATE**	70-52
W vs. Milwaukee***	71-49
L at Valparaiso***	46-65
W DELAWARE\$	75-58
W at Penn\$	63-53
L PITTSBURGH\$ (OT)	62-68

All-Horizon League: Ronald Nored (2nd Team, All-Defensive), Roosevelt Jones (All-Newcomer).

HL Defensive Player of the Year: Ronald Nored.

Varsity Award Winners: Jackson Aldridge, Alex Barlow, Garrett Butcher, Erik Fromm, Chrishawn Hopkins, Roosevelt Jones, Elliott Kampen, Emerson Kampen, Kyle Marshall, Ronald Nored, Andy Smeathers, Andrew Smith, Chase Stigall, Kameron Woods, Michael Burke (Mgr.), Jared Todd (Mgr.), Mason Dettmer (Mgr.).

#--Close The Gap Crossroads Classic, Bankers Life Fieldhouse.

%--Sears BracketBusters X.

*--Horizon League game.

**--Horizon League Tournament.

***--Horizon League Tournament, Valparaiso, Ind.

\$--College Basketball Invitational.

**Atlantic 10 Conference - 2012-13
 Record: 27-9**

Coach: Brad Stevens

W ELON	74-59
L at Xavier	47-62
W Marquette%	72-71
W #9 North Carolina%	82-71
L Illinois%	61-78
W HANOVER	97-73
W BALL STATE	67-53
W IUPUI	87-55
W at Northwestern	74-65
W #1 Indiana# (OT)	88-86
W EVANSVILLE	75-67
W at Vanderbilt	68-49
W PENN	70-57
W NEW ORLEANS	57-44
W at Saint Joseph's*	72-66
W at Dayton*	79-73
W RICHMOND*	62-47
W #8 GONZAGA*	64-63
L at La Salle*	53-54
W TEMPLE*	83-71
L at Saint Louis*	58-75
W RHODE ISLAND*	75-68
W ST. BONAVENTURE*	77-58
W at George Washington*	59-56
L CHARLOTTE*	67-71
W at Fordham*	68-63
W DUQUESNE*	68-49
L SAINT LOUIS*	61-65
L at #25 VCU*	52-84
W at Massachusetts*	73-62
W XAVIER*	67-62
W Dayton**	73-67
W La Salle**	69-58
L Saint Louis**	56-67
W Bucknell+	68-56
L #15 Marquette+	72-74

Atlantic 10 All-Conference: Rotnei Clarke (1st Team), Roosevelt Jones (All-Defensive), Kellen Dunham (All-Rookie), Andrew Smith (All-Academic).

Varsity Award Winners: Jackson Aldridge, Alex Barlow, Rotnei Clarke, Kellen Dunham, Erik Fromm, Roosevelt Jones, Elliott Kampen, Emerson Kampen, Kyle Marshall, Devontae Morgan, Andy Smeathers, Andrew Smith, Chase Stigall, Kameron Woods, Michael Burke (Mgr.), Jared Todd (Mgr.), Clayton Murphy (Mgr.), Christian Murphy (Mgr.).

%--Maui Invitational, Lahaina, Maui

#--Close The Gap Crossroads Classic, Bankers Life Fieldhouse.

^--ESPN College GameDay.

*--Atlantic 10 Conference game.
 **--Atlantic 10 Conference Tournament, Barclays Center, Brooklyn, N.Y.
 +--NCAA East Regional, Rupp Arena, Lexington, Ky.

BIG EAST Conference - 2013-present



Brandon Miller
2013-14
2013-14
Record: 14-17

Coach: Brandon Miller

W LAMAR	89-58
W PRINCETON	70-67
W VANDERBILT (OT)	85-77
W at Ball State	59-58
W Washington State%	76-69
L #5 Oklahoma State%	67-69
L vs. LSU% (OT)	68-70
W NORTH DAKOTA	79-64
W MANCHESTER	100-41
W Purdue#	76-70
W at Evansville	68-59
W NJIT	66-48
L #11 VILLANOVA* (OT)	73-76
L at Xavier*	68-79
L DePAUL* (2OT)	94-99
L GEORGETOWN* (OT)	67-70
L at #20 Creighton*	60-88
W MARQUETTE* (OT)	69-57
L at Providence*	56-65
L ST. JOHN'S*	52-69
W at Seton Hall*	64-57
L at Marquette*	62-69
L at Georgetown*	63-71
L XAVIER*	50-64
L CREIGHTON*	63-68
L at St. John's*	52-77
L PROVIDENCE*	81-87
L at Villanova*	48-67
W at DePaul*	79-46
W SETON HALL*	71-54
L Seton Hall**	50-51

All-BIG EAST: Kellen Dunham (2nd Team), Andrew Chrabascz (All-Rookie)

Varsity Award Winners: Jackson Aldridge, Alex Barlow, Steven Bennett, Nolan Berry, Elijah Brown, Andrew Chrabascz, Kellen Dunham, Erik Fromm, Elliott Kampen, Kyle Marshall, Michael Volovic, Kameron Woods, Jared Todd (Mgr.), Clayton Young (Mgr.), Matt Richter (Mgr.), Brad Parish (Mgr.), Christian Murphy (Mgr.), Matt Qualters (Mgr.), Jacob Spielburg (Mgr.), Patrick Baker (Mgr.).

%Old Spice Classic, Orlando, Fla.

#Close The Gap Crossroads Classic, Bankers Life Fieldhouse.

*BIG EAST game.



All-Time Results



Chris Holtmann

2014-17

Record: 23-11

Coach: Chris Holtmann

W MAINE	99-57
W CHATTANOOGA	70-48
W LOYOLA (MD.)	80-39
W vs. #5/6 North Carolina%	74-66
L vs. #rv/21 Oklahoma%	46-59
W vs. Georgetown%	64-58
W at Indiana State	77-54
W NORTHWESTERN	65-56
W KENNESAW STATE	93-51
L at Tennessee	55-67
L vs. Indiana#	73-82
W UT-MARTIN	64-37
W BELMONT	67-56
L at #6/5 Villanova*	55-67
W at #15/17 St. John's*	73-69
L PROVIDENCE*	62-66
W XAVIER*	88-76
W at #21/21 Seton Hall*	79-75 (OT)
L at Georgetown*	59-61
W CREIGHTON*	64-61
W #24 SETON HALL*	77-57
W at Marquette*	72-68 (OT)
W ST. JOHN'S*	85-62
W DePAUL*	83-73
L #6/6 VILLANOVA*	65-68
W at Creighton*	58-56
L at Xavier*	56-73
W MARQUETTE*	73-52
W at DePaul*	67-53
L GEORGETOWN*	54-60
W at #24/23 Providence*	68-64
L vs. Xavier**	61-67 (OT)
W vs. Texas+	56-48
L vs. #8 Notre Dame+	64-67 (OT)

All-BIG EAST: Kellen Dunham (1st Team), Roosevelt Jones (2nd Team), Alex Barlow (Sportsmanship Award and Scholar-Athlete of the Year)

Varsity Award Winners: Jackson Aldridge, Alex Barlow, Steven Bennett, Andrew Chrabascz, Jackson Davis, Kellen Dunham, Austin Etherington, Roosevelt Jones, Kelan Martin, Trey Pettus, Tyler Wideman, Kameron Woods, Clayton Young (Mgr.), Matt Richter (Mgr.), Brad Parrish (Mgr.), Christian Murphy (Mgr.), Matt Qualters (Mgr.), Jacob Spielburg (Mgr.), Patrick Baker (Mgr.), Evan Underwood (Mgr.), Davis Furman (Mgr.)

%Battle 4 Atlantis, Nassau, Bahamas
#Crossroads Classic, Bankers Life Fieldhouse.

*BIG EAST game.

**BIG EAST Tournament, Madison Square Garden, New York
+NCAA Tournament

2015-16

Record: 22-11

Coach: Chris Holtmann

W CITADEL	144-71
W vs. Missouri State%	93-59
W vs. Temple%	74-69
L vs. Miami (Fla.)%	75-85
W SIUE	89-73
W at #17/17 Cincinnati	78-76
W INDIANA STATE	85-71
W VMI	93-66
W TENNESSEE	94-86
W vs. #9/8 Purdue#	74-68
W SOUTHERN UTAH	88-52
W IUPUI	92-54
L #12/13 PROVIDENCE*	73-81
L at #6/6 Xavier*	69-88
W at DePaul*	77-72
L #11/13 VILLANOVA*	55-60
W ST. JOHN'S*	78-58
L at #16/17 Providence*	68-71
L at Creighton*	64-72
W DePAUL*	67-53
L at Marquette*	69-75
W GEORGETOWN*	87-76
W at St. John's*	89-56
W at Seton Hall*	81-75
L #5/4 XAVIER*	57-74
W CREIGHTON*	88-75
L at #1/1 Villanova*	67-77
W at Georgetown*	90-87 (OT)
W SETON HALL*	85-78
W MARQUETTE*	95-74
L vs. Providence**	60-74
W vs. Texas Tech+	71-61
L vs. #4/5 Virginia+	77-69

All-BIG EAST: Roosevelt Jones (2nd), Kelan Martin (2nd), Kellen Dunham (Honorable Mention and Sportsmanship Award and Scholar-Athlete of the Year)

Varsity Award Winners: Steven Bennett, Andrew Chrabascz, Jackson Davis, Kellen Dunham, Austin Etherington, Nate Fowler, Jordan Gathers, Roosevelt Jones, Tyler Lewis, Kelan Martin, Trey Pettus, Tyler Wideman, Clayton Young (Mgr.), Matt Richter (Mgr.), Brad Parrish (Mgr.), Christian Murphy (Mgr.), Matt Qualters (Mgr.), Jacob Spielburg (Mgr.), Patrick Baker (Mgr.), Evan Underwood (Mgr.), Davis Furman (Mgr.), Adam Owens (Mgr.), Sam Sturtevant (Mgr.)

%Puerto Rico Tip-Off; San Juan
#Crossroads Classic, Bankers Life Fieldhouse.

*BIG EAST game.

**BIG EAST Tournament, Madison Square Garden, New York
+NCAA Tournament

2016-17

Record: 25-9

Coach: Chris Holtmann

W NORTHERN COLORADO	89-52
W NORTHWESTERN\$	70-68
W BUCKNELL%	86-60
W NORFOLK STATE%	91-55
W vs. Vanderbilt%	76-66
W vs. #8/9 Arizona%	69-65
W at Utah	68-59
W CENTRAL ARKANSAS	82-58
L at Indiana State	71-72
W #22/23 CINCINNATI	75-65
W vs. #9/9 Indiana	83-78
W VERMONT	81-69
L at St. John's*	73-76
W PROVIDENCE*	78-61

W #1/1 VILLANOVA*	66-58
W at Georgetown*	85-76 (OT)
L at #8/8 Creighton*	64-75
W #15/14 XAVIER*	83-78
W MARQUETTE*	88-80
W at DePaul*	70-69 (OT)
W at Seton Hall*	61-54
L GEORGETOWN*	81-85
L #22/22 CREIGHTON*	67-76
W at Marquette*	68-65
L at Providence*	65-71
W ST. JOHN'S*	110-86
W DEPAUL*	82-66
W at #2/2 Villanova*	74-66
W at Xavier*	88-79
L SETON HALL*	64-70
L vs. Xavier**	57-62
W vs. Winthrop+	76-64
W vs. rv/25 Middle Tenn. State+	74-65
L vs. #6/8 North Carolina+	80-92

All-BIG EAST: Andrew Chrabascz (1st), Kelan Martin (2nd), Kamar Baldwin (All-Newcomer Team)

Varsity Award Winners: Henry Baddley, Kamar Baldwin, Steven Bennett, Andrew Chrabascz, Nate Fowler, Tyler Lewis, Kelan Martin, Sean McDermott, Trey Pettus, Kethan Savage, Tyler Wideman, Avery Woodson, Davis Furman (Mgr.), Damon Rector (Mgr.), Matthew Mace (Mgr.), Landon Mundell (Mgr.), Clay Hypes (Mgr.), Adam Owens (Mgr.), Matt Qualters (Mgr.), Patrick Baker (Mgr.), Sam Sturtevant (Mgr.), Evan Underwood (Mgr.)

\$ Gavitt Games, Indianapolis

%Continental Tire Las Vegas Invitational
#Crossroads Classic, Bankers Life Fieldhouse.

*BIG EAST game.

**BIG EAST Tournament, Madison Square Garden, New York
+NCAA Tournament




Series Records

Opponent.....	BU	Opp.						
Air Force.....	1	0	Holy Cross.....	0	1	Pennsylvania.....	2	0
Akron.....	1	0	Idaho State.....	2	0	Penn State.....	2	1
Alabama.....	1	0	Illinois.....	7	30	Pepperdine.....	1	0
Alabama State.....	1	0	Illinois-Springfield.....	1	0	Pittsburgh.....	8	6
American-Puerto Rico.....	1	0	Illinois State.....	4	5	Portland.....	4	0
Anderson.....	2	0	Illinois Wesleyan.....	2	1	Princeton.....	3	0
Appalachian State.....	0	1	Indiana.....	15	38	Providence.....	2	7
Arizona.....	1	3	Indiana State.....	70	57	Purdue.....	19	37
Arkansas.....	1	0	Indiana Wesleyan.....	1	0	Quincy.....	1	0
Auburn.....	0	2	Indianapolis.....	27	12	Radford.....	1	0
Augustana (SD).....	1	1	IPFW.....	3	0	Rhode Island.....	1	0
Austin Peay.....	1	1	Iowa.....	6	6	Richmond.....	1	1
Ball State.....	67	38	Iowa State.....	1	0	Rio Grande.....	0	1
Belmont.....	3	1	IUPUI.....	5	0	Robert Morris.....	2	0
Bethune-Cookman.....	1	0	IU-South Bend.....	1	0	Rose Hulman.....	9	8
Birmingham-Southern.....	2	0	Jacksonville.....	2	0	St. Bonaventure.....	1	0
Boston.....	1	0	James Madison.....	2	1	St. Francis (N.Y.).....	1	0
Bowling Green.....	2	4	Kalamazoo.....	1	0	St. Francis (Pa.).....	1	0
Bradley.....	11	11	Kansas State.....	1	0	St. John's (N.Y.).....	5	4
Brigham Young.....	1	0	Kennesaw State.....	1	0	St. Joseph's (Ind.).....	38	24
Bucknell.....	2	0	Kent State.....	1	1	St. Peter's.....	0	1
Cal State Fullerton.....	1	1	Kentucky.....	0	3	Samford.....	1	0
Cal State Northridge.....	1	0	Lamar.....	1	0	Saint Louis.....	11	19
Cal State Sacramento.....	2	0	La Salle.....	7	3	Saint Joseph's (Pa.).....	1	1
Carnegie Tech.....	1	0	Lehigh.....	1	0	Santa Clara.....	1	1
Carthage.....	1	0	Lipscomb.....	2	0	Savannah State.....	1	0
Centenary.....	1	0	Long Beach State.....	0	1	Seton Hall.....	7	2
Central Arkansas.....	1	0	Long Island.....	1	2	Siena.....	2	0
Central Michigan.....	2	0	Louisiana-Lafayette.....	1	0	South Alabama.....	1	0
Centre.....	2	0	LSU.....	0	2	South Dakota State.....	4	0
Charlotte.....	1	3	Louisville.....	4	6	South Florida.....	1	0
Chattanooga.....	2	0	Loyola (Ill.).....	52	30	Southern California.....	2	2
Chicago.....	9	1	Loyola (Md.).....	1	0	Southern Illinois.....	2	1
Chicago State.....	1	1	Maine.....	1	0	So. Ill.-Edwardsville.....	2	0
Cincinnati.....	8	10	Manchester.....	7	1	Southern Indiana.....	3	0
Citadel.....	1	0	Marian.....	1	1	Southern Methodist.....	1	0
City College of NY.....	1	0	Marquette.....	20	17	Southern Utah.....	1	2
Clemson.....	0	2	Marshall.....	2	0	Southwest Baptist.....	1	0
Cleveland State.....	31	8	Maryland.....	1	0	Stanford.....	2	1
Colgate.....	1	0	Maryland-Eastern Shore.....	1	0	Syracuse.....	1	1
Concordia Seminary.....	3	0	Massachusetts.....	1	0	Temple.....	2	0
Connecticut.....	0	1	Mercer.....	2	2	Tennessee.....	3	2
Cornell.....	0	1	Miami (Fla.).....	0	1	Tennessee-Martin.....	2	1
Creighton.....	6	9	Miami (Ohio).....	11	1	Texas.....	1	0
Dartmouth.....	2	0	Michigan.....	13	17	Texas Arlington.....	0	1
Davidson.....	2	0	Michigan State.....	9	14	Texas Christian (TCU).....	2	0
Dayton.....	13	10	Middle Tennessee State.....	1	0	Texas-Pan American.....	1	0
Delaware.....	2	0	Millikin.....	1	0	Texas Tech.....	2	0
Denver.....	1	0	Milwaukee.....	33	13	Toledo.....	6	14
DePaul.....	8	6	Minnesota.....	0	3	Transylvania.....	1	0
DePauw.....	87	29	Mississippi State.....	1	0	Tulane.....	4	0
Detroit.....	43	29	Mississippi Valley State.....	2	0	UAB.....	1	2
Drake.....	5	3	Missouri.....	3	3	UCLA.....	2	4
Drexel.....	0	1	Missouri St./Southwest Missouri.....	3	1	UIC.....	33	11
Duke.....	0	3	Montana State.....	2	1	Utah.....	2	1
Duquesne.....	2	1	Mount St. Mary's.....	2	0	Utah State.....	0	2
Earlham.....	19	14	Murray State.....	2	2	UTEP.....	1	0
Eastern Illinois.....	2	4	Navy.....	1	1	Valparaiso.....	67	36
Eastern Kentucky.....	3	3	Nebraska.....	1	2	Vanderbilt.....	6	0
Eastern Washington.....	0	1	Nevada.....	2	0	VCU.....	1	1
Elon.....	2	0	New Mexico.....	1	3	Vermont.....	1	0
Evansville.....	57	62	New Mexico State.....	1	0	Villanova.....	2	7
Florida.....	1	2	New Orleans.....	1	0	Vincennes.....	1	0
Florida A & M.....	0	1	NJIT.....	1	0	Virginia.....	0	1
Florida Gulf Coast.....	3	0	Norfolk State.....	1	0	Virginia Commonwealth.....	1	0
Florida International.....	2	0	North Carolina.....	3	3	Virginia Tech.....	1	0
Florida State.....	3	2	North Carolina-Wilmington.....	0	3	VMI.....	1	0
Fordham.....	2	0	North Dakota.....	0	0	Wabash.....	86	33
Franklin.....	46	18	Northeastern Illinois.....	1	0	Wake Forest.....	1	0
Fresno State.....	0	1	Northern Illinois.....	2	0	Washington.....	1	0
Gardner-Webb.....	1	0	Northern Colorado.....	2	0	Washington (Mo.).....	4	0
George Mason.....	0	1	Northern Illinois.....	6	3	Washington State.....	2	0
George Washington.....	1	0	Northern Iowa.....	2	0	Wayne State.....	3	0
Georgetown (Ky.).....	0	1	Northwestern.....	11	16	Weber State.....	0	2
Georgetown.....	4	6	Notre Dame.....	31	72	Western Illinois.....	3	1
Georgia Southern.....	1	0	Oakland City.....	2	0	Western Kentucky.....	7	16
Georgia State.....	2	0	Occidental.....	1	0	Western Michigan.....	4	1
Gonzaga.....	2	1	Ohio.....	8	2	Western Reserve.....	9	1
Grambling.....	1	0	Ohio State.....	10	31	Western State.....	4	1
Green Bay.....	31	15	Oklahoma.....	2	3	Winthrop.....	1	0
Greenville.....	1	0	Oklahoma State.....	4	1	Wisconsin.....	14	17
Grinnell.....	3	1	Oklahoma City.....	7	5	Wright State.....	27	16
Hanover.....	13	2	Old Dominion.....	3	0	Xavier.....	20	38
Hawaii.....	0	1	Oral Roberts.....	3	14	Yale.....	4	0
			Oregon State.....	1	0	Youngstown State.....	21	3
			Pacific.....	1	0			

ARCHITECTS, ENGINEERS & BUSINESS FRIENDS WORKING FOR THE FUTURE OF BUTLER

Pepper >>> BREAKING GROUND



Breaking ground for future generations.

Pepper Construction is proud to be a partner in Butler University's mission to create innovative, student-centered learning experiences that are built to engage and inspire future generations.

1850 W. 15th Street, Indianapolis, IN // (317) 681-1000 // www.pepperconstruction.com

Turner



We know that **TEAMWORK** rather than individual accomplishment defines success. **TURNER** is proud to be a member of the **BUTLER UNIVERSITY TEAM** that is transforming Hinkle Fieldhouse.



JL JACK LAURIE GROUP

Tony Shepard

Vice President
Sales/Strategic Accounts

Commercial and Residential Flooring,
Floor Care & Cleaning Services,
Interior Contracting and Sports Floors

Indianapolis, Fort Wayne & Lafayette
317.223.9343 mobile
Tony.Shepard@JackLaurieGroup.com

The **RIETH-RILEY** Way
100% Employee Owned

RIETH-RILEY
www.rieth-riley.com

PAVING THE WAY

FOR THE FUTURE FOR OVER A 100 YEARS

RIETH-RILEY CONSTRUCTION Co., INC. IS A
100% EMPLOYEE-OWNED COMPANY DEDICATED TO
BUILDING INDIANA'S INFRASTRUCTURE WITH EXCELLENCE.

RIETH-RILEY IS A PROUD SUPPORTER OF THE BUTLER BULLDOGS!

ARCHITECTURE
INTERIORDSIGN
GRAPHIC DESIGN
LANDSCAPE ARCHITECTURE
URBANDESIGN
STRATEGIC FACILITY PLANNING

CHRISTNER

Architects and Planners of
Destination Campuses for
Health, Learning, Work and Play

christnerinc.com



OPEN 24/7

Providing:
Lockout Service • Jump Starts
Damage Free Towing

317.972.9651

CONTRACTORS BUILDING FOR THE FUTURE OF BUTLER

Millennium Contractors, LLC

1401 S. Holt Road, Indianapolis, IN 46241 • 317.780.0109 phone
www.mcontractors.com



Specializing in All Your Masonry Needs

www.BIANCOFIORI.com

765.463.0559

701 Erie Street, Lafayette, IN 47904 • 1413 W 30th Street, Indianapolis, IN 46208



Full Service Facilities Solutions via
Engineered Energy Solutions and
Mechanical Services

www.johnsonmelloh.com • 317-244-5993

www.dempseyelectric.biz Licensed • Bonded • Insured

DEMPSEY ELECTRIC
ANGIE & GERRY DEMPSEY
317.717.0384

Tyson TysonOnsite.com
ONSITE™ 888.870.7200
THE PLACE FOR MOBILE SPACE



1591 N. HARDING STREET INDIANAPOLIS, IN 46202
PHONE: 317.951.2300 FAX: 317.951.2310



www.GoToLee.com
Plumbing - Lighting - HVAC - Appliances