



BUTLER

BASKETBALL

2016-2017
MEDIA GUIDE

Butler Basketball



QUICK FACTS

Butler University

Location Indianapolis, Ind.
 Founded 1855
 Enrollment 5,097 (4,551 undergraduate)
 Nickname Bulldogs
 Colors Blue and White
 Conference BIG EAST
 Home Court Hinkle Fieldhouse (9,100)
 President James Danko
 Director of Athletics Barry Collier
 Athletic Dept. Phone (317) 940-9375
 Ticket Office Phone (317) 940-3647

Coaching Staff

Head Coach:..... Chris Holtmann (Taylor, 1994)
 Record at Butler (Yrs.) 45-22 (2)
 Career Record (Yrs.) 89-76 (5)
 Office Phone (317) 940-9377
 Assistant Coaches:
 Terry Johnson (IPFW, 1998)
 Ryan Pedon (Wooster, 2000)
 Mike Schrage (Indiana, 1998)
 Coordinator of Basketball Operations:
 Brandon Crone (Butler, 2007)
 Basketball Analyst:
 Emerson Kampen (Butler, 2013)

Team Information

2015-16 Overall Record 22-11
 Home 13-3
 Away 5-5
 Neutral 4-3
 2015-16 BIG EAST Record 10-8
 Home 6-3
 Away 4-5
 League Regular Season Finish 4th-Tie
 League Tournament Finish Quarterfinals
 2016 Postseason NCAA Second Round
 Final AP Ranking rv
 Final USA Today Coaches Ranking rv

Team History

First Year of Basketball 1892-93
 All-Time Record 1540-1104 (118 seasons)
 Years in NCAA Tournament/Last 14/2016
 Best Finish National Finalist (2010 & 2011)
 Years in NIT/Last 8/2006
 Best Finish Quarterfinals (1999)
 Years in CBI/Last 1/2012
 Best Finish Semifinals (2012)
 Last Postseason Opponent Virginia
 Result L, 77-69, 2016 NCAA Second Round

Sports Information

Associate AD/MBB Contact John Dedman
 Office Phone (317) 940-9414
 Cell Phone (317) 491-5462
 E-Mail jdedman@butler.edu
 Assistant SID Kit Stetzel
 E-Mail cbstetzel@butler.edu
 SID Fax (317) 940-9808
 Press Row Phone (317) 940-9817
 Website www.butlersports.com
 Twitter @ButlerMBB | @ButlerAthletics



2016-17 Butler Men's Basketball Schedule

Date	Opponent	Time (ET)
October		
29	WABASH (Exhibition - WISH-TV)	2 p.m.
November		
5	SAGINAW VALLEY STATE (Exhibition - WISH-TV)	7 p.m.
12	NORTHERN COLORADO (FS2)	7:30 p.m.
16	NORTHWESTERN (FS1) - Gavitt Tipoff Games	7 p.m.
19	BUCKNELL (FSN) - Las Vegas Invitational	1 p.m.
21	NORFOLK STATE (FS1) - Las Vegas Invitational	8:30 p.m.
24	vs. Vanderbilt (FS1) - Las Vegas Invitational	8 p.m.
25	vs. Arizona or Santa Clara (FS1) - Las Vegas Invitational	8 or 10:30 p.m.
28	at Utah (Pac-12 Network)	9 p.m.
December		
3	CENTRAL ARKANSAS (FS2)	4 p.m.
7	at Indiana State (ESPN3)	7 p.m.
10	CINCINNATI (FS1)	4:30 p.m.
17	vs. Indiana (BTN) - Crossroads Classic	5 p.m.
21	VERMONT (FSN)	7 p.m.
29	at St. John's* (FS1)	7 p.m.
January		
1	PROVIDENCE* (CBSSN)	3 p.m.
4	VILLANOVA* (FS1)	6:30 p.m.
7	at Georgetown* (FOX)	Noon
11	at Creighton* (FS1)	9 p.m.
14	XAVIER* (FS1)	2 p.m.
16	MARQUETTE* (FS1)	Noon
21	at DePaul* (FS1)	2 p.m.
25	at Seton Hall* (FS1)	8:30 p.m.
28	GEORGETOWN* (CBSSN)	8 p.m.
31	CREIGHTON* (FS1)	7 p.m.
February		
7	at Marquette* (CBSSN)	9 p.m.
11	at Providence* (CBSSN)	4 p.m.
15	ST. JOHN'S* (FS1)	8:30 p.m.
19	DePAUL* (FS1)	1:30 p.m.
22	at Villanova* (FS1)	9 p.m.
26	at Xavier* (FS1)	3:30 p.m.
March		
4	SETON HALL* (TBA)	2:30 p.m.
8-11	at BIG EAST Tournament**	

*--BIG EAST game

**--BIG EAST Tournament Presented by New York Life, Madison Square Garden, New York, N.Y.



Butler Basketball



2016-17 Bulldogs, seated left to right: Kelan Martin, Tyler Lewis, Avery Woodson, Andrew Chrabascz, Steven Bennett, Kethan Savage, Trey Pettus. Middle Row: Davis Furman (Mgr.), Damon Rector (Mgr.), Jim Peal (Strength & Conditioning Coordinator), Assistant Coach Mike Schrage, Assistant Coach Ryan Pedon, Head Coach Chris Holtmann, Assistant Coach Terry Johnson, Basketball Analyst Emerson Kampen, Coordinator of Basketball Operations Brandon Crone, Matthew Mace (Mgr.), Landon Mundell (Mgr.), Clay Hypes (Mgr.). Back Row: Adam Owens (Mgr.), Matt Qualters (Mgr.), Paul Jorgensen, Joey Brunk, Tyler Wideman, Nate Fowler, Sean McDermott, Henry Baddley, Kamar Baldwin, Patrick Baker (Mgr.), Sam Sturtevant (Mgr.). Not pictured: Ryan Galloy (Athletic Trainer) and Evan Underwood (Mgr.).

Butler Basketball Radio Network

THE HOME OF BUTLER BASKETBALL

1070 The Fan and 93.5 FM serve as the flagship station for Butler regular season and postseason men's basketball games for the sixth consecutive season. A majority of Butler's regular season and postseason games will be heard on 1070 The Fan and 93.5 FM, with several being carried on 107.5 FM.

Play-by-play broadcast duties for the Butler games this season will be handled by Mark Minner, a 2012 Butler graduate, while former Butler basketball player Nick Gardner returns as analyst.

Radio Contacts:

Mark Minner (mark.minner@gmail.com)

Nick Gardner (nickg2430@hotmail.com)



Mark Minner (right) begins his fourth season as the "Voice of the Bulldogs," while Nick Gardner (left) returns for his 11th season on Butler's broadcast team.

2016-17 Bulldogs





2016-17 Bulldogs

ROSTER

Alphabetical

No.	Name	Pos.	Ht.	Wt.	Yr.	Hometown (High School/Previous School)
20	Henry Baddley	G/F	6-4	175	Fr.	Wadsworth, Ohio (St. Vincent St. Mary)
3	Kamar Baldwin	G	6-0	170	Fr.	Winder, Ga. (Apalachee)
25	Steven Bennett***	G	6-3	190	Sr.	New Castle, Ind. (Chrysler)
50	Joey Brunk	F/C	6-11	240	Fr.	Indianapolis, Ind. (Southport)
45	Andrew Chrabascz***	F	6-7	230	Sr.	Portsmouth, R.I. (Cushing Academy)
51	Nate Fowler*	C	6-10	240	So.	Cincinnati, Ohio (Moeller)
	Paul Jorgensen#	G	6-2	185	R-Jr.	New City, N.Y. (Don Bosco Prep/George Washington)
1	Tyler Lewis*	G	5-11	170	R-Sr.	Statesville, N.C. (Oak Hill Academy/North Carolina State)
30	Kelan Martin**	F	6-7	220	Jr.	Louisville, Ky. (Ballard)
22	Sean McDermott	G/F	6-6	190	R-Fr.	Anderson, Ind. (Pendleton Heights)
10	Trey Pettus**	G	6-4	200	Sr.	St. Louis, Mo. (MICDS)
11	Kethan Savage	G	6-3	205	R-Sr.	Fairfax, Va. (Episcopal/George Washington)
4	Tyler Wideman**	F	6-8	240	Jr.	Schererville, Ind. (Lake Central)
0	Avery Woodson	G	6-2	190	Gr.	Waynesboro, Miss. (Wayne County/Memphis)

Numerical

No.	Name	Pos.	Ht.	Wt.	Yr.	Hometown (High School/Previous School)
0	Avery Woodson	G	6-2	190	Gr.	Waynesboro, Miss. (Wayne County/Memphis)
1	Tyler Lewis*	G	5-11	170	R-Sr.	Statesville, N.C. (Oak Hill Academy/North Carolina State)
3	Kamar Baldwin	G	6-0	170	Fr.	Winder, Ga. (Apalachee)
4	Tyler Wideman**	F	6-8	240	Jr.	Schererville, Ind. (Lake Central)
10	Trey Pettus**	G	6-4	200	Sr.	St. Louis, Mo. (MICDS)
11	Kethan Savage	G	6-3	205	R-Sr.	Fairfax, Va. (Episcopal/George Washington)
20	Henry Baddley	G/F	6-4	175	Fr.	Wadsworth, Ohio (St. Vincent St. Mary)
22	Sean McDermott	G/F	6-6	190	R-Fr.	Anderson, Ind. (Pendleton Heights)
25	Steven Bennett***	G	6-3	190	Sr.	New Castle, Ind. (Chrysler)
30	Kelan Martin**	F	6-7	220	Jr.	Louisville, Ky. (Ballard)
45	Andrew Chrabascz***	F	6-7	230	Sr.	Portsmouth, R.I. (Cushing Academy)
50	Joey Brunk	F/C	6-11	240	Fr.	Indianapolis, Ind. (Southport)
51	Nate Fowler*	C	6-10	240	So.	Cincinnati, Ohio (Moeller)
	Paul Jorgensen#	G	6-2	185	R-Jr.	New City, N.Y. (Don Bosco Prep/George Washington)

*—Varsity letters earned at Butler

#--Transfer, will sit out the 2016-17 season

HEAD COACH: Chris Holtmann (Taylor, 1994)

ASSISTANT COACHES: Terry Johnson (IPFW, 1998)
Ryan Pedon (Wooster, 2000)
Mike Schrage (Indiana, 1998)

BASKETBALL ANALYST: Emerson Kampen (Butler, 2013)

DIRECTOR OF BASKETBALL OPERATIONS: Brandon Crone (Butler, 2007)

Pronunciation Guide

Chrabascz - SHRAB-iss
Kelan (Martin) - KEY-lun
Wideman - WIDE-mun
Pedon - PEA-dun
Schrage - SHRAWG-ee

2016-17 Bulldogs





2016-17 Bulldogs



#25 STEVEN BENNETT

G, 6-3, 190, Sr.
New Castle, Ind.
Chrysler

Chemistry Major

Quick Hits:

- Earned a spot on Butler's roster as a walk-on
- Finished 12th on the all-time scoring list at New Castle Chrysler High School (the same school that produced former Butler standouts Brandon Miller, Darnell Archey, Bruce Horan, Zach Hahn and Chase Stigall)
- Honorable mention All-State as a senior.
- His high school coach was his father, Steve

Of Note:

- Has appeared in 25 games in a Butler uniform, including 13 in 2015-16
- 18 of his 19 career field goal attempts have been from three-point range

Best Performances

Points

2015-16: 3 (three times), most recently at St. John's, 2/6/16
Career: 6, at Xavier, 2/21/15

Field Goals

2015-16: 2 (four times), most recently at St. John's, 2/6/16
Career: 2, at Xavier, 2/21/15

Field Goal Attempts

2015-16: 2 (four times), most recently at St. John's, 2/6/16
Career: 2 (six times), most recently at St. John's, 2/6/16

3-Point Field Goals

2015-16: 1 (three times), most recently at St. John's, 2/6/16
Career: 2, at Xavier, 2/21/15

3-Point Field Goal Attempts

2015-16: 2 (four times), most recently at St. John's, 2/6/16
Career: 2 (five times), most recently at St. John's, 2/6/16

Free Throws

2015-16: 0
Career: 0

Free Throw Attempts

2015-16: 0
Career: 0

Rebounds

2015-16: 2, vs. IUPUI, 12/28/15
Career: 2 (twice), most recently vs. IUPUI, 12/28/15

Assists

2015-16: 2, vs. Citadel, 11/14/15
Career: 2, vs. Citadel, 11/14/15

Steals

2015-16: 0
Career: 0

Blocked Shots

2015-16: 0
Career: 0

Minutes

2015-16: 10 (twice), most recently vs. VMI, 12/7/15
Career: 10 (twice), most recently vs. VMI, 12/7/15

Opponent	Date	gs	min	Total		3-Pointers		Free throws		Rebounds			pf	a	t/o	blk	stl	pts
				fg-fga	pct	3fg-fga	pct	ft-fa	pct	off	def	tot						
CITADEL	11/14/15	10	1-2	.500	1-2	.500	0-0	.000	0	1	1	1.0	0	2	0	0	0	3
vs Missouri State	11/19/15	2	0-0	.000	0-0	.000	0-0	.000	0	0	0	0.5	0	1	0	0	0	0
vs Temple	11/20/15	dnp	-	-	-	-	-	-	-	-	-	-	-	-	-	-	-	-
vs Miami	11/22/15	dnp	-	-	-	-	-	-	-	-	-	-	-	-	-	-	-	-
SIUE	11/28/15	dnp	-	-	-	-	-	-	-	-	-	-	-	-	-	-	-	-
at Cincinnati	12/2/15	dnp	-	-	-	-	-	-	-	-	-	-	-	-	-	-	-	-
INDIANA STATE	12/5/15	1	0-1	.000	0-1	.000	0-0	.000	0	0	0	0.3	0	0	0	0	0	0
VMI	12/7/15	10	0-2	.000	0-2	.000	0-0	.000	0	1	1	0.5	1	0	0	0	0	0
TENNESSEE	12/12/15	dnp	-	-	-	-	-	-	-	-	-	-	-	-	-	-	-	-
vs Purdue	12/19/15	dnp	-	-	-	-	-	-	-	-	-	-	-	-	-	-	-	-
SOUTHERN UTAH	12/22/15	7	1-2	.500	1-2	.500	0-0	.000	0	1	1	0.6	1	0	0	0	0	3
IUPUI	12/28/15	6	0-1	.000	0-1	.000	0-0	.000	0	2	2	0.8	1	0	2	0	0	0
PROVIDENCE	12/31/15	dnp	-	-	-	-	-	-	-	-	-	-	-	-	-	-	-	-
at Xavier	1/2/16	1	0-0	.000	0-0	.000	0-0	.000	0	0	0	0.7	0	0	0	0	0	0
at DePaul	1/5/16	dnp	-	-	-	-	-	-	-	-	-	-	-	-	-	-	-	-
VILLANOVA	1/10/16	dnp	-	-	-	-	-	-	-	-	-	-	-	-	-	-	-	-
ST. JOHN'S	1/16/16	2	0-0	.000	0-0	.000	0-0	.000	0	1	1	0.8	0	0	0	0	0	0
at Providence	1/19/16	dnp	-	-	-	-	-	-	-	-	-	-	-	-	-	-	-	-
at Creighton	1/23/16	dnp	-	-	-	-	-	-	-	-	-	-	-	-	-	-	-	-
DEPAUL	1/27/16	1	0-0	.000	0-0	.000	0-0	.000	0	0	0	0.7	0	0	0	0	0	0
at Marquette	1/30/16	dnp	-	-	-	-	-	-	-	-	-	-	-	-	-	-	-	-
GEORGETOWN	2/2/16	dnp	-	-	-	-	-	-	-	-	-	-	-	-	-	-	-	-
at St. John's	2/6/16	6	1-2	.500	1-2	.500	0-0	.000	1	0	1	0.7	0	0	1	0	0	3
at Seton Hall	2/10/16	dnp	-	-	-	-	-	-	-	-	-	-	-	-	-	-	-	-
XAVIER	2/13/16	dnp	-	-	-	-	-	-	-	-	-	-	-	-	-	-	-	-
CREIGHTON	2/16/16	1	0-0	.000	0-0	.000	0-0	.000	0	0	0	0.6	0	0	0	0	0	0
at Villanova	2/20/16	1	0-0	.000	0-0	.000	0-0	.000	0	0	0	0.6	0	0	0	0	0	0
at Georgetown	2/27/16	dnp	-	-	-	-	-	-	-	-	-	-	-	-	-	-	-	-
SETON HALL	3/2/16	dnp	-	-	-	-	-	-	-	-	-	-	-	-	-	-	-	-
MARQUETTE	3/5/16	2	0-0	.000	0-0	.000	0-0	.000	0	0	0	0.5	0	0	0	0	0	0
vs Providence	3/10/16	dnp	-	-	-	-	-	-	-	-	-	-	-	-	-	-	-	-
vs Texas Tech	3/17/16	dnp	-	-	-	-	-	-	-	-	-	-	-	-	-	-	-	-
vs Virginia	3/19/16	dnp	-	-	-	-	-	-	-	-	-	-	-	-	-	-	-	-
Totals		0	50	3-10	.300	3-10	.300	0-0	.000	1	6	7	0.5	3	3	3	0	9


Games played: 13
Minutes/game: 3.8
Points/game: 0.7
FG Pct: 30.0
3FG Pct: 30.0

Rebounds/game: 0.5
Assists/game: 0.2
Turnovers/game: 0.2
Assist/turnover ratio: 1.0

2016-17 Bulldogs



Opponent	Date	gs	min	Total		3-Pointers		Free throws		Rebounds				pf	a	t/o	blk	stl	pts
				fg-fga	pct	3fg-fga	pct	ft-fa	pct	off	def	tot	avg						
MAINE	11/15/14	4		0-1	.000	0-1	.000	0-0	.000	0	0	0	0.0	1	1	0	0	0	0
CHATTANOOGA	11/18/14	dnp		-	-	-	-	-	-	-	-	-	-	-	-	-	-	-	-
LOYOLA	11/22/14	6		1-2	.500	1-1	1.000	0-0	.000	1	0	1	0.5	1	0	1	0	0	3
vs North Carolina	11/26/14	dnp		-	-	-	-	-	-	-	-	-	-	-	-	-	-	-	-
vs Oklahoma	11/27/14	dnp		-	-	-	-	-	-	-	-	-	-	-	-	-	-	-	-
vs Georgetown	11/28/14	dnp		-	-	-	-	-	-	-	-	-	-	-	-	-	-	-	-
at Indiana State	12-3-14	3		0-0	.000	0-0	.000	0-0	.000	0	0	0	0.3	1	0	0	0	0	0
NORTHWESTERN	12/06/14	dnp		-	-	-	-	-	-	-	-	-	-	-	-	-	-	-	-
KENNESAW STATE	12/08/14	4		0-1	.000	0-1	.000	0-0	.000	0	1	1	0.5	0	0	0	0	0	0
at Tennessee	12/14/14	dnp		-	-	-	-	-	-	-	-	-	-	-	-	-	-	-	-
vs Indiana	12/20/14	dnp		-	-	-	-	-	-	-	-	-	-	-	-	-	-	-	-
UT-MARTIN	12/22/14	1		0-0	.000	0-0	.000	0-0	.000	0	0	0	0.4	0	0	0	0	0	0
BELMONT	12/28/14	dnp		-	-	-	-	-	-	-	-	-	-	-	-	-	-	-	-
at Villanova	12/31/14	dnp		-	-	-	-	-	-	-	-	-	-	-	-	-	-	-	-
at ST. JOHN'S	1/3/15	dnp		-	-	-	-	-	-	-	-	-	-	-	-	-	-	-	-
PROVIDENCE	01/06/15	dnp		-	-	-	-	-	-	-	-	-	-	-	-	-	-	-	-
XAVIER	01/10/15	dnp		-	-	-	-	-	-	-	-	-	-	-	-	-	-	-	-
at Seton Hall	1/13/15	dnp		-	-	-	-	-	-	-	-	-	-	-	-	-	-	-	-
at Georgetown	1/17/15	dnp		-	-	-	-	-	-	-	-	-	-	-	-	-	-	-	-
CREIGHTON	01/21/15	dnp		-	-	-	-	-	-	-	-	-	-	-	-	-	-	-	-
SETON HALL	01/25/15	2		0-1	.000	0-1	.000	0-0	.000	0	0	0	0.3	1	0	0	0	0	0
at Marquette	1/31/15	dnp		-	-	-	-	-	-	-	-	-	-	-	-	-	-	-	-
ST. JOHN'S	02/03/15	1		0-0	.000	0-0	.000	0-0	.000	0	0	0	0.3	0	0	0	0	0	0
DEPAUL	02/07/15	dnp		-	-	-	-	-	-	-	-	-	-	-	-	-	-	-	-
VILLANOVA	02/14/15	dnp		-	-	-	-	-	-	-	-	-	-	-	-	-	-	-	-
at CREIGHTON	02-16-15	dnp		-	-	-	-	-	-	-	-	-	-	-	-	-	-	-	-
at XAVIER	02/21/15	3		2-2	1.000	2-2	1.000	0-0	.000	0	0	0	0.3	0	0	0	0	0	6
MARQUETTE	02/25/15	1		0-0	.000	0-0	.000	0-0	.000	0	0	0	0.2	0	1	0	0	0	0
at DePAUL	02-28-15	dnp		-	-	-	-	-	-	-	-	-	-	-	-	-	-	-	-
GEORGETOWN	03/03/15	dnp		-	-	-	-	-	-	-	-	-	-	-	-	-	-	-	-
at PROVIDENCE	3/7/15	dnp		-	-	-	-	-	-	-	-	-	-	-	-	-	-	-	-
vs XAVIER	3/12/15	dnp		-	-	-	-	-	-	-	-	-	-	-	-	-	-	-	-
vs Texas	03/19/15	dnp		-	-	-	-	-	-	-	-	-	-	-	-	-	-	-	-
vs Notre Dame	03/21/15	dnp		-	-	-	-	-	-	-	-	-	-	-	-	-	-	-	-
Totals		0	25	3-7	.429	3-6	.500	0-0	.000	1	1	2	0.2	4	2	1	0	0	9



Opponent	Date	gs	min	Total		3-Pointers		Free throws		Rebounds				pf	a	t/o	blk	stl	pts
				fg-fga	pct	3fg-fga	pct	ft-fa	pct	off	def	tot	avg						
LAMAR	11/09/13	dnp		-	-	-	-	-	-	-	-	-	-	-	-	-	-	-	-
PRINCETON	11/16/13	dnp		-	-	-	-	-	-	-	-	-	-	-	-	-	-	-	-
VANDERBILT	11/19/13	dnp		-	-	-	-	-	-	-	-	-	-	-	-	-	-	-	-
at Ball State	11/23/13	dnp		-	-	-	-	-	-	-	-	-	-	-	-	-	-	-	-
vs Washington St.	11/28/13	dnp		-	-	-	-	-	-	-	-	-	-	-	-	-	-	-	-
vs Oklahoma St.	11/29/13	dnp		-	-	-	-	-	-	-	-	-	-	-	-	-	-	-	-
vs LSU	12/01/13	dnp		-	-	-	-	-	-	-	-	-	-	-	-	-	-	-	-
NORTH DAKOTA	12/07/13	dnp		-	-	-	-	-	-	-	-	-	-	-	-	-	-	-	-
MANCHESTER	12/09/13	5		1-1	1.000	1-1	1.000	0-0	.000	0	0	0	0.0	1	0	0	0	0	3
vs Purdue	12/14/13	dnp		-	-	-	-	-	-	-	-	-	-	-	-	-	-	-	-
at University of Evansv	12/21/13	dnp		-	-	-	-	-	-	-	-	-	-	-	-	-	-	-	-
NJIT	12/28/13	dnp		-	-	-	-	-	-	-	-	-	-	-	-	-	-	-	-
VILLANOVA	12/31/13	dnp		-	-	-	-	-	-	-	-	-	-	-	-	-	-	-	-
at Xavier	01/04/14	dnp		-	-	-	-	-	-	-	-	-	-	-	-	-	-	-	-
DEPAUL	01/09/14	dnp		-	-	-	-	-	-	-	-	-	-	-	-	-	-	-	-
GEORGETOWN	01/11/14	dnp		-	-	-	-	-	-	-	-	-	-	-	-	-	-	-	-
at Creighton	01-14-14	dnp		-	-	-	-	-	-	-	-	-	-	-	-	-	-	-	-
MARQUETTE	01/18/14	dnp		-	-	-	-	-	-	-	-	-	-	-	-	-	-	-	-
at Providence College	1/21/14	dnp		-	-	-	-	-	-	-	-	-	-	-	-	-	-	-	-
ST. JOHN'S	01/25/14	dnp		-	-	-	-	-	-	-	-	-	-	-	-	-	-	-	-
at Seton Hall	01/29/14	dnp		-	-	-	-	-	-	-	-	-	-	-	-	-	-	-	-
at MARQUETTE	2/4/14	dnp		-	-	-	-	-	-	-	-	-	-	-	-	-	-	-	-
at GEORGETOWN	02/08/14	dnp		-	-	-	-	-	-	-	-	-	-	-	-	-	-	-	-
XAVIER	02/11/14	dnp		-	-	-	-	-	-	-	-	-	-	-	-	-	-	-	-
CREIGHTON	02/13/14	dnp		-	-	-	-	-	-	-	-	-	-	-	-	-	-	-	-
at St. John's	2/18/14	dnp		-	-	-	-	-	-	-	-	-	-	-	-	-	-	-	-
PROVIDENCE COLLEGE	02/23/14	dnp		-	-	-	-	-	-	-	-	-	-	-	-	-	-	-	-
at VILLANOVA	02/26/14	1		0-0	.000	0-0	.000	0-0	.000	0	0	0	0.0	0	0	0	0	0	0
at DEPAUL	03/06/14	2		1-1	1.000	1-1	1.000	0-0	.000	1	1	2	0.7	0	0	0	0	0	3
SETON HALL	3/8/2014	dnp		-	-	-	-	-	-	-	-	-	-	-	-	-	-	-	-
vs Seton Hall	3/12/14	dnp		-	-	-	-	-	-	-	-	-	-	-	-	-	-	-	-
Totals		0	8	2-2	1.000	2-2	1.000	0-0	.000	1	1	2	0.7	1	0	0	0	0	6

Season	gp-gs	min/avg	Total		3-Point		F-Throws		Rebounds				Scoring							
			fg-fga	pct	fg-fga	pct	ft-fa	pct	off	def	tot	avg	pf	fo	ast	to	blk	stl	pts	avg
2013-14	3-0	8/2.7	2-2	1.000	2-2	1.000	0-0	.000	1	1	2	0.7	1	0	0	0	0	0	6	2.0
2014-15	9-0	25/2.8	3-7	.429	3-6	.500	0-0	.000	1	1	2	0.2	4	0	2	1	0	0	9	1.0
2015-16	13-0	50/3.8	3-10	.300	3-10	.300	0-0	.000	1	6	7	0.5	3	0	3	3	0	0	9	0.7
TOTAL	25-0	83/3.3	8-19	.421	8-18	.444	0-0	.000	3	8	11	0.4	8	0	5	4	0	0	24	1.0



2016-17 Bulldogs



#45 ANDREW CHRABASCZ

F, 6-7, 230, Sr.
Portsmouth, R.I.
Cushing Academy

Marketing Major

Quick Hits:

- Butler's fourth-leading scorer and rebounder in 2015-16 after being the team's third-leading scorer in 2014-15
- Selected to the 2013-14 BIG EAST All-Rookie Team.
- Named the top Rhode Island high school player by ESPN in 2013.
- Scored 2,268 points during his prep career at Portsmouth High School and Cushing Academy.

Of Note:

- Scored 750th career point Jan. 27, 2016 against DePaul
- Scored in double figures in 19 games in 2015-16 and 40 in his career
- His 25 points against Virginia in the 2016 NCAA Tournament were a season-high, including a career-best four three-pointers
- Had a career-high four steals at DePaul Jan. 5, 2016
- Had a career-high eight assists in the 2015-16 season opener against The Citadel.

Category	2015-16	Career
Double-Figures Scoring	19	40
20+ Point Scoring Games	1	4
30+ Point Scoring Games	0	1
Double-Figures Rebounding	1	1
Double-Doubles	1	1
Led Butler in Scoring	2	8
Led Butler in Rebounding	2	4

Best Performances

Points

2015-16: 25, vs. Virginia, 3/19/16
 Career: 30, at Marquette, 1/31/15

Field Goals

2015-16: 9, vs. Virginia, 3/19/16
 Career: 11, at Marquette, 1/31/15

Field Goal Attempts

2015-16: 13 (four times), most recently vs. Virginia, 3/19/16
 Career: 17, at Marquette, 1/31/15

3-Point Field Goals

2015-16: 4, vs. Virginia, 3/19/16
 Career: 4, vs. Virginia, 3/19/16

3-Point Field Goal Attempts

2015-16: 4, vs. Virginia, 3/19/16
 Career: 6 (twice), most recently vs. Creighton, 1/21/15

Free Throws

2015-16: 7 (twice), most recently vs. Marquette, 3/5/16
 Career: 8, vs. Notre Dame, 3/21/15

Free Throw Attempts

2015-16: 8 (twice), most recently vs. Marquette, 3/5/16
 Career: 10, vs. Seton Hall, 1/25/15

Rebounds

2015-16: 10, vs. Temple, 11/20/15
 Career: 10, vs. Temple, 11/20/15

Assists

2015-16: 8, vs. Citadel, 11/14/15
 Career: 8, vs. Citadel, 11/14/15

Steals

2015-16: 4, at DePaul, 1/5/16
 Career: 4, at DePaul, 1/5/16

Blocked Shots

2015-16: 2 (three times), most recently vs. Xavier, 2/13/16
 Career: 3, at Providence, 3/7/15

Minutes

2015-16: 41, at Georgetown, 2/27/16
 Career: 41 (twice), most recently at Georgetown, 2/27/16

Opponent	Date	gs	min	Total		3-Pointers		Free throws		Rebounds			pf	a	t/o	blk	stl	pts		
				fg-fga	pct	3fg-fga	pct	ft-fa	pct	off	def	tot							avg	
CITADEL	11/14/15	*	25	6-7	.857	0-0	.000	0-0	.000	5	3	8	8.0	3	8	2	0	3	12	
vs Missouri State	11/19/15	*	25	7-13	.538	1-4	.250	3-5	.600	1	1	2	5.0	3	2	0	1	2	18	
vs Temple	11/20/15	*	35	4-10	.400	1-1	1.000	4-4	1.000	4	6	10	6.7	1	1	0	0	2	13	
vs Miami	11/22/15	*	27	3-7	.429	0-1	.000	0-0	.000	2	0	2	5.5	4	2	0	1	0	6	
SIUE	11/28/15	*	34	4-9	.444	2-4	.500	2-4	.500	1	4	5	5.4	2	0	1	1	2	12	
at Cincinnati	12/2/15	*	22	5-7	.714	0-1	.000	1-1	1.000	2	3	5	5.3	5	3	0	0	0	11	
INDIANA STATE	12/5/15	*	31	6-13	.462	0-2	.000	7-8	.875	0	0	0	4.6	2	1	1	1	0	19	
VMI	12/7/15	*	22	5-7	.714	1-2	.500	2-3	.667	2	1	3	4.4	2	3	0	0	1	13	
TENNESSEE	12/12/15	*	33	2-3	.667	0-1	.000	3-4	.750	1	4	5	4.4	4	3	1	0	0	7	
vs Purdue	12/19/15	*	31	6-11	.545	1-4	.250	3-4	.750	1	4	5	4.5	4	3	1	2	3	16	
SOUTHERN UTAH	12/22/15	*	23	5-6	.833	1-2	.500	0-0	.000	1	5	6	4.6	0	3	0	0	0	11	
IUPUI	12/28/15	*	29	7-10	.700	0-1	.000	1-1	1.000	1	5	6	4.8	2	1	0	0	1	15	
PROVIDENCE	12/31/15	*	33	2-11	.182	0-4	.000	0-0	.000	3	2	5	4.8	2	0	2	1	0	4	
at Xavier	1/2/16	*	27	4-9	.444	1-1	1.000	1-2	.500	3	2	5	4.8	2	1	1	0	1	10	
at DePaul	1/5/16	*	32	5-7	.714	1-2	.500	5-7	.714	1	3	4	4.7	3	3	0	0	4	16	
VILLANOVA	1/10/16	*	30	1-8	.125	0-4	.000	3-4	.750	2	2	4	4.7	1	0	0	0	0	5	
ST. JOHN'S	1/16/16	*	31	4-7	.571	1-2	.500	4-4	1.000	0	1	1	4.5	3	2	2	0	0	13	
at Providence	1/19/16	*	28	2-7	.286	0-3	.000	2-2	1.000	0	4	4	4.4	4	1	2	1	1	6	
at Creighton	1/23/16	*	27	0-6	.000	0-1	.000	2-2	1.000	1	1	2	4.3	5	0	0	0	0	2	
DEPAUL	1/27/16	*	31	3-4	.750	2-2	1.000	2-2	1.000	1	4	5	4.4	2	0	3	0	1	10	
at Marquette	1/30/16	*	33	2-12	.167	0-3	.000	2-3	.667	2	3	5	4.4	1	5	1	0	1	6	
GEORGETOWN	2/2/16	*	36	2-4	.500	0-0	.000	4-4	1.000	3	6	9	4.6	4	1	1	2	1	8	
at St. John's	2/6/16	*	22	1-4	.250	1-2	.500	2-2	1.000	0	0	0	4.4	1	2	0	0	1	5	
at Seton Hall	2/10/16	*	37	5-8	.625	0-1	.000	1-1	1.000	2	3	5	4.4	4	6	2	1	2	11	
XAVIER	2/13/16	*	34	5-13	.385	2-4	.500	0-0	.000	0	0	0	4.2	1	0	1	2	1	12	
CREIGHTON	2/16/16	*	23	2-6	.333	1-2	.500	1-2	.500	1	5	6	4.3	2	3	3	0	0	6	
at Villanova	2/20/16	*	35	3-6	.500	1-2	.500	2-4	.500	2	5	7	4.4	0	1	0	0	0	9	
at Georgetown	2/27/16	*	41	3-6	.500	2-2	1.000	0-0	.000	1	2	3	4.4	1	4	1	0	1	8	
SETON HALL	3/2/16	*	35	4-6	.667	0-1	.000	1-1	1.000	1	2	3	4.3	3	1	0	1	1	9	
MARQUETTE	3/5/16	*	23	4-6	.667	0-1	.000	7-8	.875	2	1	3	4.3	4	1	2	0	1	15	
vs Providence	3/10/16	*	31	3-5	.600	0-0	.000	0-0	.000	2	1	3	4.2	4	0	3	0	1	6	
vs Texas Tech	3/17/16	*	35	4-8	.500	1-1	1.000	4-4	1.000	0	4	4	4.2	2	3	0	1	1	13	
vs Virginia	3/19/16	*	35	9-13	.692	4-4	1.000	3-5	.600	0	2	2	4.2	2	0	1	0	1	25	
Totals			31	996	128-259	.494	24-65	.369	72-91	.791	48	89	137	4.2	83	64	31	15	33	352

Games played: 33
 Minutes/game: 30.2
 Points/game: 10.7
 FG Pct: 49.4
 3FG Pct: 36.9
 FT Pct: 79.1

Rebounds/game: 4.2
 Assists/game: 1.9
 Turnovers/game: 0.9
 Assist/turnover ratio: 2.1
 Steals/game: 1.0
 Blocks/game: 0.5



2016-17 Bulldogs



#51 NATE FOWLER

**C, 6-10, 240, So.
Cincinnati, Ohio
Moeller**

Engineering Major

Quick Hits:

- One of two freshmen signed in coach Chris Holtmann's first recruiting class at Butler
- From Moeller High School, which also produced Butler standouts Alex Barlow and Mike Monserez
- Averaged 12.4 points and 10 rebounds as a junior at Moeller High School in Cincinnati.
- Missed his senior season at Moeller due to a foot injury.

Of Note:

- Had career-highs of six points and five rebounds against VMI.
- Hit his first career three-pointer in the game against Purdue and finished 2-of-3 on the season.

Best Performances

Points

2015-16/Career: 6, vs. VMI, 12/7/15

Field Goals

2015-16/Career: 3, vs. VMI, 12/7/15

Field Goal Attempts

2015-16/Career: 5, vs. VMI, 12/7/15

3-Point Field Goals

2015-16/Career: 1 (twice), most recently vs. IUPUI, 12/28/15

3-Point Field Goal Attempts

2015-16/Career: 1 (three times), most recently vs. Georgetown, 2/2/16

Free Throws

2015-16/Career: 1, at St. John's, 2/6/16

Free Throw Attempts

2015-16/Career: 2, at St. John's, 2/6/16

Rebounds

2015-16/Career: 5 (twice), most recently vs. IUPUI, 12/28/15

Assists

2015-16/Career: 2, vs. Southern Utah, 12/22/15

Steals

2015-16/Career: 1 (twice), most recently vs. St. John's, 1/16/16

Blocked Shots

2015-16/Career: 1, vs. IUPUI, 12/28/15

Minutes

2015-16/Career: 18, vs. Southern Utah, 12/22/15

Opponent	Date	gs	min	Total		3-Pointers		Free throws		Rebounds				pf	a	t/o	blk	stl	pts	
				fg-fga	pct	3fg-fga	pct	ft-fa	pct	off	def	tot	avg							
CITADEL	11/14/15	10	1-1	1.000	0-0	.000	0-0	.000	0-0	.000	1	2	3	3.0	2	1	1	0	0	2
vs Missouri State	11/19/15	12	0-0	.000	0-0	.000	0-1	.000	1	3	4	3.5	3	0	0	0	0	0	0	0
vs Temple	11/20/15	dnp	-	-	-	-	-	-	-	-	-	-	-	-	-	-	-	-	-	-
vs Miami	11/22/15	dnp	-	-	-	-	-	-	-	-	-	-	-	-	-	-	-	-	-	-
SIUE	11/28/15	5	1-1	1.000	0-0	.000	0-0	.000	0	0	0	2.3	2	0	0	0	0	0	0	2
at Cincinnati	12/2/15	dnp	-	-	-	-	-	-	-	-	-	-	-	-	-	-	-	-	-	-
INDIANA STATE	12/5/15	4	0-0	.000	0-0	.000	0-0	.000	0	0	0	1.8	1	0	0	0	0	0	0	0
VMI	12/7/15	12	3-5	.600	0-0	.000	0-0	.000	4	1	5	2.4	2	0	0	0	0	0	6	
TENNESSEE	12/12/15	dnp	-	-	-	-	-	-	-	-	-	-	-	-	-	-	-	-	-	-
vs Purdue	12/19/15	3	1-2	.500	1-1	1.000	0-0	.000	0	2	2	2.3	3	0	1	0	0	0	3	
SOUTHERN UTAH	12/22/15	18	2-3	.667	0-0	.000	0-0	.000	1	1	2	2.3	2	2	1	0	0	0	4	
IUPUI	12/28/15	8	2-3	.667	1-1	1.000	0-0	.000	3	2	5	2.6	1	0	0	1	0	0	5	
PROVIDENCE	12/31/15	dnp	-	-	-	-	-	-	-	-	-	-	-	-	-	-	-	-	-	-
at Xavier	1/2/16	10	0-0	.000	0-0	.000	0-0	.000	0	1	1	2.4	0	1	0	0	1	0	0	
at DePaul	1/5/16	dnp	-	-	-	-	-	-	-	-	-	-	-	-	-	-	-	-	-	-
VILLANOVA	1/10/16	2	0-0	.000	0-0	.000	0-0	.000	0	0	0	2.2	0	0	0	0	0	0	0	
ST. JOHN'S	1/16/16	7	0-0	.000	0-0	.000	0-0	.000	0	0	0	2.0	3	0	2	0	1	0	0	
at Providence	1/19/16	7	0-1	.000	0-0	.000	0-0	.000	1	1	2	2.0	4	0	0	0	0	0	0	
at Creighton	1/23/16	dnp	-	-	-	-	-	-	-	-	-	-	-	-	-	-	-	-	-	-
DEPAUL	1/27/16	3	0-0	.000	0-0	.000	0-0	.000	0	0	0	1.8	0	0	1	0	0	0	0	
at Marquette	1/30/16	dnp	-	-	-	-	-	-	-	-	-	-	-	-	-	-	-	-	-	-
GEORGETOWN	2/2/16	8	0-1	.000	0-1	.000	0-0	.000	0	0	0	1.7	0	0	0	0	0	0	0	
at St. John's	2/6/16	7	0-0	.000	0-0	.000	1-2	.500	0	2	2	1.7	5	0	1	0	0	1	0	
at Seton Hall	2/10/16	dnp	-	-	-	-	-	-	-	-	-	-	-	-	-	-	-	-	-	-
XAVIER	2/13/16	1	0-0	.000	0-0	.000	0-0	.000	0	0	0	1.6	0	0	0	0	0	0	0	
CREIGHTON	2/16/16	1	0-0	.000	0-0	.000	0-0	.000	0	0	0	1.5	0	0	0	0	0	0	0	
at Villanova	2/20/16	1	0-0	.000	0-0	.000	0-0	.000	0	0	0	1.4	0	0	0	0	0	0	0	
at Georgetown	2/27/16	4	0-0	.000	0-0	.000	0-0	.000	0	0	0	1.4	0	0	0	0	0	0	0	
SETON HALL	3/2/16	dnp	-	-	-	-	-	-	-	-	-	-	-	-	-	-	-	-	-	-
MARQUETTE	3/5/16	2	0-1	.000	0-0	.000	0-0	.000	0	0	0	1.3	1	0	0	0	0	0	0	
vs Providence	3/10/16	dnp	-	-	-	-	-	-	-	-	-	-	-	-	-	-	-	-	-	-
vs Texas Tech	3/17/16	dnp	-	-	-	-	-	-	-	-	-	-	-	-	-	-	-	-	-	-
vs Virginia	3/19/16	dnp	-	-	-	-	-	-	-	-	-	-	-	-	-	-	-	-	-	-
Totals		0	125	10-18	.556	2-3	.667	1-3	.333	11	15	26	1.3	29	4	7	1	2	23	

Games played: 20
Minutes/game: 6.3
Points/game: 1.2
FG Pct: 55.6
3FG Pct: 66.7
FT Pct: 33.3

Rebounds/game: 1.3
Assists/game: 0.2
Turnovers/game: 0.4
Assist/turnover ratio: 0.6
Steals/game: 0.1
Blocks/game: 0.1

2016-17 Bulldogs



Season	gp-gs	min/avg	Total		3-Point		F-Throws		Rebounds				Scoring							
			fg-fga	pct	fg-fga	pct	ft-fa	pct	off	def	tot	avg	pf	fo	ast	to	blk	stl	pts	avg
2015-16	20-0	125/6.3	10-18	.556	2-3	.667	1-3	.333	11	15	26	1.3	29	1	4	7	1	2	23	1.2
TOTAL	20-0	125/6.3	10-18	.556	2-3	.667	1-3	.333	11	15	26	1.3	29	1	4	7	1	2	23	1.2



2016-17 Bulldogs



#1 TYLER LEWIS

G, 5-11, 170, R-Sr.
Statesville, N.C.
Oak Hill Academy
North Carolina State

Marketing Major

Category	2015-16	Career
Double-Figures Scoring	6	11
Double-Figures Assists	1	2*
Led Butler in Scoring	1	1

Best Performances

Points

2015-16: 17 (twice), most recently vs. Purdue, 12/19/15
Career: 17 (twice), most recently vs. Purdue, 12/19/15

Field Goals

2015-16: 5 (twice), most recently vs. Purdue, 12/19/15
Career: 5 (twice), most recently vs. Purdue, 12/19/15

Field Goal Attempts

2015-16: 11, vs. Citadel, 11/14/15
Career: 11 (three times), most recently vs. Citadel, 11/14/15

3-Point Field Goals

2015-16: 2 (twice), most recently vs. Purdue, 12/19/15
Career: 2 (seven times), most recently vs. Purdue, 12/19/15

3-Point Field Goal Attempts

2015-16: 4 (four times), most recently vs. Providence, 3/10/16
Career: 4 (six times), most recently vs. Providence, 3/10/16

Free Throws

2015-16: 8, vs. Temple, 11/20/15
Career: 8 (twice), most recently vs. Temple, 11/20/15

Free Throw Attempts

2015-16: 8, vs. Temple, 11/20/15
Career: 9, vs. Miami (Fla.), 2/2/13*

Rebounds

2015-16: 6, vs. Purdue, 12/19/15
Career: 8, vs. Campbell, 11/16/13*

Assists

2015-16: 10, vs. Missouri State, 11/19/15
Career: 11, at Virginia Tech, 2/22/14*

Steals

2015-16: 4 (twice), most recently at St. John's, 2/6/16
Career: 4 (twice), most recently at St. John's, 2/6/16

Blocked Shots

2015-16: 0
Career: 1 (two times), most recently at Florida State, 3/9/13*

Minutes

2015-16: 33, vs. Temple, 11/20/15
Career: 39 (two times), most recently vs. NC Central, 11/20/13*

*At North Carolina State

Quick Hits:

- In his second season in a Butler uniform
- Sat out the 2014-15 season after transferring
- Played two seasons at North Carolina State before transferring
- Named to the 2012 McDonald's All-America Team following his senior season at Oak Hill Academy (Va.).
- Chosen as the 2012 Virginia Gatorade Player of the Year.

Of Note:

- Played in the St. John's game on Feb. 6 after missing four games due to a concussion
- His assist/turnover ratio (3.56) led the team
- 12th in the BIG EAST in assists (2.8 per game).
- Roosevelt Jones (11 vs. SIUE, 10 vs. Tennessee) and Lewis (10 vs. Missouri State) have each handed out double-digit assists in a game this season. Prior to the season, the last Bulldog to dish out 10 assists was Ronald Nored on Feb. 18, 2012 against Indiana State.
- His eight assists against Southern Utah were his second-highest total of the season (10 vs. Missouri State).
- His .852 free throw percentage leads the team
- Tied his career-high twice this season with 17 points, most recently vs. Purdue Dec. 19.

Opponent	Date	gs	min	Total		3-Pointers		Free throws		Rebounds				pf	a	t/o	blk	stl	pts	
				fg-fga	pct	3fg-fga	pct	ft-fa	pct	off	def	tot	avg							
CITADEL	11/14/15	*	23	5-11	.455	1-4	.250	6-7	.857	0	2	2	2.0	1	3	0	0	2	17	
vs Missouri State	11/19/15	*	25	3-6	.500	1-2	.500	2-2	1.000	0	3	3	2.5	1	10	0	0	2	9	
vs Temple	11/20/15	*	33	3-7	.429	2-4	.500	8-8	1.000	1	3	4	3.0	3	0	1	0	0	16	
vs Miami	11/22/15	*	25	1-5	.200	1-4	.250	0-0	.000	0	0	0	2.3	1	1	2	0	0	3	
SIUE	11/28/15	*	25	4-7	.571	0-2	.000	4-5	.800	0	2	2	2.2	4	4	1	0	2	12	
at Cincinnati	12/2/15	*	28	0-9	.000	0-3	.000	0-0	.000	0	2	2	2.2	2	4	1	0	0	0	
INDIANA STATE	12/5/15	*	18	1-2	.500	1-2	.500	0-0	.000	0	4	4	2.4	2	1	1	0	0	3	
YMI	12/7/15	*	31	4-9	.444	1-3	.333	3-3	1.000	0	3	3	2.5	1	5	3	0	2	12	
TENNESSEE	12/12/15	*	21	1-3	.333	1-3	.333	2-3	.667	0	1	1	2.3	0	5	2	0	0	5	
vs Purdue	12/19/15	*	32	5-7	.714	2-3	.667	5-6	.833	4	2	6	2.7	1	4	1	0	4	17	
SOUTHERN UTAH	12/22/15	*	24	4-7	.571	1-2	.500	0-0	.000	1	0	1	2.5	2	8	1	0	1	9	
IUPUI	12/28/15	*	26	1-4	.250	0-1	.000	2-2	1.000	0	1	1	2.4	1	7	1	0	0	4	
PROVIDENCE	12/31/15	*	18	0-3	.000	0-1	.000	1-2	.500	0	2	2	2.4	5	1	0	0	0	1	
at Xavier	1/2/16	*	24	3-7	.429	1-2	.500	3-3	1.000	0	2	2	2.4	1	4	0	0	0	10	
at DePaul	1/5/16	*	23	1-3	.333	1-3	.333	1-2	.500	0	0	0	2.2	4	7	1	0	0	4	
VILLANOVA	1/10/16	*	21	1-4	.250	0-3	.000	0-0	.000	0	2	2	2.2	1	1	1	0	0	2	
ST. JOHN'S	1/16/16	*	17	1-5	.200	0-2	.000	0-0	.000	0	0	0	2.1	1	1	1	0	1	2	
at Providence	1/19/16	*	11	0-2	.000	0-2	.000	0-0	.000	0	0	0	1.9	3	1	0	0	0	0	
at Creighton	1/23/16	dnp	-	-	-	-	-	-	-	-	-	-	-	-	-	-	-	-	-	
DEPAUL	1/27/16	dnp	-	-	-	-	-	-	-	-	-	-	-	-	-	-	-	-	-	
at Marquette	1/30/16	dnp	-	-	-	-	-	-	-	-	-	-	-	-	-	-	-	-	-	
GEORGETOWN	2/2/16	dnp	-	-	-	-	-	-	-	-	-	-	-	-	-	-	-	-	-	
at St. John's	2/6/16	*	20	2-5	.400	1-3	.333	2-2	1.000	0	1	1	1.9	1	5	0	0	4	7	
at Seton Hall	2/10/16	*	15	2-3	.667	1-1	1.000	0-0	.000	0	1	1	1.9	2	0	0	0	0	5	
XAVIER	2/13/16	*	14	1-4	.250	1-3	.333	0-0	.000	0	0	0	1.8	0	1	1	0	0	3	
CREIGHTON	2/16/16	*	15	0-3	.000	0-3	.000	2-2	1.000	0	1	1	1.7	1	3	0	0	2	2	
at Villanova	2/20/16	*	10	0-2	.000	0-1	.000	0-0	.000	0	0	0	1.7	2	1	0	0	1	0	
at Georgetown	2/27/16	*	15	2-4	.500	1-1	1.000	3-4	.750	0	1	1	1.6	2	1	2	0	0	8	
SETON HALL	3/2/16	*	7	1-2	.500	0-1	.000	2-2	1.000	0	0	0	1.6	0	2	1	0	0	4	
MARQUETTE	3/5/16	*	10	2-4	.500	1-2	.500	0-1	.000	0	0	0	1.5	2	2	1	0	0	5	
vs Providence	3/10/16	*	9	3-6	.500	1-4	.250	0-0	.000	1	0	1	1.5	0	0	0	0	0	7	
vs Texas Tech	3/17/16	*	4	1-2	.500	0-0	.000	0-0	.000	0	1	1	1.5	0	0	1	0	0	2	
vs Virginia	3/19/16	*	9	1-1	1.000	0-0	.000	0-0	.000	0	2	2	1.5	1	0	0	0	0	2	
Totals			16	553	53-137	.387	19-65	292	46-54	.852	7	36	43	1.5	45	82	23	0	21	171

Games played: 29
Minutes/game: 19.1
Points/game: 5.9
FG Pct: 38.7
3FG Pct: 29.2
FT Pct: 85.2

Rebounds/game: 1.5
Assists/game: 2.8
Turnovers/game: 0.8
Assist/turnover ratio: 3.6
Steals/game: 0.7

2016-17 Bulldogs



Opponent	Date	gs	min	Total		3-Pointers		Free throws		Rebounds				pf	a	t/o	blk	stl	pts	
				fg-fga	pct	3fg-fga	pct	ft-fa	pct	off	def	tot	avg							
APPALACHIAN STATE	11/8/13	*	28	4-7	.571	1-3	.333	6-6	1.000	0	1	1	1.0	3	6	1	0	1	15	
at Cincinnati	11/12/13	*	29	2-8	.250	1-4	.250	2-2	1.000	0	1	1	1.0	3	2	0	0	7		
CAMPBELL	11/16/13	*	34	3-11	.273	0-3	.000	0-0	.000	2	6	8	3.3	1	9	1	0	6		
NC CENTRAL	11/20/13	*	39	4-11	.364	0-3	.000	0-0	.000	1	2	3	3.3	4	1	1	0	1	8	
FLORIDA GULF COAST	11/26/13		10	0-1	.000	0-0	.000	2-2	1.000	0	0	0	2.6	2	2	0	0	2		
EASTERN KENTUCKY	11/30/13		11	3-4	.750	0-1	.000	0-1	.000	0	0	0	2.2	1	1	1	0	6		
NORTHWESTERN	12/4/13		16	0-4	.000	0-1	.000	0-0	.000	0	1	1	2.0	2	7	1	0	0	0	
LONG BEACH STATE	12/7/13		5	1-3	.333	0-1	.000	0-0	.000	0	0	0	1.8	1	1	1	0	2		
DETROIT	12/14/13		26	1-5	.200	1-1	1.000	3-5	.600	1	2	3	1.9	3	7	2	0	1	6	
at Tennessee	12/18/13		8	0-1	.000	0-0	.000	0-0	.000	0	0	0	1.7	1	1	1	0	0	0	
EAST CAROLINA	12/21/13		9	0-3	.000	0-1	.000	1-2	.500	0	1	1	1.6	1	4	0	0	0	1	
MISSOURI	12/28/13		18	0-3	.000	0-2	.000	1-2	.500	1	0	1	1.6	1	2	1	0	0	1	
at UNCG	12/30/13		5	0-0	.000	0-0	.000	0-0	.000	0	1	1	1.5	0	0	1	0	0	0	
PITT	1/4/14		5	0-1	.000	0-0	.000	0-0	.000	0	0	0	1.4	0	0	1	0	0	0	
at Notre Dame	01-07-14		17	1-2	.500	0-1	.000	0-0	.000	0	0	0	1.3	1	4	1	0	0	2	
VIRGINIA	1/11/14		18	1-4	.250	0-1	.000	2-2	1.000	0	1	1	1.3	1	2	1	0	0	4	
at Wake Forest	01/15/14		6	0-0	.000	0-0	.000	0-0	.000	0	0	0	1.2	0	1	1	0	0	0	
at Duke	01-18-14		15	3-5	.600	0-1	.000	0-0	.000	0	0	0	1.2	0	0	2	0	0	6	
MARYLAND	1/20/14		16	1-3	.333	0-2	.000	0-0	.000	0	0	0	1.1	1	3	0	0	0	2	
GEORGIA TECH	01/26/14		17	4-6	.667	2-3	.667	0-0	.000	0	1	1	1.1	0	3	1	0	1	10	
FLORIDA STATE	1/29/14		22	3-9	.333	0-4	.000	0-0	.000	0	2	2	1.1	1	7	0	0	0	6	
at North Carolina	02/01/14		19	1-6	.167	0-2	.000	5-6	.833	0	0	0	1.1	1	0	0	0	1	7	
at University of Miami	02-08-14	*	27	1-5	.200	1-3	.333	0-0	.000	1	0	1	1.1	2	3	2	0	0	3	
WAKE FOREST	2/11/14	*	23	2-4	.500	0-2	.000	0-0	.000	0	0	0	1.0	1	7	2	0	0	4	
at Syracuse	2/15/14	*	28	0-3	.000	0-1	.000	0-0	.000	1	1	2	1.1	3	6	0	0	0	0	
at Clemson	2/18/14	*	20	1-1	1.000	0-0	.000	2-2	1.000	1	0	1	1.1	1	4	0	0	0	4	
at Virginia Tech	02/22/14	*	36	2-7	.286	0-4	.000	4-6	.667	1	2	3	1.1	1	11	0	0	1	8	
NORTH CAROLINA	2/26/14	*	31	1-6	.167	1-3	.333	1-2	.500	0	3	3	1.2	3	6	1	0	1	4	
UNIVERSITY OF MIAMI	3/1/14	*	24	3-4	.750	1-1	1.000	0-0	.000	0	0	0	1.2	3	2	1	0	0	7	
at Pitt	03/03/14	*	19	2-3	.667	2-3	.667	0-0	.000	0	2	2	1.2	1	2	1	0	0	6	
BOSTON COLLEGE	3/9/14	*	24	3-5	.600	2-3	.667	0-0	.000	2	2	4	1.3	1	5	1	0	0	8	
vs University of Miami	03/13/14	*	18	0-3	.000	0-2	.000	0-0	.000	0	0	0	1.3	2	4	0	0	0	0	
vs Syracuse	03/14/14	*	17	2-5	.400	2-3	.667	1-2	.500	0	0	0	1.2	1	2	1	0	0	7	
vs Duke	03/15/14	*	19	0-1	.000	0-1	.000	0-0	.000	0	1	1	1.2	2	5	1	0	0	0	
vs Xavier	03/18/14	*	32	3-6	.500	1-3	.333	0-1	.000	0	3	3	1.3	0	8	1	0	0	7	
vs Saint Louis	3/20/14	*	26	3-9	.333	0-1	.000	2-2	1.000	0	1	1	1.3	2	6	7	0	0	8	
Totals			18	717	55-159	.346	15-64	.234	32-43	.744	11	34	45	1.3	51	135	38	0	7	157



Opponent	Date	gs	min	Total		3-Pointers		Free throws		Rebounds				pf	a	t/o	blk	stl	pts	
				fg-fga	pct	3fg-fga	pct	ft-fa	pct	off	def	tot	avg							
MIAMI (OHIO)	11/9/12		15	2-3	.667	0-1	.000	2-4	.500	0	2	2	2.0	1	6	1	0	0	6	
vs Penn State	11/15/12		10	0-2	.000	0-1	.000	0-0	.000	1	2	3	2.5	3	2	3	0	2	0	
vs UMass	11/16/12		22	1-3	.333	0-0	.000	3-3	1.000	0	3	3	2.7	4	1	2	0	0	5	
vs Oklahoma State	11/18/12		17	0-2	.000	0-1	.000	0-0	.000	0	2	2	2.5	0	2	0	0	0	0	
UNC ASHEVILLE	11/23/12		15	1-3	.333	0-0	.000	1-2	.500	0	0	0	2.0	0	1	2	0	0	3	
at Michigan	11/27/12		8	1-1	1.000	0-0	.000	0-0	.000	0	0	0	1.7	1	0	1	0	0	2	
vs UCONN	12/4/12		6	0-2	.000	0-0	.000	0-0	.000	0	0	0	1.4	0	0	0	0	0	0	
CLEVELAND STATE	12/8/12		9	0-0	.000	0-0	.000	0-0	.000	0	1	1	1.4	0	2	2	0	0	0	
NORFOLK STATE	12/15/12		16	1-3	.333	0-1	.000	4-6	.667	0	1	1	1.3	3	1	1	0	1	6	
STANFORD	12/18/12		4	1-2	.500	0-0	.000	2-2	1.000	0	0	0	1.2	1	0	0	0	0	4	
ST. BONAVENTURE	12/22/12		10	0-1	.000	0-0	.000	2-2	1.000	0	0	0	1.1	3	1	0	0	1	2	
WESTERN MICHIGAN	12/29/12		15	0-1	.000	0-0	.000	4-4	1.000	1	2	3	1.3	1	1	0	0	0	4	
UNCG	12/31/12		9	1-2	.500	1-1	1.000	0-0	.000	0	1	1	1.2	0	2	1	0	0	3	
at Boston College	1/5/13		4	0-1	.000	0-1	.000	0-1	.000	1	1	2	1.3	1	0	0	0	0	0	
GEORGIA TECH	1/9/13		5	0-0	.000	0-0	.000	4-4	1.000	0	1	1	1.3	1	0	0	0	0	4	
DUKE	1/12/13		2	0-1	.000	0-0	.000	0-0	.000	0	0	0	1.2	0	0	0	0	0	0	
CLEMSON	01/20/13		6	0-2	.000	0-1	.000	0-0	.000	0	0	0	1.1	0	0	0	0	0	0	
at Wake Forest	01/22/13		3	0-1	.000	0-0	.000	0-0	.000	0	0	0	1.1	0	2	0	0	0	0	
NORTH CAROLINA	01/26/13		3	0-0	.000	0-0	.000	0-0	.000	0	0	0	1.0	0	1	0	0	0	0	
at Virginia	01/29/13		15	1-3	.333	1-2	.500	0-0	.000	0	1	1	1.0	0	2	0	0	0	3	
MIAMI	02/02/13		36	4-8	.500	0-2	.000	8-9	.889	0	2	2	1.0	0	5	1	0	0	16	
at Duke	02/07/13	*	39	4-8	.500	0-1	.000	5-5	1.000	1	1	2	1.1	2	6	0	0	1	13	
at Clemson	2/10/13	*	27	2-5	.400	2-3	.667	0-0	.000	0	2	2	1.1	1	0	1	0	0	6	
VIRGINIA TECH	02/16/13		21	3-5	.600	1-2	.500	6-6	1.000	0	1	1	1.1	1	0	0	0	0	13	
FLORIDA STATE	02/19/13		10	0-3	.000	0-0	.000	2-2	1.000	1	1	2	1.2	1	1	1	0	0	2	
at North Carolina	02/23/13		5	0-1	.000	0-1	.000	0-0	.000	0	0	0	1.1	2	1	0	0	0	0	
BOSTON COLLEGE	02/27/13		16	2-3	.667	0-1	.000	0-0	.000	0	0	0	1.1	2	5	1	0	0	4	
at Georgia Tech	3/3/13		11	1-2	.500	1-1	1.000	5-6	.833	0	2	2	1.1	0	2	0	0	0	8	
WAKE FOREST	03/06/13		12	1-3	.333	0-2	.000	0-0	.000	0	0	0	1.1	1	0	2	0	0	2	
at Florida State	03/09/13		11	1-1	1.000	0-0	.000	1-2	.500	0	0	0	1.0	1	0	0	1	0	3	
vs Virginia Tech	03/14/13		6	0-1	.000	0-1	.000	4-4	1.000	0	1	1	1.0	3	0	1	0	0	4	
vs Virginia	03/15/13		19	0-0	.000	0-0	.000	2-2	1.000	0	3	3	1.1	0	4	1	0	1	2	
vs Miami	03/16/13		11	1-1	1.000	1-1	1.000	0-0	.000	0	2	2	1.1	1	0	1	0	0	3	
vs Temple	3/22/13		5	0-0	.000	0-0	.000	0-0	.000	0	1	1	1.1	0	0	1	0	0	0	
Totals			2	423	28-74	.378	7-24	.292	55-64	.859	5	33	38	1.1	34	48	22	2	6	118

Season	gp-gs	min/avg	Total		3-Point		F-Throws		Rebounds				Scoring							
			fg-fga	pct	fg-fga	pct	ft-fa	pct	off	def	tot	avg	pf	fo	ast	to	blk	stl	pts	avg
2012-13*	34-2	423/12.4	28-74	.378	7-24	.292	55-64	.859	5	33	38	1.1	34	0	48	22	2	6	118	3.5
2013-14*	36-18	717/19.9	55-159	.346	15-64	.234	32-43	.744	11	34	45	1.3	51	0	135	38	0	7	157	4.4
2015-16	29-16	553/19.1	53-137	.387	19-65	.292	46-54	.852	7	36	43	1.5	45	1	82	23	0	21	171	5.9
TOTAL	29-16	553/19.1	53-137	.387	19-65	.292	46-54	.852	7	36	43	1.5	45	1	82	23	0	21	171	5.9
All*	99-36	1693/17.1	136-370	.36																



2016-17 Bulldogs



#30 KELAN MARTIN

**F, 6-7, 220, Jr.
Louisville, Ky.
Ballard**

Sports Media Major

Category	2015-16	Career
Double-Figures Scoring	26	37
20+ Point Scoring Games	9	10
30+ Point Scoring Games	1	1
Double-Figures Rebounding	8	8
Double-Doubles	8	8
Led Butler in Scoring	14	16
Led Butler in Rebounding	14	15

Best Performances

Points

2015-16: 35, vs. Georgetown, 2/2/16
Career: 35, vs. Georgetown, 2/2/16

Field Goals

2015-16: 11, at Marquette, 1/30/16
Career: 11, at Marquette, 1/30/16

Field Goal Attempts

2015-16: 23, at Creighton, 1/23/16
Career: 23, at Creighton, 1/23/16

3-Point Field Goals

2015-16: 5, vs. Tennessee, 12/12/15
Career: 5, vs. Tennessee, 12/12/15

3-Point Field Goal Attempts

2015-16: 9, at Villanova, 2/20/16
Career: 9, at Villanova, 2/20/16

Free Throws

2015-16: 12, vs. Georgetown, 2/2/16
Career: 12, vs. Georgetown, 2/2/16

Free Throw Attempts

2015-16: 15, at Georgetown, 2/27/16
Career: 15, at Georgetown, 2/27/16

Rebounds

2015-16: 12, vs. Xavier, 2/13/16
Career: 12, vs. Xavier, 2/13/16

Assists

2015-16: 4, vs. Providence, 3/10/16
Career: 4, vs. Providence, 3/10/16

Steals

2015-16: 4, vs. Indiana State, 12/5/15
Career: 4, vs. Indiana State, 12/5/15

Blocked Shots

2015-16: 4 (twice), most recently at Georgetown, 2/27/16
Career: 4 (twice), most recently at Georgetown, 2/27/16

Minutes

2015-16: 42, at Georgetown, 2/27/16
Career: 42, at Georgetown, 2/27/16

Quick Hits:

- 2015-16 All-BIG EAST Second Team
- Butler's second-leading scorer for the 2015-16 season (15.7 points per game)
- One of only three players who earned first or second team All-BIG EAST honors in 2015-16 season to return for the 2016-17 campaign
- Led the team in scoring 14 times in 2015-16 (and 16 for his career).
- One of three players in Ballard High School history to score 2,000 career points.
- Named to the 2014 Kentucky All-Star Team; First Team All-State in 2013-14

Of Note:

- Two-time BIG EAST Player of the Week
- His 35 points against Georgetown Feb. 2, 2016 were a career-high
- Scored in double figures 26 times in 2015-16, including 10 20-point performances
- Had eight double-doubles in 2015-16, including three straight (St. John's, at Providence, at Creighton)
- In 2015-16, finished seventh in the BIG EAST in scoring (15.7)
- 12th in the BIG EAST at .377 from three-point range in 2015-16
- Ranked eighth in the BIG EAST in rebounding (6.8 per game)

Opponent	Date	gs	min	Total		3-Pointers		Free throws		Rebounds					pts				
				fg-fga	pct	3fg-fga	pct	ft-fa	pct	off	def	tot	avg	pf		a	t/o	blk	stl
CITADEL	11/14/15	16	5-7	.714	2-3	.667	1-2	.500	4	6	10	10.0	5	3	2	0	0	13	
vs Missouri State	11/19/15	21	6-7	.857	2-3	.667	4-7	.571	0	3	3	6.5	3	2	1	0	0	18	
vs Temple	11/20/15	25	4-12	.333	0-3	.000	0-0	.000	3	6	9	7.3	3	1	3	1	0	8	
vs Miami	11/22/15	28	3-5	.600	0-1	.000	2-2	1.000	0	5	5	6.8	3	0	3	0	0	8	
SIUE	11/28/15	17	1-3	.333	0-1	.000	1-3	.333	0	2	2	5.8	4	1	3	0	0	3	
at Cincinnati	12/2/15	24	4-10	.400	2-4	.500	4-5	.800	1	2	3	5.3	2	1	0	0	1	14	
INDIANA STATE	12/5/15	29	10-14	.714	1-2	.500	3-4	.750	1	4	5	5.3	0	1	3	2	4	24	
VMI	12/7/15	20	8-10	.800	1-2	.500	3-6	.500	1	7	8	5.6	3	1	2	0	0	20	
TENNESSEE	12/12/15	20	9-18	.500	5-8	.625	2-2	1.000	2	9	11	6.2	4	0	2	0	0	25	
vs Purdue	12/19/15	22	2-9	.222	0-2	.000	3-5	.600	1	3	4	6.0	1	0	0	0	0	7	
SOUTHERN UTAH	12/22/15	21	4-5	.800	2-2	1.000	2-2	1.000	1	1	2	5.6	4	0	2	1	1	12	
IUPUI	12/28/15	19	8-11	.727	2-3	.667	1-1	1.000	2	1	3	5.4	3	2	1	0	2	19	
PROVIDENCE	12/31/15	31	8-17	.471	0-4	.000	4-4	1.000	2	7	9	5.7	3	2	1	0	1	20	
at Xavier	1/2/16	* 30	5-13	.385	1-3	.333	0-0	.000	4	3	7	5.8	3	0	3	1	2	11	
at DePaul	1/5/16	24	3-8	.375	0-2	.000	6-7	.857	0	4	4	5.7	2	0	3	0	0	12	
VILLANOVA	1/10/16	19	1-8	.125	0-0	.000	0-1	.000	2	3	5	5.6	3	0	0	0	0	2	
ST. JOHN'S	1/16/16	31	9-16	.563	1-2	.500	3-4	.750	3	7	10	5.9	1	1	1	1	1	22	
at Providence	1/19/16	30	7-14	.500	1-3	.333	0-0	.000	1	10	11	6.2	4	2	2	0	0	15	
at Creighton	1/23/16	35	8-23	.348	3-8	.375	3-4	.750	3	8	11	6.4	2	2	1	0	2	22	
DEPAUL	1/27/16	* 31	2-9	.222	0-2	.000	4-4	1.000	1	3	4	6.3	3	1	0	0	1	8	
at Marquette	1/30/16	* 38	11-20	.550	3-6	.500	2-2	1.000	2	3	5	6.2	3	0	0	1	1	27	
GEORGETOWN	2/2/16	* 38	10-18	.556	3-6	.500	12-13	.923	3	5	8	6.3	2	0	2	4	1	35	
at St. John's	2/6/16	* 25	6-12	.500	2-4	.500	4-5	.800	0	5	5	6.3	3	0	3	1	1	18	
at Seton Hall	2/10/16	* 36	7-13	.538	1-2	.500	8-10	.800	0	10	10	6.4	2	0	3	0	0	23	
XAVIER	2/13/16	* 34	6-20	.300	0-4	.000	3-3	1.000	5	7	12	6.6	2	1	0	0	1	15	
CREIGHTON	2/16/16	* 35	6-18	.333	4-8	.500	5-7	.714	2	6	8	6.7	4	1	1	0	0	21	
at Villanova	2/20/16	* 35	6-18	.333	3-9	.333	4-6	.667	0	3	3	6.6	2	2	0	0	0	19	
at Georgetown	2/27/16	* 42	4-15	.267	1-4	.250	9-15	.600	2	5	7	6.6	2	3	1	4	3	18	
SETON HALL	3/2/16	* 35	4-12	.333	1-4	.250	4-4	1.000	1	8	9	6.7	3	1	3	1	0	13	
MARQUETTE	3/5/16	27	6-12	.500	1-4	.250	2-4	.500	2	7	9	6.7	3	2	3	0	0	15	
vs Providence	3/10/16	* 34	4-15	.267	2-7	.286	3-3	1.000	2	8	10	6.8	2	4	4	0	0	13	
vs Texas Tech	3/17/16	* 32	4-9	.444	2-4	.500	1-1	1.000	1	6	7	6.8	2	2	1	1	2	11	
vs Virginia	3/19/16	* 31	2-8	.250	0-2	.000	2-2	1.000	0	5	5	6.8	2	0	0	0	1	6	
Totals		14	935	183-409	.447	46-122	.377	105-138	.761	52	172	224	6.8	88	36	54	18	25	517

Games played: 33
Minutes/game: 28.3
Points/game: 15.7
FG Pct: 44.7
3FG Pct: 37.7
FT Pct: 76.1

Rebounds/game: 6.8
Assists/game: 1.1
Turnovers/game: 1.6
Assist/turnover ratio: 0.7
Steals/game: 0.8
Blocks/game: 0.5

2016-17 Bulldogs



Opponent	Date	gs	min	Total		3-Pointers		Free throws		Rebounds				pf	a	t/o	blk	stl	pts
				fg-fga	pct	3fg-fga	pct	ft-fa	pct	off	def	tot	avg						
MAINE	11/15/14	20	5-10	.500	0-4	.000	2-3	.667	1	1	2	2.0	3	2	1	0	0	12	
CHATTANOOGA	11/18/14	9	0-3	.000	0-1	.000	0-1	.000	1	0	1	1.5	2	0	0	0	0	0	
LOYOLA	11/22/14	18	9-13	.692	3-5	.600	2-2	1.000	3	4	7	3.3	0	2	0	0	1	23	
vs North Carolina	11/26/14	17	5-11	.455	3-6	.500	4-6	.667	1	5	6	4.0	2	0	2	0	0	17	
vs Oklahoma	11/27/14	16	1-8	.125	0-3	.000	1-1	1.000	1	1	2	3.6	3	0	3	0	0	3	
vs Georgetown	11/28/14	15	4-8	.500	0-2	.000	2-2	1.000	1	1	2	3.3	1	0	0	0	0	10	
at Indiana State	12-3-14	19	5-8	.625	0-2	.000	1-1	1.000	0	2	2	3.1	3	0	1	0	0	11	
NORTHWESTERN	12/06/14	13	1-4	.250	0-1	.000	0-0	.000	0	1	1	2.9	0	1	0	0	0	2	
KENNESAW STATE	12/08/14	20	5-9	.556	4-7	.571	3-4	.750	1	1	2	2.8	1	0	1	0	1	17	
at Tennessee	12/14/14	14	4-9	.444	3-8	.375	2-5	.400	0	3	3	2.8	2	0	1	0	1	13	
vs Indiana	12/20/14	15	4-11	.364	0-3	.000	0-0	.000	0	2	2	2.7	1	0	1	2	0	8	
UT-MARTIN	12/22/14	19	4-11	.364	0-4	.000	2-3	.667	2	2	4	2.8	2	0	2	0	0	10	
BELMONT	12/28/14	16	2-7	.286	0-4	.000	0-0	.000	1	1	2	2.8	3	0	2	0	0	4	
at Villanova	12/31/14	15	1-6	.167	0-3	.000	0-1	.000	0	0	0	2.6	3	1	2	0	0	2	
at ST. JOHN'S	1/3/15	7	0-2	.000	0-1	.000	0-0	.000	0	0	0	2.4	1	0	0	0	0	0	
PROVIDENCE	01/06/15	11	1-3	.333	0-2	.000	0-0	.000	0	0	0	2.3	1	0	1	0	0	2	
XAVIER	01/10/15	14	1-5	.200	1-4	.250	2-2	1.000	1	1	2	2.2	2	0	1	0	0	5	
at Seton Hall	1/13/15	11	2-7	.286	0-2	.000	1-2	.500	1	0	1	2.2	0	3	1	0	0	5	
at Georgetown	1/17/15	16	4-9	.444	0-0	.000	0-0	.000	0	3	3	2.2	0	0	1	0	0	8	
CREIGHTON	01/21/15	14	2-6	.333	0-0	.000	3-3	1.000	1	1	2	2.2	0	1	2	0	1	7	
SETON HALL	01/25/15	17	4-7	.571	0-1	.000	2-3	.667	0	1	1	2.1	2	0	0	1	0	10	
at Marquette	1/31/15	15	2-5	.400	0-1	.000	0-0	.000	1	3	4	2.2	2	0	2	0	0	4	
ST. JOHN'S	02/03/15	11	3-5	.600	0-0	.000	1-2	.500	0	0	0	2.1	1	1	1	0	0	7	
DEPAUL	02/07/15	16	2-6	.333	0-0	.000	0-0	.000	2	1	3	2.2	3	1	2	0	0	4	
VILLANOVA	02/14/15	13	3-6	.500	1-3	.333	3-4	.750	1	3	4	2.2	0	0	0	0	0	10	
at CREIGHTON	02-16-15	9	1-1	1.000	0-0	.000	0-1	.000	0	0	0	2.2	2	0	0	1	0	2	
at XAVIER	02/21/15	24	3-14	.214	0-1	.000	2-3	.667	1	3	4	2.2	2	0	1	1	0	8	
MARQUETTE	02/25/15	14	3-5	.600	1-1	1.000	2-2	1.000	1	1	2	2.2	1	2	1	0	0	9	
at DePAUL	02-28-15	12	1-3	.333	0-1	.000	1-2	.500	0	1	1	2.2	2	1	2	0	0	3	
GEORGETOWN	03/03/15	7	1-3	.333	1-1	1.000	0-0	.000	0	0	0	2.1	0	0	0	0	0	3	
at PROVIDENCE	3/7/15	19	5-9	.556	2-4	.500	2-2	1.000	0	5	5	2.2	2	0	0	1	1	14	
vs XAVIER	3/12/15	14	0-1	.000	0-1	.000	0-0	.000	0	2	2	2.2	0	0	1	2	0	0	
vs Texas	03/19/15	15	3-5	.600	0-0	.000	1-1	1.000	0	0	0	2.1	3	0	1	0	0	7	
vs Notre Dame	03/21/15	10	0-1	.000	0-1	.000	3-4	.750	0	0	0	2.1	2	0	0	0	0	3	
Totals		0	495	91-221	.412	19-77	.247	42-60	.700	21	49	70	2.1	54	15	33	8	5	243

Season	gp-gs	min/avg	Total		3-Point		F-Throws		Rebounds				Scoring							
			fg-fga	pct	fg-fga	pct	ft-fa	pct	off	def	tot	avg	pf	fo	ast	to	blk	stl	pts	avg
2014-15	34-0	495/14.6	91-221	.412	19-77	.247	42-60	.700	21	49	70	2.1	54	0	15	33	8	5	243	7.1
2015-16	33-14	935/28.3	183-409	.447	46-122	.377	105-138	.761	52	172	224	6.8	88	1	36	54	18	25	517	15.7
TOTAL	67-14	1430/21.3	274-630	.435	65-199	.327	147-198	.742	73	221	294	4.4	142	1	51	87	26	30	760	11.3



2016-17 Bulldogs



#10 TREY PETTUS

**G, 6-4, 200, Sr.
St. Louis, Mo.
MICDS**

Actuarial Science Major

Quick Hits:

- Earned a spot on the 2014-15 Butler roster during walk-on tryouts.
- Competed as a member of Butler's club basketball team as a freshman.

Of Note:

- Played in 10 games during the 2015-16 season
- Has seen action in 14 games as a Bulldog
- Entering his senior season, he has nine assists against only one turnover

Best Performances

Points

2015-16: 5, vs. Citadel, 11/14/15
Career: 5 (twice), most recently vs. Citadel, 11/14/15

Field Goals

2015-16: 1, (twice), most recently vs. Missouri State, 11/19/15
Career: 2, vs. Maine, 11/15/14

Field Goal Attempts

2015-16: 3, vs. VMI, 12/7/15
Career: 3, vs. VMI, 12/7/15

3-Point Field Goals

2015-16: 1 (twice), most recently vs. Missouri State, 11/19/15
Career: 1 (three times), most recently vs. Missouri State, 11/19/15

3-Point Field Goal Attempts

2015-16: 2, vs. Citadel, 11/14/15
Career: 2, vs. Citadel, 11/14/15

Free Throws

2015-16: 2, vs. Citadel, 11/14/15
Career: 2, vs. Citadel, 11/14/15

Free Throw Attempts

2015-16: 4, vs. Citadel, 11/14/15
Career: 4, vs. Citadel, 11/14/15

Rebounds

2015-16: 2 (twice), most recently vs. IUPUI, 12/28/15
Career: 2 (twice), most recently vs. IUPUI, 12/28/15

Assists

2015-16: 2, vs. VMI, 12/7/15
Career: 3, vs. Kennesaw State, 12/8/14

Steals

2015-16: 1, vs. Southern Utah, 12/22/15
Career: 1 (three times), most recently vs. Southern Utah, 12/22/15

Blocked Shots

2015-16: 0
Career: 0

Minutes

2015-16: 8, vs. Citadel, 11/14/15
Career: 8, vs. Citadel, 11/14/15

Opponent	Date	gs	min	Total		3-Pointers		Free throws		Rebounds				pf	a	t/o	blk	stl	pts
				fg-fga	pct	3fg-fga	pct	ft-fa	pct	off	def	tot	avg						
CITADEL	11/14/15	8		1-2	.500	1-2	.500	2-4	.500	1	1	2	2.0	1	1	0	0	0	5
vs Missouri State	11/19/15	6		1-1	1.000	1-1	1.000	0-0	.000	0	0	0	1.0	0	1	0	0	0	3
vs Temple	11/20/15	dnp		-	-	-	-	-	-	-	-	-	-	-	-	-	-	-	-
vs Miami	11/22/15	dnp		-	-	-	-	-	-	-	-	-	-	-	-	-	-	-	-
SIUE	11/28/15	dnp		-	-	-	-	-	-	-	-	-	-	-	-	-	-	-	-
at Cincinnati	12/2/15	dnp		-	-	-	-	-	-	-	-	-	-	-	-	-	-	-	-
INDIANA STATE	12/5/15	dnp		-	-	-	-	-	-	-	-	-	-	-	-	-	-	-	-
VMI	12/7/15	5	0-3	.000	0-0	.000	0-0	.000	0	1	1	1.0	0	2	0	0	0	0	
TENNESSEE	12/12/15	dnp		-	-	-	-	-	-	-	-	-	-	-	-	-	-	-	-
vs Purdue	12/19/15	dnp		-	-	-	-	-	-	-	-	-	-	-	-	-	-	-	-
SOUTHERN UTAH	12/22/15	5	0-0	.000	0-0	.000	0-0	.000	0	0	0	0.8	0	1	0	0	1	0	
IUPUI	12/28/15	7	0-2	.000	0-1	.000	0-0	.000	0	2	2	1.0	0	1	0	0	0	0	
PROVIDENCE	12/31/15	dnp		-	-	-	-	-	-	-	-	-	-	-	-	-	-	-	-
at Xavier	1/2/16	dnp		-	-	-	-	-	-	-	-	-	-	-	-	-	-	-	-
at DePaul	1/5/16	dnp		-	-	-	-	-	-	-	-	-	-	-	-	-	-	-	-
VILLANOVA	1/10/16	dnp		-	-	-	-	-	-	-	-	-	-	-	-	-	-	-	-
ST. JOHN'S	1/16/16	dnp		-	-	-	-	-	-	-	-	-	-	-	-	-	-	-	-
at Providence	1/19/16	dnp		-	-	-	-	-	-	-	-	-	-	-	-	-	-	-	-
at Creighton	1/23/16	2	0-0	.000	0-0	.000	0-0	.000	0	0	0	0.8	0	0	0	0	0	0	
DEPAUL	1/27/16	1	0-0	.000	0-0	.000	0-0	.000	0	0	0	0.7	0	0	0	0	0	0	
at Marquette	1/30/16	dnp		-	-	-	-	-	-	-	-	-	-	-	-	-	-	-	-
GEORGETOWN	2/2/16	dnp		-	-	-	-	-	-	-	-	-	-	-	-	-	-	-	-
at St. John's	2/6/16	4	0-0	.000	0-0	.000	0-0	.000	0	1	1	0.8	1	0	0	0	0	0	
at Seton Hall	2/10/16	dnp		-	-	-	-	-	-	-	-	-	-	-	-	-	-	-	-
XAVIER	2/13/16	dnp		-	-	-	-	-	-	-	-	-	-	-	-	-	-	-	-
CREIGHTON	2/16/16	1	0-0	.000	0-0	.000	0-0	.000	0	0	0	0.7	0	0	0	0	0	0	
at Villanova	2/20/16	dnp		-	-	-	-	-	-	-	-	-	-	-	-	-	-	-	-
at Georgetown	2/27/16	dnp		-	-	-	-	-	-	-	-	-	-	-	-	-	-	-	-
SETON HALL	3/2/16	dnp		-	-	-	-	-	-	-	-	-	-	-	-	-	-	-	-
MARQUETTE	3/5/16	2	0-0	.000	0-0	.000	0-0	.000	0	0	0	0.6	0	0	0	0	0	0	
vs Providence	3/10/16	dnp		-	-	-	-	-	-	-	-	-	-	-	-	-	-	-	-
vs Texas Tech	3/17/16	dnp		-	-	-	-	-	-	-	-	-	-	-	-	-	-	-	-
vs Virginia	3/19/16	dnp		-	-	-	-	-	-	-	-	-	-	-	-	-	-	-	-
Totals		0	41	2-8	.250	2-4	.500	2-4	.500	1	5	6	0.6	2	6	0	0	1	8

Games played: 10
Minutes/game: 4.1
Points/game: 0.8
FG Pct: 25.0
3FG Pct: 50.0
FT Pct: 50.0

Rebounds/game: 0.6
Assists/game: 0.6
Assist/turnover ratio: 99.9
Steals/game: 0.1

2016-17 Bulldogs



Opponent	Date	gs	min	Total		3-Pointers		Free throws		Rebounds				pf	a	t/o	blk	stl	pts	
				fg-fga	pct	3fg-fga	pct	ft-fa	pct	off	def	tot	avg							
MAINE	11/15/14		4	2-2	1.000	1-1	1.000	0-0	.000	0	0	0	0.0	0	0	1	0	1	5	
CHATTANOOGA	11/18/14	dnp	-	-	-	-	-	-	-	-	-	-	-	-	-	-	-	-	-	
LOYOLA	11/22/14		5	0-1	.000	0-0	.000	0-0	.000	0	0	0	0.0	0	0	0	0	0	0	
vs North Carolina	11/26/14	dnp	-	-	-	-	-	-	-	-	-	-	-	-	-	-	-	-	-	
vs Oklahoma	11/27/14	dnp	-	-	-	-	-	-	-	-	-	-	-	-	-	-	-	-	-	
vs Georgetown	11/28/14	dnp	-	-	-	-	-	-	-	-	-	-	-	-	-	-	-	-	-	
at Indiana State	12-3-14	dnp	-	-	-	-	-	-	-	-	-	-	-	-	-	-	-	-	-	
NORTHWESTERN	12/06/14	dnp	-	-	-	-	-	-	-	-	-	-	-	-	-	-	-	-	-	
KENNESAW STATE	12/08/14		4	0-0	.000	0-0	.000	0-0	.000	0	0	0	0.0	0	3	0	0	1	0	
at Tennessee	12/14/14	dnp	-	-	-	-	-	-	-	-	-	-	-	-	-	-	-	-	-	
vs Indiana	12/20/14	dnp	-	-	-	-	-	-	-	-	-	-	-	-	-	-	-	-	-	
UT-MARTIN	12/22/14	dnp	-	-	-	-	-	-	-	-	-	-	-	-	-	-	-	-	-	
BELMONT	12/28/14	dnp	-	-	-	-	-	-	-	-	-	-	-	-	-	-	-	-	-	
at Villanova	12/31/14	dnp	-	-	-	-	-	-	-	-	-	-	-	-	-	-	-	-	-	
at ST. JOHN'S	1/3/15	dnp	-	-	-	-	-	-	-	-	-	-	-	-	-	-	-	-	-	
PROVIDENCE	01/06/15	dnp	-	-	-	-	-	-	-	-	-	-	-	-	-	-	-	-	-	
XAVIER	01/10/15	dnp	-	-	-	-	-	-	-	-	-	-	-	-	-	-	-	-	-	
at Seton Hall	1/13/15	dnp	-	-	-	-	-	-	-	-	-	-	-	-	-	-	-	-	-	
at Georgetown	1/17/15	dnp	-	-	-	-	-	-	-	-	-	-	-	-	-	-	-	-	-	
CREIGHTON	01/21/15	dnp	-	-	-	-	-	-	-	-	-	-	-	-	-	-	-	-	-	
SETON HALL	01/25/15		2	0-0	.000	0-0	.000	0-0	.000	0	0	0	0.0	0	0	0	0	0	0	
at Marquette	1/31/15	dnp	-	-	-	-	-	-	-	-	-	-	-	-	-	-	-	-	-	
ST. JOHN'S	02/03/15	dnp	-	-	-	-	-	-	-	-	-	-	-	-	-	-	-	-	-	
DEPAUL	02/07/15	dnp	-	-	-	-	-	-	-	-	-	-	-	-	-	-	-	-	-	
VILLANOVA	02/14/15	dnp	-	-	-	-	-	-	-	-	-	-	-	-	-	-	-	-	-	
at CREIGHTON	02-16-15	dnp	-	-	-	-	-	-	-	-	-	-	-	-	-	-	-	-	-	
at XAVIER	02/21/15	dnp	-	-	-	-	-	-	-	-	-	-	-	-	-	-	-	-	-	
MARQUETTE	02/25/15	dnp	-	-	-	-	-	-	-	-	-	-	-	-	-	-	-	-	-	
at DePAUL	02-28-15	dnp	-	-	-	-	-	-	-	-	-	-	-	-	-	-	-	-	-	
GEORGETOWN	03/03/15	dnp	-	-	-	-	-	-	-	-	-	-	-	-	-	-	-	-	-	
at PROVIDENCE	3/7/15	dnp	-	-	-	-	-	-	-	-	-	-	-	-	-	-	-	-	-	
vs XAVIER	3/12/15	dnp	-	-	-	-	-	-	-	-	-	-	-	-	-	-	-	-	-	
vs Texas	03/19/15	dnp	-	-	-	-	-	-	-	-	-	-	-	-	-	-	-	-	-	
vs Notre Dame	03/21/15	dnp	-	-	-	-	-	-	-	-	-	-	-	-	-	-	-	-	-	
Totals			0	15	2-3	.667	1-1	1.000	0-0	.000	0	0	0	0.0	0	3	1	0	2	5

Season	gp-gs	min/avg	Total		3-Point		F-Throws		Rebounds				Scoring							
			fg-fga	pct	fg-fga	pct	ft-fa	pct	off	def	tot	avg	pf	fo	ast	to	blk	stl	pts	avg
2014-15	4-0	15/3.8	2-3	.667	1-1	1.000	0-0	.000	0	0	0	0.0	0	0	3	1	0	2	5	1.3
2015-16	10-0	41/4.1	2-8	.250	2-4	.500	2-4	.500	1	5	6	0.6	2	0	6	0	0	1	8	0.8
TOTAL	14-0	56/4.0	4-11	.364	3-5	.600	2-4	.500	1	5	6	0.4	2	0	9	1	0	3	13	0.9



2016-17 Bulldogs



#4 TYLER WIDEMAN

F, 6-8, 240, Jr.
Scherverville, Ind.
Lake Central

Middle and Secondary
Education Major

Category	2015-16	Career
Double-Figures Scoring	11	11
Double-Figures Rebounding	2	2
Led Butler in Scoring	1	1
Led Butler in Rebounding	8	10

Best Performances

Points

2015-16: 18, vs. Citadel, 11/14/15
Career: 18, vs. Citadel, 11/14/15

Field Goals

2015-16: 8, vs. Citadel, 11/14/15
Career: 8, vs. Citadel, 11/14/15

Field Goal Attempts

2015-16: 9, at St. John's, 2/6/16
Career: 9, at St. John's, 2/6/16

3-Point Field Goals

2015-16: 0
Career: 0

3-Point Field Goal Attempts

2015-16: 1, vs. Villanova, 1/10/16
Career: 1, vs. Villanova, 1/10/16

Free Throws

2015-16: 6, vs. Tennessee, 12/12/15
Career: 6, vs. Tennessee, 12/12/15

Free Throw Attempts

2015-16: 7 (twice), most recently vs. Tennessee, 12/12/15
Career: 7 (twice), most recently vs. Tennessee, 12/12/15

Rebounds

2015-16: 10 (twice), most recently at Creighton, 1/23/16
Career: 10 (twice), most recently at Creighton, 1/23/16

Assists

2015-16: 3 (twice), most recently at Villanova, 2/20/16
Career: 4, at Xavier, 2/21/15

Steals

2015-16: 7, at Georgetown, 2/27/16
Career: 7, at Georgetown, 2/27/16

Blocked Shots

2015-16: 4 (four times), most recently vs. Seton Hall, 3/2/16
Career: 4 (four times), most recently vs. Seton Hall, 3/2/16

Minutes

2015-16: 33 (two times), most recently at Cincinnati, 12/2/15
Career: 33 (two times), most recently at Cincinnati, 12/2/15

Quick Hits:

- Started every game in 2015-16 after seeing action in all contests in 2014-15.
- 2014 IBCA Senior All-State first team.
- Named to the Indiana All-Star Team for the 2014 Indiana-Kentucky All-Star series.

Of Note:

- Led the team in field goal percentage (.605)
- Ranked third on the team and 18th in the BIG EAST in rebounding (5.7 per game).
- His 1.5 blocked shots per game are fourth in the BIG EAST
- Had seven steals at Georgetown Feb. 27, 2016
- Tied career-high with four blocks against Seton Hall March 2, 2016
- Perfect from the field in four contests in 2015-16 (when taking five or more shots)
- His 15 points against Southern Utah led the team, the first time in his career that he has been the leading scorer
- His scoring has increased from 2.3 ppg as a freshman.
- His free throw percentage has increased from .415 as a freshman.

Opponent	Date	gs	min	Total		3-Pointers		Free throws		Rebounds				pf	a	t/o	blk	stl	pts	
				fg-fga	pct	3fg-fga	pct	ft-fa	pct	off	def	tot	avg							
CITADEL	11/14/15	*	19	8-8	1.000	0-0	.000	2-3	.667	2	4	6	6.0	3	2	1	0	1	18	
vs Missouri State	11/19/15	*	16	2-4	.500	0-0	.000	3-4	.750	0	0	3.0	4	0	1	1	0	7		
vs Temple	11/20/15	*	33	3-6	.500	0-0	.000	3-3	1.000	3	3	6	4.0	2	1	0	4	9		
vs Miami	11/22/15	*	31	3-6	.500	0-0	.000	2-2	1.000	4	6	10	5.5	4	0	0	0	8		
SIUE	11/28/15	*	24	4-6	.667	0-0	.000	5-6	.833	4	1	5	5.4	4	0	1	0	13		
at Cincinnati	12/2/15	*	33	4-8	.500	0-0	.000	4-7	.571	3	6	9	6.0	5	1	3	3	4		
INDIANA STATE	12/5/15	*	24	2-2	1.000	0-0	.000	4-6	.667	0	7	7	6.1	4	0	1	1	0		
VMI	12/7/15	*	17	0-3	.000	0-0	.000	1-2	.500	3	5	8	6.4	0	1	2	3	1		
TENNESSEE	12/12/15	*	24	4-6	.667	0-0	.000	6-7	.857	4	2	6	6.3	4	0	0	1	14		
vs Purdue	12/19/15	*	26	4-7	.571	0-0	.000	0-0	.000	0	5	5	6.2	4	1	1	2	8		
SOUTHERN UTAH	12/22/15	*	17	7-7	1.000	0-0	.000	1-5	.200	1	5	6	6.2	0	0	0	2	0		
IUPUI	12/28/15	*	23	2-4	.500	0-0	.000	0-3	.000	2	4	6	6.2	3	0	0	1	2		
PROVIDENCE	12/31/15	*	29	5-5	1.000	0-0	.000	0-0	.000	2	2	4	6.0	4	0	2	1	1		
at Xavier	1/2/16	*	20	2-4	.500	0-0	.000	1-2	.500	0	2	2	5.7	5	1	1	1	0		
at DePaul	1/5/16	*	32	2-4	.500	0-0	.000	2-3	.667	3	2	5	5.7	3	1	0	4	6		
VILLANOVA	1/10/16	*	31	3-4	.750	0-1	.000	4-5	.800	1	5	6	5.7	3	3	1	2	0		
ST. JOHN'S	1/16/16	*	20	3-5	.600	0-0	.000	0-0	.000	3	3	6	5.7	4	2	2	0	1		
at Providence	1/19/16	*	26	3-4	.750	0-0	.000	1-4	.250	3	2	5	5.7	4	2	0	3	2		
at Creighton	1/23/16	*	27	1-3	.333	0-0	.000	2-5	.400	7	3	10	5.9	5	1	2	0	4		
DEPAUL	1/27/16	*	31	1-2	.500	0-0	.000	3-5	.600	3	6	9	6.1	4	1	3	2	0		
at Marquette	1/30/16	*	28	3-6	.500	0-0	.000	0-3	.000	5	3	8	6.1	5	1	1	3	0		
GEORGETOWN	2/2/16	*	21	2-2	1.000	0-0	.000	2-4	.500	0	1	1	5.9	5	0	2	1	0		
at St. John's	2/6/16	*	19	5-9	.556	0-0	.000	1-3	.333	1	4	5	5.9	1	0	0	2	0		
at Seton Hall	2/10/16	*	21	5-6	.833	0-0	.000	1-1	1.000	2	3	5	5.8	4	1	3	1	4		
XAVIER	2/13/16	*	26	1-2	.500	0-0	.000	0-0	.000	1	2	3	5.7	3	0	0	1	0		
CREIGHTON	2/16/16	*	27	4-8	.500	0-0	.000	2-2	1.000	2	4	6	5.7	3	0	0	4	1		
at Villanova	2/20/16	*	22	0-3	.000	0-0	.000	0-0	.000	3	3	6	5.7	3	3	1	0	0		
at Georgetown	2/27/16	*	28	3-7	.429	0-0	.000	1-2	.500	3	5	8	5.8	5	2	0	7	7		
SETON HALL	3/2/16	*	21	1-3	.333	0-0	.000	4-4	1.000	0	6	6	5.8	5	0	1	4	2		
MARQUETTE	3/5/16	*	22	1-3	.333	0-0	.000	3-6	.500	2	1	3	5.7	2	0	2	1	1		
vs Providence	3/10/16	*	23	2-5	.400	0-0	.000	0-0	.000	1	4	5	5.7	3	1	0	0	0		
vs Texas Tech	3/17/16	*	29	6-6	1.000	0-0	.000	2-2	1.000	3	4	7	5.8	4	1	2	0	1		
vs Virginia	3/19/16	*	16	2-4	.500	0-0	.000	1-2	.500	1	2	3	5.7	2	1	2	1	0		
Totals			33	806	98-162	.605	0-1	.000	61-101	.604	72	115	187	5.7	114	27	35	49	34	257

Games played: 33
Minutes/game: 24.4
Points/game: 7.8
FG Pct: 60.5
3FG Pct: 0.0
FT Pct: 60.4

Rebounds/game: 5.7
Assists/game: 0.8
Turnovers/game: 1.1
Assist/turnover ratio: 0.8
Steals/game: 1.0
Blocks/game: 1.5

2016-17 Bulldogs



Opponent	Date	gs	min	Total		3-Pointers		Free throws		Rebounds				pf	a	t/o	blk	stl	pts
				fg-fga	pct	3fg-fga	pct	ft-fga	pct	off	def	tot	avg						
MAINE	11/15/14	14	4-4	1.000	0-0	.000	0-1	.000	0	3	3	3.0	1	1	0	1	1	8	
CHATTANOOGA	11/18/14	10	1-2	.500	0-0	.000	1-3	.333	0	2	2	2.5	1	0	1	0	0	3	
LOYOLA	11/22/14	14	1-3	.333	0-0	.000	0-3	.000	2	2	4	3.0	2	0	0	2	2	2	
vs North Carolina	11/26/14	8	1-2	.500	0-0	.000	2-2	1.000	2	2	4	3.3	2	0	1	0	0	4	
vs Oklahoma	11/27/14	8	0-1	.000	0-0	.000	0-1	.000	1	1	2	3.0	1	1	1	0	0	0	
vs Georgetown	11/28/14	7	1-1	1.000	0-0	.000	4-4	1.000	0	3	3	3.0	4	0	1	0	0	6	
at Indiana State	12-3-14	13	2-3	.667	0-0	.000	1-2	.500	1	3	4	3.1	1	0	2	1	1	5	
NORTHWESTERN	12/06/14	13	3-5	.600	0-0	.000	2-6	.333	1	2	3	3.1	0	0	1	1	0	8	
KENNESAW STATE	12/08/14	17	2-3	.667	0-0	.000	2-5	.400	1	1	2	3.0	0	1	0	0	1	6	
at Tennessee	12/14/14	7	0-1	.000	0-0	.000	0-0	.000	0	1	1	2.8	1	0	0	0	0	0	
vs Indiana	12/20/14	13	0-1	.000	0-0	.000	0-0	.000	0	1	1	2.6	2	1	1	0	0	0	
UT-MARTIN	12/22/14	14	1-3	.333	0-0	.000	1-1	1.000	0	1	1	2.5	1	0	0	2	0	3	
BELMONT	12/28/14	13	2-4	.500	0-0	.000	3-4	.750	3	6	9	3.0	2	2	2	2	0	7	
at Villanova	12/31/14	12	0-1	.000	0-0	.000	0-0	.000	3	1	4	3.1	2	0	1	0	0	0	
at ST. JOHNS	1/3/15	4	0-0	.000	0-0	.000	0-0	.000	0	2	2	3.0	0	0	0	0	0	0	
PROVIDENCE	01/06/15	7	0-1	.000	0-0	.000	0-2	.000	1	1	2	2.9	2	1	0	0	0	0	
XAVIER	01/10/15	16	4-4	1.000	0-0	.000	0-3	.000	3	6	9	3.3	4	0	1	1	0	8	
at Seton Hall	1/13/15	15	1-2	.500	0-0	.000	0-0	.000	1	2	3	3.3	3	0	0	0	0	2	
at Georgetown	1/17/15	8	0-0	.000	0-0	.000	0-0	.000	0	3	3	3.3	2	0	0	0	0	0	
CREIGHTON	01/21/15	11	0-0	.000	0-0	.000	0-0	.000	1	1	2	3.2	3	1	1	0	0	0	
SETON HALL	01/25/15	10	0-1	.000	0-0	.000	1-2	.500	0	4	4	3.2	2	2	1	1	1	1	
at Marquette	1/31/15	5	0-1	.000	0-0	.000	0-0	.000	1	0	1	3.1	2	0	0	0	0	0	
ST. JOHNS	02/03/15	4	1-1	1.000	0-0	.000	0-0	.000	0	0	0	3.0	2	0	1	0	0	2	
DEPAUL	02/07/15	10	0-0	.000	0-0	.000	0-0	.000	0	0	0	2.9	1	0	2	1	0	0	
VILLANOVA	02/14/15	6	0-0	.000	0-0	.000	0-0	.000	1	0	1	2.8	1	0	1	1	0	0	
at CREIGHTON	02-16-15	* 12	1-2	.500	0-0	.000	0-0	.000	0	0	0	2.7	1	0	1	0	0	2	
at XAVIER	02/21/15	* 25	1-1	1.000	0-0	.000	0-0	.000	1	3	4	2.7	2	4	0	0	1	2	
MARQUETTE	02/25/15	* 26	4-7	.571	0-0	.000	0-0	.000	4	4	8	2.9	5	0	0	1	1	8	
at DePAUL	02-28-15	* 16	0-1	.000	0-0	.000	0-0	.000	2	2	4	3.0	3	0	2	0	0	0	
GEORGETOWN	03/03/15	* 9	0-0	.000	0-0	.000	0-2	.000	2	0	2	2.9	3	1	0	0	0	0	
at PROVIDENCE	3/7/15	7	0-0	.000	0-0	.000	0-0	.000	1	0	1	2.9	2	0	1	0	0	0	
vs XAVIER	3/12/15	6	0-1	.000	0-0	.000	0-0	.000	0	0	0	2.8	1	0	0	0	0	0	
vs Texas	03/19/15	7	0-0	.000	0-0	.000	0-0	.000	0	0	0	2.7	2	0	0	1	1	0	
vs Notre Dame	03/21/15	4	0-0	.000	0-0	.000	0-0	.000	0	0	0	2.6	1	0	0	0	0	0	
Totals		5	371	30-56	.536	0-0	.000	17-41	.415	32	57	89	2.6	62	15	22	15	9	77

Season	gp-gs	min/avg	Total		3-Point		F-Throws		Rebounds				Scoring							
			fg-fga	pct	fg-fga	pct	ft-fga	pct	off	def	tot	avg	pf	fo	ast	to	blk	stl	pts	avg
2014-15	34-5	371/10.9	30-56	.536	0-0	.000	17-41	.415	32	57	89	2.6	62	1	15	22	15	9	77	2.3
2015-16	33-33	806/24.4	98-162	.605	0-1	.000	61-101	.604	72	115	187	5.7	114	7	27	35	49	34	257	7.8
TOTAL	67-38	1177/17.6	128-218	.587	0-1	.000	78-142	.549	104	172	276	4.1	176	8	42	57	64	43	334	5.0



2016-17 Bulldogs



#11 KETHAN SAVAGE

G, 6-3, 205, R-Sr.
Fairfax, Va.
Episcopal
George Washington

Sociology Major

Quick Hits:

- Redshirted the 2015-16 season after transferring from George Washington
- In three seasons at George Washington, the talented backcourt player saw action in 83 games, including 58 as a starter.

Background:

- As a junior at George Washington (2014-15): Averaged 11.7 points, 4.8 rebounds, 2.3 assists and 30.1 minutes in all 35 games, including 25 starts...scored career-high 25 points on 9-of-16 shooting, 3-of-5 behind the arc, in 29 minutes in NIT second round matchup at Temple (3/22/15).
- As a sophomore at George Washington (2013-14): One of college basketball's most improved players who had breakout season cut short due to injury...averaged 25.6 minutes over 19 games with 17 starts...tied for second on team with 12.7 points per game on 51.8 percent shooting (85-164) and added 4.3 rebounds, 2.6 assists and 1.9 steals.
- As a freshman at George Washington (2012-13): Played in 29 of GW's 30 games, inserted into starting lineup for 16 of final 17 games of season...averaged 3.1 points on 40.5 percent shooting (34-84), 1.7 rebounds and 11.5 minutes.
- During his prep career: Averaged 19.7 points, 5.8 rebounds and 4.2 assists as a senior to lead Episcopal High School to a 24-4 record and an appearance in the Virginia Independent Schools Athletic Association (VISAA) state championship game...earned First Team All-Met honors as a senior...the 53rd-rated shooting guard prospect in the country according to ESPN.

Opponent	Date	gs	min	Total		3-Pointers		Free throws		Rebounds				pf	a	t/o	blk	stl	pts	
				fg-fga	pct	3fg-fga	pct	ft-fa	pct	off	def	tot	avg							
GRAMBLING STATE	11/14/14	*	24	5-9	.556	0-3	.000	2-4	.500	1	4	5	5.0	3	5	1	2	2	12	
at Rutgers	11/16/14	*	32	6-12	.500	1-2	.500	5-5	1.000	3	8	11	8.0	2	4	2	0	0	18	
at #9 Virginia	11/21/14	*	36	5-9	.556	1-3	.333	2-3	.667	1	3	4	6.7	3	0	1	2	2	13	
LONGWOOD	11/26/14	*	26	4-10	.400	0-3	.000	3-4	.750	0	3	3	5.8	4	4	3	0	4	11	
at Seton Hall	11/29/14	*	38	6-13	.462	0-1	.000	7-8	.875	1	5	6	5.8	4	1	4	0	0	19	
UMBC	12/04/14	*	27	3-9	.333	0-2	.000	2-4	.500	2	1	3	5.3	1	3	1	0	1	8	
vs Charlotte	12/07/14	*	33	6-14	.429	2-3	.667	1-1	1.000	3	4	7	5.6	2	3	3	1	1	15	
DEPAUL	12/11/14	*	30	1-9	.111	0-0	.000	4-7	.571	1	4	5	5.5	3	1	6	0	1	6	
at Penn State	12/14/14	*	27	1-7	.143	0-1	.000	5-6	.833	1	1	2	5.1	2	1	2	0	0	7	
vs Ohio	12/22/14	*	33	6-10	.600	2-5	.400	4-4	1.000	0	4	4	5.0	2	2	2	0	0	18	
vs Colorado	12/23/14	*	26	0-3	.000	0-1	.000	5-7	.714	1	1	2	4.7	3	3	3	0	0	5	
vs #11 Wichita State	12/25/14	*	28	5-11	.455	0-1	.000	2-4	.500	0	3	3	4.6	3	3	0	0	3	12	
VMI	12/30/14	*	32	4-9	.444	0-1	.000	10-11	.909	1	9	10	5.0	2	2	2	1	1	18	
at Saint Joseph's	01/03/15	*	30	4-8	.500	3-5	.600	5-8	.625	0	6	6	5.1	3	4	1	0	0	16	
SAINT LOUIS	01/06/15	*	32	3-8	.375	0-2	.000	6-7	.857	2	3	5	5.1	1	1	1	0	1	12	
at La Salle	01/10/15	*	35	0-3	.000	0-1	.000	6-8	.750	1	3	4	5.0	0	4	4	0	1	6	
RICHMOND	01/15/15	*	43	1-13	.077	0-5	.000	9-10	.900	2	5	7	5.1	3	0	4	0	1	11	
GEORGE MASON	01/17/15	*	32	3-6	.500	1-1	1.000	3-4	.750	2	4	6	5.2	2	2	4	2	1	10	
at Fordham	01/22/15	*	30	3-7	.429	0-0	.000	8-9	.889	1	4	5	5.2	4	1	2	0	0	14	
DUQUESNE	01/24/15	*	26	3-5	.600	3-4	.750	0-2	.000	0	5	5	5.2	2	8	0	0	1	9	
at #14/15 VCU	01/27/15	*	31	4-12	.333	1-4	.250	9-9	1.000	1	5	6	5.2	4	0	3	0	0	18	
at Rhode Island	01/31/15	*	34	4-12	.333	0-1	.000	2-2	1.000	1	3	4	5.1	2	5	0	0	3	10	
DAYTON	02/06/15	*	41	2-7	.286	0-1	.000	5-10	.500	2	4	6	5.2	0	1	3	0	1	9	
at Duquesne	02/11/15	*	31	6-11	.545	3-7	.429	1-3	.333	2	2	4	5.1	3	2	0	0	0	16	
#20/22 VCU	02/14/15	*	34	4-12	.333	0-3	.000	3-3	1.000	0	3	3	5.0	0	0	4	0	2	11	
DAVIDSON	02/18/15	26	1-7	.143	0-4	.000	2-2	1.000	0	4	4	5.0	3	2	2	0	0	4		
at Richmond	02/21/15	27	7-12	.583	2-3	.667	2-3	.667	0	4	4	5.0	3	0	2	1	1	18		
ST. BONAVENTURE	02/25/15	29	3-5	.600	0-0	.000	0-1	.000	1	5	6	5.0	4	4	3	0	0	6		
at Davidson	02/28/15	29	0-6	.000	0-0	.000	0-0	.000	0	4	4	5.0	1	6	2	0	0	0		
at George Mason	03/04/15	18	2-5	.400	0-2	.000	5-7	.714	0	3	3	4.9	1	1	3	0	0	9		
MASSACHUSETTS	03/07/15	24	4-6	.667	0-0	.000	5-7	.714	0	5	5	4.9	3	1	1	2	0	13		
vs Duquesne	03/12/15	21	3-4	.750	0-1	.000	1-2	.500	1	1	2	4.8	2	2	0	0	0	7		
vs Rhode Island	03/13/15	31	2-11	.182	0-2	.000	3-4	.750	3	3	6	4.8	5	1	5	1	1	7		
at Pittsburgh	03/17/15	30	6-13	.462	2-3	.667	3-8	.375	1	3	4	4.8	3	2	0	1	3	17		
at Temple	03/22/15	29	9-16	.563	3-5	.600	4-5	.800	0	4	4	4.8	4	1	3	2	3	25		
Totals			25	1055	126-314	.401	24-80	.300	134-182	.736	35	133	168	4.8	83	80	77	15	34	410

2016-17 Bulldogs



Opponent	Date	gs	min	Total		3-Pointers		Free throws		Rebounds				pf	a	t/o	blk	stl	pts	
				fg-fga	pct	3fg-fga	pct	ft-fa	pct	off	def	tot	avg							
RADFORD	11/08/13		23	7-8	.875	0-0	.000	4-5	.800	0	6	6	6.0	2	5	3	0	5	18	
MAINE	11/12/13	*	26	8-11	.727	1-2	.500	1-2	.500	3	6	9	7.5	4	2	1	3	0	18	
at Manhattan	11/16/13	*	20	3-4	.750	0-0	.000	0-0	.000	1	1	2	5.7	3	4	2	0	1	6	
DELAWARE STATE	11/19/13	*	16	3-4	.750	0-0	.000	0-0	.000	1	2	3	5.0	2	1	2	0	2	6	
vs Miami	11/28/13	*	29	5-10	.500	0-1	.000	1-1	1.000	1	2	3	4.6	1	2	2	1	1	11	
vs #25 Marquette	11/29/13	*	28	5-14	.357	0-1	.000	6-10	.600	5	0	5	4.7	4	0	1	0	0	16	
vs #20/18 Creighton	12/01/13	*	15	3-6	.500	2-3	.667	2-2	1.000	2	1	3	4.4	3	2	3	0	2	10	
RUTGERS	12/04/13	*	33	3-6	.500	0-0	.000	12-16	.750	1	3	4	4.4	1	5	1	1	0	18	
vs Maryland	12/08/13	*	32	6-14	.429	0-2	.000	2-3	.667	1	1	2	4.1	3	2	5	0	4	14	
BOSTON UNIVERSITY	12/11/13	*	33	5-13	.385	1-3	.333	11-15	.733	3	5	8	4.5	1	4	4	2	1	22	
UMBC	12/21/13	*	32	6-9	.667	0-1	.000	3-5	.600	2	5	7	4.7	2	3	2	2	4	15	
at Hofstra	12/28/13	*	29	4-7	.571	1-4	.250	3-4	.750	0	2	2	4.5	1	1	3	0	1	12	
at Kansas State	12/31/13	*	30	5-13	.385	0-1	.000	4-7	.571	0	4	4	4.5	1	4	0	2	14		
GEORGIA	01/03/14	*	28	7-10	.700	0-1	.000	4-4	1.000	3	3	6	4.6	3	1	5	0	3	18	
at La Salle	01/09/14	*	26	2-7	.286	0-1	.000	5-8	.625	4	2	6	4.7	5	3	0	1	2	9	
RHODE ISLAND	01/11/14	*	29	6-13	.462	0-2	.000	2-4	.500	0	3	3	4.6	2	3	1	0	2	14	
VCU	01/14/14	*	28	2-6	.333	0-1	.000	0-4	.000	0	5	5	4.6	2	2	3	1	2	4	
at St. Bonaventure	01/18/14	*	28	5-9	.556	1-1	1.000	6-9	.667	1	3	4	4.6	4	5	4	1	4	17	
vs VCU	03/15/14		1	0-0	.000	0-0	.000	0-0	.000	0	0	0	4.3	0	0	0	0	0	0	
Totals			17	486	85-164	.518	6-24	.250	66-99	.667	28	54	82	4.3	44	49	42	12	36	242

Opponent	Date	gs	min	Total		3-Pointers		Free throws		Rebounds				pf	a	t/o	blk	stl	pts	
				fg-fga	pct	3fg-fga	pct	ft-fa	pct	off	def	tot	avg							
at Boston University	11/17/12		1	0-0	.000	0-0	.000	0-0	.000	0	0	0	0.0	1	0	1	0	0	0	
at Notre Dame	11/21/12		13	0-2	.000	0-0	.000	0-0	.000	0	3	3	1.5	0	1	0	0	0	0	
HOFSTRA	11/24/12		12	3-4	.750	0-0	.000	0-0	.000	0	2	2	1.7	0	3	0	1	0	6	
MOUNT ST. MARY'S	11/26/12		4	0-1	.000	0-0	.000	0-0	.000	0	0	0	1.3	1	0	1	0	0	0	
at James Madison	11/28/12		5	0-0	.000	0-0	.000	0-0	.000	0	1	1	1.2	0	0	0	0	0	0	
vs Manhattan	12/02/12		11	1-1	1.000	1-1	1.000	0-0	.000	0	4	4	1.7	5	0	3	0	1	3	
at Bradley	12/04/12		11	0-2	.000	0-2	.000	0-0	.000	0	1	1	1.6	0	1	1	1	0	0	
KANSAS STATE	12/08/12		6	0-1	.000	0-0	.000	0-0	.000	0	0	0	1.4	0	0	0	0	0	0	
at Rutgers	12/11/12		8	0-0	.000	0-0	.000	0-0	.000	0	2	2	1.4	1	1	1	0	1	0	
VMI	12/22/12		11	1-3	.333	0-2	.000	2-2	1.000	0	1	1	1.4	0	0	0	0	0	4	
SACRED HEART	12/30/12		20	1-2	.500	0-0	.000	0-0	.000	1	1	2	1.5	3	0	0	1	1	2	
at Georgia	01/04/13		4	0-2	.000	0-1	.000	2-2	1.000	0	0	0	1.3	1	0	0	0	2	2	
ST. BONAVENTURE	01/09/13	*	17	5-6	.833	2-2	1.000	0-0	.000	0	1	1	1.3	0	2	0	0	1	12	
at Xavier	01/12/13	*	15	2-4	.500	1-1	1.000	0-0	.000	1	0	1	1.3	2	0	1	0	0	5	
TEMPLE	01/16/13	*	10	0-2	.000	0-1	.000	0-0	.000	1	0	1	1.3	1	1	0	0	0	0	
at Massachusetts	01/19/13	*	7	0-1	.000	0-0	.000	0-0	.000	0	2	2	1.3	1	0	3	0	0	0	
at Rhode Island	01/23/13	*	7	1-4	.250	0-2	.000	0-0	.000	1	0	1	1.3	2	0	1	0	0	2	
CHARLOTTE	01/26/13	*	17	2-4	.500	0-0	.000	2-2	1.000	1	4	5	1.5	1	1	3	0	0	6	
LA SALLE	02/02/13	*	11	2-5	.400	0-2	.000	0-1	.000	0	2	2	1.5	0	0	0	2	0	4	
at Duquesne	02/06/13	*	11	1-4	.250	0-1	.000	0-0	.000	1	1	2	1.6	1	1	1	0	0	2	
#14 BUTLER	02/09/13	*	9	1-3	.333	0-0	.000	0-0	.000	1	2	3	1.6	0	1	1	0	1	2	
at VCU	02/16/13	*	16	1-3	.333	0-0	.000	3-4	.750	1	3	4	1.7	0	0	4	2	1	5	
FORDHAM	02/20/13	*	17	0-3	.000	0-0	.000	2-2	1.000	1	2	3	1.8	2	0	2	0	1	2	
at Saint Joseph's	02/23/13	*	18	2-4	.500	0-0	.000	2-3	.667	1	1	2	1.8	4	0	0	0	0	6	
at Richmond	02/27/13	*	22	4-5	.800	0-0	.000	4-5	.800	2	0	2	1.8	4	1	1	0	0	12	
#18/19 SAINT LOUIS	03/02/13	*	15	1-6	.167	0-1	.000	1-2	.500	0	2	2	1.8	3	2	0	0	0	3	
at La Salle	03/06/13	*	21	6-9	.667	0-2	.000	0-1	.000	0	1	1	1.8	0	1	1	0	0	12	
DAYTON	03/09/13		5	0-0	.000	0-0	.000	1-4	.250	0	0	0	1.7	1	0	0	0	0	1	
vs Massachusetts	03/14/13	*	10	0-3	.000	0-1	.000	0-0	.000	0	1	1	1.7	1	0	0	0	0	0	
Totals			16	334	34-84	.405	4-19	.211	19-28	.679	12	37	49	1.7	35	16	25	7	9	91





2016-17 Bulldogs



#0 AVERY WOODSON

G, 6-2, 190, Gr.
Waynesboro, Miss.
Wayne County
Memphis

Quick Hits:

- Enters his first season at Butler as a graduate transfer
- Graduated from Memphis in May, 2016 with one season of eligibility remaining
- In his two seasons at Memphis, shot .405 from behind the arc (138-341), which is third in Memphis career history.
- Played 64 games at Memphis, including 45 starts
- Earned Dean's List recognition for the Spring 2015, Fall 2015 and Spring 2016 semesters; named to the Tiger 3.0 Club and Tiger Academic 30 for the Fall 2014, Spring 2015, and Fall 2015 semesters; Tiger Academic 30 honors the top grade-point average from each team for a semester.

Background:

• As a junior at Memphis (2015-16): His 77 three-pointers made are the fifth-most in a single season in Memphis program history...his .430 three-point percentage is also the fifth-best single-season mark at Memphis...ranked third in the American Athletic Association in three-point field goal percentage and his 77 three-pointers were second-most in the AAC...averaged 9.6 points and 2.6 rebounds per game...scored in double-figures 15 times on the season...

• As a sophomore at Memphis (2014-15): Only Tigers player to see action in all 32 games...his 30 starts also led the team...averaged 27.3 minutes per game...averaged 7.9 points (fourth on team) and 2.4 rebounds...recorded 11 double-figure scoring games...shot 37.4 percent from the floor, 37.7 percent from the three-point arc and 82.1 percent from the free throw line...led team in three-pointers made (61), which was also tenth in the American Athletic Association for three-pointers made per game...ranked seventh in the AAC in three-point field goal percentage (.377).

• 2013-14 Season at East Mississippi Community College: Rated the nation's No. 34 junior college player by 247sports.com following the season...led team to a 20-7 overall record, the program's fifth-straight 20-win campaign...named to the National Junior College Athletic Association (NJCAA) All-Region XXIII Team...also a Mississippi Association of Community and Junior Colleges (MACJC) All-North Division first team selection...the Lions' second-leading scorer (15.7 ppg) and rebounder (5.8 rpg)...shot 42.5 percent from the field, 37.6 percent from the arc and 73.3 percent from the charity stripe.

• Redshirted the 2012-13 season at Southeastern Louisiana.

• During his prep career: Participated in the 2012 Mississippi/Alabama High School All-Star Basketball Game...Mississippi Class 5A All-State second team selection by The Clarion-Ledger as a senior...averaged a team-leading 15.1 points per game, including nine 20-point outings...scored a season-high 30 points against West Jones...helped lead Wayne County to a 33-2 record and runner-up finish in the 2012 Class 5A Mississippi High School Athletic Association (MHSAA) State Tournament...shared Team MVP honors

Opponent	Date	gs	min	Total		3-Point		F-Throw		Rebounds			pf	a	to	blk	stl	pts		
				fg-fga	fg%	3fg-fga	3fg%	ft-fa	ft%	off	def	tot							avg	
SOUTHERN MISSISSIPPI	11/14/15	*	19	2-2	1.000	2-2	1.000	3-6	.500	0	2	2	2.0	0	1	0	0	0	9	
#8 OKLAHOMA	11/17/15	*	25	4-11	.364	4-9	.444	0-0	.000	1	1	2	2.0	1	1	1	0	0	12	
GRAMBLING STATE	11/19/15	*	16	1-4	.250	0-3	.000	0-0	.000	0	4	4	2.7	0	1	1	1	0	2	
TEXAS ARLINGTON	11/23/15	*	27	4-10	.400	3-7	.429	0-0	.000	0	1	1	2.3	4	2	0	0	1	11	
vs Ohio State	11/27/15	*	35	4-10	.400	3-7	.429	0-0	.000	0	2	2	2.2	2	0	0	0	2	11	
LOUISIANA TECH	12/01/15	*	24	5-11	.455	3-8	.375	0-0	.000	0	3	3	2.3	4	2	2	0	0	13	
SOUTHEAST MISSOURI STATE	12/05/15	*	30	3-7	.429	2-6	.333	2-2	1.000	0	3	3	2.4	4	6	0	1	0	10	
MANHATTAN	12/12/15	*	27	0-2	.000	0-2	.000	0-0	.000	0	1	1	2.3	2	3	0	1	0	0	
SOUTHERN UNIVERSITY	12/15/15	*	23	2-5	.400	1-2	.500	1-2	.500	0	2	2	2.2	2	1	2	1	1	6	
OLE MISS	12/18/15	*	23	2-6	.333	2-6	.333	1-2	.500	0	0	0	2.0	2	0	1	0	0	7	
IUPUI	12/22/15		18	5-7	.714	4-6	.667	2-2	1.000	0	4	4	2.2	3	2	1	0	2	16	
TULANE	12/29/15		17	0-8	.000	0-4	.000	2-2	1.000	0	1	1	2.1	2	1	1	0	0	2	
at South Carolina	01/02/16		26	4-10	.400	3-9	.333	3-3	1.000	0	1	1	2.0	4	0	0	0	1	14	
NICHOLLS STATE UNIVERSITY	01/05/16		21	6-11	.545	3-6	.500	0-0	.000	0	0	0	1.9	1	0	0	1	4	15	
at Connecticut	01/09/16		22	2-3	.667	2-3	.667	0-0	.000	0	4	4	2.0	5	1	2	1	1	6	
TEMPLE	01/13/16		25	1-5	.200	0-2	.000	0-0	.000	1	1	2	2.0	4	1	0	0	1	2	
SOUTH FLORIDA	01/16/16		24	2-9	.222	2-7	.286	0-0	.000	0	4	4	2.1	2	2	1	0	1	6	
at Cincinnati	01/21/16		33	6-9	.667	5-8	.625	1-1	1.000	0	4	4	2.2	2	1	3	0	0	18	
EAST CAROLINA	01/24/16		31	2-6	.333	2-6	.333	0-0	.000	0	0	0	2.1	3	2	1	0	0	6	
at UCF	01/26/16		28	7-11	.636	5-9	.556	0-0	.000	0	0	0	2.0	2	1	0	0	4	19	
at Southern Methodist	01/30/16		28	4-10	.400	2-7	.286	0-0	.000	0	3	3	2.1	3	1	0	0	1	10	
CONNECTICUT	02/04/16		25	1-4	.250	1-3	.333	2-2	1.000	0	0	0	2.0	1	0	2	1	0	5	
CINCINNATI	02/06/16		21	2-5	.400	2-3	.667	2-2	1.000	0	3	3	2.0	1	0	1	0	0	8	
at Houston	02/10/16		25	3-6	.500	2-4	.500	1-2	.500	1	4	5	2.1	4	0	1	0	0	9	
at Tulane	02/13/16		29	3-6	.500	3-5	.600	0-0	.000	0	1	1	2.1	5	0	1	0	0	9	
UCF	02/17/16	*	31	4-10	.400	3-7	.429	1-2	.500	1	5	6	2.2	3	2	0	2	1	12	
at South Florida	02/20/16	*	34	5-12	.417	5-11	.455	2-2	1.000	1	0	1	2.2	2	3	1	0	2	17	
SOUTHERN METHODIST	02/25/16	*	24	3-8	.375	2-6	.333	0-2	.000	0	2	2	2.2	3	2	0	0	2	8	
TULSA	02/28/16		30	1-2	.500	1-1	1.000	3-4	.750	0	3	3	2.2	4	1	0	0	1	6	
at Temple	03/03/16		31	2-6	.333	2-3	.667	0-0	.000	0	5	5	2.3	3	3	0	0	0	6	
at East Carolina	03/06/16	*	32	7-11	.636	6-10	.600	0-2	.000	0	3	3	2.3	0	3	1	0	1	20	
vs Tulsa	03/11/16	*	31	4-11	.364	2-7	.286	2-2	1.000	5	5	10	2.6	3	2	0	0	0	12	
Totals			15	835	101-231	.424	77-179	.430	28-40	.700	10	72	82	2.6	80	46	22	9	26	307

Games played: 32
 Minutes per Game: 26.1
 Points per Game: 9.6
 FG Percent: 42.4
 3FG Percent: 43.0
 FT Percent: 70.0

Rebounds Per Game: 2.6
 Assists Per Game: 1.4
 Turnovers Per Game: 0.7
 Assist/Turnover Ratio: 2.1
 Steals Per Game: 0.8
 Blocks Per Game: 0.3

2016-17 Bulldogs



Opponent	Date	gs	min	Total		3-Point		F-Throw		Rebounds				pf	a	to	blk	stl	pts	
				fg-fga	fg%	3fg-fga	3fg%	ft-fa	ft%	off	def	tot	avg							
vs Wichita State	11/18/14	*	23	4-8	.500	2-4	.500	0-0	.000	0	1	1	1.0	5	1	3	0	0	10	
PRAIRIE VIEW A&M	11/24/14	*	18	3-8	.375	2-6	.333	0-0	.000	0	0	0	0.5	1	2	0	0	1	8	
vs Baylor	11/27/14	*	24	3-6	.500	2-4	.500	0-0	.000	0	4	4	1.7	2	1	2	0	0	8	
vs Indiana State	11/28/14	*	32	4-5	.800	4-4	1.000	0-0	.000	0	4	4	2.3	5	0	0	1	1	12	
STEPHEN F. AUSTIN	12/02/14	*	32	2-10	.200	1-7	.143	0-1	.000	0	1	1	2.0	4	0	1	0	2	5	
BRADLEY	12/06/14	*	34	3-8	.375	3-5	.600	2-2	1.000	2	4	6	2.7	2	1	0	0	1	11	
OKLAHOMA STATE	12/13/14	*	31	0-5	.000	0-4	.000	0-0	.000	0	1	1	2.4	3	0	3	0	0	0	
NORTH CAROLINA CENTRAL UNIVER	12/15/14	*	25	0-5	.000	0-4	.000	0-0	.000	0	2	2	2.4	2	1	1	0	0	0	
SOUTH CAROLINA UPSTATE	12/17/14	*	21	4-7	.571	4-5	.800	4-5	.800	0	1	1	2.2	4	0	0	0	1	16	
ORAL ROBERTS	12/20/14	*	33	4-9	.444	2-5	.400	0-0	.000	0	0	0	2.0	4	0	1	0	3	10	
WESTERN ILLINOIS	12/23/14	*	20	2-5	.400	0-2	.000	0-0	.000	0	2	2	2.0	3	2	0	1	2	4	
HOUSTON	12/31/14	*	31	8-13	.615	6-10	.600	1-1	1.000	1	2	3	2.1	1	1	2	0	2	23	
TULANE	01/03/15	*	28	1-6	.167	0-3	.000	1-2	.500	2	2	4	2.2	3	2	2	0	2	3	
at Southern Methodist	01/08/15	*	17	2-4	.500	2-4	.500	0-0	.000	0	1	1	2.1	2	0	1	0	1	6	
at Houston	01/11/15	*	20	0-2	.000	0-2	.000	2-2	1.000	0	2	2	2.1	3	0	1	0	2	2	
CINCINNATI	01/15/15	*	38	5-9	.556	4-7	.571	0-0	.000	0	3	3	2.2	1	0	1	0	1	14	
UCF	01/17/15	*	15	3-6	.500	2-4	.500	0-0	.000	0	1	1	2.1	3	2	0	0	1	8	
at Tulsa	01/21/15	*	36	4-7	.571	3-6	.500	4-5	.800	0	8	8	2.4	3	1	1	1	2	15	
at Tulane	01/24/15	*	35	3-9	.333	3-8	.375	0-0	.000	1	4	5	2.6	4	1	2	1	1	9	
EAST CAROLINA	01/28/15	*	29	3-6	.500	1-4	.250	0-0	.000	0	2	2	2.6	2	5	1	0	1	7	
at GONZAGA	01/31/15	*	22	3-9	.333	2-5	.400	1-2	.500	0	0	0	2.4	4	1	1	0	0	9	
JACKSONVILLE STATE	02/04/15	*	28	1-4	.250	1-3	.333	2-2	1.000	0	4	4	2.5	2	1	0	0	2	5	
TEMPLE	02/07/15	*	23	2-5	.400	1-4	.250	2-2	1.000	0	2	2	2.5	4	0	3	0	0	7	
at East Carolina	02/10/15	*	32	3-10	.300	3-7	.429	0-0	.000	0	1	1	2.4	3	1	2	2	1	9	
at South Florida	02/14/15	*	22	4-9	.444	3-6	.500	0-0	.000	0	2	2	2.4	4	2	1	1	1	11	
CONNECTICUT	02/19/15	*	30	4-7	.571	3-5	.600	0-0	.000	0	4	4	2.5	4	1	1	0	2	11	
at UCF	02/22/15	*	34	3-14	.214	3-12	.250	2-2	1.000	1	4	5	2.6	2	1	1	0	1	11	
SOUTHERN METHODIST	02/26/15	*	34	3-11	.273	2-8	.250	0-0	.000	1	1	2	2.5	2	1	0	0	0	8	
TULSA	02/28/15	*	32	2-5	.400	1-3	.333	2-2	1.000	0	2	2	2.5	4	1	1	0	0	7	
at Connecticut	03/05/15	*	23	1-4	.250	0-2	.000	0-0	.000	0	0	0	2.4	2	1	2	1	0	2	
at Cincinnati	03/08/15	*	25	0-6	.000	0-4	.000	0-0	.000	0	1	1	2.4	2	5	0	0	1	0	
vs Temple	03/13/15	*	25	1-5	.200	1-5	.200	0-0	.000	0	2	2	2.4	5	1	0	0	0	3	
Totals			30	872	85-227	.374	61-162	.377	23-28	.821	8	68	76	2.4	95	36	34	8	32	254





2016-17 Bulldogs



PAUL JORGENSEN

**G, 6-2, 185, R-Jr.
New City, N.Y.
Don Bosco Prep
George Washington**

Quick Hits:

- Will sit out the 2016-17 season after transferring from George Washington
- Will have two seasons of eligibility remaining, beginning with the 2017-18 season

AS A SOPHOMORE AT GEORGE WASHINGTON (2015-16 SEASON):

Helped the Colonials to the NIT title...averaged 15.7 minutes per game... appeared in 38 games, starting two...third on the team with 81 assists... scored in double figures seven times...averaged 4.9 points, 2.1 assists and 1.9 rebounds per game...shot 72 percent at the free throw line and 34 percent from behind the arc...scored a career-high 16 points in 19 minutes in the win over USF (11/19/15)...had five assists against both Rutgers (12/12/15) and Duquesne (1/9/16)...made his first career start vs. UMass (1/12/16) and played a career-high 26 minutes...dished out six assists in a start at Dayton (1/15/16)...forced overtime against Richmond (1/28) with a long-range three off the glass just before the buzzer...set a career-high with seven assists without committing a turnover vs. La Salle (2/21/16)...broke a 45-45 tie with a three that put GW ahead for good at Richmond (2/24/16)...went 3-of-3 from three-point range to finish with 11 points against Saint Joseph's in an A-10 quarterfinal (3/11/16).

AS A FRESHMAN AT GEORGE WASHINGTON (2014-15 SEASON):

Averaged 3.6 points, 1.3 rebounds and 10.2 minutes in 35 games played...scored in double figures in the final two regular season games - all 11 points in span of 8:11 in the second half in comeback win at George Mason (3/4/15), and 12 points in the win over Massachusetts (3/7/15)...scored in double figures three times on the season...made a career-high three three-pointers vs. Davidson (2/18/15)...posted season-bests of 13 points and five rebounds vs. Duquesne (1/24/15).

Opponent	Date	gs	min	Total		3-Pointers		Free throws		Rebounds					pf	a	t/o	blk	stl	pts
				fg-fga	pct	3fg-fga	pct	ft-fa	pct	off	def	tot	avg							
LAFAYETTE	11/13/15	21	2-7	286	0-2	.000	6-7	.857	0	0	0	0.0	3	4	0	0	3	10		
VIRGINIA	11/16/15	24	4-8	500	0-0	.000	2-3	.667	0	2	2	1.0	1	1	0	0	0	10		
at USF	11/19/15	19	6-10	600	1-2	.500	3-4	.750	1	3	4	2.0	3	2	0	0	1	16		
ARMY	11/22/15	21	1-4	250	0-2	.000	0-0	.000	0	3	3	2.3	3	2	3	0	1	2		
GARDNER-WEBB	11/24/15	21	3-5	600	1-2	.500	1-2	.500	0	2	2	2.2	0	3	2	0	0	8		
vs Tennessee	11/27/15	23	2-6	333	0-1	.000	3-3	1.000	3	4	7	3.0	1	3	2	0	1	7		
vs Cincinnati	11/28/15	17	0-5	.000	0-1	.000	0-0	.000	0	2	2	2.9	0	0	2	0	0	0		
SETON HALL	12/02/15	19	3-9	333	1-4	.250	2-2	1.000	1	1	2	2.8	0	1	1	0	1	9		
PENN STATE	12/08/15	17	4-5	800	2-3	.667	1-2	.500	0	1	1	2.6	2	1	1	0	0	11		
RUTGERS	12/12/15	21	4-7	571	1-3	.333	1-2	.500	0	3	3	2.6	2	5	2	0	3	10		
SAINT PETER'S	12/19/15	21	4-6	667	2-2	1.000	2-2	1.000	0	3	3	2.6	2	3	1	0	0	12		
at DePaul	12/22/15	23	3-7	429	1-2	.500	2-2	1.000	0	2	2	2.6	2	4	0	0	2	9		
at UCF	12/29/15	19	2-5	400	1-3	.333	0-0	.000	1	1	2	2.5	2	2	3	0	1	5		
FORDHAM	01/03/16	16	0-3	.000	0-2	.000	1-2	.500	0	2	2	2.5	1	2	1	0	0	1		
at Saint Louis	1/6/16	13	1-3	333	0-1	.000	0-0	.000	0	3	3	2.5	1	3	2	1	0	2		
DUQUESNE	01/09/16	25	3-9	333	1-3	.333	2-2	1.000	1	3	4	2.6	0	5	0	0	0	9		
at Massachusetts	01/12/16	26	1-6	167	0-2	.000	0-0	.000	0	1	1	2.5	0	3	2	0	0	2		
at Dayton	1/15/16	18	1-8	125	1-2	.500	0-0	.000	1	1	2	2.5	1	6	3	0	0	3		
RHODE ISLAND	1/22/16	13	1-6	167	0-1	.000	5-6	.833	0	0	0	2.4	0	1	1	0	0	7		
RICHMOND	01/28/16	16	2-6	333	2-3	.667	1-2	.500	0	1	1	2.3	1	0	3	0	0	7		
at George Mason	1/31/16	14	1-5	200	0-2	.000	1-2	.500	1	0	1	2.2	0	3	0	0	2	3		
DAVIDSON	02/03/16	15	2-3	667	1-1	1.000	2-2	1.000	0	4	4	2.3	0	2	3	0	0	7		
at VCU	2/6/16	10	0-2	.000	0-0	.000	1-4	.250	0	3	3	2.3	1	2	2	0	0	1		
SAINT JOSEPH'S	2/10/16	9	0-2	.000	0-1	.000	0-0	.000	1	0	1	2.3	0	0	1	0	0	0		
at St. Bonaventure	2/13/16	8	0-2	.000	0-1	.000	0-0	.000	0	0	0	2.2	0	1	0	0	0	0		
at Duquesne	02/17/16	11	1-2	500	1-1	1.000	0-0	.000	0	0	0	2.1	0	2	0	0	0	3		
LA SALLE	02/21/16	21	0-3	.000	0-1	.000	2-2	1.000	1	1	2	2.1	1	7	0	0	0	2		
at Richmond	2/24/16	15	2-6	333	2-3	.667	0-0	.000	0	0	0	2.0	0	1	2	0	0	6		
VCU	2/27/16	14	1-3	333	0-1	.000	0-0	.000	1	3	4	2.1	1	2	0	1	0	2		
GEORGE MASON	3/1/16	13	1-4	250	1-3	.333	0-0	.000	3	1	4	2.2	0	3	1	0	2	3		
at Davidson	03/05/16	7	0-0	.000	0-0	.000	0-0	.000	1	1	2	2.2	0	1	0	0	0	0		
vs Saint Louis	03/10/16	6	1-2	500	0-1	.000	0-0	.000	0	1	1	2.1	0	1	0	0	0	2		
vs Saint Joseph's	03/11/16	17	4-6	667	3-3	1.000	0-0	.000	1	1	2	2.1	4	1	0	0	0	11		
HOFSTRA	3/16/16	7	0-0	.000	0-0	.000	0-0	.000	0	0	0	2.1	0	1	2	0	1	0		
at Monmouth	03/21/16	6	0-0	.000	0-0	.000	0-0	.000	0	2	2	2.1	1	2	1	0	0	0		
FLORIDA	03/23/16	10	2-6	333	0-4	.000	0-0	.000	0	0	0	2.0	0	1	0	1	0	1	4	
vs SAN DIEGO STATE	3/29/16	11	1-5	200	0-2	.000	0-0	.000	0	1	1	2.0	1	1	0	0	0	2		
vs VALPARAISO	3/31/16	8	0-1	.000	0-0	.000	0-2	.000	0	0	0	1.9	0	1	0	0	1	0		
Totals		2	595	63-177	356	22-65	338	38-53	.717	17	56	73	19	36	81	43	2	20	186	

Games played: 38
Minutes/game: 15.7
Points/game: 4.9
FG Pct: 35.6
3FG Pct: 33.8
FT Pct: 71.7

Rebounds/game: 1.9
Assists/game: 2.1
Turnovers/game: 1.1
Assist/turnover ratio: 1.9
Steals/game: 0.5
Blocks/game: 0.1

HIGH SCHOOL: Enjoyed a standout senior season at Don Bosco Preparatory High School in Ramsey, N.J., leading the Ironmen to a 24-5 record and the finals of both the Bergen County Jamboree and North Jersey, Non-Public A state tournament, the latter run highlighted by a game-winning shot to send his team into the Non-Public A title game...averaged 17.8 points and eclipsed the 1,000 career points plateau while adding 5.0 rebounds and 3.5 assists per game...named the North Jersey Player of the Year and Second Team All-State by the Newark Star-Ledger as well as to the Bergen County All-Jamboree Team...also a Second Team All-Metro pick by MSG Varsity, the MVP of the NJSCA Senior North-South All-Star Game, and a First Team All-Big North United Division selection after leading the Ironmen to the divisional crown...selected to participate in the prestigious Jordan Brand Classic Regional All-Star Game at Barclays Center in April 2014...averaged 17.6 points, seven rebounds, four assists and three steals for Don Bosco Prep as a junior in 2012-13, earning Third Team All-Bergen County honors from the Newark Star-Ledger and All-Suburban honors from the Ridgewood News...helped his New Heights NYC AAU team to a title at the adidas Super 64 championship in Las Vegas and earning MVP honors of the Books and Ball Classic in New York.

2016-17 Bulldogs



Opponent	Date	gs	min	Total		3-Pointers		Free throws		Rebounds				pf	a	t/o	blk	stl	pts
				fg	fga	pct	3fg	3fga	pct	ft	fta	pct	off						
GRAMBLING STATE	11/14/14	16	4-7	.571	0-3	.000	0-0	.000	0	1	1	1.0	1	3	2	0	2	8	
at Rutgers	11/16/14	5	0-2	.000	0-1	.000	0-0	.000	0	0	0	0.5	3	0	0	0	0	0	
at #9 Virginia	11/21/14	1	0-0	.000	0-0	.000	0-0	.000	0	0	0	0.3	0	0	1	0	0	0	
LONGWOOD	11/26/14	3	0-2	.000	0-1	.000	0-0	.000	0	0	0	0.3	0	1	1	0	0	0	
at Seton Hall	11/29/14	4	0-0	.000	0-0	.000	0-0	.000	0	1	1	0.4	0	0	0	0	0	0	
UMBC	12/04/14	10	1-4	.250	0-1	.000	0-0	.000	0	2	2	0.7	2	0	0	0	1	2	
vs Charlotte	12/07/14	5	2-2	1.000	1-1	1.000	3-4	.750	0	1	1	0.7	0	0	1	0	0	8	
DEPAUL	12/11/14	4	1-1	1.000	0-0	.000	0-0	.000	0	0	0	0.6	0	0	1	0	0	2	
at Penn State	12/14/14	6	0-1	.000	0-1	.000	0-0	.000	0	0	0	0.6	0	1	0	0	0	0	
vs Ohio	12/22/14	6	0-2	.000	0-0	.000	0-0	.000	0	1	1	0.6	2	0	0	0	1	0	
vs Colorado	12/23/14	9	0-2	.000	0-0	.000	0-0	.000	2	1	3	0.8	1	1	0	0	0	0	
vs #11 Wichita State	12/25/14	9	1-2	.500	1-1	1.000	0-0	.000	0	1	1	0.8	1	0	1	0	1	3	
VMI	12/30/14	7	2-4	.500	1-1	1.000	0-0	.000	1	0	1	0.8	3	1	1	0	0	5	
at Saint Joseph's	01/03/15	5	0-1	.000	0-0	.000	0-0	.000	0	1	1	0.9	2	2	0	0	1	0	
SAINT LOUIS	01/06/15	6	1-2	.500	0-1	.000	0-0	.000	0	1	1	0.9	1	1	1	0	0	2	
at La Salle	01/10/15	9	2-5	.400	0-0	.000	0-0	.000	0	0	0	0.8	2	0	1	0	0	4	
RICHMOND	01/15/15	5	1-2	.500	0-0	.000	0-0	.000	0	1	1	0.8	0	0	0	0	0	2	
GEORGE MASON	01/17/15	12	1-4	.250	1-1	1.000	3-6	.500	0	1	1	0.8	2	1	0	0	0	6	
at Fordham	01/22/15	13	2-3	.667	0-0	.000	0-0	.000	0	2	2	0.9	1	2	1	0	0	4	
DUQUESNE	01/24/15	20	5-10	.500	2-3	.667	1-2	.500	1	4	5	1.1	1	1	4	0	0	13	
at #14/15 VCU	01/27/15	17	2-4	.500	0-1	.000	1-2	.500	0	2	2	1.1	3	1	2	0	2	5	
at Rhode Island	01/31/15	9	0-3	.000	0-1	.000	0-0	.000	0	0	0	1.1	1	1	1	0	0	0	
DAYTON	02/06/15	12	1-4	.250	0-2	.000	0-0	.000	0	1	1	1.1	2	1	0	0	1	2	
at Duquesne	02/11/15	16	3-7	.429	2-4	.500	0-0	.000	0	1	1	1.1	0	2	1	0	0	8	
#20/22 VCU	02/14/15	12	1-4	.250	0-1	.000	1-2	.500	0	1	1	1.1	2	2	1	0	0	3	
DAVIDSON	02/18/15	16	3-5	.600	3-5	.600	0-0	.000	0	1	1	1.1	1	1	1	0	0	9	
at Richmond	02/21/15	8	1-2	.500	0-0	.000	0-0	.000	0	0	0	1.0	3	1	1	0	0	2	
ST. BONAVENTURE	02/25/15	12	1-4	.250	0-1	.000	0-0	.000	0	1	1	1.0	2	0	0	0	0	2	
at Davidson	02/28/15	13	0-5	.000	0-1	.000	0-0	.000	0	3	3	1.1	2	2	1	0	0	0	
at George Mason	03/04/15	15	4-8	.500	1-1	1.000	2-2	1.000	1	3	4	1.2	1	1	1	0	0	11	
MASSACHUSETTS	03/07/15	21	5-9	.556	2-2	1.000	0-0	.000	0	0	0	1.2	1	2	0	0	1	12	
vs Duquesne	03/12/15	10	1-4	.250	1-1	1.000	0-0	.000	0	0	0	1.1	2	0	0	0	0	3	
vs Rhode Island	03/13/15	14	2-7	.286	0-1	.000	0-0	.000	0	3	3	1.2	4	1	1	0	0	4	
at Pittsburgh	03/17/15	12	1-4	.250	1-3	.333	1-2	.500	0	2	2	1.2	2	0	0	0	0	4	
at Temple	03/22/15	14	1-5	.200	0-1	.000	0-0	.000	0	3	3	1.3	4	2	0	0	0	2	
Totals		0	356	49-131	.374	16-40	.400	12-20	.600	5	39	44	1.3	52	31	25	0	10	126





2016-17 Bulldogs



#22 SEAN McDERMOTT

**G/F, 6-6, 190, R-Fr.
Anderson, Ind.
Pendleton Heights**

Business Major

Quick Hits:


- Redshirted the 2015-16 season
- One of two freshmen signed in coach Chris Holtmann's first recruiting class at Butler
- From Pendleton Heights High School, which also produced Butler standout Kellen Dunham

Background:

- Averaged 16 points, 6.6 rebounds, 2.0 assists and shot 34 percent from the 3-point line as a senior for Pendleton Heights, as the Arabians finished 17-7.
- Named an Indiana All-Star following his senior season.
- Rebounded from a serious staph infection early in his junior season and went on to post a 14.6 scoring average, while shooting 34% from three-point range.
- Averaged 16.0 points and shooting 43% from the three-point arc while playing for Grassroots Indiana during the summer.
- Coached by Brian Hahn at Pendleton Heights, the same high school that produced Butler stand-out Kellen Dunham.



2016-17 Bulldogs



#20 HENRY BADDLEY

**G/F, 6-4, 175, Fr.
Wadsworth, Ohio
St. Vincent-St. Mary**

Background:

- Led St. Vincent-St. Mary to a runner-up finish in the state tournament as a senior as the team posted a 26-4 record.
- 2016 Associated Press All-Ohio Division II Player of the Year Award (three-way tie).
- First-team All-Ohio in Division II as a senior after earning second-team All-Ohio honors as a junior.
- Averaged 19.0 points per game as a senior, leading his team in scoring.
- As a junior, helped the team to a No. 1 ranking in Ohio's Division II and the school's first unbeaten regular season since LeBron James' freshman year at St. Vincent-St. Mary (1999-2000)...team finished the season 26-1 and was ranked third nationally at one point.
- Averaged 18.1 points per game as a junior.
- Four-year letterwinner...two-year starter for a team that won four district championships and three regional championships...high school team played in the state championship game as a freshman and the state semifinal as a sophomore.
- MVP of the LeBron James Classic as a junior...AP Inland All-District selection.
- Three-star recruit as rated by Rivals, Scout, ESPN, and 24/7 Sports.
- Merit and Honor Roll student...on the summer circuit, he played with King James AAU.
- High School Coach: Dru Joyce II.





2016-17 Bulldogs



#3 KAMAR BALDWIN

**G, 6-0, 170, Fr.
Winder, Ga.
Apalachee**

Background:

- Twice named Georgia's Region 8-AAAAA Player of the Year
- Three-time All-State selection.
- In his career at Apalachee, he scored 2,593 points (most ever by a Barrow County player) and had 1,002 rebounds and 337 assists
- Four-year starter who led Apalachee High School to three state tournament appearances, including a "Sweet 16" berth in 2015
- Averaged double-double as a senior, junior and sophomore, including 29.6 points and 10.8 rebounds per game as a senior
- Added 112 assists and 92 steals as the team went 19-6
- Averaged 27.2 points, 10.2 rebounds and 3.5 assists as a junior
- Averaged 26.5 points, 10.4 rebounds and 4.1 assists per game as a sophomore
- Three-star recruit as rated by Rivals, Scout, ESPN and 24/7 Sports
- Ranked 123rd nationally by Rivals
- Played on the AAU circuit with the Atlanta Celtics
- High School Coach: Kevin Morris.



2016-17 Bulldogs



#50 JOEY BRUNK

**F/C, 6-11, 240, Fr.
Indianapolis, Ind.
Southport**

Background:

- One of the top big men in the state, Brunk finished his senior season averaging 18.3 points and 8.2 rebounds...he helped the Southport Cardinals to a 22-7 record and their first sectional title since 2000 and first regional since 1990.
- One of three finalists for Indiana's Mr. Basketball.
- A four-star recruit on several lists, and was ranked among the Top 100 players nationally by ESPN (69th), Scout (97th) and Rivals (98th) leading into his senior campaign.
- Earned All-State honors in both his senior and junior seniors... selected as an Indiana All-Star in the annual series with Kentucky's All-Stars...had 16 points and 14 rebounds in the game in Indianapolis and 10 points in the game in Louisville as Indiana swept the two-game series...was also selected as an Indiana Junior All-Star in 2015, part of a team that would play the All-Stars leading up to the series with Kentucky.
- Averaged 16.5 points and 9.0 rebounds as a junior for Southport, which went 23-3 and spent most of the season ranked first in the state of Indiana...Southport improved from 1-19 to 15-8 in Brunk's sophomore year...a selection for the National Basketball Players Association Top 100 Camp...played for Indy Hoosiers in AAU competition...High School Coach: Kyle Simpson.





Basketball Staff



TM

Basketball Staff



Head Coach Chris Holtmann



THE HOLTSMANN FILE

**As Butler's Head Coach
Enters Third Season**
45-22 Record

**As a Head Coach
Enters Sixth Season**
Career Record of 89-76

Alma Mater:
Taylor University (Ind.), 1994

Family:
Wife, Lori; Daughter, Nora

HEAD COACHING RECORD

Year	School	Record
2015-16	Butler	22-11
2014-15	Butler	23-11
2012-13	Gardner-Webb	21-13
2011-12	Gardner-Webb	12-20
2010-11	Gardner-Webb	11-21
Butler		45-22
Overall		89-76

Entering his third season at the helm of Butler's program, Chris Holtmann is one of only two coaches in Butler history to lead the Bulldogs to the NCAA Tournament in each of his first two seasons – Brad Stevens is the other. Holtmann's teams have not only made the NCAA Tournament in each season, the Bulldogs have advanced to the Second Round in both 2015 and 2016.

In just two seasons, Holtmann has already won 45 games at Butler. His teams are an impressive 22-14 in BIG EAST play. Holtmann will add Butler's highest-rated recruiting class in program history for the 2016-17 season, a class that was ranked as high as 20th on National Signing Day.

The 2015-16 Bulldogs averaged 79.9 points per game, which ranked in the Top 25 nationally. Butler opened the season with an 11-1 non-conference record, climbing as high as ninth in the AP poll and tenth in the USA Today Coaches Poll. Butler closed the BIG EAST schedule by winning seven of nine games down the stretch as Roosevelt Jones, Kellen Dunham and Kelan Martin each received All-BIG EAST honors. Under Holtmann's tutelage, Dunham finished his Butler career as the program's third-leading scorer with 1,946 points, while Jones ranks in the Top 10 in assists, rebounds and steals.

To say that Holtmann's initial season at the helm of the Butler program was a success would be an understatement. He guided a Butler team that was picked to tie for seventh in the BIG EAST to a 23-11 campaign, a tie for second place in the BIG EAST regular season race and a berth in the 2015 Tournament. Along the way, the Bulldogs knocked off five teams ranked in the "Top 25" at the time, including No. 5/6 North Carolina at the Battle 4 Atlantis, and picked up a second round NCAA Tournament win.

Butler, unmentioned in the national polls at the start of the season, was among teams receiving votes or ranked in the "Top 25" in 16 of the final 17 weeks of the season. The Bulldogs climbed to as high as No. 15 in the AP national poll and No. 18 in the USA Today national poll. Butler tied the fourth-best turnaround in BIG EAST history (+8) and matched the 11th-highest single season win total in school history. For his efforts, Holtmann was named a finalist for both the Naismith National Coach of the Year Award and the Jim Phelan National Coach of the Year Award.

Holtmann left a position as head coach at Gardner-Webb to become an assistant coach at Butler prior to the 2013-14 season. After one year as an assistant, Holtmann found himself back in the lead chair. On Oct. 2, 2014, Butler Head Coach Brandon Miller requested and was granted a medical leave of absence. Holtmann was appointed interim head coach and given the task of leading the Bulldogs through the start of the 2014-15 season. Three months later, on Jan. 2, 2015, Butler Vice President and Director of Athletics Barry Collier removed the "interim" tag and named Holtmann head coach of the Bulldogs.

Holtmann served as head coach at Gardner-Webb for three seasons (2010-13), leading the North Carolina school through a successful rebuilding effort. He took the Runnin' Bulldogs from eight wins in 2009-10 to a school Division I record 21 victories and a berth in the CollegeInsider.com postseason tournament in his last year. Gardner-Webb won ten of its final 11 games in 2012-13 and finished a game out of first place in the Big South Conference. For his efforts, Holtmann was named Big South Conference Coach of the Year and NABC District 3 Coach of the Year.

Prior to taking the head coaching position at Gardner-Webb, Holtmann spent two seasons as an assistant coach at Ohio University under former Butler assistant John Groce. He helped build back-to-back top classes as recruiting coordinator for the Bobcats, and he was part of the staff that led Ohio to the 2010 Mid-American Conference Tournament title and an upset of No. 3 seed Georgetown in the opening round of the 2010 NCAA Tournament. Before his stint at Ohio, he served for five seasons as an assistant coach at Gardner-Webb, including four seasons as Associate Head Coach.

A native of Nicholasville, Ky., Holtmann was an NAIA All-American guard at Taylor University. He helped lead Taylor to a 25-9 record, a No. 1 national ranking and a berth in the NAIA National Tournament in 1993-94. He served as a graduate assistant coach at Taylor in 1997-98, spent one season as an assistant coach at Geneva College and then returned to Taylor as an assistant coach under head coach Paul Patterson. In his final two seasons at Taylor, the Trojans posted a 50-16 record, won back-to-back conference titles and ranked in the "Top 15" of the NAIA national poll.

Holtmann earned a degree in psychology from Taylor in 1994 and a Master's Degree in athletic administration from Ball State in 2000. He and his wife, Lori, have one daughter, Nora Jane.



Basketball Staff

STOPS ALONG THE WAY...

Year	School	Position
1990-92	Brescia	Player
1992-94	Taylor	Player (NAIA All-American)
1997-98	Taylor	Graduate Assistant Coach
1998-99	Geneva	Assistant Coach
1999-2003	Taylor	Assistant Coach
2003-04	Gardner-Webb	Assistant Coach
2004-08	Gardner-Webb	Associate Head Coach
2008-10	Ohio	Assistant Coach (2010 NCAA Tournament)
2010-13	Gardner-Webb	Head Coach (2013 CollegeInsider.com Tournament)
2013-14	Butler	Assistant Coach
2014-	Butler	Head Coach (2015 NCAA Tournament Round of 32) (2016 NCAA Tournament Round of 32)

Butler's Top Single-Season Win Totals

Year	Coach	Wins
2009-10	Brad Stevens	33
2007-08	Brad Stevens	30
2006-07	Todd Lickliter	29
2010-11	Brad Stevens	28
2002-03	Todd Lickliter	27
2012-13	Brad Stevens	27
2008-09	Brad Stevens	26
2001-02	Todd Lickliter	26
2000-01	Thad Matta	24
1921-22	Harlan O. "Pat" Page	24
2014-15	Chris Holtmann	23
1999-00	Barry Collier	23
1996-97	Barry Collier	23
2015-16	Chris Holtmann	22
	Four Other Seasons	22



Basketball Staff



Assistant Coach Terry Johnson



Terry Johnson enters his tenth season as an assistant coach at Butler. He is in his 12th total season on the Butler sidelines having also filled an administrative role for two seasons early in his coaching career.

In Johnson's nine seasons as a Butler assistant coach, the Bulldogs have made seven NCAA Tournament appearances, including back-to-back Final Fours in 2010 and 2011. Butler has also captured four conference regular

season championships, three league tournament titles, and made one appearance in the CBI. He's helped the Bulldogs achieve a "Top 25" national ranking in seven of his nine seasons, while helping the Bulldogs to four of the "Top 5" records in school history. During his tenure, Butler has had seven players earn Academic All-America recognition, and the Bulldogs have sent two players to the NBA.

Overall, Butler is 225-88 in the nine seasons since Johnson became an assistant coach. That success was part of the reason that Johnson was invited to be part of the Villa 7 Consortium in 2015, which brings together university athletic directors and the country's elite assistant coaches in an effort to prepare the next generation of college basketball leaders.

Johnson returned to Butler in April of 2007 after he spent the 2006-07 season as assistant coach at IPFW under then head coach Dane Fife. From the summer of 2004 through the 2005-06 season, he was director of basketball operations at Butler.

Prior to his 2004-06 position as Butler's director of basketball operations, Johnson served in an administrative position at Auburn (2003-04), and coached at Lincoln Trail Junior College (2001-03) and Indiana Tech (1999-2001). Johnson began his coaching career at IPFW (1997-1999).

A three-sport athlete at Anderson (Ind.) High School, Johnson played both basketball and baseball at Lincoln Trail in Robinson, Ill., 1992-94. He was the first Lincoln Trail athlete to be named All-Conference in two sports, and he earned honorable mention All-America recognition in basketball. He went on to play both sports at Lamar University in Texas, 1994-96, and he led the basketball team at Lamar in assists and steals for two straight years.

The Terry Johnson File

Name: Terry Johnson
Wife: Kristen
Sons: Jalen, Jordan (Twins); Caden
High School: Anderson (Ind.)
College: Lincoln Trail Junior College (Associate's Degree, '94), IPFW (Bachelor's Degree, '98); Western Kentucky (Master's Degree, '11)
Sports Played: Basketball (Four varsity letters - two each at Lincoln Trail and Lamar; All-League, HM All-America at Lincoln Trail)
Baseball (Two varsity letters at Lincoln Trail, one varsity letter at Lamar, one varsity letter at IPFW)
Coaching Career:
Assistant Coach, IPFW, 2006-07; 1997-99
Assistant Coach, Lincoln Trail Junior College, 2001-03
Assistant Coach, Indiana Tech, 1999-2001
Assistant Coach, Butler University, 2007-

Johnson earned his Bachelor's degree from IPFW in 1998. He played baseball for the Mastodons and was named All-Conference, team MVP, and Co-Male Athlete of the Year. He played professional baseball with the Tri-City Posse (Pasco, Wash.) in the Western League for two years and with the Anderson Lawmen in the Heartland League for one year. He earned a Master's degree in sports administration in August, 2011, from Western Kentucky.

Johnson and his wife, Kristen, are parents of three young boys, twins Jalen and Jordan, and Caden.





Basketball Staff

Assistant Coach Mike Schrage



Mike Schrage, whose coaching experience includes a combined 17 seasons at Stanford and Duke, was named an assistant coach for Butler's men's basketball program in May of 2016. The 2016-17 season will be the first on the Butler sidelines for Schrage (pronounced "SHRAWG-ee"). He also arrives with ties to the region, graduating from Indiana University in 1998.

Schrage was part of the Stanford staff under coach Johnny Dawkins

for eight seasons prior to arriving at Butler. He was responsible for coaching and scouting, in addition to serving as the team's recruiting coordinator. The Cardinal signed 16 players ranked in the Top 100 nationally during his time on the Stanford staff. Schrage mentored standout Chasson Randle, the 2011 Mr. Basketball from Illinois who finished his career as Stanford's all-time scoring leader while becoming the program's first Academic All-America First Team selection since 2006. Four Cardinal players were selected in the NBA Draft following their collegiate careers.

The Cardinal made five postseason appearances in Schrage's eight seasons in Palo Alto, including an NCAA Sweet Sixteen appearance in 2014. The Cardinal also won two NIT Championships during his tenure (2012, 2015). Stanford won at least 20 games four times during that stretch, which is a significant accomplishment as Stanford's strength of schedule was rated in the top 50 each of the past four seasons, including twice in the top 20.

During his tenure at Duke, Schrage was a member of Duke's 2001 national championship squad and two NCAA Final Four teams. He served as the program's director of basketball operations from 2002-08. Schrage also served as the program's academic and recruiting coordinator from 1999-2002, his first three years at Duke.

Schrage was a four-year student manager at Indiana from 1994-98 under Bob Knight and coached and coordinated camps during the summers. In 1996, he worked with the U.S. Olympic Basketball Team as a member of its support staff.

Schrage also served as the video coordinator for the USA Basketball Senior National Team staff at the 2006 World Championship games in Japan. He served in that

The Mike Schrage File

Name: Mike Schrage

Wife: Amanda

Children: Andrew, Sophia

College: Indiana (Bachelor's Degree, '98)

At Indiana: Student Manager, Four Seasons

Coaching Career:

Assistant Coach, Butler University, 2016-

Assistant Coach, Stanford University, 2008-16

Director of Basketball Operations, Duke, 2002-08

Academic and Recruiting Coordinator, Duke, 1999-02

Administrative Assistant, Mississippi, 1998-99

Student Manager, Indiana University, 1994-1998

same capacity at the 2007 Tournament of America in Las Vegas.

After graduating from Indiana with a B.S. in kinesiology in 1998, Schrage was an administrative assistant for the Mississippi men's basketball team in 1998-99. In his one year working under head coach Rod Barnes, Schrage was part of the first Mississippi team to win an NCAA Tournament game.

Schrage and his wife, Amanda, have a son, Andrew, and a daughter, Sophia.



Basketball Staff



Assistant Coach Ryan Pedon



Ryan Pedon enters his second season on the Butler staff after arriving in Indianapolis in April, 2015.

Pedon has made an immediate impact on the Butler program, helping the 2015-16 team to a 22-11 record while advancing to the second round of the 2016 NCAA Tournament. The Bulldogs also signed a nationally-ranked recruiting class in November of 2015, one that was ranked in the Top 25 by several national recruiting outlets on Signing Day.

Prior to arriving at Butler, Pedon spent two seasons on the staff at Illinois under Head Coach (and former Butler assistant) John Groce.

During Pedon's three seasons as an assistant coach and recruiting coordinator at Toledo, the Rockets made an incredible jump from four wins in 2010-11 to 19 wins, including the school's first postseason victory in 11 years, in 2011-12. That turnaround was the second best in the nation! In his final season at Toledo, the Rockets tied for first in the MAC's West Division, securing the school's first division title and most conference wins since 2007.

Pedon experienced similar success at Miami, Ohio, where he helped the Redhawks to winning conference records in all five seasons in Oxford. The RedHawks won the MAC Tournament title in 2007 and earned the school's first NCAA Tournament bid since 1999. And during his time at Kent State, the Golden Flashes recorded three 20-win seasons and finished first in the MAC's East Division in both 2003 and 2004.

A native of Columbus, Ohio, Pedon played college basketball at Wooster (Ohio). He was a three-year varsity letterwinner and helped the Fighting Scots to three regular season North Coast Athletic Conference championships and three NCAA Division III Tournament bids.

He earned a bachelor's degree in communications from Wooster in 2000 and a master's degree in sport organization from Miami, Ohio, in 2002.

He and his wife, Stephanie, have a son, Maddox.

The Ryan Pedon File

Name: Ryan Pedon

Wife: Stephanie

Son: Maddox

High School: Bexley (Ohio)

College: Wooster (Bachelor's Degree, '00); Miami (Master's Degree, '02)

Sports Played: Basketball (Three varsity letters)

Coaching Career:

Graduate Assistant, Miami (Ohio), 2000-02

Director of Basketball Operations, Kent State, 2002-05

Assistant Coach, Miami (Ohio), 2005-10

Assistant Coach, Toledo, 2010-13

Assistant to the Head Coach, Illinois, 2013-15

Assistant Coach, Butler University, 2015-





Basketball Staff

Emerson Kampen Basketball Analyst



Emerson Kampen, a 2013 Butler graduate and former Butler basketball player, serves the Butler staff in the role of basketball analyst. He enters his second season in this capacity. Kampen is a trusted aide to Butler coach Chris Holtmann, having previously served in assistant coach and graduate assistant positions.

Kampen helped the 2015-16 Bulldogs to a record of 22-11 and its second consecutive appearance in the NCAA Tournament, advancing to the second round.

Kampen began the 2014-15 season as a graduate assistant for the Bulldogs. He stepped in to fill an assistant coach position when Holtmann was elevated to head coach just prior to the start of the season, and he helped the Bulldogs to a 23-11 season, a tie for second place in the BIG EAST and a berth in the NCAA Tournament. Butler advanced to the Round of 32.

He began his coaching career as a graduate assistant, handling a variety of administrative and on-court duties in his first year on then Coach Brandon Miller's staff. Then in October of 2014, Kampen was appointed to an assistant coach position, when Miller requested and was granted a medical leave of absence.

A former Yorktown High School basketball standout, Kampen was a four-year letterwinner and five-year team member with the Bulldogs, 2008-13. He played on Butler's two Final Four teams, and he served as a co-captain of the Bulldogs' 2012-13 team, which posted a 27-9 record and advanced to the third round of the NCAA Tournament. During his five seasons at Butler, the Bulldogs compiled a 136-45 record and made five straight postseason tournament appearances.

Kampen earned a marketing degree from Butler in 2013. He and his wife, Kylie, had a son, Emerson IV, who tragically passed away in 2016 after being diagnosed with Leigh's Disease, a terminal, genetic disease. He was eight months old.

Brandon Crone Coordinator of Basketball Operations



Brandon Crone, a four-year letterwinner and two-time team captain with the Bulldogs, begins his third season on the Butler staff as Coordinator of Basketball Operations. He handles a variety of organizational and administrative duties for the Bulldogs, including team travel.

In his first two seasons as a member of the Butler staff, the Bulldogs have made consecutive trips to the NCAA Tournament and won 45 games.

Crone enjoyed a successful playing career at Butler, helping the Bulldogs to 78 victories and two postseason

tournament berths over his four seasons. He was named Butler's Most Valuable Player in 2006-07, after leading the Bulldogs to a 29-7 record and a berth in the NCAA Sweet 16.

Crone first arrived at Butler in 2003, following a successful high school basketball career at Frankfort High School. He was a two-time All-State performer at Frankfort, and he was named to the Indiana All-Star Team following his senior season. He was one of just nine players in the state to average a double-double as a senior.

After graduating from Butler, Crone went on to play professional basketball for three seasons in Europe. He returned to the U.S. in 2010 and accepted a position as assistant basketball coach at Park Tudor High School in Indianapolis, where he helped lead the Panthers to the 2011 Indiana Class 2A state championship. He went on to serve as an assistant coach for three seasons at Nova Southeastern, an NCAA Division II school in Fort Lauderdale, Fla.

A 2007 Butler graduate with a marketing degree, Crone and his wife, Morgan, are the parents of a son, Kellar.



Donna McCleerey
Basketball Secretary



Ryan Galloy
Head Athletic Trainer



Jim Peal
Strength & Conditioning
Coordinator

Butler University



The five faculty and 113 students present when Butler University opened in 1855 laid a solid foundation for 157 years of creative change and progress. Today's more than 4,000 students continue to look ahead while treasuring the traditions unique to Butler.

The young school, originally named North Western Christian University, was unusually innovative. It was the first in Indiana, and only the third in the nation, to admit women on an equal basis with men. With the appointment in 1858 of Catherine Merrill as Demia Butler Professor of English, the institution became the second in the country to appoint a woman faculty member, the first to establish an endowed chair specifically for a female professor and the first to establish a professorship in English literature. The school was also the first in Indiana to allow its students, with parental consent, to choose subjects under a new "elective" system.

As Indianapolis grew, the city's commercial district began to penetrate the heavily-wooded campus at what is now the corner of Thirteenth Street and College Avenue. In 1873, the board of directors decided to sell the downtown campus and accept a gift of 25 acres in Irvington, then a suburb east of Indianapolis. In 1877, North Western Christian University became Butler University, taking the name of its founder, Indianapolis attorney Ovid Butler.

Butler moved again 50 years later, as the "Circle City" continued to grow. In 1928, classes were held for the first time in Jordan Hall, an imposing new Gothic structure erected on the beautiful Fairview Park Site, a wooded tract north of the city on the White River and the Inland Waterway Canal.

Today's students come from nearly every state in the nation and from many foreign countries to enroll in degree programs in the College of Liberal Arts and Sciences, or in one of four professional colleges -- Business Administration, Education, Fine Arts or Pharmacy and Health Sciences. Butler is one of only 21 private



schools in the country offering a pharmacy program.

True to the vision of its founders, the University continues to offer an array of professional and pre-professional programs within the context of a strong commitment to the traditional arts and sciences and to the values of liberal education. Butler continues to welcome highly motivated, intellectually curious men and women, and to prepare them for lives of professional and community service and creative, ethical action. Butler is one of the top 20 U. S. colleges for producing business executives, is in the top 10% for preparing future Ph.D.s and is located in the #2 city for college graduates starting a career.

Administrative Support



Barry Collier
Director of Athletics



Tom Crowley
Deputy A.D.



Ken LaRose
Associate A.D. for
Development



Molly Sullivan
Associate A. D. for
Administration/S.W.A.



John Dedman
Associate A.D. for
Communications



Carl Heck
Associate A.D. for
Internal Operations




Mike Freeman
Associate A.D. for
External Operations



Sonya Hopkins
Assistant A.D./Student
Development



Neal Smith
Assistant A.D./
Facilities and Events



Alex Perry
Assistant A.D. /
Business Operations




Joe Gentry
Director of Corporate
Sponsorship



Lindsay Martin
Manager, Marketing
and Promotions



Pete Xander
Manager of Fan
Development



Kit Stetzel
Assistant Sports
Information Director



Hinkle Fieldhouse



“The Classic Arena Keeps Getting Better”

Hinkle Fieldhouse has reigned as one of the nation’s great sports arenas for more than eight decades. The classic facility was constructed in 1928 and it has stood up to the test of time, maintaining the splendor, character and atmosphere that made it one of the nation’s most famous basketball arenas for nearly a century. And during the summer of 2014, the Fieldhouse underwent a major \$36 million renovation that provided significant upgrades and improvements to make a great facility even better!

Highlights of the project included wider concourses for better accessibility, an elevator for public use and ADA accessibility, added restrooms (including family restrooms that are ADA accessible), improved and expanded concessions, added and more comfortable chairback seating in the main arena, a new scoreboard with video playback capability and kiosks marking historic moments in Hinkle Fieldhouse history. A new student-athlete academic center was added, as well as a new sports medicine center with a hydrotherapy unit. The project included a new and expanded weight room, new administrative and coaches offices, an expansion of the Wildman Room for hospitality, new office/locker room suites for men’s and women’s basketball and new team meeting rooms with video screens.

In addition to the interior improvements, the 86-year-old facility also received extensive exterior renovations, including the tuck-pointing of 282,000 bricks, the replacement of more than 9,700 windowpanes with energy-efficient glass and an update of the utilities.

The Fieldhouse, which remained virtually unchanged for more than 60 years after its original construction, received its first major face-lift during the summer of 1989. Among the changes to the historical building were new chair-back seats in the lower arena, new doors and windows on the south side of the exterior, new basketball offices, a training room

“Go to a Saturday afternoon basketball game at Hinkle Fieldhouse, when the sunlight filters through the south windows. For that matter, go to any game, any time, in Hinkle.”

--Bill Benner, Indianapolis Star and News, in his August 4, 1998, column titled “Love Indiana Sports? Check out this list of must-do events.”


Hinkle Fieldhouse



Constructed in 1928, Hinkle Fieldhouse is on the National Register of Historic Buildings. It's been the site of countless memorable basketball games and many basketball legends, including John Wooden, Oscar Robertson, George McGinnis and Larry Bird, have played on the Hinkle hardwood.

and locker rooms off the main arena, a VIP lounge, repaved parking lot, outside landscaping, extensive interior painting and a new public address system. Additional improvements included a new weight room, new football offices, sports information/marketing offices, and administrative offices.

The original construction of Butler Fieldhouse was part of a massive project designed to give Butler one of the finest athletic plants in the nation. The project was financed by a corporation of 41 prominent and farsighted Indianapolis businessmen. Completion of the Fieldhouse was guaranteed when Butler signed a lease agreement with the Indiana High School Athletic Association allowing the high school state tournament to be played in the massive

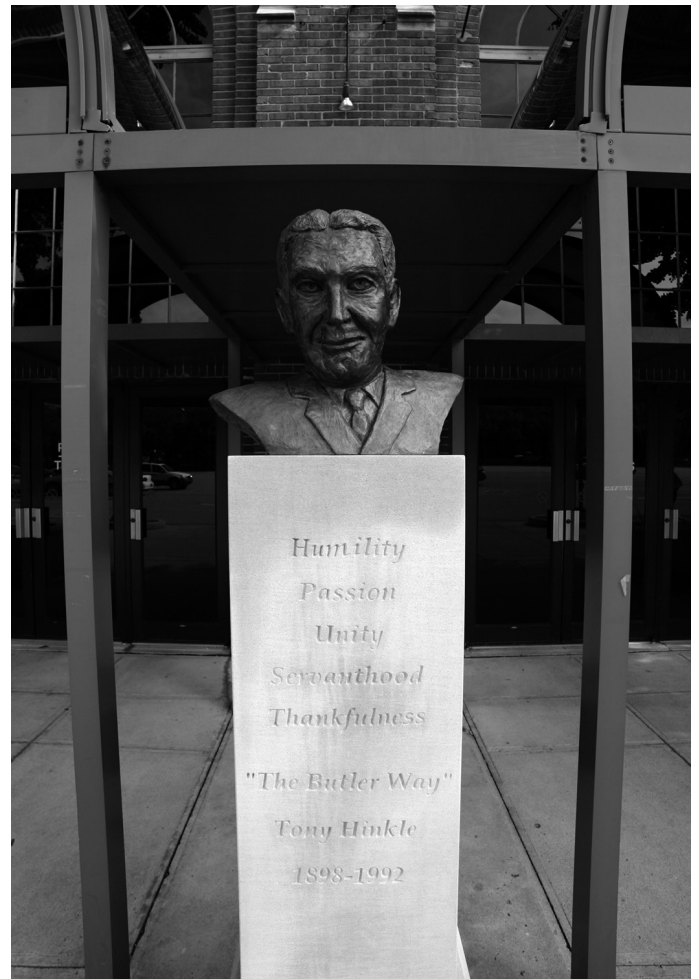


When Hinkle Fieldhouse opened in 1928, the basketball floor ran east and west (above), which put more than half the seats at the ends of the court. The court was turned to its current configuration (below) in the early 1930's.

new facility. Butler's association with the IHSAA continued from 1928 to 1971, with a brief interruption during the war years, 1943-45.

Butler played its first basketball game in the Fieldhouse on March 7, 1928, defeating Notre Dame 21-13, in overtime. Since the Fieldhouse was not entirely completed at that time, the building dedication was held off until December 21, 1928. The name of the facility was changed in 1966 from Butler Fieldhouse to Hinkle Fieldhouse in honor of Butler's legendary coach and athletic director Paul D. "Tony" Hinkle, who built the University's athletic fame over nearly half a century.

In addition to being the home of Butler basketball, the Fieldhouse has been host to a Nobel laureate, six U. S. presidents (Herbert Hoover, Dwight Eisenhower, Richard Nixon, Gerald Ford, Bill Clinton and George H. W. Bush), the Billy Graham Crusade, the Sonja Henie Ice Show, four professional basketball teams, the U.S. Olympic basketball trials, the first USA-USSR basketball game, all-star basketball games for the NBA and ABA as well as the



A tribute to Paul D. "Tony" Hinkle sits in front of the historic facility which bears his name. Hinkle was a coach/teacher/athletic administrator and mentor to countless student-athletes at Butler from 1921 to 1970.



Hinkle Fieldhouse



Hinkle Fieldhouse was site of the Indiana High School state championship from 1928 to 1971, except during World War II. Legendary games in the Fieldhouse gave birth to "Hoosier Hysteria."

East-West College All-Stars, the nationally-prominent Butler Relays in track, tennis matches of both Bill Tilden and Jack Kramer, the 1982 World Goal Ball Championships, a three-ring circus, several equestrian events, the Roller Derby, and a six-day bicycle race. The building also housed the U. S. military as a barracks during World War II. And Butler's homecourt was in the spotlight world-wide as the site of the championship game in the popular movie "Hoosiers."

During the summer of 1987, Hinkle Fieldhouse again received national and international attention as the site for the volleyball competition at the tenth Pan American Games. The largest crowd (14,500) ever to see a volleyball match in the United States gathered in the Fieldhouse to see the USA defeat Cuba in the men's gold medal match.

When the Fieldhouse was originally constructed, it was the largest basketball arena in the United States, and it retained that distinction for more than 20 years. Renovation in the early 1990's reduced the seating capacity from 15,000 to 11,043, and later it was reduced to 10,000. The current capacity after the most recent renovation is 9,100. The Fieldhouse was named to the National Register of Historic Places in 1983, and declared a National Historic Landmark in 1987.


"I still think after all these years that it's the best basketball court in America. It's absolutely the best I've ever played on."

--NBA/ABA All-Star George McGinnis, speaking of the basketball court in Hinkle Fieldhouse.

"HOOSIERS"

In December of 1985, Hinkle Fieldhouse was turned into a Hollywood stage for the filming of the popular movie "Hoosiers," inspired by the 1954 Indiana High School state championship game at Butler Fieldhouse. Tiny Milan Indiana won the 1954 state championship when Bobby Plump hit a last second shot to defeat Muncie Central, 32-30. Plump later attended Butler University.

The production crew moved into the Fieldhouse for one week to shoot the climactic final scene in the movie. When the finished product was released to the general public, it became an instant hit. "Hoosiers" was recently named one of the "Top 10" sports movies ever!



"Hoosiers" star Gene Hackman with former Butler basketball player Bobby Plump, the real-life "Jimmy Chitwood."

Hinkle Fieldhouse




The “new” Home of the Bulldogs

The Hinkle Fieldhouse renovation project included a significant change in the men’s basketball office/locker room complex. The “Home of the Bulldogs” received a complete overhaul, including a new larger locker room, a new dedicated video room and increased office and meeting space.

The Bulldogs moved into their current basketball office/locker room complex, located behind the west side of the main arena in Hinkle Fieldhouse, in 1989. The suite was part of a \$1.5 million renovation of Hinkle Fieldhouse and featured a main reception area, four basketball offices, a team film area, a film editing area and the team locker room. The new locker room complex has added to the original space, while significantly upgrading all aspects of the former basketball team area.




The team’s locker room was enlarged and enhanced as part of the Hinkle Fieldhouse renovation project.



The Bulldogs have a dedicated state-of-the-art video room featuring multi-level seating. Completion of the new team video area was made possible by a gift from former Butler player Gordon Hayward, now in the NBA with the Utah Jazz.



Hinkle Fieldhouse



The Hinkle Fieldhouse renovation project included a new weight room, which is nearly twice the size of the former workout facility.



Butler's new athletic training center includes an expanded treatment area (above left) and a new hydro-therapy room (above right).

2015-16 Review





2015-16 Review

2015-16 BUTLER SEASON STATS

RECORD:	OVERALL	HOME	AWAY	NEUTRAL
ALL GAMES	22-11	13-3	5-5	4-3
CONFERENCE	10-8	6-3	4-5	0-0
NON-CONFERENCE	12-3	7-0	1-0	4-3

#	Player	gp-gs	min	avg	Total		3-Point		F-Throw		Rebounds					pts	avg					
					fg-fga	fg%	3fg-fga	3fg%	ft-fa	ft%	off	def	tot	avg	pf			dq	a	to	blk	stl
24	DUNHAM, Kellen	33-32	1069	32.4	166-379	.438	87-203	.429	116-138	.841	15	67	82	2.5	55	0	50	50	3	22	535	16.2
30	MARTIN, Kelan	33-14	935	28.3	183-409	.447	46-122	.377	105-138	.761	52	172	224	6.8	88	1	36	54	18	25	517	15.7
21	JONES, Roosevelt	33-33	1109	33.6	166-355	.468	1-1	1.000	123-182	.676	67	151	218	6.6	82	3	154	77	13	50	456	13.8
45	CHRABASCZ, Andrew	33-31	996	30.2	128-259	.494	24-65	.369	72-91	.791	48	89	137	4.2	83	2	64	31	15	33	352	10.7
04	WIDEMAN, Tyler	33-33	806	24.4	98-162	.605	0-1	.000	61-101	.604	72	115	187	5.7	114	7	27	35	49	34	257	7.8
01	LEWIS, Tyler	29-16	553	19.1	53-137	.387	19-65	.292	46-54	.852	7	36	43	1.5	45	1	82	23	0	21	171	5.9
05	GATHERS, Jordan	33-4	433	13.1	48-119	.403	30-76	.395	10-18	.556	8	33	41	1.2	55	2	25	20	1	14	136	4.1
00	ETHERINGTON, Austi	30-2	366	12.2	36-68	.529	22-50	.440	18-28	.643	11	43	54	1.8	60	2	15	20	3	18	112	3.7
13	DAVIS, Jackson	25-0	142	5.7	25-45	.556	0-1	.000	12-17	.706	9	32	41	1.6	30	0	2	10	4	7	62	2.5
51	FOWLER, Nate	20-0	125	6.3	10-18	.556	2-3	.667	1-3	.333	11	15	26	1.3	29	1	4	7	1	2	23	1.2
10	PETTUS, Trey	10-0	41	4.1	2-8	.250	2-4	.500	2-4	.500	1	5	6	0.6	2	0	6	0	0	1	8	0.8
25	BENNETT, Steven	13-0	50	3.8	3-10	.300	3-10	.300	0-0	.000	1	6	7	0.5	3	0	3	3	0	0	9	0.7
Team											64	55	119		2		5					
Total.....		33	6625		918-1969	.466	236-601	.393	566-774	.731	366	819	1185	35.9	648	19	468	335	107	227	2638	79.9
Opponents.....		33	6625		818-1879	.435	231-683	.338	477-672	.710	310	772	1082	32.8	673	11	414	430	145	152	2344	71.0

2015-16 BUTLER BIG EAST CONFERENCE STATS

RECORD:	OVERALL	HOME	AWAY	NEUTRAL
ALL GAMES	10-8	6-3	4-5	0-0
CONFERENCE	10-8	6-3	4-5	0-0
NON-CONFERENCE	0-0	0-0	0-0	0-0

#	Player	gp-gs	min	avg	Total		3-Point		F-Throw		Rebounds					pts	avg					
					fg-fga	fg%	3fg-fga	3fg%	ft-fa	ft%	off	def	tot	avg	pf			dq	a	to	blk	stl
30	MARTIN, Kelan	18-11	576	32.0	109-266	.410	25-75	.333	73-93	.785	33	104	137	7.6	47	0	18	27	13	14	316	17.6
24	DUNHAM, Kellen	18-17	614	34.1	92-199	.462	49-99	.495	67-86	.779	10	40	50	2.8	32	0	29	29	1	12	300	16.7
21	JONES, Roosevelt	18-18	630	35.0	95-197	.482	1-1	1.000	72-102	.706	27	80	107	5.9	48	2	81	48	7	26	263	14.6
45	CHRABASCZ, Andrew	18-16	558	31.0	52-130	.400	12-37	.324	39-48	.813	25	46	71	3.9	43	1	31	21	8	16	155	8.6
04	WIDEMAN, Tyler	18-18	451	25.1	45-80	.563	0-1	.000	27-49	.551	41	57	98	5.4	68	6	18	21	30	19	117	6.5
00	ETHERINGTON, Austi	16-2	209	13.1	20-36	.556	15-30	.500	16-22	.727	8	24	32	2.0	36	1	7	10	3	7	71	4.4
01	LEWIS, Tyler	14-4	220	15.7	16-51	.314	7-28	.250	14-18	.778	0	10	10	0.7	25	1	30	8	0	8	53	3.8
05	GATHERS, Jordan	18-4	221	12.3	22-67	.328	15-44	.341	5-6	.833	7	18	25	1.4	30	1	13	14	1	7	64	3.6
13	DAVIS, Jackson	14-0	69	4.9	7-17	.412	0-0	.000	2-4	.500	6	11	17	1.2	18	0	2	4	2	5	16	1.1
25	BENNETT, Steven	7-0	14	2.0	1-2	.500	1-2	.500	0-0	.000	1	1	2	0.3	0	0	0	1	0	0	3	0.4
51	FOWLER, Nate	12-0	53	4.4	0-3	.000	0-1	.000	1-2	.500	1	4	5	0.4	13	1	1	4	0	2	1	0.1
10	PETTUS, Trey	5-0	10	2.0	0-0	.000	0-0	.000	0-0	.000	0	1	1	0.2	1	0	0	0	0	0	0	0.0
Team											31	27	58		2		1					
Total.....		18	3625		459-1048	.438	125-318	.393	316-430	.735	190	423	613	34.1	363	13	230	188	65	116	1359	75.5
Opponents.....		18	3625		448-1001	.448	130-364	.357	276-389	.710	165	445	610	33.9	372	8	243	241	93	84	1302	72.3

2015-16 Review



DATE	W/L	OPPONENT	BU	OPP.	Starting Line-up			Bench Scoring		Bench High	Fast Break	
11-14	W	CITADEL	144	71	Lewis	Dunham	Jones	Chrabascz	Wideman	55-31 +24	Davis (19)	22-0 (+22)
11-19	W	vs. Missouri State	93	59	Lewis	Dunham	Jones	Chrabascz	Wideman	42-18 +24	Martin (18)	10-4 (+6)
11-20	W	vs. Temple	74	69	Lewis	Dunham	Jones	Chrabascz	Wideman	8-5 +3	Martin (8)	4-0 (+4)
11-22	L	vs. Miami	75	85	Lewis	Dunham	Jones	Chrabascz	Wideman	16-31 -15	Martin (8)	2-13 (-11)
11-28	W	SIUE	89	73	Lewis	Dunham	Jones	Chrabascz	Wideman	9-25 -16	Martin (3)	8-2 (+6)
12-2	W	at Cincinnati	78	76	Lewis	Dunham	Jones	Chrabascz	Wideman	21-28 -7	Martin (14)	4-4 (-)
12-5	W	INDIANA STATE	85	71	Lewis	Dunham	Jones	Chrabascz	Wideman	29-31 -2	Martin (24)	6-2 (+4)
12-7	W	VMI	93	66	Lewis	Dunham	Jones	Chrabascz	Wideman	42-3 +39	Martin (20)	8-0 (+8)
12-12	W	TENNESSEE	94	86	Lewis	Dunham	Jones	Chrabascz	Wideman	35-8 +27	Martin (25)	2-2 (-)
12-19	W	vs. Purdue	74	68	Lewis	Dunham	Jones	Chrabascz	Wideman	12-23 -11	Martin (7)	12-11 (+1)
12-22	W	SOUTHERN UTAH	88	52	Lewis	Dunham	Jones	Chrabascz	Wideman	36-19 +17	Martin (12)	10-6 (+4)
12-28	W	IUPUI	92	54	Lewis	Dunham	Jones	Chrabascz	Wideman	44-24 +20	Martin (19)	8-4 (+4)
12-31	L	PROVIDENCE*	73	81	Lewis	Dunham	Jones	Chrabascz	Wideman	31-10 +21	Martin (20)	6-6 (-)
1-2	L	at Xavier*	69	88	Gathers	Martin	Jones	Etherington	Wideman	34-22 +12	Dunham (13)	7-8 (-1)
1-5	W	at DePaul*	77	72	Lewis	Dunham	Jones	Chrabascz	Wideman	12-38 -26	Martin (12)	10-6 (+4)
1-10	L	VILLANOVA*	55	60	Lewis	Dunham	Jones	Chrabascz	Wideman	5-14 -9	Gathers (3)	6-4 (+2)
1-16	W	ST. JOHN'S*	78	58	Lewis	Dunham	Jones	Chrabascz	Wideman	28-20 +8	Martin (22)	0-11 (-11)
1-19	L	at Providence*	68	71	Gathers	Dunham	Jones	Chrabascz	Wideman	15-7 +8	Martin (15)	7-4 (+3)
1-23	L	at Creighton*	64	72	Gathers	Dunham	Jones	Chrabascz	Wideman	27-17 +10	Martin (22)	0-4 (-4)
1-27	W	DePAUL*	67	53	Martin	Dunham	Jones	Chrabascz	Wideman	5-9 -4	Gathers (3)	2-4 (-2)
1-30	L	at Marquette*	69	75	Martin	Dunham	Jones	Chrabascz	Wideman	0-19 -19	---	10-5 (+5)
2-2	W	GEORGETOWN*	87	76	Martin	Dunham	Jones	Chrabascz	Wideman	1-27 -26	Etherington (1)	2-2 (-)
2-6	W	at St. John's*	89	56	Martin	Dunham	Jones	Chrabascz	Wideman	36-23 +13	Gathers (16)	14-2 (+12)
2-10	W	at Seton Hall*	81	75	Martin	Dunham	Jones	Chrabascz	Wideman	8-4 +4	Lewis (5)	2-8 (-6)
2-13	L	XAVIER*	57	74	Martin	Dunham	Jones	Chrabascz	Wideman	14-36 -18	Gathers (6)	0-6 (-6)
2-16	W	CREIGHTON*	88	75	Martin	Dunham	Jones	Chrabascz	Wideman	23-18 +5	Etherington (17)	2-4 (-2)
2-20	L	at Villanova*	67	77	Martin	Dunham	Jones	Chrabascz	Wideman	10-13 -3	Etherington (6)	12-7 (+5)
2-27	W	at Georgetown* (ot)	90	87	Martin	Dunham	Jones	Chrabascz	Wideman	10-21 -11	Lewis (8)	10-8 (+2)
3-2	W	SETON HALL*	85	78	Martin	Dunham	Jones	Chrabascz	Wideman	15-4 +11	Etherington (8)	4-6 (-2)
3-5	W	MARQUETTE*	95	74	Gathers	Dunham	Jones	Etherington	Wideman	37-22 +15	Martin/Chrabascz (15)	8-8 (-)
3-10	L	vs. Providence	60	74	Martin	Dunham	Jones	Chrabascz	Wideman	15-2 +13	Lewis (7)	0-4 (-4)
3-17	W	vs. Texas Tech	71	61	Martin	Dunham	Jones	Chrabascz	Wideman	6-30 -26	Gathers (3)	17-5 (+12)
3-19	L	vs. Virginia	69	77	Martin	Dunham	Jones	Chrabascz	Wideman	7-22 -15	Etherington (5)	6-4 (+2)

DATE	W/L	OPPONENT	Points	Rebounds	Assists	In Paint	2nd Chance	Off T/Os
11-14	W	CITADEL	Dunham (24)	Jones (11)	Chrabascz (8)	92-18 (+74)	29-14 (+15)	28-9 (+19)
11-19	W	vs. Missouri State	Martin/Chrabascz (18)	Jones (10)	Lewis (10)	44-24 (+20)	14-10 (+4)	17-7 (+10)
11-20	W	vs. Temple	Dunham/Lewis (16)	Jones (11)	Dunham (5)	32-28 (+4)	22-14 (+8)	6-6 (-)
11-22	L	vs. Miami	Dunham (23)	Wideman (10)	Jones (5)	28-28 (-)	15-13 (+2)	16-19 (-3)
11-28	W	SIUE	Dunham (32)	Dunham/Jones (6)	Jones (11)	38-34 (+4)	10-8 (+2)	15-9 (+6)
12-2	W	at Cincinnati	Dunham (24)	Wideman (9)	Lewis (4)	30-30 (-)	5-7 (-2)	16-5 (+11)
12-5	W	INDIANA STATE	Martin (24)	Jones (8)	Jones (7)	46-32 (+14)	4-14 (-10)	15-17 (-2)
12-7	W	VMI	Martin (20)	Martin/Wideman (8)	Lewis (5)	42-24 (+18)	13-8 (+5)	17-12 (+5)
12-12	W	TENNESSEE	Martin (25)	Martin (11)	Jones (10)	36-30 (+6)	13-11 (+2)	4-11 (-7)
12-19	W	vs. Purdue	Jones (19)	Jones (11)	Jones (5)	34-26 (+8)	17-15 (+2)	21-13 (+8)
12-22	W	SOUTHERN UTAH	Wideman (15)	Jones (10)	Lewis (8)	48-28 (+20)	13-4 (+9)	25-12 (+13)
12-28	W	IUPUI	Martin (19)	Chrabascz/Wideman (6)	Lewis (7)	42-28 (+14)	10-4 (-6)	20-5 (+15)
12-31	L	PROVIDENCE*	Martin (20)	Martin (9)	Jones (4)	38-24 (+14)	18-18 (-)	11-10 (+1)
1-2	L	at Xavier*	Jones (14)	Martin (7)	Jones (6)	28-42 (-14)	10-16 (-6)	14-15 (-1)
1-5	W	at DePaul*	Dunham (24)	Wideman (5)	Lewis (7)	34-32 (+2)	8-18 (-10)	24-14 (+10)
1-10	L	VILLANOVA*	Jones (20)	Wideman (6)	Wideman (3)	30-28 (+2)	5-12 (-7)	12-11 (+1)
1-16	W	ST. JOHN'S*	Dunham (24)	Martin (10)	Jones (4)	30-27 (+3)	7-12 (-5)	13-21 (-8)
1-19	L	at Providence*	Dunham (21)	Martin (11)	Jones (5)	34-36 (-2)	8-12 (-4)	12-17 (-5)
1-23	L	at Creighton*	Martin (22)	Martin (11)	Jones (4)	20-30 (-10)	20-8 (+12)	6-9 (-3)
1-27	W	DePAUL*	Jones (23)	Wideman (9)	Jones (4)	20-24 (-4)	13-4 (+9)	11-12 (-1)
1-30	L	at Marquette*	Martin (27)	Wideman (8)	Jones (6)	34-16 (+18)	14-8 (+6)	14-8 (+6)
2-2	W	GEORGETOWN*	Martin (35)	Chrabascz (9)	Jones (5)	38-32 (+6)	19-11 (+8)	11-11 (-)
2-6	W	at St. John's*	Martin (18)	Jones (14)	Jones (10)	34-10 (+24)	10-6 (+4)	32-21 (+11)
2-10	W	at Seton Hall*	Martin (23)	Martin (10)	Chrabascz (6)	40-38 (+2)	13-13 (-)	16-16 (-)
2-13	L	XAVIER*	Martin (15)	Martin (12)	Jones (4)	18-36 (-18)	17-0 (+17)	12-9 (+3)
2-16	W	CREIGHTON*	Martin (21)	Martin (8)	Jones/Dunham (6)	24-24 (-)	7-5 (+2)	16-7 (+9)
2-20	L	at Villanova*	Martin (19)	Dunham (8)	Wideman (3)	20-24 (-4)	13-10 (+3)	12-10 (+2)
2-27	W	at Georgetown*	Dunham (29)	Wideman (8)	Chrabascz (4)	30-36 (-6)	15-16 (-1)	34-10 (+24)
3-2	W	SETON HALL*	Dunham (22)	Martin (9)	Jones (5)	30-40 (-10)	7-8 (-1)	9-10 (-1)
3-5	W	MARQUETTE*	Etherington (18)	Martin (9)	Jones (6)	40-34 (+6)	5-5 (-)	23-14 (+9)
3-10	L	vs. Providence	Dunham (17)	Martin (10)	Jones (5)	20-38 (-18)	6-8 (-2)	11-18 (-7)
3-17	W	vs. Texas Tech	Dunham (23)	Jones (8)	Jones (6)	28-28 (-)	6-6 (-)	16-9 (+7)
3-19	L	vs. Virginia	Chrabascz (25)	Jones/Martin (5)	Four players (2)	32-42 (-10)	9-12 (-3)	14-5 (+9)



2015-16 Review

Opponent	Date	Score		00	01	04	05	10	13	21
				ETHERINGTO	LEWIS,TYLE	WIDEMAN,TY	GATHERS,JO	PETTUS,TRE	DAVIS,JACK	JONES,ROOS
CITADEL	11/14/15	144-71	w	7-7-1	17-2-3	18-6-2	6-2-1	5-2-1	19-8-0	18-11-4
vs Missouri State	11/19/15	93-59	w	7-4-1	9-3-10	7-0-0	5-0-1	3-0-1	9-3-0	6-10-4
vs Temple	11/20/15	74-69	w	DNP	16-4-0	9-6-1	0-0-1	DNP	DNP	12-11-4
vs Miami	11/22/15	75-85	L	0-1-1	3-0-1	8-10-0	6-0-1	DNP	2-0-0	19-5-5
SIUE	11/28/15	89-73	w	0-0-0	12-2-4	13-5-0	2-1-0	DNP	2-2-0	11-6-11
at Cincinnati	12/2/15	78-76	w	0-0-0	0-2-4	12-9-1	7-1-1	DNP	0-0-0	10-5-1
INDIANA STATE	12/5/15	85-71	w	0-0-0	3-4-1	8-7-0	5-4-1	DNP	0-0-0	7-8-7
VMI	12/7/15	93-66	w	6-1-0	12-3-5	1-8-1	6-2-1	0-1-2	4-4-0	14-4-3
TENNESSEE	12/12/15	94-86	w	0-0-0	5-1-5	14-6-0	10-3-0	DNP	0-0-0	21-7-10
vs Purdue	12/19/15	74-68	w	0-0-0	17-6-4	8-5-1	2-1-1	DNP	DNP	19-11-5
SOUTHERN UTAH	12/22/15	88-52	w	5-1-1	9-1-8	15-6-0	8-0-1	0-0-1	4-2-0	12-10-4
IUPUI	12/28/15	92-54	w	5-3-2	4-1-7	4-6-0	9-1-1	0-2-1	6-5-0	17-5-2
PROVIDENCE	12/31/15	73-81	L	0-0-0	1-2-1	10-4-0	11-4-2	DNP	DNP	19-6-4
at Xavier	1/2/16	69-88	L	3-2-0	10-2-4	5-2-1	2-2-0	DNP	1-3-0	14-4-6
at DePaul	1/5/16	77-72	w	DNP	4-0-7	6-5-1	0-1-0	DNP	0-0-0	15-4-4
VILLANOVA	1/10/16	55-60	L	0-1-0	2-2-1	10-6-3	3-3-0	DNP	DNP	20-5-0
ST. JOHN'S	1/16/16	78-58	w	1-1-1	2-0-1	6-6-2	3-4-1	DNP	2-0-0	5-8-4
at Providence	1/19/16	68-71	L	DNP	0-0-1	7-5-2	3-1-1	DNP	DNP	16-4-5
at Creighton	1/23/16	64-72	L	5-5-0	DNP	4-10-1	0-0-0	0-0-0	0-0-0	11-10-4
DEPAUL	1/27/16	67-53	w	2-2-0	DNP	5-9-1	3-4-2	0-0-0	0-3-0	23-4-4
at Marquette	1/30/16	69-75	L	0-1-1	DNP	6-8-1	0-0-1	DNP	0-2-0	15-3-6
GEORGETOWN	2/2/16	87-76	w	1-3-1	DNP	6-1-0	0-0-0	DNP	0-0-0	19-6-5
at St. John's	2/6/16	89-56	w	4-0-0	7-1-5	11-5-0	16-1-1	0-1-0	5-8-1	10-14-10
at Seton Hall	2/10/16	81-75	w	3-1-0	5-1-0	11-5-1	0-0-0	DNP	0-0-1	10-4-4
XAVIER	2/13/16	57-74	L	3-1-1	3-0-1	2-3-0	6-1-2	DNP	2-0-0	5-10-4
CREIGHTON	2/16/16	88-75	w	17-4-1	2-1-3	10-6-0	4-0-0	0-0-0	0-0-0	12-5-6
at Villanova	2/20/16	67-77	L	6-2-0	0-0-1	0-6-3	0-1-1	DNP	4-1-0	16-5-2
at Georgetown	2/27/16	90-87	w	0-1-0	8-1-1	7-8-2	2-1-0	DNP	DNP	18-4-2
SETON HALL	3/2/16	85-78	w	8-3-1	4-0-2	6-6-0	3-0-0	DNP	0-0-0	20-5-5
MARQUETTE	3/5/16	95-74	w	18-5-1	5-0-2	5-3-0	8-2-2	0-0-0	2-0-0	15-6-6
vs Providence	3/10/16	60-74	L	5-1-0	7-1-0	4-5-1	3-0-0	DNP	0-0-0	5-5-5
vs Texas Tech	3/17/16	71-61	w	1-1-0	2-1-0	14-7-1	3-0-0	DNP	DNP	4-8-6
vs Virginia	3/19/16	69-77	L	5-3-2	2-2-0	5-3-1	0-1-2	DNP	DNP	18-5-2

Opponent	Date	Score		24	25	30	45	51
				DUNHAM,KEL	BENNETT,ST	MARTIN,KEL	CHRABASCZ,	FOWLER,NAT
CITADEL	11/14/15	144-71	w	24-1-1	3-1-2	13-10-3	12-8-8	2-3-1
vs Missouri State	11/19/15	93-59	w	11-3-1	0-0-1	18-3-2	18-2-2	0-4-0
vs Temple	11/20/15	74-69	w	16-1-5	DNP	8-9-1	13-10-1	DNP
vs Miami	11/22/15	75-85	L	23-0-1	DNP	8-5-0	6-2-2	DNP
SIUE	11/28/15	89-73	w	32-6-1	DNP	3-2-1	12-5-0	2-0-0
at Cincinnati	12/2/15	78-76	w	24-1-0	DNP	14-3-1	11-5-3	DNP
INDIANA STATE	12/5/15	85-71	w	19-3-0	0-0-0	24-5-1	19-0-1	0-0-0
VMI	12/7/15	93-66	w	11-2-3	0-1-0	20-8-1	13-3-3	6-5-0
TENNESSEE	12/12/15	94-86	w	12-4-1	DNP	25-11-0	7-5-3	DNP
vs Purdue	12/19/15	74-68	w	2-2-0	DNP	7-4-0	16-5-3	3-2-0
SOUTHERN UTAH	12/22/15	88-52	w	5-2-1	3-1-0	12-2-0	11-6-3	4-2-2
IUPUI	12/28/15	92-54	w	8-3-2	0-2-0	19-3-2	15-6-1	5-5-0
PROVIDENCE	12/31/15	73-81	L	8-0-1	DNP	20-9-2	4-5-0	DNP
at Xavier	1/2/16	69-88	L	13-1-1	0-0-0	11-7-0	10-5-1	0-1-1
at DePaul	1/5/16	77-72	w	24-3-2	DNP	12-4-0	16-4-3	DNP
VILLANOVA	1/10/16	55-60	L	13-3-2	DNP	2-5-0	5-4-0	0-0-0
ST. JOHN'S	1/16/16	78-58	w	24-5-1	0-1-0	22-10-1	13-1-2	0-0-0
at Providence	1/19/16	68-71	L	21-4-3	DNP	15-11-2	6-4-1	0-2-0
at Creighton	1/23/16	64-72	L	20-4-0	DNP	22-11-2	2-2-0	DNP
DEPAUL	1/27/16	67-53	w	16-0-0	0-0-0	8-4-1	10-5-0	0-0-0
at Marquette	1/30/16	69-75	L	15-2-0	DNP	27-5-0	6-5-5	DNP
GEORGETOWN	2/2/16	87-76	w	18-2-1	DNP	35-8-0	8-9-1	0-0-0
at St. John's	2/6/16	89-56	w	9-2-3	3-1-0	18-5-0	5-0-2	1-2-0
at Seton Hall	2/10/16	81-75	w	18-2-1	DNP	23-10-0	11-5-6	DNP
XAVIER	2/13/16	57-74	L	9-1-1	DNP	15-12-1	12-0-0	0-0-0
CREIGHTON	2/16/16	88-75	w	16-6-6	0-0-0	21-8-1	6-6-3	0-0-0
at Villanova	2/20/16	67-77	L	13-8-1	0-0-0	19-3-2	9-7-1	0-0-0
at Georgetown	2/27/16	90-87	w	29-5-2	DNP	18-7-3	8-3-4	0-0-0
SETON HALL	3/2/16	85-78	w	22-1-2	DNP	13-9-1	9-3-1	DNP
MARQUETTE	3/5/16	95-74	w	12-1-2	0-0-0	15-9-2	15-3-1	0-0-0
vs Providence	3/10/16	60-74	L	17-2-1	DNP	13-10-4	6-3-0	DNP
vs Texas Tech	3/17/16	71-61	w	23-2-2	DNP	11-7-2	13-4-3	DNP
vs Virginia	3/19/16	69-77	L	8-0-2	DNP	6-5-0	25-2-0	DNP

2015-16 Review



2015-16 BUTLER GAME-BY-GAME TEAM STATS

Opponent	Date	Score	W	Total		3-Pointers		Free throws		Rebounds					pf	a	t/o	blk	stl	pts
				fg-fga	pct	3fg-fga	pct	ft-fa	pct	off	def	tot	avg							
CITADEL	11/14/15	144-71	W	56-88	.636	8-26	.308	24-33	.727	18	45	63	63.0	26	27	11	2	15	144	
vs Missouri State	11/19/15	93-59	W	33-55	.600	8-17	.471	19-29	.655	8	32	40	51.5	25	23	8	2	5	93	
vs Temple	11/20/15	74-69	W	24-66	.364	5-21	.238	21-25	.840	19	28	47	50.0	15	13	5	5	3	74	
vs Miami	11/22/15	75-85	L	26-59	.441	8-18	.444	15-21	.714	13	17	30	45.0	19	11	13	1	5	75	
SIUE	11/28/15	89-73	W	30-53	.566	7-16	.438	22-32	.688	11	21	32	42.4	24	17	12	2	7	89	
at Cincinnati	12/2/15	78-76	W	27-64	.422	7-19	.368	17-22	.773	12	18	30	40.3	19	11	6	3	7	78	
INDIANA STATE	12/5/15	85-71	W	29-51	.569	3-11	.273	24-31	.774	4	29	33	39.3	19	11	12	6	9	85	
VMI	12/7/15	93-66	W	36-66	.545	10-21	.476	11-16	.688	14	34	48	40.4	19	19	14	3	8	93	
TENNESSEE	12/12/15	94-86	W	29-62	.468	10-28	.357	26-30	.867	14	25	39	40.2	22	19	10	1	3	94	
vs Purdue	12/19/15	74-68	W	27-68	.397	4-16	.250	16-26	.615	15	25	40	40.2	16	14	8	6	11	74	
SOUTHERN UTAH	12/22/15	88-52	W	37-58	.638	8-18	.444	6-15	.400	10	27	37	39.9	18	21	10	3	8	88	
IUPUI	12/28/15	92-54	W	34-68	.500	7-19	.368	17-22	.773	11	32	43	40.2	19	18	8	3	10	92	
PROVIDENCE	12/31/15	73-81	L	29-70	.414	3-17	.176	12-15	.800	15	22	37	39.9	22	10	6	4	3	73	
at Xavier	1/2/16	69-88	L	24-62	.387	7-15	.467	14-20	.700	15	16	31	39.3	21	14	12	3	8	69	
at DePaul	1/5/16	77-72	W	24-49	.490	6-15	.400	23-30	.767	7	18	25	38.3	18	17	8	4	9	77	
VILLANOVA	1/10/16	55-60	L	19-53	.358	3-15	.200	14-18	.778	7	23	30	37.8	18	6	8	2	1	55	
ST. JOHN'S	1/16/16	78-58	W	26-54	.481	7-16	.438	19-24	.792	11	31	42	38.1	25	13	19	1	9	78	
at Providence	1/19/16	68-71	L	26-55	.473	7-22	.318	9-15	.600	10	22	32	37.7	23	15	13	4	6	68	
at Creighton	1/23/16	64-72	L	21-64	.328	7-16	.438	15-20	.750	16	28	44	38.1	27	7	11	1	6	64	
DEPAUL	1/27/16	67-53	W	18-45	.400	6-16	.375	25-29	.862	11	25	36	38.0	18	8	12	2	3	67	
at Marquette	1/30/16	69-75	L	28-67	.418	5-16	.313	8-12	.667	14	16	30	37.6	19	14	8	5	8	69	
GEORGETOWN	2/2/16	87-76	W	25-48	.521	6-14	.429	31-38	.816	11	22	33	37.4	17	8	11	10	4	87	
at St. John's	2/6/16	89-56	W	31-65	.477	12-25	.480	15-22	.682	10	34	44	37.7	26	22	14	4	14	89	
at Seton Hall	2/10/16	81-75	W	29-52	.558	5-10	.500	18-22	.818	9	22	31	37.4	16	13	14	3	9	81	
XAVIER	2/13/16	57-74	L	22-66	.333	8-22	.364	5-8	.625	11	19	30	37.1	15	10	9	3	4	57	
CREIGHTON	2/16/16	88-75	W	28-65	.431	13-27	.481	19-24	.792	9	29	38	37.1	19	20	6	5	5	88	
at Villanova	2/20/16	67-77	L	24-62	.387	6-19	.316	13-22	.591	13	24	37	37.1	19	11	7	1	5	67	
at Georgetown	2/27/16	90-87	Wot	27-63	.429	8-15	.533	28-44	.636	9	23	32	36.9	19	14	8	4	13	90	
SETON HALL	3/2/16	85-78	W	26-51	.510	8-18	.444	25-32	.781	4	26	30	36.7	18	12	10	7	4	85	
MARQUETTE	3/5/16	95-74	W	32-57	.561	8-20	.400	23-35	.657	8	23	31	36.5	23	16	12	2	5	95	
vs Providence	3/10/16	60-74	L	21-58	.362	10-21	.476	8-9	.889	15	19	34	36.4	13	11	12	2	3	60	
vs Texas Tech	3/17/16	71-61	W	25-51	.490	9-17	.529	12-16	.750	8	26	34	36.3	14	14	14	2	10	71	
vs Virginia	3/19/16	69-77	L	25-54	.463	7-15	.467	12-17	.706	4	18	22	35.9	17	9	4	1	7	69	
Butler		2638		918-1969	.466	236-601	.393	566-774	.731	366	819	1185	35.9	648	468	335	107	227	2638	
Opponents		2344		818-1879	.435	231-683	.338	477-672	.710	310	772	1082	32.8	673	414	430	145	152	2344	



2015-16 Review

2015-16 BUTLER OPPONENT GAME-BY-GAME TEAM STATS

Opponent	Date	Score		Total		3-Pointers		Free throws		Rebounds				pf	a	t/o	blk	stl	pts
				fg-fga	pct	3fg-fga	pct	ft-fta	pct	off	def	tot	avg						
CITADEL	11/14/15	144-71	W	20-74	.270	10-47	.213	21-27	.778	12	16	28	28.0	28	9	20	1	5	71
vs Missouri State	11/19/15	93-59	W	20-59	.339	2-15	.133	17-30	.567	14	18	32	30.0	28	5	11	1	1	59
vs Temple	11/20/15	74-69	W	27-71	.380	7-22	.318	8-9	.889	17	24	41	33.7	18	10	7	6	1	69
vs Miami	11/22/15	75-85	L	27-52	.519	9-20	.450	22-24	.917	9	24	33	33.5	21	14	11	5	8	85
SIUE	11/28/15	89-73	W	24-52	.462	6-15	.400	19-29	.655	8	19	27	32.2	26	11	13	0	5	73
at Cincinnati	12/2/15	78-76	W	25-50	.500	8-21	.381	18-24	.750	7	26	33	32.3	18	15	14	10	2	76
INDIANA STATE	12/5/15	85-71	W	25-65	.385	8-28	.286	13-16	.813	12	18	30	32.0	24	10	14	2	6	71
VMI	12/7/15	93-66	W	23-62	.371	9-27	.333	11-16	.688	9	19	28	31.5	17	8	12	1	6	66
TENNESSEE	12/12/15	94-86	W	31-63	.492	8-23	.348	16-21	.762	7	19	26	30.9	24	16	8	4	3	86
vs Purdue	12/19/15	74-68	W	24-58	.414	7-22	.318	13-16	.813	12	32	44	32.2	23	14	18	9	4	68
SOUTHERN UTAH	12/22/15	88-52	W	19-53	.358	4-13	.308	10-14	.714	8	17	25	31.5	13	9	15	1	6	52
IUPUI	12/28/15	92-54	W	20-57	.351	5-17	.294	9-19	.474	9	25	34	31.8	20	8	15	0	6	54
PROVIDENCE	12/31/15	73-81	L	25-58	.431	12-26	.462	19-28	.679	14	26	40	32.4	17	16	7	4	3	81
at Xavier	1/2/16	69-88	L	31-55	.564	10-21	.476	16-22	.727	10	26	36	32.6	21	18	15	10	6	88
at DePaul	1/5/16	77-72	W	28-58	.483	5-15	.333	11-16	.688	16	23	39	33.1	24	15	17	1	2	72
VILLANOVA	1/10/16	55-60	L	22-53	.415	4-15	.267	12-13	.923	8	31	39	33.4	19	8	13	4	4	60
ST. JOHN'S	1/16/16	78-58	W	19-56	.339	4-21	.190	16-27	.593	11	20	31	33.3	21	7	17	6	9	58
at Providence	1/19/16	68-71	L	24-57	.421	5-22	.227	18-25	.720	15	22	37	33.5	17	17	11	1	6	71
at Creighton	1/23/16	64-72	L	23-55	.418	6-24	.250	20-33	.606	10	29	39	33.8	20	13	9	5	3	72
DEPAUL	1/27/16	67-53	W	21-54	.389	5-17	.294	6-13	.462	8	18	26	33.4	26	11	12	6	2	53
at Marquette	1/30/16	69-75	L	24-46	.522	10-17	.588	17-21	.810	7	26	33	33.4	16	17	15	12	2	75
GEORGETOWN	2/2/16	87-76	W	28-62	.452	9-22	.409	11-16	.688	10	15	25	33.0	29	15	9	1	7	76
at St. John's	2/6/16	89-56	W	15-49	.306	8-22	.364	18-32	.563	7	26	33	33.0	17	10	21	7	7	56
at Seton Hall	2/10/16	81-75	W	28-58	.483	8-18	.444	11-16	.688	10	16	26	32.7	16	20	14	7	7	75
XAVIER	2/13/16	57-74	L	29-51	.569	9-18	.500	7-10	.700	2	32	34	32.8	15	12	15	5	6	74
CREIGHTON	2/16/16	88-75	W	23-55	.418	9-25	.360	20-26	.769	6	31	37	32.9	21	11	11	5	1	75
at Villanova	2/20/16	67-77	L	25-54	.463	8-26	.308	19-21	.905	5	30	35	33.0	18	18	8	7	3	77
at Georgetown	2/27/16	90-87	Wot	30-61	.492	7-19	.368	20-24	.833	11	31	42	33.3	32	14	23	5	4	87
SETON HALL	3/2/16	85-78	W	28-67	.418	6-19	.316	16-18	.889	9	24	33	33.3	19	10	9	4	6	78
MARQUETTE	3/5/16	95-74	W	25-52	.481	5-17	.294	19-28	.679	6	19	25	33.0	24	11	15	3	6	74
vs Providence	3/10/16	60-74	L	31-56	.554	9-21	.429	3-8	.375	9	22	31	33.0	12	17	8	6	4	74
vs Texas Tech	3/17/16	71-61	W	25-54	.463	7-18	.389	4-9	.444	6	22	28	32.8	16	14	14	4	8	61
vs Virginia	3/19/16	69-77	L	29-52	.558	2-10	.200	17-21	.810	6	26	32	32.8	13	11	9	2	3	77
Opponents		2344		818-1879	.435	231-683	.338	477-672	.710	310	772	1082	32.8	673	414	430	145	152	2344
Butler		2638		918-1969	.466	236-601	.393	566-774	.731	366	819	1185	35.9	648	468	335	107	227	2638

2015-16 Review



2015-16 BUTLER AND OPPONENT TEAM GAME HIGHS AND LOWS

Butler - TEAM GAME HIGHS

POINTS	144	CITADEL (11/14/15)
FIELD GOALS MADE	56	CITADEL (11/14/15)
FIELD GOAL ATTEMPTS	88	CITADEL (11/14/15)
FIELD GOAL PERCENTAGE	.638 (37-58)	SOUTHERN UTAH (12/22/15)
3 PT FIELD GOALS MADE	13	CREIGHTON (2/16/16)
3 PT FG ATTEMPTS	28	TENNESSEE (12/12/15)
3 PT FG PERCENTAGE	.533 (8-15)	at Georgetown (2/27/16)
FREE THROWS MADE	31	GEORGETOWN (2/2/16)
FREE THROW ATTEMPTS	44	at Georgetown (2/27/16)
FREE THROW PERCENTAGE	.889 (8-9)	vs Providence (3/10/16)
REBOUNDS	63	CITADEL (11/14/15)
ASSISTS	27	CITADEL (11/14/15)
STEALS	15	CITADEL (11/14/15)
BLOCKED SHOTS	10	GEORGETOWN (2/2/16)
TURNOVERS	19	ST. JOHN'S (1/16/16)
FOULS	27	at Creighton (1/23/16)

Opponent - GAME HIGHS

POINTS	88	at Xavier (1/2/16)
FIELD GOALS MADE	31	vs Providence (2/6/16)
	31	at Xavier (1/2/16)
	31	TENNESSEE (12/12/15)
FIELD GOAL ATTEMPTS	74	CITADEL (11/14/15)
FIELD GOAL PERCENTAGE	.569 (29-51)	XAVIER (2/13/16)
3 PT FIELD GOALS MADE	12	PROVIDENCE (12/31/15)
3 PT FG ATTEMPTS	47	CITADEL (11/14/15)
3 PT FG PERCENTAGE	.588 (10-17)	at Marquette (1/30/16)
FREE THROWS MADE	22	vs Miami (11/22/15)
FREE THROW ATTEMPTS	33	at Creighton (1/23/16)
FREE THROW PERCENTAGE	.923 (12-13)	VILLANOVA (1/10/16)
REBOUNDS	44	vs Purdue (12/19/15)
ASSISTS	20	at Seton Hall (2/10/16)
STEALS	9	ST. JOHN'S (1/16/16)
BLOCKED SHOTS	12	at Marquette (1/30/16)
TURNOVERS	23	at Georgetown (2/27/16)
FOULS	32	at Georgetown (2/27/16)

Butler - GAME LOWS

POINTS	55	VILLANOVA (1/10/16)
FIELD GOALS MADE	18	DEPAUL (1/27/16)
FIELD GOAL ATTEMPTS	45	DEPAUL (1/27/16)
FIELD GOAL PERCENTAGE	.328 (21-64)	at Creighton (1/23/16)
3 PT FIELD GOALS MADE	3	INDIANA STATE (12/5/15)
	3	PROVIDENCE (12/31/15)
	3	VILLANOVA (1/10/16)
3 PT FG ATTEMPTS	10	at Seton Hall (2/10/16)
3 PT FG PERCENTAGE	.176 (3-17)	PROVIDENCE (12/31/15)
FREE THROWS MADE	5	XAVIER (2/13/16)
FREE THROW ATTEMPTS	8	XAVIER (2/13/16)
FREE THROW PERCENTAGE	.400 (6-15)	SOUTHERN UTAH (12/22/15)
REBOUNDS	22	vs Virginia (3/19/16)
ASSISTS	6	VILLANOVA (1/10/16)
STEALS	1	VILLANOVA (1/10/16)
BLOCKED SHOTS	1	vs Miami (11/22/15)
	1	TENNESSEE (12/12/15)
	1	ST. JOHN'S (1/16/16)
	1	at Creighton (1/23/16)
	1	at Villanova (2/20/16)
	1	vs Virginia (3/19/16)
TURNOVERS	4	vs Virginia (3/19/16)
FOULS	13	vs Providence (3/10/16)

Opponent - GAME LOWS

POINTS	52	SOUTHERN UTAH (12/22/15)
FIELD GOALS MADE	15	at St. John's (2/6/16)
FIELD GOAL ATTEMPTS	46	at Marquette (1/30/16)
FIELD GOAL PERCENTAGE	.270 (20-74)	CITADEL (11/14/15)
3 PT FIELD GOALS MADE	2	vs Missouri State (11/19/15)
	2	vs Virginia (3/19/16)
3 PT FG ATTEMPTS	10	vs Virginia (3/19/16)
3 PT FG PERCENTAGE	.133 (2-15)	vs Missouri State (11/19/15)
FREE THROWS MADE	3	vs Providence (3/10/16)
FREE THROW ATTEMPTS	8	vs Providence (3/10/16)
FREE THROW PERCENTAGE	.375 (3-8)	vs Providence (3/10/16)
REBOUNDS	25	SOUTHERN UTAH (12/22/15)
	25	GEORGETOWN (2/2/16)
	25	MARQUETTE (3/5/16)
ASSISTS	5	vs Missouri State (11/19/15)
STEALS	1	vs Missouri State (11/19/15)
	1	vs Temple (11/20/15)
	1	CREIGHTON (2/16/16)
BLOCKED SHOTS	0	SIUE (11/28/15)
	0	IUPUI (12/28/15)
TURNOVERS	7	vs Temple (11/20/15)
	7	PROVIDENCE (12/31/15)

2015-16 BUTLER AND OPPONENT INDIVIDUAL GAME HIGHS AND LOWS

Butler - INDIVIDUAL GAME HIGHS

Points	35	MARTIN, Kelan vs Georgetown (2/2/16)
Field Goals Made	11	MARTIN, Kelan at Marquette (1/30/16)
Field Goal Att.	23	MARTIN, Kelan at Creighton (1/23/16)
FG Pct (min 5 made)	1.000 (8-8)	WIDEMAN, Tyler vs Citadel (11/14/15)
	1.000 (7-7)	WIDEMAN, Tyler vs Southern Utah (12/22/15)
	1.000 (6-6)	WIDEMAN, Tyler vs Texas Tech (3/17/16)
	1.000 (5-5)	WIDEMAN, Tyler vs Providence (12/31/15)
3-Point FG Made	6	DUNHAM, Kellen at Providence (1/19/16)
3-Point FG Att.	13	DUNHAM, Kellen vs Temple (11/20/15)
3-Pt FG Pct (min 3 made)	1.000 (4-4)	CHRABASCZ, Andrew vs Virginia (3/19/16)
	1.000 (3-3)	DUNHAM, Kellen at Creighton (1/23/16)
	1.000 (3-3)	GATHERS, Jordan vs Providence (12/31/15)
Free Throws Made	12	MARTIN, Kelan vs Georgetown (2/2/16)
Free Throw Att.	15	MARTIN, Kelan at Georgetown (2/27/16)
FT Pct (min 5 made)	1.000 (8-8)	LEWIS, Tyler vs Temple (11/20/15)
	1.000 (7-7)	DUNHAM, Kellen vs DePaul (1/27/16)
	1.000 (6-6)	DUNHAM, Kellen at Cincinnati (12/2/15)
	1.000 (6-6)	DUNHAM, Kellen vs Miami (11/22/15)
	1.000 (5-5)	DUNHAM, Kellen vs Marquette (3/5/16)
Rebounds	14	JONES, Roosevelt at St. John's (2/6/16)
Assists	11	JONES, Roosevelt vs SIUE (11/28/15)
Steals	7	WIDEMAN, Tyler at Georgetown (2/27/16)
Blocked Shots	4	WIDEMAN, Tyler vs Seton Hall (3/2/16)
	4	MARTIN, Kelan at Georgetown (2/27/16)
	4	WIDEMAN, Tyler vs Creighton (2/16/16)
	4	MARTIN, Kelan vs Georgetown (2/2/16)
	4	WIDEMAN, Tyler at DePaul (1/5/16)
	4	WIDEMAN, Tyler vs Temple (11/20/15)

OPPONENT INDIVIDUAL GAME HIGHS

Points	38	BENTIL, Ben vs Providence (3/10/16)
Field Goals Made	16	BENTIL, Ben vs Providence (3/10/16)
Field Goal Att.	24	BENTIL, Ben vs Providence (3/10/16)
FG Pct (min 5 made)	1.000 (5-5)	Tobey, Mike vs Virginia (3/19/16)
3-Point FG Made	7	WHITEHEAD, Isaiah at Seton Hall (2/10/16)
3-Point FG Att.	12	WHITEHEAD, Isaiah vs Seton Hall (3/2/16)
3-Pt FG Pct (min 3 made)	1.000 (3-3)	DERRICKSON, Marcus at Georgetown (2/27/16)
	1.000 (3-3)	DAVIS, Myles vs Xavier (2/13/16)
	1.000 (3-3)	ABELL, Remy at Xavier (1/2/16)
Free Throws Made	14	ELLENSON, Henry at Marquette (1/30/16)
Free Throw Att.	16	ELLENSON, Henry at Marquette (1/30/16)
FT Pct (min 5 made)	1.000 (10-10)	SMITH-RIVERA, D. at Georgetown (2/27/16)
	1.000 (7-7)	Hamilton, Tommy at DePaul (1/5/16)
	1.000 (7-7)	Dequon Miller vs Missouri State (11/19/15)
	1.000 (6-6)	Brogdon, Malcolm vs Virginia (3/19/16)
	1.000 (6-6)	JOHNSON, Durand vs St. John's (1/16/16)
	1.000 (5-5)	JENKINS, Kris at Villanova (2/20/16)
Rebounds	13	BOND, Jaylen vs Temple (11/20/15)
Assists	10	WHITEHEAD, Isaiah at Seton Hall (2/10/16)
Steals	4	MUSSINI, Federico vs St. John's (1/16/16)
Blocked Shots	6	ELLENSON, Henry at Marquette (1/30/16)



2015-16 Review

2015-16 BIG EAST CONFERENCE

2015-16 BIG EAST Conference Standings

	BIG EAST	All Games
Villanova	16-2	35-5
Xavier	14-4	28-6
Seton Hall	12-6	25-9
Providence	10-8	24-11
Butler	10-8	22-11
Creighton	9-9	20-15
Marquette	8-10	20-13
Georgetown	7-11	15-18
DePaul	3-15	9-22
St. John's	1-17	8-24

2016 BIG EAST Tournament

First Round -- Wednesday, March 9
 #8 Georgetown 70, #9 DePaul 53
 #7 Marquette 101, #10 St. John's 93

Quarterfinals -- Thursday, March 10
 #1 Villanova 81, #8 Georgetown 67
 #4 Providence 74, #5 Butler 60
 #2 Xavier 90, #7 Marquette 72
 #3 Seton Hall 81, #6 Creighton 73

Semifinals -- Friday, March 11
 #1 Villanova 76, #4 Providence 68
 #3 Seton Hall 87, #2 Xavier 83

Championship Game -- Saturday, March 12
 #3 Seton Hall 69, #1 Villanova 67

2015-16 All-BIG EAST Team

All-BIG EAST First Team

Henry Ellenson, Marquette
 Ben Bentil, Providence
 Kris Dunn, Providence
 Isaiah Whitehead, Seton Hall
 Josh Hart, Villanova
 Trevon Bluiett, Xavier

All-BIG EAST Second Team

Roosevelt Jones, Butler
 Kelan Martin, Butler
 Maurice Watson, Jr., Creighton
 D'Vauntes Smith-Rivera, Georgetown
 Ryan Arcidiacono, Villanova

All-BIG EAST Honorable Mention

Kellen Dunham, Butler
 Angel Delgado, Seton Hall
 Daniel Ochefu, Villanova

Butler Triple-Doubles

Stats	Player	Opponent
10p/14r/10a	Roosevelt Jones	at St. John's, 2/16

Butler Double-Doubles

Stats	Player	Opponent
13p/10r	Kelan Martin	vs. Providence, 3/10
15p/12r	Kelan Martin	Xavier, 2/13
23p/10r	Kelan Martin	at Seton Hall, 2/10
22p/11r	Kelan Martin	at Creighton, 1/23
11p/10r	Roosevelt Jones	at Creighton, 1/23
15p/11r	Kelan Martin	at Providence, 1/19
22p/10r	Kelan Martin	St. John's, 1/16
12p/10r	Roosevelt Jones	Southern Utah, 12/22
19p/11r	Roosevelt Jones	vs. Purdue, 12/19
21p/10a	Roosevelt Jones	Tennessee, 12/12
25p/11r	Kelan Martin	Tennessee, 12/12
11p/11a	Roosevelt Jones	SIUE, 11/28
12p/11r	Roosevelt Jones	vs. Temple, 11/20
13p/10r	Andrew Chrabascz	vs. Temple, 11/20
13p/10r	Kelan Martin	Citadel, 11/14
18p/11r	Roosevelt Jones	Citadel, 11/14

Butler Double-Doubles (15)
 Opponent Double-Doubles (11)

BUTLER'S RECORD WHEN....

	2015-16 Overall	2015-16 Home	2015-16 Away	2015-16 Neutral	Holtmann at Butler
Record	22-11	13-3	5-5	4-3	45-22
BIG EAST Conference Record	10-8	6-3	4-5	0-0	22-14
Overtime Games	1-0	0-0	1-0	0-0	3-2
Record when leading at halftime	21-4	13-2	4-1	4-1	40-7
Record when trailing at halftime	1-6	0-1	1-3	0-2	5-13
Record when tied at halftime	0-1	0-0	0-1	0-0	0-2
Record when shooting 50% or better from the field	11-0	9-0	1-0	1-0	18-0
Record when shooting less than 50% from the field	11-11	4-3	4-5	3-3	27-22
Record when opponent shoots 50% or better from the field	1-6	0-1	1-2	0-3	2-7
Record when opponent shoots less than 50% from the field	21-5	13-2	4-3	4-0	43-15
Record when out-rebounding opponent	17-3	12-0	2-2	3-1	37-8
Record when being out-rebounded	5-8	1-3	3-3	1-2	7-14
Record when having equal rebounds	0-0	0-0	0-0	0-0	1-0
Record when committing fewer turnovers than opponent	14-7	7-3	4-3	3-1	27-14
Record when committing more turnovers than opponent	5-4	5-0	0-2	0-2	11-8
Record when committing same number of turnovers as opponent	3-0	1-0	1-0	1-0	7-0
Record in day games (Before 6 p.m.)	11-6	5-2	2-3	4-1	24-12
Record in night games (After 6 p.m.)	11-5	8-1	3-2	0-2	21-10

2015-16 Review



Official Basketball Box Score -- Game Totals -- Final Statistics Citadel vs Butler 11/14/15 7:30pm at Indianapolis, Ind. - Hinkle Fieldhouse

Citadel 71 • 0-1

##	Player	Total			3-Ptr			Rebounds			PF	TP	A	TO	Blk	Stl	Min
		FG	FGA	FT	FTA	FG	FGA	FT	FTA	Off							
32	Brian White	f	3-7	2-6	3-3	0	3	3	3	11	1	2	0	0	0	26	
33	Quinton Marshall	f	2-9	0-3	4-4	3	0	3	3	8	0	5	0	0	22		
35	Zane Najdawi	f	0-0	0-0	1-2	1	0	1	0	1	0	0	0	0	7		
01	P.J. Boutte	g	3-10	0-3	1-2	0	2	2	3	7	4	4	0	1	24		
15	Derrick Henry	g	4-12	2-5	3-3	2	2	4	1	13	2	2	0	0	25		
02	Quayson Williams	g	4-14	3-11	2-2	0	0	0	3	13	0	1	0	2	26		
03	Matt Frierson	g	0-2	0-2	0-0	0	0	0	0	1	0	0	0	1	11		
05	Warren Sledge	g	0-5	0-4	4-5	1	0	1	2	4	0	2	1	1	18		
11	Tom Koopman	g	0-0	0-0	0-0	0	0	0	2	0	0	0	0	2			
13	Tim Broom	g	1-4	0-2	2-2	0	2	2	4	4	1	2	0	0	12		
21	Bobby Duncan	g	0-0	0-0	0-2	1	0	1	4	0	0	0	0	0	6		
22	Connor Schroeder	g	3-11	3-11	0-0	0	2	2	2	9	0	1	0	0	14		
24	Qwandell Newton	g	0-0	0-0	1-2	0	2	2	1	1	0	1	0	0	7		
Team			4			3			7			4		3			
Totals			20-74	10-47	21-27	12	16	28	28	71	9	20	1	5	200		
FG % 1st Half: 14-37		37.8%	2nd half: 6-37		16.2%	Game: 20-74		27.0%				Deadball		Rebounds		5	
3FG % 1st Half: 7-25		28.0%	2nd half: 3-22		13.6%	Game: 10-47		21.3%				3					
FT % 1st Half: 6-7		85.7%	2nd half: 15-20		75.0%	Game: 21-27		77.8%									

Butler 144 • 1-0

##	Player	Total			3-Ptr			Rebounds			PF	TP	A	TO	Blk	Stl	Min
		FG	FGA	FT	FTA	FG	FGA	FT	FTA	Off							
04	WIDEMAN, Tyler	f	8-8	0-0	2-3	2	4	6	3	18	2	1	0	1	19		
45	CHRABASCZ, Andrew	f	6-7	0-0	0-0	5	3	8	3	12	8	2	0	3	25		
01	LEWIS, Tyler	g	5-11	1-4	6-7	0	2	2	1	17	3	0	0	2	23		
21	JONES, Roosevelt	g	6-9	0-0	6-8	3	8	11	3	18	4	3	1	3	26		
24	DUNHAM, Kellen	g	9-17	3-9	3-3	0	1	1	1	24	1	0	0	2	18		
00	ETHERINGTON, Austin	g	3-6	0-3	1-2	1	6	7	3	7	1	1	0	2	15		
05	GATHERS, Jordan	g	3-7	0-3	0-0	0	2	2	2	6	1	0	0	1	13		
10	PETTUS, Trey	g	1-2	1-2	2-4	1	1	2	1	5	1	0	0	0	8		
13	DAVIS, Jackson	g	8-11	0-0	3-4	1	7	8	2	19	0	1	1	1	17		
25	BENNETT, Steven	g	1-2	1-2	0-0	0	1	1	0	3	2	0	0	0	10		
30	MARTIN, Kelan	g	5-7	2-3	1-2	4	6	10	5	13	3	2	0	0	16		
51	FOWLER, Nate	g	1-1	0-0	0-0	1	2	3	2	2	1	1	0	0	10		
Team			0			2			2			1		1			
Totals			56-88	8-26	24-33	18	45	63	26	144	27	11	2	15	200		
FG % 1st Half: 27-41		65.9%	2nd half: 29-47		61.7%	Game: 56-88		63.6%				Deadball		Rebounds		4	
3FG % 1st Half: 3-10		30.0%	2nd half: 5-16		31.3%	Game: 8-26		30.8%				4					
FT % 1st Half: 14-18		77.8%	2nd half: 10-15		66.7%	Game: 24-33		72.7%									

Officials: Pat Driscoll, James Breeding, Gary Prager
Technical fouls: Citadel-None. Butler-None.
Attendance: 8440

Score by periods	1st	2nd	Total
Citadel	41	30	71
Butler	71	73	144

Points	In	Off	2nd	Fast	Bench
CIT	18	9	14	0	31
BUTLER	92	28	29	22	55

Official Basketball Box Score -- Game Totals -- Final Statistics Temple vs Butler 11/20/15 1:00 PM AT at Coliseo Roberto Clemente (San Juan, PR)

Temple 69 • 1-2

##	Player	Total			3-Ptr			Rebounds			PF	TP	A	TO	Blk	Stl	Min
		FG	FGA	FT	FTA	FG	FGA	FT	FTA	Off							
00	ENECHIONIA, Obi	f	2-7	1-5	0-0	0	1	1	3	5	0	1	1	0	24		
15	BOND, Jaylen	f	6-16	0-1	1-2	9	4	13	3	13	1	1	1	0	35		
01	BROWN, Josh	g	4-10	2-3	2-2	1	2	3	2	12	0	0	1	1	35		
25	DECOSEY, Quenton	g	9-16	2-4	4-4	4	6	10	3	24	4	2	0	0	33		
34	COLEMAN, Devin	g	4-10	1-4	1-1	0	2	2	2	10	3	1	1	0	32		
03	ALSTON, JR., Levan S	g	0-3	0-2	0-0	0	0	0	1	0	0	0	0	0	11		
04	DINGLE, Daniel	g	0-2	0-1	0-0	0	0	0	0	1	0	2	0	0	4		
10	WILLIAMS, Mark	g	1-2	0-1	0-0	1	5	6	3	2	1	2	0	0	13		
11	LOWE, Trey	g	1-5	1-1	0-0	1	0	1	1	3	0	0	0	0	13		
Team			1			4			5			1		1			
Totals			27-71	7-22	8-9	17	24	41	18	69	10	7	6	1	200		
FG % 1st Half: 14-33		42.4%	2nd half: 13-38		34.2%	Game: 27-71		38.0%				Deadball		Rebounds		0	
3FG % 1st Half: 2-8		25.0%	2nd half: 5-14		35.7%	Game: 7-22		31.8%				0					
FT % 1st Half: 1-2		50.0%	2nd half: 7-7		100.0%	Game: 8-9		88.9%									

Butler 74 • 3-0

##	Player	Total			3-Ptr			Rebounds			PF	TP	A	TO	Blk	Stl	Min
		FG	FGA	FT	FTA	FG	FGA	FT	FTA	Off							
04	WIDEMAN, Tyler	f	3-6	0-0	3-3	3	3	6	2	9	1	0	4	1	33		
45	CHRABASCZ, Andrew	f	4-10	1-1	4-4	4	6	10	1	13	1	0	0	2	35		
01	LEWIS, Tyler	g	3-7	2-4	8-8	1	3	4	3	16	0	1	0	0	33		
21	JONES, Roosevelt	g	5-11	0-0	2-6	5	6	11	5	12	4	0	0	0	32		
24	DUNHAM, Kellen	g	5-20	2-13	4-4	1	0	1	1	16	5	0	0	0	35		
05	GATHERS, Jordan	g	0-0	0-0	0-0	0	0	0	0	1	0	0	0	0	7		
30	MARTIN, Kelan	g	4-12	0-3	0-0	3	6	9	3	8	1	3	1	0	25		
Team			2			4			6			1		1			
Totals			24-66	5-21	21-25	19	28	47	15	74	13	5	5	3	200		
FG % 1st Half: 13-38		34.2%	2nd half: 11-28		39.3%	Game: 24-66		36.4%				Deadball		Rebounds		3	
3FG % 1st Half: 1-9		11.1%	2nd half: 4-12		33.3%	Game: 5-21		23.8%				3					
FT % 1st Half: 8-9		88.9%	2nd half: 13-16		81.3%	Game: 21-25		84.0%									

Officials: Steve Olson, Antonio Petty, Kelly Self
Technical fouls: Temple-None. Butler-None.
Attendance: 1814
Game 6 of the Ninth Annual Puerto Rico Tip-Off

Score by periods	1st	2nd	Total
Temple	31	38	69
Butler	35	39	74

Points	In	Off	2nd	Fast	Bench
TU	28	6	14	0	5
BUTLER	32	6	22	4	8

Official Basketball Box Score -- Game Totals -- Final Statistics Butler vs Missouri State 11/19/15 2:30 PM AT at Coliseo Roberto Clemente (San Juan, PR)

Butler 93 • 2-0

##	Player	Total			3-Ptr			Rebounds			PF	TP	A	TO	Blk	Stl	Min
		FG	FGA	FT	FTA	FG	FGA	FT	FTA	Off							
04	WIDEMAN, Tyler	f	2-4	0-0	3-4	0	0	0	4	7	0	1	1	0	16		
45	CHRABASCZ, Andrew	f	7-13	1-4	3-5	1	1	2	3	18	2	0	1	2	25		
01	LEWIS, Tyler	g	3-6	1-2	2-2	0	3	3	1	9	10	0	0	2	25		
21	JONES, Roosevelt	g	3-7	0-0	0-0	2	8	10	1	6	4	2	0	1	31		
24	DUNHAM, Kellen	g	4-4	1-1	2-2	0	3	3	1	11	1	1	0	0	23		
00	ETHERINGTON, Austin	g	3-4	1-2	0-0	1	3	4	4	7	1	1	0	0	11		
05	GATHERS, Jordan	g	2-7	1-4	0-2	0	0	0	2	5	1	0	0	0	18		
10	PETTUS, Trey	g	1-1	1-1	0-0	0	0	0	0	3	1	0	0	0	6		
13	DAVIS, Jackson	g	2-2	0-0	5-6	0	3	3	3	9	0	2	0	0	10		
25	BENNETT, Steven	g	0-0	0-0	0-0	0	0	0	0	0	0	1	0	0	2		
30	MARTIN, Kelan	g	6-7	2-3	4-7	0	3	3	3	18	2	1	0	0	21		
51	FOWLER, Nate	g	0-0	0-0	1-1	1	3	4	3	0	0	0	0	0	12		
Team			3			5			8			32		40			
Totals			33-55	8-17	19-29	8											



2015-16 Review

Official Basketball Box Score -- Game Totals -- Final Statistics SIUE vs Butler 11/28/15 5:00pm at Indianapolis, Ind. -- Hinkle Fieldhouse

SIUE 73 • 1-4

#	Player	Total			3-Ptr			Rebounds			PF	TP	A	TO	Blk	Stl	Min
		FG-FGA	FG-FGA	FT-FTA	FG-FGA	FG-FGA	FT-FTA	Off	Def	Tot							
24	HENRY, Jalen	f	1-3	0-0	0-0	1	0	1	5	2	0	3	0	1	1	12	
12	MAKANJUOLA, Yemi	c	1-5	0-0	3-4	0	4	4	2	5	0	2	0	0	0	19	
01	ESLIK, Burak	g	4-6	2-4	6-8	0	0	0	3	16	1	0	0	0	31		
04	CARR, C.J.	g	5-12	3-5	0-0	0	1	1	3	13	1	4	0	0	33		
10	ANDERSON, Carlos	g	4-8	1-2	3-4	1	5	6	1	12	3	2	0	0	34		
02	THORNTON, Devin	g	0-0	0-0	0-2	0	0	0	1	0	1	0	0	0	7		
05	FIORANTINOS, Grant	g	5-6	0-0	7-8	2	4	6	2	17	2	0	0	1	21		
13	NEWTON, Jake	g	0-3	0-2	0-0	0	2	2	1	0	1	1	0	0	6		
23	WHEELER, Connor	g	0-1	0-1	0-0	0	0	0	3	0	1	0	0	1	10		
45	SIMMONS, Keenan	g	4-8	0-1	0-3	2	1	3	5	8	1	1	0	0	27		
Team						2	2	4									
Totals			24-52	6-15	19-29	8	19	27	26	73	11	13	0	5	200		

FG % 1st Half: 13-31 41.9% 2nd half: 11-21 52.4% Game: 24-52 46.2%
 3FG % 1st Half: 1-4 25.0% 2nd half: 5-11 45.5% Game: 6-15 40.0%
 FT % 1st Half: 11-16 68.8% 2nd half: 8-13 61.5% Game: 19-29 65.5%

Butler 89 • 4-1

#	Player	Total			3-Ptr			Rebounds			PF	TP	A	TO	Blk	Stl	Min
		FG-FGA	FG-FGA	FT-FTA	FG-FGA	FG-FGA	FT-FTA	Off	Def	Tot							
04	WIDEMAN, Tyler	f	4-6	0-0	5-6	4	1	5	4	13	0	1	0	1	24		
45	CHRABASCZ, Andrew	f	4-9	2-4	2-4	1	4	5	2	12	0	1	1	2	34		
01	LEWIS, Tyler	g	4-7	0-2	4-5	0	2	2	4	12	4	1	0	2	25		
21	JONES, Roosevelt	g	4-8	0-0	3-6	1	5	6	4	11	11	3	1	0	37		
24	DUNHAM, Kellen	g	10-15	5-8	7-8	1	5	6	1	32	1	2	2	0	37		
00	ETHERINGTON, Austin	g	0-1	0-1	0-0	0	0	0	1	0	0	1	0	0	4		
05	GATHERS, Jordan	g	1-1	0-0	0-0	0	1	1	1	2	0	0	0	0	11		
13	DAVIS, Jackson	g	1-2	0-0	0-0	2	0	2	1	2	0	0	0	0	6		
30	MARTIN, Kelan	g	1-3	0-1	1-3	0	2	2	4	3	1	3	0	0	17		
51	FOWLER, Nate	g	1-1	0-0	0-0	0	0	0	2	2	0	0	0	0	5		
Team						2	1	3									
Totals			30-53	7-16	22-32	11	21	32	24	89	17	12	2	7	200		

FG % 1st Half: 12-21 57.1% 2nd half: 18-32 56.3% Game: 30-53 56.6%
 3FG % 1st Half: 4-8 50.0% 2nd half: 3-8 37.5% Game: 7-16 43.8%
 FT % 1st Half: 11-16 68.8% 2nd half: 11-16 68.8% Game: 22-32 68.8%

Officials: Tony Chiazza, Mike Nance, Don Dally
 Technical fouls: SIUE-None. Butler-None.
 Attendance: 7026

Official Basketball Box Score -- Game Totals -- Final Statistics Butler vs Cincinnati 12/2/15 7 p.m. ET at Fifth Third Arena (Cincinnati, Ohio)

Butler 78 • 5-1

#	Player	Total			3-Ptr			Rebounds			PF	TP	A	TO	Blk	Stl	Min
		FG-FGA	FG-FGA	FT-FTA	FG-FGA	FG-FGA	FT-FTA	Off	Def	Tot							
04	WIDEMAN, Tyler	f	4-8	0-0	4-7	3	6	9	5	12	1	3	3	4	33		
21	JONES, Roosevelt	f	4-11	0-0	2-2	3	2	5	2	10	1	0	0	2	32		
45	CHRABASCZ, Andrew	f	5-7	0-1	1-1	2	3	5	5	11	3	0	0	0	22		
01	LEWIS, Tyler	g	0-9	0-3	0-0	0	2	2	2	0	4	1	0	0	28		
24	DUNHAM, Kellen	g	7-13	4-9	6-6	0	1	1	1	24	0	2	0	0	36		
00	ETHERINGTON, Austin	g	0-0	0-0	0-0	0	0	0	0	0	0	0	0	0	7		
05	GATHERS, Jordan	g	3-6	1-2	0-1	0	1	1	1	7	1	0	0	0	16		
13	DAVIS, Jackson	g	0-0	0-0	0-0	0	0	0	1	0	0	0	0	0	2		
30	MARTIN, Kelan	g	4-10	2-4	4-5	1	2	3	2	14	1	0	0	1	24		
Team						3	1	4									
Totals			27-64	7-19	17-22	12	18	30	19	78	11	6	3	7	200		

FG % 1st Half: 12-36 33.3% 2nd half: 15-28 53.6% Game: 27-64 42.2%
 3FG % 1st Half: 3-10 30.0% 2nd half: 4-9 44.4% Game: 7-19 36.8%
 FT % 1st Half: 1-1 100.0 2nd half: 16-21 76.2% Game: 17-22 77.3%

Cincinnati 76 • 7-1

#	Player	Total			3-Ptr			Rebounds			PF	TP	A	TO	Blk	Stl	Min
		FG-FGA	FG-FGA	FT-FTA	FG-FGA	FG-FGA	FT-FTA	Off	Def	Tot							
02	ELLIS, Octavius	f	4-4	0-0	8-10	3	9	12	4	16	2	4	3	0	27		
11	CLARK, Gary	f	3-4	0-0	3-4	3	3	6	4	9	1	2	2	1	23		
24	THOMAS, Shaq	g	2-5	0-0	1-1	1	1	2	0	5	0	1	1	0	20		
10	CABBAIN, Troy	g	4-8	2-4	2-3	0	3	3	12	6	3	0	0	0	33		
21	COBB, Farad	g	3-8	0-3	0-0	0	0	0	0	6	0	1	0	0	20		
01	EVANS, Jacob	g	6-13	4-10	0-0	0	4	4	2	16	4	0	0	0	29		
03	JENIFER, Justin	g	0-1	0-1	1-2	0	0	0	0	1	1	1	0	1	5		
22	DeBERRY, Coreontae	g	0-2	0-0	2-2	0	3	3	1	2	0	4	0	0	17		
25	JOHNSON, Kevin	g	3-5	2-3	1-2	0	1	1	3	9	1	2	0	0	26		
Team						0	2	2	1								
Totals			25-50	8-21	18-24	7	26	33	18	76	15	14	10	2	200		

FG % 1st Half: 12-24 50.0% 2nd half: 13-26 50.0% Game: 25-50 50.0%
 3FG % 1st Half: 5-13 38.5% 2nd half: 3-8 37.5% Game: 8-21 38.1%
 FT % 1st Half: 4-6 66.7% 2nd half: 14-18 77.8% Game: 18-24 75.0%

Officials: Doug Simmons, Mike Roberts, Alred Smith
 Technical fouls: Butler-JONES, Roosevelt. Cincinnati-ELLIS, Octavius; TEAM.
 Attendance:

Score by periods	1st	2nd	Total
Butler	28	50	78
Cincinnati	33	43	76

	In	Off	2nd	Fast	Bench
Points	Paint	T/O	Chance	Break	
BUTLER	30	16	5	4	21
CIN	30	5	7	4	28

Official Basketball Box Score -- Game Totals -- Final Statistics Indiana State vs Butler 12/5/15 12:00pm at Indianapolis, Ind. -- Hinkle Fieldhouse

Indiana State 71 • 3-4

#	Player	Total			3-Ptr			Rebounds			PF	TP	A	TO	Blk	Stl	Min
		FG-FGA	FG-FGA	FT-FTA	FG-FGA	FG-FGA	FT-FTA	Off	Def	Tot							
30	Van Scyoc, Matt	f	2-4	1-3	0-1	0	0	0	4	5	0	1	1	0	10		
34	Murphy, Brandon	f	4-6	0-0	2-2	3	2	5	3	10	0	0	0	0	18		
00	Clemons, Everett	g	3-7	0-0	2-2	1	3	4	1	8	4	2	0	2	28		
01	Smith, Christian	g	2-12	1-4	2-2	1	4	5	4	7	3	2	0	0	33		
11	Brown, Devonte	g	3-13	1-7	3-4	1	3	4	1	10	3	5	0	1	34		
04	Scott, Brenton	g	6-13	3-7	3-4	1	2	3	1	18	0	1	0	1	27		
12	Bunschoten, Niels	g	1-5	0-4	0-0	2	1	3	2	0	0	0	0	0	14		
20	Prusator, Grant	g	1-1	1-1	0-0	0	0	0	0	3	0	0	0	0	2		
22	Burnett, Brandon	g	2-3	1-2	1-1	0	0	0	4	6	0	2	0	1	14		
32	Paige, Laquarius	g	0-0	0-0	0-0	0	0	0	1	0	0	0	0	0	2		
41	Rickman, Emondre	g	1-1	0-0	0-0	0	1	1	2	2	0	1	1	1	18		
Team						3	2	5									
Totals			25-65	8-28	13-16	12	18	30	24	71	10	14	2	6	200		

FG % 1st Half: 12-33 36.4% 2nd half: 13-32 40.6% Game: 25-65 38.5%
 3FG % 1st Half: 5-16 31.3% 2nd half: 3-12 25.0% Game: 8-28 28.6%
 FT % 1st Half: 7-8 87.5% 2nd half: 6-8 75.0% Game: 13-16 81.3%

Butler 85 • 6-1

#	Player	Total			3-Ptr			Rebounds			PF	TP	A	TO	Blk	Stl	Min
		FG-FGA	FG-FGA	FT-FTA	FG-FGA	FG-FGA	FT-FTA	Off	Def	Tot							
04	WIDEMAN, Tyler	f	2-2	0-0	4-6	0	7	7	4	8	0	1	1	0	24		
45	CHRABASCZ, Andrew	f	6-13	0-2	7-8	0	0	0	2	19	1	1	1	0	31		
01	LEWIS, Tyler	g	1-2	1-2	0-0	0	4	4	2	3	1	1	0	0	18		
21	JONES, Roosevelt	g	3-8	0-0	1-3	2	6	8	3	7	2	1	2	2	32		
24	DUNHAM, Kellen	g	6-7	1-2	6-7	0	3	3	2	19	0	3	0	0	35		
00	ETHERINGTON, Austin	g	0-1	0-1	0-0	0	0	0	0	0	0	0	0	2	5		
05	GATHERS, Jordan	g	1-3	0-1	3-3	0	4	4	5	5	1	0	0	1	20		
13	DAVIS, Jackson	g	0-0	0-0	0-0	0	0	0	0	0	0	1	1	0	1		
25	BENNETT, Steven	g	0-1	0-1													

2015-16 Review



Official Basketball Box Score -- Game Totals -- Final Statistics Tennessee vs Butler 12/12/15 2:30pm at Indianapolis, Ind. -- Hinkle Fieldhouse

Tennessee 86 • 4-4

#	Player	Total			3-Ptr			Rebounds			PF	TP	A	TO	Blk	Stl	Min
		FG	FGA	FT	FTA	FG	FGA	FT	F	D							
04	Moore, Armani	f	7-16	1-2	2-4	1	5	6	3	17	7	3	2	2	31		
05	Schofield, Admiral	f	6-7	1-2	3-3	3	4	7	3	16	2	0	0	0	35		
23	Reese, Derek	f	2-4	0-0	1-2	1	2	3	4	5	3	1	1	0	27		
00	Punter, Kevin	g	10-23	3-10	4-6	0	1	1	4	27	3	2	0	1	39		
34	Baulkman, Devon	g	4-10	1-6	4-4	2	3	5	4	13	1	1	0	0	29		
02	Kasongo, Ray	g	0-0	0-0	0-0	0	0	0	1	0	0	0	0	0	3		
11	Alexander, Kyle	g	0-0	0-0	0-0	0	0	0	2	0	0	0	0	0	15		
15	Mostella, Detrick	g	0-0	0-0	0-0	0	0	0	0	0	0	0	0	0	3		
25	Phillips, Shembari	g	2-3	2-3	2-2	0	2	2	3	8	0	1	1	0	18		
Team						0	2	2									
Totals			31-63	8-23	16-21	7	19	26	24	86	16	8	4	3	200		

FG % 1st Half: 15-30 50.0% 2nd half: 16-33 48.5% Game: 31-63 49.2%
3FG % 1st Half: 7-14 50.0% 2nd half: 1-9 11.1% Game: 8-23 34.8%
FT % 1st Half: 6-8 75.0% 2nd half: 10-13 76.9% Game: 16-21 76.2%

Butler 94 • 8-1

#	Player	Total			3-Ptr			Rebounds			PF	TP	A	TO	Blk	Stl	Min
		FG	FGA	FT	FTA	FG	FGA	FT	F	D							
04	WIDEMAN, Tyler	f	4-6	0-0	6-7	4	2	6	4	14	0	0	1	1	24		
45	CHRABASCZ, Andrew	f	2-3	0-1	3-4	1	4	5	4	7	3	1	0	0	33		
01	LEWIS, Tyler	g	1-3	1-3	2-3	0	1	1	0	5	5	2	0	0	21		
21	JONES, Roosevelt	g	7-12	0-0	7-8	4	3	7	4	21	10	2	0	1	38		
24	DUNHAM, Kellen	g	3-13	2-11	4-4	2	2	4	3	12	1	2	0	0	36		
00	ETHERINGTON, Austin	g	0-1	0-1	0-0	0	0	0	0	0	0	0	0	0	4		
05	GATHERS, Jordan	g	3-6	2-4	2-2	0	3	3	3	10	0	1	0	1	23		
13	DAVIS, Jackson	g	0-0	0-0	0-0	0	0	0	0	0	0	0	0	0	1		
30	MARTIN, Kelan	g	9-18	5-8	2-2	2	9	11	4	25	0	2	0	0	20		
Team						1	1	2									
Totals			29-62	10-28	26-30	14	25	39	22	94	19	10	1	3	200		

FG % 1st Half: 14-33 42.4% 2nd half: 15-29 51.7% Game: 29-62 46.8%
3FG % 1st Half: 5-16 31.3% 2nd half: 5-12 41.7% Game: 10-28 35.7%
FT % 1st Half: 15-18 83.3% 2nd half: 11-12 91.7% Game: 26-30 86.7%

Officials: Mike Nance, James Breeding, Mike Roberts
Technical fouls: Tennessee-None. Butler-None.
Attendance: 9100

Score by periods	1st	2nd	Total
Tennessee	43	43	86
Butler	48	46	94

	In	Off	2nd	Fast	Bench
Points	Paint	T/O	Chance	Break	
Tennessee	30	11	11	2	8
BUTLER	36	4	13	2	35

Official Basketball Box Score -- Game Totals -- Final Statistics Butler vs Purdue 12/19/15 5:02 pm at Bankers Life Fieldhouse - Indianapolis

Butler 74 • 9-1

#	Player	Total			3-Ptr			Rebounds			PF	TP	A	TO	Blk	Stl	Min
		FG	FGA	FT	FTA	FG	FGA	FT	F	D							
01	LEWIS, Tyler	*	5-7	2-3	5-6	4	2	6	1	17	4	1	0	4	32		
04	WIDEMAN, Tyler	*	4-7	0-0	0-0	0	5	5	4	8	1	1	2	1	26		
21	JONES, Roosevelt	*	8-15	0-0	3-7	6	5	11	0	19	5	2	1	1	36		
24	DUNHAM, Kellen	*	0-12	0-4	2-2	0	2	2	1	2	0	1	1	1	32		
45	CHRABASCZ, Andrew	*	6-11	1-4	3-4	1	4	5	4	16	3	1	2	3	31		
00	ETHERINGTON, Austin	*	0-2	0-1	0-0	0	0	0	1	0	0	0	0	0	5		
05	GATHERS, Jordan	*	1-3	0-1	0-2	1	0	1	1	2	1	0	0	0	13		
30	MARTIN, Kelan	*	2-9	0-2	3-5	1	3	4	1	7	0	0	0	0	22		
51	FOWLER, Nate	*	1-2	1-1	0-0	0	2	2	3	3	0	1	0	0	3		
Team						2	2	4									
Totals			27-68	4-16	16-26	15	25	44	16	74	14	8	6	11	200		

FG % 1st Half: 12-35 34.3% 2nd half: 15-33 45.5% Game: 27-68 39.7%
3FG % 1st Half: 3-10 30.0% 2nd half: 1-6 16.7% Game: 4-16 25.0%
FT % 1st Half: 4-5 80.0% 2nd half: 1-21 57.1% Game: 16-26 61.5%

Purdue 68 • 11-1

#	Player	Total			3-Ptr			Rebounds			PF	TP	A	TO	Blk	Stl	Min
		FG	FGA	FT	FTA	FG	FGA	FT	F	D							
03	Thompson, P.J.	*	2-5	1-2	0-0	0	2	2	4	5	7	1	0	0	30		
12	Edwards, Vince	*	2-9	1-5	4-5	0	3	3	2	9	2	1	1	0	22		
35	Davis, Rapheal	*	0-3	0-1	2-3	0	2	2	4	2	3	1	2	0	26		
44	Haas, Isaac	*	2-7	0-0	0-0	0	7	7	3	4	0	1	1	0	16		
50	Swanigan, Caleb	*	10-14	3-4	2-2	3	8	11	1	25	0	7	0	2	32		
01	Hill, Johnny	*	2-4	0-0	0-0	0	1	2	3	1	4	2	3	0	13		
14	Cline, Ryan	*	0-2	0-2	0-0	0	0	0	0	0	0	0	0	0	9		
20	Hammons, A.J.	*	4-6	0-0	4-4	3	4	7	2	12	0	2	5	0	21		
21	Stephens, Kendall	*	2-5	2-5	1-2	0	1	1	3	7	0	2	0	0	21		
31	Mathias, Dakota	*	0-3	0-3	0-0	0	1	1	3	0	0	0	0	1	10		
Team						5	2	7									
Totals			24-58	7-22	13-16	12	32	44	23	68	14	18	9	4	200		

FG % 1st Half: 11-31 35.5% 2nd half: 13-27 48.1% Game: 24-58 41.4%
3FG % 1st Half: 3-9 33.3% 2nd half: 4-13 30.8% Game: 7-22 31.8%
FT % 1st Half: 2-3 66.7% 2nd half: 11-13 84.6% Game: 13-16 81.3%

Officials: Terry Oglesby, Paul Szelc & Tim Clougherty
Technical fouls: Butler-None. Purdue-None.
Attendance: 19156

Score by periods	1st	2nd	Total
Butler	31	43	74
Purdue	27	41	68

	In	Off	2nd	Fast	Bench
Points	Paint	T/O	Chance	Break	
Butler	34	21	17	12	12
BUTLER	34	21	17	12	12
Purdue	26	13	15	11	23

Official Basketball Box Score -- Game Totals -- Final Statistics Southern Utah vs Butler 12/22/15 8:45pm at Indianapolis, Ind. -- Hinkle Fieldhouse

Southern Utah 52 • 2-8

#	Player	Total			3-Ptr			Rebounds			PF	TP	A	TO	Blk	Stl	Min
		FG	FGA	FT	FTA	FG	FGA	FT	F	D							
32	Oliverson, Casey	f	3-5	0-0	0-0	0	1	1	3	6	0	0	0	1	26		
03	Langston, Travon	g	6-12	2-3	3-5	1	0	1	1	17	1	2	0	2	30		
04	Kennedy, Trey	g	4-9	2-2	0-0	0	1	1	2	10	1	2	0	1	25		
13	Parsons, Race	g	0-5	0-4	0-0	1	4	5	0	0	1	3	1	0	21		
14	McGee, James	g	0-3	0-2	0-0	0	2	2	4	0	2	2	0	0	28		
05	Marshall, John	g	2-4	0-1	2-4	1	0	1	0	6	2	0	0	1	17		
11	Joyce, Will	g	0-1	0-0	2-2	1	1	2	1	2	0	1	0	0	7		
12	Melifonwu, Daniel	g	1-3	0-0	0-0	1	1	2	0	2	0	2	0	0	12		
15	Major, Juwan	g	1-6	0-0	0-0	1	2	3	2	2	2	1	0	1	17		
25	Thompson, Christian	g	2-5	0-1	3-3	1	2	3	0	7	0	1	0	0	17		
Team						1	3	4									
Totals			19-53	4-13	10-14	8	17	25	13	52	9	15	1	6	200		

FG % 1st Half: 11-25 44.0% 2nd half: 8-28 28.6% Game: 19-53 35.8%
3FG % 1st Half: 4-7 57.1% 2nd half: 0-6 0.0% Game: 4-13 30.8%
FT % 1st Half: 2-3 66.7% 2nd half: 8-11 72.7% Game: 10-14 71.4%

Butler 88 • 10-1

#	Player	Total			3-Ptr			Rebounds			PF	TP	A	TO	Blk	Stl	Min
		FG	FGA	FT	FTA	FG	FGA	FT	F	D							
04	WIDEMAN, Tyler	f	7-7	0-0	1-5	1	5	6	0	15	0	0	2	0	17		
45	CHRABASCZ, Andrew	f	5-6	1-2	0-0	1	5	6	0	11	3	0	0	0	23		
01	LEWIS, Tyler	g	4-7	1-2	0-0	1	0	1	2	9	8	1	0	1	24		
21	JONES, Roosevelt	g	5-9	0-0	2-2	2	8	10	1	12	4	3	0	2	25		
24	DUNHAM, Kellen	g	2-10	0-7	1-2	0	2	2	3	5	1	1	0	2	26		
00	ETHERINGTON, Austin	g	2-2	1-1	0-1	0	1	1	2	5	1	1	0	0	11		
05	GATHERS, Jordan	g	3-3	2-2	0-2	0	0	0	3	8	1	1	0	1	14		
10	PETTUS, Trey	g	0-0	0-0</													



2015-16 Review

Official Basketball Box Score -- Game Totals -- Final Statistics Providence vs Butler 12/31/15 2:30pm at Indianapolis, Ind. -- Hinkle Fieldhouse

Providence 81 • 13-1 (1-0)

#	Player	Total		3-Ptr		Rebounds			PF	TP	A	TO	Blk	Stl	Min
		FG-FGA	FT-FTA	FG-FGA	FT-FTA	Off	Def	Tot							
00	BENTIL, Ben	f	7-13	1-4	4-4	3	2	5	3	19	0	2	2	0	33
05	BULLOCK, Rodney	f	7-14	6-9	5-6	2	8	10	4	25	3	1	2	0	38
03	DUNN, Kris	g	6-12	2-3	6-11	2	5	7	4	20	9	2	0	2	31
21	LINDSEY, Jalen	g	1-7	1-6	0-0	0	3	3	1	3	0	0	0	0	31
32	LOMOMBA, Junior	g	1-7	0-2	2-5	2	3	5	2	4	1	1	0	0	37
24	CARTWRIGHT, Kyron	g	0-1	0-0	0-0	0	0	0	2	0	3	0	0	0	11
25	EDWARDS, Drew	g	3-4	2-2	2-2	0	5	5	1	10	0	0	0	0	16
34	PLANEK, Tom	g	0-0	0-0	0-0	0	0	0	0	0	0	0	0	1	3
Team						5	0	5			1				
Totals			25-58	12-26	19-28	14	26	40	17	81	16	7	4	3	200

FG % 1st Half: 8-28 28.6% 2nd half: 17-30 56.7% Game: 25-58 43.1%
 3FG % 1st Half: 3-14 21.4% 2nd half: 9-12 75.0% Game: 12-26 46.2%
 FT % 1st Half: 6-9 66.7% 2nd half: 13-19 68.4% Game: 19-28 67.9%

Butler 73 • 11-2 (0-1)

#	Player	Total		3-Ptr		Rebounds			PF	TP	A	TO	Blk	Stl	Min
		FG-FGA	FT-FTA	FG-FGA	FT-FTA	Off	Def	Tot							
04	WIDEMAN, Tyler	f	5-5	0-0	0-0	2	2	4	4	10	0	2	1	1	29
45	CHRABASCZ, Andrew	f	2-11	0-4	0-0	3	2	5	2	4	0	2	1	0	33
01	LEWIS, Tyler	g	0-3	0-1	1-2	0	2	2	5	1	1	0	0	0	18
21	JONES, Roosevelt	g	7-13	0-0	5-6	3	3	6	5	19	4	1	0	0	33
24	DUNHAM, Kellen	g	3-14	0-5	2-2	0	0	0	0	8	1	0	0	0	31
00	ETHERINGTON, Austin	g	0-0	0-0	0-0	0	0	0	0	0	0	0	0	0	3
05	GATHERS, Jordan	g	4-7	3-3	0-1	1	3	4	3	11	2	0	0	1	22
30	MARTIN, Kelan	g	8-17	0-4	4-4	2	7	9	3	20	2	1	0	1	31
Team						4	3	7							
Totals			29-70	3-17	12-15	15	22	37	22	73	10	6	4	3	200

FG % 1st Half: 15-30 50.0% 2nd half: 14-40 35.0% Game: 29-70 41.4%
 3FG % 1st Half: 1-4 25.0% 2nd half: 2-13 15.4% Game: 3-17 17.6%
 FT % 1st Half: 5-5 100.0% 2nd half: 7-10 70.0% Game: 12-15 80.0%

Officials: Brian O'Connell, Earl Walton, Doug Shous
 Technical fouls: Providence-None. Butler-None.
 Attendance: 9100

Score by periods	1st	2nd	Total
Providence	25	56	81
Butler	36	37	73

Points	In	Off	2nd	Fast	Bench
PC	24	10	18	6	10
BUTLER	38	11	18	6	31

Official Basketball Box Score -- Game Totals -- Final Statistics Butler vs Xavier 1/2/16 1 p.m. at Cincinnati, Ohio (Cintas Center)

Butler 69 • 11-3, 0-2

#	Player	Total		3-Ptr		Rebounds			PF	TP	A	TO	Blk	Stl	Min
		FG-FGA	FT-FTA	FG-FGA	FT-FTA	Off	Def	Tot							
00	ETHERINGTON, Austin	f	1-2	1-2	0-0	1	1	2	2	3	0	1	0	0	7
04	WIDEMAN, Tyler	f	2-4	0-0	1-2	0	2	2	5	5	1	1	1	0	20
30	MARTIN, Kelan	f	5-13	1-3	0-0	4	3	7	3	11	0	3	1	2	30
05	GATHERS, Jordan	g	1-5	0-2	0-0	1	1	2	3	2	0	2	0	1	20
01	JONES, Roosevelt	g	4-9	0-0	6-8	1	3	4	2	14	6	4	0	2	30
21	LEWIS, Tyler	g	3-7	1-2	3-3	0	2	2	1	10	4	0	0	0	24
13	DAVIS, Jackson	g	0-1	0-0	1-2	2	1	3	1	1	0	0	1	0	5
24	DUNHAM, Kellen	g	4-12	3-5	2-3	1	0	1	2	13	1	0	0	1	26
25	BENNETT, Steven	g	0-0	0-0	0-0	0	0	0	0	0	0	0	0	0	1
45	CHRABASCZ, Andrew	g	4-9	1-1	1-2	3	2	5	2	10	1	1	0	1	27
51	FOWLER, Nate	g	0-0	0-0	0-0	0	1	1	0	0	1	0	0	1	10
Team						2	0	2							
Totals			24-62	7-15	14-20	15	16	31	21	69	14	12	3	8	200

FG % 1st Half: 14-32 43.8% 2nd half: 10-30 33.3% Game: 24-62 38.7%
 3FG % 1st Half: 4-8 50.0% 2nd half: 3-7 42.9% Game: 7-15 46.7%
 FT % 1st Half: 3-4 75.0% 2nd half: 11-16 68.8% Game: 14-20 70.0%

Xavier 88 • 13-1, 1-1

#	Player	Total		3-Ptr		Rebounds			PF	TP	A	TO	Blk	Stl	Min
		FG-FGA	FT-FTA	FG-FGA	FT-FTA	Off	Def	Tot							
01	REYNOLDS, Jalen	f	5-6	1-1	2-4	1	7	8	1	13	1	2	1	1	28
02	FARR, James	f	4-9	0-0	0-0	4	6	10	2	8	0	3	4	1	23
05	BLUIETT, Trevon	g	5-12	1-6	2-4	2	3	5	2	13	3	2	2	2	34
10	ABELL, Remy	g	7-8	3-3	4-5	0	1	1	1	21	4	0	1	0	36
15	DAVIS, Myles	g	4-8	3-6	0-0	0	1	1	4	11	5	3	0	0	25
00	AUSTIN JR., Larry	g	1-2	0-0	0-0	0	2	2	3	2	4	2	0	2	11
03	BURGESS, Ashanti	g	0-0	0-0	1-2	0	0	0	0	1	0	0	0	0	1
20	BERGEN, Alex	g	0-0	0-0	0-0	0	0	0	0	0	0	0	0	0	1
21	STAINBROOK, Tim	g	0-0	0-0	0-0	0	0	0	0	0	0	0	1	0	1
22	GATES, Kaiser	g	2-3	2-3	4-4	1	4	5	2	10	0	1	1	0	12
32	OKER, Kevin	g	0-1	0-0	0-0	0	0	0	0	0	0	0	0	0	1
54	O'MARA, Sean	g	1-1	0-0	2-2	1	1	2	2	4	1	0	0	0	6
55	MACURA, J.P.	g	2-5	0-2	1-1	1	0	1	4	5	0	1	0	0	21
Team						0	1	1							
Totals			31-55	10-21	16-22	10	26	36	21	88	18	15	10	6	200

FG % 1st Half: 16-30 53.3% 2nd half: 15-25 60.0% Game: 31-55 56.4%
 3FG % 1st Half: 5-11 45.5% 2nd half: 5-10 50.0% Game: 10-21 47.6%
 FT % 1st Half: 8-10 80.0% 2nd half: 8-12 66.7% Game: 16-22 72.7%

Officials: Ed Corbett, Jeffrey Anderson and Gary Prager
 Technical fouls: Butler-None. Xavier-None.
 Attendance: 10498
 Today's attendance is the second highest in Cintas Center history.

Score by periods	1st	2nd	Total
Butler	35	34	69
Xavier	45	43	88

Points	In	Off	2nd	Fast	Bench
BUTLER	28	14	10	7	34
XU	42	15	16	8	22

Official Basketball Box Score -- Game Totals -- Final Statistics Butler vs DePaul 1/5/16 7:01 PM at Rosemont, Ill.

Butler 77 • 12-3, 1-2

#	Player	Total		3-Ptr		Rebounds			PF	TP	A	TO	Blk	Stl	Min
		FG-FGA	FT-FTA	FG-FGA	FT-FTA	Off	Def	Tot							
04	WIDEMAN, Tyler	f	2-4	0-0	2-3	3	2	5	3	6	1	0	4	0	32
45	CHRABASCZ, Andrew	f	5-7	1-2	5-7	1	3	4	3	16	3	0	0	4	32
01	LEWIS, Tyler	g	1-3	1-3	1-2	0	0	0	4	7	1	0	0	0	23
21	JONES, Roosevelt	g	5-11	0-0	5-6	1	3	4	1	15	4	3	0	5	39
24	DUNHAM, Kellen	g	8-14	4-7	4-5	1	2	3	0	24	2	0	0	0	37
05	GATHERS, Jordan	g	0-1	0-1	0-0	0	1	1	3	0	0	0	0	0	12
13	DAVIS, Jackson	g	0-1	0-0	0-0	0	0	0	2	0	0	1	0	0	1
30	MARTIN, Kelan	g	3-8	0-2	6-7	0	4	4	2	12	0	3	0	0	24
Team						1	3	4							
Totals			24-49	6-15	23-30	7	18	25	18	77	17	8	4	9	200

FG % 1st Half: 12-26 46.2% 2nd half: 12-23 52.2% Game: 24-49 49.0%
 3FG % 1st Half: 3-10 30.0% 2nd half: 3-5 60.0% Game: 6-15 40.0%
 FT % 1st Half: 8-12 66.7% 2nd half: 15-18 83.3% Game: 23-30 76.7%

DePaul 72 • 6-9, 0-3

#	Player	Total		3-Ptr		Rebounds			PF	TP	A	TO	Blk	Stl	Min
		FG-FGA	FT-FTA	FG-FGA	FT-FTA	Off	Def	Tot							
03	Stimage,Rashaun	f	0-0	0-0	0-0	0	0	0	3	0	0	2	0	0	5
04	Henry,Myke	f	10-19	1-2	1-5	4	6	10	3	22	1	3	0	0	40
05	Garrett,Billy	g	3-6	2-2	1-2	1	0	1	3	9	1	3	0	0	25
11	Cain,Eli	g	1-7	1-5	0-0	1	2	3	4	3	4	2	0	0	26
15	Simpson,Aaron	g	0-0	0-0	0-0	0	0	0	1	0	1	0	0	0	13
00	Curington,R.J.	g	1-4	0-3	2-2	2	2	4	3	4	1	4	1	0	23
01	Wood,Darrick	g	7-11	1-2	0-0	0	4	4	4	15	5	2	0	1	30
02	Hamilton,Tommy	g	6-10	0-1	7-7	5	4	9	3	19	2	1	0	1	34
30	Ryckbosch,Peter	g	0-1	0-0	0-0	1	3	4	0	0	0	0	0	0	4
Team						2	2	4							
Totals			28-58	5-15	11-16	16	23	39	24	72	15	17	1	2	200

FG % 1st Half: 13-28 46.4% 2nd half: 15-30 50.0% Game: 28-58 48.3%
 3FG % 1st Half: 3-7 42.9% 2nd half: 2-8 25.0% Game: 5-15 33.3%
 FT % 1st Half: 5-9 55.6% 2nd half: 6-7 85.7% Game: 11-16 68.8%

Officials: Michael Stephens, Wally Rutecki, Brent Hampton
 Technical fouls: Butler-None. DePaul-None.
 Attendance: 5427

Score by periods	1st	2nd	Total
Butler	35	42	77
DePaul	34	38	72

Points	In	Off	2nd	Fast	Bench
BUTLER	34	24	8	10	12
DPU	32	14	18	6	38

Official Basketball Box Score -- Game Totals -- Final Statistics Villanova vs Butler 1/10/16 7:30pm at Indianapolis, Ind. -- Hinkle Fieldhouse

Villanova 60 • 14-2 (4-0 BE)

#	Player	Total		3-Ptr		Rebounds			PF
---	--------	-------	--	-------	--	----------	--	--	----

2015-16 Review



Official Basketball Box Score -- Game Totals -- Final Statistics St. John's vs Butler 1/16/16 12:00pm at Indianapolis, Ind. -- Hinkle Fieldhouse

St. John's 58 • 7-12 (0-6 BE)

#	Player	Total			3-Ptr			Rebounds			PF	TP	A	TO	Blk	Stl	Min
		FG-FGA	FG-FGA	FT-FTA	FG-FGA	FG-FGA	FT-FTA	Off	Def	Tot							
04	ALIBEGOVIC, Amar	f	1-7	1-5	0-0	1	2	3	0	3	1	1	0	1	21		
14	YAKWE, Kassoum	f	1-5	0-0	1-7	2	6	8	3	3	0	3	4	1	29		
04	MUSSINI, Federico	g	4-10	2-6	4-4	1	2	3	2	14	2	2	0	4	33		
10	BALAMOU, Felix	g	6-8	0-0	1-2	0	0	0	4	13	2	2	0	1	29		
24	MVOUJKA, Ron	g	2-6	1-3	0-0	1	5	6	3	5	0	2	0	0	28		
00	ELLISON, Malik	g	0-2	0-0	3-6	1	2	3	3	5	2	4	0	0	14		
02	JONES, Christian	g	2-5	0-0	1-2	0	1	1	1	5	0	1	2	0	15		
05	JOHNSON, Durand	g	3-10	0-6	6-6	2	2	4	3	12	0	2	0	2	24		
12	HOLFIELD, Elijah	g	0-2	0-1	0-0	0	0	0	0	0	0	0	0	0	5		
23	DIAL, Abdul	g	0-1	0-0	0-0	0	0	0	0	0	0	0	0	0	2		
Team						3	0	3									
Totals			19-56	4-21	16-27	11	20	31	21	58	7	17	6	9	200		

FG % 1st Half: 9-25 36.0% 2nd half: 10-31 32.3% Game: 19-56 33.9%
 3FG % 1st Half: 1-9 11.1% 2nd half: 3-12 25.0% Game: 4-21 19.0%
 FT % 1st Half: 6-11 54.5% 2nd half: 10-16 62.5% Game: 16-27 59.3%

Butler 78 • 13-4 (2-3 BE)

#	Player	Total			3-Ptr			Rebounds			PF	TP	A	TO	Blk	Stl	Min
		FG-FGA	FG-FGA	FT-FTA	FG-FGA	FG-FGA	FT-FTA	Off	Def	Tot							
04	WIDEMAN, Tyler	f	3-5	0-0	0-0	3	3	6	4	6	2	2	0	1	20		
45	CHRABASCZ, Andrew	f	4-7	1-2	4-4	0	1	1	3	13	2	2	0	0	31		
01	LEWIS, Tyler	g	1-5	0-2	0-0	0	0	0	1	2	1	1	0	1	17		
21	JONES, Roosevelt	g	2-5	0-0	1-3	0	8	8	4	5	4	5	0	3	33		
24	DUNHAM, Kellen	g	5-10	4-7	10-11	0	5	5	3	24	1	4	0	1	33		
00	ETHERINGTON, Austin	g	0-0	0-0	1-2	0	1	1	4	1	1	0	0	1	11		
05	GATHERS, Jordan	g	1-5	1-3	0-0	2	2	4	2	3	1	1	0	0	11		
13	DAVIS, Jackson	g	1-1	0-0	0-0	0	0	0	0	2	0	1	0	0	4		
25	BENNETT, Steven	g	0-0	0-0	0-0	0	1	1	0	0	0	0	0	0	2		
30	MARTIN, Kelan	g	9-16	1-2	3-4	3	7	10	1	22	1	1	1	1	31		
51	FOWLER, Nate	g	0-0	0-0	0-0	0	0	0	3	0	0	2	0	1	7		
Team						3	3	6									
Totals			26-54	7-16	19-24	11	31	42	25	78	13	19	1	9	200		

FG % 1st Half: 12-26 46.2% 2nd half: 14-28 50.0% Game: 26-54 48.1%
 3FG % 1st Half: 4-9 44.4% 2nd half: 3-7 42.9% Game: 7-16 43.8%
 FT % 1st Half: 11-14 78.6% 2nd half: 8-10 80.0% Game: 19-24 79.2%

Officials: John Gaffney, Jeffrey Anderson, Clarence Armstrong
 Technical fouls: St. John's-None. Butler-None.
 Attendance: 9144

Score by periods	1st	2nd	Total
St. John's	25	33	58
Butler	39	39	78

Points	In	Off	2nd	Fast	Bench
SJU	27	21	12	11	20
BUTLER	30	13	7	0	28

Last FG - SJU 2nd-02:09, BUTLER 2nd-01:07.
 Largest lead - SJU by 2 1st-16:51, BUTLER by 22 2nd-02:35.
 CBI led for 00:47, BUTLER led for 35:31. Game was tied for 03:47.

Score tied - 3 times.
 Lead changed - 2 times.

Official Basketball Box Score -- Game Totals -- Final Statistics Butler vs Providence 1/19/16 6:31 p.m. at Providence, R.I. - Dunkin' Donuts Center

Butler 68 • 13-5, 2-4

#	Player	Total			3-Ptr			Rebounds			PF	TP	A	TO	Blk	Stl	Min
		FG-FGA	FG-FGA	FT-FTA	FG-FGA	FG-FGA	FT-FTA	Off	Def	Tot							
04	WIDEMAN, Tyler	f	3-4	0-0	1-4	3	2	5	4	7	2	0	3	2	26		
45	CHRABASCZ, Andrew	f	2-7	0-3	2-2	0	4	4	4	6	1	2	1	1	28		
05	GATHERS, Jordan	g	1-4	0-2	1-1	0	1	1	1	3	1	2	0	0	20		
21	JONES, Roosevelt	g	6-8	0-0	4-5	2	2	4	3	16	5	5	0	1	38		
24	DUNHAM, Kellen	g	7-15	6-12	1-3	2	2	4	0	21	3	2	0	2	40		
01	LEWIS, Tyler	g	0-2	0-2	0-0	0	0	0	3	0	1	0	0	0	11		
30	MARTIN, Kelan	g	7-14	1-3	0-0	1	10	11	4	15	2	2	0	0	30		
51	FOWLER, Nate	g	0-1	0-0	0-0	1	1	2	4	0	0	0	0	0	7		
Team						1	0	1									
Totals			26-55	7-22	9-15	10	22	32	23	68	15	13	4	6	200		

FG % 1st Half: 12-28 42.9% 2nd half: 14-27 51.9% Game: 26-55 47.3%
 3FG % 1st Half: 3-11 27.3% 2nd half: 4-11 36.4% Game: 7-22 31.8%
 FT % 1st Half: 6-8 75.0% 2nd half: 3-7 42.9% Game: 9-15 60.0%

Providence 71 • 16-3, 4-2

#	Player	Total			3-Ptr			Rebounds			PF	TP	A	TO	Blk	Stl	Min
		FG-FGA	FG-FGA	FT-FTA	FG-FGA	FG-FGA	FT-FTA	Off	Def	Tot							
00	BENTIL, Ben	f	6-14	0-2	8-10	3	4	7	3	20	2	2	0	2	40		
05	BULLOCK, Rodney	f	5-11	0-2	6-7	2	6	8	3	16	1	1	0	1	35		
03	DUNN, Kris	g	3-8	2-6	1-2	1	4	5	3	9	7	4	0	1	31		
24	CARTWRIGHT, Kyron	g	5-7	3-4	0-0	0	1	1	1	13	2	0	0	1	27		
32	LOMOMBA, Junior	g	2-4	0-1	2-2	1	0	1	3	6	2	3	0	0	12		
21	LINDSEY, Jalen	g	1-4	0-2	0-0	3	2	5	0	2	0	0	0	0	19		
25	EDWARDS, Drew	g	1-4	0-2	1-4	2	1	3	2	3	2	0	0	1	17		
35	FAZEKAS, Ryan	g	1-5	0-3	0-0	1	3	4	2	2	1	1	1	0	19		
Team						2	1	3									
Totals			24-57	5-22	18-25	15	22	37	17	71	17	11	1	6	200		

FG % 1st Half: 12-27 44.4% 2nd half: 12-30 40.0% Game: 24-57 42.1%
 3FG % 1st Half: 3-11 27.3% 2nd half: 2-11 18.2% Game: 5-22 22.7%
 FT % 1st Half: 9-14 64.3% 2nd half: 9-11 81.8% Game: 18-25 72.0%

Officials: Jamie Luckie, Mike Nance, Evon Burroughs
 Technical fouls: Butler-None. Providence-None.
 Attendance: 10918

Score by periods	1st	2nd	Total
Butler	33	35	68
Providence	36	35	71

Points	In	Off	2nd	Fast	Bench
BUTLER	34	12	8	7	15
PC	36	12	12	4	7

Official Basketball Box Score -- Game Totals -- Final Statistics Butler vs Creighton 1/23/16 6:37 pm at Omaha, Neb. (CenturyLink Center Omaha)

Butler 64 • 13-6, 2-5 BE

#	Player	Total			3-Ptr			Rebounds			PF	TP	A	TO	Blk	Stl	Min
		FG-FGA	FG-FGA	FT-FTA	FG-FGA	FG-FGA	FT-FTA	Off	Def	Tot							
04	WIDEMAN, Tyler	f	1-3	0-0	2-5	7	3	10	5	4	1	2	0	0	27		
45	CHRABASCZ, Andrew	f	0-6	0-1	2-2	1	1	2	5	2	0	0	0	1	7		
05	GATHERS, Jordan	g	0-1	0-0	0-0	0	0	0	5	0	0	1	0	1	7		
21	JONES, Roosevelt	g	4-13	0-0	3-3	2	8	10	4	11	4	3	1	1	36		
24	DUNHAM, Kellen	g	7-14	3-3	3-4	0	4	4	3	20	0	2	0	1	40		
00	ETHERINGTON, Austin	g	1-4	1-4	2-2	3	2	5	2	5	0	2	0	1	26		
10	PETTUS, Trey	g	0-0	0-0	0-0	0	0	0	0	0	0	0	0	0	2		
13	DAVIS, Jackson	g	0-0	0-0	0-0	0	0	0	0	0	0	0	0	0	0+		
30	MARTIN, Kelan	g	8-23	3-8	3-4	3	8	11	2	22	2	1	0	2	35		
Team						0	2	2	1								
Totals			21-64	7-16	15-20	16	28	44	27	64	7	11	1	6	200		

FG % 1st Half: 11-31 35.5% 2nd half: 10-33 30.3% Game: 21-64 32.8%
 3FG % 1st Half: 6-11 54.5% 2nd half: 1-5 20.0% Game: 7-16 43.8%
 FT % 1st Half: 6-8 75.0% 2nd half: 9-12 75.0% Game: 15-20 75.0%

Creighton 72 • 14-6, 5-2 BE

#	Player	Total			3-Ptr			Rebounds			PF	TP	A	TO	Blk	Stl	Min
		FG-FGA	FG-FGA	FT-FTA	FG-FGA	FG-FGA	FT-FTA	Off	Def	Tot							
32	HEGNER, Toby	f	4-9	2-4	0-0	1	5	6	2	10	1	0	1	1	29		
41	GROSELLE, Geoffrey	c	3-5	0-0	4-8	1	7	8	2	10	0	1	2	0	18		
02	THOMAS, Khyri	g	1-3	0-1	0-2	1	0	1	1	2	2	1	0	0	18		
10	WATSON Jr., Maurice	g	6-10	0-2	8-12	0	1	1	4	20	6	4	0	1	27		
21	ZIERDEN, Isaiah	g	3-9	2-8	5-6	1	3	4	1	13	1	0	0	0	40		
04	HARRELL Jr., Ronnie	g	0-1	0-0	0-0	0	1	1	1	0	0	1	0	0	3		
11	CLEMENT, Tyler	g	1-2	1-2	0-0	0	1	1	1</								



2015-16 Review

Official Basketball Box Score -- Game Totals -- Final Statistics Butler vs Marquette 1/30/16 11 a.m. CT at BMO Harris Bradley Center

Butler 69 • 14-7, 3-6 BE

#	Player	Total		3-Ptr		Rebounds		PF	TP	A	TO	Blk	Stl	Min	
		FG-FGA	FG-FGA	FT-FTA	Off	Def	Tot								
04	WIDEMAN, Tyler	f	3-6	0-0	0-3	5	3	8	5	6	1	1	3	0	28
30	MARTIN, Kelan	f	11-20	3-6	2-2	2	3	5	3	27	0	0	1	1	38
45	CHRABASCZ, Andrew	f	2-12	0-3	2-3	2	3	5	1	6	5	1	0	1	33
21	JONES, Roosevelt	g	6-13	1-1	2-2	2	1	3	2	15	6	2	0	5	38
24	DUNHAM, Kellen	g	6-12	1-4	2-2	1	1	2	1	15	0	2	0	0	33
00	ETHERINGTON, Austin	g	0-1	0-1	0-0	0	0	1	2	0	1	0	0	0	10
05	GATHERS, Jordan	g	0-2	0-1	0-0	0	0	0	1	0	1	2	1	0	12
13	DAVIS, Jackson	g	0-1	0-0	0-0	0	2	2	4	0	0	0	0	1	8
Team						2	2	4							
Totals			28-67	5-16	8-12	14	16	30	19	69	14	8	5	8	200

FG % 1st Half: 15-33 45.5% 2nd half: 13-34 38.2% Game: 28-67 41.8%
 3FG % 1st Half: 3-7 42.9% 2nd half: 2-9 22.2% Game: 5-16 31.3%
 FT % 1st Half: 4-5 80.0% 2nd half: 4-7 57.1% Game: 8-12 66.7%

Marquette 75 • 15-7, 4-5 BE

#	Player	Total		3-Ptr		Rebounds		PF	TP	A	TO	Blk	Stl	Min	
		FG-FGA	FG-FGA	FT-FTA	Off	Def	Tot								
13	ELLENSON, Henry	f	8-14	2-2	14-16	4	6	10	1	32	0	0	6	1	34
40	FISCHER, Luke	c	0-3	0-0	0-0	1	5	6	1	0	0	1	5	0	31
01	WILSON, Duane	g	3-5	1-3	0-1	0	3	3	4	7	1	2	0	0	26
23	JOHNSON, Jajuan	g	5-8	1-1	0-0	1	0	1	3	11	6	4	0	1	28
25	CHEATHAM, Haanif	g	2-6	1-4	1-2	0	3	3	1	6	3	4	0	0	34
02	ANIM, Sacar	g	0-0	0-0	0-0	0	0	0	0	0	0	0	0	0	2
05	COHEN III, Sandy	g	1-1	0-0	2-2	0	4	4	2	4	3	2	0	0	18
12	HELDT, Matt	g	0-0	0-0	0-0	0	0	0	0	0	0	0	0	0	3
21	CARTER, Traci	g	5-9	5-7	0-0	0	3	3	2	15	4	1	1	0	21
22	ELLENSON, Wally	g	0-0	0-0	0-0	0	0	0	0	0	0	0	0	0	2
42	MACHE, Michael	g	0-0	0-0	0-0	0	0	0	0	0	0	0	0	0	1
Team						1	2	3							
Totals			24-46	10-17	17-21	7	26	33	16	75	17	15	12	2	200

FG % 1st Half: 14-23 60.9% 2nd half: 10-23 43.5% Game: 24-46 52.2%
 3FG % 1st Half: 5-9 55.6% 2nd half: 5-8 62.5% Game: 10-17 58.8%
 FT % 1st Half: 4-4 100.0 2nd half: 13-17 76.5% Game: 17-21 81.0%

Officials: Pat Dirscoil, Gary Prager, Earl Walton
 Technical fouls: Butler-None. Marquette-None.
 Attendance: 15234

Score by periods	1st	2nd	Total
Butler	37	32	69
Marquette	37	38	75

Points	In	Off	2nd	Fast	Bench
BUTLER	34	16	14	10	0
MU	16	14	8	5	19

Official Basketball Box Score -- Game Totals -- Final Statistics Georgetown vs Butler 2/2/16 7:00pm at Indianapolis, Ind. -- Hinkle Fieldhouse

Georgetown 76 • 13-10(6-4 BE)

#	Player	Total		3-Ptr		Rebounds		PF	TP	A	TO	Blk	Stl	Min	
		FG-FGA	FG-FGA	FT-FTA	Off	Def	Tot								
11	COPELAND, Isaac	f	4-13	0-4	3-4	0	3	3	2	11	1	0	0	1	31
24	DERRICKSON, Marcus	f	0-3	0-1	0-0	3	2	5	4	0	1	2	1	1	14
42	HAYES, Bradley	c	5-6	0-0	2-3	1	4	5	4	12	1	1	0	1	26
04	SMITH-RIVERA, D.	g	7-16	5-9	2-4	0	2	2	3	21	7	2	0	1	40
32	JOHNSON, Kaleb	g	2-5	1-1	0-0	1	0	1	4	5	0	0	0	3	26
00	PEAK, L.J.	g	8-13	2-4	4-5	1	1	2	4	22	2	2	0	0	22
01	CAMPBELL, Tre	g	0-1	0-1	0-0	0	0	0	0	2	0	0	0	0	14
05	CAMERON, Reggie	g	0-1	0-1	0-0	0	0	0	0	0	2	0	0	0	11
15	GOVAN, Jessie	g	2-4	1-1	0-0	0	2	2	4	5	1	0	0	0	12
21	WILLIAMS, Rryan	g	0-0	0-0	0-0	0	0	0	0	2	0	0	0	0	4
Team						4	1	5							
Totals			28-62	9-22	11-16	10	15	25	29	76	15	9	1	7	200

FG % 1st Half: 12-26 46.2% 2nd half: 16-36 44.4% Game: 28-62 45.2%
 3FG % 1st Half: 2-7 28.6% 2nd half: 7-15 46.7% Game: 9-22 40.9%
 FT % 1st Half: 5-7 71.4% 2nd half: 6-9 66.7% Game: 11-16 68.8%

Butler 87 • 15-7 (4-6 BE)

#	Player	Total		3-Ptr		Rebounds		PF	TP	A	TO	Blk	Stl	Min	
		FG-FGA	FG-FGA	FT-FTA	Off	Def	Tot								
04	WIDEMAN, Tyler	f	2-2	0-0	2-4	0	1	1	5	6	0	2	1	0	21
45	CHRABASCZ, Andrew	f	2-4	0-0	4-4	3	6	9	4	8	1	1	2	1	36
21	JONES, Roosevelt	g	5-11	0-0	9-12	1	5	6	1	19	5	4	2	1	38
24	DUNHAM, Kellen	g	6-11	3-6	3-3	1	1	2	1	18	1	0	0	1	38
30	MARTIN, Kelan	g	10-18	3-6	12-13	3	5	8	2	35	0	2	4	1	38
00	ETHERINGTON, Austin	g	0-0	0-0	1-2	0	3	3	1	1	1	1	0	0	8
05	GATHERS, Jordan	g	0-1	0-1	0-0	0	0	0	0	0	0	1	0	0	6
13	DAVIS, Jackson	g	0-0	0-0	0-0	0	0	0	0	2	0	0	1	0	7
51	FOWLER, Nate	g	0-1	0-1	0-0	0	0	0	0	0	0	0	0	0	8
Team						3	1	4							
Totals			25-48	6-14	31-38	11	22	33	17	87	8	11	10	4	200

FG % 1st Half: 12-26 46.2% 2nd half: 13-22 59.1% Game: 25-48 52.1%
 3FG % 1st Half: 5-11 45.5% 2nd half: 1-3 33.3% Game: 6-14 42.9%
 FT % 1st Half: 11-12 91.7% 2nd half: 20-26 76.9% Game: 31-38 81.6%

Officials: Brian O'Connell, Jeff Clark, Tony Chiazza
 Technical fouls: Georgetown-None. Butler-TEAM.
 Attendance: 8080

Score by periods	1st	2nd	Total
Georgetown	31	45	76
Butler	40	47	87

Points	In	Off	2nd	Fast	Bench
GU	32	11	11	11	27
BUTLER	38	11	19	2	1

Official Basketball Box Score -- Game Totals -- Final Statistics Butler vs St. John's 2/6/16 4:30 p.m. at Carnesecca Arena

Butler 89 • 16-7, 5-6 BE

#	Player	Total		3-Ptr		Rebounds		PF	TP	A	TO	Blk	Stl	Min	
		FG-FGA	FG-FGA	FT-FTA	Off	Def	Tot								
04	WIDEMAN, Tyler	f	5-9	0-0	1-3	1	4	5	1	11	0	0	2	0	19
30	MARTIN, Kelan	f	6-12	2-4	4-5	0	5	5	3	18	0	3	1	1	25
45	CHRABASCZ, Andrew	f	1-4	1-2	2-2	0	0	0	1	5	2	0	0	1	22
21	JONES, Roosevelt	g	5-9	0-0	0-0	1	13	14	2	10	10	2	0	2	28
24	DUNHAM, Kellen	g	3-6	2-4	1-2	1	1	2	1	9	3	3	1	1	24
00	ETHERINGTON, Austin	g	1-2	1-2	1-2	0	0	0	5	4	0	1	0	1	13
01	LEWIS, Tyler	g	2-5	1-3	2-2	0	1	1	1	7	5	0	0	4	20
05	GATHERS, Jordan	g	5-11	4-8	2-2	1	0	1	3	16	1	2	0	2	18
10	PETTUS, Trey	g	0-0	0-0	0-0	0	1	1	1	0	0	0	0	0	4
13	DAVIS, Jackson	g	2-5	0-0	1-2	2	6	8	3	5	1	1	0	2	14
25	BENNETT, Steven	g	1-2	1-2	0-0	1	0	1	0	3	3	1	0	0	6
51	FOWLER, Nate	g	0-0	0-0	1-2	0	2	2	5	1	0	1	0	0	7
Team						3	1	4							
Totals			31-65	12-25	15-22	10	34	44	26	89	22	14	4	14	200

FG % 1st Half: 18-35 51.4% 2nd half: 13-30 43.3% Game: 31-65 47.7%
 3FG % 1st Half: 7-13 53.8% 2nd half: 5-12 41.7% Game: 12-25 48.0%
 FT % 1st Half: 5-6 83.3% 2nd half: 10-16 62.5% Game: 15-22 68.2%

St. John's 56 • 7-17, 0-11 BE

#	Player	Total		3-Ptr		Rebounds		PF	TP	A	TO	Blk	Stl	Min	
		FG-FGA	FG-FGA	FT-FTA	Off	Def	Tot								
14	YAKWE, Kassoum	f	2-5	0-0	7-8	1	2	3	3	11	0	4	4	1	28
24	MVOUIKA, Ron	f	2-5	2-5	1-2	0	3	3	2	7	0	3	1	1	27
00	ELLISON, Malik	g	3-6	2-4	0-1	0	3	3	1	8	2	2	1	1	22
05	JOHNSON, Durand	g	2-11	1-4	0-0	0	3	3	3	5	2	1	0	1	15
10	BALAMOU, Felix	g	0-3	0-0	2-6	1	3	4	1	2	1	1	0	1	22
01	ALIBEGOVIC, Amar	g	0-2	0-2	2-4	0	2	2	1	2	0	2	1	0	14
02	JONES, Christian	g	2-5	0-0	0-0	0	2	2	0	4	0	4	0	1	14
04	MUSSINI, Federico	g	2-6	2-4	1-2	0	1	1	0	7	1	3	0	1	22
12	HOLIFIELD, Elijah	g	1-4	1-3	0-0	0	0	0	2	3	0	0	0	0	5
23	DIAL, Abdul	g	1-1	0-0	2-2	1	2	3	0	4	1	0	0	0	8
35	SIMA, Yankuba	g	0-1	0-0	3-7	2	3	5	3	3	3	1	0	0	23
Team						2	2	4							
Totals			15-49	8-22	18-32	7	26	33	17	56	10	21	7	7	200

FG % 1st Half: 7-21 33.3% 2nd half: 8-28 28.6% Game: 15-49 30.6%
 3FG % 1st Half: 3-8 37.5% 2nd half: 5-14 35.7% Game: 8-22 36.4%
 FT % 1st Half: 9-14 64.3% 2nd half: 9-18 50.0% Game: 18-32 56.3%

Officials: Michael Stephens, Tim Clougherty, Bo Boroski
 Technical fouls: Butler-GATHERS, Jordan. St. John's-TEAM.
 Attendance: 5602

Score by periods	1st	2nd	Total
Butler	48		

2015-16 Review



Official Basketball Box Score -- Game Totals -- Final Statistics Xavier vs Butler

2/13/16 2:30pm at Indianapolis, Ind. -- Hinkle Fieldhouse

Xavier 74 • 22-3 (10-3 BE)

##	Player	Total			3-Ptr			Rebounds			PF	TP	A	TO	Blk	Stl	Min
		FG-FGA	FG-FGA	FT-FTA	FG-FGA	FG-FGA	FT-FTA	Off	Def	Tot							
01	REYNOLDS, Jalen	f	3-4	0-0	0-0	0	2	2	4	6	0	2	0	0	0	8	
02	FARR, James	f	0-3	0-0	0-0	1	11	12	2	0	1	3	2	0	29		
05	BLUIETT, Trevon	g	5-12	1-5	0-1	0	4	4	0	11	1	1	0	0	34		
10	ABELL, Remy	g	5-8	1-3	1-1	0	1	1	1	12	1	1	0	0	31		
15	DAVIS, Myles	g	3-4	3-3	0-0	0	3	3	2	9	1	3	0	0	17		
00	AUSTIN JR., Larry	g	0-0	0-0	0-0	0	0	0	1	0	3	2	0	0	8		
04	SUMNER, Edmond	g	4-6	0-0	4-4	0	4	4	3	12	3	2	2	2	26		
22	GATES, Kaiser	g	2-3	1-2	2-4	1	1	2	1	7	0	0	1	1	15		
54	O'MARA, Sean	g	2-3	0-0	0-0	0	2	2	1	4	0	0	0	0	7		
55	MACURA, J.P.	g	5-8	3-5	0-0	0	2	2	0	13	2	1	0	1	25		
Team						0			2								
Totals			29-51	9-18	7-10	2	32	34	15	74	12	15	5	6	200		

FG % 1st Half: 17-26 65.4% 2nd half: 12-25 48.0% Game: 29-51 56.9%
3FG % 1st Half: 8-11 72.7% 2nd half: 1-7 14.3% Game: 9-18 50.0%
FT % 1st Half: 1-1 100.0 2nd half: 6-9 66.7% Game: 7-10 70.0%

Butler 57 • 17-8 (6-7 BE)

##	Player	Total			3-Ptr			Rebounds			PF	TP	A	TO	Blk	Stl	Min
		FG-FGA	FG-FGA	FT-FTA	FG-FGA	FG-FGA	FT-FTA	Off	Def	Tot							
04	WIDEMAN, Tyler	f	1-2	0-0	0-0	1	2	3	3	2	0	0	1	0	26		
45	CHRABASCZ, Andrew	f	5-13	2-4	0-0	0	0	0	1	12	0	1	2	1	34		
21	JONES, Roosevelt	g	2-11	0-0	1-3	4	6	10	4	5	4	2	0	0	32		
24	DUNHAM, Kellen	g	3-8	2-5	1-2	0	1	1	3	9	1	4	0	2	34		
30	MARTIN, Kelan	g	6-20	0-4	3-3	5	7	12	2	15	1	0	0	1	34		
00	ETHERINGTON, Austin	g	1-2	1-2	0-0	1	1	2	3	3	1	1	0	0	8		
01	LEWIS, Tyler	g	1-4	1-3	0-0	0	0	0	0	3	1	1	0	0	14		
05	GATHERS, Jordan	g	2-4	2-4	0-0	0	1	1	0	6	2	0	0	0	13		
13	DAVIS, Jackson	g	1-2	0-0	0-0	0	0	0	0	2	0	0	0	0	4		
51	FOWLER, Nate	g	0-0	0-0	0-0	0	0	0	0	0	0	0	0	0	1		
Team						0			2								
Totals			22-66	8-22	5-8	11	19	30	15	57	10	9	3	4	200		

FG % 1st Half: 12-35 34.3% 2nd half: 10-31 32.3% Game: 22-66 33.3%
3FG % 1st Half: 2-7 28.6% 2nd half: 6-15 40.0% Game: 8-22 36.4%
FT % 1st Half: 3-4 75.0% 2nd half: 2-4 50.0% Game: 5-8 62.5%

Officials: Mike Roberts, Brent Hampton, Nathan Farrell
Technical fouls: Xavier-None. Butler-None.
Attendance: 9344

Score by periods	1st	2nd	Total
Xavier	43	31	74
Butler	29	28	57

	In	Off	2nd	Fast	Bench
Points	36	9	0	6	36
XU	18	12	17	0	14
BUTLER					

Official Basketball Box Score -- Game Totals -- Final Statistics Creighton vs Butler

2/16/16 7:00pm at Indianapolis, Ind. -- Hinkle Fieldhouse

Creighton 75 • 17-10(8-6 BE)

##	Player	Total			3-Ptr			Rebounds			PF	TP	A	TO	Blk	Stl	Min
		FG-FGA	FG-FGA	FT-FTA	FG-FGA	FG-FGA	FT-FTA	Off	Def	Tot							
32	HEGNER, Toby	f	1-3	1-3	0-0	0	7	7	3	3	0	2	0	0	25		
41	GROSELLE, Geoffrey	c	1-5	0-0	4-4	2	5	7	3	6	0	2	3	0	20		
10	WATSON Jr., Maurice	g	10-19	1-3	1-2	0	2	2	4	22	6	4	0	0	38		
21	ZIERDEN, Isaiah	g	3-6	3-6	2-3	0	2	2	3	11	2	1	0	0	37		
23	MILLIKEN, James	g	3-12	2-8	7-9	0	4	4	1	15	3	1	0	0	37		
01	STEWART, Marlon	g	0-0	0-0	0-0	0	0	0	0	0	0	0	0	0	1		
02	THOMAS, Khryir	g	1-2	0-0	0-0	0	1	1	3	2	0	1	0	0	4		
04	HARRELL Jr., Ronnie	g	0-1	0-1	0-0	0	0	0	0	0	0	0	0	0	2		
11	CLEMENT, Tyler	g	0-0	0-0	0-0	0	0	0	0	0	0	0	0	0	2		
12	ALBERT, Malik	g	0-0	0-0	2-2	0	0	0	0	2	0	0	0	0	1		
13	HUFF, Cole	g	3-5	2-4	3-4	1	7	8	1	11	0	0	0	0	17		
40	HANSON, Zach	g	1-2	0-0	1-2	0	1	1	3	3	0	1	0	0	16		
Team						3			2								
Totals			23-55	9-25	20-26	6	31	37	21	75	11	11	5	1	200		

FG % 1st Half: 8-26 30.8% 2nd half: 15-29 51.7% Game: 23-55 41.8%
3FG % 1st Half: 4-13 30.8% 2nd half: 5-12 41.7% Game: 9-25 36.0%
FT % 1st Half: 9-12 75.0% 2nd half: 11-14 78.6% Game: 20-26 76.9%

Butler 88 • 18-8 (7-7 BE)

##	Player	Total			3-Ptr			Rebounds			PF	TP	A	TO	Blk	Stl	Min
		FG-FGA	FG-FGA	FT-FTA	FG-FGA	FG-FGA	FT-FTA	Off	Def	Tot							
04	WIDEMAN, Tyler	f	4-8	0-0	2-2	2	4	6	3	10	0	0	4	1	27		
45	CHRABASCZ, Andrew	f	2-6	1-2	1-2	1	5	6	2	6	3	3	0	0	23		
21	JONES, Roosevelt	g	4-8	0-0	4-4	1	4	5	3	12	6	1	1	1	34		
24	DUNHAM, Kellen	g	5-13	4-8	2-3	1	5	6	1	16	6	1	0	0	37		
30	MARTIN, Kelan	g	6-18	4-8	5-7	2	6	4	2	11	1	1	0	0	35		
00	ETHERINGTON, Austin	g	5-6	4-5	3-4	1	3	4	3	17	1	0	0	1	17		
01	LEWIS, Tyler	g	0-3	0-3	2-2	0	1	1	1	2	3	0	0	2	15		
05	GATHERS, Jordan	g	2-3	0-1	0-0	0	0	0	1	4	0	0	0	0	8		
10	PETTUS, Trey	g	0-0	0-0	0-0	0	0	0	0	0	0	0	0	0	1		
13	DAVIS, Jackson	g	0-0	0-0	0-0	0	0	0	0	1	0	0	0	0	1		
25	BENNETT, Steven	g	0-0	0-0	0-0	0	0	0	0	0	0	0	0	0	1		
51	FOWLER, Nate	g	0-0	0-0	0-0	0	0	0	0	0	0	0	0	0	1		
Team						1			2								
Totals			28-65	13-27	19-24	9	29	38	19	88	20	6	5	5	200		

FG % 1st Half: 13-35 37.1% 2nd half: 15-30 50.0% Game: 28-65 43.1%
3FG % 1st Half: 6-16 37.5% 2nd half: 7-11 63.6% Game: 13-27 48.1%
FT % 1st Half: 4-6 66.7% 2nd half: 15-18 83.3% Game: 19-24 79.2%

Officials: Pat Driscoll, Gary Prager, Rob Riley
Technical fouls: Creighton-None. Butler-None.
Attendance: 7330

Score by periods	1st	2nd	Total
Creighton	29	46	75
Butler	36	52	88

	In	Off	2nd	Fast	Bench
Points	24	7	5	4	18
CU	24	16	7	2	23
BUTLER					

Official Basketball Box Score -- Game Totals -- Final Statistics Butler vs Villanova

2/20/16 2:30 PM at The Pavilion (Villanova, Pa.)

Butler 67 • (18-9, 7-8 BE)

##	Player	Total			3-Ptr			Rebounds			PF	TP	A	TO	Blk	Stl	Min
		FG-FGA	FG-FGA	FT-FTA	FG-FGA	FG-FGA	FT-FTA	Off	Def	Tot							
04	WIDEMAN, Tyler	f	0-3	0-0	0-0	3	3	6	3	0	3	1	0	0	22		
30	MARTIN, Kelan	g	6-18	3-9	4-6	0	3	3	2	19	2	0	0	0	35		
45	CHRABASCZ, Andrew	f	3-6	1-2	2-4	2	5	7	0	9	1	0	0	0	35		
21	JONES, Roosevelt	g	6-13	0-0	4-8	3	2	5	4	16	2	2	1	1	34		
24	DUNHAM, Kellen	g	5-12	1-4	2-2	2	6	8	4	13	1	1	0	1	36		
00	ETHERINGTON, Austin	g	2-3	1-2	1-2	0	2	2	3	6	0	1	0	1	18		
01	LEWIS, Tyler	g	0-2	0-1	0-0	0	0	0	2	0	1	0	0	1	10		
05	GATHERS, Jordan	g	0-2	0-1	0-0	0	1	1	0	1	0	0	0	0	5		
13	DAVIS, Jackson	g	2-3	0-0	0-0	1	0	1	0	4	0	1	0	1	3		
25	BENNETT, Steven	g	0-0	0-0	0-0	0	0	0	0	0	0	0	0	0	1		
51	FOWLER, Nate	g	0-0	0-0	0-0	0	0	0	0	0	0	0	0	0	1		
Team						2			4								
Totals			24-62	6-19	13-22	13	24	37	19	67	11	7	1	5	200		

FG % 1st Half: 9-26 34.6% 2nd half: 15-36 41.7% Game: 24-62 38.7%
3FG % 1st Half: 3-10 30.0% 2nd half: 3-9 33.3% Game: 6-19 31.6%
FT % 1st Half: 4-8 50.0% 2nd half: 9-14 64.3% Game: 13-22 59.1%

Villanova 77 • (24-3, 13-1 BE)

##	Player	Total			3-Ptr			Rebounds			PF	TP	A	TO	Blk	Stl	Min
----	--------	-------	--	--	-------	--	--	----------	--	--	----	----	---	----	-----	-----	-----



2015-16 Review

Official Basketball Box Score -- Game Totals -- Final Statistics Seton Hall vs Butler

3/2/16 8:30pm at Indianapolis, Ind. -- Hinkle Fieldhouse

#	Player	Total		3-Ptr		Rebounds			PF	TP	A	TO	Blk	Stl	Min
		FG	FGA	FT	FTA	Off	Def	Tot							
14	SANOGO, Ismael	f	3-4	0-0	3-3	1	7	8	5	9	0	0	1	3	33
20	RODRIGUEZ, Desi	f	3-8	0-2	6-7	0	4	4	3	12	3	2	0	1	32
31	DELGADO, Angel	f	3-8	0-0	2-2	3	4	7	3	8	1	1	0	0	36
00	CARRINGTON, Khadeen	g	8-16	2-5	0-0	1	3	4	0	18	2	2	0	0	38
15	WHITEHEAD, Isaiah	g	9-23	4-12	5-6	1	5	6	4	27	3	4	3	34	
01	NZEI, Michael	g	0-1	0-0	0-0	1	0	1	0	0	0	0	0	4	
21	SOFFER, Dalton	g	0-0	0-0	0-0	0	0	0	0	0	0	0	0	0+3	
25	ANTHONY, Rashed	g	0-0	0-0	0-0	1	0	1	0	1	1	0	0	4	
32	GORDON, Derrick	g	2-7	0-0	0-0	0	0	0	2	4	0	0	0	1	16
33	SINGH, Veer	g	0-0	0-0	0-0	0	0	0	1	0	0	0	0	3	
Team						1	1	2							
Totals			28-67	6-19	16-18	9	24	33	19	78	10	9	4	6	200

FG % 1st Half: 11-33 33.3% 2nd half: 17-34 50.0% Game: 28-67 41.8%
 3FG % 1st Half: 1-8 12.5% 2nd half: 5-11 45.5% Game: 6-19 31.6%
 FT % 1st Half: 5-6 83.3% 2nd half: 11-12 91.7% Game: 16-18 88.9%

Deadball Rebound: 4,1

Butler 85 • 20-9 (9-8 BE)

#	Player	Total		3-Ptr		Rebounds			PF	TP	A	TO	Blk	Stl	Min
		FG	FGA	FT	FTA	Off	Def	Tot							
04	WIDEMAN, Tyler	f	1-3	0-0	4-4	0	6	6	5	6	0	1	4	2	21
45	CHRABASCZ, Andrew	f	4-6	0-1	1-1	1	2	3	3	9	1	0	1	1	35
21	JONES, Roosevelt	g	6-11	0-0	8-13	1	4	5	3	20	5	4	1	0	38
24	DUNHAM, Kellen	g	7-14	4-9	4-6	0	1	1	0	22	2	1	0	0	39
30	MARTIN, Kelan	g	4-12	1-4	4-4	1	8	9	3	13	1	3	1	0	35
00	ETHERINGTON, Austin	g	2-2	2-2	2-2	0	3	3	4	8	1	0	0	1	22
01	LEWIS, Tyler	g	1-2	0-1	2-2	0	0	0	0	4	2	1	0	0	7
05	GATHERS, Jordan	g	1-1	1-1	0-0	0	0	0	0	3	0	0	0	0	1
13	DAVIS, Jackson	g	0-0	0-0	0-0	0	0	0	0	0	0	0	0	2	
Team						1	2	3							
Totals			26-51	8-18	25-32	4	26	30	18	85	12	10	7	4	200

FG % 1st Half: 13-27 48.1% 2nd half: 13-24 54.2% Game: 26-51 51.0%
 3FG % 1st Half: 7-12 58.3% 2nd half: 1-6 16.7% Game: 8-18 44.4%
 FT % 1st Half: 10-12 83.3% 2nd half: 15-20 75.0% Game: 25-32 78.1%

Deadball Rebound: 3,2

Officials: Pat Driscoll, Tony Greene, Evon Burroughs
 Technical fouls: Seton Hall-None. Butler-None.
 Attendance: 7392

Score by periods	1st	2nd	Total
Seton Hall	28	50	78
Butler	43	42	85

	In	Off	2nd	Fast	Bench
Seton Hall	40	10	8	6	4
Butler	30	9	7	4	15

Official Basketball Box Score -- Game Totals -- Final Statistics Marquette vs Butler

3/5/16 2:30pm at Indianapolis, Ind. -- Hinkle Fieldhouse

#	Player	Total		3-Ptr		Rebounds			PF	TP	A	TO	Blk	Stl	Min
		FG	FGA	FT	FTA	Off	Def	Tot							
13	ELLENSON, Henry	f	10-17	0-2	9-11	3	5	8	4	29	1	4	1	0	32
40	FISCHER, Luke	c	3-3	0-0	0-0	0	1	1	4	6	2	3	1	0	19
21	CARTER, Traci	g	2-6	0-3	4-6	0	3	3	4	8	5	2	0	1	29
23	JOHNSON, Jajuan	g	4-6	1-2	0-0	0	1	1	0	9	0	0	0	1	20
25	CHEATHAM, Haanif	g	0-6	0-3	0-0	0	2	2	0	1	1	0	0	3	30
01	WILSON, Duane	g	3-6	2-3	2-6	0	2	2	4	10	1	2	0	1	29
02	ANIM, Sacar	g	0-0	0-0	1-2	0	0	0	0	1	0	0	0	3	
05	COHEN III, Sandy	g	3-7	2-4	3-3	0	3	3	3	11	1	2	1	0	30
22	ELLENSON, Wally	g	0-1	0-0	0-0	1	2	3	0	0	1	1	0	0	8
Team						2	0	2	1						
Totals			25-52	5-17	19-28	6	19	25	24	74	11	15	3	6	200

FG % 1st Half: 10-21 47.6% 2nd half: 15-31 48.4% Game: 25-52 48.1%
 3FG % 1st Half: 1-5 20.0% 2nd half: 4-12 33.3% Game: 5-17 29.4%
 FT % 1st Half: 13-17 76.5% 2nd half: 6-11 54.5% Game: 19-28 67.9%

Deadball Rebound: 6

Butler 95 • 21-9 (10-8 BE)

#	Player	Total		3-Ptr		Rebounds			PF	TP	A	TO	Blk	Stl	Min
		FG	FGA	FT	FTA	Off	Def	Tot							
00	ETHERINGTON, Austin	f	5-8	3-6	5-6	1	4	5	3	18	1	1	1	1	29
04	WIDEMAN, Tyler	f	1-3	0-0	3-6	2	1	3	2	5	0	2	1	1	22
05	GATHERS, Jordan	g	3-7	2-6	0-0	1	1	2	3	8	2	0	0	2	17
21	JONES, Roosevelt	g	7-12	0-0	1-5	0	6	6	1	15	6	3	0	0	33
24	DUNHAM, Kellen	g	3-3	1-1	5-5	0	1	1	2	12	2	0	0	0	29
01	LEWIS, Tyler	g	2-4	1-2	0-0	0	0	0	2	5	2	1	0	0	10
10	PETTUS, Trey	g	0-0	0-0	0-0	0	0	0	0	0	0	0	0	0	2
13	DAVIS, Jackson	g	1-1	0-0	0-0	0	0	0	0	2	2	0	0	0	4
25	BENNETT, Steven	g	0-0	0-0	0-0	0	0	0	0	0	0	0	0	0	2
30	MARTIN, Kelan	g	6-12	1-4	2-4	2	7	9	3	15	2	3	0	0	27
45	CHRABASCZ, Andrew	g	4-6	0-1	7-8	2	1	3	4	15	1	2	0	1	23
51	FOWLER, Nate	g	0-1	0-0	0-0	0	0	0	1	0	0	0	0	0	2
Team						0	2	2							
Totals			32-57	8-20	23-35	8	23	31	23	95	16	12	2	5	200

FG % 1st Half: 19-31 61.3% 2nd half: 13-26 50.0% Game: 32-57 56.1%
 3FG % 1st Half: 5-10 50.0% 2nd half: 3-10 30.0% Game: 8-20 40.0%
 FT % 1st Half: 10-15 66.7% 2nd half: 13-20 65.0% Game: 23-35 65.7%

Deadball Rebound: 10,1

Officials: Mike Roberts, Lamar Simpson, Alfred Smith
 Technical fouls: Marquette-TEAM. Butler-None.
 Attendance: 9244

Score by periods	1st	2nd	Total
Marquette	34	40	74
Butler	53	42	95

	In	Off	2nd	Fast	Bench
Marquette	34	14	5	8	22
Butler	40	23	5	8	37

Official Basketball Box Score -- Game Totals -- Final Statistics Marquette vs Butler

3/5/16 2:30pm at Indianapolis, Ind. -- Hinkle Fieldhouse

#	Player	Total		3-Ptr		Rebounds			PF	TP	A	TO	Blk	Stl	Min
		FG	FGA	FT	FTA	Off	Def	Tot							
13	ELLENSON, Henry	f	10-17	0-2	9-11	3	5	8	4	29	1	4	1	0	32
40	FISCHER, Luke	c	3-3	0-0	0-0	0	1	1	4	6	2	3	1	0	19
21	CARTER, Traci	g	2-6	0-3	4-6	0	3	3	3	8	5	2	0	1	29
23	JOHNSON, Jajuan	g	4-6	1-2	0-0	0	1	1	0	9	0	0	0	1	20
25	CHEATHAM, Haanif	g	0-6	0-3	0-0	0	2	2	0	1	1	0	0	3	30
01	WILSON, Duane	g	3-6	2-3	2-6	0	2	2	4	10	1	2	0	1	29
02	ANIM, Sacar	g	0-0	0-0	1-2	0	0	0	0	1	0	0	0	0	3
05	COHEN III, Sandy	g	3-7	2-4	3-3	0	3	3	3	11	1	2	1	0	30
22	ELLENSON, Wally	g	0-1	0-0	0-0	1	2	3	0	0	1	1	0	0	8
Team						2	0	2							
Totals			25-52	5-17	19-28	6	19	25	24	74	11	15	3	6	200

FG % 1st Half: 10-21 47.6% 2nd half: 15-31 48.4% Game: 25-52 48.1%
 3FG % 1st Half: 1-5 20.0% 2nd half: 4-12 33.3% Game: 5-17 29.4%
 FT % 1st Half: 13-17 76.5% 2nd half: 6-11 54.5% Game: 19-28 67.9%

Deadball Rebound: 6

Butler 95 • 21-9 (10-8 BE)

#	Player	Total		3-Ptr		Rebounds			PF	TP	A	TO	Blk	Stl	Min
		FG	FGA	FT	FTA	Off	Def	Tot							
00	ETHERINGTON, Austin	f	5-8	3-6	5-6	1	4	5	3	18	1	1	1	1	29
04	WIDEMAN, Tyler	f	1-3	0-0	3-6	2	1	3	2	5	0	2	1	1	22
05	GATHERS, Jordan	g	3-7	2-6	0-0	1	1	2	3	8	2	0	0	2	17
21	JONES, Roosevelt	g	7-12	0-0	1-5	0	6	6	1	15	6	3	0	0	33
24	DUNHAM, Kellen	g	3-3	1-1	5-5	0	1	1	2	12	2	0	0	0	29
01	LEWIS, Tyler	g	2-4	1-2	0-0	0	0	0	2	5	2	1	0	0	10
10	PETTUS, Trey	g	0-0	0-0	0-0	0	0	0	0	0	0	0	0	0	2
13	DAVIS, Jackson	g	1-1	0-0	0-0	0	0	0							

2015-16 Review



Official Basketball Box Score -- Game Totals -- Final Statistics Butler vs Texas Tech 3/17/16 12:40pm at Raleigh, NC

Butler 71 • 22-10

##	Player	Total		3-Ptr		Rebounds			PF	TP	A	TO	Blk	Stl	Min
		FG-FGA	FG-FGA	FT-FTA	Off	Def	Tot								
04	WIDEMAN, Tyler	* 6-6	0-0	2-2	3	4	7	4	14	1	2	0	1	29	
21	JONES, Roosevelt	* 1-8	0-0	2-5	1	7	8	1	4	6	4	0	2	38	
24	DUNHAM, Kellen	* 8-15	5-9	2-2	0	2	2	0	23	2	1	0	2	31	
30	MARTIN, Kelan	* 4-9	2-4	1-1	1	6	7	2	11	2	1	1	2	32	
45	CHRABASCZ, Andrew	* 4-8	1-1	4-4	0	4	4	2	13	3	0	1	1	35	
00	ETHERINGTON, Austin	0-1	0-1	1-2	0	1	1	3	1	0	4	0	2	17	
01	LEWIS, Tyler	1-2	0-0	0-0	0	1	1	0	2	0	1	0	0	4	
05	GATHERS, Jordan	1-2	1-2	0-0	0	0	0	2	3	0	0	0	0	14	
Team					3	1	4			1					
Totals		25-51	9-17	12-16	8	26	34	14	71	14	14	2	10	200	
FG % 1st Half: 12-26 46.2%		2nd half: 13-25 52.0%		Game: 25-51 49.0%		Deadball Rebounds 0									
3FG % 1st Half: 4-10 40.0%		2nd half: 5-7 71.4%		Game: 9-17 52.9%											
FT % 1st Half: 2-4 50.0%		2nd half: 10-12 83.3%		Game: 12-16 75.0%											

Texas Tech 61 • 19-13

##	Player	Total		3-Ptr		Rebounds			PF	TP	A	TO	Blk	Stl	Min
		FG-FGA	FG-FGA	FT-FTA	Off	Def	Tot								
05	Gray, Justin	* 4-11	1-3	1-2	2	4	6	1	10	2	0	0	0	34	
11	Smith, Zach	* 4-6	0-0	0-2	0	4	4	1	8	1	3	2	1	34	
12	Evans, Keenan	* 3-8	0-1	0-1	2	5	7	2	6	6	3	0	0	29	
20	Gotcher, Toddrick	* 2-7	0-3	1-2	0	1	1	2	5	1	1	1	1	28	
34	Temple, Matthew	* 1-1	0-0	0-0	0	1	1	2	2	1	0	1	0	12	
00	Williams, Devaugntah	7-14	4-8	0-0	0	1	1	1	18	0	4	0	2	24	
02	Thomas, Devon	0-0	0-0	0-0	0	0	0	1	0	0	1	0	2	4	
15	Ross, Aaron	3-6	2-3	2-2	1	5	6	3	10	1	0	0	1	24	
32	Odiase, Norense	1-1	0-0	0-0	0	1	1	3	2	2	2	0	1	11	
Team					1	0	1								
Totals		25-54	7-18	4-9	6	22	28	16	61	14	14	4	8	200	
FG % 1st Half: 12-26 46.2%		2nd half: 13-28 46.4%		Game: 25-54 46.3%		Deadball Rebounds 2									
3FG % 1st Half: 2-9 22.2%		2nd half: 5-9 55.6%		Game: 7-18 38.9%											
FT % 1st Half: 2-3 66.7%		2nd half: 2-6 33.3%		Game: 4-9 44.4%											

Officials: Doug Simons, John Gaffney, Matthew Potter
 Technical fouls: Butler-None. Texas Tech-None.
 Attendance:

Score by periods	1st	2nd	Total
Butler	30	41	71
Texas Tech	28	33	61

Points	In	Off	2nd	Fast	Bench
BUTLER	28	16	6	17	6
TTU	28	9	6	5	30

Official Basketball Box Score -- Game Totals -- Final Statistics Butler vs Virginia 3/19/16 7:10pm at Raleigh, NC

Butler 69 • 22-11

##	Player	Total		3-Ptr		Rebounds			PF	TP	A	TO	Blk	Stl	Min
		FG-FGA	FG-FGA	FT-FTA	Off	Def	Tot								
04	WIDEMAN, Tyler	* 2-4	0-0	1-2	1	2	3	2	5	1	2	1	0	16	
21	JONES, Roosevelt	* 6-16	0-0	6-8	3	2	5	4	18	2	0	0	2	33	
24	DUNHAM, Kellen	* 3-8	2-7	0-0	0	0	0	0	8	2	1	0	1	38	
30	MARTIN, Kelan	* 2-8	0-2	2-2	0	5	5	2	6	0	0	0	1	31	
45	CHRABASCZ, Andrew	* 9-13	4-4	3-5	0	2	2	2	25	0	1	0	1	35	
00	ETHERINGTON, Austin	2-3	1-1	0-0	0	3	3	5	5	2	0	0	2	27	
01	LEWIS, Tyler	1-1	0-0	0-0	0	2	2	1	2	0	0	0	0	9	
05	GATHERS, Jordan	0-1	0-1	0-0	0	1	1	1	0	2	0	0	0	11	
Team					0	1	1								
Totals		25-54	7-15	12-17	4	18	22	17	69	9	4	1	7	200	
FG % 1st Half: 10-22 45.5%		2nd half: 15-32 46.9%		Game: 25-54 46.3%		Deadball Rebound 3,1									
3FG % 1st Half: 2-5 40.0%		2nd half: 5-10 50.0%		Game: 7-15 46.7%											
FT % 1st Half: 3-6 50.0%		2nd half: 9-11 81.8%		Game: 12-17 70.6%											

Virginia 77 • 28-7

##	Player	Total		3-Ptr		Rebounds			PF	TP	A	TO	Blk	Stl	Min
		FG-FGA	FG-FGA	FT-FTA	Off	Def	Tot								
00	Hall, Devon	* 2-6	0-2	0-0	0	5	5	2	4	0	3	0	0	30	
13	Gill, Anthony	* 7-9	0-0	5-6	1	7	8	2	19	1	0	0	0	34	
15	Brogdon, Malcolm	* 8-14	0-3	6-6	1	4	5	2	22	5	2	1	2	39	
21	Wilkins, Isaiah	* 1-2	0-0	0-0	1	2	3	1	2	1	0	1	0	16	
32	Perrantes, London	* 2-7	1-3	3-4	0	4	4	2	8	3	3	0	1	38	
04	Shayok, Marial	4-9	1-2	3-5	0	3	3	1	12	1	0	0	0	25	
10	Tobey, Mike	5-5	0-0	0-0	2	0	2	2	10	0	0	0	0	9	
11	Nolte, Evan	0-0	0-0	0-0	0	0	0	0	0	0	0	0	0	6	
51	Thompson, Darius	0-0	0-0	0-0	0	0	0	1	0	0	1	0	0	3	
Team					1	1	2								
Totals		29-52	2-10	17-21	6	26	32	13	77	11	9	2	3	200	
FG % 1st Half: 10-26 38.5%		2nd half: 19-26 73.1%		Game: 29-52 55.8%		Deadball Rebound 2,1									
3FG % 1st Half: 1-5 20.0%		2nd half: 1-5 20.0%		Game: 2-10 20.0%											
FT % 1st Half: 2-2 100.0%		2nd half: 15-19 78.9%		Game: 17-21 81.0%											

Officials: Joseph DeRosa, Jeff Clark, Gene Steratore
 Technical fouls: Butler-None. Virginia-None.
 Attendance: 19433

Fouled Out: Butler: #0 Etherington, A. @ 0:12.8 in 2nd half
 2016 NCAA Tournament Second Round

Score by periods	1st	2nd	Total
Butler	25	44	69
Virginia	23	54	77

Points	In	Off	2nd	Fast	Bench
BUTLER	32	14	9	6	7
VA	42	5	12	4	22



History/Records



Butler Records



Individual

MOST GAMES PLAYED

Season: 38, Matt Howard, 2009-10; Shelvin Mack, 2009-10 & 2010-11; Ronald Nored, 2009-10; Zach Hahn, 2009-10; Avery Jukes, 2009-10; Shawn Vanzant, 2009-10 & 2010-11; Andrew Smith, 2010-11; Chase Stigall, 2010-11; Khyle Marshall, 2010-11
Career: 143, Ronald Nored, 2008-12

MOST GAMES STARTED

Season: 38, Matt Howard, 2009-10; Shelvin Mack, 2009-10
Career: 134, Roosevelt Jones, 2011-16

MOST POINTS

Game: 54, Darrin Fitzgerald vs. Detroit, 2/9/87
Season: 770, Darin Archbold, 1991-92
Career: 2,321, Chad Tucker, 1983-88

BEST SCORING AVERAGE

Season: 27.8, Billy Shepherd, 1969-70
Career: 24.1, Billy Shepherd, 1969-72

MOST FIELD GOALS

Game: 20, Oscar Evans vs. Indianapolis, 12/6/71
Season: 287, Billy Shepherd, 1969-70
Career: 912, Chad Tucker, 1983-88

MOST FIELD GOAL ATTEMPTS

Game: 36, Billy Shepherd vs. Indiana State, 1/7/70 & 2/7/70
Season: 652, Billy Shepherd, 1969-70
Career: 1,722, Darrin Fitzgerald, 1983-87

BEST FIELD GOAL PERCENTAGE

Game (Min. 10 made): 1.000 (13-13), Ted Guzek vs. Michigan, 12/15/56
Season (4.0 made/game): .657 (155-236), Duane Lightfoot, 2002-03
Career (300 made): .594 (300-505), Duane Lightfoot, Jr., 2000-04

MOST THREE-POINT FIELD GOALS

Game: 12, Darrin Fitzgerald vs. Detroit, 2/9/87
Season: 158, Darrin Fitzgerald, 1986-87
Career: 314, Bruce Horan, 2002-06

MOST THREE-POINT FIELD GOAL ATTEMPTS

Game: 22, Darrin Fitzgerald vs. Detroit, 2/9/87
Season: 362, Darrin Fitzgerald, 1986-87
Career: 773, Bruce Horan, 2002-06

BEST THREE-POINT FIELD GOAL PCT.

Game: 1.000 (7-7), Avery Sheets vs. Loyola, 2/3/05; Kellen Dunham (7-7) vs. Seton Hall, 3/8/14
Season: .519 (81-156), Pete Campbell, 2006-07
Career: .483 (183-379), Pete Campbell, 2006-08

MOST FREE THROWS

Game: 19, Ken Pennington vs. Illinois, 12/3/59
Season: 196, Mike Green, 2006-07
Career: 669, Matt Howard, 2007-11

MOST FREE THROW ATTEMPTS

Game: 22, Ken Pennington vs. Illinois, 12/3/59
Season: 264, Mike Green, 2006-07
Career: 855, Matt Howard, 2007-11



Matt Howard, who helped lead Butler to consecutive Final Four appearances, set a school mark with 669 career free throws made.

MOST CONSECUTIVE FREE THROWS MADE

85, Darnell Archey, 2/15/01 - 1/18/03 (NCAA Division I record)

BEST FREE THROW PCT.

Game (Min. 10 made): 1.000 (17-17), Bobby Plump vs. Evansville, 1/11/58
Season (2.0 made/game): .973 (72-74), Darnell Archey, 2002-03
Career (150 made): .951, Darnell Archey, 1999-03

BEST REBOUNDING AVERAGE

Season: 13.6, Daryl Mason, 1972-73
Career: 12.3, Daryl Mason, 1971-74

MOST REBOUNDS

Game: 26, Daryl Mason vs. Evansville, 1/1/73
Season: 354, Daryl Mason, 1972-73
Career: 961, Daryl Mason, 1971-74

MOST ASSISTS

Game: 15, Thomas Jackson vs. Detroit, 3/7/00
Season: 193, Ronald Nored, 2011-12
Career: 540, Thomas Jackson, 1998-02

MOST STEALS

Game: 8, Brett Etherington vs. Wisconsin, 12/15/90
Season: 74, Thomas Jackson, 2001-02; Alex Barlow, 2014-15
Career: 207, Thomas Jackson, 1998-02; Ronald Nored, 2008-12

MOST BLOCKED SHOTS

Game: 7, Darren Fowlkes vs. Indiana State, 12/27/86; Rolf van Rijn vs. Anderson, 12/4/96; Rolf van Rijn vs. IUPUI, 12/10/97
Season: 64, Rolf van Rijn, 1996-97; '97-98
Career: 203, Rolf van Rijn, 1994-98

Butler Leading Scorers By Class

Freshman	
Player, Year	Points
Tony Warren, 1979-80	476
Gordon Hayward, 2008-09	420
Matt Howard, 2007-08	417
Shelvin Mack, 2008-09	382
Darrin Fitzgerald, 1983-84	377
Chad Tucker, 1983-84	375
Lynn Mitchem, 1979-80	354
A. J. Graves, 2004-05	312
J. P. Brens, 1989-90	307
Wayne Burris, 1973-74	304

Sophomore	
Player, Year	Points
Billy Shepherd, 1969-70	724
Chad Tucker, 1984-85	573
Gordon Hayward, 2009-10	572
Shelvin Mack, 2009-10	536
Kelan Martin, 2015-16	517
Kellen Dunham, 2013-14	508
Matt Howard, 2008-09	475
Darrin Fitzgerald, 1984-85	455
Lynn Mitchem, 1980-81	451
Jeff Blue, 1961-62	447

Junior	
Player, Year	Points
Darin Archbold, 1990-91	633
Billy Shepherd, 1970-71	623
Shelvin Mack, 2010-11	609
Chad Tucker, 1985-86	609
A. J. Graves, 2006-07	591
Kellen Dunham, 2014-15	561
Ed Schilling, 1965-66	538
Lynn Mitchem, 1981-82	535
Ted Guzek, 1956-57	531
Tom Bowman, 1961-62	515
Jon Neuhaus, 1996-97	505
Mike Green, 2006-07	499

Senior	
Player, Year	Points
Darin Archbold, 1991-92	770
Darrin Fitzgerald, 1986-87	734
Chad Tucker, 1987-88	674
Tim McRoberts, 1983-84	614
Matt Howard, 2010-11	608
Brandon Polk, 2005-06	593
Rotnei Clarke, 2012-13	558
Dave Sanders, 1964-65	536
Kellen Dunham, 2015-16	535
Jermaine Guice, 1993-94	528



Butler Records

Team

MOST GAMES

Season: 38, 2009-10; 2010-11

MOST POINTS

First Half: 71, vs. Citadel, Nov. 14, 2015

Second Half: 73, vs. Citadel, Nov. 14, 2015

Game: 144, vs. Citadel, Nov. 14, 2015

Game (Regulation): 144, vs. Citadel, Nov. 14, 2015

Season: 2,707 (38 games), 2010-11

MOST POINTS BY AN OPPONENT

Game: 136, Evansville (2OT), Feb. 9, 1991

MOST COMBINED POINTS

Game: 264, Evansville (136) vs. Butler (128), Feb. 9, 1991 (2OT)

BEST SCORING AVERAGE

Season: 89.0 (26 games), 1969-70

MOST FIELD GOALS

Game: 56, vs. Citadel, Nov. 14, 2015

Season: 919 (26 games), 1969-70; (38 games) 2010-11

MOST FIELD GOAL ATTEMPTS

Game: 110 vs. Wabash, Feb. 1, 1960

Season: 2,122 (38 games), 2010-11

BEST FIELD GOAL PERCENTAGE

Game: .719 (41-57) vs. Maine, Nov. 15, 2014

Season: .524 (845-1614), 1979-80

MOST CONSECUTIVE FIELD GOALS MADE

Game: 15, vs. St. Francis (N.Y.), Dec. 28, 1993

MOST THREE-POINT FIELD GOALS

Game: 20, at Cleveland State, Feb. 8, 2007

Season: 321, 2006-07

MOST THREE-POINT FIELD GOAL ATTEMPTS

Game: 42, at UIC, Jan. 10, 2007

Season: 871, 2006-07

BEST THREE-POINT FIELD GOAL %

Game (5 made): .857 (6-7) vs. Florida

International, Jan. 18, 1999

Season: .419 (198-473), 1986-87

MOST CONSECUTIVE THREE-POINT FG'S

Game: 7, vs. Detroit Mercy, Feb. 4, 1993

MOST FREE THROWS

Game: 51 vs. Evansville (2OT), Feb. 9, 1991

Season: 725 (29 games), 1990-91

MOST FREE THROW ATTEMPTS

Game: 63 vs. Sacramento State, Jan. 3, 1995

Season: 922 (29 games), 1990-91

BEST FREE THROW PERCENTAGE

Game (15 made): 1.000, (20-20) vs. Providence,

Mar. 7, 2015; (16-16) vs. Cleveland State, Nov. 30, 1974

Season: .799 (413-517), 1987-88

MOST REBOUNDS

Game: 70 vs. Wabash, Jan. 12, 1970

Season: 1,337 (38 games), 2010-11

BEST REBOUND AVERAGE

Season: 49.7 (26 games), 1972-73

MOST ASSISTS

Game: 31, vs. Oral Roberts, Feb. 20, 1984

Season: 476, 1979-80

MOST STEALS

Game: 18, vs. Wisconsin, Dec. 15, 1990

Season: 269, 1990-91

MOST BLOCKED SHOTS

Game: 12, vs. Anderson, Dec. 4, 1996

Season: 123, 1996-97 (33 games), 2011-12 (37 games)

MOST TURNOVERS

Game: 31, at Dayton, Jan. 25, 1990

Season: 513, 1991-92

MOST PERSONAL FOULS

Game: 39 at Detroit, Feb. 4, 1989; vs. Evansville, Feb. 9, 1991

Season: 688, 2006-07

MOST VICTORIES

Season: 33, 2009-10 (33-5)

Consecutive Seasons: 61, 2009-10 (33-5) & 2010-11 (28-10)

Three Consecutive Seasons: 89, 2007-10

Four Consecutive Seasons: 118, 2006-10

BEST WINNING PERCENTAGE

Season: .895 (17-2), 1930-31; 1928-29

LARGEST WINNING MARGIN

Game: 73 (144-71), vs. Citadel, Nov. 14, 2015

Modern Record (Since 1945): 73 (144-71), vs. Citadel, Nov. 14, 2015

Season: 12.5 ppg, 2001-02

LARGEST LOSING MARGIN

Game: 54 vs. Illinois (88-34), 1954-55

Season: 9.6 ppg, 1950-51

MOST CONSECUTIVE VICTORIES

Season: 25, 2009-10


MOST OVERTIME GAMES

Season: 7, 1996-97

MOST OVERTIME PERIODS

Game: 5 vs. Wabash, Feb. 1, 1960

Season: 9, 1986-87



Darrin Fitzgerald

Butler's NCAA Statistical Champs

Individual 3-Point Field Goals		
1986-87	Darrin Fitzgerald	158
Individual Free Throw Shooting		
1990-91	Darin Archbold	.912
Team Free Throw Shooting		
1987-88	Butler	.799
1990-91	Butler	.786
Team Fewest Turnovers Per Game		
2006-07	Butler	9.5

Hinkle Fieldhouse Records

Most Points, Butler Player - 54, Darrin Fitzgerald vs. Detroit, 2/9/87

Most Points, Opponent Player - 50, Austin Carr, Notre Dame, 2/23/70

Most Points, Butler Team - 144, vs. Citadel, 11/14/15

Most Points, Opponent Team - 136, Evansville, 2/9/91

ATTENDANCE

Single Game - 15,000 vs. Notre Dame, 2/23/70


Single Game (Since 1989) - 11,043 vs. Indiana, 11/27/93; vs. UW-Milwaukee, 3/1/03

Single Season - 118,225 (14 games), 1962-63

Single Season - 130,637 (16 games), 2015-16

Note: Butler renovated the interior of Hinkle Fieldhouse in 1989, reducing the seating capacity from 15,000 to 11,043. The current capacity is 9,100.

Butler Records



Darin Archbold led Butler in scoring for three straight seasons, 1989-1992.

Year-By-Year Scoring Leaders

Year	Player	Pts.	Avg.
2015-16	Kellen Dunham	535	16.2
2014-15	Kellen Dunham	561	16.5
2013-14	Kellen Dunham	508	16.4
2012-13	Rotnei Clarke	559	16.9
2011-12	Andrew Smith	403	10.9
2010-11	Matt Howard	608	16.4
2009-10	Gordon Hayward	572	15.5
2008-09	Matt Howard	475	14.8
2007-08	Mike Green	497	14.6
2006-07	A. J. Graves	591	16.9
2005-06	Brandon Polk	593	18.0
2004-05	Brandon Polk	382	13.6
2003-04	Duane Lightfoot	332	11.9
2002-03	Brandon Miller	394	11.9
2001-02	Rylan Haijje	487	15.2
2000-01	Thomas Jackson	415	13.0
1999-00	LaVall Jordan	363	11.7
1998-99	Mike Marshall	307	9.6
1997-98	Jon Neuhouser	417	12.6
1996-97	Jon Neuhouser	505	15.3
1995-96	Jon Neuhouser	341	12.6
1994-95	Chris Miskel	334	13.9
1993-94	Jermaine Guice	528	18.2
1992-93	Jermaine Guice	483	17.3
1991-92	Darin Archbold	770	24.8
1990-91	Darin Archbold	633	21.8
1989-90	Darin Archbold	334	11.9
1988-89	Darren Fowlkes	526	18.8
1987-88	Chad Tucker	674	24.1
1986-87	Darrin Fitzgerald	734	26.2
1985-86	Chad Tucker	609	21.8
1984-85	Chad Tucker	573	19.8
1983-84	Tim McRoberts	614	21.9
1982-83	Lynn Mitchem	458	16.4
1981-82	Lynn Mitchem	535	19.8
1980-81	Lynn Mitchem	451	16.7
1979-80	Tony Warren	453	17.4
1978-79	Tom Orner	430	15.9
1977-78	Tom Orner	477	18.4
1976-77	Wayne Burris	415	15.3
1975-76	Wayne Burris	470	17.4

1974-75	Wayne Burris	342	13.2
1973-74	Marty Monserez	343	13.2
1972-73	Kent Ehret	440	16.9
1971-72	Oscar Evans	481	20.1
1970-71	Billy Shepherd	623	24.0
1969-70	Billy Shepherd	724	27.8
1968-69	Steve Norris	455	17.5
1967-68	Doug Wininger	357	14.9
1966-67	Ed Schilling	396	14.7
1965-66	Ed Schilling	538	20.7
1964-65	Dave Sanders	536	20.6
1963-64	Jeff Blue	484	18.6
1962-63	Jeff Blue	461	17.7
1961-62	Tom Bowman	515	18.4
1960-61	Gerry Williams	430	16.5
1959-60	Ken Pennington	478	18.4
1958-59	Bill Scott	512	18.3
1957-58	Bobby Plump	510	19.6
1956-57	Ted Guzek	531	21.2
1955-56	Ted Guzek	365	15.9
1954-55	Wally Cox	254	10.6
1953-54	Keith Greve	427	17.1
1952-53	Keith Greve	394	17.1
1951-52	Orvis Burdsall	258	10.8
1950-51	Orvis Burdsall	262	10.9
1949-50	"Buckshot" O'Brien	420	18.3
1948-49	"Buckshot" O'Brien	364	15.8
1947-48	"Buckshot" O'Brien	251	11.9
1946-47	Charles Maas	259	11.3

Year-By-Year Rebounding Leaders

Year	Player	Reb.	Avg.
2015-16	Kelan Martin	224	6.8
2014-15	Kameron Woods	337	9.9
2013-14	Kameron Woods	270	9.0
2012-13	Andrew Smith	213	6.1
2011-12	Roosevelt Jones	215	6.0
2010-11	Matt Howard	285	7.7
2009-10	Gordon Hayward	305	8.2
2008-09	Matt Howard	216	6.8
2007-08	Mike Green	220	6.5
2006-07	Mike Green	216	6.0
2005-06	Brandon Crone	164	5.0
2004-05	Brandon Polk	129	4.6
2003-04	Mike Monserez	183	6.1
2002-03	Joel Cornette	213	6.5
2001-02	Joel Cornette	197	6.2
2000-01	Joel Cornette	190	5.9
1999-00	Mike Marshall	213	6.9
1998-99	Mike Marshall	219	6.8
1997-98	Jon Neuhouser	176	5.3
1996-97	Jon Neuhouser	185	5.6
1995-96	Jon Neuhouser	186	6.9
1994-95	Jon Neuhouser	172	6.4
1993-94	John Taylor	217	7.5
1992-93	Brian Beauford	168	6.7
1991-92	J. P. Brens	191	6.2
1990-91	J. P. Brens	199	6.9
1989-90	Rodney Haywood	175	6.3
1988-89	Darren Fowlkes	213	7.6
1987-88	Darren Fowlkes	197	7.0
1986-87	Darren Fowlkes	233	8.3
1985-86	Tony Gallahar	171	6.1
1984-85	Tim Haseley	200	6.9
1983-84	Tim Haseley	191	6.8
1982-83	Lynn Mitchem	192	6.9
1981-82	Lynn Mitchem	194	7.2
1980-81	Lynn Mitchem	197	7.3
1979-80	Mike Miller	180	6.9
1978-79	Mike Miller	264	9.8
1977-78	Joe Maloney	197	7.6
1976-77	Ed Thompson	184	6.8
1975-76	Barry Collier	205	7.5
1974-75	Barry Collier	154	5.9

1973-74	Daryl Mason	318	12.2
1972-73	Daryl Mason	354	13.6
1971-72	Daryl Mason	289	11.1
1970-71	Oscar Evans	240	9.2
1969-70	Dave Bennett	277	10.7
1968-69	Garry Hoyt	269	10.3
1967-68	Clarence Harper	187	7.8
1966-67	Ed Schilling	256	9.5
1965-66	Ed Schilling	319	12.3
1964-65	Dave Sanders	231	8.9
1963-64	Jeff Blue	313	12.0
1962-63	Jeff Blue	304	11.7
1961-62	Jeff Blue	336	12.0
1960-61	Tom Bowman	204	7.9
1959-60	Ken Pennington	255	9.8
1958-59	John Jones	250	8.9
1957-58	Ken Pennington	213	8.2

Year-By-Year Assist Leaders


Year	Player	Assists	Avg.
2015-16	Roosevelt Jones	154	4.7
2014-15	Roosevelt Jones	125	3.7
2013-14	Alex Barlow	110	3.5
2012-13	Roosevelt Jones	126	3.5
2011-12	Ronald Nored	193	5.2
2010-11	Shelvin Mack	131	3.4
2009-10	Ronald Nored	136	3.6
2008-09	Shelvin Mack	111	3.5
2007-08	Mike Green	172	5.1
2006-07	Mike Green	144	4.0
2005-06	Avery Sheets	108	3.3
2004-05	Avery Sheets	112	4.0
2003-04	Mike Monserez	140	4.7
2002-03	Brandon Miller	112	3.4
2001-02	Thomas Jackson	147	4.6
2000-01	Thomas Jackson	137	4.3
1999-00	Thomas Jackson	163	5.3
1998-99	Thomas Jackson	95	3.0
1997-98	Jeff Rogers	143	4.5
1996-97	Jeff Rogers	162	5.2
1995-96	Jeff Rogers	90	3.3
1994-95	Travis Trice	140	5.2
1993-94	Travis Trice	131	4.9
1992-93	Tim Bowen	96	3.6
1991-92	Tim Bowen	127	4.1
1990-91	Tim Bowen	168	5.8
1989-90	Tim Bowen	80	2.9
1988-89	Darren Fowlkes	89	3.2
1987-88	Thad Matta	100	3.6
1986-87	Darrin Fitzgerald	100	3.6
1985-86	Darrin Fitzgerald	79	2.8
1984-85	Darrin Fitzgerald	115	4.0
1983-84	Darrin Fitzgerald	117	4.2
1982-83	Skip Jones	115	4.1
1981-82	Skip Jones	54	2.0
	Danny Jarrett	54	2.3
1980-81	Claude Davis	93	3.4
1979-80	Dave Bastian	83	3.1
1978-79	Tom Orner	126	4.7
1977-78	Doug Mitchell	78	3.0
1976-77	Wayne Burris	81	3.0
1975-76	Bill Lynch	121	4.5
1974-75	John Dunn	61	2.3
1973-74	Marty Monserez	54	2.1
1972-73	Clarence Crain	81	3.1
1971-72	Billy Shepherd	116	5.8



Butler Records

Year-By-Year FG% Leaders (50 Made)

Year	Player	FGM-A	PCT.
2015-16	Tyler Wideman	98-162	.605
2014-15	Kameron Woods	91-180	.506
2013-14	Khyle Marshall	196-368	.533
2012-13	Khyle Marshall	146-258	.566
2011-12	Khyle Marshall	140-253	.553
2010-11	Andrew Smith	124-209	.593
2009-10	Willie Veasley	130-270	.481
2008-09	Matt Howard	148-269	.550
2007-08	Matt Howard	141-242	.583
2006-07	Drew Streicher	56-87	.644
2005-06	Brandon Polk	232-403	.576
2004-05	Brandon Polk	152-258	.589
2003-04	Duane Lightfoot	137-237	.578
2002-03	Duane Lightfoot	155-236	.657
2001-02	Joel Cornette	99-179	.553
2000-01	Joel Cornette	126-218	.578
1999-00	Mike Marshall	106-187	.567
1998-99	Mike Marshall	112-199	.563
1997-98	Rolf van Rijn	102-169	.604
1996-97	Dan Dudukovich	53-93	.570
1995-96	Rolf van Rijn	92-153	.601
1994-95	Rolf van Rijn	72-118	.610
1993-94	John Taylor	135-242	.558
1992-93	John Taylor	64-122	.525
1991-92	J. P. Brens	99-171	.579
1990-91	John Karaffa	108-218	.495
1989-90	Rodney Haywood	111-198	.561
1988-89	Jody Littrell	146-281	.520
1987-88	John Karaffa	51-84	.607
1986-87	Darren Fowlkes	166-313	.530
1985-86	Chad Tucker	235-414	.568
1984-85	Mike Burt	83-153	.542
1983-84	Chad Tucker	157-252	.623
1982-83	Greg Jones	117-179	.654
1981-82	Lynn Mitchem	212-385	.551
1980-81	Mike Miller	107-183	.585
1979-80	Tony Warren	203-338	.601
1978-79	Gary Raker	153-281	.545




Mike Monserez led Butler in free throw shooting in 2003-04, joining his father, Marty, who topped the Bulldogs in 1973-74.

1977-78	Don McGlocklin	85-156	.545
1976-77	Don McGlocklin	76-147	.535
1975-76	Don McGlocklin	73-151	.483
1974-75	Barry Collier	78-173	.451
1973-74	Daryl Mason	138-279	.494
1972-73	Clarence Crain	112-229	.489
1971-72	Clarence Crain	80-156	.513
1970-71	Dave Bennett	149-282	.528
1969-70	John Seal	70-118	.592
1968-69	Steve Norris	197-380	.518
1967-68	Doug Wininger	130-238	.546
1966-67	Doug Wininger	128-221	.579
1965-66	Larry Shade	135-245	.551
1964-65	Tom Jones	85-148	.574
1963-64	Jeff Blue	173-343	.504
1962-63	Jeff Blue	163-316	.516
1961-62	Jeff Blue	165-327	.505
1960-61	Tom Bowman	173-346	.500
1959-60	Orville Bose	199-413	.482
1958-59	Orville Bose	58-117	.496
1957-58	Ted Guzek	89-164	.540
1956-57	Bobby Plump	155-344	.451
1955-56	Ted Guzek	127-285	.446
1954-55	Joe Ditmire	65-146	.445
1953-54	No Statistics Available		
1952-53	Keith Greve	147-404	.364
1951-52	Keith Greve	80-229	.349
1950-51	Orvis Burdsall	97-293	.331
1949-50	Ralph Chapman	52-130	.400
1948-49	Buckshot O'Brien	151-368	.410
1947-48	Buckshot O'Brien	104-290	.358

Year-By-Year FT% Leaders (50 Made)

Year	Player	FTM-A	PCT.
2015-16	Kellen Dunham	116-138	.841
2014-15	Kellen Dunham	142-167	.850
2013-14	Kellen Dunham	102-127	.803
2012-13	Rotnei Clarke	78-88	.886
2011-12	Chrishawn Hopkins	70-89	.787
2010-11	Matt Howard	179-226	.792
2009-10	Gordon Hayward	179-216	.829
2008-09	Gordon Hayward	101-124	.815
2007-08	A. J. Graves	72-81	.889
2006-07	A. J. Graves	145-153	.948
2005-06	A. J. Graves	77-94	.819
2004-05	A. J. Graves	68-75	.919
2003-04	Mike Monserez	108-125	.881
2002-03	Darnell Archey	72-74	.973
2001-02	Brandon Miller	84-103	.816
2000-01	LaVall Jordan	67-78	.859
1999-00	Andrew Graves	69-76	.908
1998-99	Mike Pflugner	53-63	.841
1997-98	Matthew Graves	92-106	.868
1996-97	Matthew Graves	54-66	.818
1995-96	Matthew Graves	64-76	.842
1994-95	Marcus Cowart	84-100	.840
1993-94	Jermaine Guice	154-199	.774
1992-93	Jermaine Guice	106-139	.763
1991-92	Darin Archbold	189-229	.825
1990-91	Darin Archbold	187-205	.912
1989-90	Darin Archbold	79-93	.850
1988-89	Thad Matta	75-86	.872
1987-88	Chad Tucker	147-169	.870
1986-87	Darrin Fitzgerald	76-98	.776
1985-86	Darrin Fitzgerald	65-78	.833
1984-85	Darrin Fitzgerald	65-76	.855
1983-84	Darrin Fitzgerald	53-68	.779
1982-83	Lynn Mitchem	90-118	.763
1981-82	Lynn Mitchem	111-148	.750
1980-81	Lynn Mitchem	87-110	.791
1979-80	Lynn Mitchem	68-97	.701



Darren Fowlkes became the first player to lead Butler in scoring, rebounding and assists in the same season in 1988-89.

1978-79	Tom Orner	70-77	.909
1977-78	Doug Mitchell	84-96	.875
1976-77	John Dunn	68-90	.755
1975-76	Wayne Burris	82-106	.773
1974-75	Wayne Burris	64-83	.771
1973-74	Marty Monserez	87-126	.691
1972-73	Jeff Williams	54-82	.659
1971-72	Billy Shepherd	84-107	.785
1970-71	Billy Shepherd	171-222	.770
1969-70	Steve Norris	77-86	.895
1968-69	Steve Norris	61-83	.735
1967-68	Doug Wininger	97-114	.851
1966-67	Ron Salatich	71-86	.826
1965-66	Bill Brown	54-61	.885
1964-65	Dave Sanders	80-107	.748
1963-64	Larry Shade	64-78	.821
1962-63	Tom Bowman	61-72	.847
1961-62	Dick Haslam	52-64	.813
1960-61	Dick Haslam	50-62	.807
1959-60	Ken Pennington	142-193	.736
1958-59	John Jones	77-97	.794
1957-58	Bobby Plump	150-179	.838
1956-57	Bobby Plump	160-186	.860
1955-56	Dave Scheetz	67-79	.848
1954-55	Joe Ditmire	57-67	.851
1953-54	No Statistics Available		
1952-53	Keith Greve	100-134	.746
1951-52	Keith Greve	55-81	.679
1950-51	John Hall	52-84	.643
1949-50	Buckshot O'Brien	86-108	.796
1948-49	Buckshot O'Brien	62-79	.785

Butler Records



INDIVIDUAL SINGLE GAME

Points

54, Darrin Fitzgerald vs. Detroit, 2/9/87
 49, Billy Shepherd vs. Arizona, 12/5/70
 44, Oscar Evans vs. Indianapolis, 12/6/71
 43, Billy Shepherd vs. DePauw, 2/10/71
 42, Matthew Graves vs. Clev. St., 1/15/98
 42, Darin Archbold vs. Xavier, 3/7/92
 42, Chad Tucker vs. No. Ill., 1/9/88
 42, Billy Shepherd vs. DePauw, 2/18/70
 41, Chad Tucker vs. Detroit, 2/13/88
 41, Bobby Plump vs. Evansville, 1/11/58
 40, Chad Tucker vs. Loyola, 2/8/86
 40, Darrin Fitzgerald vs. Loyola, 1/10/87

Rebounds

26, Daryl Mason vs. Evansville, 1/1/73
 24, Daryl Mason vs. DePauw, 2/6/74
 24, Jeff Blue vs. Valparaiso, 1/31/62
 23, Jeff Blue vs. Michigan, 12/9/61
 22, Daryl Mason vs. Indianapolis, 2/17/73
 21, Jeff Blue vs. DePauw, 2/17/62
 20, Jeff Blue vs. Illinois, 11/30/63
 20, Daryl Mason vs. Valparaiso, 1/8/73
 20, Marty Monserez vs. Evansville, 1/1/73
 20, Tim Haseley vs. DePauw, 11/26/83
 20, Garry Hoyt vs. Ball State, 2/5/69
 19, Daryl Mason vs. Air Force, 1/19/73
 19, Jeff Blue vs. Valparaiso, 1/4/64
 19, Ed Schilling vs. St. Joseph's, 1/11/67
 19, Dave Bennett vs. Valparaiso, 2/11/70

Assists (Since 1970)

15, Thomas Jackson vs. Detroit, 3/7/00
 14, Billy Shepherd vs. Evansville, 2/14/70
 14, Billy Shepherd vs. Earlham, 2/11/70
 13, Travis Trice vs. Mercer, 2/21/94
 13, Billy Shepherd vs. Evansville, 2/12/72
 13, Billy Shepherd vs. Illinois, 12/1/70
 12, Mike Green vs. Notre Dame, 11/13/06
 11, Thomas Jackson vs. Evansville, 12/8/01
 11, Darrin Fitzgerald vs. Ball St., 12/29/84
 11, Billy Shepherd vs. Indiana St., 2/5/72
 11, Tim Bowen vs. Indiana St., 11/26/90
 11, Tim Bowen vs. Dayton, 2/21/91
 11, Travis Trice vs. Wright St., 2/23/95
 11, Jeff Rogers vs. Northern Ill., 1/23/97
 11, Roosevelt Jones vs. SIUE, 11/28/15

Three-Point Field Goals

12, Darrin Fitzgerald vs. Detroit, 2/9/87
 10, Darrin Fitzgerald vs. Loyola, 1/10/87
 9, Darrin Fitzgerald vs. Evansville, 1/17/87
 8, Darnell Archey vs. Louisville, 3/23/03
 8, Pete Campbell vs. Detroit, 3/1/08
 8, Pete Campbell vs. So. Alabama, 3/21/08
 8, A. J. Graves vs. Notre Dame, 11/13/06
 8, Pete Campbell vs. Cleveland St., 2/8/07
 8, Darrin Fitzgerald vs. St. Louis, 2/16/87
 8, Jody Littrell vs. Miami (Ohio), 2/27/89
 8, Jody Littrell vs. Loyola, 2/16/89
 7, 16 times by nine different players

Points

770, Darin Archbold, 1991-92
 734, Darrin Fitzgerald, 1986-87
 724, Billy Shepherd, 1969-70
 674, Chad Tucker, 1987-88
 633, Darin Archbold, 1990-91
 623, Billy Shepherd, 1970-71
 614, Tim McRoberts, 1983-84
 609, Chad Tucker, 1985-86
 609, Shelvin Mack, 2010-11
 608, Matt Howard, 2010-11

Rebounds

354, Daryl Mason, 1972-73
 337, Kameron Woods, 2014-15
 336, Jeff Blue, 1961-62
 319, Ed Schilling, 1965-66
 318, Daryl Mason, 1973-74
 313, Jeff Blue, 1963-64
 305, Gordon Hayward, 2009-10
 304, Jeff Blue, 1962-63
 289, Daryl Mason, 1971-72
 285, Matt Howard, 2010-11

Assists (Since 1970)

193, Ronald Nored, 2011-12
 172, Mike Green, 2007-08
 168, Tim Bowen, 1990-91
 163, Thomas Jackson, 1999-00
 162, Jeff Rogers, 1996-97
 154, Roosevelt Jones, 2015-16
 145, Thomas Jackson, 2001-02
 144, Mike Green, 2006-07
 143, Jeff Rogers, 1997-98
 140, Mike Monserez, 2003-04
 140, Travis Trice, 1994-95

Steals

74, Thomas Jackson, 2001-02
 74, Alex Barlow, 2014-15
 69, Darren Fowlkes, 1986-87
 67, Ronald Nored, 2009-10
 66, Ronald Nored, 2011-12
 61, Alex Barlow, 2013-14
 61, Tim Bowen, 1990-91
 54, A. J. Graves, 2007-08
 52, Shelvin Mack, 2009-10
 52, Rylan Hainje, 2001-02
 51, A. J. Graves, 2006-07
 51, Mike Marshall, 1998-99

Blocked Shots

64, Rolf van Rijn, 1997-98
 64, Rolf van Rijn, 1996-97
 50, Brandon Polk, 2005-06
 49, Tyler Wideman, 2015-16
 48, Matt Howard, 2008-09
 48, Rolf van Rijn, 1995-96
 40, Joel Cornette, 2000-01
 40, J. P. Brens, 1990-91
 39, Kameron Woods, 2011-12
 37, Matt Howard, 2007-08
 37, Joel Cornette, 2001-02

INDIVIDUAL SINGLE SEASON

Field Goals

287, Billy Shepherd, 1969-70
 251, Chad Tucker, 1987-88
 250, Darin Archbold, 1991-92
 250, Darin Archbold, 1986-87
 240, Chad Tucker, 1984-85
 235, Chad Tucker, 1985-86
 232, Brandon Polk, 2005-06
 228, Tim McRoberts, 1983-84
 228, Dave Sanders, 1964-65
 226, Billy Shepherd, 1970-71

Three-Point Field Goals

158, Darrin Fitzgerald, 1986-87
 115, Rotnei Clarke, 2012-13
 113, Bruce Horan, 2005-06
 107, Jody Littrell, 1988-89
 102, Pete Campbell, 2007-08
 98, A. J. Graves, 2006-07
 96, Bruce Horan, 2003-04
 95, A. J. Graves, 2007-08
 87, Shelvin Mack, 2010-11
 87, Kellen Dunham, 2015-16
 84, Bruce Horan, 2004-05

Free Throws

196, Mike Green, 2006-07
 189, Darin Archbold, 1991-92
 187, Darin Archbold, 1990-91
 182, Mike Green, 2007-08
 179, Matt Howard, 2010-11
 179, Gordon Hayward, 2009-10
 178, Matt Howard, 2009-10
 177, Matt Howard, 2008-09
 171, Billy Shepherd, 1970-71
 160, Bobby Plump, 1956-57

Scoring Average

27.8, Billy Shepherd, 1969-70
 26.2, Darrin Fitzgerald, 1986-87
 24.8, Darin Archbold, 1991-92
 24.1, Chad Tucker, 1987-88
 24.0, Billy Shepherd, 1970-71
 21.9, Tim McRoberts, 1983-84
 21.8, Darin Archbold, 1990-91
 21.8, Chad Tucker, 1984-85
 21.2, Ted Guzek, 1956-57
 20.7, Ed Schilling, 1965-66

Field Goal Pct. (Min. 100 Att.)


.657, Duane Lightfoot, 2002-03
 .654, Greg Jones, 1982-83
 .623, Chad Tucker, 1983-84
 .610, Rolf van Rijn, 1994-95
 .607, John Karaffa, 1987-88
 .605, Tyler Wideman, 2015-16
 .604, Rolf van Rijn, 1997-98
 .601, Rolf van Rijn, 1995-96
 .601, Tony Warren, 1979-80
 .593, Andrew Smith, 2010-11
 .589, Brandon Polk, 2004-05

Free Throw Pct. (Min. 2.0 made pg)

.973, Darnell Archey, 2002-03
 .948, A. J. Graves, 2006-07
 .919, A. J. Graves, 2004-05
 .912, Darin Archbold, 1990-91
 .909, Tom Orner, 1978-79
 .908, Andrew Graves, 1999-00
 .895, Steve Norris, 1969-70
 .889, A. J. Graves, 2007-08
 .886, Rotnei Clarke, 2012-13
 .885, Bill Brown, 1965-66

Rebound Average

13.6, Daryl Mason, 1972-73
 12.3, Ed Schilling, 1965-66
 12.2, Daryl Mason, 1973-74
 12.0, Jeff Blue, 1963-64
 12.0, Jeff Blue, 1961-62
 11.7, Jeff Blue, 1962-63
 11.1, Daryl Mason, 1971-72
 10.7, Dave Bennett, 1969-70
 10.3, Garry Hoyt, 1969-69
 9.9, Kameron Woods, 2014-15
 9.8, Mike Miller, 1978-79
 9.8, Ken Pennington, 1959-60



Thomas Jackson set a Butler single-game assist record with 15 against Detroit in the 2000 MCC Tournament.



Butler Records

INDIVIDUAL CAREER

Points

2,321, Chad Tucker, 1983-88
 2,019, Darin Fitzgerald, 1983-87
 1,946, Kellen Dunham, 2012-16
 1,939, Matt Howard, 2007-11
 1,807, A. J. Graves, 2004-08
 1,798, Lynn Mitchem, 1979-83
 1,744, Darin Archbold, 1988-92
 1,733, Billy Shepherd, 1969-72
 1,607, Jermaine Guice, 1990-94
 1,543, Darren Fowlkes, 1985-89

Rebounds

961, Daryl Mason, 1971-74
 956, Kameron Woods, 2011-15
 953, Jeff Blue, 1961-64
 884, Matt Howard, 2007-11
 814, Roosevelt Jones, 2011-16
 748, Darren Fowlkes, 1985-89
 742, Lynn Mitchem, 1979-83
 722, Mike Marshall, 1996-00
 719, Jon Neuhouser, 1994-98
 712, Joel Cornette, 1999-2003

Assists (Since 1970)

540, Thomas Jackson, 1998-2002
 497, Ronald Nored, 2008-12
 471, Tim Bowen, 1989-93
 464, Roosevelt Jones, 2011-16
 457, Jeff Rogers, 1994-98
 411, Darin Fitzgerald, 1983-87
 357, Shelvin Mack, 2008-11
 323, Avery Sheets, 2002-06

Assists (Continued)

316, Mike Green, 2006-08
 316, A. J. Graves, 2004-08

Steals

207, Thomas Jackson, 1998-2002
 207, Ronald Nored, 2008-12
 187, Alex Barlow, 2011-15
 183, A. J. Graves, 2004-08
 176, Darren Fowlkes, 1985-89
 156, Darrin Fitzgerald, 1983-87
 153, Rylan Hainje, 1998-2002
 147, Roosevelt Jones, 2011-16
 128, Joel Cornette, 1999-2003
 122, Brandon Miller, 2000-03
 122, Mike Marshall, 1996-2000

Blocked Shots

203, Rolf van Rijn, 1994-98
 144, Joel Cornette, 1999-2003
 131, Matt Howard, 2007-11
 125, Kameron Woods, 2011-15
 100, J. P. Brens, 1989-93
 82, Darren Fowlkes, 1985-89
 76, Mike Miller, 1978-81
 73, Brandon Polk, 2004-06
 72, Tim Haseley, 1981-85
 67, Roosevelt Jones, 2011-16
 65, Andrew Smith, 2009-13

Field Goals Made

912, Chad Tucker, 1983-88
 801, Darrin Fitzgerald, 1983-87
 721, Lynn Mitchem, 1979-83
 664, Billy Shepherd, 1969-72
 632, Wayne Burris, 1973-77
 606, Matt Howard, 2007-11
 598, Kellen Dunham, 2012-16
 589, Roosevelt Jones, 2011-16
 576, Jon Neuhouser, 1994-98
 574, Tom Bowman, 1960-63

Field Goal Pct. (100 made)

.594, Duane Lightfoot, 2000-04
 .589, Rolf van Rijn, 1994-98
 .581, Brandon Polk, 2004-06
 .575, Greg Jones, 1981-83
 .563, Doug Winger, 1965-68
 .544, Joel Cornette, 1999-2003
 .543, Rodney Haywood, 1987-90
 .542, Kyle Marshall, 2010-14
 .540, Drew Streicher, 2004-08
 .539, Chad Tucker, 1983-88

Three-Point Field Goals

314, Bruce Horan, 2002-06
 303, A. J. Graves, 2004-08
 299, Kellen Dunham, 2012-16
 217, Darnell Archey, 1999-2003
 216, Shelvin Mack, 2008-11
 189, Brandon Miller, 2000-03
 184, Avery Sheets, 2002-06
 183, Pete Campbell, 2006-08
 181, Jody Littrell, 1986-90

Three-Point Field Goals (Continued)

175, Matthew Graves, 1993-98
 174, Jermaine Guice, 1990-94

Three-Point Field Goal Pct. (50 made)

.483, Pete Campbell, 2006-08
 .465, Darin Archbold, 1988-92
 .455, Jody Littrell, 1986-90
 .448, Gordon Hayward, 2008-
 .444, Thad Matta, 1987-90
 .443, Darnell Archey, 1999-2003
 .437, Darrin Fitzgerald, 1986-87
 .408, Rotnei Clarke, 2012-13
 .406, Bruce Horan, 2002-06
 .396, Rylan Hainje, 1998-2002

Free Throws Made

669, Matt Howard, 2007-11
 475, Bobby Plump, 1954-58
 468, Chad Tucker, 1983-88
 462, Darin Archbold, 1988-92
 451, Kellen Dunham, 2012-16
 405, Billy Shepherd, 1969-72
 396, Darren Fowlkes, 1985-89
 390, Jeff Blue, 1961-64
 378, Mike Green, 2006-08
 363, Jermaine Guice, 1990-94

Free Throw Percentage (100 made)

.951, Darnell Archey, 1999-2003
 .900, A. J. Graves, 2004-08
 .864, Darin Archbold, 1988-92
 .848, Tom Orner, 1975-79
 .846, Matthew Graves, 1993-98
 .840, Kellen Dunham, 2012-16
 .835, Mike Monseres, 2001-04
 .832, Bobby Plump, 1954-58
 .830, Avery Sheets, 2002-06
 .827, Chad Tucker, 1983-88

Scoring Average

24.1, Billy Shepherd, 1969-72
 19.8, Chad Tucker, 1983-88
 18.8, Oscar Evans, 1970-72
 18.1, Darin Archbold, 1988-92
 17.9, Darrin Fitzgerald, 1983-87
 17.4, Jeff Blue, 1961-64
 16.7, Tom Bowman, 1960-63
 16.5, Lynn Mitchem, 1979-83
 16.1, Bobby Plump, 1954-58
 16.1, Ed Schilling, 1964-67

TEAM SINGLE SEASON

WINS

Year	Coach	Wins
2009-10	Brad Stevens	33
2007-08	Brad Stevens	30
2006-07	Todd Lickliter	29
2010-11	Brad Stevens	28
2012-13	Brad Stevens	27
2002-03	Todd Lickliter	27
2008-09	Brad Stevens	26
2001-02	Todd Lickliter	26
2000-01	Thad Matta	24
1921-22	Harlan O. Page	24
2014-15	Chris Holtmann	23
1999-00	Barry Collier	23
1996-97	Barry Collier	23
2015-16	Chris Holtmann	22
2011-12	Brad Stevens	22
1998-99	Barry Collier	22
1997-98	Barry Collier	22
1961-62	Tony Hinkle	22
1991-92	Barry Collier	21
1924-25	Harlan O. Page	20
2005-06	Todd Lickliter	20

WINNING STREAKS


Year	Coach	Streak
2009-10	Brad Stevens	25
1999-00	Barry Collier	15
2010-11	Brad Stevens	14
2012-13	Brad Stevens	13
2001-02	Todd Lickliter	13
1961-62	Tony Hinkle	13
2008-09	Brad Stevens	11
1998-99	Barry Collier	11
2006-07	Todd Lickliter	10
2002-03	Todd Lickliter	10
1930-31	Tony Hinkle	10
1927-28	Tony Hinkle	10

SCORING AVERAGE

Year	Games	Avg.
1969-70	26	89.0
1970-71	26	88.5
1990-91	29	84.1
1965-66	26	81.5
1991-92	31	80.7
1964-65	26	80.2
2015-16	33	79.9
1957-58	26	79.1
1971-72	26	77.8
1959-60	26	77.4
1968-69	26	76.0
1979-80	27	76.0

REBOUNDING AVERAGE

Year	Games	Avg.
1972-73	26	49.7
1970-71	26	48.1
1971-72	26	47.5
1958-59	28	45.1
1973-74	26	44.4
1969-70	26	44.4
1965-66	26	44.4
1961-62	28	44.4
1959-60	26	43.9
1960-61	26	43.3




Darryl Mason set Butler's single-game, single-season and career rebounding records during his three seasons with the Bulldogs.

NCAA Record



Darnell Archey 85 Consecutive Free Throws Made 2001-03

Butler's Darnell Archey established an NCAA Division I record by hitting 85 consecutive free throws over three seasons. His streak began at Hinkle Fieldhouse on Feb. 15, 2001, and ended in the Fieldhouse on Jan. 18, 2003. Archey, who did not miss a free throw during the entire 2001-02 season, tied the previous NCAA record of 73 consecutive free throws (set by Gary Buchanan of Villanova, 2000-01) in the championship game of the Rainbow Classic in Hawaii, and then he broke the record with his first free throw at UIC on Jan. 4, 2003. Archey's record streak came to an end with 3:42 remaining in Butler's home victory over Youngstown State on Jan. 18, 2003.



Darnell Archey's Record Free Throw Streak Feb. 15, 2001 - Jan. 18, 2003

Date	Opponent	FT's
2/15/01	UW-Milwaukee	2-2
2/17/01	UW-Green Bay	1-1
2/22/01	at Loyola	2-2
2/24/01	at UIC	5-5
3/6/01	Detroit*	2-2
3/16/01	Wake Forest#	4-4
3/18/01	Arizona#	2-2
12/3/01	at Lipscomb	3-3
12/17/01	at Mount St. Mary's	2-2
12/28/01	Samford+	4-4
12/29/01	Indiana+	2-2
1/17/02	UW-Green Bay	1-1
1/23/02	Loyola	2-2
2/9/02	Cleveland State	2-2
2/23/02	UIC	3-3
3/14/02	Bowling Green&	4-4
12/5/02	at Indiana State	8-8
12/7/02	at Evansville	6-6
12/10/02	Bradley	7-7
12/21/02	St. Louis	2-2
12/28/02	Texas-Pan American%	2-2
12/29/02	Western Kentucky%	5-5
12/30/02	at Hawaii%	2-2
1/4/03	at UIC***	3-3
1/11/03	Detroit	6-6
1/16/03	at Wright State	2-2
1/18/03	Youngstown State	1-2

*Horizon League Tournament, Dayton, Ohio.

#NCAA Tournament, Kansas City, Mo.

+Hoosier Classic, Indianapolis, Ind.

&NIT, Indianapolis, Ind.

%Rainbow Classic, Honolulu, Hawaii

***Broke previous NCAA Record of 73 consecutive free throws.

STREAK FACTS

Span of Streak: 24 months
Total Games in Streak: 57
Free Throws at Home: 31
Free Throws Away: 33
Free Throws at Neutral Sites: 21
Number of opponents: 22
Most free throws vs. one opponent: 11 vs. Detroit
Number of arenas: 11
Free Throws By Arena:
 Hinkle Fieldhouse: 31
 Stan Sheriff Center: 9
 UIC Pavilion: 8
 Hulman Center: 8
 Conesco Fieldhouse: 6
 Kemper Arena: 6
 Roberts Stadium: 6
 Nutter Center: 4
 Lipscomb Arena: 3
 Joseph J. Gentile Center: 2
 Knott Arena: 2

A. J. Graves Fourth On NCAA All-Time Free Throw Streak List

Butler's A. J. Graves had a streak of 63 consecutive free throws made during the 2006-07 season. That streak ranks as the third-longest single season streak and fourth-longest all-time streak in NCAA Division I history. Graves began the 2006-07 campaign by hitting 91 of his first 92 free throw attempts!



1,000-Point Club

1. - 2,321, Chad Tucker, 1983-88

Year	G	FGM	FGA	PCT.	3FG	3FA	PCT.	FTM	FTA	PCT.	PTS.	AVG.
1983-84	28	157	252	.623	0	0	.000	61	79	.772	375	13.4
1984-85	29	240	464	.517	0	0	.000	93	113	.823	573	19.8
1985-86	28	235	414	.568	0	0	.000	139	167	.832	609	21.8
1986-87	4	29	61	.475	4	10	.400	28	38	.737	90	22.5
1987-88	28	251	502	.500	25	65	.385	147	169	.870	674	24.1
Career	117	912	1693	.539	29	75	.387	468	566	.827	2321	19.8

2. - 2,019, Darrin Fitzgerald, 1983-87

Year	G	FGM	FGA	PCT.	3FG	3FA	PCT.	FTM	FTA	PCT.	PTS.	AVG.
1983-84	28	162	316	.513	0	0	.000	53	68	.779	377	13.5
1984-85	29	195	403	.484	0	0	.000	65	76	.855	455	15.7
1985-86	28	194	435	.446	0	0	.000	65	78	.833	453	16.2
1986-87	28	250	568	.440	158	362	.437	76	98	.776	734	26.2
Career	113	801	1722	.465	158	362	.437	259	320	.809	2019	17.9

3. - 1,946, Kellen Dunham, 2012-16

Year	G	FGM	FGA	PCT.	3FG	3FA	PCT.	FTM	FTA	PCT.	PTS.	AVG.
2012-13	36	97	259	.375	57	165	.345	91	105	.867	342	9.5
2013-14	31	164	420	.390	78	220	.355	102	127	.803	508	16.4
2014-15	34	171	399	.429	77	188	.410	142	167	.850	561	16.5
2015-16	33	166	379	.438	87	203	.429	116	138	.841	535	16.2
Career	134	598	1457	.410	299	776	.385	451	537	.840	1946	14.5

4. - 1,939, Matt Howard, 2007-11

Year	G	FGM	FGA	PCT.	3FG	3FA	PCT.	FTM	FTA	PCT.	PTS.	AVG.
2007-08	34	141	242	.583	0	0	.000	135	173	.780	417	12.3
2008-09	32	148	269	.550	2	9	.222	177	229	.773	475	14.8
2009-10	38	129	268	.481	3	11	.273	178	227	.784	439	11.6
2010-11	37	188	399	.471	53	133	.398	179	226	.792	608	16.4
Career	141	606	1178	.514	58	153	.379	669	855	.782	1939	13.8

5. - 1,807, A. J. Graves, 2004-08

Year	G	FGM	FGA	PCT.	3FG	3FA	PCT.	FTM	FTA	PCT.	PTS.	AVG.
2004-05	28	101	244	.414	42	123	.341	68	74	.919	312	11.1
2005-06	33	148	369	.401	68	183	.372	77	94	.819	441	13.4
2006-07	35	174	464	.375	98	277	.354	145	153	.948	591	16.9
2007-08	34	148	395	.375	95	281	.338	72	81	.889	463	13.6
Career	130	571	1472	.388	303	864	.351	362	402	.900	1807	13.9

6. - 1,798, Lynn Mitchem, 1979-83

Year	G	FGM	FGA	PCT.	3FG	3FA	PCT.	FTM	FTA	PCT.	PTS.	AVG.
1979-80	27	143	263	.544	0	0	.000	68	97	.701	354	13.1
1980-81	27	182	327	.557	0	0	.000	87	110	.791	451	16.7
1981-82	27	212	385	.551	0	0	.000	111	148	.750	535	19.8
1982-83	28	184	374	.492	0	0	.000	90	118	.763	458	16.4
Career	109	721	1349	.534	0	0	.000	356	473	.753	1798	16.5

7. - 1,744, Darin Archbold, 1988-92

Year	G	FGM	FGA	PCT.	3FG	3FA	PCT.	FTM	FTA	PCT.	PTS.	AVG.
1988-89	8	0	7	.000	0	0	.000	7	8	.875	7	0.9
1989-90	28	118	230	.513	19	42	.452	79	93	.849	334	11.9
1990-91	29	197	399	.494	52	113	.460	187	205	.912	633	21.8
1991-92	31	250	510	.490	81	172	.471	189	229	.825	770	24.8
Career	93	565	1146	.493	152	327	.465	462	535	.863	1744	18.8

8. - 1,733, Billy Shepherd, 1969-72

Year	G	FGM	FGA	PCT.	3FG	3FA	PCT.	FTM	FTA	PCT.	PTS.	AVG.
1969-70	26	287	652	.440	0	0	.000	150	200	.750	724	27.8
1970-71	26	226	579	.390	0	0	.000	171	222	.770	623	24.0
1971-72	20	151	382	.395	0	0	.000	84	107	.785	386	19.3
Career	66	664	1613	.412	0	0	.000	405	529	.766	1733	26.3

9. - 1,607, Jermaine Guice, 1990-94

Year	G	FGM	FGA	PCT.	3FG	3FA	PCT.	FTM	FTA	PCT.	PTS.	AVG.
1990-91	29	97	238	.408	51	138	.370	54	75	.720	299	10.3
1991-92	24	103	228	.452	42	116	.362	49	76	.645	297	12.4
1992-93	28	167	374	.447	43	140	.307	106	139	.763	483	17.3
1993-94	29	168	346	.486	38	102	.380	154	199	.774	528	18.2
Career	110	535	1186	.451	174	496	.351	363	489	.742	1607	14.6

10. - 1,543, Darren Fowlkes, 1985-89


Year	G	FGM	FGA	PCT.	3FG	3FA	PCT.	FTM	FTA	PCT.	PTS.	AVG.
1985-86	27	39	92	.424	0	0	.000	16	28	.571	94	3.5
1986-87	28	166	313	.530	0	1	.000	105	148	.710	437	15.6
1987-88	28	172	379	.454	20	51	.392	122	159	.767	486	17.4
1988-89	28	179	381	.470	15	49	.306	153	217	.705	526	18.8
Career	111	556	1165	.477	35	101	.347	396	552	.717	1543	13.9

11. - 1,533, Roosevelt Jones, 2011-16


Year	G	FGM	FGA	PCT.	3FG	3FA	PCT.	FTM	FTA	PCT.	PTS.	AVG.
2011-12	36	112	246	.455	0	0	.000	55	110	.500	279	7.8
2012-13	36	143	295	.485	0	1	.000	79	143	.552	365	10.1
2014-15	34	168	399	.421	0	0	.000	97	160	.606	433	12.7
2015-16	33	166	355	.468	1	1	1.000	123	182	.676	456	13.8
Career	139	589	1295	.455	1	2	.500	354	595	.595	1533	11.0

12. - 1,531, Wayne Burris, 1973-77


Year	G	FGM	FGA	PCT.	3FG	3FA	PCT.	FTM	FTA	PCT.	PTS.	AVG.
1973-74	26	129	303	.426	0	0	.000	46	67	.686	304	11.7
1974-75	26	139	334	.416	0	0	.000	64	83	.771	342	13.2
1975-76	27	194	420	.461	0	0	.000	82	106	.773	470	17.4
1976-77	27	170	381	.446	0	0	.000	75	101	.742	415	15.3
Career	106	632	1438	.439	0	0	.000	267	357	.748	1531	14.4



Chad Tucker, Butler's all-time leading scorer, shot better than 50% from the field in each full season he played.



Jermaine Guice helped lead Butler to NIT appearances in 1991 and 1992.



Jon Neuhouseer led the Bulldogs in scoring for three straight seasons.

1,000-Point Club



13. - 1,527, Shelvin Mack, 2008-11

Year	G	FGM	FGA	PCT.	3FG	3FA	PCT.	FTM	FTA	PCT.	PTS.	AVG.
2008-09	32	122	312	.391	57	175	.326	81	107	.757	382	11.9
2009-10	38	192	423	.454	72	184	.391	80	109	.734	536	14.1
2010-11	38	201	493	.408	87	246	.354	120	156	.769	609	16.0
Career	108	515	1228	.419	216	605	.357	281	372	.755	1527	14.1

14. - 1,485, Jon Neuhofer, 1994-98

Year	G	FGM	FGA	PCT.	3FG	3FA	PCT.	FTM	FTA	PCT.	PTS.	AVG.
1994-95	27	89	170	.524	0	0	.000	44	73	.603	222	8.2
1995-96	27	127	236	.538	11	26	.423	76	111	.685	341	12.6
1996-97	33	193	405	.477	40	105	.381	79	128	.617	505	15.3
1997-98	33	167	330	.506	35	87	.402	48	83	.578	417	12.6
Career	120	576	1141	.505	86	218	.394	247	395	.625	1485	12.4

15. - 1,439, Bobby Plump, 1954-58

Year	G	FGM	FGA	PCT.	3FG	3FA	PCT.	FTM	FTA	PCT.	PTS.	AVG.
1954-55	15	58	161	.358	0	0	.000	73	95	.768	189	12.6
1955-56	22	88	235	.375	0	0	.000	94	114	.825	270	12.3
1956-57	25	155	344	.451	0	0	.000	160	186	.860	470	18.8
1957-58	26	180	371	.485	0	0	.000	150	179	.838	510	19.6
Career	88	481	1111	.433	0	0	.000	477	574	.831	1439	16.4

16. - 1,400, Keith Greve, 1951-54, 1957-58

Year	G	FGM	FGA	PCT.	3FG	3FA	PCT.	FTM	FTA	PCT.	PTS.	AVG.
1951-52	24	80	229	.349	0	0	.000	55	81	.679	215	9.1
1952-53	23	147	404	.364	0	0	.000	100	134	.746	394	17.1
1953-54	25	161	459	.350	0	0	.000	105	146	.713	427	17.2
1957-58	26	140	309	.453	0	0	.000	84	106	.792	364	14.0
Career	98	528	1401	.376	0	0	.000	344	467	.737	1400	14.3

17. - 1,392, Jeff Blue, 1961-64

Year	G	FGM	FGA	PCT.	3FG	3FA	PCT.	FTM	FTA	PCT.	PTS.	AVG.
1961-62	28	165	327	.505	0	0	.000	117	190	.616	447	15.9
1962-63	26	163	316	.516	0	0	.000	135	203	.665	461	17.7
1963-64	26	173	343	.504	0	0	.000	138	228	.605	484	18.6
Career	80	501	986	.508	0	0	.000	390	621	.628	1392	17.4

18. - 1,388, Rylan Hainje, 1998-2002

Year	G	FGM	FGA	PCT.	3FG	3FA	PCT.	FTM	FTA	PCT.	PTS.	AVG.
1998-99	32	95	193	.492	1	10	.100	70	111	.631	261	8.2
1999-00	31	112	229	.489	6	12	.500	61	108	.565	291	9.4
2000-01	32	127	250	.508	21	51	.412	74	117	.632	349	10.9
2001-02	32	161	325	.495	44	109	.404	121	169	.716	487	15.2
Career	127	495	997	.496	72	182	.396	326	505	.646	1388	10.9

19. - 1,373, Khyle Marshall, 2010-14

Year	G	FGM	FGA	PCT.	3FG	3FA	PCT.	FTM	FTA	PCT.	PTS.	AVG.
2010-11	38	90	176	.511	0	2	.000	40	76	.526	220	5.8
2011-12	35	140	253	.553	1	6	.167	63	114	.553	344	9.8
2012-13	36	146	258	.566	0	1	.000	54	94	.574	346	9.6
2013-14	31	196	368	.533	1	10	.100	70	153	.458	463	14.9
Career	140	572	1055	.542	2	19	.105	227	437	.519	1373	9.8

20-T. - 1,334, Thomas Jackson, 1998-2002

Year	G	FGM	FGA	PCT.	3FG	3FA	PCT.	FTM	FTA	PCT.	PTS.	AVG.
1998-99	32	59	156	.378	13	47	.277	70	98	.714	201	6.3
1999-00	31	103	249	.414	13	50	.260	63	79	.797	282	9.1
2000-01	32	126	295	.427	40	102	.392	123	160	.769	415	13.0
2001-02	32	160	340	.471	40	132	.303	76	102	.745	436	13.6
Career	127	448	1040	.431	106	331	.320	332	439	.756	1334	10.5

20-T. - 1,334, Tom Bowman, 1960-63

Year	G	FGM	FGA	PCT.	3FG	3FA	PCT.	FTM	FTA	PCT.	PTS.	AVG.
1960-61	26	173	346	.500	0	0	.000	46	72	.639	392	15.1
1961-62	28	218	459	.475	0	0	.000	79	102	.774	515	18.4
1962-63	26	183	394	.464	0	0	.000	61	72	.847	427	16.4
Career	80	574	1199	.479	0	0	.000	186	246	.756	1334	16.7

22. - 1,311, Ted Guzek, 1954-58

Year	G	FGM	FGA	PCT.	3FG	3FA	PCT.	FTM	FTA	PCT.	PTS.	AVG.
1954-55	24	55	142	.387	0	0	.000	49	87	.568	159	6.6
1955-56	22	127	285	.446	0	0	.000	116	167	.695	370	16.8
1956-57	25	189	426	.444	0	0	.000	153	210	.729	531	21.2
1957-58	21	89	164	.540	0	0	.000	73	103	.709	251	11.9
Career	92	460	1017	.452	0	0	.000	391	567	.690	1311	14.3

23. - 1,248, Ralph "Buckshot" O'Brien, 1946-50


Year	G	FGM	FGA	PCT.	3FG	3FA	PCT.	FTM	FTA	PCT.	PTS.	AVG.
1946-47	23	90			0	0	.000	33	51	.647	213	9.3
1947-48	21	104	290	.358	0	0	.000	43	59	.728	251	12.0
1948-49	23	151	368	.410	0	0	.000	62	79	.785	364	15.9
1949-50	23	167	445	.375	0	0	.000	86	108	.796	420	18.3
Career	90	512			0	0	.000	224	297	.754	1248	13.9

24. - 1,243, Gerry Williams, 1960-63


Year	G	FGM	FGA	PCT.	3FG	3FA	PCT.	FTM	FTA	PCT.	PTS.	AVG.
1960-61	26	164	404	.406	0	0	.000	102	137	.745	430	16.5
1961-62	28	183	415	.441	0	0	.000	81	115	.705	447	15.9
1962-63	26	148	359	.412	0	0	.000	70	92	.761	366	14.1
Career	80	495	1178	.420	0	0	.000	253	344	.735	1243	15.5

25. - 1,220, Tony Warren, 1979-83


Year	G	FGM	FGA	PCT.	3FG	3FA	PCT.	FTM	FTA	PCT.	PTS.	AVG.
1979-80	27	203	338	.601	0	0	.000	70	102	.686	476	17.6
1980-81	23	133	286	.465	0	0	.000	52	75	.693	318	13.8
1981-82	23	67	179	.374	0	0	.000	38	57	.667	172	7.5
1982-83	25	96	216	.444	0	0	.000	62	83	.747	254	10.2
Career	98	499	1019	.490	0	0	.000	222	317	.700	1220	12.4



Jeff Blue led the Bulldogs in rebounding for three straight seasons and finished his career as Butler's second all-time leading rebounder.




Thomas Jackson became the first player in Butler history to record 1,000 points and 500 assists.




Tim McRoberts is one of just four Butler players to average more than 20 points for a season since 1973.




1,000-Point Club



Chris Miskel became Butler's first basketball Academic All-American in 1995.



Tom Orner was the Indiana Collegiate Conference Player of the Year in 1978.



Joel Cornette stands sixth on Butler's all-time list for field goal shooting (.544).

26. - 1,208, Tim McRoberts, 1980-84

Year	G	FGM	FGA	PCT.	3FG	3FA	PCT.	FTM	FTA	PCT.	PTS.	AVG.
1980-81	27	61	140	.436	0	0	.000	20	43	.465	142	5.3
1981-82	21	39	91	.429	0	0	.000	8	20	.400	86	4.1
1982-83	28	147	294	.500	0	0	.000	72	104	.692	366	13.1
1983-84	28	228	466	.489	0	0	.000	158	216	.731	614	21.9
Career	104	475	991	.479	0	0	.000	258	383	.674	1208	11.6

27. - 1,170, Chris Miskel, 1992-96

Year	G	FGM	FGA	PCT.	3FG	3FA	PCT.	FTM	FTA	PCT.	PTS.	AVG.
1992-93	28	62	131	.473	6	20	.300	15	34	.441	145	5.2
1993-94	29	159	310	.513	13	40	.325	69	105	.657	400	13.8
1994-95	24	126	280	.450	22	70	.314	60	125	.480	334	13.9
1995-96	27	115	246	.467	8	30	.267	53	96	.552	291	10.8
Career	108	462	967	.478	49	160	.306	197	360	.547	1170	10.8

28. - 1,147, Andrew Smith, 2009-13

Year	G	FGM	FGA	PCT.	3FG	3FA	PCT.	FTM	FTA	PCT.	PTS.	AVG.
2009-10	24	8	22	.364	0	0	.000	8	16	.500	24	1.0
2010-11	38	124	209	.593	0	1	.000	76	113	.673	324	8.5
2011-12	37	146	278	.525	19	54	.352	92	143	.643	403	10.9
2012-13	35	131	264	.496	17	57	.298	117	163	.718	396	11.3
Career	134	409	773	.529	36	112	.321	292	435	.671	1147	8.6

29. - 1,134, Tom Orner, 1975-79

Year	G	FGM	FGA	PCT.	3FG	3FA	PCT.	FTM	FTA	PCT.	PTS.	AVG.
1975-76	23	26	59	.440	0	0	.000	10	15	.666	62	2.6
1976-77	27	72	164	.439	0	0	.000	21	28	.750	165	6.1
1977-78	26	194	416	.466	0	0	.000	89	104	.856	477	18.4
1978-79	27	180	352	.511	0	0	.000	70	77	.909	430	15.9
Career	103	472	991	.476	0	0	.000	190	224	.848	1134	11.0

30. - 1,121, Brandon Miller, 2000-03

Year	G	FGM	FGA	PCT.	3FG	3FA	PCT.	FTM	FTA	PCT.	PTS.	AVG.
2000-01	32	106	272	.390	68	170	.400	93	115	.809	373	11.7
2001-02	32	103	271	.380	64	176	.364	84	103	.816	354	11.1
2002-03	33	122	278	.439	57	138	.413	93	114	.816	394	11.9
Career	97	331	821	.403	189	484	.390	270	332	.813	1121	11.6

31. - 1,117, Ken Pennington, 1957-60

Year	G	FGM	FGA	PCT.	3FG	3FA	PCT.	FTM	FTA	PCT.	PTS.	AVG.
1957-58	26	110	237	.464	0	0	.000	78	126	.619	298	11.4
1958-59	25	113	280	.404	0	0	.000	115	168	.684	341	13.7
1959-60	26	168	392	.429	0	0	.000	142	193	.736	478	18.4
Career	77	391	909	.430	0	0	.000	335	487	.688	1117	14.5

32. - 1,103, Dave Sanders, 1962-65

Year	G	FGM	FGA	PCT.	3FG	3FA	PCT.	FTM	FTA	PCT.	PTS.	AVG.
1961-62	23	68	145	.469	0	0	.000	31	41	.754	167	7.3
1963-64	26	168	377	.446	0	0	.000	64	87	.736	400	15.4
1964-65	26	228	483	.472	0	0	.000	80	107	.748	536	20.6
Career	75	464	1005	.462	0	0	.000	175	235	.745	1103	14.7

33. - 1,100, Joel Cornette, 1999-2003

Year	G	FGM	FGA	PCT.	3FG	3FA	PCT.	FTM	FTA	PCT.	PTS.	AVG.
1999-00	31	69	144	.479	0	0	.000	57	108	.528	195	6.3
2000-01	32	126	218	.578	0	0	.000	39	90	.422	290	9.1
2001-02	32	99	179	.553	0	0	.000	33	92	.359	231	7.2
2002-03	33	161	296	.544	0	1	.000	62	129	.481	384	11.6
Career	128	455	837	.544	0	1	.000	191	419	.456	1100	8.6

34. - 1,086, Avery Sheets, 2002-06

Year	G	FGM	FGA	PCT.	3FG	3FA	PCT.	FTM	FTA	PCT.	PTS.	AVG.
2002-03	33	59	137	.431	31	79	.392	18	25	.720	167	5.1
2003-04	30	123	282	.436	48	131	.366	37	42	.881	331	11.0
2004-05	28	99	240	.413	43	125	.344	30	37	.811	271	9.7
2005-06	33	114	260	.438	62	153	.405	27	31	.871	317	9.6
Career	124	395	919	.430	184	488	.377	112	135	.830	1086	8.8

35. - 1,028, Dave Bennett, 1968-71

Year	G	FGM	FGA	PCT.	3FG	3FA	PCT.	FTM	FTA	PCT.	PTS.	AVG.
1968-69	21	101	214	.472	0	0	.000	39	62	.629	241	11.5
1969-70	26	169	333	.508	0	0	.000	89	144	.618	427	16.4
1970-71	22	149	282	.528	0	0	.000	62	95	.653	360	16.4
Career	69	419	829	.505	0	0	.000	190	301	.631	1028	14.9

36. - 1,023, J. P. Brens, 1989-93

Year	G	FGM	FGA	PCT.	3FG	3FA	PCT.	FTM	FTA	PCT.	PTS.	AVG.
1989-90	28	103	198	.520	0	0	.000	101	144	.701	307	11.0
1990-91	29	111	230	.483	0	1	.000	111	163	.681	333	11.5
1991-92	31	99	171	.579	0	0	.000	95	163	.583	293	9.5
1992-93	13	32	68	.471	0	1	.000	26	49	.531	90	6.9
Career	101	345	667	.517	0	2	.000	333	519	.642	1023	10.1

37. - 1,018, Bruce Horan, 2002-06

Year	G	FGM	FGA	PCT.	3FG	3FA	PCT.	FTM	FTA	PCT.	PTS.	AVG.
2002-03	31	21	54	.389	21	51	.412	2	4	.500	65	2.1
2003-04	30	101	258	.391	96	242	.397	20	24	.833	318	10.6
2004-05	28	88	211	.417	84	205	.410	14	18	.778	274	9.8
2005-06	33	116	285	.407	113	275	.411	16	17	.941	361	10.9
Career	122	326	808	.403	314	773	.406	52	63	.825	1018	8.3


Individual Honors



BUTLER MVP'S

1946-47	Charles Maas
1947-48	James Doyle
1948-49	"Buckshot" O'Brien
1949-50	"Buckshot" O'Brien
1950-51	Orvis Burdsall
1951-52	Orvis Burdsall
1952-53	Keith Greve
1953-54	Jim Crosley
1954-55	Don Holloway
1955-56	Dave Scheetz
1956-57	Bobby Plump
1957-58	Bobby Plump
1958-59	Bill Scott
1959-60	Ken Pennington
1960-61	Gerry Williams
1961-62	Tom Bowman
1962-63	Jeff Blue
1963-64	Jeff Blue
1964-65	Dave Sanders
1965-66	Larry Shade
1966-67	Doug Wininger
1967-68	Doug Wininger
1968-69	Steve Norris
1969-70	Steve Norris
1970-71	Oscar Evans
	Bill Shepherd
1971-72	Bill Shepherd
1972-73	Clarence Crain
1973-74	Daryl Mason
1974-75	John Dunn
1975-76	Wayne Burris
	Barry Collier
1976-77	Wayne Burris
1977-78	Tom Orner
1978-79	Tom Orner
1979-80	Gary Raker
	Tony Warren
1980-81	Lynn Mitchem
1981-82	Lynn Mitchem
1982-83	Lynn Mitchem
1983-84	Tim McRoberts
1984-85	Mike Burt
	Chad Tucker
1985-86	Chad Tucker
1986-87	Darrin Fitzgerald
1987-88	Chad Tucker
1988-89	Darren Fowlkes
1989-90	Rodney Haywood
1990-91	Darin Archbold
1991-92	Darin Archbold
1992-93	Jermaine Guice
1993-94	Jermaine Guice
1994-95	Travis Trice
1995-96	Chris Miskel
1996-97	Jon Neuhouser
1997-98	Matthew Graves
1998-99	Mike Marshall
1999-00	Mike Marshall
2000-01	LaVall Jordan
2001-02	Thomas Jackson
2002-03	Brandon Miller
	Joel Cornette
2003-04	Mike Monserez
2004-05	Brandon Polk
2005-06	Brandon Polk
2006-07	Brandon Crone
2007-08	Mike Green
	A. J. Graves
2008-16	None chosen

Butler All-Americans



Bob Dietz was named captain of the College All-Star team in 1941, the same year that he earned All-America honors. Dietz later served as an assistant men's basketball coach at Butler for 20 years.

- 1923-24 (Helms)**
Hugh "Wally" Middlesworth
- 1933-34 (Helms)**
Frank Baird
- 1939-40 (Madison Square Garden)**
Jerry Steiner
- 1940-41**
Bob Dietz
- 1949-50 (Look Magazine)**
Ralph "Buckshot" O'Brien
Jimmy Doyle
- 1956-57 (Helms)**
Ted Guzek
- 1970-71 (Sport Magazine)**
Billy Shepherd
- 1984-85 (A.P. Honorable Mention)**
Chad Tucker
- 2006-07 (A.P. Honorable Mention)**
A. J. Graves
- 2007-08 (A.P. Honorable Mention)**
Mike Green
- 2008-09 (A.P. Honorable Mention)**
Matt Howard

HILTON U. BROWN/MENTAL ATTITUDE AWARD

1956-57	Mark Peterman	1993-94	Danny Allen
1957-58	Keith Greve	1994-95	Marcel Kon
1958-59	Bill Scott	1995-96	Jason McKenzie
1959-60	Orville Bose	1996-97	Chad Cantor
1960-61	Larry Ramey	1997-98	Mike Marshall
1961-62	Dick Haslam	1998-99	Andy Hirschy
1962-63	Tom Bowman	1999-00	Andrew Graves
1963-64	Gregg Ferrin	2000-01	Thomas Jackson
1964-65	Ron Iwema	2001-02	Joel Cornette
1965-66	Larry Shade	2002-03	Rob Walls
1966-67	Jim Hohit	2003-04	Ryan Reynolds
1967-68	John Nell	2004-05	Brian Ligon
1968-69	Garry Hoyt	2005-06	Marcus Nellems
1969-70	Steve Norris	2006-07	Marcus Nellems
1970-71	Dave Bennett	2007-08	Drew Streicher
1971-72	Oscar Evans		Julian Betko
1972-73	Clarence Crain		Pete Campbell
1973-74	Marty Monserez	2008-16	None chosen
1974-75	Carl Lile		
1975-76	Bill Lynch		
1976-77	Bill Lynch		
1977-78	Don McGlocklin		
1978-79	Doug Mitchell		
1979-80	Frank Thomas		
1980-81	Steve Hutson		
1981-82	Claude Davis		
1982-83	Claude Davis		
1983-84	Tim McRoberts		
1984-85	Tim Haseley		
1985-86	Mark Beam		
1986-87	Mike Harper		
1987-88	Jody Littrell		
1988-89	Jody Littrell		
1989-90	Rick Donovan		
1990-91	John Shoup		
1991-92	Wade Gault		
1992-93	J. P. Brens		

Cecil N. Coleman Medal of Honor

The Cecil N. Coleman Medal of Honor was presented by the Horizon League to one male and female student-athlete who best demonstrates outstanding achievement in academics, athletics and extra curricular activities. Six former Butler basketball players earned the prestigious conference honor:

- 1989-90** Jody Littrell
- 1995-96** Chris Miskel
- 1997-98** Jon Neuhouser
- 2002-03** Brandon Miller
- 2007-08** A. J. Graves
- 2010-11** Matt Howard

ACADEMIC HONORS

- Academic All-America**
- 2014-15 Alex Barlow (2nd Team)
 - 2012-13 Andrew Smith (2nd team)
 - 2011-12 Ronald Nored (2nd team)
 - 2010-11 Matt Howard (1st team)*
 - 2009-10 Matt Howard (1st team)
 - Gordon Hayward (3rd team)
 - 2008-09 Matt Howard (2nd team)
 - 2007-08 A. J. Graves (2nd team)
 - Drew Streicher (3rd team)
 - 2006-07 A. J. Graves (1st team)
 - 1994-95 Chris Miskel (3rd team)
- *Academic All-American of the Year.

- Academic All-District V**
- 2014-15 Alex Barlow
 - 2013-14 Alex Barlow
 - 2012-13 Andrew Smith
 - 2011-12 Ronald Nored
 - 2010-11 Matt Howard
 - 2009-10 Matt Howard
 - Gordon Hayward
 - 2008-09 Matt Howard
 - 2007-08 A. J. Graves
 - Drew Streicher
 - 2006-07 A. J. Graves
 - Drew Streicher
 - 2002-03 Brandon Miller
 - 2001-02 Brandon Miller
 - 1998-99 Andy Hirschy
 - 1997-98 Matthew Graves
 - 1995-96 Chris Miskel
 - 1994-95 Chris Miskel
 - 1993-94 Chris Miskel
 - 1990-91 John Karaffa
 - 1988-89 Jody Littrell
 - 1987-88 Jody Littrell

- NCAA Post-Graduate Scholarship Winners**
- 1991 John Karaffa
 - 1977 Wayne Burris

- BIG EAST Scholar-Athlete of the Year**
- 2016 Kellen Dunham
 - 2015 Alex Barlow
 - 2014 Alex Barlow

- Atlantic 10 Academic All-Conference**
- 2013 Andrew Smith

- Horizon League Academic All-Conference**
- 2012 Ronald Nored
 - 2011 Matt Howard, Ronald Nored, Zach Hahn
 - 2010 Matt Howard, Zach Hahn, Zach Hahn
 - 2009 Matt Howard, Zach Hahn
 - 2008 A. J. Graves, Julian Betko, Drew Streicher
 - 2007 A. J. Graves, Julian Betko, Drew Streicher
 - 2006 A. J. Graves, Julian Betko, Drew Streicher
 - 2005 Drew Streicher, Andy Grunst
 - 2003 Brandon Miller
 - 2002 Brandon Miller
 - 2001 Andrew Graves
 - 1999 Andy Hirschy
 - 1998 Matthew Graves
 - 1996 Andy Hirschy
 - 1995 Chris Miskel
 - 1994 Chris Miskel
 - 1991 John Karaffa
 - 1982 Claude Davis
 - 1981 Tim McRoberts
 - 1981 Claude Davis



Individual Honors

BUTLER'S LEAGUE LEADERS

SCORING

<i>Midwestern Collegiate Conference/Horizon League</i>		
1986-87	Darrin Fitzgerald	26.2
<i>Indiana Collegiate Conference</i>		
1977-78	Tom Orner	20.8
1970-71	Bill Shepherd	25.1
1955-56	Ted Guzek	20.5
1952-53	Keith Greve	20.3

REBOUNDING

<i>BIG EAST</i>		
2014-15	Kameron Woods	9.9
2013-14	Kameron Woods	9.0
<i>Indiana Collegiate Conference</i>		
1972-73	Daryl Mason	15.8
1971-72	Daryl Mason	14.3

ASSISTS

<i>Midwestern Collegiate Conference/Horizon League</i>		
2007-08	Mike Green	5.06
1996-97	Jeff Rogers	5.2
1990-91	Tim Bowen	5.9

ASSIST/TURNOVER RATIO

<i>BIG EAST</i>		
2013-14	Alex Barlow	3.1
<i>Midwestern Collegiate Conference/Horizon League</i>		
2011-12	Ronald Nored	1.9
2005-06	Avery Sheets	2.72
2004-05	Avery Sheets	2.33
2000-01	Thomas Jackson	1.71
1999-00	Thomas Jackson	1.96

FIELD GOAL PERCENTAGE

<i>Midwestern Collegiate Conference/Horizon League</i>		
2008-09	Matt Howard	.550
2005-06	Brandon Polk	.576
2004-05	Brandon Polk	.589
2002-03	Duane Lightfoot	.657
1998-99	Mike Marshall	.563
1997-98	Rolf van Rijn	.604
1986-87	Darren Fowlkes	.530
1983-84	Chad Tucker	.624
1982-83	Greg Jones	.654

THREE-POINT FIELD GOALS

<i>BIG EAST</i>		
2015-16	Kellen Dunham	2.6
<i>Atlantic 10 Conference</i>		
2012-13	Rotnei Clarke	3.5
<i>Midwestern Collegiate Conference/Horizon League</i>		
2007-08	Pete Campbell	3.29
2005-06	Bruce Horan	3.42

THREE-POINT FIELD GOAL PCT.

<i>BIG EAST</i>		
2015-16	Kellen Dunham	.429
<i>Midwestern Collegiate Conference/Horizon League</i>		
2006-07	Pete Campbell	.519
2004-05	Bruce Horan	.410
1999-00	Darnell Archey	.455
1988-89	Jody Littrell	.510

FREE THROW PERCENTAGE

<i>Midwestern Collegiate Conference/Horizon League</i>		
2006-07	A. J. Graves	.948
2004-05	A. J. Graves	.919
2003-04	Mike Monserez	.864
2002-03	Darnell Archey	.973
1999-00	Andrew Graves	.908
1997-98	Matthew Graves	.868
1995-96	Matthew Graves	.842
1994-95	Marcus Cowart	.840
1993-94	Jermaine Guice	.774
1990-91	Darin Archbold	.912
1985-86	Chad Tucker	.832

BLOCKED SHOTS

<i>Midwestern Collegiate Conference/Horizon League</i>		
2005-06	Brandon Polk	1.5
1997-98	Rolf van Rijn	1.9
1996-97	Rolf van Rijn	1.9
1995-96	Rolf van Rijn	1.8

STEALS

<i>Midwestern Collegiate Conference/Horizon League</i>		
2001-02	Thomas Jackson	2.3
2000-01	Thomas Jackson	1.5
1983-84	Darrin Fitzgerald	2.1

BUTLER ALL-CONFERENCE PLAYERS

Missouri Valley Conference

1932-33	Frank Baird (1st), Bert Davis (1st), Cy Proffit (2nd)
1933-34	Frank Baird (1st), Bert Davis (1st), Roscoe Batts (2nd), Gene Demmary (2nd)

Mid-American Conference

1947-47	"Buckshot" O'Brien
1947-48	"Buckshot" O'Brien (1st)
1948-49	"Buckshot" O'Brien (1st), Jim Doyle (2nd)
1949-50	"Buckshot" O'Brien (1st), Jim Doyle (1st)

Indiana Collegiate Conference

1950-51	Orvis Burdsall (1st)
1951-52	Jim Crosley (1st), Orvis Burdsall (2nd), Keith Greve (2nd), Ray Stewart (HM), Charles Englerth (HM)
1952-53	Keith Greve (1st), Jim Crosley (HM)
1953-54	Keith Greve (1st), Jim Crosley (1st)
1954-55	Bob Plump (HM), Wally Cox (HM), Dave Sheetz (HM)
1955-56	Ted Guzek (1st), Bob Plump (HM), Dave Sheetz (HM)
1956-57	Ted Guzek (1st), Bob Plump (1st)
1957-58	Keith Greve (1st), Bob Plump (1st), Wally Cox (HM), Ted Guzek (HM)
1958-59	Bill Scott (1st), Ken Pennington (1st)
1959-60	Orville Bose (1st), Ken Pennington (1st), Jim Barrick (2nd)
1960-61	Tom Bowman (1st), Gerry Williams (1st), Dick Haslam (HM), Don Wilson (HM)
1961-62	Tom Bowman (1st), Gerry Williams (1st), Jeff Blue (1st), Dick Haslam (HM)
1962-63	Jeff Blue (1st), Gerry Williams (2nd), Tom Bowman (2nd)
1963-64	Jeff Blue (1st)
1964-65	Dave Sanders (1st), Ron Iwema (HM)
1965-66	Ed Schilling (1st), Larry Shade (HM)
1966-67	Ed Schilling (2nd), Gene Milner (HM)
1967-68	Doug Winger (1st), Bill Mauck (HM), John Nell (HM)
1968-69	Steve Norris (1st), Garry Hoyt (1st)
1969-70	Billy Shepherd (1st), Steve Norris (1st), Dave Bennett (2nd)
1970-71	Oscar Evans (1st), Dave Bennett (1st), Billy Shepherd (2nd)
1971-72	Oscar Evans (1st), Billy Shepherd (2nd), Daryl Mason (HM)
1972-73	Daryl Mason (1st), Clarence Crain (2nd), Kent Ehret (2nd)
1973-74	Daryl Mason (1st), Jeff Williams (2nd), Marty Monserez (2nd)
1974-75	John Dunn (1st)
1975-76	Wayne Burris (1st), Barry Collier (1st), Billy Lynch (2nd)
1976-77	Wayne Burris (1st), John Dunn (2nd)
1977-78	Tom Orner (1st), Doug Mitchell (1st), Don McGlocklin (2nd), Jeff Fehn (2nd)

Midwestern Collegiate Conference/Horizon League

1979-80	Tony Warren (1st)
1980-81	Lynn Mitchem (2nd)
1981-82	Lynn Mitchem (1st AP, 2nd UPI)
1982-83	Lynn Mitchem (1st AP, UPI), Tim McRoberts (2nd UPI)
1983-84	Tim McRoberts (1st AP, UPI)
1984-85	Chad Tucker (1st AP, UPI)
1985-86	Chad Tucker (1st AP, UPI)
1986-87	Darrin Fitzgerald (1st), Darren Fowlkes (2nd)
1987-88	Chad Tucker (1st), Darren Fowlkes (2nd)
1988-89	Darren Fowlkes (1st)
1990-91	Darin Archbold (1st)
1991-92	Darin Archbold (1st)
1992-93	Jermaine Guice (2nd)
1993-94	Jermaine Guice (1st), John Taylor (2nd)
1995-96	Jon Neuhouser (1st)
1996-97	Jon Neuhouser (1st), Kelsey Wilson (2nd)
1998-99	Mike Marshall (1st)
1999-00	Mike Marshall (2nd), LaVall Jordan (2nd)
2000-01	Thomas Jackson (1st), LaVall Jordan (2nd)
2001-02	Thomas Jackson (1st), Rylan Hainje (1st)
2002-03	Joel Cornette (2nd), Brandon Miller (2nd)
2003-04	Mike Monserez (2nd)
2004-05	Brandon Polk (2nd)
2005-06	Brandon Polk (1st)
2006-07	A. J. Graves (1st), Mike Green (2nd)
2007-08	Mike Green (1st), A. J. Graves (1st), Matt Howard (2nd)
2008-09	Matt Howard (1st), Gordon Hayward (1st)
2009-10	Matt Howard (1st), Gordon Hayward (1st), Shelvin Mack (1st)
2010-11	Matt Howard (1st), Shelvin Mack (2nd)
2011-12	Ronald Nored (2nd)

Atlantic 10 Conference

2012-13	Rotnei Clarke (1st)
---------	---------------------

BIG EAST

2015-16	Roosevelt Jones (2nd), Kelan Martin (2nd), Kellen Dunham (HM)
2014-15	Kellen Dunham (1st), Roosevelt Jones (2nd)
2013-14	Kellen Dunham (2nd)

MCC/Horizon League All-Freshman/Newcomer Team

1979-80	Tony Warren, Lynn Mitchem
1983-84	Chad Tucker, Darrin Fitzgerald
1985-86	Darren Fowlkes
1989-90	J. P. Brens
1990-91	Jermaine Guice
1991-92	Katara Reliford
1993-94	Travis Trice
1997-98	Otis Frazier
1998-99	Rylan Hainje
2000-01	Brandon Miller
2004-05	Brandon Polk
2006-07	Mike Green (Newcomer of the Year), Pete Campbell
2007-08	Matt Howard (Newcomer of the Year)
2008-09	Gordon Hayward (Newcomer of the Year), Shelvin Mack
2011-12	Roosevelt Jones

Atlantic 10 Conference All-Rookie Team

2012-13	Kellen Dunham
---------	---------------

BIG EAST All-Rookie Team

2013-14	Andrew Chrabascz
---------	------------------

MCC/Horizon League All-Defensive Team

1995-96	Jason McKenzie
1996-97	Rolf van Rijn
1997-98	Rolf van Rijn
1998-99	Mike Marshall
1999-00	Mike Marshall
2000-01	Thomas Jackson, Joel Cornette, Rylan Hainje
2001-02	Thomas Jackson, Joel Cornette, Rylan Hainje
2002-03	Joel Cornette, Brandon Miller
2007-08	Mike Green, Drew Streicher
2008-09	Matt Howard
2009-10	Ronald Nored (Co-Defensive Player of the Year), Willie Veasley
2010-11	Matt Howard, Ronald Nored
2011-12	Ronald Nored (Defensive Player of the Year)

Atlantic 10 Conference All-Defensive Team

2012-13	Roosevelt Jones
---------	-----------------

MCC/Horizon League "Coach of the Year"

1984	Joe Sexson
1991	Barry Collier
1997	Barry Collier
1999	Barry Collier
2000	Barry Collier
2001	Thad Matta
2006	Todd Lickliter
2007	Todd Lickliter
2009	Brad Stevens
2010	Brad Stevens

MCC/Horizon League "Player of the Year"

1991	Darin Archbold
1997	Jon Neuhouser
2002	Rylan Hainje
2006	Brandon Polk
2008	Mike Green
2009	Matt Howard
2010	Gordon Hayward

ICC "Coach of the Year"

1956	Tony Hinkle
1961	Tony Hinkle
1962	Tony Hinkle
1973	George Theofanis
1977	George Theofanis
1978	Joe Sexson

ICC "Player of the Year"

1962	Tom Bowman
1977	Wayne Burris
1978	Tom Orner

MAC M.V.P.

1949	Ralph "Buckshot" O'Brien
------	--------------------------

Key:

1st -- First Team; 2nd -- Second Team; HM -- Honorable Mention; AP -- Associated Press team; UPI -- United Press International team.

Individual Honors



NABC National Coach of the Year



Butler men's basketball coach **Todd Lickliter** was selected as the 2007 Division I Coach of the Year by the National Association of Basketball Coaches (NABC). He received his award on April 1, 2007 at the AT & T/NABC Awards Show at the Sydney Marcus Auditorium in Atlanta, Ga., during Final Four weekend.

Lickliter guided the Bulldogs to a school and Horizon League record 29 victories in 2006-07. He led Butler to a regular season co-championship in the Horizon League and then took the Bulldogs to the Sweet 16 of the 2007 NCAA Men's Basketball Championship. Butler defeated Old Dominion in the first round of the tournament and then beat #18 Maryland in the second round, before falling to eventual national champion Florida in the Sweet 16.

Butler was picked sixth in the Horizon League's preseason poll, but the Bulldogs wasted little time proving the predictors wrong. Lickliter's club opened the season with a 40-point win at Tulane and then captured the Midwest Region title of the NIT Season Tip-Off with back-to-back victories over Notre Dame and Indiana. The Bulldogs continued to roll in New York, defeating #22 Tennessee and #23 Gonzaga to capture the NIT Season Tip-Off title.

Lickliter led the Bulldogs to 10 straight wins to open the season, including a victory over Purdue in the Wooden Tradition. The 10 wins matched the second-fastest start in school history and the fifth-longest winning streak in school annals. Butler cracked the "Top 25" on Nov. 27 and the Bulldogs were nationally-ranked for a school and league record 16 consecutive weeks (broken in 2007-08). Lickliter's club became the first team in Horizon League history to break into the nation's "Top 10" on Feb. 5!

The 2006-07 Bulldogs became the first team in league history to record 20 wins before February and the first Horizon League team to win 26 regular season games. Butler had three wins over teams that were ranked in the "Top 25" and eight victories over squads that advanced to the NCAA Tournament.

Lickliter became the first Butler basketball coach to be selected for the NABC's highest award. He's also become the first coach in Horizon League history to be honored by the national coaches organization.

Butler Athletic Hall of Fame

Men's basketball players/coaches in the Butler Athletic Hall of Fame:

- | | |
|-------------------------------------|--------------------------------------|
| George Cullen Thomas (Charter) | Marvin Wood (1999) |
| Orville J. Hooker (Charter) | Keith Greve (1999) |
| Hugh "Wally" Middlesworth (Charter) | Dick Haslam (1999) |
| Haldane Griggs (Charter) | Larry Shook (1999) |
| Robert Keach (Charter) | Dana Chandler (2000) |
| Archie Chadd (Charter) | Orvis Burdsall (2000) |
| Frank White (Charter) | Wally Cox (2000) |
| Oral Hildebrand (Charter) | Bill Lynch (2000) |
| Wilbur Schumacher (Charter) | William L. Shepherd (2001) |
| Paul D. "Tony" Hinkle (1992) | Stephen K. Norris (2001) |
| Robert Blessing (1992) | Billy L. Shepherd (2001) |
| Robert Nipper (1992) | Wayne Burris (2002) |
| David Konold (1992) | David Sanders (2002) |
| Frank Baird (1992) | Ed Schilling (2002) |
| Frank "Pop" Hedden (1993) | Daryl Mason (2003) |
| Jerry Steiner (1993) | James Petty (2003) |
| Robert E. Deitz (1993) | 1923-24 Men's Basketball Team (2003) |
| Charles F. Maas (1993) | 1928-29 Men's Basketball Team (2003) |
| James B. Doyle (1993) | Clarence Crain (2004) |
| Ralph "Buckshot" O'Brien (1994) | John Dunn (2004) |
| Bobby Plump (1994) | Larry Shade (2004) |
| Herb Schwomeyer (1994) | Marty Monserez (2005) |
| Jake Caskey (1995) | 1948-49 Men's Basketball Team (2005) |
| James "Speed" Allen (1995) | Barry Collier (2006) |
| Elwood "Woody" Norris (1995) | Tom Orner (2006) |
| Bill Hardy (1995) | Lynn Mitchem (2006) |
| Ken Freeman (1996) | Darrin Fitzgerald (2007) |
| Gerald A. Williams (1996) | Chad Tucker (2007) |
| Scott Armstrong (1997) | 1961-62 Men's Basketball Team (2007) |
| John Barrowcliff (1997) | Darin Archbold (2008) |
| Ken Pennington (1997) | Jon Neuhouser (2009) |
| Jeff Blue (1997) | Jermaine Guice (2011) |
| Jack Krebs (1997) | Norm Ellenberger (2012) |
| Jim Rosenstihl (1998) | Thomas Jackson (2013) |
| Bill Scott (1998) | Todd Lickliter (2014) |
| Tom Bowman (1998) | Rylan Hainje (2015) |
| Pat Page (1999) | |

SPECIAL AWARDS

NCAA Elite 88 Award

(Presented at each of the NCAA's 88 championships to the competing student-athlete with the highest cumulative grade point average.)

2010 Matt Howard

2011 Matt Howard

Chip Hilton Award

(Presented by Chip Hilton Sports and the Naismith Hall of Fame to a NCAA Division I men's basketball player for demonstrating outstanding character, leadership, integrity, humility, sportsmanship and talent.)

2003 Brandon Miller

2008 Mike Green

Frances Pomeroy Naismith Award

(Presented to the nation's outstanding senior player, who stands 6-0 and under, and has excelled in both athletics and academics.)

2008 Mike Green

NABC College All-Star Game

2008 Mike Green

2015 Kameron Woods

2016 Kellen Dunham


Collegiate Three-Point Championship

2003 Darnell Archey (Champion)

2008 A. J. Graves

2006 Bruce Horan

2015 Alex Barlow



Butler teammates Darnell Archey (left) and Brandon Miller were busy on Final Four weekend in 2003. Archey competed in and won the Collegiate Three-Point Shootout in New Orleans, while Miller was presented the Chip Hilton Award at the Hall of Fame brunch.

All-Time Butler Teams

Team of the Sesquicentennial

(2005-06 - Chosen by a committee of coaches, media, alumni & staff)

- | | |
|-------------------------------|------------------------|
| Bob Dietz, '34 | Darrin Fitzgerald, '87 |
| Ralph "Buckshot" O'Brien, '50 | Chad Tucker, '88 |
| Bobby Plump, '58 | Darin Archbold, '92 |
| Tom Bowman, '63 | Mike Marshall, '00 |
| Jeff Blue, '64 | Thomas Jackson, '02 |
| Billy Shepherd, Jr., '72 | Joel Cornette, '03 |
| Daryl Mason, '74 | Brandon Miller, '03 |
| Lynn Mitchem, '83 | |

All-Century Team


(1997-98 - Chosen by a fan vote)

- | | |
|-------------------------------|--------------------------|
| Bob Dietz, '34 | Jeff Blue, '64 |
| Ralph "Buckshot" O'Brien, '50 | Billy Shepherd, Jr., '72 |
| Bobby Plump, '58 | Darrin Fitzgerald, '87 |
| Ted Guzek, '58 | Chad Tucker, '88 |
| Tom Bowman, '63 | Darin Archbold, '92 |



Coaching Records

Paul D. "Tony" Hinkle (1898-1992)



Paul D. "Tony" Hinkle was the man who molded Butler University's athletic tradition. He served Butler for nearly half a century as a teacher, coach and athletic administrator, and then continued to stay active at the university following his retirement in 1970, filling the position of special assistant to the president.

The legendary coach came to Butler in 1921 and, except for a brief interruption in the early 1940's when he served as a naval officer, he remained with the university until his death in September, 1992. Among his many accomplishments was a basketball national championship in 1929. He led Butler to its first NIT berth in 1958 and to its first NCAA Tournament berth in 1962. In 1966, the Butler Fieldhouse was renamed Hinkle Fieldhouse in his honor. He coached in the East-West College All-Star game, the Indiana-Kentucky College All-Star game, and in the first game between the United States all-star team and the Soviet Union all-stars. While serving in the navy in 1943, he coached the Great Lakes team to a memorable upset of previously unbeaten Notre Dame.

During his time at Butler, Hinkle coached the school's football, basketball and baseball teams to over 1,000 victories, placing him among the nation's all-time winningest collegiate coaches and earning him a reputation as one of the nation's top three-sport coaches of all-time. His 560 career basketball wins rank him among the NCAA's "Top 40" all-time winningest basketball coaches, and his 41 years of coaching service rank fifth on the NCAA's all-time list behind Phog Allen of Kansas, Jim Phelan of Mount St. Mary's, Ed Diddle of Western Kentucky and Ray Meyer of DePaul.


Hinkle, born Dec. 19, 1898, was a member of the James Naismith Basketball Hall of Fame, the Helms Foundation Football and Basketball Halls of Fame, the Indiana Basketball Hall of Fame and the NACDA Hall of Fame. He was a president of the National Collegiate Basketball Coaches Association, and in 1962, he received the NCBCA's top award for his contributions to the game. He was also voted a special citation from the Football Writers Association of America for his work in college football.

Tony Hinkle's Butler Coaching Record


	Years	Won	Lost	Tied	Pct.
Football	1926, 35-41, 46-69	165	99	13	.619
Basketball	1926-42, 45-70	560	392	0	.588
Baseball	1921-28, 33-41, 46-70	335	309	5	.520
Totals		1060	800	18	.569

Did You Know?


Paul D. "Tony" Hinkle is the man who originated the orange colored basketball. Until the late 1950's, basketballs were dark brown, but Hinkle wanted a ball that could be better seen by players and fans. He worked with The Spalding Company to come up with a new ball, which was tested at the 1958 NCAA Finals in Louisville. The NCAA was impressed and the new orange ball was adopted.



Paul D. "Tony" Hinkle
1926-42, 1945-70



Joe Sexson
1977-89



Barry Collier
1989-2000

BUTLER COACHING RECORDS


Years	Coach	Seasons	Won	Lost	Pct.
1896-97	Unknown	1	1	0	1.000
1897-99	James Zink	2	2	5	.286
1899-1903	Walter Kelly	4	6	8	.429
1903-04	Ralph Jones	1	2	2	.500
1904-06	Edgar Wingard	2	7	3	.700
1906-07	Art Guedel	1	2	4	.333
1907-08	John McKay	1	4	4	.500
1908-09	Joe McCrea				
	John McKay	1	5	2	.714
1909-10	Walter Gipe	1	3	4	.429
1910-12	Bill Diddle	2	10	12	.455
1912-13, 1914-18	G. Cullen Thomas	5	16	28	.364
1918-19	Joe Mullane	1	1	9	.100
1919-20	F. E. Ellis	1	2	4	.333
1920-26	Harlan O. Page	6	103	30	.774
1926-42, 1945-70	Paul D. "Tony" Hinkle	41	560	392	.588
1942-43, 1944-45	Frank Hedden	2	18	15	.545
1970-77	George Theofanis	7	79	105	.429
1977-89	Joe Sexson	12	143	188	.432
1989-2000	Barry Collier	11	196	132	.598
2000-01	Thad Matta	1	24	8	.750
2001-07	Todd Lickliter	6	131	61	.682
2007-13	Brad Stevens	6	166	49	.772
2013-14	Brandon Miller	1	14	17	.452
2014-16	Chris Holtmann	2	45	22	.672
1896-2016		118	1540	1104	.582



Thad Matta
2000-2001



Todd Lickliter
2001-07



Brad Stevens
2007-13

Miscellaneous Coaching Records

Wins	560 "Tony" Hinkle 1926-42, 45-70	Games	952 "Tony" Hinkle 1926-42, 45-70
Winning Percentage (6 Seasons)	.772 Brad Stevens 2007-13	Winning Seasons	28 "Tony" Hinkle 1926-42, 45-70
Seasons	41 "Tony" Hinkle 1926-42, 45-70	20-Win Seasons	6 Brad Stevens

Coaching Records



Brad Stevens, who climbed to third place on Butler's all-time list for coaching victories after just six seasons, had the best coaching start in NCAA Division I history. Stevens, who guided the Bulldogs to five NCAA Tournament appearances, moved into the top spot on the NCAA Division I list for Best Career Coaching Starts By Wins, 6 Seasons, in 2012-13. He completed his final campaign with the Bulldogs with a 166-49 career record, three wins more than previous record-holder Jamie Dixon of Pittsburgh. Stevens also set the NCAA three-year (89), four-year (117) and five-year (139) records, and he finished second on the two-year (56) list (**at the time of his departure from Butler). Stevens was named head coach of the Boston Celtics in the summer of 2013.



Best NCAA Division I Career Starts By Wins

One Year			
Coach	School	Seasons	Record
Bill Guthridge	North Carolina	1997-98	34-4
Bill Hodges	Indiana State	1978-79	33-1
Brad Underwood	Stephen F. Austin	2013-14	32-3
Steve Prohm	Murray State	2011-12	31-2
Jamie Dixon	Pittsburgh	2003-04	31-5
<i>Brad Stevens</i>	<i>Butler</i>	<i>2007-08</i>	<i>30-4</i>

Two Years			
Coach	School	Seasons	Record
Brad Underwood	Stephen F. Austin	2014-15	61-8
Bill Guthridge	North Carolina	1998-99	58-14
<i>Brad Stevens</i>	<i>Butler</i>	<i>2008-09</i>	<i>56-10</i>
Everett Case	North Carolina State	1947-48	55-8
Shaka Smart	VCU	2010-11	55-21
<i>Todd Lickliter</i>	<i>Butler</i>	<i>2002-03</i>	<i>53-12</i>

Three Years			
Coach	School	Seasons	Record
<i>Brad Stevens</i>	<i>Butler</i>	<i>2008-10</i>	<i>89-15</i>
Brad Underwood	Stephen F. Austin	2014-16	89-14
Shaka Smart	VCU	2010-12	84-28
Mark Fox	Nevada	2005-07	81-18
Mark Few	Gonzaga	2000-02	81-20

Four Years			
Coach	School	Seasons	Record
<i>Brad Stevens</i>	<i>Butler</i>	<i>2008-11</i>	<i>117-25</i>
Shaka Smart	VCU	2010-13	111-37
Everett Case	No. Carolina State	1947-50	107-22
Josh Pastner	Memphis	2010-13	106-34
Mark Few	Gonzaga	2000-03	105-29

Five Years			
Coach	School	Seasons	Record
<i>Brad Stevens</i>	<i>Butler</i>	<i>2008-12</i>	<i>139-40</i>
Everett Case	No. Carolina State	1947-51	137-29
Shaka Smart	VCU	2010-14	137-46
Mark Few	Gonzaga	2000-04	133-32
Roy Williams	Kansas	1989-93	132-37

Six Years			
Coach	School	Seasons	Record
<i>Brad Stevens</i>	<i>Butler</i>	<i>2008-13</i>	<i>166-49</i>
Jamie Dixon	Pittsburgh	2004-09	163-45
Shaka Smart	VCU	2010-15	163-56
Everett Case	No. Carolina State	1947-52	161-39
Mark Few	Gonzaga	2000-05	159-37


Brad Stevens Coaching Career

Year	School	Overall	Pct.	Horizon League	Pct.	League Finish	Tournament	Postseason
2007-08	Butler	30-4	.882	16-2	.889	1st	1st	NCAA (Round of 32)
2008-09	Butler	26-6	.813	15-3	.833	1st	2nd	NCAA (Round of 64)
2009-10	Butler	33-5	.868	18-0	1.000	1st	1st	NCAA (National Runner-up)
2010-11	Butler	28-10	.737	13-5	.722	1st-Tie	1st	NCAA (National Runner-up)
2011-12	Butler	22-15	.595	11-7	.611	3rd-Tie	3rd-Tie	CBI (Semifinals)
2012-13	Butler	29-7	.750	11-5	.688	3rd-Tie	3rd-Tie	NCAA (Round of 32)
Career		166-49	.772	84-22	.792			



Postseason

2015-16




2015-16 Bulldogs, seated left to right: Trey Pettus, Kethan Savage, Steven Bennett, Tyler Lewis, Roosevelt Jones, Kellen Dunham, Sean McDermott, Jordan Gathers, and Kelan Martin. Middle Row: Christian Murphy (Mgr.), Matt Richter (Mgr.), Basketball Analyst Emerson Kampen, Assistant Coach Ryan Pedit, Assistant Coach Terry Johnson, Head Coach Chris Holtmann, Assistant Coach Michael Lewis, Coordinator of Basketball Operations Brandon Crone, Jim Peal (Strength & Conditioning Coordinator), Patrick Baker (Mgr.), Matt Qualters (Mgr.). Back Row: Clayton Young (Mgr.), Adam Owens (Mgr.), Davis Furman (Mgr.), Austin Etherington, Andrew Chrabaszcz, Nate Fowler, Jackson Davis, Tyler Wideman, Sam Sturtevant (Mgr.), Evan Underwood (Mgr.), Brad Parrish (Mgr.).

2015-16 NCAA Tournament
First Round, Raleigh, N.C., 3/17/16
Butler 71, Texas Tech 61
Second Round, Raleigh, N.C., 3/19/16
#4 Virginia 77, Butler 69




2012-13



2012-13 Bulldogs, seated left to right: Alex Barlow, Devontae Morgan, Chase Stigall, Andrew Smith, Emerson Kampen, Rotnei Clarke, Jackson Aldridge and Chris Harrison-Docks. Middle row: Clayton Young (Mgr.), Ryan Galloy (Head Athletic Trainer), Darnell Archey (Coord. of Basketball Operations), Asst. Coach Michael Lewis, Asst. Coach Matthew Graves, Head Coach Brad Stevens, Asst. Coach Terry Johnson, T. J. Saint (Grad. Mgr.), Drew Cannon (Grad. Mgr.) and Michael Burke (Mgr.). Back row: Jared Todd (Mgr.), Roosevelt Jones, Kellen Dunham, Erik Fromm, Kameron Woods, Khyle Marshall, Andrew Smeathers, Elliott Kampen and Christian Murphy (Mgr.).

2012-13 NCAA Tournament
Second Round, Lexington, Ky., 3/21/13
Butler 68, Bucknell 56
Third Round, Lexington, Ky., 3/23/13
#15 Marquette 74, Butler 72


2014-15



2014-15 Bulldogs, seated left to right: Steven Bennett, Austin Etherington, Jackson Aldridge, Kameron Woods, Alex Barlow, Roosevelt Jones, Kellen Dunham and Tyler Lewis. Middle Row: Clayton Young (Mgr.), Jacob Spielburg (Mgr.), Ryan Galloy (Head Athletic Trainer), Jim Peal (Strength & Conditioning Coordinator), Assistant Coach Terry Johnson, Head Coach Chris Holtmann, Assistant Coach Michael Lewis, Assistant Coach Emerson Kampen, Brandon Crone (Director of Basketball Operations) and Davis Furman (Mgr.). Back Row: Christian Murphy (Mgr.), Matt Qualters (Mgr.), Tyler Wideman, Andrew Chrabaszcz, Jackson Davis, Kelan Martin, Patrick Baker (Mgr.) and Matt Richter (Mgr.).

2014-15 NCAA Tournament
Second Round, Pittsburgh, Pa., 3/19/15
Butler 56, Texas 48
Third Round, Pittsburgh, Pa., 3/21/15
#8 Notre Dame 67, Butler 64 (OT)

2010-11 - National Finalist



2010-11 Bulldogs, seated left to right: Chrishawn Hopkins, Ronald Nored, Alex Anglin, Zach Hahn, Matt Howard, Shawn Vanzant, Grant Leiendecker and Shelvin Mack. Middle row: Eli Boyer (Mgr.), Ryan Galloy (Head Athletic Trainer), Darnell Archey (Coordinator of Basketball Operations), Asst. Coach Matthew Graves, Head Coach Brad Stevens, Asst. Coach Terry Johnson, Asst. Coach Micah Shrewsbury, Jim Peal (Strength Coach), and Mason Dettmer (Mgr.). Back row: Ryan McLaughlin (Mgr.), Garrett Butcher, Eric Fromm, Andrew Smith, Emerson Kampen, Khyle Marshall, Chase Stigall and Scott Schmelzer (Mgr.).




2010-11 NCAA Tournament
Second Round, Washington, D.C., 3/17/11
Butler 60, Old Dominion 58
Third Round, Washington, D.C., 3/19/11
Butler 71, #4 Pittsburgh 70
Sweet 16, New Orleans, La., 3/24/11
Butler 61, #16 Wisconsin 54
Elite Eight, New Orleans, La., 3/26/11
Butler 74, #15 Florida 71 (OT)
Final Four, Houston, Texas
National Semifinals, 4/2/11
Butler 70, VCU 62
National Championship Game, 4/4/11
#9 Connecticut 53, Butler 41

Postseason



2009-10 - National Finalist




2009-10 Bulldogs, seated left to right: Chase Stigall, Shelvin Mack, Nick Rodgers, Willie Veasley, Avery Jukes, Zach Hahn, Shawn Vanzant and Ronald Nored. Middle row: Ryan McLaughlin (Mgr.), Darnell Archey (Coordinator of Basketball Operations), Asst. Coach Micah Shrewsberry, Asst. Coach Matthew Graves, Head Coach Brad Stevens, Asst. Coach Terry Johnson, Jim Peal (Strength Coach), Ryan Galloy (Head Athletic Trainer) and Erick Brown (Mgr.). Back row: Scott Schmelzer (Mgr.), Grant Leiendecker, Alex Anglin, Emerson Kampen, Andrew Smith, Gordon Hayward, Matt Howard, Garrett Butcher and Eli Boyer (Mgr.).



2009-10 NCAA Tournament
 First Round, San Jose, Calif., 3/18/10
 #11 Butler 77, #25 UTEP 59
 Second Round, San Jose, Calif., 3/20/10
 #11 Butler 54, Murray State 52
 Sweet 16, Salt Lake City, Utah, 3/25/10
 #11 Butler 63, #4 Syracuse 59
 Elite Eight, Salt Lake City, Utah, 3/27/10
 #11 Butler 63, #7 Kansas State 56
 Final Four, Indianapolis, Ind.
 National Semifinals, 4/3/10
 #11 Butler 52, #13 Michigan State 50
 National Championship Game, 4/5/10
 #3 Duke 61, #11 Butler 59


2007-08



2007-08 Bulldogs, seated left to right: Zach Hahn, Nick Rodgers, Mike Green, Drew Streicher, Julian Betko, A. J. Graves, Ben Slaton and Shawn Vanzant. Middle row: Ryan McLaughlin (Mgr.), Asst. Coach Terry Johnson, Asst. Coach Brandon Miller, Head Coach Brad Stevens, Asst. Coach Matthew Graves, Micah Shrewsberry (Coordinator of Basketball Operations), Jim Peal (Strength Coach), and Erick Brown (Mgr.). Back row: Chris Neumann (Mgr.), Willie Veasley, Grant Leiendecker, Matt Howard, Avery Jukes, Elliot Engelmann, Alex Anglin and Ryan Galloy (Athletic Trainer).

2007-08 NCAA Tournament
 First Round, Birmingham, Ala., 3/21/08
 #11 Butler 81, South Alabama 61
 Second Round, Birmingham, Ala., 3/23/08
 #5 Tennessee 76, #11 Butler 71 (OT)

2008-09




2008-09 Bulldogs, seated left to right: Ronald Nored, Shawn Vanzant, Shelvin Mack, Chase Stigall, Alex Anglin, Grant Leiendecker, Willie Veasley, Nick Rodgers and Zach Hahn. Middle row: Jim Peal (Strength Coach), Asst. Coach Micah Shrewsberry, Asst. Coach Matthew Graves, Head Coach Brad Stevens, Asst. Coach Terry Johnson, Kevin Kuwik (Coordinator of Basketball Operations), Erick Brown (Mgr.) and Ryan Galloy (Head Athletic Trainer). Back row: Ryan McLaughlin (Mgr.), Garrett Butcher, Gordon Hayward, Emerson Kampen, Avery Jukes, Matt Howard and Tyler Niedemyer (Mgr.).

2008-09 NCAA Tournament
 First Round, Greensboro, N.C., 3/19/09
 #20/16 LSU 75, #22/23 Butler 71



2006-07




2006-07 Bulldogs, seated left to right: Ben Slaton, Mike Green, Julian Betko, Brian Ligon, Brandon Crone, Marcus Nellems, A. J. Graves and Grant Leiendecker. Middle row: Tim Buchmeier (Mgr.), Jim Peal (Strength Coach), Joel Cornette (Coordinator of Basketball Operations), Asst. Coach Matthew Graves, Head Coach Todd Lickliter, Asst. Coach Brad Stevens, Asst. Coach LaVall Jordan, Mark Rund (Athletic Trainer), and Erick Brown (Mgr.). Back row: David Moore-Beitler (Mgr.), Nick Rodgers, Avery Jukes, Drew Streicher, Pete Campbell, Elliot Engelmann, Willie Veasley and Chris Neumann (Mgr.).

2006-07 NCAA Tournament
 First Round, Buffalo, N.Y., 3/15/07
 #21 Butler 57, Old Dominion 46
 Second Round, Buffalo, N.Y., 3/17/07
 #21 Butler 62, #18 Maryland 59
 "Sweet 16", St. Louis, Mo., 3/23/07
 #3 Florida 65, #21 Butler 57



Postseason


2002-03



2002-03 Bulldogs, seated left to right: Ryan Reynolds, Brandon Miller, Darnell Archey, Lewis Curry, Joel Cornette, Mike Moore, Rob Walls, Duane Lightfoot and Avery Sheets. Middle row: Brian Landwer (Mgr.), Ryan Murray (Mgr.), Matthew Graves (Director of Basketball Operations), Asst. Coach Jeff Meyer, Head Coach Todd Lickliter, Asst. Coach Mike Marshall, Asst. Coach Brad Stevens, Kevin Lynch (Trainer), and Brian Scheur (Mgr.). Back row: Carl Heck (Mgr.), Bruce Horan, Mike Monserez, Andy Grunst, Ben Grunst, Jeff James, Nick Gardner and Vince Green (Mgr.).

2002-03 NCAA Tournament
First Round, Birmingham, Ala., 3/21/03
Butler 47, #20 Mississippi State 46
Second Round, Birmingham, Ala., 3/23/03
Butler 79, #14 Louisville 71
"Sweet 16", Albany, N.Y., 3/28/03
#3 Oklahoma 65, Butler 54

2000-01




2000-01 Bulldogs, seated left to right: Thomas Jackson, Brandon Miller, Nick Gardner, LaVall Jordan, Duane Lightfoot, Jr., Darnell Archey, Rob Walls and Ryan Falquist. Middle row: Brian Landwer (Mgr.), Travis Steele (Mgr.), Brad Stevens (Director of Basketball Operations), Asst. Coach Todd Lickliter, Asst. Coach Mike Marshall, Head Coach Thad Matta, Asst. Coach John Groce, Tom Higgins (Trainer), Justin Sinders (Mgr.), Paul Ziemba (Mgr.) and Shannon Patterson (Strength Coach). Back row: Mike Monserez, Lewis Curry, Scott Robisch, Ben Grunst, Joel Cornette, Mike Moore and Rylan Hainje.

2000-01 NCAA Tournament
First Round, Kansas City, Mo., 3/16/01
Butler 79, #23 Wake Forest 63
Second Round, Kansas City, Mo., 3/18/01
#4 Arizona 73, Butler 52




1999-00



1999-00 Bulldogs, seated left to right: Brandon Miller, Darnell Archey, Ryan Murray, Mike Marshall, Andrew Graves, LaVall Jordan, Jason Myers, Thomas Jackson. Middle Row: Glen Korobov (Administrative Asst.), Shannon Patterson (Strength Coach), Paul Ziemba (Student Manager), Asst. Coach Thad Matta, Head Coach Barry Collier, Asst. Coach Mark Bailey, Tom Higgins (Athletic Trainer), Asst. Coach Todd Lickliter, Ben Danner (Student Manager), Chad Lynn (Student Manager). Back row: Luke Reed, Lewis Curry, Joel Cornette, Scott Robisch, Ben Grunst, Mike Moore, Rylan Hainje, Michael Hicks.

1999-00 NCAA Tournament
First Round, Winston-Salem, N.C., 3/17/00
#13 Florida 69, Butler 68 (OT)

1997-98




1997-98 Bulldogs, seated left to right: Andy Hirschy, Jeff Rogers, Jon Neuhouser, Rolf van Rijn, Dan Dudukovich, Matthew Graves and Otis Frazier. Middle row: David Slone (Mgr.), Ralph Reiff (trainer), Asst. Coach Jim Price, Head Coach Barry Collier, Asst. Coach Mark Bailey, Asst. Coach Thad Matta, Glen Korobov (Admin. Asst.) and Kyle Burkholder (Mgr.). Back row: Jason Myers, Michael Hicks, Mike Marshall, Bjorn Gieseck, Mike Pflugner, Andrew Graves and LaVall Jordan.

1997-98 NCAA Tournament
First Round, Lexington, Ky., 3/13/98
#18 New Mexico 79, Butler 62

Postseason



1996-97




1996-97 Bulldogs, seated left to right: Mike Pflugner, Bjorn Gieseck, T. J. Perry, Kelsey Wilson, Chad Cantor, Rolf van Rijn, Jon Neuhauser. Middle row: Ralph Reiff (trainer), Asst. Coach Jay John, Todd Lickliter (admin. asst.), Asst. Coach Jim Price, Head Coach Barry Collier, Asst. Coach Ed Kelly, Nick Reading (manager), Dave Slone (manager). Back row: Brent Rockwood, Jeff Rogers, Matthew Graves, Dan Dudukovich, Mike Marshall, Andrew Graves, Andy Hirschy.

1996-97 NCAA Tournament
First Round, Detroit, Mich., 3/13/97
 #10 Cincinnati 86, Butler 69




1961-62



1961-62 Bulldogs, seated, left to right: Erv Bultman, Larry Shook, Leo Braun, Dick Haslam, Gerry Williams, Jack Krebs, Charles McElfresh. Middle row: Dick Green, Gordon Pope, Dan Kaufman, Jeff Blue, Don Wilson, Larry Johnson. Back row: Leroy Blocher, Asst. Coach Robert Dietz, Ken Freeman, Earl Engle, John Weber, Tom Bowman, Gregg Ferrin, Head Coach Tony Hinkle, Mert Prophet (trainer).

1961-62 NCAA Tournament
First Round, Lexington, Ky., 3/12/62
 Butler 56, #8 Bowling Green 55
Regional Semifinals, Iowa City, Iowa, 3/16/62
 #3 Kentucky 81, Butler 60
Regional Third Place, Iowa City, Iowa, 3/17/62
 Butler 87, Western Kentucky 86 (OT)

Collegiate National Champions



1924 National Champions. From left: Hal Griggs, Robert Keach, Paul Jones, Gerald Strole (rear), Wally Middlesworth (front), Orville Hooker, Robert Nipper, Gene Colway, Head Coach Harlan O. "Pat" Page.

1923-24
AAU National Tournament, Kansas City, Mo.
 Butler 34, Schooley-Woodstock 29
 Butler 35, Hillyards 29
 Butler 40, Kansas State Teachers 21
Championship: Butler 30, Kansas City Athletic Club 26

1928-29
John J. McDevitt Trophy
 Presented to the collegiate national champion by the
 Veteran Athletes of Philadelphia

National Invitation Tournament (NIT)

1957-58
 St. John's 76, Butler 69 (*First Round at New York, N.Y., 3/13/58*)
1958-59
 Butler 94, Fordham 80 (*First Round at New York, N.Y., 3/12/59*)
 Bradley 83, Butler 77 (*Second Round at New York, N.Y., 3/14/59*)
1984-85
 Indiana 79, Butler 57 (*First Round at Bloomington, Ind., 3/15/85*)
1990-91
 Wyoming 63, Butler 61 (*First Round at Laramie, Wyo., 3/15/91*)
1991-92
 Purdue 82, Butler 56 (*First Round at West Lafayette, Ind., 3/19/92*)
1993-94 (Pre-Season)
 Cincinnati 90, Butler 72 (*First Round at Cincinnati, Ohio, 11/17/93*)
1998-99
 Butler 51, Bradley 50 (*First Round at Peoria, Ill., 3/10/99*)
 Butler 75, Old Dominion 62 (*Second Round at Indianapolis, Ind., 3/15/99*)
 Clemson 89, Butler 69 (*Quarterfinals at Clemson, S. C., 3/18/99*)
2001-02
 Butler 81, Bowling Green 68 (*First Round at Indianapolis, Ind., 3/14/02*)
 Syracuse 66, Butler 65 - OT (*Second Round at Syracuse, N.Y., 3/18/02*)
2005-06
 Butler 53, Miami, Ohio 52 (*Opening Round at Indianapolis, Ind., 3/14/06*)
 Florida State 67, Butler 63 (*First Round at Tallahassee, Fla., 3/17/06*)
2006-07 (NIT Season Tip-Off)
 Butler 71, Notre Dame 69 (*Midwest Regional, Indianapolis, Ind. at Conoco Fieldhouse, 11/13/06*)
 Butler 60, Indiana 55 (*Midwest Regional, 11/14/06*)
 Butler 56, #22 Tennessee 44 (*Semifinals, New York, N.Y., 11/22/06*)
 Butler 79, #18 Gonzaga 71 (*Finals, 11/24/06*)

BUTLER POSTSEASON NIT RECORD: 5-8
BUTLER PRESEASON NIT RECORD: 4-1

College Basketball Invitational (CBI)

2011-12
 Butler 75, Delaware 58 (*First Round at Hinkle Fieldhouse, 3/14/12*)
 Butler 63, Penn 53 (*Quarterfinals at Philadelphia, Pa., 3/19/12*)
 Pittsburgh 68, Butler 62-OT (*Semifinals at Hinkle Fieldhouse, 3/21/12*)

BUTLER POSTSEASON CBI RECORD: 2-1



Championships/Polls

Butler's Conference Championships

Regular Season		
Year	Conference	Coach
1932-33	Missouri Valley Conference	Tony Hinkle
1933-34	Missouri Valley Conference	Tony Hinkle
1946-47	Mid-American Conference	Tony Hinkle
1951-52	Indiana Collegiate Conference	Tony Hinkle
1952-53	Indiana Collegiate Conference	Tony Hinkle
1953-54	Indiana Collegiate Conference	Tony Hinkle
1958-59	Indiana Collegiate Conference	Tony Hinkle
1960-61	Indiana Collegiate Conference	Tony Hinkle
1961-62	Indiana Collegiate Conference	Tony Hinkle
1969-70	Indiana Collegiate Conference	Tony Hinkle
1972-73	Indiana Collegiate Conference	George Theofanis
1976-77	Indiana Collegiate Conference	George Theofanis
1977-78	Indiana Collegiate Conference	Joe Sexson
1996-97	Midwestern Collegiate Conference	Barry Collier
1999-00	Midwestern Collegiate Conference	Barry Collier
2000-01	Midwestern Collegiate Conference	Thad Matta
2001-02	Horizon League	Todd Lickliter
2002-03	Horizon League	Todd Lickliter
2006-07	Horizon League	Todd Lickliter
2007-08	Horizon League	Brad Stevens
2008-09	Horizon League	Brad Stevens
2009-10	Horizon League	Brad Stevens
2010-11	Horizon League	Brad Stevens
Tournament		
1996-97	Midwestern Collegiate Conference	Barry Collier
1997-98	Midwestern Collegiate Conference	Barry Collier
1999-00	Midwestern Collegiate Conference	Barry Collier
2000-01	Midwestern Collegiate Conference	Thad Matta
2007-08	Horizon League	Brad Stevens
2009-10	Horizon League	Brad Stevens
2010-11	Horizon League	Brad Stevens

Butler's In-Season Tournament Championships

1947-48	Hoosier Classic <i>Indianapolis, Ind./Hinkle Fieldhouse</i> Butler 52, Purdue 50 Butler 64, Indiana 51	Tony Hinkle
1948-49	Hoosier Classic <i>Indianapolis, Ind. (Hinkle Fieldhouse)</i> Butler 64, Indiana 55 Butler 47, Purdue 43	Tony Hinkle
2001-02	Top of the World Classic <i>Fairbanks, Alaska (Carlson Center)</i> Butler 73, Radford 56 Butler 76, Delaware 59 Butler 67, Washington 64	Todd Lickliter
	Hoosier Classic Indianapolis, Ind. (Market Square Arena) Butler 45, Samford 37 Butler 66, Indiana 64	Todd Lickliter
2007-08	Great Alaska Shootout <i>Anchorage, Alaska (Sullivan Arena)</i> Butler 79, Michigan 65 Butler 74, Virginia Tech 78 (OT) Butler 81, Texas Tech 71	Brad Stevens
2010-11	Diamond Head Classic <i>Honolulu, Hawaii (Stan Sheriff Center)</i> Butler 74, Utah 62 Butler 67, Florida State 64 Butler 84, Washington State 68	Brad Stevens

Butler In The National Polls

2015-16		
Date	A.P.	USA Today
Preseason	24	22
Nov. 16	22	20
Nov. 23	rv	rv
Nov. 30	rv	25
Dec. 7	18	21
Dec. 14	17	18
Dec. 21	9	12
Dec. 28	9	10
Jan. 4	18	19
Jan. 11	23	23
Jan. 18	18	24
Jan. 25	rv	rv
Feb. 1	---	rv
March 7	rv	rv
March 14	rv	rv
April 4	No Poll	rv

2014-15		
Date	A.P.	USA Today
Dec. 1	23	RV (29)
Dec. 8	15	19
Dec. 15	23	25
Dec. 22	RV (39)	RV (40)
Jan. 5	RV (28)	RV (34)
Jan. 12	RV (38T)	NR
Jan. 19	RV (36T)	RV (38T)
Jan. 26	25	RV (31)
Feb. 2	22	22
Feb. 9	18	18
Feb. 16	19	19
Feb. 23	23	23
Mar. 2	21	21
Mar. 9	22	22
Mar. 16	24	23
Apr. 6	--	23

2012-13		
Date	A.P.	USA Today
Preseason	RV (31)	RV (38T)
Nov. 12	RV (32)	--
Nov. 26	RV (34)	RV (42T)
Dec. 3	RV (35)	RV (37)
Dec. 10	RV (33T)	RV (32)
Dec. 17	19	25
Dec. 24	18	21
Dec. 31	17	20
Jan. 7	14	17
Jan. 14	13	13
Jan. 21	9	9
Jan. 28	9	10
Feb. 4	14	14
Feb. 11	11	10
Feb. 18	15	15
Feb. 25	20	21
Mar. 4	RV (31)	RV (30)
Mar. 11	RV (27)	RV (28)
Mar. 18	RV (29)	RV (31)
Apr. 8	--	RV (26)

2010-11		
Date	A.P.	ESPN/USA Today
Preseason	17	18
Nov. 15	11	18
Nov. 22	RV (28)	23
Nov. 29	--	RV (35)
Dec. 27	RV (35)	RV (34)
Jan. 3	RV (32)	RV (35)
Jan. 17	RV (45-T)	--
Feb. 28	RV (35-T)	--
Mar. 7	RV (35-T)	--
Mar. 14	RV (33)	RV (36)
Apr. 6	--	2

2009-10		
Date	A.P.	ESPN/USA Today
Preseason	11	10
Nov. 16	11	10
Nov. 23	12	10
Nov. 30	23	20
Dec. 7	22	20
Dec. 14	21	17
Dec. 21	20	16
Dec. 28	RV	23
Jan. 4	RV	24
Jan. 11	RV	22
Jan. 18	RV	20
Jan. 25	RV	18
Feb. 1	23	15
Feb. 8	18	15
Feb. 15	18	13

Feb. 22	15	10
Mar. 1	12	11
Mar. 8	12	12
Mar. 15	11	8
Apr. 6	--	2

2008-09		
Date	A.P.	ESPN/USA Today
Preseason	RV (47T)	--
Dec. 1	RV (38T)	RV (35T)
Dec. 8	RV (34)	RV (32)
Dec. 15	RV (30T)	RV (30)
Dec. 22	RV (29)	RV (31T)
Dec. 29	25	RV (28)
Jan. 5	21	20
Jan. 12	17	18
Jan. 19	16	17
Jan. 26	13	13
Feb. 2	11	11
Feb. 9	15	15
Feb. 16	21	22
Feb. 23	24	23
Mar. 2	22	22
Mar. 9	16	17
Mar. 16	22	23
Apr. 8	--	25

2007-08		
Date	A.P.	ESPN/USA Today
Nov. 5	RV (28)	RV (31)
Nov. 12	25	RV (28)
Nov. 19	22	23
Nov. 26	16	16
Dec. 3	13	13
Dec. 10	18	19
Dec. 17	16	18
Dec. 24	16	17
Dec. 31	16	17
Jan. 4	14	14
Jan. 14	12	12
Jan. 21	15	14
Jan. 28	12	12
Feb. 4	10	11
Feb. 11	9	10
Feb. 18	8	8
Feb. 25	14	13
Mar. 3	14	12
Mar. 10	12	10
Mar. 17	11	10
Apr. 8	--	14

2006-07		
Date	A.P.	ESPN/USA Today
Nov. 20	RV	RV
Nov. 27	19	18
Dec. 4	15	14
Dec. 11	18	18
Dec. 18	16	16
Dec. 25	15	15
Jan. 1	13	13
Jan. 8	12	12
Jan. 15	18	15
Jan. 22	14	11
Jan. 29	13	11
Feb. 5	10	9
Feb. 12	13	12
Feb. 19	15	15
Feb. 26	18	16
Mar. 5	19	17
Mar. 12	21	19

2002-03		
Date	A.P.	ESPN/USA Today
Final	--	21

2001-02		
Date	A.P.	ESPN/USA Today
Dec. 25	23	--
Jan. 1	20	--
Jan. 8	24	--

1948-49		
Date	A.P.	ESPN/USA Today
Jan. 18	19	--
Jan. 25	17	--
Feb. 1	16	--
Feb. 8	16	--
Feb. 15	11	--
Feb. 22	11	--
Mar. 1	11	--
Mar. 8	18	--

Postseason



Butler NCAA Tournament Records

Single Game

Individual

Most Points: 30, Shelvin Mack vs. Pittsburgh, 2011
Most Field Goals: 10, Shelvin Mack vs. Pittsburgh, 2011
Most Field Goal Attempts: 22, Tom Bowman vs. Kentucky, 1962
Best Field Goal Pct. (10 Att.): .818 (9-11), Pete Campbell vs. South Alabama, 2008
Most Three-Point Field Goals: 8, Darnell Archey vs. Louisville, 2003; Pete Campbell vs. South Alabama, 2008
Most Three-Point Field Goal Attempts: 13, Shelvin Mack vs. Florida, 2011
Best Three-Point Field Goal Pct. (5 Att.): .889 (8-9), Darnell Archey vs. Louisville, 2003
Most Free Throws: 11, Matt Howard vs. VCU, 2011
Most Free Throw Attempts: 13, Matt Howard vs. LSU, 2009
Best Free Throw Pct. (5 Att.): 1.000 (8-8), Gordon Hayward vs. Duke, 2010; Andrew Chrabaszcz vs. Notre Dame, 2015
Most Rebounds: 16, Andrew Smith vs. Bucknell, 2013
Most Assists: 9, Mike Monserez vs. Louisville, 2003
Most Steals: 5, A. J. Graves vs. Tennessee, 2008
Most Blocked Shots: 3, Joel Cornette vs. Florida, 2000; Alex Barlow vs. Marquette, 2013; Kameron Woods vs. Notre Dame, 2015


Team

Most Points (Win): 87 vs. Western Kentucky (86)-OT, 1962
Most Points, Regulation Game: 81 vs. South Alabama, 2008
Fewest Points (Win): 47 vs. Mississippi State (46), 2003
Fewest Points (Loss): 41 vs. Connecticut (53), 2011
Biggest Margin of Victory: 20 (81-61) vs. South Alabama, 2008
Field Goals: 38 vs. Western Kentucky, 1962
Field Goal Attempts: 75 vs. Western Kentucky, 1962
Field Goal Pct.: .522 (24-46) vs. Kentucky, 1962
Free Throws: 25 vs. Bucknell, 2013
Free Throw Attempts: 32 vs. Cincinnati, 1997
Free Throw Pct. (15 made): .893 (25-28) vs. Bucknell, 2013
Three-Point Field Goals: 15 vs. South Alabama, 2008
Three-Point Field Goal Attempts: 33 vs. Florida, 2011; vs. Connecticut, 2011
Three-Point Field Goal Pct. (5 made): .636 (14-22) vs. Louisville, 2003
Rebounds: 48 vs. VCU, 2011
Assists: 21 vs. Louisville, 2003
Steals: 13 vs. Cincinnati, 1997; vs. Syracuse, 2010
Turnovers: 20 vs. Kansas State, 2010
Blocked Shots: 8 vs. Marquette, 2013

Tournament

Individual

Most Points: 122, Shelvin Mack, 2011 (6 games)
Most Field Goals: 39, Shelvin Mack, 2011 (6 games)
Most Field Goal Attempts: 89, Shelvin Mack, 2011 (6 games)
Best Field Goal Pct. (15 Att.): .684 (13-19), Pete Campbell, 2008 (3 games)
Most Three-Point Field Goals: 23, Shelvin Mack, 2011 (6 games)
Most Three-Point Field Goal Attempts: 57, Shelvin Mack, 2011 (6 games)
Best Three-Point Field Goal Pct. (10 Att.): .688 (11-16), Darnell Archey, 2003 (3 games)
Most Free Throws: 37, Gordon Hayward, 2010 (6 games)
Most Free Throw Attempts: 45, Gordon Hayward, 2010 (6 games)
Best Free Throw Pct. (10 Att.): .850 (34-40), Matt Howard, 2011 (6 games)
Most Rebounds: 42, Gordon Hayward, 2010 (6 games); Matt Howard, 2011 (6 games)
Most Assists: 20, Ronald Nored, 2010 (6 games)
Most Steals: 16, Ronald Nored, 2010 (6 games)
Most Blocked Shots: 4, Gordon Hayward, 2010 (6 games)



Pete Campbell hit eight three-point field goals and scored 26 points in 20 minutes against South Alabama in the NCAA Tournament.

Team

Most Points: 377, 2011 (6 games)
Most Points Per Game: 76.0, 2008 (2 games)
Field Goals: 122, 2011 (6 games)
Field Goal Attempts: 334, 2011 (6 games)
Field Goal Pct.: .476 (50-105), 2016 (2 games)
Free Throws: 88, 2010 (6 games)
Free Throw Attempts: 130, 2010 (6 games)
Free Throw Pct.: .852 (23-27), 2001 (2 games)
Three-Point Field Goals: 50, 2011 (6 games)
Three-Point Field Goal Attempts: 160, 2011 (6 games)
Three-Point Field Goal Pct.: .500 (16-32), 2016 (2 games)
Rebounds: 221, 2011 (6 games)
Assists: 54, 2010 (6 games)
Steals: 48, 2010 (6 games)
Blocked Shots: 11, 2013 (2 games)

All-Time

Individual

Most Games: 15, Matt Howard, 2008-11; Shawn Vanzant, 2008-11; Zach Hahn, 2008-11
Most Points: 232, Shelvin Mack (13 games, 2009-11)
Most Rebounds: 83, Matt Howard (15 games, 2008-11)
Most Assists: 35, Shelvin Mack (13 games, 2009-11)



Season Records

Year	Won	Lost	Pct.	Coach	Year	Won	Lost	Pct.	Coach
1896-97	1	0	1.000	Unknown	1963-64	13	13	.500	Paul D. Hinkle
1897-98	2	3	.400	James Zink	1964-65	11	15	.423	Paul D. Hinkle
1898-99	0	2	.000	James Zink	1965-66	16	10	.615	Paul D. Hinkle
1899-00	2	1	.667	Walter Kelly	1966-67	9	17	.346	Paul D. Hinkle
1900-01	2	1	.667	Walter Kelly	1967-68	11	14	.440	Paul D. Hinkle
1901-02	1	3	.250	Walter Kelly	1968-69	11	15	.423	Paul D. Hinkle
1902-03	1	3	.250	Walter Kelly	1969-70	15	11	.577	Paul D. Hinkle
1903-04	2	2	.500	Ralph Jones	1970-71	10	16	.385	George Theofanis
1904-05	6	2	.750	Wingard	1971-72	6	20	.231	George Theofanis
1905-06	1	1	.500	Wingard	1972-73	14	12	.539	George Theofanis
1906-07	2	4	.333	Art Guedel	1973-74	14	12	.539	George Theofanis
1907-08	4	4	.500	John McKay	1974-75	10	16	.385	George Theofanis
1908-09	5	2	.714	John McKay, Joe McCrea	1975-76	12	15	.444	George Theofanis
1909-10	3	4	.429	Walter Gipe	1976-77	13	14	.482	George Theofanis
1910-11	5	7	.417	Bill Diddle	1977-78	15	11	.577	Joe Sexson
1911-12	5	5	.500	Bill Diddle	1978-79	11	16	.407	Joe Sexson
1912-13	3	8	.273	G. C. Thomas	1979-80	12	15	.444	Joe Sexson
1913-14				NO BASKETBALL AT BUTLER	1980-81	5	22	.185	Joe Sexson
1914-15	3	4	.429	G. C. Thomas	1981-82	7	20	.259	Joe Sexson
1915-16	3	4	.429	G. C. Thomas	1982-83	15	13	.536	Joe Sexson
1916-17	7	6	.539	G. C. Thomas	1983-84	13	15	.464	Joe Sexson
1917-18	0	6	.000	G. C. Thomas	1984-85	19	10	.655	Joe Sexson
1918-19	1	9	.100	Joe Mullane	1985-86	9	19	.321	Joe Sexson
1919-20	2	4	.333	F. E. Ellis	1986-87	12	16	.429	Joe Sexson
1920-21	16	4	.800	Harlan O. Page	1987-88	14	14	.500	Joe Sexson
1921-22	24	6	.800	Harlan O. Page	1988-89	11	17	.393	Joe Sexson
1922-23	16	4	.800	Harlan O. Page	1989-90	6	22	.214	Barry Collier
1923-24	11	7	.611	Harlan O. Page	1990-91	18	11	.621	Barry Collier
1924-25	20	4	.833	Harlan O. Page	1991-92	21	10	.678	Barry Collier
1925-26	16	5	.762	Harlan O. Page	1992-93	11	17	.393	Barry Collier
1926-27	17	4	.810	Paul D. Hinkle	1993-94	16	13	.552	Barry Collier
1927-28	19	3	.864	Paul D. Hinkle	1994-95	15	12	.556	Barry Collier
1928-29	17	2	.895	Paul D. Hinkle	1995-96	19	8	.704	Barry Collier
1929-30	12	8	.600	Paul D. Hinkle	1996-97	23	10	.697	Barry Collier
1930-31	17	2	.895	Paul D. Hinkle	1997-98	22	11	.667	Barry Collier
1931-32	14	5	.737	Paul D. Hinkle	1998-99	22	10	.688	Barry Collier
1932-33	16	5	.762	Paul D. Hinkle	1999-00	23	8	.742	Barry Collier
1933-34	14	7	.667	Paul D. Hinkle	2000-01	24	8	.750	Thad Matta
1934-35	13	7	.650	Paul D. Hinkle	2001-02	26	6	.813	Todd Licklitter
1935-36	6	15	.286	Paul D. Hinkle	2002-03	27	6	.818	Todd Licklitter
1936-37	6	14	.300	Paul D. Hinkle	2003-04	16	14	.533	Todd Licklitter
1937-38	11	12	.478	Paul D. Hinkle	2004-05	13	15	.464	Todd Licklitter
1938-39	14	6	.700	Paul D. Hinkle	2005-06	20	13	.606	Todd Licklitter
1939-40	17	6	.739	Paul D. Hinkle	2006-07	29	7	.806	Todd Licklitter
1940-41	13	9	.591	Paul D. Hinkle	2007-08	30	4	.882	Brad Stevens
1941-42	13	9	.591	Paul D. Hinkle	2008-09	26	6	.813	Brad Stevens
1942-43	4	9	.308	Frank Hedden	2009-10	33	5	.868	Brad Stevens
1943-44				NO BASKETBALL AT BUTLER	2010-11	28	10	.737	Brad Stevens
1944-45	14	6	.700	Frank Hedden	2011-12	22	15	.595	Brad Stevens
1945-46	12	8	.600	Paul D. Hinkle	2012-13	27	9	.750	Brad Stevens
1946-47	16	7	.696	Paul D. Hinkle	2013-14	14	17	.452	Brandon Miller
1947-48	14	7	.667	Paul D. Hinkle	2014-15	23	11	.676	Chris Holtmann
1948-49	18	5	.783	Paul D. Hinkle	2015-16	22	11	.667	Chris Holtmann
1949-50	12	12	.500	Paul D. Hinkle					
1950-51	5	19	.208	Paul D. Hinkle	Totals	1540	1104	.582	118 Seasons
1951-52	12	12	.500	Paul D. Hinkle					
1952-53	14	9	.609	Paul D. Hinkle					
1953-54	13	12	.520	Paul D. Hinkle					
1954-55	10	14	.417	Paul D. Hinkle					
1955-56	14	9	.609	Paul D. Hinkle					
1956-57	11	14	.440	Paul D. Hinkle					
1957-58	16	10	.615	Paul D. Hinkle					
1958-59	19	9	.679	Paul D. Hinkle					
1959-60	15	11	.577	Paul D. Hinkle					
1960-61	15	11	.577	Paul D. Hinkle					
1961-62	22	6	.786	Paul D. Hinkle					
1962-63	16	10	.615	Paul D. Hinkle					

Butler Lettermen



A

Adams, 1910
Adams, Claris, 1907
Agnew, Ralph, 1917
Albertson, Phil, 1940#
Aldridge, Jackson, 2012, 13, 14, 15
Allen, 1897
Allen, Danny, 1991, 92, 93, 94*
Allen, Wilbur, 1928, 29, 30
Allison, Scott, 1989
Alosinac, Boris, 2006#
Anderson, George, 1893
Anderson, Roger, 1931
Angell, Robert, 1961#
Anglin, Alex, 2008, 09, 10, 11
Anthony, Leslie, 1904
Arbuckle, Gordan, 1931
Archbold, Darin, 1989, 90, 91, 92*
Archey, Darnell, 2000, 01, 02, 03
Armstrong, Scott, 1934, 35, 36
Atkinson, Charles, 1940

B

Bacon, Bill, 1898
Bailey, Alan, 1931
Baird, Frank, 1932, 33, 34*
Baker, Charles, 1893
Baker, Dee, 1949, 50
Baker, Patrick, 2014#, 15#, 16#
Banks, Michael, 1991, 92
Barlow, Alex, 2012, 13, 14, 15
Barnett, Carl, 1907
Barnett, Chester, 1907
Barrick, Jim, 1959, 60
Barrowcliff, John, 1947, 48, 49
Bastian, Dave, 1980
Batts, Roscoe, 1934, 35, 36
Baumgartner, Jim, 1942
Beam, Mark, 1983, 84, 85, 86*
Beauford, Brian, 1991, 92, 93
Bennett, Dave, 1969, 70, 71
Bennett, Steven, 2014, 15, 16
Berry, Rick, 1987, 88, 89, 90
Berry, Nolan, 2014
Betko, Julian, 2006, 07, 08*
Bevelhimer, Paul, 1951
Black, Art, 1922
Blackwell, Jess, 1961
Bland, Eugene, 1945
Blessing, Bob, 1924
Blocher, LeRoy, 1962#, 63#
Blomberg, Bruce, 1972
Blue, Jeff, 1962, 63, 64
Blue, Mike, 1964
Bose, Orville, 1959, 60
Bottema, Ray, 1945
Bottorff, Bob, 1962
Bowen, Tim, 1990, 91, 92, 93
Bovens, Quincy, 1993
Bowman, Tom, 1961, 62, 63
Braden, Carl, 1942, 43
Braden, Harold, 1940
Braftford, Ralph, 1935, 36
Braun, Leo, 1961, 62
Brens, J. P., 1990, 91, 92, 93*
Brickert, Everett, 1907
Brooks, Nick, 2004, 05
Brown, Bill, 1966, 67
Brown, Elijah, 2014
Brown, Erick, 2007#, 08#, 09#
Brown, Mark, 1904
Brown, Paul, 1922
Buchmeier, Tim 2007#
Buck, Dick, 1960
Bugg, William, 1927, 28, 29
Bull, Robert, 1895, 96
Bultman, Erv, 1962
Burdsall, Orvis, 1950, 51, 52*
Burke, Michael, 2012#, 13#
Burriss, Wayne, 1974, 75, 76, 77*
Burt, Mike, 1984, 85
Butcher, Garrett, 2009, 10, 11, 12*
Butcher, Gary, 1963#, 64#, 65#
Butler, George, 1898

Butler, Tom, 1981, 82, 83

C

Campbell, Pete, 2007, 08*
Cantor, Chad, 1994, 95, 96, 97
Carr, John, 1978, 79
Carretta, Brian, 1995
Caskey, Jake, 1929
Cave, Marvin, 1948
Chadd, Archie, 1926, 27, 28*
Chadd, Howard, 1931, 32
Chambers, Charles, 1940#
Chandler, Dana, 1927, 28, 29
Chapman, Mike, 1964, 65
Chapman, Ralph, 1949, 50*
Chickendantz, Harry, 1931, 32, 33
Christopher, Clarence, 1925, 28
Christopher, Marshall, 1928, 29, 30
Chrabascz, Andrew, 2014, 15, 16
Clark, Ed, 1966#, 67#
Clarke, Rotnei, 2013
Clay, Bob, 1936
Clayton, Jack, 1940, 41
Collier, Barry, 1975, 76
Colway, Eugene, 1922, 23, 24, 25
Combs, Lester, 1940, 41
Compton, Leroy, 1945
Cook, 1897
Cook, Art, 1945, 46*
Corbett, Norval, 1936
Cornelius, George, 1917
Cornette, Joel, 2000, 01, 02, 03*
Cosgrove, Art, 1935, 36, 38*
Coward, Marcus, 1994, 95
Cox, Gary, 1967, 68
Cox, Wally, 1955, 56, 57, 58
Craft, Ray, 1958
Crain, Clarence, 1971, 72, 73
Cranny, Dick, 1952
Cranny, Jerry, 1946, 47, 48
Crockett, Reggie, 1950
Crone, Brandon, 2004, 05, 06*, 07*
Croner, Ken, 1985, 86
Crosley, Jim, 1952, 53, 54*
Crump, Lynn, 1991#, 92#, 93#
Cunningham, John, 1898
Curry, Lewis, 2000, 01, 02, 03

D

Dale, Jerry, 1981
Daniels, 1907
Danner, Ben, 1999#, 00#
Darrah, 1897
Davenport, Frank, 1904, 06
Davenport, Fred, 1906, 07
Davenport, T., 1906
Davidson, 1893
Davis, Bert, 1931, 32, 33
Davis, Claude, 1980, 81, 82*, 83*
Davis, Jackson, 2015, 16
Deaton, John, 1989
Demmary, Gene, 1933, 34, 35
Deputy, Jim, 1941, 42
Detmer, Mason, 2012#
DeWitt, Gerald, 1945
Diederich, Ed, 1921
Dietz, Bob, 1939, 40, 41*
Ditz, Tom, 1898, 99
Disney, Brian, 1992#
Ditmire, Joe, 1955, 56
Dobson, Clarence, 1898, 99
Donovan, Rick, 1987, 88, 89, 90
Doyle, Jim, 1947, 48, 49, 50
Drew, Scott, 1992#
Dudukovich, Dan, 1995, 96, 97, 98
Duncan, 1898
Dunham, Kellen, 2013, 14, 15, 16
Dunn, John, 1974, 75, 76, 77*

E

Edwards, Dean, 1992
Edwards, Scott, 1907
Edwards, Vic, 1957
Eggert, Kyle, 1974

Ehret, Kent, 1971, 72, 73
Ellenberger, Norm, 1953, 54
Engelmann, Elliot, 2007, 08
Engle, Earl, 1959, 62
Englerth, Charles, 1952
Etherington, Austin, 2015, 16
Etherington, Brett, 1988, 89, 90, 91
Evans, Bob, 1947, 48, 49
Evans, Oscar, 1971, 72

F

Falquist, Ryan, 2001
Farley, 1898
Fawcett, Willard, 1936, 37, 38
Fehn, Jeff, 1975, 76, 77, 78
Ferguson, Doug, 1970
Ferrin, Gregg, 1963, 64
Fields, Walt, 1949
Fine, Marion, 1946
Fisher, 1897, 98
Fitzgerald, Darrin, 1984, 85, 86*, 87*
Fitzgerald, Ed, 1907
Fleece, Vener, 1907
Fledderjohn, John, 1964
Fletcher, Bob, 1943
Floyd, Walter, 1927, 28
Fordyce, Chad, 1988, 89, 90, 91
Fortmeyer, Phil, 1970#
Foster, Henry, 1955, 56, 57
Fougerousse, Art, 1951
Fowler, Nate, 2016
Fowlkes, Darren, 1986, 87, 88, 89*
Frankfort, Marty, 1917*, 18*
Frayman, Jack, 1954, 55
Frazier, Otis, 1998
Freeman, Darren, 1992
Freeman, Ken, 1960, 62
Fromm, Erik, 2011, 12, 13, 14*
Fromuth, Alan, 1927, 28, 29
Fulkerson, 1897
Furman, Davis, 2015#, 16#

G

Gallahar, Tony, 1985, 86, 87
Gardner, Nick, 2001, 02, 03, 04
Garey, 1897
Garrott, Floyd, 1970, 71
Gathers, Jordan, 2016
Gault, Wade, 1989, 90, 91, 92*
Gavin, 1897
Gerdt, Doug, 1978#
Gerkensmeyer, Earl, 1935, 36, 37
Geyer, William, 1937, 38, 39
Gieseck, Bjorn, 1996, 97, 98, 99
Gilbreth, Dave, 1983, 84, 85
Givens, Chris, 1986, 87
Givens, 1907
Good, Charles, 1913, 17
Graham, Alva, 1922
Graves, A. J., 2005, 06, 07, 08*
Graves, Andrew, 1997, 98, 99, 00*
Graves, Matthew, 1994, 96, 97*, 98*
Green, 1898
Green, Dick, 1964
Green, Lowell, 1939#
Green, Mike, 2007, 08*
Green, Vince, 2003#, 04#, 05#, 06#
Greve, Keith, 1952, 53, 54, 58*
Griffith, Harry, 1893
Griffith, Henry, 1893
Griggs, Haldane, 1923, 24, 25*
Grunst, Andy, 2003, 04, 05
Grunst, Ben, 2001, 02
Guice, Jermaine, 1991, 92, 93*, 94*
Gunn, Byron, 1939, 40
Guzek, Ted, 1955, 56, 57, 58

H

Hackworth, Brett, 1980#
Haffner, Dick, 1959, 60
Hahn, Zach, 2008, 09, 10, 11
Hainje, Rylan, 1999, 00, 01, 02
Hall, 1893
Hall, John, 1950, 51

Hamilton, Bill, 1939, 40, 41
Hardin, Steve, 1969
Hardy, Bill, 1942
Harker, Albert, 1923, 24, 26
Harmsen, Brian, 1978, 79
Harper, 1897
Harper, Clarence, 1968, 69
Harper, Mike, 1984, 85, 86, 87
Harris, Joe, 1987
Harrison, Ray, 1909
Hartley, Alonzo, 1907
Hartman, Norm, 1946
Haseley, Tim, 1982, 83, 84, 85
Haslam, Dick, 1960, 61, 62
Haslet, William, 1931, 32
Hayward, Gordon, 2009, 10
Haywood, Rodney, 1988, 89, 90*
Hazelett, Bruce, 1967
Heck, Carl, 2003#, 04#, 05#
Hedden, Frank, 1931#
Herbert, David, 1986, 87, 88
Hester, 1897
Hicks, Michael, 1998, 99
Hildebrand, Oral, 1928, 29, 30*
Hirschy, Andy, 1996, 97, 98, 99*
Hogan, Pat, 1945
Hohlt, Jim, 1967
Holloway, Don, 1952, 53, 55*
Holt, Dave, 1971, 72
Holz, Harold, 1926, 27, 28
Hombert, John, 1956
Hopkins, Chrishawn, 2011, 12
Hooker, Orville, 1921, 22*, 23, 24
Hoover, Aaron, 1985
Horan, Bruce, 2003, 04, 05, 06*
Hosier, Maurice, 1928, 29, 30
Howard, Matt, 2008, 09*, 10*, 11*
Howell, Jim, 1954
Howenstine, Fred, 1930#
Hoyt, Garry, 1967, 68, 69
Humbert, John, 1946
Hummel, Lee, 1945
Hummell, Keith, 1893
Hunckler, Fred, 1941, 42, 43*
Hunt, 1898
Hurt, Jim, 1971, 72
Hutson, Steve, 1979, 80, 81
Hynes, 1893

I

Ikerd, Larry, 1983, 84, 85
Iwema, Ron, 1963, 64, 65

J

Jackman, Willis, 1926, 28
Jackson, Bob, 1951
Jackson, Thomas, 1999, 00, 01, 02
Jaggers, Chester, 1937, 39
James, Jeff, 2003, 04
Jarrett, Danny, 1982, 83, 84
Johnson, Larry, 1962
Jones, Greg, 1982, 83
Jones, John, 1959
Jones, John "Skip", 1982, 83
Jones, Johnny, 1985, 86
Jones, Paul, 1921, 22, 23, 24
Jones, Roosevelt, 2012, 13, 15, 16
Jones, Rowland, 1919, 21*, 22
Jones, Tom, 1964, 65
Jones, Toy, 1934, 35*, 36*
Jones, Will, 1999
Jordan, LaVall, 1998, 99, 00, 01*
Joseph, Loren, 1939, 40
Jukes, Avery, 2008, 09, 10
Jump, 1898
Jung, Phil, 1957

K

Kaiser, Bob, 1953#
Kampen, Elliott, 2012, 13, 14
Kampen, Emerson, 2010, 11, 12, 13
Karaffa, John, 1988, 89, 90, 91
Kaufman, Dan, 1962
Keach, Bob, 1925, 26



Butler Lettermen

Keen, Clyde, 1895, 96
 Kennington, Bob, 1912, 13
 Kettenbach, 1897
 Kettenbach, John, 1893
 King, Bob, 1945
 King, Morris, 1934#
 Kingsbury, 1897
 Kingsbury, John, 1904
 Kingsbury, Layman, 1907, 09, 10
 Kingsbury, Theo, 1907
 Kitterman, Clayton, 1906, 07
 Knobel, George, 1939, 40
 Kokinda, Jack, 1968#
 Kon, Marcel, 1994, 95
 Konold, Dave, 1925
 Kouns, Beryl, 1955
 Krebs, Jack, 1963

L

Labda, Lodie, 1954
 Landwehr, Brian, 2001#, 02#, 03#, 04#
 Larsen, Bill, 1947
 Leffler, Mike, 1958, 59
 Leiendecker, Grant, 2008, 09, 10, 11
 Leslie, John, 1921, 22, 23*
 Lewis, Tyler, 2016
 Lickliter, Todd, 1978, 79
 Lightfoot, Jr., Duane, 2001, 02, 03, 04*
 Ligon, Brian, 2004, 05, 06*, 07*
 Lile, Carl, 1974, 75
 Lincks, Bob, 1951#, 52#
 Lister, John, 1893, 97
 Littrell, Jody, 1987, 88, 89, 90*
 Lloyd, George, 1929#
 Lockhart, Art, 1913
 Loop, Charles, 1897, 98
 Loop, Martin, 1898
 Loop, Marvin, 1895, 96
 Lubs, Larry, 1977, 78, 79
 Ludlow, Ovid, 1895, 96
 Lynch, Bill, 1973, 75, 76*, 77
 Lynn, Chad, 1999#

M

Maas, Charlie, 1947, 48, 49*
 Mack, Shelvin, 2009, 10, 11
 Mackenzie, Jack, 1953, 54
 Mackey, Greg, 1984, 85, 86
 Maguire, Chester, 1907
 Mahurin, Doug, 1981
 Maloney, Joe, 1977, 78, 79
 Manifold, Lothair, 1943
 Markland, Glenn, 1917
 Marsh, Chester, 1907, 09, 10
 Marsh, John, 1970
 Marshall, Kyle, 2011, 12, 13, 14*
 Marshall, Mike, 1997, 98, 99*, 00*
 Martin, Kelan, 2015, 16
 Maschmeyer, Cliff, 1943
 Mason, Daryl, 1972, 73, 74
 Matta, Thad, 1988, 89, 90*
 Mauck, Bill, 1967, 68
 Mauzy, Harold, 1904
 McClain, Tom, 1949#, 50#
 McCray, James, 1940, 41
 McGaughey, Carl, 1898, 99
 McGlocklin, Don, 1975, 76, 77, 78*
 McGlocklin, Jon, 1975, 76
 McKay, Bob, 1906, 07, 09, 10
 McKenzie, Jason, 1993, 94, 95, 96*
 McKinney, Brad, 1987#, 88#
 McLaughlin, Ryan, 2008#, 09#
 McNorton, Paul, 1923
 McRoberts, Tim, 1981, 82, 83, 84*
 Mehl, Bob, 1949
 Merrill, William, 1936, 37, 38
 Middlesworth, Hugh, 1922, 23, 24*
 Miller, Brandon, 2001, 02, 03*
 Miller, Glenn, 1942, 43
 Miller, Harold, 1942, 43
 Miller, Mike, 1979, 80, 81
 Miller, Raymond, 1931, 32, 33*
 Miller, William, 1958, 59
 Milner, Gene, 1966, 67

Mingle, George, 1943
 Mintner, Harry, 1895, 96
 Miskel, Chris, 1993, 94, 95, 96*
 Mitchell, Doug, 1977, 78*, 79*
 Mitchell, Shedrick, 1956, 57
 Mitchem, Lynn, 1980, 81, 82*, 83*
 Moffett, 1909
 Monserez, Marty, 1972, 73, 74*
 Monserez, Mike, 2002, 03, 04*
 Moore, 1897
 Moore, Mike, 2000, 01, 02, 03
 Moore-Beitler, David, 2007#
 Morgan, Devontae, 2013
 Morris, Jim, 1936#
 Moses, John, 1959
 Mullane, Joe, 1912
 Murphy, Christian, 2013#, 14#, 15#, 16#
 Murray, James, 1906, 07, 09
 Murray, Paul, 1904
 Murray, Ryan, 1999, 2002#, 03#
 Mustain, John, 1954
 Myers, Brent, 1994#, 95#, 96#
 Myers, Jason, 1998, 99, 00
 Myers, Tyner, 1907

N

Neat, Lyle, 1939, 40, 41
 Neat, Scott, 1969
 Nell, John, 1967, 68
 Nellems, Marcus, 2006, 07
 Neuhouser, Jon, 1995, 96, 97*, 98*
 Neumann, Chris, 2005#, 06#, 07#, 08#
 Niedermyer, Tyler, 2008#
 Nipper, Bob, 1923, 24, 25, 26*
 Nored, Ronald, 2009, 10, 11, 12*
 Norris, Elwood, 1941
 Norris, Steve, 1968, 69, 70
 Null, Mike, 1895, 96

O

O'Brien, Ralph "Buckshot", 1947, 48, 49, 50
 O'Brien, Waller, 1950
 Olcott, Lloyd, 1947#
 Ormes, 1897
 Orner, Tom, 1976, 77, 78, 79
 Osborne, James, 1907
 Overman, Earl, 1935, 37
 Owens, Adam, 2016#

P

Parker, 1897
 Parker, James, 2004
 Parrish, Ben, 1932, 33, 34
 Parrish, Brad, 2014#, 15#, 16#
 Patterson, Gary, 2005
 Paul, Gordon, 1923, 24
 Paul, Justus, 1912, 13
 Pearson, Joe, 1970
 Pennington, Ken, 1958, 59*, 60*
 Perry, George, 1937, 38, 39*
 Perry, T. J., 1994, 95, 96, 97
 Peterman, Mark, 1955, 56, 57*
 Peters, Steve, 1982#, 83#
 Pettus, Trey, 2015, 16
 Petty, Jerry, 1960
 Petty, Jim, 1966
 Pflugner, Mike, 1996, 97, 98, 99
 Phillips, Burdette, 1993
 Place, A. W., 1898
 Plump, Bobby, 1955, 56, 57, 58
 Poer, Harold, 1893
 Poland, Laural, 1937, 38, 39
 Polk, Brandon, 2005, 06
 Pollock, Doug, 1976, 77, 78
 Pope, Gordon, 1962, 63
 Porter, Harry, 1953, 54
 Prenatt, Dave, 1980
 Pritchett, Jess, 1932#
 Proffitt, Searle, 1931, 32, 33*

Q

Qualters, Matt, 2014#, 15#, 16#

R

Race, 1917
 Radecki, Larry, 1970
 Radkovic, Mike, 1952, 53*
 Raker, Gary, 1979, 80*
 Ramey, Larry, 1959, 60, 61
 Randel, John, 1972, 73
 Reed, Bob, 1953, 54
 Reed, Luke, 1999
 Redenbacher, Leon, 1956
 Rehl, Bob, 1943
 Reid, Charles, 1907
 Reidenbach, Clarence, 1907
 Reinhardt, Craig, 1974, 75
 Reissner, Frank, 1932, 33, 34
 Reynolds, Cleon, 1929, 30
 Reynolds, Ryan, 2002, 03, 04
 Reliford, Katara, 1992, 93
 Richardson, Charles, 1939
 Richardson, Joe, 1982, 83
 Richardson, Thomas, 1912, 13
 Richter, Matt, 2014#, 15#, 16#
 Riley, Ray, 1957
 Robbins, Pat, 1945
 Roberts, 1897, 98
 Roberts, Lon, 1895, 96
 Robinson, 1893
 Robinson, Clyde, 1935#
 Robisch, Scott, 2000, 01, 02
 Rockwood, Brent, 1997
 Rodebeck, Ray, 1945
 Rodgers, Chris, 1981, 82, 83
 Rodgers, Nick, 2007, 08, 09, 10
 Roe, Nate, 1907
 Roe, Tom, 1898, 99
 Rogers, Jeff, 1995, 96, 97*, 98*
 Rollins, 1897
 Rose, Nathaniel, 1906, 07, 09
 Rosenstihl, Jim, 1951
 Ryser, Dave, 1990, 91, 92

S

Salatich, Ron, 1966, 67
 Sanders, Dave, 1963, 64, 65
 Scheetz, Dave, 1954, 55, 56*
 Schilling, Ed, 1966, 67*
 Schmidt, Herbert, 1907
 Schofield, Byron, 1937
 Schroeder, Bob, 1968, 69, 70
 Schumacher, Wilbur, 1940, 41, 42*
 Schwomeyer, Herb, 1942
 Scott, 1898
 Scott, Bill, 1958, 59*
 Scott, Mickey, 1967
 Seal, Jon, 1969, 70
 Selimbegovic, Srdan, 1996
 Sexson, Andy, 1980
 Sexson, Rick, 1975, 76
 Shade, Larry, 1964, 65, 66*
 Shakleton, 1893
 Sheets, Avery, 2003, 04, 05, 06
 Shepherd, Bill, Sr., 1947, 48, 49
 Shepherd, Bill, Jr., 1970, 71, 72
 Sherman, Russell, 2006#
 Shook, Larry, 1962, 63
 Shoup, John, 1988, 89, 90, 91
 Showley, Lon, 1965, 66
 Shunneson, Michael, 1994#
 Silvers, Xerxes, 1910, 12*, 13*
 Slaton, Ben, 2006, 07, 08
 Smalligan, Jamie, 2004, 05
 Smeathers, Andrew, 2012, 13
 Smith, Andrew, 2010, 11, 12, 13*
 Smith, David, 1893
 Smith, Lewis, 1937#
 Sommerville, 1893
 Spadorcia, Jon, 1969
 Speckman, Dave, 1973, 74, 75
 Spielburg, Jacob, 2014#, 15#, 16#
 Steele, Travis, 2001#
 Steiner, Jerry, 1938, 39, 40*
 Stewart, Ray, 1952, 53
 Stigall, Chase, 2010, 11, 12, 13
 Stohler, Gene, 1950

Streicher, Drew, 2005, 06, 07, 08*
 Strole, Gerald, 1925, 26
 Sturtevant, Sam, 2016#
 Summers, Ed, 1926
 Sussman, Henry, 1917

T

Tackett, Marshall, 1930, 31, 32*
 Taylor, John, 1991, 92, 93, 94*
 Tharpe, Harold, 1907, 09
 Theofanis, George, 1952, 57
 Thomas, Cullen, 1909, 10, 12
 Thomas, Frank, 1979, 80
 Thompson, 1898
 Thompson, Ed, 1977, 78, 79
 Thompson, Luther, 1893
 Tidrow, Ernie, 1942, 43
 Todd, Jared, 2012#, 13#, 14#
 Toon, Herod, 1945, 46, 47*, 48*
 Townsend, Earl, 1907
 Trice, Travis, 1994, 95*
 Tryer, Lester, 1897
 Tucker, Chad, 1984, 85, 86*, 88*

U

Underwood, Evan, 2015#, 16#

V

Vandermeer, Melvin, 1939, 40
 van Rijn, Rolf, 1995, 96, 97, 98
 Van Sickle, Wayne, 1899
 Van Wirt, 1910
 Vanzant, Shawn, 2008, 09, 10, 11
 Veasley, Willie, 2007, 08, 09, 10*
 Vlovic, Michael, 2014
 VonBargen, Scott, 1987

W

Wagener, Don, 1938
 Wakefield, Bob, 1925, 26, 27*
 Wallace, Roger, 1907
 Walls, Rob, 2001, 02, 03
 Warren, Tony, 1980, 81, 82*, 83
 Watson, Mike, 1971
 Weaver, Paul, 1942, 43
 Weber, John, 1961, 62
 Weidekamp, Flavian, 1951
 Weir, Paul, 1906
 Wells, John, 1956#
 White, Frank, 1927, 28, 29*
 Whitinghill, Wilbur, 1940
 Wideman, Tyler, 2015, 16
 Williams, Frank, 1893
 Williams, Gerry, 1961, 62, 63
 Williams, Jeff, 1973, 74, 75
 Wilson, Don, 1961, 62
 Wilson, Kelsey, 1994, 95, 96, 97
 Wilson, Michael, 1989, 90, 91, 92*
 Windhurst, Bob, 1945
 Winger, Doug, 1967, 68*
 Wise, Verl, 1913
 Withrow, Lyle, 1930, 31
 Wolfe, Charles, 1907
 Wolfe, Richards, 1931, 32
 Wood, Marvin, 1948, 49, 50
 Woods, Kameron, 2012, 13, 14, 15
 Woodling, Homer, 1924
 Wright, 1893

Y

Yeater, Mike, 1986, 87
 Young, Clayton, 2013#, 14#, 15#, 16#

Z

Ziamba, Paul, 1999#, 00#, 01#

*Team captain. #Team manager.

All-Time Results



1892-93

No Results Available

Varsity Award Winners: George Anderson, Charles Baker, Davidson, Harry Griffith, Henry Griffith, Hall, Keith Hummell, Hynes, John Kettenbach, John Lister, Ormes, Harold Poer, Robinson, Shakleton, David Smith, Sommerville, Luther Thompson, Frank Williams, Wright.

1893-94

No Results Available

1894-95

No Results Available

Varsity Award Winners: Robert Bull, Clyde Keen, Marvin Loop, Ovid Ludlow, Harry Minter, Mike Null, Lon Roberts.

1896-97

Record: 1-0

W Y.M.C.A. 13-1
Varsity Award Winners: Allen, Cook, Darrah, Fisher, Fulkerson, Garey, Gavin, Harper, Hester, Kettenbach, Kingbury, Lister, Loop, Moore, Parker, Roberts, Rollins, Tryer.

1897-98

Record: 2-3

Coach: James Zink
L Indiana 6-22
W Rose Polytechnic Inst. 18-0
L Miami (Ohio) 0-6
W Earlham 18-0
L Indianapolis Ath. Club 0-14
Varsity Award Winners: Bill Bacon, George Butler, John Cunningham, Dom Diltz, Clarence Dobson, Duncan, Farley, Fisher, Green, Hunt, Jump, Charles Loop, Martin Loop, Carl McGaughey, A. Place, Roberts, Tom Roe, Scott Thompson.

1898-99

Record: 0-2

Coach: James Zink
No Results Available

1899-00

Record: 2-1

Coach: Walter Kelly
No Results Available

1900-01

Record: 2-1

Coach: Walter Kelly
W INDIANA 20-17
W Indiana 24-20
L Purdue 12-41
Varsity Award Winners: Unknown

1901-02

Record: 1-3

Coach: Walter Kelly
W Indiana 17-15
L PURDUE 23-30
L INDIANA 29-32
L Purdue 24-71
Varsity Award Winners: Unknown

1902-03

Record: 1-3

Coach: Walter Kelly
L Indiana 16-28
L INDIANA 23-35
Varsity Award Winners: Unknown

1903-04

Record: 2-2

Coach: Ralph Jones

W Indiana State Normal 28-14
L DePauw 24-38
L Earlham 23-43
W Indiana State Normal 22-14
Varsity Award Winners: Leslie Anthony, Mark Brown, Frank Davenport, John Kingsbury, Harold Mauzy, Paul Murray.

1904-05

Record: 6-2

Coach: Wingard
W Wabash 30-23
L Indiana 23-41
W Franklin 30-29
L Indiana State Normal 29-31
W Franklin 45-22
W INDIANA 44-29
W Hanover 44-23
W Earlham 41-36
Varsity Award Winners: Unknown

1905-06

Record: 1-1

Coach: Wingard
W Shortridge High School 18-8
L Indiana 11-42
Varsity Award Winners: Frank Davenport, Fred Davenport, T. Davenport, Clayton Kitterman, Robert McKay, James Murray, Nathaniel B. Rose, Paul Weir.

1906-07

Record: 2-4

Coach: Art Guedel
W Purdue Medical School 46-8
L DePauw 28-43
W Indiana State Normal 23-20
L Indiana 17-30
L Indiana 7-46
L Earlham 13-33
Varsity Award Winners: Claris Adams, Carl Barnett, Chester Barnett, Everett Brickert, Daniels, Fred Davenport, Scot Edwards, Ed Fitzgerald, Vener Fleece, Givens, Alonzo Hartley, Layman Kingsbury, Theo Kingsbury, Clayton Kitterman, Robert McKay, Chester Maguire, Chester Marsh, James Murray, Tyner Myers, James Osborne, Charles E. Reid, Clarence Reidenbach, Nate Roe, Nathaniel B. Rose, Herbert Schmidt, Harold Tharpe, Earl Townsend, Roger Wallace, Charles Wolfe.

1907-08

Record: 4-4

Coach: John McKay
L Rose Polytechnic Inst. 17-34
W Indiana State Normal 35-24
W Indiana Law School 43-17
L Earlham 21-29
W DePauw 23-22
L DePauw 21-27
L Rose Polytechnic Inst. 13-33
W Miami, Ohio 47-12
Varsity Award Winners: Unknown

1908-09

Record: 5-2

Coach: Joe McCrea, John McKay
Captain: James Murray
W Hanover 37-21
L Notre Dame 11-47
L Earlham 16-28
W Franklin 15-10
W Hanover 26-18
W Transylvania 29-28
W DePauw 32-24
Varsity Award Winners: Ray Harrison, Layman Kingsbury, Robert McKay, Chester Marsh, Moffett, James Murray, Nate Rose,

Tharp, Cullen Thomas.

1909-10

Record: 3-4

Coach: Walter Gipe
L Hanover 23-38
L Notre Dame 16-49
W Indiana State Normal 25-8
L Wabash 19-55
L Hanover 31-53
W DePauw 27-21
W Indiana State Normal 38-15
Varsity Award Winners: Adams, Layman Kingsbury, McKay, Chester Marsh, Silvers, Cullen Thomas, Van Wirt.

1910-11

Record: 5-7

Coach: Bill Diddle
W Franklin 26-10
L Indiana 16-41
W Indiana State Normal 25-10
L DePauw 14-15
L Wabash 8-27
L Wabash 18-25
W Indiana State Normal 36-14
L Cincinnati 11-15
L Centerville 16-21
L Georgetown 18-22
W DePauw 25-18
W Franklin 22-19
Varsity Award Winners: Unknown

1911-12

Record: 5-5

Coach: Bill Diddle
Captain: Xerxes Silvers
W Franklin 33-8
L Indiana 12-15
L Earlham 15-32
W Indiana State Normal 25-17
L Purdue 12-51
W Indiana State Normal 24-21
W Indiana 23-17
L Franklin 8-18
L DePauw 20-21
W DePauw 20-15
Varsity Award Winners: Robert Kennington, Joe Mullane, Justus Paul, Thomas Richardson, Xerxes Silvers, Cullen Thomas.

1912-13

Record: 3-8

Coach: G. C. Thomas
Captain: Xerxes Silvers
L Indiana State Normal 11-29
L Rose Polytechnic Inst. 21-31
L Earlham 23-26
L Earlham 21-27
W Franklin 21-18
L Indiana State Normal 33-43
L Rose Polytechnic Inst. 7-19
L Wabash 15-46
L Franklin 21-24
W Hanover 26-18
W Hanover 26-17
Varsity Award Winners: Charles Good, Robert Kennington, Arthur Lockhart, Justus Paul, Thomas Richardson, Xerxes Silvers, Verl Wise.

1913-14

No Basketball

1914-15

Record: 3-4

Coach: G. C. Thomas
L Indiana Dental 26-36
W Danville Cent. Normal 46-19

L Danville Cent. Normal 11-53
W Indiana State Normal 24-23
L Franklin 27-56
W Rose Polytechnic 24-21
L Earlham 24-50
Varsity Award Winners: Unknown

1915-16

Record: 3-4

Coach: G. C. Thomas
W Indiana Dental 24-14
L Wabash 14-32
W Rose Polytechnic 31-21
W Indiana Dental 27-23
L Rose Polytechnic 24-28
L Franklin 12-24
L Indiana State Normal 23-35
Varsity Award Winners: Unknown

1916-17

Record: 7-6

Coach: G. C. Thomas
Captain: Marty Frankfort
W Indiana Dental 19-15
W Hanover 28-18
W Earlham 35-19
L Indiana 9-18
W Rose Polytechnic 26-21
L Indiana State Normal 12-29
W Franklin 18-17
W Franklin 34-14
L Indiana Dental 18-25
L Indiana State Normal 31-35
W Rose Polytechnic 35-26
L Franklin 11-35
L Indiana Dental 21-23
Varsity Award Winners: Ralph Agnew, George Cornelius, Marty Frankfort, Charles Good, Glenn Markland, Race, Henry Sussman.

1917-18

Record: 0-6

Coach: G. C. Thomas
Captain: Marty Frankfort
L Nat. Ama. Gym Union 0-39
L Rose Polytechnic 20-40
L Indiana Dental 19-40
L Franklin 16-23
L Earlham 20-41
L Indiana Dental 22-35
Varsity Award Winners: Unknown

1918-19

Record: 1-9

Coach: Joe Mullane
L Wabash 21-38
L DePauw 27-42
L Indiana State Normal 30-45
L Indiana Dental 30-36
L Earlham 35-37
W Franklin 33-22
L Indiana State Normal 28-29
L Earlham 11-22
L Wabash 26-29
L Franklin 18-48
Varsity Award Winners: Rowland Jones.

1919-20

Record: 2-4

Coach: F. E. Ellis
W Danville Cent. Normal 44-18
W Indiana State Normal 26-20
L Rose Polytechnic 26-27
L Wabash 17-35
L Rose Polytechnic 16-39
L Indiana State Normal 32-34



All-Time Results



Harlan O. "Pat" Page
1920-26

1920-21
Record: 16-4

Coach: Harlan O. Page
Captain: Rowland Jones

W Indiana Dental	31-26
W Indiana Dental	33-17
W Earlham	42-29
L Purdue	26-41
W Rose Polytechnic	38-18
W Danville Cent. Normal	41-13
W Mooresville	33-31
W Cincinnati Y.M.C.A.	59-25
L Purdue	28-37
W Louisville	62-24
W Evansville	34-24
W Franklin	32-23
W Indiana State Normal	41-30
W Rose Polytechnic	44-19
L Wabash	25-34
W Earlham	31-27
W Indiana State Normal	32-28
W Indiana Dental	29-10
L Wabash	25-29
W Chicago	29-21

Varsity Award Winners: Ed Diederich, Orville Hooker, Paul Jones, Rowland Jones, John Leslie.

1921-22
Record: 24-6

Coach: Harlan O. Page
Captain: Orville Hooker

W IND.CHAMBER OF COMM.	34-29
W Danville Central Normal	61-17
W Hanover	35-31
W Indiana Law School	35-14
W FAIRBANKS-MORSE	55-15
W Manchester	31-29
W Wisconsin	26-20
W Chicago	16-13
L Purdue	19-42
W Yale	51-16
W Vincennes YMCA	32-24
W Notre Dame	37-21
W Rose Polytechnic	35-28
L Illinois	28-30
W Indiana State Normal	49-24
W Earlham	61-27
W Notre Dame	28-23
W Centre	31-9
W Kalamazoo Normal	27-18
W South Bend YMCA	25-18
L DePauw	23-29
W Wabash	31-26
W EVANSVILLE	67-17
W Centre	43-25

W Franklin	35-26
L Franklin	29-30
W Earlham	35-18
W LAKE FOREST	43-23
L Wabash	24-31
L DePauw	16-25

Varsity Award Winners: Arthur Black, Paul Brown, Eugene Colway, Alva Graham, Orville Hooker, Paul Jones, Rowland Jones, John Leslie, Hugh Middlesworth.

1922-23
Record: 16-4

Coach: Harlan O. Page
Captain: John Leslie

W Wisconsin	20-13
L Marquette	17-18
W Illinois	29-25
W Notre Dame	29-14
W Purdue	43-20
W Rose Polytechnic	57-16
W Notre Dame	41-18
W DePauw	28-22
W Wabash	29-21
L Wabash	19-32
W Earlham	43-26
L Franklin	17-25
W Danville Cent. Normal	61-17
W Indiana Dental	51-17
W Carnegie Technical	42-16
W Chicago	30-15
W Earlham	48-37
W Hanover	55-34
W Indiana State Normal	38-26
L Franklin	22-26

Varsity Award Winners: Eugene Colway, Haldane Griggs, Albert Harker, Orville Hooker, Paul Jones, John Leslie, Paul McNorton, Hugh Middlesworth, Robert Nipper, Gordon Paul.

1923-24
Record: 11-7

AAU NATIONAL CHAMPIONS

Coach: Harlan O. Page
Captain: Hugh Middlesworth

L Iowa	23-26
L Franklin	19-35
L DePauw	21-36
W Chicago	26-17
L DePauw	17-23
W Hanover	32-24
L Illinois	27-28
L Wabash	23-28
W Wabash	35-17
W Hanover	38-21
L Wisconsin	23-25
W Marquette	24-18
W Haskell Inst.	51-18
W Franklin	36-22
W Schooley-Woodstock#	34-29
W Hillyards#	35-29
W Kansas St. Teachers#	40-21
W K. C. Athletic Club#	30-26

Varsity Award Winners: Robert Blessing, Eugene Colway, Haldane Griggs, Albert Harker, Orville Hooker, Paul Jones, Hugh Middlesworth, Robert Nipper, Gordon Paul, Homer Woodling.
#AAU National Tournament.

1924-25
Record: 20-4

Coach: Harlan O. Page Captain: Haldane Griggs	
W MANCHESTER	50-25
W Iowa	26-22
W Wisconsin	22-16
W Marquette	25-17
W ILLINOIS	24-22

W VANDERBILT	37-17
L Ohio State	25-34
W LOMBARD	41-23
W NOTRE DAME	31-16
W Dayton	28-22
W DePauw	18-16
W Chicago	23-17
L WABASH	19-22
W Concordia Seminary	32-15
W Vanderbilt	33-13
W Notre Dame	32-23
L FRANKLIN	17-22
W DePAUW	30-25
W Franklin	29-16
L Wabash	31-35
W EARLHAM	40-30
W Ball State	28-13
W Kansas City Ath. Club	29-28
W Earlham	28-18


Varsity Award Winners: Clarence Christopher, Eugene Colway, Haldane Griggs, Bob Keach, David Konold, Robert Nipper, Gerald Strole, Bob Wakefield.

1925-26
Record: 16-5

Coach: Harlan O. Page
Captain: Robert Nipper

W Muncie Normal	41-13
L Manchester	28-32
L Illinois	22-23
L Iowa	24-26
W Franklin	31-17
W Dayton	44-12
W DePauw	43-23
W Earlham	31-15
W Wayne State (Mich.)	36-25
W Mich. State Normal	28-21
W Chicago	20-18
L Wisconsin	24-31
W Marquette	42-20
W Wabash	37-29
W DePauw	28-27
W Franklin	30-26
W Wabash	25-23
L St. Louis	20-30
W Lombard	34-23
W Missouri	37-15
W Earlham	61-18

Varsity Award Winners: Archie Chadd, Albert Harker, Harold Holz, Willis Jackman, Robert Keach, Robert Nipper, Gerald Strole, Edward Summers, Robert Wakefield.



Paul D. "Tony" Hinkle
1926-42, 1945-70

1926-27
Record: 17-4

Coach: Paul D. Hinkle
Captain: Bob Wakefield

W Central Normal	27-24
W Coe	29-25
L Lombard	24-25
W Wesleyan	27-21
W Chicago	30-28
W Muncie Normal	40-38
W Marquette	33-30
L Evansville	23-25
W Michigan State	53-16
W DePauw	30-25
W Illinois	32-30
W Franklin	29-26
L Evansville	27-35
W Wabash	40-22
W DePauw	40-33
W Franklin	38-31
W Wabash	32-30
W Michigan State	29-23
W Iowa	47-32
W Marquette	35-23
L Kalamazoo Teachers	27-34

Varsity Award Winners: William Bugg, Archie Chadd, Dana Chandler, Walter Floyd, Alan Fromuth, Harold Holz, Bob Wakefield, Frank White.

1927-28
Record: 19-3

Coach: Paul D. Hinkle
Captain: Archie Chadd

W Danville Cent. Normal	49-22
L Wisconsin	18-25
W Concordia Seminary	50-10
W Evansville	38-32
W Nat. Am. Gym Union	42-32
W Franklin	40-32
W Evansville	33-27
W DePauw	36-19
W Danville Cent. Normal	34-25
W Wabash	28-26
W Marquette	23-20
W Loyola	27-17
L Notre Dame	24-32
W Franklin	29-21
W Wabash	35-22
W Marquette	53-13
W DePauw	32-27
W NOTRE DAME#	21-13
W Purdue	24-19
L Purdue	27-36
W Muncie Cent. Normal	39-34
W Chicago	25-24

Varsity Award Winners: Wilbur Allen, William Bugg, Archie Chadd, Dana Chandler, Clarence Christopher, Marshall Christopher, Walter Floyd, Alan Fromuth, Oral Hildebrand, Harold Holz, Maurice Hosier, Willis Jackman, Frank White.
#First game in Hinkle Fieldhouse.

1928-29
Record: 17-2

NATIONAL COLLEGIATE CHAMPIONS

Coach: Paul D. Hinkle
Captain: Frank White

W PITTSBURGH	35-33
W PURDUE#	28-27
W DANVILLE CENT. NORMAL	35-22
W NORTH CAROLINA	43-20
W MISSOURI	38-25
L at Chicago	21-24
W FRANKLIN	34-26
W EVANSVILLE	56-10
W DePAUW	35-20
W INDIANA CENTRAL	67-19
W at Evansville	40-31

All-Time Results



W at Illinois	33-28
W at Wabash (OT)	32-28
W at Franklin	41-33
L NOTRE DAME	21-24
W at DePauw	34-23
W EARLHAM	47-19
W WABASH	27-22
W at Notre Dame	35-16

Varsity Award Winners: Wilbur Allen, William Bugg, Jacob Caskey, Dana Chandler, Marshall Christopher, Alan Fromuth, Oral Hildebrand, Maurice Hosier, Cleon Reynolds, Frank White, George Lloyd (Mgr.).
#Fieldhouse Dedication Game.

1929-30

Record: 12-8

Coach: Paul D. Hinkle
Captain: Oral Hildebrand

W MANCHESTER	53-22
W NATIONAL AM. GYM UNION	20-17
W PURDUE	36-29
W MONTANA STATE	49-32
W Vanderbilt	39-14
L Danville Cent. Normal	16-40
W NEBRASKA	38-26
W Illinois	28-18
W CHICAGO	28-21
W WABASH	32-15
L Franklin	20-34
W DANVILLE CENT. NORMAL	27-19
W DePauw	39-29
L LOYOLA	14-22
W EVANSVILLE	63-21
L Wabash	14-16
L NOTRE DAME	20-28
L Earlham	27-31
L Notre Dame	16-29
L FRANKLIN	28-31

Varsity Award Winners: Wilbur Allen, Marshall Christopher, Oral Hildebrand, Maurice Hosier, Cleon Reynolds, Marshall Tackett, Lyle Withrow, Fred Howenshine (Mgr.)

1930-31

Record: 17-2

Coach: Paul D. Hinkle

W CINCINNATI	36-12
W BRIGHAM YOUNG	45-34
W LOYOLA	27-22
W ALABAMA	23-20
W ARKANSAS	37-21
W INDIANA STATE	35-23
W Louisville	33-16
W WABASH	30-20
W WESTERN STATE	31-28
W Evansville	27-17
W Concordia Seminary	30-23
L Nebraska	14-32
W Centenary	34-16
W Franklin	25-18
W LOUISVILLE	23-18
L Notre Dame	19-27
W WABASH	23-18
W FRANKLIN	19-14
W NOTRE DAME	20-15

Varsity Award Winners: Roger Anderson, Gordon Ar buckle, Alan Bailey, Howard Chadd, Harry Chickedantz, Bert Davis, William Haslet, Ray Miller, Searl Proffitt, Marshall Tackett, Lyle Withrow, Richard Wolfe, Frank Hadden (M)

1931-32

Record: 14-5

Coach: Paul D. Hinkle
Captain: Marshall Tackett

W SOUTHERN CALIFORNIA	35-16
-----------------------	-------

W EVANSVILLE	23-19
L Loyola	21-22
W PITTSBURGH	23-20
W Illinois	22-17
W Hanover	38-11
W MONTANA STATE	28-17
W Danville Cent. Normal	27-19
W Wabash	38-14
W WESTERN STATE	39-19
L Indiana State Normal	31-35
W Ball State	36-22
L Wisconsin	17-28
L NOTRE DAME	32-37
W Franklin	38-32
W Danville Cent. Normal	32-27
W Wabash	23-16
L Notre Dame	23-28
W Franklin	37-28

Varsity Award Winners: Frank Baird, Howard Chadd, Harry Chickedantz, Bert Davis, William Haslet, Ray Miller, Ben Parrish, Searle Proffitt, Frank Reissner, Marshall Tackett, Richard Wolfe, Jess Pritchett (Mgr.)

1932-34 - Missouri Valley Conference

1932-33

Record: 16-5

Coach: Paul D. Hinkle
Captain: Ray Miller, Searle Proffitt

L INDIANA STATE	21-40
W MISSOURI	30-23
L PITTSBURGH	OT 30-38
W WESTERN STATE	41-38
L DANVILLE CENT. NORMAL	32-41
W Drake	36-12
W Grinnell	56-22
W Wabash	31-27
W Notre Dame	27-25
W OKLAHOMA A & M	31-18
W FRANKLIN	47-28
W Oklahoma A & M	26-21
L Creighton	25-35
W Washington	34-32
W WASHINGTON	33-27
W GRINNELL	46-15
W WABASH	37-20
W Franklin	40-32
W CREIGHTON	45-33
W DRAKE	43-21
L NOTRE DAME	41-42

Varsity Award Winners: Frank Baird, Harry Chickedantz, Bert Davis, Gene Demmary, Ray Miller, Ben Parrish, Searle Proffitt, Frank Reissner.

1933-34

Record: 14-7

Coach: Paul D. Hinkle
Captain: Frank Baird

L INDIANA CENTRAL	31-32
W FRANKLIN	34-22
W PITTSBURGH	35-24
L Purdue	34-37
W INDIANA STATE	24-20
W WASHINGTON	42-26
L Notre Dame	17-37
W Franklin	35-27
W CREIGHTON	48-30
W WABASH	35-32
W GRINNELL	36-24
W OKLAHOMA A & M	38-26
W OKLAHOMA A & M	49-26
W DRAKE	39-27
L Wabash	24-31
W Washington (Mo.)	53-47
L Wisconsin	27-37
W Drake	28-18
W Creighton	33-32

L Grinnell	24-26
L NOTRE DAME	24-34

Varsity Award Winners: Scott Armstrong, Frank Baird, Roscoe Batts, Gene Demmary, Toy Jones, Ben Parrish, Frank Reissner, Morris King (Mgr.)

1934-35

Record: 13-7

Coach: Paul D. Hinkle
Captain: Gene Demmary

W EARLHAM	44-29
W INDIANA CENTRAL	37-24
L Pittsburgh	24-42
L Purdue	31-34
W Illinois	39-24
L Northwestern	36-41
W Chicago	37-31
W FRANKLIN	37-19
W Wabash	30-24
L Notre Dame	29-30
W Loyola	43-25
W Valparaiso	41-25
W Indiana State Normal	54-40
W Western Reserve	56-39
W Franklin	39-23
W Western State	50-39
W Danville Central Normal	51-32
L WABASH	22-28
L NOTRE DAME	23-27
L Indiana State	31-47

Varsity Award Winners: Scott Armstrong, Roscoe Batts, Ralph Brafford, Arthur Cosgrove, Gene Demmary, Earl Gerkenmeyer, Toy Jones, Earl Overman, Clyde Robinson (Mgr.)

1935-36

Record: 6-15

Coach: Paul D. Hinkle
Captain: Toy Jones

L INDIANA CENTRAL	34-39
W FRANKLIN	38-29
L PITTSBURGH	28-36
W PURDUE	41-39
W CINCINNATI	39-26
L MICHIGAN	23-26
W WABASH	43-30
L Earlham	35-41
L Notre Dame	27-35
L Detroit	32-38
W Michigan State	24-21
L Western State	39-42
W Marquette	38-35
L Wisconsin	24-28
L Northwestern	38-53
L KENTUCKY	28-39
L DANVILLE CENT. NORM.	26-27
L Wabash	32-35
L INDIANA STATE	35-37
L Franklin	37-38
L NOTRE DAME	30-34

Varsity Award Winners: Scott Armstrong, Roscoe Batts, Ralph Brafford, Robert Clay, Norval Corbett, Art Cosgrove, Willard Fawcett, Earl Gerkenmeyer, Toy Jones, William Merrill, James Morris (Mgr.).

1936-37

Record: 6-14

Coach: Paul D. Hinkle

L EARLHAM	27-33
L PITTSBURGH	21-32
L at Purdue	14-44
L INDIANA CENTRAL	27-41
W WISCONSIN	43-23
L INDIANA	27-61

L MICHIGAN	27-36
L at Notre Dame	24-25
L DePAUW	28-29
L at Xavier	26-28
W MARQUETTE	29-26
L FRANKLIN	27-30
W at Wabash	26-13
L DANVILLE CENT. NORMAL	28-32
W MICHIGAN STATE	27-21
L at Franklin	32-37
W WABASH	30-24
L at DePauw	26-27
W at Indiana State	32-28
L NOTRE DAME	17-42

Varsity Award Winners: Willard Fawcett, Earl Gerkenmeyer, William Geyer, Chester Jagers, William Merrill, Earl Overman, George Perry, Laural Poland, Bryon Schofield, Lewis Smith

1937-38

Record: 11-12

Coach: Paul D. Hinkle
Captain: Arthur Cosgrove

W OAKLAND CITY	45-26
W LOUISVILLE	28-23
W PITTSBURGH	24-23
L IOWA	31-36
W NORTHWESTERN	30-21
W BOSTON	38-33
W CINCINNATI	38-25
W MICHIGAN	38-35
W at DePauw	32-28
L DANVILLE CENT. NORM.	15-22
L INDIANA CENTRAL	40-43
L at Notre Dame	26-39
L at Michigan State	15-21
L at Detroit	21-25
L INDIANA	23-42
W WABASH	25-22
L at Franklin	26-39
L MARQUETTE	20-25
L NOTRE DAME	22-45
W DePAUW	40-24
L at Wabash	28-38
W FRANKLIN	32-30
L at Marquette	32-39

Varsity Award Winners: Arthur Cosgrove, Willard Fawcett, William Geyer, William Merrill, George Perry, Laural Poland, Jerome Steiner, Don Wagener.

1938-39

Record: 14-6

Coach: Paul D. Hinkle
Captain: George Perry

W VALPARAISO	44-26
W IOWA	31-29
W WISCONSIN	24-21
L INDIANA	29-46
L MICHIGAN	31-40
L at Marquette	36-43
L at Notre Dame	35-37
W DePAUW	54-27
W at Franklin	46-41
W MICHIGAN STATE	34-33
L at Detroit	24-33
L at Michigan State	29-39
W at DePaul	39-29
W FRANKLIN	31-24
W at Wabash	27-25
W INDIANA CENTRAL	37-33
W ST. JOSEPH'S	41-29
W at DePauw	46-39
W WABASH	42-16
W NOTRE DAME	35-27

Varsity Award Winners: Robert Dietz, William Geyer, Byron Gunn, William Hamilton, Chester Jagers, Loren Joseph, George Knobel, Lyle Neat, George Perry,



All-Time Results

Laural Poland, Charles Richardson, Jerome Steiner, Melvin Vandermeer, Lowell Green (Mgr.).

1939-40

Record: 17-6

Coach: Paul D. Hinkle
Captain: Jerome Steiner

W BALL STATE	29-23
W PITTSBURGH	47-36
W IOWA	35-32
L INDIANA	33-40
W SOUTHERN METHODIST	42-37
L ILLINOIS	18-37
L Long Island#	44-46
W at La Salle	46-37
W FRANKLIN	49-35
W at DePauw	47-21
L at Notre Dame	39-55
W DETROIT	41-34
W WABASH	47-26
W at Loyola	43-39
W at Franklin	61-43
L OHIO STATE	45-51
W at Wisconsin	50-46
L NORTHWESTERN	30-32
W CCNY	38-36
W MARQUETTE	43-32
W at Wabash	31-27
W DePAUW	56-25
W NOTRE DAME	39-38

Varsity Award Winners: Charles Atkinson, Harold Braden, Jack Clayton, Lester Combs, Robert Dietz, Byron Gunn, William Hamilton, Loren Joseph, George Knobel, James McCray, Lyle Neat, Wilbur Schumacher, Jerome Steiner, Melvin Vandermeer, Wilbur Whitinghill, Phillip Albertson (Mgr.).
#Madison Square Garden, New York, NY

1940-41

Record: 13-9

Coach: Paul D. Hinkle
Captain: Robert Dietz

L INDIANA	36-39
W at Ohio State	51-49
W NORTHWESTERN	32-31
L MICHIGAN	25-32
L PITTSBURGH	40-41
L at DePaul	32-53
W XAVIER	57-33
L at Notre Dame	35-45
W DePAUW	38-34
W FRANKLIN	45-32
W at Ball State	38-36
L Long Island%	35-46
L at St. Joseph's (Pa.)	43-47
W OHIO STATE	52-30
W at Wabash	41-36
L at Marquette	37-41
L at Wisconsin	55-59
W MARQUETTE	40-38
W at DePauw	33-28
W WABASH	34-30
W NOTRE DAME	54-40
W at Franklin	38-34

Varsity Award Winners: Jack Clayton, Lester Combs, James Deputy, Robert Dietz, Bill Hamilton, Fred Hunckler, Jim McCray, Lyle Neat, Elwood Norris, Wilbur Schumacher.
%Madison Square Garden, New York, NY

1941-42

Record: 13-9

Coach: Paul D. Hinkle
Captain: Wilbur Schumacher

W FRANKLIN	50-40
L at Northwestern	40-46
L at Illinois	50-52

W IOWA	41-35
W PITTSBURGH	39-29
L PURDUE	34-50
W MICHIGAN	45-37
W OREGON STATE	35-29
L GREAT LAKES NAVAL	40-51
W WABASH	34-29
L at Marquette	29-39
W at DePauw	41-34
W NOTRE DAME	49-43
W BALL STATE	38-36
L at Michigan State	39-40
W CHANUTE FIELD	37-32
W Franklin	43-31
W MICHIGAN STATE	38-36
L MARQUETTE	30-40
L at Wabash	35-42
W DePAUW	32-28
L at Notre Dame	54-57

Varsity Award Winners: James Baumgartner, Carl Braden, James Deputy, Bill Hardy, Fred Hunckler, Glenn Miller, Harold Miller, Wilbur Schumacher, Herb Schwomeyer, Ernie Tidrow, Paul Weaver.

1942-43

Record: 4-9

Coach: Frank Hedden
Captain: Fred Hunckler

W FRANKLIN	42-35
L GREAT LAKES NAVAL	34-59
L INDIANA	27-42
L Notre Dame	34-45
L DePAUW	30-43
L WABASH	31-36
L Purdue	35-44
L Wabash	34-61
L Ball State	43-45
W Franklin	34-24
W Camp Atterbury	34-33
W DePauw	33-30
L Notre Dame	32-64

Varsity Award Winners: Carl Braden, Robert Fletcher, Fred Hunckler, Lothair Manifold, Cliff Maschmeyer, Glenn Miller, Harold Miller, George Mingle, Bob Rehl, Ernie Tidrow, Paul Weaver.
(Home games played at Tech H.S.)

1943-44

No Basketball

1944-45

Record: 14-6

Coach: Frank Hedden

W FRANKLIN	45-28
L STOUT FIELD	35-39
W Fort Harrison	37-29
W BALL STATE	45-41
L Fort Harrison	42-47
L Camp Atterbury	35-36
W Camp Breckenridge	52-31
W Camp Breckenridge	40-28
W Freeman Field	49-36
W Manchester	48-35
W Wabash	45-37
W Franklin	42-31
W Wabash	41-38
W EARLHAM	48-45
L Stout Field	42-46
W MANCHESTER	63-44
W CAMP ATTERBURY	43-37
L Camp Breckenridge	34-38
L Earlham	39-42
L Ball State	36-64

Varsity Award Winners: Eugene Bland, Ray Bottema, Leroy Compton, Gerald DeWitt, Patrick Hogan, Lee Hummell, Robert King, Patrick Robbins, Ray Rodebeck, Herod Toon, Robert Windhurst.

1945-46

Record: 12-8

Coach: Paul D. Hinkle
Captain: Arthur Cook

W MANCHESTER	48-43
W WABASH	45-35
L at Illinois Wesleyan	45-52
W BALL STATE	47-40
W at Miami (Ohio)	47-40
W DePAUW	48-44
L LOUISVILLE	41-51
W MIAMI (OHIO)	37-35
L INDIANA	47-58
W at Earlham	42-40
W ILLINOIS WESLEYAN	73-50
W at Wabash	38-36
L at DePauw	45-49
L VALPARAISO	50-55
W at Franklin	38-35
W EARLHAM	62-53
L at Ball State	35-60
L at Louisville	33-79
L at Valparaiso	49-85
W FRANKLIN	61-48

Varsity Award Winners: Art Cook, Jerry Cranny, Marion Fine, Norman Hartman, John Humbert, Herod Toon.

1946-50 - Mid-American Conference

1946-47

Record: 16-7

Coach: Paul D. Hinkle
Captain: Herod Toon

L WISCONSIN	52-60
W PITTSBURGH	41-39
W CINCINNATI*	58-53
W CANTERBURY	59-54
L at Northwestern	40-44
W INDIANA	52-41
W WESTERN RESERVE*	77-60
L at Notre Dame	40-86
W DePAUW	65-61
W at Western Reserve*	56-53
W VALPARAISO	55-43
W OHIO STATE	54-50
W WAYNE STATE (MICH.)*	79-26
W OHIO*	80-70
L NOTRE DAME	60-73
W at Wabash	53-40
W at Valparaiso	68-44
W WABASH	63-49
L at DePauw	39-49
W PURDUE	OT 56-48
W at Wayne State (Mich.)*	57-49
L at Ohio*	53-62
L at Cincinnati*	51-61

MVP: Charles Maas

Varsity Award Winners: John Barrowcliff, Jerry Cranny, James Doyle, Robert Evans, William Larsen, Charles Maas, Ralph O'Brien, William Shepherd, Herod Toon, Lloyd Olcott (Mgr.).
*MAC Game.

1947-48

Record: 14-7

Coach: Paul D. Hinkle
Captain: Herod Toon

L at Northwestern	51-52
L at Wisconsin	53-61
W ST. JOSEPH'S	67-49
W CANTERBURY	52-30
W PURDUE#	52-50
W INDIANA#	64-51
L at Notre Dame	47-71
W WABASH	62-38
W at DePauw	67-42
W VALPARAISO	61-45

W at Ohio State	57-47
L at Cincinnati*	53-72
W OHIO*	59-35
L NOTRE DAME	52-53
W at Ohio*	47-42
W WESTERN RESERVE*	70-40
L at Wabash	31-46
L CINCINNATI*	56-58
W at Valparaiso	61-57
W DePAUW	49-43
W at Western Reserve*	61-50

MVP: James Doyle

Varsity Award Winners: John Barrowcliff, Marvin Cave, Jerry Cranny, James Doyle, Robert Evans, Charlie Maas, Ralph O'Brien, William Shepherd, Herod Toon, Marvin Wood, Charles Chambers (Mgr.).
#Hoosier Classic.

*MAC Game.

1948-49

Record: 18-5

Coach: Paul D. Hinkle
Captain: Charlie Maas

L at Illinois	62-67
L at Ohio State	48-60
W INDIANA STATE	52-49
W WABASH	59-35
W Long Island%	63-54
W INDIANA#	64-55
W PURDUE#	47-43
W INDIANA CENTRAL	42-39
W DePAUW	63-36
W at Miami (Ohio)*	59-38
W CINCINNATI*	74-52
L at Notre Dame	58-60
W at Ohio*	54-53
W MIAMI (OHIO)*	53-48
W NOTRE DAME	68-54
W OHIO*	72-41
W at Wabash	51-42
W WESTERN MICHIGAN*	88-52
W at DePauw	56-49
W WESTERN RESERVE*	79-42
L at Cincinnati*	44-49
W at Western Michigan*	70-58
L at Western Reserve*	61-66

MVP: Ralph "Buckshot" O'Brien

Varsity Award Winners: Dee Baker, John Barrowcliff, Ralph Chapman, James Doyle, Robert Evans, Walter Fields, Charles Maas, Robert Mehl, Ralph O'Brien, William Shepherd, Marvin Wood, Tom McClain (Mgr.).

%Madison Square Garden, New York, NY

#Hoosier Classic.

*MAC Game.

1949-50

Record: 12-12

Coach: Paul D. Hinkle
Captain: Ralph Chapman

L ILLINOIS	55-60
L OHIO STATE	65-67
L at Michigan	48-73
W WABASH	55-49
W EVANSVILLE	53-48
W PURDUE#	57-52
L INDIANA#	57-68
L at Notre Dame	33-54
W DePAUW	50-49
L at Miami (Ohio)*	48-50
W WESTERN RESERVE*	70-56
L at Indiana	49-57
L CINCINNATI*	56-64
W NOTRE DAME	63-57
W at Wabash	51-42
W OHIO*	70-49
W at Western Reserve*	76-46
L at DePauw	62-64

All-Time Results



W WESTERN MICHIGAN* 68-49
 L at Cincinnati* 53-55
 W MIAMI (OHIO)* 48-46
 L at Western Michigan* 57-70
 W at Ohio* 64-56
 L at Ohio State 65-66

MVP: Ralph "Buckshot" O'Brien
Varsity Award Winners: Dee Baker, Orvis Burdsall, Ralph Chapman, Reggie Crockett, James Doyle, John Hall, Ralph O'Brien, Waller O'Brien, Gene Stohler, Marvin Wood, Tom McClain (Mgr.).
 *MAC Game.
 #Hoosier Classic.

1950-79 - Indiana Collegiate Conference

**1950-51
 Record: 5-19**

Coach: Paul D. Hinkle
Captain: Orvis Burdsall
 L at Ohio State 50-72
 L NORTHWESTERN 60-70
 W IOWA 54-51
 L at Wabash 49-54
 L MICHIGAN 37-58
 L INDIANA# 46-61
 L PURDUE# 59-65
 L at Evansville* 61-82
 L at Illinois 52-88
 L EVANSVILLE* 37-52
 L at Notre Dame 48-55
 W BALL STATE* 59-54
 W at St. Joseph's* 63-48
 W WABASH 58-57
 L INDIANA STATE* 52-56
 L VALPARAISO* 60-64
 L NOTRE DAME 65-75
 L at Wisconsin 35-60
 L at Valparaiso* 76-80
 L at Indiana State* 46-65
 L at DePauw* 53-61
 W ST. JOSEPH'S* 63-55
 L at Ball State* 46-65
 L DePAUW* 36-46

MVP: Orvis Burdsall
All-Conference Players: Orvis Burdsall
Varsity Award Winners: Paul Bevelhimer, Orvis Burdsall, Art Fougrousse, John Hall, Bob Jackson, Jim Rosenstihl, Flavian Weidekamp, Bob Lincks (Mgr.).
 #Hoosier Classic.
 *ICC Game.

**1951-52
 Record: 12-12**

Coach: Paul D. Hinkle
Captain: Orvis Burdsall
 L at Northwestern 57-93
 L ILLINOIS 57-68
 L at Ohio State 74-75
 W at Michigan 63-53
 L WABASH 58-60
 L PURDUE# 51-55
 L INDIANA# 71-87
 W at Evansville* 73-58
 W DePAUW* 68-61
 L at Notre Dame 49-55
 L INDIANA STATE* OT 52-54
 W at Wabash 77-66
 W at Valparaiso* 51-49
 W EVANSVILLE* 71-65
 L at Iowa 57-58
 L WISCONSIN 60-62
 W BALL STATE* 61-57
 L NOTRE DAME 48-52
 W at Indiana State* 51-49
 W ST. JOSEPH'S* 89-48

W at DePauw* 70-55
 L VALPARAISO* 55-75
 W at St. Joseph's* 60-54
 W at Ball State* 59-46

MVP: Orvis Burdsall
All-Conference Players: Jim Crosley, Orvis Burdsall
Varsity Award Winners: Orvis Burdsall, Dick Cranny, Jim Crosley, Charles Englerth, Keith Greve, Don Holloway, Mike Radkovic, Ray Stewart, George Theofanis, Bob Lincks (Mgr.).
 #Hoosier Classic.
 *ICC Game.

**1952-53
 Record: 14-9**

Coach: Paul D. Hinkle
Captain: Mike Radkovic
 L at Iowa 52-62
 W PURDUE 67-61
 W OHIO STATE 63-60
 L at Illinois 58-75
 L at Northwestern 72-90
 L NOTRE DAME 49-63
 W at Michigan 67-63
 W at Evansville* 74-61
 W DePAUW* 93-68
 W at Wabash 65-53
 W INDIANA STATE* 78-64
 L at St. Joseph's* 57-72
 W at Valparaiso* 80-74
 W WABASH 77-58
 W EVANSVILLE* 74-70
 L at Indiana 70-105
 L at Notre Dame 58-80
 W BALL STATE* 82-52
 L at Indiana State* 51-56
 W ST. JOSEPH'S* 85-64
 W at DePauw* 75-67
 W VALPARAISO* 75-53
 L at Ball State* 54-77

MVP: Keith Greve
All-Conference Players: Keith Greve
Varsity Award Winners: Jim Crosley, Norm Ellenberger, Keith Greve, Don Holloway, Jack MacKenzie, Harry Porter, Mike Radkovic, Robert Reed, Ray Stewart, Robert Kaiser (Mgr.).
 *ICC Game.

**1953-54
 Record: 13-12**

Coach: Paul D. Hinkle
Captain: Jim Crosley
 L at Wisconsin 54-70
 L OHIO STATE 78-93
 L at Illinois 48-80
 L #1 INDIANA 57-76
 W at Purdue 67-65
 W MICHIGAN 81-77
 W WABASH 71-63
 L at Northwestern 57-70
 L RIO GRANDE 68-81
 W at Wabash 77-75
 W DePAUW* 74-64
 L EVANSVILLE* 53-64
 L at Indiana State* 49-60
 W NORTHWESTERN 78-60
 W at Valparaiso* 87-67
 W ST. JOSEPH'S* 85-59
 L at Notre Dame 58-95
 L at St. Joseph's* 67-84
 W BALL STATE* 75-73
 W at Evansville* 79-67
 W INDIANA STATE* 85-70
 L at DePauw* 73-84
 L NOTRE DAME 56-81
 W VALPARAISO* 65-63

W at Ball State* 78-75

MVP: Jim Crosley
All-Conference Players: Jim Crosley, Keith Greve
Varsity Award Winners: Jim Crosley, Norm Ellenberger, Jack Frayman, Keith Greve, Jim Howell, Lodie Labda, Jack MacKenzie, John Mustain, Harry Porter, Bob Reed, Dave Scheetz.
 *ICC Game.

**1954-55
 Record: 10-14**

Coach: Paul D. Hinkle
Captain: Don Holloway
 L at Illinois 34-88
 L at Ohio State 80-98
 W WABASH 79-67
 L at Michigan 56-71
 L PURDUE 54-82
 W NORTHWESTERN 83-62
 L at Northwestern 74-81
 L at Notre Dame 58-83
 W DePAUW* 76-52
 L at Wabash 62-83
 W at Indiana State* 72-59
 W EVANSVILLE* 75-73
 L WISCONSIN 53-57
 L at St. Joseph's* 49-72
 L at Valparaiso* 57-67
 L at Indiana 56-87
 L at Evansville* 75-83
 W BALL STATE* 75-73
 W ST. JOSEPH'S* 80-72
 W INDIANA STATE* 79-60
 L NOTRE DAME 71-81
 W at DePauw* 68-47
 W VALPARAISO* 80-67
 L at Ball State* 65-83

MVP: Don Holloway
Varsity Award Winners: Wally Cox, Joe Ditmire, Henry Foster, Jack Frayman, Ted Guzek, Don Holloway, Beryl Kouns, Mark Peterman, Bobby Plump, Dave Scheetz.
 *ICC Game.

**1955-56
 Record: 14-9**

Coach: Paul D. Hinkle
Captain: Dave Scheetz
 W at Wisconsin 67-63
 L OHIO STATE 51-73
 L at Illinois 75-107
 W WABASH 86-63
 W MICHIGAN 63-57
 L at Purdue 59-67
 L INDIANA 70-94
 W PRINCETON 89-70
 L at Notre Dame 69-83
 W DePAUW* 72-68
 L at St. Joseph's* 75-77
 L EVANSVILLE* OT 77-82
 W at Indiana State* 66-64
 W BALL STATE* 69-59
 L at Evansville* 77-93
 W VALPARAISO* 89-66
 L at Valparaiso* 40-63
 W NOTRE DAME 81-74
 W at Wabash 84-70
 W INDIANA STATE* 87-73
 W DePAUW* 77-69
 W ST. JOSEPH'S* 74-58
 W at Ball State* 84-74

MVP: Dave Scheetz
All-Conference Players: Ted Guzek
Varsity Award Winners: Wally Cox, Joe Ditmire, Henry Foster, Ted Guzek, Sheddric Mitchell, Mark Peterman, Bobby Plump, Leon Radenbacher, Dave Scheetz, John

Wells (Mgr.).
 *ICC Game.

**1956-57
 Record: 11-14**

Coach: Paul D. Hinkle (8 games), Bob Dietz (last 17 games)
Captain: Mark Peterman
 L at Ohio State 82-98
 W WISCONSIN 54-50
 L at Illinois 81-98
 W WABASH 80-53
 L at Indiana 68-73
 L at Michigan 77-84
 W MICHIGAN STATE OT 83-79
 L PURDUE 79-83
 L UCLA 71-82
 W DENVER 72-69
 W at Notre Dame 86-84
 L at St. Joseph's* 67-83
 W EVANSVILLE* 89-87
 W at DePauw* 70-64
 W INDIANA STATE* 92-74
 L at Evansville* 72-81
 L ST. JOSEPH'S* 67-68
 L at Valparaiso* 67-78
 W BALL STATE* 79-68
 L at Wabash 67-77
 L NOTRE DAME 65-70
 W VALPARAISO* 61-50
 L at Indiana State* 55-67
 W DePAUW* 77-68
 L at Ball State* 67-78

MVP: Bobby Plump
All-Conference Players: Ted Guzek, Bobby Plump
Varsity Award Winners: Wally Cox, Vic Edwards, Henry Foster, Ted Guzek, Phil Jung, Sheddric Mitchell, Mark Peterman, Bobby Plump, Ray Riley, George Theofanis.
 *ICC Game.

**1957-58
 Record: 16-10**

Coach: Paul D. Hinkle
Captain: Keith Greve
 L at Michigan State 55-74
 W FORT KNOX 90-64
 W at Ohio State OT 77-73
 L at Illinois 75-91
 W WABASH 73-63
 L at Wisconsin 58-59
 W MICHIGAN 85-65
 W INDIANA# 84-78
 L PURDUE# 78-83
 L FRESNO STATE 75-85
 L at Notre Dame 72-83
 L at St. Joseph's* 62-64
 W EVANSVILLE* 101-76
 W at DePauw* 70-64
 W INDIANA STATE* 91-71
 L at Evansville* OT 85-89
 W ST. JOSEPH'S* 89-81
 W VALPARAISO* 83-63
 W BALL STATE* 91-79
 W at Wabash 79-68
 L NOTRE DAME 81-90
 W at Valparaiso* 81-73
 W at Indiana State* 20T 93-87
 W DePAUW* 76-60
 W at Ball State* OT 82-76
 L St. John's (N.Y.)* 69-76

MVP: Bobby Plump
All-Conference Players: Keith Greve, Bobby Plump
Varsity Award Winners: Wally Cox, Ray Craft, Keith Greve, Ted Guzek, Mike Leffler, William Miller, Ken Pennington, Bob Plump, William Scott.



All-Time Results

#Hoosier Classic.
%NIT, New York, N.Y.
*ICC Game.

1958-59

Record: 19-9

Coch: Paul D. Hinkle

Captain: Ken Pennington, Bill Scott

L at Illinois	79-103
L WABASH	55-56
L at #15 Michigan State	46-72
L at Michigan	70-86
L OHIO STATE	69-81
W DARTMOUTH	OT 79-74
W #5 TENNESSEE	81-66
L PURDUE#	65-78
W INDIANA#	81-76
W WISCONSIN	69-55
W NAVY	59-58
W at Notre Dame	62-60
W EVANSVILLE*	78-75
W at DePauw*	73-61
W INDIANA STATE*	56-54
L at Evansville*	OT 78-85
W ST. JOSEPH'S*	86-76
W at Wabash	79-68
W at Valparaiso*	65-64
W BALL STATE*	77-67
W at St. Joseph's*	88-75
W VALPARAISO*	80-68
W NOTRE DAME	3OT 92-89
L at Indiana State*	2OT 87-88
W DePAUW*	76-68
W at Ball State*	85-73
W Fordham%	94-80
L Bradley%	77-83

MVP: Bill Scott

All-Conference Players: Ken Pennington, Bill Scott

Varsity Award Winners: Jim Barrick, Orville Bose, Earl Engle, Dick Haffner, John Jones, Mike Leffler, Bill Miller, John Moses, Ken Pennington, Larry Ramey, Bill Scott.

#Hoosier Classic.

%NIT, New York, N.Y.

*ICC Game.

1959-60

Record: 15-11

Coch: Paul D. Hinkle

Captain: Ken Pennington

W at Wisconsin	88-82
L at Illinois	75-83
W WABASH	62-55
L at Ohio State	66-99
W MICHIGAN	85-63
L OHIO STATE	68-96
W UCLA	79-73
L INDIANA#	85-91
W PURDUE#	73-69
L MICHIGAN STATE	80-85
L at Bradley	66-86
L at Notre Dame	51-76
L EVANSVILLE*	50-71
W at DePauw*	79-67
W INDIANA STATE*	82-52
W at St. Joseph's*	105-97
W ST. JOSEPH'S*	92-60
L at Wabash	5OT 108-110
W VALPARAISO*	74-60
W BALL STATE*	73-56
L at Evansville*	69-86
W at Valparaiso*	89-72
L NOTRE DAME	62-79
W at Indiana State*	84-66
W DePAUW*	69-66
W at Ball State*	100-72

MVP: Ken Pennington

All-Conference Players: Orville Bose,

Ken Pennington

Varsity Award Winners: Jim Barrick, Orville Bose, Dick Buck, Ken Freeman, Dick Haffner, Dick Haslam, Ken Pennington, Jerry Petty, Larry Ramey.

*ICC Game.

#Hoosier Classic.

1960-61

Record: 15-11

Coch: Paul D. Hinkle

W WISCONSIN	73-58
L Michigan State	OT 71-77
L at Illinois	52-84
W at Michigan	68-56
L #2 BRADLEY	65-71
L at Southern California#	56-66
L at UCLA*	61-73
L WABASH	61-68
W ILLINOIS%	70-68
W PURDUE%	65-63
W YALE	71-64
L at Notre Dame	56-72
W EVANSVILLE*	93-82
W at DePauw*	77-72
W INDIANA STATE*	93-67
W at St. Joseph's*	73-63
W ST. JOSEPH'S*	107-64
L NOTRE DAME	69-74
W at Valparaiso*	90-81
W BALL STATE*	82-73
L at Wabash	61-74
L at Evansville*	74-92
W VALPARAISO*	95-74
L at Indiana State*	71-74
W DePAUW*	83-65
W at Ball State*	73-59

MVP: Gerry Williams

All-Conference Players: Tom Bowman, Gerry Williams

Varsity Award Winners: Jess Blackwell, Tom Bowman, Leo Blackwell, Dick Haslam, Larry Ramey, John Weber, Gerry Williams, Don Wilson, Robert Angell (Mgr.).

#L.A. Sports Center.

*ICC Game.

%Hoosier Classic.

1961-62

Record: 22-6

Coch: Paul D. Hinkle

Captain: Dick Haslam

L at Illinois	72-82
W NEW MEXICO STATE	77-56
W MICHIGAN	69-61
W at Bradley	80-77
L at Purdue	57-65
L at DePauw*	69-85
L MICHIGAN STATE	72-77
W ILLINOIS WESLEYAN	73-65
W TOLEDO	74-61
W PRINCETON	63-58
W EVANSVILLE*	75-66
W at Notre Dame	83-67
W WABASH	68-49
W INDIANA STATE*	78-75
W at St. Joseph's*	75-65
W ST. JOSEPH'S*	89-55
W VALPARAISO*	92-70
W BALL STATE*	61-58
W at Wabash	90-67
W at Evansville*	92-87
L at Valparaiso*	52-60
W NOTRE DAME	86-77
W at Indiana State*	63-61
W DePAUW*	80-72
W at Ball State*	OT 87-86
W #8 Bowling Green State#	56-55
L #3 Kentucky##	60-81
W Western Kentucky##	OT 87-86

MVP: Tom Bowman

All-Conference Players: Jeff Blue, Tom Bowman, Gerry Williams

Varsity Award Winners: Jeff Blue, Bob Bortorff, Tom Bowman, Leo Braun, Erv Bultman, Earl Engle, Ken Freeman, Dick Haslam, Larry Johnson, Dan Kaufman, Gordon Pope, Larry Shook, John Weber, Gerry Williams, Don Wilson, Leroy Blocher (Mgr.).

*ICC Game.

#NCAA Tournament, Lexington, Ky.

##NCAA Tournament, Iowa City, Ia.

1962-63

Record: 16-10

Coch: Paul D. Hinkle

L at #8 Illinois	49-66
L at Toledo	57-73
L UTAH STATE	74-80
W at Michigan	70-69
L BRADLEY	81-87
L at Purdue	78-93
L UCLA	68-81
W NOTRE DAME	66-59
L OHIO STATE	62-66
W DARTMOUTH	89-55
W at St. Joseph's*	70-61
W VALPARAISO*	82-58
L at Indiana State*	56-76
W WABASH	75-54
L at Notre Dame	54-80
W BALL STATE*	77-60
W at DePauw*	70-59
W SOUTHERN ILLINOIS	70-58
W INDIANA STATE*	69-65
L at Evansville*	60-78
W at Ball State*	74-66
W ST. JOSEPH'S*	78-56
W at Valparaiso*	75-58
W at Wabash	92-60
W EVANSVILLE*	79-74
W DePAUW*	79-71

MVP: Jeff Blue

All-Conference Players: Jeff Blue

Varsity Award Winners: Jeff Blue, Tom Bowman, Gregg Ferrin, Ron Iwema, Jack Krebs, Gordon Pope, Dave Sanders, Larry Shook, Gerry Williams, Gary Butcher (Mgr.), Leroy Blocher (Mgr.).

*ICC Game.

1963-64

Record: 13-13

Coch: Paul D. Hinkle

Captain:

L ILLINOIS	52-59
L at Ohio State	68-74
L at Southern California#	62-74
L at UCLA#	65-80
L MICHIGAN	70-80
W PURDUE	65-59
L at Illinois	53-74
W TOLEDO	82-61
L MICHIGAN STATE	65-76
W at St. Joseph's*	67-62
W VALPARAISO*	95-84
W at Indiana State*	69-61
W WABASH	80-52
W BALL STATE*	79-74
W at DePauw*	89-64
L at Bradley	68-77
W INDIANA STATE*	80-61
L NOTRE DAME	64-72
L at Evansville*	73-83
L at Ball State*	73-90
W at Wabash	76-67
W ST. JOSEPH'S*	78-62
W at Valparaiso*	83-76
L at Notre Dame	73-90
L EVANSVILLE*	62-70

W DePAUW*

73-71

MVP: Jeff Blue

All-Conference: Jeff Blue

Varsity Award Winners: Jeff Blue, Mike Blue, Mike Chapman, Gregg Ferrin, Don Flederjohn, Dick Green, Ron Iwema, Tom Jones, Dave Sanders, Larry Shade, Gary Butcher (Mgr.).

*ICC Game.

#L. A. Sports Center.

1964-65

Record: 11-15

Coch: Paul D. Hinkle

Captain:

W WABASH	93-80
L at Utah State	84-88
L at Utah	66-95
L at Ohio State	66-67
L PURDUE	64-80
W MICHIGAN STATE	90-89
W TULANE	84-67
L at #1 Michigan	81-99
L at Toledo	62-84
W AKRON	79-58
L DePAUW*	88-90
L EVANSVILLE*	71-79
W ST. JOSEPH'S*	79-72
W at Wabash	90-70
L at Ball State*	72-85
L at Notre Dame	57-94
W BRADLEY	80-74
L INDIANA STATE*	74-81
W at St. Joseph's*	99-84
L at Valparaiso*	74-80
L NOTRE DAME	72-94
W VALPARAISO*	85-69
L at Evansville*	73-84
L at Indiana State*	85-87
W BALL STATE*	102-97
W at DePauw*	115-97

MVP: David Sanders

All-Conference: David Sanders

Varsity Award Winners: Mike Chapman, Ron Iwema, Tom Jones, Dave Sanders, Larry Shade, Lon Showley, Gary Butcher (Mgr.).

*ICC Game.

1965-66

Record: 16-10

Coch: Paul D. Hinkle

Captain: Larry Shade

L at Illinois	74-88
W SOUTHERN CALIFORNIA	77-75
L OHIO STATE	74-75
L at Michigan State	56-75
L at Purdue	77-84
L at Bradley	70-73
W INDIANA STATE***	76-70
W #3 MICHIGAN	79-64
W OKLAHOMA	65-63
W TOLEDO	89-79
W YALE	75-67
W ST. JOSEPH'S*	86-65
L at Evansville*	68-104
W WABASH	101-73
L at Valparaiso*	83-89
W at Ball State*	75-71
W DePAUW*	107-63
W NOTRE DAME	90-67
L at Indiana State*	90-108
W EVANSVILLE*	110-83
L at Notre Dame	61-84
W VALPARAISO*	93-91
W at Wabash	96-71
L BALL STATE*	65-75
W at St. Joseph's*	99-84
W at DePauw*	83-69

MVP: Larry Shade

All-Time Results



All-Conference Players: Ed Schilling
Varsity Award Winners: Bill Brown, Gene Milner, Jim Petty, Ron Salatich, Ed Schilling, Larry Shade, Lon Showley, Ed Clark (Mgr.).
 *ICC Game.

***Coach Hinkle's 500th career win.

1966-67

Record: 9-17

Coach: Paul D. Hinkle
Captain: Ed Schilling

L at Ohio State	67-74
L at Illinois	51-82
W WIS.-MILWAUKEE	97-86
L PURDUE	98-99
L at Michigan	80-91
L WESTERN KENTUCKY	68-81
W NORTHERN ILLINOIS	81-70
W BRADLEY	78-74
L at Toledo	76-86
L CORNELL	64-69
W BALL STATE*	95-93
L at Valparaiso*	73-102
W at Wabash	89-71
W at St. Joseph's*	63-59
L EVANSVILLE*	71-75
L at Indiana State*	75-83
W ST. JOSEPH'S*	84-71
L NOTRE DAME	80-101
L at DePauw*	76-80
L WABASH	71-81
W VALPARAISO*	82-72
L at Ball State*	71-72
L at Notre Dame	48-57
W at Evansville*	68-65
L DePAUW*	61-62
L INDIANA STATE*	85-88

MVP: Doug Wininger

Varsity Award Winners: Bill Brown, Gary Cox, Bruce Hazlett, Jim Hohlt, Garry Hoyt, Bill Mauck, Gene Milner, John Neil, Ron Salatich, Ed Schilling, Mickey Scott, Doug Wininger, Ed Clark (Mgr.).
 *ICC Game.

1967-68

Record: 11-14

Coach: Paul D. Hinkle
Captain: Doug Wininger

L at Illinois	57-75
L at Northwestern	69-87
L at Oklahoma	75-79
L at Western Kentucky	58-76
W MICHIGAN STATE	65-55
W TOLEDO	73-70
W PURDUE	76-59
L OHIO STATE	69-71
L at Michigan	76-93
L MURRAY STATE	74-86
L at Ball State*	65-78
W VALPARAISO*	77-63
L at St. Joseph's*	70-87
L at Evansville*	64-92
W INDIANA STATE*	86-85
L at Notre Dame	77-82
W ST. JOSEPH'S*	101-61
W at Wabash	62-60
L DePAUW*	66-68
W WABASH	74-73
W at Valparaiso*	79-76
W BALL STATE*	89-81
W EVANSVILLE*	89-82
L at DePauw*	68-81
L at Indiana State*	55-83

MVP: Doug Wininger

All-Conference: Doug Wininger
Varsity Award Winners: Gary Cox, Clarence Harper, Garry Hoyt, William Mauck, John Neil, Steve Norris, Robert Schroeder, Doug Wininger, Jack Kokinda

(Mgr.).
 *ICC Game.

1968-69

Record: 11-15

Coach: Paul D. Hinkle

L at Illinois	66-105
L NORTHWESTERN	69-73
L at Purdue	55-93
L at Michigan State	50-70
W WESTERN KENTUCKY	67-65
L WEBER STATE	71-91
L at Ohio State	71-74
L MICHIGAN	79-101
W NEW MEXICO	OT 81-80
L at Ball State	64-75
W INDIANA STATE	74-72
L at Notre Dame	73-76
L at Valparaiso*	68-75
W at Evansville*	88-85
W DePAUW*	86-73
L at St. Joseph's*	69-70
W WABASH	82-71
W BALL STATE	95-75
W at Indiana State	90-80
W at Wabash	74-59
W VALPARAISO*	80-78
L EVANSVILLE*	83-96
L NOTRE DAME	90-94
L at DePauw*	OT 87-94
W ST. JOSEPH'S*	OT 87-81
L at Toledo	68-96

MVP: Steve Norris

All-Conference Players: Garry Hoyt, Steve Norris
Varsity Award Winners: Dave Bennett, Steve Hardin, Clarence Harper, Garry Hoyt, Scott Neat, Steve Norris, Bob Schroeder, John Seal, Jon Spadorcia.
 *ICC Game.

1969-70

Record: 15-11

Coach: Paul D. Hinkle
Captain: Steve Norris

L at Illinois	67-83
L OHIO STATE	89-112
L at Purdue	64-100
L at Western Kentucky	61-96
W IDAHO STATE	85-69
W MICHIGAN STATE	81-60
L TOLEDO	73-74
W MURRAY STATE	72-69
W PEPPERDINE	92-85
L at Michigan	65-105
W BALL STATE	88-82
L at Indiana State	OT 100-104
W VALPARAISO*	95-80
W WABASH	88-71
W EVANSVILLE*	94-88
L at DePauw*	89-90
W ST. JOSEPH'S*	103-90
W ORAL ROBERTS	108-96
W at Ball State	102-95
L INDIANA STATE	OT 91-93
W at Wabash	106-91
W at Valparaiso*	99-87
W at Evansville*	99-87
W DePAUW*	111-86
L at St. Joseph's*	77-79
L NOTRE DAME	114-121

MVP: Steve Norris

All-Conference Players: Steve Norris, Bill Shepherd
Varsity Award Winners: Dave Bennett, Doug Ferguson, Floyd Garrott, John Marsh, Steve Norris, Joe Pearson, Larry Radecki, Bob Schroeder, John Seal, Bill Shepherd, Phil Fortmeyer (Mgr.).
 *ICC Game.



George Theofanis
 1970-77

1970-71

Record: 10-16

Coach: George Theofanis
Captain: Dave Bennett

L at Illinois	102-113
W VA. COMMONWEALTH	99-97
L at New Mexico	86-94
L at Arizona	92-108
L at Northwestern	79-98
W EARLHAM	95-87
L at Michigan State	75-99
L WESTERN KENTUCKY	90-100
L at Ohio State	77-96
L at Indiana	94-111
W YALE	96-77
W at Ball State	104-96
L at Evansville*	73-91
W DePAUW*	98-82
L at Indiana State	90-98
L TOLEDO	67-77
L at St. Joseph's*	85-88
W VALPARAISO*	91-86
W BALL STATE	91-85
L at Notre Dame	81-93
W at DePauw*	88-75
L EVANSVILLE*	90-102
W WABASH	98-80
W ST. JOSEPH'S*	92-78
L at Valparaiso*	82-95
L INDIANA STATE	85-89

MVP: Oscar Evans, Bill Shepherd

All-Conference Players: Dave Bennett, Oscar Evans, Bill Shepherd
Varsity Award Winners: Dave Bennett, Clarence Crain, Kent Ehret, Oscar Evans, Floyd Garrott, Dave Hohlt, Jim Hurt, Bill Shepherd, Mike Watson.
 *ICC Game.

1971-72

Record: 6-20

Coach: George Theofanis
Captain: Oscar Evans, Bill Shepherd

L at Illinois	71-73
L DRAKE	77-87
L INDIANA CENTRAL	95-105
L at Minnesota	56-77
W at Wabash	77-65
L at Western Kentucky	69-91
L #10 OHIO STATE	70-82
L MICHIGAN STATE	71-77
L INDIANA	74-85
W CINCINNATI	79-75
L at Ball State	85-92
L at Evansville*	92-105
W DePAUW*	78-75
L TEXAS	OT 82-87

L at Toledo	55-78
L INDIANA STATE	66-81
L ORAL ROBERTS	107-118
L at St. Joseph's*	77-87
W BALL STATE	88-86
L VALPARAISO*	73-91
W Indiana State	84-80
W at DePauw*	78-76
L EVANSVILLE*	93-98
L at #2 Marquette	76-90
L ST. JOSEPH'S*	73-84
L at Valparaiso*	77-99

MVP: Bill Shepherd

All-Conference Players: Oscar Evans, Bill Shepherd, Daryl Mason
Varsity Award Winners: Bruce Blomberg, Clarence Crain, Kent Ehret, Oscar Evans, Dave Holt, James Hurt, Daryl Mason, Marty Monserez, John Randel, Bill Shepherd.
 *ICC Game.

1972-73

Record: 14-12

Coach: George Theofanis
Captain: Clarence Crain

W NORTHWESTERN	65-61
L at Drake	68-83
L at Louisville	67-90
W OCCIDENTAL	78-53
W WESTERN KENTUCKY	OT 88-82
L at Ohio State	55-86
W TOLEDO	72-68
W BALL STATE	102-70
L INDIANA STATE	56-70
W at Evansville*	77-67
L #3 MARQUETTE	66-67
W at Indiana Central*	71-54
L VALPARAISO*	63-65
L at St. Joseph's*	66-71
W WABASH*	90-68
W AIR FORCE	61-56
W DePAUW*	87-58
W at Wabash*	72-67
L at Notre Dame	62-89
W EVANSVILLE*	76-74
W at DePauw*	62-59
L at Indiana State	64-68
W INDIANA CENTRAL*	74-66
L ST. JOSEPH'S*	69-70
L Cincinnati	57-83
L at Valparaiso*	53-75

MVP: Clarence Crain

All-Conference Players: Daryl Mason, Clarence Crain, Kent Ehret
Varsity Award Winners: Clarence Crain, Kent Ehret, Bill Lynch, Daryl Mason, Marty Monserez, John Randel, Dave Speckman, Jeff Williams.
 *ICC Game.

1973-74

Record: 14-12

Coach: George Theofanis
Captain: Daryl Mason, Marty Monserez

W SW MISSOURI	59-58
W INDIANA STATE	71-62
L #9 LOUISVILLE	81-91
W MILLIKIN	93-71
L at Western Kentucky	96-104
L BALL STATE	2OT 80-83
L MINNESOTA	2OT 68-70
L OHIO STATE	63-77
W at Indiana State	75-62
L CREIGHTON	58-75
L at Toledo	68-94
W INDIANA CENTRAL*	85-69
L at #6 Marquette	54-73
W EVANSVILLE*	68-64
L VALPARAISO*	68-78
L at Ball State	82-86



All-Time Results

W at Wabash*	84-67
L at St. Joseph's*	64-70
W DePAUW*	53-44
L at Evansville*	60-93
W at Valparaiso*	72-67
W WABASH*	76-64
W ST. JOSEPH'S*	73-72
W at Indiana Central*	76-64
W SOUTH FLORIDA	68-60
W at DePauw*	76-64

MVP: Daryl Mason

All-Conference Players: Daryl Mason, Marty Monserez, Jeff Williams

Varsity Award Winners: Wayne Burris, John Dunn, Kyle Eggert, Carl Lile, Daryl Mason, Marty Monserez, Craig Reinhardt, Dave Speckman, Jeff Williams.
*ICC Game.

1974-75

Record: 10-16

Coach: George Theofanis
Captain: Jeff Williams

W CLEVELAND STATE	80-75
L at Ohio State	69-96
L AUBURN	71-74
W ILLINOIS STATE	79-78
W GEORGIA SOUTHERN	86-81
L BALL STATE	74-91
W TOLEDO	82-70
L #13 NOTRE DAME	83-93
L at Augustana (S.D.)	74-92
L at Creighton	60-73
L INDIANA STATE	67-75
W at Evansville*	77-72
W DePAUW*	69-56
L at Indiana Central*	64-65
L ST. JOSEPH'S*	74-84
W WABASH*	106-76
L at Valparaiso*	74-81
L at Ball State	59-79
L INDIANA CENTRAL*	59-67
L at St. Joseph's*	87-92
W at Wabash*	62-54
L #9 MARQUETTE	55-77
L VALPARAISO*	77-87
W EVANSVILLE*	OT 69-67
W at DePauw*	77-56
L at Indiana State	74-87

MVP: John Dunn

All-Conference Players: John Dunn
Varsity Award Winners: Wayne Burris, Barry Collier, John Dunn, Jeff Fehn, Carl Lile, Bill Lynch, Don McGlocklin, Jon McGlocklin, Craig Reinhardt, Rick Sexson, Dave Speckman, Jeff Williams.
*ICC Game.

1975-76

Record: 12-15

Coach: George Theofanis
Captain: Barry Collier, Bill Lynch

W OHIO STATE	70-67
L at Auburn	69-80
W INDIANA STATE	67-64
L ILLINOIS STATE	75-81
W BALL STATE	63-61
L at Toledo	56-69
L Creighton#	62-68
W Penn State#	63-50
L WESTERN KENTUCKY	62-76
W AUGUSTANA (S.D.)	91-73
L PURDUE%	57-81
W ST. FRANCIS (PA.)	67-63
W EVANSVILLE*	91-78
W VALPARAISO*	73-69
W at Wabash*	72-61
L at St. Joseph's*	50-51
L INDIANA CENTRAL*	56-59
L at DePauw*	65-69

L at Ball State	63-66
W WABASH*	67-56
L ST. JOSEPH'S*	77-78
W at Indiana Central*	68-67
L #10 NOTRE DAME%	79-92
W DePAUW*	92-52
L at Evansville*	64-79
L at Valparaiso*	81-82
L at Indiana State	54-60

MVP: Wayne Burris, Barry Collier

All-Conference Players: Barry Collier, Wayne Burris, Bill Lynch

Varsity Award Winners: Wayne Burris, Barry Collier, John Dunn, Jeff Fehn, Bill Lynch, Don McGlocklin, Jon McGlocklin, Tom Orner, Doug Pollock, Rick Sexson.
#Pillsbury Classic, Minneapolis, Minn.
%Market Square Arena, Indianapolis, Ind.
*ICC Game.

1976-77

Record: 13-14

Coach: George Theofanis
Captain: Wayne Burris, John Dunn

L at Ohio State	66-69
W BRADLEY	65-57
L at Purdue	56-77
L at Murray State	70-85
W LOYOLA	63-62
L Long Beach State#	50-63
W Grambling#	72-61
W SOUTH DAKOTA STATE	74-62
W BALL STATE	56-48
L XAVIER	OT 60-66
L TOLEDO	40-66
L at Ball State	59-66
W ST. JOSEPH'S*	84-75
L at Indiana State	67-90
W at Valparaiso*	64-59
L at Evansville*	65-74
W DePAUW*	83-74
W at Indiana Central*	84-76
W VALPARAISO*	65-60
L EVANSVILLE*	82-85
W at DePauw*	66-63
L at Notre Dame	74-97
W INDIANA CENTRAL*	53-52
L at St. Joseph's*	67-69
W at Wabash	71-64
L at Illinois State	75-83
L INDIANA STATE	65-80


MVP: Wayne Burris

All-Conference Players: Wayne Burris, John Dunn

ICC Player of the Year: Wayne Burris

ICC Coach of the Year: George Theofanis

Varsity Award Winners: Wayne Burris, John Dunn, Jeff Fehn, Larry Lubs, Bill Lynch, Don McGlocklin, Joe Maloney, Doug Mitchell, Tom Orner, Doug Pollock, Ed Thompson.
#Trojan Classic.
*ICC game.



Joe Sexson

1977-89

1977-78

Record: 15-11

Coach: Joe Sexson

Captain: Don McGlocklin, Doug Mitchell

L at DePaul	65-93
L at Toledo	56-68
L BALL STATE	79-88
L at Missouri#	66-87
L Northwestern#	78-82
L at Loyola	51-78
W at Western Kentucky	90-86
W XAVIER	61-55
W NORTHERN COLORADO	71-64
W EASTERN ILLINOIS	86-71
L NAVY	65-67
W INDIANA CENTRAL*	89-81
W at St. Joseph's*	58-56
W at Valparaiso*	66-63
W WABASH	93-56
W at DePauw	82-72
W at Indiana Central*	81-80
L at Bradley	82-98
W ST. JOSEPH'S*	76-60
W CENTRAL MICHIGAN	69-68
W ROBERT MORRIS	69-56
W DePAUW	74-69
W VALPARAISO*	81-75
L at Xavier	60-68
L at #3 Marquette	79-90
L at Wisconsin-Milwaukee	65-69

MVP: Tom Orner

All-Conference Players: Tom Orner, Doug Mitchell, Jeff Fehn, Don McGlocklin

ICC Player of the Year: Tom Orner

ICC Coach of the Year: Joe Sexson

Varsity Award Winners: John Carr, Jeff Fehn, Brian Harmsen, Todd Lickliter, Larry Lubs, Don McGlocklin, Joe Maloney, Doug Mitchell, Tom Orner, Doug Pollock, Ed Thompson, Doug Gerdt (Mgr.).
#Show Me Classic, Columbia, Mo.
*ICC Game.

1978-79 - Independent

1978-79

Record: 11-16

Coach: Joe Sexson

Captain: Doug Mitchell

W OHIO STATE	87-86
L at Missouri	65-75
L BALL STATE	62-67
L at Bradley	80-89
W at Central Michigan	69-62
L at Eastern Kentucky	81-104
L DePAUL	62-81
L at #20 Indiana State	71-109

L BOWLING GREEN	73-76
L WESTERN KENTUCKY	65-71
L at Dayton	61-73
W at Indiana Central	88-78
L ST. JOSEPH'S	68-73
W at Evansville	71-63
L at Ball State	72-80
W VALPARAISO	90-76
W LOYOLA	83-75
W XAVIER	56-54
L at Toledo	71-101
W INDIANA CENTRAL	93-76
W at Robert Morris	67-62
L at St. Joseph's	72-80
L EVANSVILLE	76-78
W DePAUW	99-80
L at Eastern Illinois	74-88
L at Xavier	72-73
W at Valparaiso	88-75

MVP: Tom Orner

Varsity Award Winners: John Carr, Brian Harmsen, Steve Hutson, Todd Lickliter, Larry Lubs, Joe Maloney, Mike Miller, Doug Mitchell, Tom Orner, Gary Raker, Frank Thomas, Ed Thompson.

1979-2012 - Midwestern Collegiate Conference/Horizon League

1979-80

Record: 12-15

Coach: Joe Sexson

Captain: Gary Raker

W EASTERN KENTUCKY	OT 93-92
L at #11 Purdue	60-83
L at Ball State	71-100
W BRADLEY	65-63
L #19 MISSOURI	60-64
L TOLEDO	66-76
L INDIANA STATE	55-71
L at Western Kentucky	62-66
W INDIANA CENTRAL	OT 73-62
L at St. Joseph's	88-90
W at Evansville*	56-55
L at Valparaiso	67-74
L at Loyola*	OT 106-107
W CARTHAGE	95-51
W DePAUW	93-65
L at St. Louis	79-100
L at Bowling Green	68-77
W VALPARAISO	77-64
W DAYTON	62-61
W XAVIER*	91-81
L at Oral Roberts*	89-101
W at Indiana Central	77-71
L at #1 DePaul	79-103
W WIS.-MILWAUKEE	83-69
L OKLAHOMA CITY	68-73
W ST. JOSEPH'S	102-85
L at Evansville**	67-80

MVP: Gary Raker, Tony Warren

All-MCC Players: Tony Warren

Varsity Award Winners: Dave Bastian, Claude Davis, Steve Hutson, Mike Miller, Lynn Mitchem, Dave Prenatt, Gary Raker, Andy Sexson, Frank Thomas, Tony Warren, Brett Hackworth (Mgr.).
**MCC Tournament, Evansville, Ind.

1980-81

Record: 5-22

Coach: Joe Sexson

Captain: Mike Miller, Steve Hutson

L at Eastern Kentucky	66-82
L MARIAN	56-58
L at Alabama-Birmingham	58-87
L Florida A & M#	77-83
L Appalachian State#	OT 73-75
L PURDUE	61-82
W ST. LOUIS	69-61

All-Time Results



L at Indiana State	69-77
W at Indiana Central	45-44
L BALL STATE	66-69
L at Oral Roberts*	68-72
L at Oklahoma City*	97-108
W XAVIER*	73-72
W INDIANA CENTRAL	72-56
L at Evansville*	58-73
W DePAUW	91-60
L LOYOLA*	66-68
L at Dayton	64-68
L at Xavier*	62-74
L EVANSVILLE*	66-70
L at Loyola*	77-87
L DETROIT*	72-83
L ORAL ROBERTS*	77-82
L OKLAHOMA CITY*	65-74
L #3 DePAUL	64-89
L at Valparaiso	63-86
L at Oklahoma City**	69-86

MVP: Lynn Mitchem

All-Conference Players: Lynn Mitchem (2nd Team)

Varsity Award Winners: Tom Butler, Jerry Dale, Claude Davis, Steve Hutson, Doug Mahurin, Mike Miller, Lynn Mitchem, Tim McRoberts, Chris Rodgers, Tony Warren.

#Hatter Classic, Deland, Fla.

**MCC Game.*

***MCC Tournament.*

1981-82

Record: 7-20

Coach: Joe Sexson

Captain: Claude Davis, Lynn Mitchem, Tony Warren

L EASTERN KENTUCKY	80-86
L at Purdue	46-75
L at Western Kentucky	65-96
W VALPARAISO	85-76
L at Indiana Central	69-81
L INDIANA STATE	55-57
L ST. LOUIS	82-86
L at Ohio State	48-66
L at Ball State	54-63
L WIS.-GREEN BAY	62-66
W XAVIER*	73-62
W at Oklahoma City*	58-46
L at Oral Roberts*	50-63
W INDIANA CENTRAL	67-57
W DETROIT*	68-61
L at Loyola*	73-98
L EVANSVILLE*	47-80
L DAYTON	70-58
L at St. Louis	80-61
L at Xavier*	53-72
L OKLAHOMA CITY*	52-55
L ORAL ROBERTS*	63-65
L at Detroit*	67-81
L LOYOLA*	60-78
L at Valparaiso	70-73
L at Evansville*	58-68
L Loyola**	71-88

MVP: Lynn Mitchem

All-MCC Players: Lynn Mitchem

Varsity Award Winners: Tom Butler, Claude Davis, Tim Haseley, Danny Jarrett, Greg Jones, John Jones, Tim McRoberts, Lynn Mitchem, Joe Richardson, Chris Rodgers, Tony Warren, Steve Peters (Mgr.).

**MCC game.*

***MCC Tournament, Tulsa, Okla.*

1982-83

Record: 15-13

Coach: Joe Sexson

Captain: Lynn Mitchem, Claude Davis

L at #4 Kentucky	53-90
L at Valparaiso	74-76
W SOUTHERN INDIANA	87-59

L at Indiana State	71-88
W INDIANA CENTRAL	82-70
L WESTERN KENTUCKY	OT 63-65
W SIU-EDWARDSVILLE	49-40
L at New Mexico#	61-72
L Weber State#	48-50
W BALL STATE	74-60
W at St. Louis*	57-51
L at Xavier*	49-51
W OKLAHOMA CITY*	55-35
L ORAL ROBERTS*	52-64
W at Detroit*	64-63
L LOYOLA*	73-84
W at Evansville*	OT 73-68
W XAVIER*	72-52
L at Dayton	57-75
W ST. LOUIS*	64-52
W at Indiana Central	90-80
W at Oklahoma City*	82-57
L at Oral Roberts*	69-75
L VALPARAISO	69-80
W DETROIT*	71-63
L at Loyola*	72-83
W EVANSVILLE*	78-69
L Evansville**	63-72

MVP: Lynn Mitchem

All-MCC Players: Lynn Mitchem, Tim McRoberts (2nd Team), Greg Jones (HM)

Varsity Award Winners: Mark Beam, Claude Davis, David Gilbreth, Tim Haseley, Larry Ikerd, Danny Jarrett, Greg Jones, Skip Jones, Tim McRoberts, Lynn Mitchem, Joe Richardson, Chris Rodgers, Tony Warren, Steve Peters (Mgr.).

#Lobo Invitational.

**MCC Game.*

***MCC Tournament, Evansville, Ind.*

1983-84

Record: 13-15

Coach: Joe Sexson

Captain: Tim McRoberts

W DePAUW	79-65
L at Wis.-Green Bay	OT 65-74
W VALPARAISO	56-44
W SOUTHERN INDIANA	78-68
W INDIANA STATE	OT 91-86
W INDIANA CENTRAL	76-72
L at Ball State	68-73
L Youngstown State#	79-90
L Drexel#	67-70
L at Indiana State	85-101
W at Loyola*	97-70
L at Detroit*	60-74
W EVANSVILLE*	74-55
L ST. LOUIS*	46-49
W at Oklahoma City*	75-62
L at Oral Roberts*	68-82
W XAVIER*	55-53
W at Indiana Central	94-76
W LOYOLA*	73-65
W DETROIT*	73-53
L at Evansville*	72-77
L at St. Louis*	65-66
L DAYTON*	OT 76-77
W OKLAHOMA CITY*	78-52
L ORAL ROBERTS*	100-105
L at Xavier*	68-78
L at Valparaiso	73-76
L Evansville**	65-70

MVP: Tim McRoberts

All-MCC Players: Tim McRoberts

MCC All-Freshman Team: Darrin Fitzgerald, Chad Tucker

MCC Coach of the Year: Joe Sexson

Varsity Award Winners: Danny Jarrett, Tim McRoberts, Tom Butler, Mike Burt, Dave Gilbreth, Tim Haseley, Larry Ikerd, Mark Beam, Greg Mackey, Darrin Fitzgerald, Mike Harper, Chad Tucker, Steve Peters (Mgr.).

#Cardinal Varsity Club Classic.

**MCC Game.*

***MCC Tournament, Chicago, Ill.*

1984-85

Record: 19-10

Coach: Joe Sexson

Captain: Tim Haseley

W at Western Illinois	78-67
W DePAUW	72-51
W VALPARAISO	66-51
L at Indiana State	52-78
W SOUTHERN INDIANA	87-74
W INDIANA CENTRAL	67-64
L at Northwestern	58-61
W BALL STATE	88-75
L LOYOLA*	74-86
W DETROIT*	70-67
W at Evansville*	80-68
L at St. Louis*	54-71
W WESTERN ILLINOIS	64-55
W OKLAHOMA CITY*	65-49
L ORAL ROBERTS*	66-78
W at Xavier*	61-59
L at Indiana Central	59-60
L at Loyola*	90-105
L at Detroit*	53-58
W EVANSVILLE*	71-69
W ST. LOUIS*	66-61
W at Oklahoma City*	72-62
L at Oral Roberts*	52-60
W XAVIER*	81-73
W INDIANA STATE	67-66
W NOTRE DAME	OT 70-69
W at Valparaiso	56-50
L Evansville**	OT 72-73
L Indiana%	57-79

MVP: Chad Tucker, Mike Burt

All-Conference: Chad Tucker

AP All-America: Chad Tucker (H.M.)

Varsity Award Winners: Mike Burt, Dave Gilbreth, Tim Haseley, Larry Ikerd, Mark Beam, Ken Croner, Aaron Hoover, Greg Mackey, Darrin Fitzgerald, Tony Gallahar, Mike Harper, Chad Tucker, Johnny Jones, Mike Hagan (Mgr.).

**MCC Game.*

***MCC Tournament.*

%NIT.

1985-86

Record: 9-19

Coach: Joe Sexson

Captain: Chad Tucker, Darrin Fitzgerald, Mark Beam

W DePAUW	87-72
L at #11 Notre Dame	56-87
W SOUTHWEST BAPTIST	82-69
L at Ball State	61-64
L INDIANA STATE	48-52
L at Dayton	55-69
W INDIANA CENTRAL	83-70
L EASTERN ILLINOIS	78-81
L at Indiana State	54-72
L at Eastern Illinois	66-81
L LOYOLA*	61-63
L DETROIT*	73-75
L at Evansville*	OT 68-70
W at St. Louis*	60-55
W at Valparaiso	67-57
W CHICAGO STATE	78-74
W ORAL ROBERTS	70-48
W at Indiana Central	68-59
L at Xavier*	56-77
L at Loyola*	84-106
L at Detroit*	48-72
W VALPARAISO	88-66
L EVANSVILLE*	57-59
L ST. LOUIS*	2OT 74-75
L XAVIER*	61-86

L at Chicago State	68-70
L at Oral Roberts*	63-104
L St. Louis**	61-63

MVP: Chad Tucker

All-Conference: Chad Tucker

MCC All-Freshman: Darren Fowlkes

Varsity Award Winners: Mark Beam, Ken Croner, Darrin Fitzgerald, Darren Fowlkes, Tony Gallahar, Chris Givens, Mike Harper, David Herbert, Johnny Jones, Chad Tucker, Mike Yeater, Mike Hagan (Mgr.).

**MCC Game.*

***MCC Tournament, Indianapolis, Ind.*

1986-87

Record: 12-16

Coach: Joe Sexson

Captain: Chad Tucker, Darrin Fitzgerald

W DePAUW	87-72
W NORTHWESTERN	71-53
W BALL STATE	78-65
W at Indiana State	72-70
L at Valparaiso	56-74
W Mississippi Valley State#	82-65
L at Ball State#	70-83
L INDIANAPOLIS	65-75
W INDIANA STATE	4OT 95-92
L Nebraska+	56-67
L George Mason+	77-82
L WEST. KENTUCKY	OT 73-74
L at Loyola*	OT 86-90
W at Detroit*	76-66
W EVANSVILLE*	70-64
W ST. LOUIS*	61-58
L at Northern Illinois	70-86
L at Oral Roberts*	59-60
W XAVIER*	2OT 86-84
L DAYTON	71-73
L LOYOLA*	77-89
W DETROIT*	88-77
W VALPARAISO	66-58
L at Evansville*	72-79
L at St. Louis*	54-73
L at Xavier*	67-69
L ORAL ROBERTS*	OT 60-64
L Xavier**	98-104

MVP: Darrin Fitzgerald

All-Conference Players: Darrin Fitzgerald, Darren Fowlkes (2nd Team)

Varsity Award Winners: Rick Berry, Rick Donovan, Darrin Fitzgerald, Darren Fowlkes, Tony Gallahar, Mike Harper, Joe Harris, David Herbert, Jody Littrell, Scott VonBargen, Mike Yeater, Brad McKinney (Mgr.).

#Cardinal Varsity Club Classic.

+Rochester Classic.

**MCC Game.*

***MCC Tournament, Indianapolis, Ind.*

1987-88

Record: 14-14

Coach: Joe Sexson (25 games), Doug Mitchell (3 games)

Captain: Chad Tucker

W DePAUW	61-57
L at Western Kentucky	68-85
L at Wisconsin	80-92
W INDIANA STATE	84-65
L at Valparaiso	OT 49-51
W at Indiana State	64-44
W at Ball State	61-59
W #16 Iowa State#	78-76
L at Toledo#	50-52
W WABASH	84-61
W NORTHERN ILLINOIS	84-73
W at Dayton	62-61
W DETROIT*	52-50
W LOYOLA*	66-54
L at St. Louis*	40-50



All-Time Results

L at Evansville*	78-85
L at Notre Dame	66-85
L VALPARAISO	55-56
L at Xavier*	74-89
W at Detroit*	OT 89-81
W at Loyola*	81-57
W ST. LOUIS*	54-47
L EVANSVILLE*	59-85
L at Illinois State	62-87
L INDIANAPOLIS	72-74
W EASTERN KENTUCKY	60-57
L XAVIER*	70-71
L Loyola**	59-67

MVP: Chad Tucker

All-MCC Players: Chad Tucker, Darren Fowlkes (2nd Team)

Varsity Award Winners: Rick Berry, Rick Donovan, Brett Etherington, Chad Fordyce, Darren Fowlkes, Rodney Haywood, David Herbert, John Karaffa, Jody Littrell, Thad Matta, John Shoup, Chad Tucker, Brad McKinney (Mgr.).

#Blade Classic.

**MCC Game.*

***MCC Tournament, Indianapolis, Ind.*

1988-89

Record: 11-17

Coach: Joe Sexson

Captain: Darren Fowlkes

W VALPARAISO	83-53
W at Western Kentucky	91-81
L ILLINOIS-CHICAGO	65-69
L at Indiana State	61-81
L WISCONSIN	53-63
W INDIANA STATE	72-57
W at Eastern Kentucky	66-59
W at Austin Peay	85-81
W at Illinois-Chicago	73-66
L AUSTIN PEAY	60-63
L at St. Louis*	72-99
L at Evansville	45-61
L BALL STATE	44-54
L DAYTON*	52-55
W XAVIER*	79-76
L at Loyola*	65-71
L at Detroit*	80-88
L at Valparaiso	83-104
L ST. LOUIS*	44-64
L EVANSVILLE*	77-90
L LOYOLA*	84-85
W DETROIT*	76-73
W ILLINOIS STATE	66-49
W at Dayton*	72-66
W at Miami (Ohio)	69-65
L at Xavier*	75-85
L NOTRE DAME	69-76
L St. Louis**	64-68

MVP: Darren Fowlkes

All-MCC Players: Darren Fowlkes

Varsity Award Winners: Scott Allison, Darin Archbold, Rick Berry, John Deaton, Rick Donovan, Brett Etherington, Chad Fordyce, Darren Fowlkes, Wade Gault, Rodney Haywood, John Karaffa, Jody Littrell, Thad Matta, John Shoup, Michael Wilson.

**MCC Game.*

***MCC Tournament, Dayton, Ohio*



Barry Collier

1989-2000

**1989-90
Record: 6-22**

Coach: Barry Collier

Captain: Jody Littrell, Rodney Haywood, Thad Matta

L at Western Illinois	65-82
L at Illinois State	OT 59-67
W ILLINOIS-CHICAGO	57-51
L WESTERN KY	OT 59-62
W MIAMI (OHIO)	OT 81-78
L at Wisconsin	59-75
L at Indiana State	53-58
W PORTLAND	76-50
L at Ball State	42-63
L BOWLING GREEN	54-62
L at Notre Dame	65-97
L at Illinois-Chicago	52-62
L at Loyola*	48-53
L EVANSVILLE*	51-56
L ST. LOUIS*	64-66
L DETROIT*	77-85
L at Dayton*	62-86
L at Xavier*	57-81
L MARQUETTE*	73-75
W LOYOLA*	72-67
L at St. Louis*	54-62
L at Evansville*	57-66
W INDIANA STATE	79-66
W at Detroit*	71-69
L DAYTON*	82-88
L XAVIER*	66-80
L at Marquette*	70-90
L Xavier**	61-86

MVP: Rodney Haywood

MCC All-Newcomer Team: J. P. Brens

Varsity Award Winners: Darin Archbold, Rick Berry, Tim Bowen, J. P. Brens, Rick Donovan, Brett Etherington, Chad Fordyce, Wade Gault, Rodney Haywood, John Karaffa, Jody Littrell, Thad Matta, Dave Ryser, John Shoup, Michael Wilson.

**MCC Game.*

***MCC Tournament, Dayton, Ohio*

1990-91

Record: 18-11

Coach: Barry Collier

Captain: John Karaffa, Brett Etherington

W WESTERN ILLINOIS	82-79
L at Indiana State	OT 93-96
W at Portland	86-80
L at Cal State Fullerton	76-79
W NOTRE DAME	91-77
W VALPARAISO	97-75
L at Bowling Green	95-115
W WISCONSIN	2OT 94-88
L at Purdue	81-97

W BALL STATE	84-77
W at Georgia State	106-96
L at Mercer	66-72
W at St. Louis*	87-74
W at Detroit*	76-62
W at Jacksonville	71-58
W DETROIT*	71-56
W DAYTON*	100-95
W LOYOLA*	80-67
W at Marquette*	76-65
W ST. LOUIS*	57-55
L EVANSVILLE*	2OT 128-136
L at Xavier*	73-80
W at Evansville*	81-54
L at Dayton*	98-116
L XAVIER*	93-105
W at Loyola*	91-85
W MARQUETTE*	84-74
L Loyola**	62-75
L Wyoming%	61-63

MVP: Darin Archbold

All-MCC Players: Darin Archbold

MCC Player of the Year: D. Archbold

MCC Coach of the Year: Barry Collier

MCC All-Newcomer Team: J. Guice

Varsity Award Winners: Danny Allen, Darin Archbold, Michael Banks, Brian Beauford, Tim Bowen, J. P. Brens, Brett Etherington, Chad Fordyce, Wade Gault, Jermaine Guice, John Karaffa, David Ryser, John Shoup, John Taylor, Michael Wilson, Lynn Crump (Mgr.)

**MCC Game.*

***MCC Tournament, Dayton, Ohio*

%NIT.

1991-92

Record: 21-10

Coach: Barry Collier

Captain: Darin Archbold, Wade Gault, Michael Wilson

W CAL NORTHBRIDGE	82-67
W at Notre Dame	67-60
L at Indiana	73-97
W CAL FULLERTON	100-83
W ILLINOIS STATE	93-85
W MERCER	96-73
W at Valparaiso	83-80
W INDIANA STATE	80-65
L PURDUE	70-76
W at Ball State	78-72
L Iowa#	92-114
W Northeastern Illinois#	93-60
W GEORGIA STATE	86-82
W at Detroit Mercy*	91-82
L at Evansville*	83-88
L WIS.-GREEN BAY	66-69
W PENN STATE	79-74
W at Dayton*	83-66
W #17 UNC CHARLOTTE	87-84
W at Loyola*	68-63
W DETROIT MERCY*	95-84
L Penn State	64-67
L EVANSVILLE*	69-78
L XAVIER*	75-98
W DAYTON*	78-73
W LOYOLA*	78-76
W at Xavier*	96-86
W Detroit Mercy**	87-70
W Xavier**	78-61
L Evansville**	76-95
L at Purdue%	56-82

MVP: Darin Archbold

All-MCC Players: Darin Archbold

MCC All-Newcomer Team: Katara Reliford

MCC All-Tournament: Darin Archbold

Varsity Award Winners: Darin Archbold, Wade Gault, Michael Wilson, Michael Banks, Brian Beauford, Tim Bowen, J. P. Brens, David Ryser, Danny Allen, Jermaine Guice, Katara Reliford, John Taylor, Dean

Edwards, Darren Freeman, Lynn Crump (Mgr.), Brian Disney (Mgr.), Scott Drew (Mgr.).

#Tampa Tribune Classic.

**MCC Game.*

***MCC Tournament, Cincinnati, Ohio*

%NIT.

1992-93

Record: 11-17

Coach: Barry Collier

Captain: J. P. Brens, Jermaine Guice

L at Indiana State	56-70
W ANDERSON	90-50
L at Illinois State	53-69
L at Wisconsin-Green Bay	64-76
L #5 NORTH CAROLINA	56-103
W BALL STATE	63-49
L #4 Indiana#	48-90
W St. Francis (N.Y.)#	91-60
L at Purdue	54-80
W VALPARAISO	81-62
W LA SALLE*	64-59
L EVANSVILLE*	62-77
W NOTRE DAME	70-56
L at Xavier*	59-63
W at Dayton*	OT 70-66
L at UNC Charlotte	62-70
W DUQUESNE*	86-80
L DETROIT MERCY*	82-85
W LOYOLA*	68-51
L at Duquesne*	64-78
L at La Salle*	66-88
W DAYTON*	74-59
L XAVIER*	66-80
L at Evansville*	72-84
L at Loyola*	OT 65-66
L at Detroit Mercy*	65-71
W La Salle**	77-70
L Evansville**	71-74

MVP: Jermaine Guice

All-MCC: Jermaine Guice (2nd Team)

MCC All-Tournament: Jermaine Guice

Varsity Award Winners: Brian Beauford, Tim Bowen, J. P. Brens, Katara Reliford, Dan Allen, Jermaine Guice, John Taylor, Quincy Bowens, Jason McKenzie, Chris Miskel, Burdette Phillips, Lynn Crump (Mgr.).

#Hoosier Classic, Indianapolis, Ind.

**MCC Game.*

***MCC Tournament.*

1993-94

Record: 16-13

Coach: Barry Collier

Captain: Danny Allen, Jermaine Guice, John Taylor, Travis Trice

L at #19 Cincinnati (NIT)	72-90
W #11 INDIANA	75-71
L at Ball State	84-93
L at Valparaiso	73-90
W DePAUW	74-54
W ILLINOIS STATE	80-52
W INDIANA STATE	73-52
W JACKSONVILLE	89-73
W at Sacramento State	60-58
L UNC Charlotte#	61-81
L Holy Cross#	67-78
L at Southern Utah	72-79
W BETHUNE-COOKMAN	73-45
L #25 XAVIER*	80-86
W LOYOLA*	75-59
L at Detroit Mercy*	61-74
L at #4 North Carolina	64-104
L at Evansville*	2OT 93-95
L SOUTHERN UTAH	78-85
W DETROIT MERCY*	83-63
W at Loyola*	69-60
W at Notre Dame	67-57
W LA SALLE*	82-69

All-Time Results



L Xavier*	73-93
W EVANSVILLE*	77-75
W at Mercer	81-65
W at La Salle*	87-68
W LOYOLA**	78-67
L EVANSVILLE**	66-68

MVP: Jermaine Guice
All-MCC: Jermaine Guice, John Taylor (2nd Team)

MCC All-Newcomer Team: Travis Trice

MCC All-Tournament: Jermaine Guice

Varsity Award Winners: Danny Allen, Marcus Cowart, Chad Cantor, Matthew Graves, Jermaine Guice, Marcel Kon, Jason McKenzie, Chris Miskel, Brent Myers (Mgr.), T. J. Perry, Mike Shunneson (Mgr.), John Taylor, Travis Trice, Kelsey Wilson

#Cable Car Classic, Santa Clara, Calif.

***MCC Game.**

****MCC Tournament.**

1994-95

Record: 15-12

Coach: Barry Collier
Captain: Travis Trice

L St. Peter's#	68-80
W Colgate#	84-74
W at Portland	75-74
W VALPARAISO	82-80
W at Indiana State	84-67
L BALL STATE	77-85
L MERCER	59-74
W DePAUW	76-47
L at Indiana	66-89
W at Wisconsin-Green Bay*	56-43
W SACRAMENTO STATE	90-62
W at UW-Milwaukee*	64-48
L LOYOLA*	OT 61-58
L at Illinois-Chicago*	82-100
W NORTHERN ILLINOIS*	67-59
W at Cleveland State*	81-78
L LA SALLE*	71-73
L DETROIT*	OT 85-88
W UW-MILWAUKEE*	85-75
L WIS.-GREEN BAY*	60-61
W at Loyola*	67-50
W ILLINOIS-CHICAGO*	100-84
W NOTRE DAME	76-60
L at Northern Illinois*	70-89
L at Wright State*	79-83
L XAVIER*	66-81
L Detroit **	53-59

MVP: Travis Trice

Varsity Award Winners: Chad Cantor, Brian Carretta, Marcus Cowart, Dan Dudukovich, Marcel Kon, Jason McKenzie, Chris Miskel, Jon Neuhouser, T. J. Perry, Jeff Rogers, Travis Trice, Rolf van Rijn, Kelsey Wilson.

#Fry's Invitational, Stanford, Calif.

***MCC Game.**

****MCC Tournament, Dayton, Ohio**

1995-96

Record: 19-8

Coach: Barry Collier
Captain: Chris Miskel, Jason McKenzie

W MD-EASTERN SHORE	75-44
W HANOVER	56-53
W at Ball State	67-57
L at Western Kentucky	50-56
W INDIANA STATE	81-61
W at Marshall	102-92
W at James Madison	65-63
L at Montana State#	59-84
L James Madison#	65-75
W ILLINOIS-CHICAGO*	78-58
W PORTLAND	87-80
W at Wisconsin-Milwaukee*	71-67
W at Wright State*	71-68

L WIS.-GREEN BAY*	61-64
W at Loyola Chicago*	67-59
L at Northern Illinois*	57-84
W CLEVELAND STATE*	71-56
W DETROIT*	70-62
W LOYOLA CHICAGO*	78-66
W WIS.-MILWAUKEE*	65-45
W at Cleveland State*	76-68
L at WRIGHT STATE*	61-67
W at Illinois-Chicago*	85-82
W NORTHERN ILLINOIS*	73-58
W at Detroit*	69-61
L at #25 Wis.-Green Bay*	OT 66-73
L Illinois-Chicago**	97-107

MVP: Chris Miskel

All-MCC: Jon Neuhouser (1st team), Jason McKenzie (All-Defensive Team)

Varsity Award Winners: Kelly Burton, Chad Cantor, Dan Dudukovich, Bjorn Gieseck, Matthew Graves, Andy Hirschy, Jason McKenzie, Chris Miskel, Jon Neuhouser, T. J. Perry, Mike Pflugner, Jeff Rogers, Srdan Selimbegovic, Rolf van Rijn, Kelsey Wilson.

#Holiday Stores Classic.

***MCC Game.**

****MCC Tournament, Dayton, Ohio**

1996-97

Record: 23-10

Coach: Barry Collier
Captain: Jon Neuhouser, Jeff Rogers, Matthew Graves

W at Indiana State	70-48
W Tulane#	66-63
L #5 Villanova#	54-62
W at American-P.R.#	84-69
W ANDERSON	86-47
L BALL STATE	67-71
L at Bradley	OT 55-67
W at Evansville	61-50
L at Indiana	OT 84-89
W at Florida International	83-67
L at Florida State	68-87
W at Cleveland State*	79-60
W WESTERN KY	75-73
L at Illinois-Chicago*	OT 80-82
W LOYOLA CHICAGO*	89-48
W WIS.-MILWAUKEE*	75-59
W WIS.-GREEN BAY*	50-43
L at Detroit*	OT 54-56
W at Northern Illinois*	OT 80-79
L at Wright State*	62-65
W CLEVELAND STATE*	84-47
W DETROIT*	68-55
W MARSHALL	84-57
W at Loyola Chicago*	62-56
W ILLINOIS-CHICAGO*	67-44
W at Wis.-Milwaukee*	74-46
L at Wis.-Green Bay*	OT 56-58
W NORTHERN ILLINOIS*	64-57
W WRIGHT STATE*	75-57
W Wis.-Milwaukee**	48-36
W Wis.-Green Bay**	OT 57-52
W Illinois-Chicago**	69-68
L #10 Cincinnati%	69-86

MVP: Jon Neuhouser

MCC Player of the Year: Jon Neuhouser

MCC Coach of the Year: Barry Collier

MCC Tournament MVP: Kelsey Wilson

MCC All-Tournament: Kelsey Wilson, Jon Neuhouser

All-MCC Players: Jon Neuhouser (1st team), Kelsey Wilson (2nd team), Rolf van Rijn (All-Defensive Team)

Varsity Award Winners: Chad Cantor, T. J. Perry, Kelsey Wilson, Dan Dudukovich, Matthew Graves, Jon Neuhouser, Jeff Rogers, Rolf van Rijn, Bjorn Gieseck, Andy Hirschy, Mike Pflugner, Andrew Graves,

Brent Rockwood, Mike Marshall.
#Puerto Rico Shootout, Bayamon, P.R.
***MCC Game.**
****MCC Tournament, Dayton, Ohio**
%NCAA Tournament, Detroit, Mich.

1997-98

Record: 22-11

Coach: Barry Collier
Captain: Matthew Graves, Jeff Rogers, Jon Neuhouser

W INDIANA WESLEYAN	87-44
W BRADLEY	51-48
L at Ball State	46-58
W #19 Oklahoma#	73-63
W Pacific#	(OT) 73-67
L #15 Stanford#	86-99
L at Western Kentucky	49-59
W INDIANA STATE	65-63
W IUPUI	83-44
W EVANSVILLE	63-46
W JAMES MADISON	75-66
W BELMONT	85-54
L at Xavier	66-93
W UIC*	78-76
W LOYOLA*	(OT) 59-56
W at SW Missouri State	66-63
W WRIGHT STATE*	81-66
L at Cleveland State*	62-67
L at Detroit*	67-78
W WIS.-GREEN BAY*	78-60
W WIS.-MILWAUKEE*	74-66
L at UIC*	62-72
L at Loyola*	(OT) 62-70
L at Wright State*	53-57
W at Wis.-Milwaukee*	71-56
L DETROIT*	51-54
W CLEVELAND STATE*	58-44
W at Nevada	84-75
W at Wis.-Green Bay*	59-57
W Loyola**	62-53
W Wright State**	67-48
W Wis.-Green Bay**	70-51
L #18 New Mexico%	62-79

MVP: Matthew Graves

MCC Tournament MVP: Jon Neuhouser

MCC All-Tournament: Jon Neuhouser, Matthew Graves

All-MCC: Rolf van Rijn (All-Defensive)

MCC All-Newcomer Team: Otis Frazier

Varsity Award Winners: Dan Dudukovich, Otis Frazier, Bjorn Gieseck, Andrew Graves, Matthew Graves, Michael Hicks, Andy Hirschy, LaVall Jordan, Mike Marshall, Jason Myers, Jon Neuhouser, Mike Pflugner, Jeff Rogers, Rolf van Rijn.

#Big Island Invitational, Hilo, Hawaii

***MCC Game.**

****MCC Tournament, Green Bay, Wis**

%NCAA Tournament, Lexington, Ky.

1998-99

Record: 22-10

Coach: Barry Collier
Captains: Andy Hirschy, Mike Marshall

L SW MISSOURI STATE	57-72
L #16 XAVIER	66-73
L at Indiana State	44-64
L at Belmont	58-60
W at Evansville	66-60
W WESTERN KENTUCKY	69-58
W BALL STATE	61-48
L Purdue#	54-63
W FLORIDA STATE	77-65
W IDAHO STATE	56-44
L at Loyola*	51-53
W at Wright State*	60-53
W at Illinois-Chicago*	(OT) 67-62
W CLEVELAND STATE*	78-62
W at Detroit*	59-46

W FLA. INTERNATIONAL	71-63
W at UW-Milwaukee*	68-65
W at UW-Green Bay*	57-50
W ILLINOIS-CHICAGO*	54-47
W LOYOLA*	57-52
W IUPUI	80-54
W WRIGHT STATE*	(2OT) 88-78
L at Cleveland State*	62-73
L DETROIT*	52-62
W UW-MILWAUKEE*	78-63
W UW-GREEN BAY*	50-37
W Wright State**	64-56
W UW-Green Bay**	(3OT) 68-65
L Detroit**	65-72
W at Bradley%	51-50
W OLD DOMINION%	75-62
L at Clemson%	69-89

MVP: Mike Marshall

All-MCC: Mike Marshall (1st team)

MCC All-Newcomer Team: Rylan Hainje

MCC All-Tournament: Andy Hirschy

MCC Coach of the Year: Barry Collier

Varsity Award Winners: Bjorn Gieseck, Andrew Graves, Rylan Hainje, Michael Hicks, Andy Hirschy, Thomas Jackson, Will Jones, LaVall Jordan, Mike Marshall, Ryan Murray, Jason Myers, Mike Pflugner, Luke Reed, Ben Danner (Mgr.), Chad Lynn (Mgr.), Paul Ziemba (Mgr.)

#At Market Square Arena

***MCC Game.**

****MCC Tournament, Chicago, Ill.**

%NIT

1999-2000

Record: 23-8

Coach: Barry Collier
Captains: Mike Marshall, Andrew Graves

L at UNC-Wilmington	54-56
W MOUNT ST. MARY'S	82-55
W INDIANA STATE	77-55
W EVANSVILLE	73-45
L at Eastern Illinois	(OT) 60-69
L at Ball State	70-80
W BELMONT	79-35
W NEVADA	66-45
W at TCU	86-78
W La Salle#	43-36
L at Santa Clara#	56-57
L at Tennessee-Martin	62-64
W WRIGHT STATE*	71-47
L at Cleveland State*	45-53
L at Detroit*	65-75
W UW-GREEN BAY*	60-44
W UW-MILWAUKEE*	72-64
W IUPUI	70-59
W at UIC*	75-46
W at Loyola*	68-48
W at Wright State*	79-55
W DETROIT*	68-62
W CLEVELAND STATE*	81-54
W at UW-Milwaukee*	84-72
W at UW-Green Bay*	62-50
W LOYOLA*	59-44
W UIC*	84-60
W Loyola**	61-57
W UW-Milwaukee**	65-51
W Detroit**	62-43
L #13 Florida%	(OT) 68-69

MVP: Mike Marshall

MCC Tournament MVP: Mike Marshall

MCC All-Tournament: Mike Marshall, LaVall Jordan, Thomas Jackson

All-MCC: Mike Marshall (2nd team, All-Defensive), LaVall Jordan (2nd team)


MCC Coach of the Year: Barry Collier

Varsity Award Winners: Darnell Archey, Joel Cornette, Lewis Curry, Andrew Graves, Rylan Hainje, Thomas Jackson, LaVall



All-Time Results

Jordan, Mike Marshall, Mike Moore, Jason Myers, Scott Robisch, Ben Danner (Mgr.), Paul Ziemba (Mgr.)
 #Cable Car Classic, Santa Clara, Calif.
 *MCC Game.
 **MCC Tournament, Chicago, Ill.
 %NCAA Tournament, Winston-Salem, N.C.



Thad Matta
2000-01

2000-01
Record: 24-8

Coach: Thad Matta
Captain: LaVall Jordan
 W EASTERN ILLINOIS 90-73
 W at Birmingham-Southern 71-62
 W BALL STATE 71-48
 L at Evansville 73-74
 L at Indiana State (OT) 88-90
 L UNC-WILMINGTON 48-53
 W TENNESSEE-MARTIN 77-48
 W SANTA CLARA 84-60
 W TCU 86-73
 L at #12 Arizona# 60-72
 W Louisiana-Lafayette# 74-63
 W LIPSCOMB 72-56
 L at Wright State* 61-62
 W CLEVELAND STATE* 65-52
 W DETROIT* 74-59
 W at UW-Milwaukee* 60-51
 L at UW-Green Bay* 68-69
 W UIC* 76-69
 W LOYOLA* 71-57
 W at #10 Wisconsin 58-44
 W WRIGHT STATE* 59-48
 L at Detroit* 63-68
 W at Cleveland State* 59-56
 W UW-MILWAUKEE* (OT) 80-75
 W UW-GREEN BAY* 78-52
 W at Loyola* 66-62
 W at UIC* 68-66
 W Loyola** 78-52
 W at Wright State** 66-58
 W Detroit** 53-38
 W #23 Wake Forest+ 79-63
 L #4 Arizona+ 52-73

MVP: LaVall Jordan
All-MCC: Thomas Jackson (1st team, All-Defensive), LaVall Jordan (2nd team), Brandon Miller (Newcomer), Rylan Hainje (Defensive), Joel Cornette (Defensive)
MCC Coach of the Year: Thad Matta
Varsity Award Winners: Darnell Archey, Joel Cornette, Lewis Curry, Ryan Falquist, Nick Gardner, Ben Grunst, Rylan Hainje, Thomas Jackson, LaVall Jordan, Duane Lightfoot, Jr., Brandon Miller, Mike Moore, Scott Robisch,

Rob Walls, Paul Ziemba (Mgr.), Travis Steele (Mgr.), Brian Landwehr (Mgr.).
 #--Fiesta Bowl Classic, Tucson, Ariz.
 *--MCC game.
 **--MCC Tournament, Dayton, Ohio
 +--NCAA Tournament, Kansas City, Mo.



Todd Lickliter
2001-07

2001-02
Record: 26-6

Coach: Todd Lickliter
Captains: Thomas Jackson, Rylan Hainje
 W Radford# 73-56
 W Delaware# 76-59
 W Washington# 67-64
 W INDIANA STATE 69-49
 W at Purdue 74-68
 W BIRMINGHAM SOUTHERN 70-34
 W at Lipscomb 76-56
 W EVANSVILLE 101-65
 W NORTHERN IOWA 77-65
 W at Mount St. Mary's 66-46
 W at #21 Ball State 75-66
 W Samford% 45-37
 W Indiana% 66-64
 L WRIGHT STATE* (2OT) 87-90
 W at Cleveland State* 62-45
 L at Detroit* 54-63
 W at Youngstown State* 68-50
 W UW-GREEN BAY* 64-41
 L UW-MILWAUKEE* 72-73
 W LOYOLA* 78-48
 W at UIC* 83-73
 W at UW-Milwaukee* 59-58
 W at Wright State* 72-57
 W DETROIT* 61-48
 W CLEVELAND STATE* 70-45
 W UW-Green Bay* 77-74
 W YOUNGSTOWN STATE* 75-50
 L at Loyola* 56-60
 W UIC* 85-61
 L UW-Green Bay** 48-49
 W BOWLING GREEN+ 81-69
 L at Syracuse+ (OT) 65-66

MVP: Thomas Jackson
All-Horizon League: Rylan Hainje (1st team, All-Defensive), Thomas Jackson (1st team, All-Defensive), Joel Cornette (All-Defensive)
Horizon League Player of the Year: Rylan Hainje
Varsity Award Winners: Darnell Archey, Joel Cornette, Lewis Curry, Nick Gardner, Ben Grunst, Rylan Hainje, Thomas Jackson, Duane Lightfoot, Jr., Brandon Miller, Mike Monserez, Mike Moore, Ryan Reynolds, Scott Robisch, Rob Walls, Ryan Murray

(Mgr.), Brian Landwehr (Mgr.).
 #BP Top of the World Classic, Fairbanks, Alaska.
 %Hoosier Classic @ Conseco Fieldhouse
 *Horizon League game.
 **HL Tournament, Cleveland, Ohio.
 +NIT

2002-03
Record: 27-6

Coach: Todd Lickliter
Captains: Brandon Miller, Joel Cornette
 W at IPFW 69-53
 W WAYNE STATE (MICH.) 60-37
 W BALL STATE 71-45
 W at Indiana State 65-45
 W at Evansville 77-64
 W BRADLEY 75-70
 W at Miami (Ohio) 59-42
 W ST. LOUIS 68-46
 W Texas-Pan American& 67-48
 W Western Kentucky& 63-60
 L at Hawaii& (OT) 78-81
 W at UIC* 68-65
 W LOYOLA* (OT) 81-74
 W DETROIT* 76-68
 W at Wright State* 81-70
 W YOUNGSTOWN STATE* 64-60
 L UW-Milwaukee* 65-69
 W UW-Green Bay* 68-53
 L at #5 Duke 60-80
 W CLEVELAND STATE* 73-57
 W UIC* 61-47
 L at Loyola* 63-73
 W at Detroit* 66-63
 W WRIGHT STATE* 79-64
 W at Youngstown State* 69-60
 W at Cleveland State* (2OT) 79-75
 W UW-GREEN BAY* 58-37
 W UW-MILWAUKEE* 76-74
 W Detroit** 58-55
 L at UW-Milwaukee** 52-69
 W #20 Mississippi State+ 47-46
 W #14 Louisville+ 79-71
 L #3 Oklahoma++ 54-65

MVP: Brandon Miller, Joel Cornette
All-Horizon League: Joel Cornette (2nd team, All-Defensive), Brandon Miller (2nd team, All-Defensive)
Varsity Award Winners: Darnell Archey, Joel Cornette, Lewis Curry, Nick Gardner, Andy Grunst, Ben Grunst, Bruce Horan, Jeff James, Duane Lightfoot, Jr., Brandon Miller, Mike Monserez, Mike Moore, Ryan Reynolds, Avery Sheets, Rob Walls, Ryan Murray (Mgr.), Brian Landwehr (Mgr.), Carl Heck (Mgr.), Brian Scheur (Mgr.), Vince Green (Mgr.).
 &Outrigger Hotels Rainbow Classic
 *Horizon League game.
 **Horizon League Tournament.
 %NCAA Tournament, Birmingham, Ala.
 %+NCAA "Sweet 16", Albany, N.Y.

2003-04
Record: 16-14

Coach: Todd Lickliter
Captains: Mike Monserez, Duane Lightfoot
 W QUINCY 68-54
 W at Northern Iowa 56-54
 L MICHIGAN# (OT) 60-61
 L at Ball State 61-63
 W EVANSVILLE 65-64
 L at Bradley 55-59
 L at Indiana 50-62
 W INDIANA STATE 57-39
 L UW-GREEN BAY* 63-70
 L at St. Louis 54-72
 L at Wright State* 39-51

L at UW-Milwaukee* 59-71
 L at UW-Green Bay* 50-60
 W LOYOLA* 72-54
 W DETROIT* (OT) 70-69
 W at Youngstown State* (OT) 67-66
 L WRIGHT STATE* 53-54
 W CLEVELAND STATE* 61-43
 L UIC* (OT) 71-74
 W IPFW 72-55
 W at Loyola* (OT) 74-67
 W at Cleveland State* 57-56
 L at Detroit* 48-54
 W UW-MILWAUKEE* 75-58
 W OHIO% 64-63
 W YOUNGSTOWN STATE* 81-76
 L at UIC* 54-64
 W YOUNGSTOWN STATE** 88-57
 W UW-GREEN BAY** 72-50
 L UIC** 56-65

MVP: Mike Monserez
All-Horizon League: Mike Monserez (2nd Team)
Horizon League All-Tournament: Avery Sheets
Varsity Award Winners: Nick Brooks, Brandon Crone, Nick Gardner, Andy Grunst, Bruce Horan, Jeff James, Duane Lightfoot, Brian Ligon, Mike Monserez, James Parker, Ryan Reynolds, Avery Sheets, Jamie Smalligan, Carl Heck (Mgr.), Brian Landwehr (Mgr.), Vince Green (Mgr.).
 #Conseco Fieldhouse.
 *Horizon League game.
 **Horizon League Tournament.
 %BracketBuster Saturday.

2004-05
Record: 13-15

Coach: Todd Lickliter
Captains: Avery Sheets, Bruce Horan
 W SOUTH DAKOTA STATE 80-52
 W GREENVILLE 79-43
 W MIAMI (OHIO) 61-48
 L at Ohio 58-64
 L at Bradley 66-75
 L at Indiana State 54-57
 W IPFW 73-39
 W BALL STATE 74-68
 L Richmond# 68-69
 L Eastern Washington# 62-67
 L UW-MILWAUKEE* (OT) 68-71
 L UW-GREEN BAY* 50-57
 W at Loyola* (OT) 77-72
 L at Detroit* 59-72
 W YOUNGSTOWN STATE* 50-37
 L WRIGHT STATE* 54-59
 L at Cleveland State* 57-77
 L at UIC* 49-73
 W at UW-Green Bay* 70-47
 W LOYOLA* 79-51
 L at Wright State* 55-61
 L CLEVELAND STATE* 56-65
 W DETROIT* 65-50
 L at UW-Milwaukee* 53-64
 W VALPARAISO% 72-69
 W at Youngstown State* 79-59
 W UIC* 86-82
 L at Wright State** 57-61

MVP: Brandon Polk
All-Horizon League: Brandon Polk (2nd Team, All-Newcomer Team)
Varsity Award Winners: Nick Brooks, Brandon Crone, A. J. Graves, Andy Grunst, Bruce Horan, Brian Ligon, Gary Patterson, Brandon Polk, Avery Sheets, Jamie Smalligan, Drew Streicher.
 #Fiesta Bowl Classic, Tucson, Ariz.
 %Bracket Buster Saturday game.
 *Horizon League game.
 **Horizon League Tournament.

All-Time Results



2005-06

Record: 20-13

Coach: Todd Lickliter

Captains: Bruce Horan, Brandon Crone, Brian Ligon

L UNC Wilmington#	59-75
W Alabama State#	70-61
W Lehigh#	66-41
L at Ohio State	(OT) 69-79
L at Michigan	74-78
W TULANE	82-61
W at Ball State	64-43
W BRADLEY	70-60
L INDIANA STATE	58-59
W ELON	86-40
L #18 Indiana+	55-73
W at South Dakota State	85-48
W UIC*	75-56
L at UW-Milwaukee*	59-64
W DETROIT*	64-52
L at Loyola*	64-74
L at Youngstown State*	62-64
W at Cleveland State*	55-51
W WRIGHT STATE*	70-62
W at UIC*	67-39
W UW-GREEN BAY*	(OT) 72-66
W UW-MILWAUKEE*	(OT) 63-60
W CLEVELAND STATE*	78-49
L at Wright State*	(2OT) 83-86
W at UW-Green Bay*	63-57
W LOYOLA*	62-50
L at Kent State%	(OT) 76-80
W YOUNGSTOWN STATE*	72-64
L at Detroit*	71-73
W UW-Green Bay**	73-51
L at UW-Milwaukee**	71-87
W MIAMI, OHIO&	53-52
L at Florida State&	63-67

MVP: Brandon Polk

All-Horizon League: Brandon Polk (1st Team)

HL All-Tournament: Brandon Polk

HL Player of the Year: Brandon Polk

HL Coach of the Year: Todd Lickliter

Varsity Award Winners: Julian Betko, Brandon Crone, A. J. Graves, Bruce Horan, Brian Ligon, Marcus Nellems, Brandon Polk, Avery Sheets, Ben Slaton, Drew Streicher, Chris Neumann (Mgr.), Boris Alosinac (Mgr.), Vince Green (Mgr.), Russell Sherman (Mgr.).

#--BCA Invitational, Laramie, Wyoming.

+--Conseco Fieldhouse, Indianapolis, Ind.

*--Horizon League game.

**--Horizon League Tournament, U. S. Cellular Arena, Milwaukee, Wis.

%--BracketBuster.

&--NIT game.

2006-07

Record: 29-7

Coach: Todd Lickliter

Captains: Brandon Crone, Brian Ligon

W at Tulane	77-37
W Notre Dame#	71-69
W Indiana#	60-55
W ILLINOIS-SPRINGFIELD	62-56
W #22 Tennessee##	56-44
W #23 Gonzaga##	79-71
W KENT STATE	(2OT) 83-80
W at Valparaiso	60-47
W CLEVELAND STATE	70-45
W BALL STATE	65-41
L at Indiana State	64-72
W Purdue&	68-65
W EVANSVILLE	76-65
W at UW-Milwaukee*	55-50
W WRIGHT STATE*	73-42
L at UIC*	(OT) 67-73

W SOUTH DAKOTA STATE	62-47
W YOUNGSTOWN STATE*	67-39
W UW-GREEN BAY*	80-59
W at Loyola*	(OT) 70-66
W at Detroit*	68-58
W UIC*	71-45
W at Youngstown State*	71-58
W UW-MILWAUKEE*	66-47
W at Cleveland State*	92-50
L at Wright State*	65-77
W FLORIDA GULF COAST	79-65
L #16 SOUTHERN ILLINOIS%	64-68
W at UW-Green Bay*	68-58
L LOYOLA*	71-75
W DETROIT*	56-36
W Loyola**	(OT) 67-66
L at Wright State**	55-60
W Old Dominion+	57-46
W #18 Maryland+	62-59
L #3 Florida++	57-65

MVP: Brandon Crone

NIT Season Tip-Off MVP: A. J. Graves

NIT Season Tip-Off All-Tournament: A. J. Graves, Julian Betko

All-Horizon League: A. J. Graves (1st Team), Mike Green (2nd Team, All-Newcomer), Pete Campbell (All-Newcomer)

HL All-Tournament: A. J. Graves, Brandon Crone

HL Newcomer of the Year: Mike Green

HL Coach of the Year: Todd Lickliter

NABC National Coach of the Year: Todd Lickliter

NABC All-America: A. J. Graves (H.M.)

A.P. All-America: A. J. Graves (H.M.)

Varsity Award Winners: Julian Betko, Pete Campbell, Brandon Crone, Elliot Engelman, A. J. Graves, Mike Green, Brian Ligon, Marcus Nellems, Nick Rodgers, Ben Slaton, Drew Streicher, Willie Veasley, Chris Neumann (Mgr.), Tim Buchmeier (Mgr.), Erick Brown (Mgr.), David Moore-Beitler (Mgr.).

#--NIT Season Tip-Off, Conseco Fieldhouse, Indianapolis, Ind.

##--NIT Season Tip-Off, Madison Square Garden, New York, N.Y.

&--Wooden Tradition, Conseco Fieldhouse.


%--BracketBuster.

*--Horizon League game.

**--Horizon League Tournament, Nutter Center, Dayton, Ohio.

+--NCAA Midwest Regional, HSBC Arena, Buffalo, N.Y.

++--NCAAMidwest Regional, Edward Jones Dome, St. Louis, Mo.



Brad Stevens

2007-13

2007-08

Record: 30-4

Coach: Brad Stevens

Captains: A. J. Graves, Mike Green, Julian Betko, Drew Streicher, Pete Campbell

W at Ball State	61-45
W INDIANA STATE	76-48
W At Evansville	60-47
W Michigan#	79-65
W Virginia Tech#	(OT) 84-78
W Texas Tech#	81-71
W OHIO STATE	65-46
W At Detroit*	53-46
L At Wright State*	42-43
W Florida State&	79-68
W BRADLEY	83-64
W At Florida Gulf Coast	78-65
W At Southern Illinois	57-55
W VALPARAISO*	74-65
W At Loyola*	66-55
W GREEN BAY*	74-65
W MILWAUKEE*	72-56
L At Cleveland State*	52-56
W At Youngstown State*	78-69
W LOYOLA*	63-50
W UIC*	73-57
W At Valparaiso*	71-68
W At Green Bay*	62-57
W At Milwaukee*	(OT) 83-75
W YOUNGSTOWN STATE*	89-73
W CLEVELAND STATE*	51-46
W At UIC*	51-46
L #16/18 DRAKE%	64-71
W WRIGHT STATE*	66-61
W DETROIT*	65-31
W UIC**	66-50
W CLEVELAND STATE**	70-55
W South Alabama+	81-61
L #5/6 Tennessee+	(OT) 71-76

MVP: Mike Green, A. J. Graves

Great Alaska Shootout MVP: Mike Green

Great Alaska Shootout All-Tournament:

Mike Green, Pete Campbell, A. J. Graves

All-Horizon League: Mike Green (1st Team, All-Defensive), A. J. Graves (1st Team), Matt Howard (2nd Team, All-Newcomer), Drew Streicher (All-Defensive)

HL All-Tournament: Mike Green (MVP), Drew Streicher, Matt Howard

HL Player of the Year: Mike Green

HL Newcomer of the Year: Matt Howard

A. P. All-America: Mike Green (H.M.)

Varsity Award Winners: Alex Anglin, Julian Betko, Pete Campbell, Elliot Engelman, A. J. Graves, Mike Green, Zach Hahn, Matt Howard, Avery Jukes, Grant Leiendecker, Nick Rodgers, Ben Slaton, Drew Streicher, Shawn Vanzant, Willie Veasley, Chris Neumann (Mgr.), Erick Brown (Mgr.), Ryan McLaughlin (Mgr.).

#--Great Alaska Shootout, Anchorage, Alaska.

&--Wooden Tradition, Conseco Fieldhouse.

%--BracketBuster.

*--Horizon League game.

**--Horizon League Tournament, Hinkle Fieldhouse, Indianapolis, Ind.

+--NCAA Midwest Regional, BJCC, Birmingham, Ala.

2008-09

Record: 26-6

Coach: Brad Stevens

W at Drake	58-48
W BALL STATE	64-55
W IU-SOUTH BEND	87-33
W NORTHWESTERN	57-53
W EVANSVILLE	75-59
W at Cleveland State*	50-48

W at Youngstown State*	79-71
W at Bradley	87-75
L at #21 Ohio State	51-54
W FLORIDA GULF COAST	73-53
W at #14 Xavier	74-65
W UAB	72-68
W at Valparaiso*	75-62
W WRIGHT STATE*	64-48
W DETROIT*	54-50
W at Loyola*	78-55
W at UIC*	59-52
W GREEN BAY*	68-59
W MILWAUKEE*	78-48
W VALPARAISO*	59-51
L at Green Bay*	66-75
W at Detroit*	66-61
W at Wright State*	69-51
W UIC*	80-61
L LOYOLA*	67-71
L at Milwaukee*	60-63
W at Davidson%	75-63
W YOUNGSTOWN STATE*	78-57
W CLEVELAND STATE*	58-56
W WRIGHT STATE**	62-57
L CLEVELAND STATE**	54-57
L vs. #20 LSU+	71-75

All-Horizon League: Matt Howard (1st Team, All-Defensive), Gordon Hayward (1st Team, All-Newcomer), Shelvin Mack (All-Newcomer).

HL All-Tournament: Matt Howard, Shelvin Mack

HL Player of the Year: Matt Howard

HL Newcomer of the Year: Gordon Hayward

HL Coach of the Year: Brad Stevens

A. P. All-America: Matt Howard (H.M.)

Varsity Award Winners: Alex Anglin, Garrett Butcher, Zach Hahn, Gordon Hayward, Matt Howard, Avery Jukes, Grant Leiendecker, Shelvin Mack, Ronald Nored, Nick Rodgers, Shawn Vanzant, Willie Veasley, Erick Brown (Mgr.), Ryan McLaughlin (Mgr.).

*--Horizon League game.

%--BracketBuster.

**--Horizon League Tournament, Hinkle Fieldhouse, Indianapolis, Ind.

+--NCAA Tournament, Greensboro Coliseum, Greensboro, N.C.

2009-10

Record: 33-5

NATIONAL FINALIST

Coach: Brad Stevens

W DAVIDSON	73-62
W at Northwestern	67-54
W at Evansville	64-60
L vs. #22/16 Minnesota%	73-82
W vs. UCLA%	69-67
L vs. #19 Clemson%	69-70
W at Ball State	59-38
W VALPARAISO*	84-68
L vs. #15/13 Georgetown+	65-72
W #13/15 OHIO STATE	74-66
W XAVIER	69-68
L at UAB	57-67
W GREEN BAY*	72-49
W MILWAUKEE*	80-67
W at Wright State*	77-65
W at Detroit*	(OT) 64-62
W CLEVELAND STATE*	64-55
W YOUNGSTOWN STATE*	91-61
W at Loyola*	48-47
W at UIC*	84-55
W at Green Bay*	75-57
W at Milwaukee*	73-66
W DETROIT*	63-58
W WRIGHT STATE*	74-62
W LOYOLA*	62-47
W at Youngstown State*	68-57



All-Time Results

W at Cleveland State* 70-59
 W UIC* 73-55
 W SIENA# 70-53
 W at Valparaiso* 74-69
 W MILWAUKEE** 68-59
 W WRIGHT STATE** 70-45
 W vs. #25 UTEP& 77-59
 W vs. Murray State& 54-52
 W vs. #4 Syracuse&& 63-59
 W vs. #7 Kansas State&& 63-56
 W vs. #13 Michigan State (FF) 52-50
 L vs. #3 Duke (FF) 59-61

All-Horizon League: Matt Howard (1st Team), Gordon Hayward (1st Team), Shelvin Mack (1st Team), Ronald Nored (All-Defensive), Willie Veasley (All-Defensive).

HL All-Tournament: Matt Howard (MVP), Shelvin Mack, Gordon Hayward, Ronald Nored

HL Player of the Year: Gordon Hayward

HL Co-Defensive Player of the Year: Ronald Nored

HL Coach of the Year: Brad Stevens

West Regional All-Tournament: Gordon Hayward, Shelvin Mack

Final Four All-Tournament: Gordon Hayward, Shelvin Mack

Varsity Award Winners: Alex Anglin, Garrett Butcher, Zach Hahn, Gordon Hayward, Matt Howard, Avery Jukes, Emerson Kampen, Grant Leiendecker, Shelvin Mack, Ronald Nored, Nick Rodgers, Andrew Smith, Chase Stigall, Shawn Vanzant, Willie Veasley, Erick Brown (Mgr.), Ryan McLaughlin (Mgr.), Scott Schmelzer (Mgr.), Eli Boyer (Mgr.).

*--Horizon League game.

%--76 Classic, Anaheim, Calif.

+--Jimmy V. Classic, Madison Square Garden, New York, N.Y.

#--BracketBusters.

**--Horizon League Tournament, Hinkle Fieldhouse, Indianapolis, Ind.

&--NCAA Tournament, San Jose, Calif.

&&--NCAA West Regional, Salt Lake City, Utah

(FF)--NCAA Final Four, Lucas Oil Stadium, Indianapolis, Ind.

**2010-11
Record: 28-10**

NATIONAL FINALIST

Coach: Brad Stevens

W MARIAN 83-54
 L at Louisville 73-88
 W BALL STATE 88-55
 W at Siena 70-57
 L EVANSVILLE (OT) 68-71
 W at Loyola* 65-63
 L vs. #1 Duke+ 70-82
 L at Xavier 49-51
 W MISSISSIPPI VALLEY ST. 91-71
 W STANFORD 83-50
 W vs. Utah# 74-62
 W vs. Florida State# 67-64
 W vs. Washington State# 84-68
 W VALPARAISO* 76-59
 L at Milwaukee* 52-76
 W CLEVELAND STATE* 79-56
 W YOUNGSTOWN STATE* 84-79
 W at Detroit* 87-64
 L at Wright State* 64-69
 W GREEN BAY* 81-75
 L MILWAUKEE* (OT) 80-86
 L at Valparaiso* (OT) 79-85
 L at Youngstown State* 60-62
 W at Cleveland State* 73-61
 W UIC* 72-65
 W WRIGHT STATE* 71-63
 W DETROIT* 66-51

W at Green Bay* 64-62
 W at UIC* 79-52
 W LOYOLA* 63-56
 W vs. Cleveland State** 76-68
 W at Milwaukee** 59-44
 W vs. Old Dominion% 60-58
 W vs. #4 Pittsburgh% 71-70
 W vs. #16 Wisconsin%% 61-54
 W vs. #15 Florida%% (OT) 74-71
 W vs. VCU (FF) 70-62
 L vs. #9 Connecticut (FF) 41-53

All-Horizon League: Matt Howard (1st Team, All-Defensive), Shelvin Mack (2nd Team), Ronald Nored (All-Defensive)

HL All-Tournament: Matt Howard (MVP), Shelvin Mack, Shawn Vanzant

Southeast Regional All-Tournament: Matt Howard, Shelvin Mack

Final Four All-Tournament: Matt Howard, Shelvin Mack

Varsity Award Winners: Alex Anglin, Garrett Butcher, Erik Fromm, Zach Hahn, Chrishawn Hopkins, Matt Howard, Emerson Kampen, Grant Leiendecker, Shelvin Mack, Kyle Marshall, Ronald Nored, Andrew Smith, Chase Stigall, Shawn Vanzant, Ryan McLaughlin (Mgr.), Eli Boyer (Mgr.), Mason Dettmer (Mgr.), Scott Schmelzer (Mgr.), Michael Burke (Mgr.).

*--Horizon League game.

+--IZOD Center, East Rutherford, N.J.

#--Diamond Head Classic, Honolulu, Hawaii.

**--Horizon League Tournament, U.S. Cellular Arena, Milwaukee, Wis.

%%--NCAA Tournament, Washington D.C.

%--NCAA Southeast Regional, New Orleans, La.

(FF)--NCAA Final Four, Reliant Stadium, Houston, Texas

**2011-12
Record: 22-15**

Coach: Brad Stevens

L at Evansville (OT) 77-80
 W CHATTANOOGA 57-46
 L #7 LOUISVILLE 53-69
 W SAVANNAH STATE 57-42
 W GARDNER-WEBB 68-66
 L at Indiana 59-75
 W OAKLAND CITY 98-53
 L VALPARAISO* (OT) 71-78
 L #8 XAVIER 61-73
 L at Ball State 55-58
 W vs. Purdue# 67-65
 L at Gonzaga 55-71
 W at Stanford 71-66
 W GREEN BAY* 53-49
 W MILWAUKEE* 54-50
 W at Wright State* 63-62
 L at Detroit* 65-76
 L CLEVELAND STATE* 69-76
 W YOUNGSTOWN STATE* 71-55
 W at UIC* 57-49
 W at Loyola* 63-57
 L at Milwaukee* 42-53
 L at Green Bay* 68-80
 W WRIGHT STATE* 64-53
 L DETROIT* 61-65
 W at Youngstown State* 68-59
 W at Cleveland State* 52-49
 W LOYOLA* 63-57
 W INDIANA STATE% 75-54
 W UIC* 69-44
 L at Valparaiso* 59-71
 W WRIGHT STATE** 70-52
 W vs. Milwaukee*** 71-49
 L at Valparaiso*** 46-65
 W DELAWARE\$ 75-58
 W at Penn\$ 63-53
 L PITTSBURGH\$ (OT) 62-68

All-Horizon League: Ronald Nored (2nd Team, All-Defensive), Roosevelt Jones (All-Newcomer).

HL Defensive Player of the Year: Ronald Nored.

Varsity Award Winners: Jackson Aldridge, Alex Barlow, Garrett Butcher, Erik Fromm, Chrishawn Hopkins, Roosevelt Jones, Elliott Kampen, Emerson Kampen, Kyle Marshall, Ronald Nored, Andy Smeathers, Andrew Smith, Chase Stigall, Kameron Woods, Michael Burke (Mgr.), Jared Todd (Mgr.), Mason Dettmer (Mgr.).

#--Close The Gap Crossroads Classic, Bankers Life Fieldhouse.

%--Sears BracketBusters X.

*--Horizon League game.

**--Horizon League Tournament.

***--Horizon League Tournament, Valparaiso, Ind.

\$--College Basketball Invitational.

Atlantic 10 Conference - 2012-13

**2012-13
Record: 27-9**

Coach: Brad Stevens

W ELON 74-59
 L at Xavier 47-62
 W Marquette% 72-71
 W #9 North Carolina% 82-71
 L Illinois% 61-78
 W HANOVER 97-73
 W BALL STATE 67-53
 W IUPUI 87-55
 W at Northwestern 74-65
 W #1 Indiana# (OT) 88-86
 W EVANSVILLE 75-67
 W at Vanderbilt 68-49
 W PENN 70-57
 W NEW ORLEANS 57-44
 W at Saint Joseph's* 72-66
 W at Dayton* 79-73
 W RICHMOND* 62-47
 W #8 GONZAGA* 64-63
 L at La Salle* 53-54
 W TEMPLE* 83-71
 L at Saint Louis* 58-75
 W RHODE ISLAND* 75-68
 W ST. BONAVENTURE* 77-58
 W at George Washington* 59-56
 L CHARLOTTE* 67-71
 W at Fordham* 68-63
 W DUQUESNE* 68-49
 L SAINT LOUIS* 61-65
 L at #25 VCU* 52-84
 W at Massachusetts* 73-62
 W XAVIER* 67-62
 W Dayton** 73-67
 W La Salle** 69-58
 L Saint Louis** 56-67
 W Bucknell+ 68-56
 L #15 Marquette+ 72-74

Atlantic 10 All-Conference: Rotnei Clarke (1st Team), Roosevelt Jones (All-Defensive), Kellen Dunham (All-Rookie), Andrew Smith (All-Academic).

Varsity Award Winners: Jackson Aldridge, Alex Barlow, Rotnei Clarke, Kellen Dunham, Erik Fromm, Roosevelt Jones, Elliott Kampen, Emerson Kampen, Kyle Marshall, Devontae Morgan, Andy Smeathers, Andrew Smith, Chase Stigall, Kameron Woods, Michael Burke (Mgr.), Jared Todd (Mgr.), Clayton Murphy (Mgr.), Christian Murphy (Mgr.).

%--Maui Invitational, Lahaina, Maui

#--Close The Gap Crossroads Classic, Bankers Life Fieldhouse.

+--ESPN College GameDay.

*--Atlantic 10 Conference game.

**--Atlantic 10 Conference Tournament, Barclays Center, Brooklyn, N.Y.

+--NCAA East Regional, Rupp Arena, Lexington, Ky.

BIG EAST Conference - 2013-present



Brandon Miller

2013-14

2013-14

Record: 14-17

Coach: Brandon Miller

W LAMAR 89-58
 W PRINCETON 70-77
 W VANDERBILT (OT) 85-77
 W at Ball State 59-58
 W Washington State% 76-69
 L #5 Oklahoma State% 67-69
 L vs. LSU% (OT) 68-70
 W NORTH DAKOTA 79-64
 W MANCHESTER 100-41
 W Purdue# 76-70
 W at Evansville 68-59
 W NJIT 66-48
 L #11 VILLANOVA* (OT) 73-76
 L at Xavier* 68-79
 L DePAUL* (2OT) 94-99
 L GEORGETOWN* (OT) 67-70
 L at #20 Creighton* 60-88
 W MARQUETTE* (OT) 69-57
 L at Providence* 56-65
 L ST. JOHN'S* 52-69
 W at Seton Hall* 64-57
 L at Marquette* 62-69
 L at Georgetown* 63-71
 L XAVIER* 50-64
 L CREIGHTON* 63-68
 L at St. John's* 52-77
 L PROVIDENCE* 81-87
 L at Villanova* 48-67
 W at DePaul* 79-46
 W SETON HALL* 71-54
 L Seton Hall** 50-51

All-BIG EAST: Kellen Dunham (2nd Team), Andrew Chrabascz (All-Rookie)

Varsity Award Winners: Jackson Aldridge, Alex Barlow, Steven Bennett, Nolan Berry, Elijah Brown, Andrew Chrabascz, Kellen Dunham, Erik Fromm, Elliott Kampen, Kyle Marshall, Michael Volovic, Kameron Woods, Jared Todd (Mgr.), Clayton Young (Mgr.), Matt Richter (Mgr.), Brad Parish (Mgr.), Christian Murphy (Mgr.), Matt Qualters (Mgr.), Jacob Spielburg (Mgr.), Patrick Baker (Mgr.).

%Old Spice Classic, Orlando, Fla.

#Close The Gap Crossroads Classic, Bankers Life Fieldhouse.

*BIG EAST game.

All-Time Results



Chris Holtmann
2014-present

2014-15
Record: 23-11

Coach: Chris Holtmann

W MAINE	99-57
W CHATTANOOGA	70-48
W LOYOLA (MD.)	80-39
W vs. #5/6 North Carolina%	74-66
L vs. #rv/21 Oklahoma%	46-59
W vs. Georgetown%	64-58
W at Indiana State	77-54
W NORTHWESTERN	65-56
W KENNESAW STATE	93-51
L at Tennessee	55-67
L vs. Indiana#	73-82
W UT-MARTIN	64-37
W BELMONT	67-56
L at #6/5 Villanova*	55-67
W at #15/17 St. John's*	73-69
L PROVIDENCE*	62-66
W XAVIER*	88-76
W at #21/21 Seton Hall*	79-75 (OT)
L at Georgetown*	59-61
W CREIGHTON*	64-61
W #24 SETON HALL*	77-57
W at Marquette*	72-68 (OT)
W ST. JOHN'S*	85-62
W DePAUL*	83-73
L #6/6 VILLANOVA*	65-68
W at Creighton*	58-56
L at Xavier*	56-73
W MARQUETTE*	73-52
W at DePaul*	67-53
L GEORGETOWN*	54-60
W at #24/23 Providence*	68-64
L vs. Xavier**	61-67 (OT)
W vs. Texas+	56-48
L vs. #8 Notre Dame+	64-67 (OT)

All-BIG EAST: Kellen Dunham (1st Team), Roosevelt Jones (2nd Team), Alex Barlow (Sportsmanship Award and Scholar-Athlete of the Year)

Varsity Award Winners: Jackson Aldridge, Alex Barlow, Steven Bennett, Andrew Chrabascz, Jackson Davis, Kellen Dunham, Austin Etherington, Roosevelt Jones, Kelan Martin, Trey Pettus, Tyler Wideman, Kameron Woods, Clayton Young (Mgr.), Matt Richter (Mgr.), Brad Parrish (Mgr.), Christian Murphy (Mgr.), Matt Qualters (Mgr.), Jacob Spielburg (Mgr.), Patrick Baker (Mgr.), Evan Underwood (Mgr.), Davis Furman (Mgr.)

%Battle 4 Atlantis, Nassau, Bahamas
#Crossroads Classic, Bankers Life Fieldhouse.

*BIG EAST game.

**BIG EAST Tournament, Madison Square Garden, New York
+NCAA Tournament

2015-16
Record: 22-11

Coach: Chris Holtmann

W CITADEL	144-71
W vs. Missouri State%	93-59
W vs. Temple%	74-69
L vs. Miami (Fla.)%	75-85
W SIUE	89-73
W at #17/17 Cincinnati	78-76
W INDIANA STATE	85-71
W VMI	93-66
W TENNESSEE	94-86
W vs. #9/8 Purdue#	74-68
W SOUTHERN UTAH	88-52
W IUPUI	92-54
L #12/13 PROVIDENCE*	73-81
L at #6/6 Xavier*	69-88
W at DePaul*	77-72
L #11/13 VILLANOVA*	55-60
W ST. JOHN'S*	78-58
L at #16/17 Providence*	68-71
L at Creighton*	64-72
W DePAUL*	67-53
L at Marquette*	69-75
W GEORGETOWN*	87-76
W at St. John's*	89-56
W at Seton Hall*	81-75
L #5/4 XAVIER*	57-74
W CREIGHTON*	88-75
L at #1/1 Villanova*	67-77
W at Georgetown*	90-87 (OT)
W SETON HALL*	85-78
W MARQUETTE*	95-74
L vs. Providence**	60-74
W vs. Texas Tech+	71-61
L vs. #4/5 Virginia+	77-69

All-BIG EAST: Roosevelt Jones (2nd), Kelan Martin (2nd), Kellen Dunham (Honorable Mention and Sportsmanship Award and Scholar-Athlete of the Year)

Varsity Award Winners: Steven Bennett, Andrew Chrabascz, Jackson Davis, Kellen Dunham, Austin Etherington, Nate Fowler, Jordan Gathers, Roosevelt Jones, Tyler Lewis, Kelan Martin, Trey Pettus, Tyler Wideman, Clayton Young (Mgr.), Matt Richter (Mgr.), Brad Parrish (Mgr.), Christian Murphy (Mgr.), Matt Qualters (Mgr.), Jacob Spielburg (Mgr.), Patrick Baker (Mgr.), Evan Underwood (Mgr.), Davis Furman (Mgr.), Adam Owens (Mgr.), Sam Sturtevant (Mgr.)

%Puerto Rico Tip-Off; San Juan
#Crossroads Classic, Bankers Life Fieldhouse.

*BIG EAST game.
**BIG EAST Tournament, Madison Square Garden, New York
+NCAA Tournament



All-Time Series

Opponent.....	BU	Opp.						
Air Force.....	1	0	Hawaii.....	0	1	Pacific.....	1	0
Akron.....	1	0	Holy Cross.....	0	1	Pennsylvania.....	2	0
Alabama.....	1	0	Idaho State.....	2	0	Penn State.....	2	1
Alabama State.....	1	0	Illinois.....	7	30	Pepperdine.....	1	0
American-Puerto Rico.....	1	0	Illinois-Springfield.....	1	0	Pittsburgh.....	8	6
Anderson.....	2	0	Illinois State.....	4	5	Portland.....	4	0
Appalachian State.....	0	1	Illinois Wesleyan.....	2	1	Princeton.....	3	0
Arizona.....	0	3	Indiana.....	14	38	Providence.....	1	6
Arkansas.....	1	0	Indiana State.....	70	56	Purdue.....	19	37
Auburn.....	0	2	Indiana Wesleyan.....	1	0	Quincy.....	1	0
Augustana (SD).....	1	1	Indianapolis.....	27	12	Radford.....	1	0
Austin Peay.....	1	1	IPFW.....	3	0	Rhode Island.....	1	0
Ball State.....	67	38	Iowa.....	6	6	Richmond.....	1	1
Belmont.....	3	1	Iowa State.....	1	0	Rio Grande.....	0	1
Bethune-Cookman.....	1	0	IUPUI.....	5	0	Robert Morris.....	2	0
Birmingham-Southern.....	2	0	IU-South Bend.....	1	0	Rose Hulman.....	9	8
Boston.....	1	0	Jacksonville.....	2	0	St. Bonaventure.....	1	0
Bowling Green.....	2	4	James Madison.....	2	1	St. Francis (N.Y.).....	1	0
Bradley.....	11	11	Kalamazoo.....	1	0	St. Francis (Pa.).....	1	0
Brigham Young.....	1	0	Kansas State.....	1	0	St. John's.....	4	3
Bucknell.....	1	0	Kennesaw State.....	1	0	St. Joseph's (Ind.).....	38	24
Cal State Fullerton.....	1	1	Kent State.....	1	1	St. Peter's.....	0	1
Cal State Northridge.....	1	0	Kentucky.....	0	3	Samford.....	1	0
Cal State Sacramento.....	2	0	Lamar.....	1	0	Saint Louis.....	11	19
Carnegie Tech.....	1	0	La Salle.....	7	3	Saint Joseph's (Pa.).....	1	1
Carthage.....	1	0	Lehigh.....	1	0	Santa Clara.....	1	1
Centenary.....	1	0	Lipscomb.....	2	0	Savannah State.....	1	0
Central Michigan.....	2	0	Long Beach State.....	0	1	Seton Hall.....	6	1
Centre.....	2	0	Long Island.....	1	2	Siena.....	2	0
Charlotte.....	1	3	Louisiana-Lafayette.....	1	0	South Alabama.....	1	0
Chattanooga.....	2	0	LSU.....	0	2	South Dakota State.....	4	0
Chicago.....	9	1	Louisville.....	4	6	South Florida.....	1	0
Chicago State.....	1	1	Loyola (Ill.).....	52	30	Southern California.....	2	2
Cincinnati.....	7	10	Loyola (Md.).....	1	0	Southern Illinois.....	2	1
Citadel.....	1	0	Maine.....	1	0	So. Ill.-Edwardsville.....	2	0
City College of NY.....	1	0	Manchester.....	7	1	Southern Indiana.....	3	0
Clemson.....	0	2	Marian.....	1	1	Southern Methodist.....	1	0
Cleveland State.....	31	8	Marquette.....	16	17	Southern Utah.....	1	2
Colgate.....	1	0	Marshall.....	2	0	Southwest Baptist.....	1	0
Concordia Seminary.....	3	0	Maryland.....	1	0	Stanford.....	2	1
Connecticut.....	0	1	Maryland-Eastern Shore.....	1	0	Syracuse.....	1	1
Cornell.....	0	1	Massachusetts.....	1	0	Temple.....	2	0
Creighton.....	6	7	Mercer.....	2	2	Tennessee.....	3	2
Dartmouth.....	2	0	Miami (Fla.).....	0	1	Tennessee-Martin.....	2	1
Davidson.....	2	0	Miami (Ohio).....	11	1	Texas.....	1	0
Dayton.....	13	10	Michigan.....	13	17	Texas Arlington.....	0	1
Delaware.....	2	0	Michigan State.....	9	14	Texas Christian (TCU).....	2	0
Denver.....	1	0	Millikin.....	1	0	Texas-Pan American.....	1	0
DePaul.....	6	6	Millwaukee.....	33	13	Texas Tech.....	2	0
DePauw.....	87	29	Minnesota.....	0	3	Toledo.....	6	14
Detroit.....	43	29	Mississippi State.....	1	0	Transylvania.....	1	0
Drake.....	5	3	Mississippi Valley State.....	2	0	Tulane.....	4	0
Drexel.....	0	1	Missouri.....	3	3	UAB.....	1	2
Duke.....	0	3	Missouri St./Southwest Missouri.....	3	1	UCLA.....	2	4
Duquesne.....	2	1	Montana State.....	2	1	UIC.....	33	11
Earlham.....	19	14	Mount St. Mary's.....	2	0	Utah.....	1	1
Eastern Illinois.....	2	4	Murray State.....	2	2	Utah State.....	0	2
Eastern Kentucky.....	3	3	Navy.....	1	1	UTEP.....	1	0
Eastern Washington.....	0	1	Nebraska.....	1	2	Valparaiso.....	67	36
Elon.....	2	0	Nevada.....	2	0	Vanderbilt.....	5	0
Evansville.....	57	62	New Mexico.....	1	3	VCU.....	1	1
Florida.....	1	2	New Mexico State.....	1	0	Villanova.....	0	7
Florida A & M.....	0	1	New Orleans.....	1	0	Vincennes.....	1	0
Florida Gulf Coast.....	3	0	NJIT.....	1	0	Virginia.....	0	1
Florida International.....	2	0	North Carolina.....	3	2	Virginia Commonwealth.....	1	0
Florida State.....	3	2	North Carolina-Wilmington.....	0	3	Virginia Tech.....	1	0
Fordham.....	2	0	North Dakota.....	1	0	VMI.....	1	0
Franklin.....	46	18	Northeastern Illinois.....	1	0	Wabash.....	86	33
Fresno State.....	0	1	Northern Colorado.....	1	0	Wake Forest.....	1	0
Gardner-Webb.....	1	0	Northern Illinois.....	6	3	Washington.....	1	0
George Mason.....	0	1	Northern Iowa.....	2	0	Washington (Mo.).....	4	0
George Washington.....	1	0	Northwestern.....	10	16	Washington State.....	2	0
Georgetown (Ky.).....	0	1	Notre Dame.....	31	72	Wayne State.....	3	0
Georgetown.....	3	5	Oakland City.....	2	0	Weber State.....	0	2
Georgia Southern.....	1	0	Occidental.....	1	0	Western Illinois.....	3	1
Georgia State.....	2	0	Ohio.....	8	2	Western Kentucky.....	7	16
Gonzaga.....	2	1	Ohio State.....	10	31	Western Michigan.....	4	1
Grambling.....	1	0	Oklahoma.....	2	3	Western Reserve.....	9	1
Green Bay.....	31	15	Oklahoma State.....	4	1	Western State.....	4	1
Greenville.....	1	0	Oklahoma City.....	7	5	Wisconsin.....	14	17
Grinnell.....	3	1	Old Dominion.....	3	0	Wright State.....	27	16
Hanover.....	13	2	Oral Roberts.....	3	14	Xavier.....	18	37
			Oregon State.....	1	0	Yale.....	4	0
						Youngstown State.....	21	3

ARCHITECTS, ENGINEERS & BUSINESS FRIENDS WORKING FOR THE FUTURE OF BUTLER

Millennium Contractors, LLC

1401 S. Holt Road, Indianapolis, IN 46241 • 317.780.0109 phone
www.mcontractors.com



Full Service Facilities Solutions via
Engineered Energy Solutions and
Mechanical Services

www.johnsonmelloh.com • 317-244-5993



Tony Shepard

Vice President
Sales/Strategic Accounts

Commercial and Residential Flooring,
Floor Care & Cleaning Services,
Interior Contracting and Sports Floors

Indianapolis, Fort Wayne & Lafayette
317.223.9343 mobile
Tony.Shepard@JackLaurieGroup.com

ARCHITECTURE
INTERIOR DESIGN
GRAPHIC DESIGN
LANDSCAPE ARCHITECTURE
URBAN DESIGN
STRATEGIC FACILITY PLANNING

CHRISTNER

Architects and Planners of
Destination Campuses for
Health, Learning, Work and Play

christnerinc.com

FOR OVER 70 YEARS



PROUDLY FEATURING MCI RENAISSANCE COACHES

Cavallo Bus Lines, Inc.

4515 Stout Field South Drive
Indianapolis, IN 46241

317-481-0600
866-440-4287

www.cavallobuslines.com

PIAZZA
SINCE 1970
PRODUCE
& SPECIALTY FOODS

5941 W. 82nd Street • Indianapolis, IN 46278
www.piazzaproduce.com • 1.800.772.7255

Tyson
ONSITE™
THE PLACE FOR MOBILE SPACE
TysonOnsite.com
888.870.7200

Timberland
LUMBER COMPANY

Corporate Office
P.O. Box 193
Brazil, IN 47834
Office: (812) 446-2397
Toll Free: (800)315-7764
Fax: (812) 448-1236

Indianapolis Office
2702 N Tibbs Ave.
Indianapolis, IN 46218
Office: (317) 377-1812
Fax: (317) 377-1813

Truss/Panel Plant
8565 N Emmert Park Drive
Brazil, IN 47834


KST
SECURITY

Video Surveillance
Access Control
Intrusion
Intercom Systems
ID Badging

(888) 217-0636

 KSTsecurity.com

CONTRACTORS BUILDING FOR THE FUTURE OF BUTLER



Pepper >>> **BREAKING GROUND**

Breaking ground for future generations.

Pepper Construction is proud to be a partner in Butler University's mission to create innovative, student-centered learning experiences that are built to engage and inspire future generations.

1850 W. 15th Street, Indianapolis, IN // (317) 681-1000 // www.pepperconstruction.com

Wagler Custom Homes, LLC

Commercial and Residential Framing; Interior and Exterior Trim

LARRY WAGLER
PRESIDENT

Phone: 812-687-7752
Fax: 812-687-7452
WEBSITE: www.waglercustomhomes.com

Safety. Production. Quality

6214 E. 750 N.
Odon, Indiana
47562



TOP QUALITY GLASS

GLAZING CONTRACTORS

"Quality and Service You Can Reflect On"

2260 East 38th Street | Indianapolis, IN 46218

317.568.4198

www.topqualityglass.com



1591 N. HARDING STREET INDIANAPOLIS, IN 46202
PHONE: 317.951.2300 FAX: 317.951.2310



THE OFFICIAL TURF OF VICTORY

1-866-703-4004 • www.shawsportsturf.com

Express Plumbing & Contracting Services 2.0

317-507-8369
ExpressPlumbingIndy@gmail.com

15321 Allisonville Rd
Noblesville, IN 46060

ARSEE ENGINEERS, INC.

CLIENT ORIENTED - BY DESIGN

Structural & Civil • Historic Structures • Building Facades • Testing • www.arsee-engineers.com



SUMMER BALLARD
PRESIDENT

Phone: 317-430-3106 cmgtrucking@gmail.com
Fax: 317-288-3734 www.cmgtrucking.com

MBE/WBE/DBE CERTIFIED



MEZZETTA

- INC -

A Certified WBE / MBE / DBE Company

Construction Management
General Contracting
Facilities Management
Inspection Services

www.mezzettainc.com



NIKE.COM/BASKETBALL

