


2015-2016



**BUTLER BASKETBALL**

# 2014-15 Review





# 2014-15 Review

## 2014-15 BUTLER MEN'S BASKETBALL STATISTICS

(Record: 23-11; Home 13-3, Away 7-4, Neutral 3-4)

PLAYER	G-GS	MIN	Total		3-Point		Rebounds			PF-D	A	TO	B	S	PTS	AVG.		
			FGM-A	PCT.	FGM-A	PCT.	FTM-A	PCT.	O/D								TOT	AVG.
Kellen Dunham	34-33	1153	171-399	.429	77-188	.410	142-167	.850	18/69	87	2.6	47-1	31	51	1	19	561	16.5
Roosevelt Jones	34-34	1207	168-399	.421	0-0	.000	97-160	.606	70/108	178	5.2	84-1	125	89	21	31	433	12.7
Andrew Chrabascz	30-29	861	120-269	.446	23-67	.343	74-120	.617	47/62	109	3.6	80-3	50	40	17	24	337	11.2
Alex Barlow	34-34	1154	98-243	.403	57-153	.373	51-61	.836	16/120	136	4.0	103-3	88	64	2	74	304	8.9
Kameron Woods	34-34	1065	91-180	.506	0-0	.000	83-126	.659	101/236	337	9.9	69-1	39	41	32	40	265	7.8
Kelan Martin	34-0	495	91-221	.412	19-77	.247	42-60	.700	21/49	70	2.1	54-0	15	33	8	5	243	7.1
Tyler Wideman	34-5	371	30-56	.536	0-0	.000	17-41	.415	32/57	89	2.6	62-1	15	22	15	9	77	2.3
Austin Etherington	32-0	391	26-68	.382	10-38	.263	13-14	.929	18/49	67	2.1	67-1	17	22	3	9	75	2.3
Trey Pettus	4-0	15	2-3	.667	1-1	1.000	0-0	.000	0/0	0	0.0	0-0	3	1	0	2	5	1.3
Jackson Aldridge	19-1	96	8-20	.400	2-10	.200	4-9	.444	0/2	2	0.1	8-0	2	2	0	2	22	1.2
Steven Bennett	9-0	25	3-7	.429	3-6	.500	0-0	.000	1/1	2	0.2	4-0	2	1	0	0	9	1.0
Jackson Davis	17-0	67	6-17	.353	0-0	.000	3-9	.333	3/20	23	1.4	12-0	0	3	4	2	15	0.9
Team									81/58	139		2		7				
<b>BUTLER</b>	34	6900	814-1882	.433	192-540	.356	526-767	.686	408/831	1239	36.4	592-11	387	376	103	217	2346	69.0
<b>OPPONENTS</b>	34	6900	740-1785	.415	187-610	.307	406-595	.682	281/768	1049	30.9	654-12	371	431	151	183	2073	61.0

DEADBALL REBOUNDS: BU 140, OPP. 114

BUTLER SCORING BY PERIODS	1st Half	2nd Half	OT	2OT	Total
Butler	1096	1207	43	0	2346
Opponents	967	1062	44	0	2073

## BIG EAST CONFERENCE GAMES

(Record: 12-6; Home 6-3, Away 6-3, Neutral 0-0)

PLAYER	G-GS	MIN	Total		3-Point		Rebounds			PF-D	A	TO	B	S	PTS	AVG.		
			FGM-A	PCT.	FGM-A	PCT.	FTM-A	PCT.	O/D								TOT	AVG.
Kellen Dunham	18-17	623	93-216	.431	40-100	.400	74-87	.851	6/38	44	2.4	23-0	19	23	1	7	300	16.7
Roosevelt Jones	18-18	661	98-233	.421	0-0	.000	58-90	.644	37/52	89	4.9	46-1	58	46	10	16	254	14.1
Andrew Chrabascz	14-13	415	59-133	.444	10-33	.303	42-66	.636	25/27	52	3.7	46-3	23	21	11	11	170	12.1
Alex Barlow	18-18	623	60-137	.438	36-79	.456	25-30	.833	10/68	78	4.3	47-1	55	36	0	34	181	10.1
Kameron Woods	18-18	576	48-94	.511	0-0	.000	54-78	.692	50/132	182	10.1	36-0	14	19	16	18	150	8.3
Kelan Martin	18-0	245	39-102	.382	6-25	.240	19-27	.704	9/23	32	1.8	24-0	10	17	4	2	103	5.7
Austin Etherington	18-0	212	11-34	.324	5-17	.294	7-7	1.000	13/28	41	2.3	40-1	11	13	3	0	34	1.9
Steven Bennett	4-0	7	2-3	.667	2-3	.667	0-0	.000	0/0	0	0.0	1-0	1	0	0	0	6	1.5
Tyler Wideman	18-5	203	12-22	.545	0-0	.000	1-9	.111	21/29	50	2.8	40-1	9	12	5	3	25	1.4
Jackson Davis	11-0	38	4-9	.444	0-0	.000	0-0	.000	1/9	10	0.9	9-0	0	1	2	0	8	0.7
Jackson Aldridge	11-1	45	2-9	.222	1-5	.200	2-5	.400	0/2	2	0.2	4-0	2	0	0	1	7	0.6
Trey Pettus	1-0	2	0-0	.000	0-0	.000	0-0	.000	0/0	0	0.0	0-0	0	0	0	0	0	0.0
Team									45/30	75		2		6				
<b>BUTLER</b>	18	3650	428-992	.431	100-262	.382	282-399	.707	217/438	655	36.4	318-7	202	194	52	92	1238	68.8
<b>OPPONENTS</b>	18	3650	410-953	.430	106-328	.323	235-327	.719	133/391	524	29.1	338-7	215	186	92	97	1161	64.5

DEADBALL REBOUNDS: BU 75, OPP. 62

BUTLER SCORING BY PERIODS	1st Half	2nd Half	OT	2OT	Total
Butler	551	661	26	0	1238
Opponents	516	627	18	0	1161

# 2014-15 Review



## 2014-15 BUTLER GAME-BY-GAME RESULTS

DATE	W/L	OPPONENT	BU	OPP.	ATTD.	BUTLER SCORING LEADER	BUTLER REBOUND LEADER
N. 15	W	MAINE	99	57	7,652	18-Kellen Dunham	6-Kameron Woods, Alex Barlow
N. 18	W	CHATTANOOGA	70	48	5,409	26-Kellen Dunham	16-Kameron Woods
N. 22	W	LOYOLA, MD.	80	38	6,058	23-Kelan Martin	7-Kelan Martin
N. 26	W	#5/6 North Carolina%	74	66	3,136	17-Alex Barlow, Kelan Martin	13-Kameron Woods
N. 27	L	#rv/21 Oklahoma%	46	59	2,107	17-Kellen Dunham	6-Roosevelt Jones
N. 28	W	Georgetown%	64	58	1,542	16-Kellen Dunham	7-Kameron Woods
D. 3	W	At Indiana State	77	54	5,528	14-Kellen Dunham, Roosevelt Jones	12-Kameron Woods
D. 6	W	NORTHWESTERN	65	56	7,920	19-Kellen Dunham	9-Kameron Woods
D. 8	W	KENNESAW STATE	93	51	5,103	19-Roosevelt Jones	7-Roosevelt Jones
D. 14	L	At Tennessee	55	67	14,058	16-Kellen Dunham	16-Kameron Woods
D. 20	L	Indiana#	73	82	14,753	23-Kellen Dunham	12-Kameron Woods
D. 22	W	UT-MARTIN	64	37	5,891	17-Andrew Chrabascz	9-Kameron Woods
D. 28	W	BELMONT	67	56	7,752	20-Roosevelt Jones	9-Tyler Wideman
D. 31	L	At #5/6 Villanova*	55	67	6,500	12-Alex Barlow, Andrew Chrabascz	9-Roosevelt Jones
J. 3	W	At #15/17 St. John's*	73	69	5,602	28-Kellen Dunham	10-Kameron Woods
J. 6	L	PROVIDENCE*	62	66	5,755	18-Kellen Dunham	11-Kameron Woods
J. 10	W	XAVIER*	88	76	9,100	19-Andrew Chrabascz	11-Kameron Woods
J. 13	W	At #21/21 Seton Hall* (OT)	79	75	7,574	23-Roosevelt Jones	15-Kameron Woods
J. 17	L	At Georgetown*	59	61	14,281	28-Roosevelt Jones	6-Woods, Barlow, Chrabascz
J. 21	W	CREIGHTON*	64	61	6,114	18-Roosevelt Jones	10-Roosevelt Jones
J. 25	W	#24/24 SETON HALL* (OT)	77	57	8,823	16-Andrew Chrabascz	8-Kameron Woods
J. 31	W	At Marquette* (OT)	72	68	15,342	30-Andrew Chrabascz	18-Kameron Woods
F. 3	W	ST. JOHN'S*	85	62	7,132	21-Kellen Dunham	12-Kameron Woods
F. 7	W	DePAUL*	83	73	9,100	24-Kellen Dunham	8-Kameron Woods
F. 14	L	VILLANOVA*	65	68	9,231	19-Kellen Dunham, Alex Barlow	12-Kameron Woods
F. 16	W	At Creighton*	58	56	17,971	19-Kellen Dunham	10-Kameron Woods
F. 21	L	At Xavier*	56	73	10,492	14-Roosevelt Jones	9-Kameron Woods
F. 25	W	MARQUETTE*	73	52	7,830	22-Kellen Dunham	8-Tyler Wideman
F. 28	W	At DePaul*	67	53	8,805	24-Kellen Dunham	6-Kameron Woods, Alex Barlow
M. 3	L	GEORGETOWN*	54	60	9,100	15-Kameron Woods	16-Kameron Woods
M. 7	W	At Providence*	68	64	12,400	16-Roosevelt Jones	12-Kameron Woods
M. 12	L	vs. Xavier** (OT)	61	67	13,245	22-Alex Barlow	14-Kameron Woods
M. 19	W	vs. Texas+	56	48	15,818	20-Kellen Dunham	9-Kameron Woods
M. 21	L	vs. Notre Dame+ (OT)	64	67	18,762	23-Roosevelt Jones	15-Kameron Woods

%--Battle 4 Atlantis, Nassau, Bahamas

#--Close The Gap Crossroads Classic, BankersLife Fieldhouse, Indianapolis, Ind..

\*--BIG EAST Conference game. \*\*--BIG EAST Conference Tournament, Madison Square Garden, New York, N.Y.

+--NCAA Tournament, CONSOL Energy Center, Pittsburgh, Pa.

## 2014-15 BULLDOG PERFORMANCE CHECK

	Overall	Home	Away	Neutral
2014-15 Record	23-11	13-3	7-4	3-4
BIG EAST Conference Record	12-6	6-3	6-3	0-0
Overtime Games	2-2	0-0	2-0	0-2
Record when leading at halftime	19-3	13-1	4-2	2-0
Record when trailing at halftime	4-7	0-2	3-2	1-3
Record when tied at halftime	0-1	0-0	0-0	0-1
Record when shooting 50% or better from the field	7-0	6-0	1-0	0-0
Record when shooting less than 50% from the field	16-11	7-3	6-4	3-4
Record when opponent shoots 50% or better from the field	1-1	1-0	0-1	0-0
Record when opponent shoots less than 50% from the field	22-10	12-3	7-3	3-4
Record when scoring more 3-point field goals than opponent	11-6	8-2	2-2	1-2
Record when scoring fewer 3-point field goals than opponent	10-5	5-1	4-2	1-2
Record when hitting more free throws than opponent	20-3	11-1	5-0	3-2
Record when hitting fewer free throws than opponent	3-8	1-2	2-4	0-2
Record when out-rebounding opponent	20-5	13-2	6-2	1-1
Record when being out-rebounded	2-6	0-1	0-2	2-3
Record when committing fewer turnovers than opponent	13-7	9-2	2-2	2-3
Record when committing more turnovers than opponent	6-4	2-1	4-2	0-1
Record in day games (Before 6 p.m.)	13-6	6-0	4-4	3-2
Record in night games (After 6 p.m.)	10-5	7-3	3-0	0-2



# 2014-15 Review

## BUTLER INDIVIDUAL SEASON HIGHS

PTS	30	Andrew Chrabaszcz at Marquette, 1/31/15
FG	12	Roosevelt Jones at Georgetown, 1/17/15
FGA	19	Roosevelt Jones at Georgetown, 1/17/15
FG% (5 made)	1.000	Roosevelt Jones vs. Notre Dame, 3/21/15
3-PT FGs	6	Alex Barlow (5-5) vs. St. John's, 2/3/15
3-PT FGA	14	Kellen Dunham at St. John's, 1/3/15
3-PT FG% (3 made)	1.000	Alex Barlow vs. Xavier, 3/12/15
FT	10	Kellen Dunham (3-3) vs. Loyola, Maryland, 11/22/14
FTA	12	Kellen Dunham (3-3) at Indiana State, 12/3/14
FT% (5 made)	1.000	Kellen Dunham vs. Chattanooga, 11/18/14
REB	18	Kellen Dunham at DePaul, 2/28/15
AST	9	Kellen Dunham vs. Chattanooga, 11/18/14
STL	7	Kellen Dunham (10-10) at DePaul, 2/28/15
BLK	4	Kameron Woods at Marquette, 1/31/15
		Roosevelt Jones vs. Maine, 11/15/14
		Alex Barlow vs. Providence, 1/6/15
		Kameron Woods vs. Creighton, 1/21/15

## OPPONENT INDIVIDUAL SEASON HIGHS

PTS	31	D'Angelo Harrison, St. John's, 1/3/15
FG	10	Darrun Hilliard, Villanova, 2/14/15
FGA	21	D'Angelo Harrison, St. John's, 1/3/15
FG% (5 made)	.875	D'Angelo Harrison, St. John's, 1/3/15
3-PT FGs	8	Rysheed Jordan, St. John's, 2/3/15
3-PT FGA	13	Luke Fischer (7-8), Marquette, 2/25/15
3-PT FG% (3 made)	.800	Darrun Hilliard, Villanova, 2/14/15
FT	9	Darrun Hilliard, Villanova, 2/14/15
FTA	14	Eric Robertson (4-5), Chattanooga, 11/18/14
FT% (5 made)	1.000	D'Angelo Harrison, St. John's, 1/3/15
REB	15	Kris Dunn, Providence, 1/6/15
AST	7	Khadeen Carrington (7-7), Seton Hall, 1/13/15
STL	6	Angel Delgado, Seton Hall, 1/13/15
BLK	5	Dee Davis, Xavier, 1/10/15
		Josh Richardson, Tennessee, 12/14/14
		Kennedy Meeks, North Carolina, 11/26/14
		Daniel Ochefu, Villanova, 12/31/14
		Chris Obekpa, St. John's, 1/3/15
		Pat Connaughton, Notre Dame, 3/21/15

## BUTLER TEAM HIGHS/LOWS

HIGHS		
PTS	99	vs. Maine, 11/15/14
FG	41	vs. Maine, 11/15/14
FGA	72	vs. North Carolina, 11/26/14
FG%	.719	(41-57) vs. Maine, 11/15/14
3-PT FGs	10	vs. Tennessee, 12/14/14
3-PT FGA	29	vs. Tennessee, 12/14/14
3-PT FG% (10 att.)	.583	(7-12) at St. John's, 1/3/15
FT	32	vs. Xavier, 1/10/15
FTA	42	vs. Xavier, 1/10/15
FT% (10 att.)	1.000	(20-20) at Providence, 3/7/15
REB	57	vs. North Carolina, 11/26/14
AST	29	vs. Maine, 11/15/14
STL	17	vs. Kennesaw State, 12/8/14
BLK	7	vs. Creighton, 1/21/15; vs. Seton Hall, 1/25/15
TO	19	vs. North Carolina, 11/26/14
PF	25	vs. Xavier, 1/10/15
LOWS		
PTS	46	vs. Oklahoma, 11/27/14
FG	14	vs. Oklahoma, 11/27/14
FGA	43	at DePaul, 2/28/15
FG%	.237	(14-59) vs. Oklahoma, 11/27/14
3-PT FGs	1	vs. Northwestern, 12/6/14
3-PT FGA	5	vs. Northwestern, 12/6/14
3-PT FG% (10 att.)	.174	(4-23) vs. Oklahoma, 11/27/14
FT	3	at Creighton, 2/16/15
FTA	7	at Creighton, 2/16/15
FT% (10 att.)	.455	(10-22) vs. Georgetown, 3/3/15
REB	28	vs. Georgetown, 11/28/14; vs. Texas, 3/19/15
AST	6	vs. Oklahoma, 11/27/14; vs. Northwestern, 12/6/14; vs. Indiana, 12/20/14; at Georgetown, 1/17/15
STL	3	vs. Tennessee, 12/14/14; at St. John's, 1/3/15; at Seton Hall, 1/13/15; at Marquette, 1/31/15; at Creighton, 2/16/15
BLK	1	vs. Chattanooga, 11/18/14; vs. N. Carolina, 11/26/14; at Indiana State, 12/3/14; at Georgetown, 1/17/15; vs. St. John's, 2/3/15; at Creighton, 2/16/15
TO	5	vs. Texas, 3/19/15
PF	10	vs. Loyola, Maryland, 11/22/14

## OPPONENT TEAM HIGHS/LOWS

HIGHS		
PTS	82	Indiana, 12/20/14
FG	30	Indiana, 12/20/14
FGA	71	Indiana, 12/20/14
FG%	.500	(25-50) at Tennessee, 12/14/14; (20-40) vs. Marquette, 2/25/15
3-PT FGs	12	Villanova, 2/14/15
3-PT FGA	26	Belmont, 12/28/14; Villanova, 2/14/15
3-PT FG% (10 att.)	.471	(8-17) Indiana, 12/20/14
FT	18	North Carolina, 11/26/14; DePaul, 2/7/15
FTA	32	North Carolina, 11/26/14
FT% (10 att.)	.867	(13-15) vs. Georgetown, 3/3/15
REB	48	Indiana, 12/20/14
AST	17	at Villanova, 12/31/14; Creighton, 1/21/15
STL	10	at Tennessee, 12/14/14; at DePaul, 2/28/15
BLK	10	North Carolina, 11/26/14; Providence, 1/6/15; Georgetown, 3/3/15
TO	22	Kennesaw State, 12/8/14
PF	26	Chattanooga, 11/18/14; Northwestern, 12/6/14; Xavier, 1/10/15
LOWS		
PTS	39	Loyola, Maryland, 11/22/14
FG	15	Loyola, Maryland, 11/22/14
FGA	40	vs. Marquette, 2/25/15
FG%	.294	(15-51) Loyola, Maryland, 11/22/14
3-PT FGs	2	vs. Oklahoma, 11/27/14; UT-Martin 12/22/14
3-PT FGA	11	at Georgetown, 1/17/15; vs. Marquette, 2/25/15
3-PT FG% (10 att.)	.118	(2-17) Oklahoma, 11/27/14
FT	3	UT-Martin, 12/22/14
FTA	6	Belmont, 12/28/14
FT% (10 att.)	.455	(5-11) Loyola, Maryland, 11/22/14
REB	18	vs. Marquette, 2/25/15
AST	5	Loyola, Md., 11/22/14; St. John's, 2/3/15
STL	1	Providence, 1/6/15
BLK	0	Northwestern, 12/6/14
TO	7	at Tennessee, 12/14/14
PF	13	at St. John's, 1/3/15
		Ut-Martin, 12/22/14

# 2014-15 Review



## BUTLER

	MIN	FGM-A	PCT	3FG-A	PCT	FTM-A	PCT	Rebounds		PF-D	A	TO	B	S	PTS
								O/D	TOT						
MAINE	200	41-57	.719	8-16	.500	9-16	.563	4/27	31	19-0	29	12	3	8	99
CHATTANOOGA	200	22-53	.415	5-13	.385	21-34	.618	13/25	38	16-0	11	11	1	7	70
LOYOLA, MD.	200	30-56	.536	9-16	.563	11-17	.647	8/27	35	10-0	17	10	6	11	80
North Carolina	200	22-72	.306	9-28	.321	21-29	.724	29/28	57	24-1	11	19	1	8	74
Oklahoma	200	14-59	.237	4-23	.174	14-21	.667	13/19	32	23-0	6	10	2	9	46
Georgetown	200	22-50	.440	4-14	.286	16-21	.762	9/19	28	20-0	8	10	3	5	64
At Indiana State	200	28-52	.538	6-14	.429	15-24	.625	12/27	39	20-0	12	11	1	11	77
NORTHWESTERN	200	24-49	.490	1-5	.200	16-28	.571	9/24	33	12-0	6	9	6	6	65
KENNESAW STATE	200	29-49	.592	7-18	.389	28-39	.718	10/21	31	14-0	18	11	3	17	93
At Tennessee	200	18-54	.333	10-29	.345	9-15	.600	17/21	38	18-0	11	14	2	3	55
Indiana	200	27-69	.391	3-16	.188	16-23	.696	11/29	40	18-0	6	8	4	5	73
UT-MARTIN	200	25-51	.490	6-20	.300	8-12	.667	12/27	39	14-0	8	16	3	7	64
BELMONT	200	25-52	.481	5-16	.313	12-21	.571	15/23	38	14-0	13	15	3	7	67
At Villanova	200	22-62	.355	6-17	.353	5-8	.625	17/23	40	17-0	8	14	2	7	55
At St. John's	200	26-54	.481	7-12	.583	14-20	.700	10/24	34	16-0	8	9	4	3	73
PROVIDENCE	200	21-62	.339	6-19	.316	14-20	.700	15/17	32	20-1	9	8	2	8	62
XAVIER	200	25-52	.481	6-15	.400	32-42	.762	13/24	37	25-0	12	9	2	4	88
At Seton Hall	225	27-64	.422	5-18	.278	20-31	.645	18/27	45	22-2	9	9	4	3	79
At Georgetown	200	22-50	.440	2-7	.286	13-19	.684	6/27	33	17-0	6	8	1	4	59
CREIGHTON	200	22-65	.338	4-20	.200	16-24	.667	17/21	38	18-1	14	9	7	9	64
SETON HALL	200	27-55	.491	7-17	.412	16-31	.516	9/28	37	18-1	20	5	7	5	77
At Marquette	225	26-67	.373	5-15	.333	17-18	.944	19/28	47	15-0	14	13	4	3	72
ST. JOHN'S	200	31-55	.564	4-11	.364	19-25	.760	9/31	40	19-0	13	14	1	5	85
DePAUL	200	27-47	.574	8-14	.571	21-30	.700	7/24	31	21-0	15	13	2	7	83
VILLANOVA	200	21-51	.412	7-17	.412	16-19	.842	12/22	34	13-0	10	9	2	4	65
At Creighton	200	26-53	.491	3-7	.429	3-7	.429	9/20	29	14-0	9	7	1	3	58
At Xavier	200	20-57	.351	5-16	.313	11-16	.688	8/27	35	17-0	9	14	3	6	56
MARQUETTE	200	27-53	.509	6-10	.600	13-20	.650	12/17	29	18-1	16	6	2	6	73
At DePaul	200	21-43	.488	3-9	.333	22-27	.815	9/27	36	13-0	10	18	2	4	67
GEORGETOWN	200	18-51	.353	8-20	.400	10-22	.455	17/22	39	17-0	10	15	2	5	54
At Providence	200	20-51	.392	8-18	.444	20-20	1.000	10/29	39	18-1	10	14	4	6	68
vs. Xavier	225	22-56	.393	7-24	.292	10-19	.526	11/30	41	24-2	10	14	4	8	61
vs. Texas	200	16-48	.333	4-13	.308	20-28	.714	5/23	28	13-0	11	5	4	5	56
vs. Notre Dame	225	21-63	.333	4-13	.308	18-21	.857	13/23	36	15-1	8	7	5	8	64

## OPPONENTS

	MIN	FGM-A	PCT	3FG-A	PCT	FTM-A	PCT	Rebounds		PF-D	A	TO	B	S	PTS
								O/D	TOT						
MAINE	200	21-54	.389	5-21	.238	10-14	.714	5/16	21	20-2	11	18	1	5	57
CHATTANOOGA	200	16-47	.340	6-20	.300	10-16	.625	6/25	31	26-1	9	19	4	2	48
LOYOLA, MD.	200	15-51	.294	4-16	.250	5-11	.455	11/22	33	16-0	5	20	3	6	39
North Carolina	200	22-57	.386	4-16	.250	18-32	.563	14/26	40	24-1	14	19	10	9	66
Oklahoma	200	20-44	.455	2-17	.118	17-22	.773	5/36	41	20-0	8	16	3	5	59
Georgetown	200	22-53	.415	4-13	.308	10-19	.526	15/22	37	20-0	11	14	4	4	58
At Indiana State	200	18-48	.375	6-24	.250	12-22	.545	9/17	26	21-0	9	16	1	4	54
NORTHWESTERN	200	22-54	.407	6-18	.333	6-7	.857	7/24	31	26-0	14	12	0	2	56
KENNESAW STATE	200	19-47	.404	4-17	.235	9-14	.643	8/17	25	24-0	9	22	3	6	51
At Tennessee	200	25-50	.500	3-10	.300	14-21	.667	9/23	32	19-0	8	7	4	10	67
Indiana	200	30-71	.423	8-17	.471	14-19	.737	15/33	48	17-0	11	11	6	6	82
UT-MARTIN	200	16-49	.333	2-13	.154	3-8	.375	7/13	20	13-0	7	15	1	6	37
BELMONT	200	21-52	.404	10-26	.385	4-6	.667	7/14	21	16-0	14	15	2	7	56
At Villanova	200	23-48	.479	5-20	.250	16-26	.615	3/26	29	14-0	17	8	9	7	67
At St. John's	200	25-54	.463	4-14	.286	15-19	.789	6/20	26	15-1	10	7	9	7	69
PROVIDENCE	200	23-47	.489	4-13	.308	16-25	.640	11/25	36	19-0	12	15	10	1	66
XAVIER	200	26-56	.464	5-18	.278	19-25	.760	8/18	26	26-2	15	9	1	3	76
At Seton Hall	225	25-64	.391	8-21	.381	17-23	.739	14/23	37	21-1	8	9	4	5	75
At Georgetown	200	21-53	.396	4-11	.364	15-20	.750	9/26	35	15-0	14	9	5	6	61
CREIGHTON	200	22-49	.449	7-18	.389	10-13	.769	7/29	36	22-0	17	19	1	4	61
SETON HALL	200	22-60	.367	4-24	.167	9-17	.529	11/25	36	25-1	9	7	4	2	57
At Marquette	225	24-63	.381	6-21	.286	14-17	.824	10/23	33	17-0	15	11	5	7	68
ST. JOHN'S	200	22-59	.373	3-18	.167	15-23	.652	11/17	28	17-1	5	13	4	3	62
DePAUL	200	23-55	.418	9-24	.375	18-23	.783	6/19	25	23-1	13	11	2	5	73
VILLANOVA	200	23-50	.460	12-26	.462	10-13	.769	7/18	25	16-0	12	8	1	6	68
At Creighton	200	21-48	.438	7-20	.350	7-10	.700	7/22	29	16-0	15	8	2	4	56
At Xavier	200	27-59	.458	7-16	.500	12-16	.750	8/31	39	17-0	13	11	9	7	73
MARQUETTE	200	20-40	.500	3-11	.273	9-14	.643	4/14	18	19-0	10	11	5	3	52
At DePaul	200	20-49	.408	7-18	.389	6-10	.600	3/16	19	19-0	9	11	5	10	53
GEORGETOWN	200	20-43	.465	7-17	.412	13-15	.867	2/18	20	19-0	13	10	10	9	60
At Providence	200	23-56	.411	4-18	.222	14-18	.778	6/21	27	18-0	8	9	6	8	64
vs. Xavier	225	24-55	.436	5-15	.333	14-23	.609	9/29	38	16-1	10	13	4	6	67
vs. Texas	200	17-50	.340	6-19	.316	8-12	.667	12/29	41	22-0	7	15	5	4	48
vs. Notre Dame	225	22-51	.431	6-20	.300	17-22	.773	9/31	40	16-0	9	13	8	4	67



# 2014-15 Review

## 2014-15 BUTLER GAME-BY-GAME SCORING/REBOUNDING/ASSISTS

OPPONENT	Aldridge	Barlow	Bennett	Chrabascz	Davis	Dunham	Etherington	Jones	Martin	Pettus	Wideman	Woods
MAINE	0-0-0	6-6-6	0-0-1	13-2-2	2-1-0	18-3-2	11-2-2	14-4-9	12-2-2	5-0-0	8-3-1	10-6-4
CHATTANOOGA	DNP	11-1-0	DNP	9-3-2	DNP	26-3-1	3-3-1	8-4-7	0-1-0	DNP	3-2-0	10-16-0
LOYOLA, MD.	DNP	2-4-3	3-1-0	8-4-2	2-4-0	13-1-0	9-1-2	10-1-6	23-7-2	0-0-0	2-4-0	8-6-2
North Carolina	DNP	17-5-3	DNP	7-6-0	DNP	11-4-1	0-2-1	12-8-6	17-6-0	DNP	4-4-0	6-13-0
Oklahoma	DNP	3-3-0	DNP	9-3-2	DNP	17-5-0	6-3-0	4-6-2	3-2-0	DNP	0-2-1	4-4-1
Georgetown	0-0-0	11-2-2	DNP	9-2-3	DNP	16-2-0	0-1-0	7-4-3	10-2-0	DNP	6-3-0	5-7-0
At Indiana State	2-0-0	8-3-4	0-0-0	10-6-0	0-2-0	14-1-0	3-3-0	14-4-4	11-2-0	DNP	5-4-0	10-12-4
NORTHWESTERN	0-0-0	8-6-0	DNP	7-3-0	DNP	19-4-0	2-0-0	12-6-4	2-1-1	DNP	8-3-0	7-9-1
KENNESAW STATE	10-0-0	3-2-2	0-1-0	6-4-2	3-4-0	13-0-2	5-3-0	19-7-7	17-2-0	0-0-3	6-2-1	11-2-1
At Tennessee	DNP	6-0-4	DNP	7-4-2	DNP	16-4-2	0-2-0	6-6-2	13-3-0	DNP	0-1-0	7-16-1
Indiana	1-0-0	4-4-1	DNP	14-5-0	DNP	23-1-1	2-2-0	11-8-2	8-2-0	DNP	0-1-1	10-12-1
UT-MARTIN	2-0-0	8-3-2	0-0-0	17-2-2	0-2-0	15-3-0	0-2-0	9-8-1	10-4-0	DNP	3-1-0	0-9-3
BELMONT	0-0-0	5-2-1	DNP	8-4-4	DNP	15-5-1	0-1-0	20-7-3	4-2-0	DNP	7-9-2	8-5-2
At Villanova	5-0-0	12-4-1	DNP	12-5-1	0-0-0	10-1-1	5-3-2	8-9-2	2-0-1	DNP	0-4-0	1-6-0
At St. John's	0-0-0	15-6-2	DNP	8-3-2	DNP	28-4-0	0-1-1	14-4-3	0-0-0	DNP	0-2-0	8-10-0
PROVIDENCE	DNP	13-2-2	DNP	2-1-2	DNP	18-0-1	3-3-0	13-8-2	2-0-0	DNP	0-2-1	11-11-1
XAVIER	0-0-0	15-5-2	DNP	19-2-1	0-0-0	10-2-1	2-1-1	16-3-7	5-2-0	DNP	8-9-0	13-11-0
At Seton Hall	1-0-0	6-2-3	DNP	12-5-1	DNP	21-5-1	0-1-0	23-8-1	5-1-3	DNP	2-3-0	9-15-0
At Georgetown	0-0-0	3-6-1	DNP	3-6-0	DNP	13-1-3	2-4-1	28-3-0	8-3-0	DNP	0-3-0	2-6-1
CREIGHTON	DNP	7-8-3	DNP	13-1-1	0-0-0	7-4-1	0-2-1	18-10-6	7-2-1	DNP	0-2-1	12-5-0
SETON HALL	0-0-0	11-6-8	0-0-0	16-0-4	4-2-0	15-3-1	3-1-1	13-7-2	10-1-0	0-0-0	1-4-2	5-8-2
At Marquette	0-0-0	15-4-7	DNP	30-8-1	0-0-0	17-2-2	0-5-0	2-3-4	4-4-0	DNP	0-1-0	4-18-0
ST. JOHN'S	0-1-0	15-5-3	0-0-0	14-7-1	2-0-0	21-7-0	2-1-1	13-2-4	7-0-1	DNP	2-0-0	9-12-3
DePAUL	1-1-0	8-4-8	DNP	16-3-1	0-1-0	24-3-1	3-3-1	20-3-2	4-3-1	DNP	0-0-0	7-8-1
VILLANOVA	DNP	19-1-2	DNP	8-4-2	DNP	19-3-1	0-0-1	6-5-3	10-4-0	DNP	0-1-0	3-12-1
At Creighton	DNP	5-7-0	DNP	DNP	2-1-0	19-0-0	0-3-0	18-6-6	2-0-0	DNP	2-0-0	10-10-3
At Xavier	0-0-2	10-5-0	6-0-0	DNP	0-4-0	9-0-3	0-3-0	14-3-0	8-4-0	DNP	2-4-4	7-9-0
MARQUETTE	0-0-0	3-1-6	0-0-1	DNP	0-0-0	22-1-0	7-4-0	10-4-6	9-2-2	DNP	8-8-0	14-7-1
At DePaul	DNP	3-6-3	DNP	DNP	0-2-0	24-1-0	7-5-1	16-5-4	3-1-1	DNP	0-4-0	14-6-1
GEORGETOWN	0-0-0	13-4-2	DNP	8-2-2	DNP	8-3-2	0-0-0	7-3-3	3-0-0	DNP	0-2-1	15-16-0
At Providence	DNP	8-2-2	DNP	9-5-4	DNP	15-4-1	0-1-0	16-3-3	14-5-0	DNP	0-1-0	14-5-0
Xavier	DNP	22-4-1	DNP	16-1-2	0-0-0	17-2-0	0-1-0	4-10-4	0-2-0	DNP	0-0-0	2-14-3
Texas	DNP	7-7-1	DNP	7-5-3	DNP	20-2-2	DNP	6-1-4	7-0-0	DNP	0-0-0	9-9-1
Notre Dame	DNP	3-5-3	DNP	20-3-1	DNP	8-3-0	DNP	23-5-3	3-0-0	DNP	0-0-0	8-15-1

### 2014-15 Butler Starting Lineups

MAINE	Woods	Chrabascz	Jones	Dunham	Barlow
CHATTANOOGA	Woods	Chrabascz	Jones	Dunham	Barlow
LOYOLA, MD.	Woods	Chrabascz	Jones	Dunham	Barlow
North Carolina	Woods	Chrabascz	Jones	Dunham	Barlow
Oklahoma	Woods	Chrabascz	Jones	Dunham	Barlow
Georgetown	Woods	Chrabascz	Jones	Dunham	Barlow
At Indiana State	Woods	Chrabascz	Jones	Dunham	Barlow
NORTHWESTERN	Woods	Chrabascz	Jones	Dunham	Barlow
KENNESAW STATE	Woods	Chrabascz	Jones	Dunham	Barlow
At Tennessee	Woods	Chrabascz	Jones	Dunham	Barlow
Indiana	Woods	Chrabascz	Jones	Dunham	Barlow
UT-MARTIN	Woods	Chrabascz	Jones	Dunham	Barlow
BELMONT	Woods	Chrabascz	Jones	Dunham	Barlow
At Villanova	Woods	Chrabascz	Jones	Dunham	Barlow
At St. John's	Woods	Chrabascz	Jones	Dunham	Barlow
PROVIDENCE	Woods	Chrabascz	Jones	Dunham	Barlow
XAVIER	Woods	Chrabascz	Jones	Dunham	Barlow
At Seton Hall	Woods	Chrabascz	Jones	Dunham	Barlow
At Georgetown	Woods	Chrabascz	Jones	Dunham	Barlow
CREIGHTON	Woods	Chrabascz	Jones	Dunham	Barlow
SETON HALL	Woods	Chrabascz	Jones	Dunham	Barlow
At Marquette	Woods	Chrabascz	Jones	Dunham	Barlow
ST. JOHN'S	Woods	Chrabascz	Jones	Dunham	Barlow
DePAUL	Woods	Chrabascz	Jones	Dunham	Barlow
VILLANOVA	Woods	Chrabascz	Jones	Dunham	Barlow
At Creighton	Woods	Wideman	Jones	Dunham	Barlow
At Xavier	Woods	Wideman	Jones	Dunham	Barlow
MARQUETTE	Woods	Wideman	Jones	Dunham	Barlow
At DePaul	Woods	Wideman	Jones	Dunham	Barlow
GEORGETOWN	Woods	Wideman	Jones	Aldridge	Barlow
At Providence	Woods	Chrabascz	Jones	Dunham	Barlow
vs. Xavier	Woods	Chrabascz	Jones	Dunham	Barlow
vs. Texas	Woods	Chrabascz	Jones	Dunham	Barlow
vs. Notre Dame	Woods	Chrabascz	Jones	Dunham	Barlow

### 2014-15 Bench Scoring

	W/L	Butler	Opp.	+/-
MAINE	W	38	15	+23
CHATTANOOGA	W	6	19	-13
LOYOLA, MD.	W	39	0	+39
North Carolina	W	21	17	+4
Oklahoma	L	9	17	-8
Georgetown	W	16	33	-17
At Indiana State	W	21	10	+11
NORTHWESTERN	W	12	29	-17
KENNESAW STATE	W	41	11	+30
At Tennessee	L	13	15	-2
Indiana	L	11	24	-13
UT-MARTIN	W	15	2	+13
BELMONT	W	11	16	-5
At Villanova	L	12	17	-5
At St. John's	W	0	0	0
PROVIDENCE	L	5	12	-7
XAVIER	W	15	11	+4
At Seton Hall	W	8	27	-19
At Georgetown	L	10	13	-3
CREIGHTON	W	7	32	-25
SETON HALL	W	18	22	-4
At Marquette	W	4	2	+2
ST. JOHN'S	W	13	10	+3
DePAUL	W	8	22	-14
VILLANOVA	L	10	16	-6
At Creighton	W	4	21	-17
At Xavier	L	14	27	-13
MARQUETTE	W	16	18	-2
At DePaul	W	10	12	-2
GEORGETOWN	L	19	20	-1
At Providence	W	14	25	-11
vs. Xavier	L	0	25	-25
vs. Texas	W	7	12	-5
vs. Notre Dame	L	3	4	-1

# 2014-15 Review



**BUTLER 99, MAINE 57**  
November 15, 2014  
Hinkle Fieldhouse - Indianapolis, Ind.

MAINE	FG	3FG	FT	REB	PF	TP	A	TO	BLK	S	MIN
Valjarevic, Zarko, f	3-10	2-5	4-6	1-5-6	1	12	1	0	0	0	32
Gloger, Till, f	4-9	0-0	0-0	2-2-4	3	8	1	5	1	1	31
Mackey, Ehtan, f	3-4	0-0	0-1	1-2-3	5	6	1	2	0	0	14
Calixte, Aaron, g	4-8	1-4	3-3	0-0-0	3	12	2	4	0	2	32
Lawton, Shaun, g	2-9	0-5	0-0	0-3-3	2	4	3	4	0	1	33
Little, Kevin	4-11	1-5	0-0	0-2-2	0	9	3	1	0	1	26
Pirovic, Marko	0-0	0-0	1-2	0-2-2	5	1	0	1	0	0	11
Ward, C. J.	0-2	0-1	2-2	0-0-0	0	2	0	0	0	0	6
Melmed, Garvey	1-1	1-1	0-0	0-0-0	1	3	0	1	0	0	15
Team				1-0-1							
Totals	21-54	5-21	10-14	5-16-21	20	57	11	18	1	5	200
	(.389)	(.238)	(.714)								
BUTLER	FG	3FG	FT	REB	PF	TP	A	TO	BLK	S	MIN
Woods, Kameron, f	5-7	0-0	0-0	0-6-6	1	10	4	1	1	1	29
Chrabaszcz, Andrew, f	5-6	0-0	3-4	0-2-2	2	13	2	1	0	1	25
Jones, Roosevelt, g	7-9	0-0	0-0	0-4-4	2	14	9	3	1	2	29
Barlow, Alex, g	2-2	2-2	0-1	0-6-6	3	6	6	2	0	1	24
Dunham, Kellen, g	6-10	5-7	1-2	0-3-3	3	18	2	3	0	0	29
Etherington, Austin	5-6	0-1	1-1	2-0-2	1	11	2	0	0	1	13
Wideman, Tyler	4-4	0-0	0-1	0-3-3	1	8	1	0	1	1	14
Aldridge, Jackson	0-0	0-0	0-0	0-0-0	0	0	0	0	0	0	7
Davis, Jackson	0-0	0-0	2-4	0-1-1	2	2	0	0	0	0	3
Bennett, Steven	0-1	0-1	0-0	0-0-0	1	0	1	0	0	0	4
Martin, Kelan	5-10	0-4	2-3	1-1-2	3	12	2	1	0	0	20
Pettus, Trey	2-2	1-1	0-0	0-0-0	0	5	0	1	0	1	4
Team				1-1-2							
Totals	41-57	8-16	9-16	4-27-31	19	99	29	12	3	8	200
	(.719)	(.500)	(.563)								
Maine	27	30	57								
Butler	43	56	99								

Deadball Rebounds: Maine 3, Butler 5 Technical Fouls: None  
Officials: Michael Stephens, Jeff Clark, Matthew Potter Attendance: 7,652

**BUTLER 80, LOYOLA MARYLAND 39**  
November 22, 2014  
Hinkle Fieldhouse - Indianapolis, Ind.

LOYOLA, MD.	FG	3FG	FT	REB	PF	TP	A	TO	BLK	S	MIN
Rassman, Franz, f	4-9	0-1	2-4	2-8-10	2	10	0	1	1	0	26
Gregory, Cam, f	2-2	0-0	1-4	2-2-4	3	5	0	4	2	1	25
Laster, Eric, g	9-15	4-6	2-2	2-1-3	3	24	0	2	0	0	26
Brito, Denzel, g	0-4	0-3	0-0	0-2-2	0	0	4	3	0	0	24
Hubbard, Tyler, g	0-3	0-2	0-0	0-0-0	2	0	0	2	0	0	19
Gorski, Nick	0-4	0-1	0-0	0-2-2	1	0	0	1	0	0	15
Walker, Andre	0-7	0-1	0-0	1-1-2	0	0	1	2	0	2	20
Mancini, Stefano	0-2	0-0	0-0	0-0-0	1	0	0	2	0	1	9
Tuohy, Sean, Jr.	0-1	0-0	0-1	0-0-0	1	0	0	1	0	0	3
Bishop, Colton	0-1	0-1	0-0	0-1-1	0	0	0	0	0	0	12
Staubi, Matt	0-0	0-0	0-0	0-0-0	0	0	0	0	0	0	2
Barnard, Chancellor	0-3	0-1	0-0	1-2-3	2	0	0	1	0	0	14
Forney, Josh	0-0	0-0	0-0	0-0-0	1	0	0	1	0	1	5
Team				3-3-6							
Totals	15-51	4-16	5-11	11-22-33	16	39	5	20	3	6	200
	(.294)	(.250)	(.455)								
BUTLER	FG	3FG	FT	REB	PF	TP	A	TO	BLK	S	MIN
Woods, Kameron, f	3-5	0-0	2-3	1-5-6	1	8	2	0	2	1	21
Chrabaszcz, Andrew, f	3-7	0-2	2-2	1-3-4	1	8	2	2	1	0	20
Jones, Roosevelt, g	3-5	0-0	4-5	0-1-1	0	10	6	1	0	4	26
Barlow, Alex, g	1-3	0-2	0-0	0-4-4	1	2	3	2	0	2	32
Dunham, Kellen, g	5-9	3-3	0-0	0-1-1	0	13	0	1	0	0	25
Etherington, Austin	3-4	2-3	1-1	0-1-1	4	9	2	3	0	0	25
Wideman, Tyler	1-3	0-0	0-3	2-2-4	2	2	0	0	2	2	14
Davis, Jackson	1-4	0-0	0-1	0-4-4	0	2	0	0	1	1	8
Bennett, Steven	1-2	1-1	0-0	1-0-1	1	3	0	1	0	0	6
Martin, Kelan	9-13	3-5	2-2	3-4-7	0	23	2	0	0	1	18
Pettus, Trey	0-1	0-0	0-0	0-0-0	0	0	0	0	0	0	5
Team				0-2-2							
Totals	30-56	9-16	11-17	8-27-35	10	80	17	10	6	11	200
	(.536)	(.563)	(.647)								
Loyola, Md.	18	21	39								
Butler	42	38	80								

Deadball Rebounds: Loyola, Md. 3, Butler 3 Technical Fouls: None  
Officials: Ed Corbett, Jim Burr, Lamar Simpson Attendance: 6,058

**BUTLER 70, CHATTANOOGA 48**  
November 18, 2014  
Hinkle Fieldhouse - Indianapolis, Ind.

CHATTANOOGA	FG	3FG	FT	REB	PF	TP	A	TO	BLK	S	MIN
Ester, Chuck, f	1-3	0-1	0-0	1-2-3	1	2	0	0	1	0	18
Tuoyo, Justin, f	2-8	0-1	1-2	0-6-6	4	5	0	3	3	1	37
Pryor, Greg, g	2-5	1-3	0-0	0-0-0	3	5	1	4	0	0	19
McLean, Tre, g	1-5	1-4	0-0	0-2-2	5	3	2	2	0	0	25
Jones, Casey, g	3-9	0-1	8-10	1-3-4	3	14	1	4	0	0	17
Stokes, Lance	0-0	0-0	0-0	0-2-2	2	0	0	1	0	0	7
White, Ronrico	1-6	0-2	1-2	1-1-2	3	3	4	1	0	0	28
Bran, Alex	1-2	0-1	0-0	0-2-2	0	2	0	0	0	0	7
Robertson, Eric	4-5	4-5	0-0	0-0-0	4	12	1	1	0	0	26
Ethridge, Duke	1-4	0-2	0-0	2-3-5	0	2	0	2	0	1	14
Preston, Shaq	0-0	0-0	0-2	0-1-1	1	0	0	1	0	0	2
Team				1-3-4							
Totals	16-47	6-20	10-16	6-25-31	26	48	9	19	4	2	200
	(.340)	(.300)	(.625)								
BUTLER	FG	3FG	FT	REB	PF	TP	A	TO	BLK	S	MIN
Woods, Kameron, f	3-10	0-0	4-7	6-10-16	2	10	0	0	1	2	33
Chrabaszcz, Andrew, f	4-6	1-2	0-1	0-3-3	2	9	2	2	0	1	23
Barlow, Alex, g	3-7	1-4	4-4	0-1-1	4	11	0	3	0	2	39
Jones, Roosevelt, g	3-11	0-0	2-6	1-3-4	2	8	7	2	0	0	37
Dunham, Kellen, g	7-12	2-5	10-12	1-2-3	1	26	1	3	0	0	35
Etherington, Austin	1-2	1-1	0-0	1-2-3	2	3	1	0	0	2	14
Wideman, Tyler	1-2	0-0	1-3	0-2-2	1	3	0	1	0	0	10
Martin, Kelan	0-3	0-1	0-1	1-0-1	2	0	0	0	0	0	9
Team				3-2-5							
Totals	22-53	5-13	21-34	13-25-38	16	70	11	11	1	7	200
	(.415)	(.385)	(.618)								
Chattanooga	22	26	48								
Butler	25	45	70								

Deadball Rebounds: Chattanooga 7, Butler 5 Technical Fouls: None  
Officials: Karl Hess, Earl Walton, Stephen McJunkins Attendance: 5,409

**BUTLER 74, #5/6 NORTH CAROLINA 66**  
November 26, 2014  
Imperial Arena - Paradise Island, Bahamas

NORTH CAROLINA	FG	3FG	FT	REB	PF	TP	A	TO	BLK	S	MIN
Meeks, Kennedy, f	2-4	0-0	3-6	4-6-10	1	7	2	2	5	0	25
Johnson, Brice, f	4-9	0-0	3-4	3-2-5	3	11	1	5	1	1	25
Tokoto, J. P., f	2-7	0-2	3-4	0-5-5	4	7	4	2	1	1	31
Paige, Marcus, g	5-17	3-10	5-9	1-1-2	3	18	3	3	0	2	36
Jackson, Justin, g	2-4	0-1	2-2	1-0-1	1	6	2	1	0	2	21
Britt, Nate	2-4	1-2	0-0	0-2-2	5	5	1	1	0	0	15
Pinson, Theo	1-3	0-0	0-2	1-3-4	2	2	0	2	1	0	14
Berry II, Joel	0-2	0-1	0-0	0-0-0	0	0	0	2	0	2	7
Hubert, Desmond	0-0	0-0	0-0	0-1-1	1	0	0	0	0	0	6
Simmons, Jackson	0-0	0-0	0-0	0-0-0	1	0	0	0	0	0	1
Hicks, Isaiah	4-7	0-0	2-5	2-3-5	3	10	1	0	2	1	17
James, Joel	0-0	0-0	0-0	0-0-0	0	0	0	1	0	0	2
Team				2-3-5							
Totals	22-57	4-16	18-32	14-26-40	24	66	14	19	10	9	200
	(.386)	(.250)	(.563)								
BUTLER	FG	3FG	FT	REB	PF	TP	A	TO	BLK	S	MIN
Jones, Roosevelt, f	3-11	0-0	6-8	6-2-8	4	12	6	2	0	0	31
Woods, Kameron, f	2-6	0-0	2-4	8-5-13	3	6	0	1	1	2	28
Chrabaszcz, Andrew, f	2-9	1-2	2-3	3-3-6	1	7	0	3	0	1	32
Barlow, Alex, g	6-14	4-8	1-2	1-4-5	5	17	3	6	0	3	38
Dunham, Kellen, g	3-17	1-10	4-4	1-3-4	4	11	1	4	0	2	34
Etherington, Austin	0-2	0-2	0-0	0-2-2	3	0	1	0	0	0	12
Wideman, Tyler	1-2	0-0	2-2	2-2-4	2	4	0	1	0	0	8
Martin, Kelan	5-11	3-6	4-6	1-5-6	2	17	0	2	0	0	17
Team				7-2-9							
Totals	22-72	9-28	21-29	29-28-57	24	74	11	19	1	8	200
	(.306)	(.321)	(.724)								
North Carolina	35	31	66								
Butler	32	42	74								

Deadball Rebounds: North Carolina 7, Butler 3 Technical Fouls: None  
Officials: Mike Roberts, Don Daily, Jeb Hartness Attendance: 3,136





# 2014-15 Review

## #rv/21 OKLAHOMA 59, BUTLER 46 November 27, 2014 Imperial Arena - Paradise Island, Bahamas

BUTLER	FG	3FG	FT	REB	PF	TP	A	TO	BLK	S	MIN
Woods, Kameron, f	0-4	0-0	4-5	1-3-4	4	4	1	0	2	1	29
Chrabascz, Andrew, f	3-7	0-3	3-6	2-1-3	2	9	2	0	0	0	24
Barlow, Alex, g	1-7	1-6	0-0	0-3-3	2	3	0	2	0	3	37
Dunham, Kellen, g	5-16	2-6	5-6	1-4-5	4	17	0	1	0	1	34
Jones, Roosevelt, g	2-9	0-0	0-0	4-2-6	3	4	2	2	0	2	33
Etherington, Austin	2-7	1-5	1-2	0-3-3	4	6	0	1	0	2	19
Wideman, Tyler	0-1	0-0	0-1	1-1-2	1	0	1	1	0	0	8
Martin, Kelan	1-8	0-3	1-1	1-1-2	3	3	0	3	0	0	16
Team				3-1-4							
<b>Totals</b>	<b>14-59</b>	<b>4-23</b>	<b>14-21</b>	<b>13-19-32</b>	<b>23</b>	<b>46</b>	<b>6</b>	<b>10</b>	<b>2</b>	<b>9</b>	<b>200</b>
	(.237)	(.174)	(.667)								

OKLAHOMA	FG	3FG	FT	REB	PF	TP	A	TO	BLK	S	MIN
Spangler, Ryan, f	2-2	0-0	0-0	1-9-10	3	4	1	1	0	1	30
Thomas, TaShawn, f	3-6	0-0	4-4	0-6-6	1	10	2	3	1	0	33
Woodard, Jordan, g	2-8	0-2	6-6	0-4-4	2	10	0	2	0	1	31
Cousins, Isaiah, g	5-7	1-2	2-4	2-6-8	2	13	1	4	2	0	34
Hield, Buddy, g	2-10	1-8	0-0	1-6-7	2	5	2	3	0	1	33
Booker, Frank	1-4	0-3	2-3	0-0-0	1	4	1	0	0	0	12
Walker, Dinjil	3-5	0-2	2-3	0-0-0	4	8	1	1	0	2	11
Lattin, Khadeem	0-0	0-0	0-0	0-0-0	2	0	0	1	0	0	2
Bennett, D. J.	2-2	0-0	1-2	0-3-3	3	5	0	0	0	0	14
Team				1-2-3							
<b>Totals</b>	<b>20-44</b>	<b>2-17</b>	<b>17-22</b>	<b>5-36-41</b>	<b>20</b>	<b>59</b>	<b>8</b>	<b>16</b>	<b>3</b>	<b>5</b>	<b>200</b>
	(.455)	(.118)	(.773)								

Butler	24	22	46
Oklahoma	36	23	59

**Deadball Rebounds:** Oklahoma 4, Butler 4 **Technical Fouls:** Woodard, Oklahoma  
**Officials:** Mike Stuart, Tom Eades, Doug Simmons **Attendance:** 2,107

## #23 BUTLER 77, INDIANA STATE 54 December 3, 2014 Hulman Center - Terre Haute, Ind.

BUTLER	FG	3FG	FT	REB	PF	TP	A	TO	BLK	S	MIN
Woods, Kameron, f	3-4	0-0	4-6	4-8-12	2	10	4	0	0	2	27
Chrabascz, Andrew, f	4-10	2-4	0-2	3-3-6	3	10	0	1	0	1	25
Barlow, Alex, g	3-5	0-2	2-2	0-3-3	4	8	4	1	0	3	27
Dunham, Kellen, g	5-7	3-3	1-2	0-1-1	0	14	0	4	0	2	31
Jones, Roosevelt, g	4-10	0-0	6-9	2-2-4	2	14	4	2	0	0	32
Etherington, Austin	1-2	1-2	0-0	0-3-3	3	3	0	0	0	2	13
Aldridge, Jackson	1-2	0-1	0-0	0-0-0	1	2	0	0	0	0	8
Davis, Jackson	0-1	0-0	0-0	0-2-2	0	0	0	0	0	0	2
Bennett, Steven	0-0	0-0	0-0	0-0-0	1	0	0	0	0	0	3
Martin, Kelan	5-8	0-2	1-1	0-2-2	3	11	0	1	0	0	19
Wideman, Tyler	2-3	0-0	1-2	1-3-4	1	5	0	2	1	1	13
Team				2-0-2							
<b>Totals</b>	<b>28-52</b>	<b>6-14</b>	<b>15-24</b>	<b>12-27-39</b>	<b>20</b>	<b>77</b>	<b>12</b>	<b>11</b>	<b>1</b>	<b>11</b>	<b>200</b>
	(.538)	(.429)	(.545)								

INDIANA STATE	FG	3FG	FT	REB	PF	TP	A	TO	BLK	S	MIN
Gant, Justin, f	0-2	0-0	0-0	0-2-2	2	0	0	2	0	1	23
Kitchell, Jake, f	5-9	2-3	2-3	2-2-4	3	14	1	1	1	0	26
Smith, Khristian, g	2-5	0-2	0-0	0-1-1	4	4	2	6	0	0	22
Scott, Brenton, g	3-8	2-7	2-4	0-0-0	2	10	1	2	0	3	29
Brown, Devonte, g	4-9	1-3	7-11	0-4-4	3	16	0	2	0	0	31
Etherington, Alex	2-5	1-4	0-0	0-2-2	3	5	0	1	0	0	20
Bennett, Tre	0-6	0-4	0-1	2-0-2	0	0	4	1	0	0	19
Prusator, Grant	0-1	0-1	0-0	0-1-1	2	0	1	1	0	0	7
Murphy, Brandon	0-0	0-0	0-2	0-1-1	0	0	0	0	0	0	7
Bell, TJ	2-3	0-0	1-1	2-4-6	2	5	0	0	0	0	16
Team				3-0-3							
<b>Totals</b>	<b>18-48</b>	<b>6-24</b>	<b>12-22</b>	<b>9-17-26</b>	<b>21</b>	<b>54</b>	<b>9</b>	<b>16</b>	<b>1</b>	<b>4</b>	<b>200</b>
	(.375)	(.250)	(.545)								

Butler	37	40	77
Indiana State	22	32	54

**Deadball Rebounds:** Indiana State 4, Butler 4 **Technical Fouls:** None  
**Officials:** Paul Szloc, Brent Hampton, Alfred Smith **Attendance:** 5,528

## BUTLER 64, GEORGETOWN 58 November 28, 2014 Imperial Arena - Paradise Island, Bahamas

BUTLER	FG	3FG	FT	REB	PF	TP	A	TO	BLK	S	MIN
Woods, Kameron, f	2-5	0-0	1-2	3-4-7	2	5	0	1	2	2	33
Chrabascz, Andrew, f	4-11	0-2	1-2	0-2-2	3	9	3	1	0	1	28
Barlow, Alex, g	3-6	2-4	3-4	1-1-2	4	11	2	1	0	2	33
Dunham, Kellen, g	5-10	2-6	4-4	0-2-2	0	16	0	1	0	0	33
Jones, Roosevelt, g	3-7	0-0	1-3	1-3-4	4	7	3	4	1	0	32
Etherington, Austin	0-1	0-0	0-0	0-1-1	2	0	0	1	0	0	12
Wideman, Tyler	1-1	0-0	4-4	0-3-3	4	6	0	1	0	0	7
Aldridge, Jackson	0-1	0-0	0-0	0-0-0	0	0	0	0	0	0	7
Martin, Kelan	4-8	0-2	2-2	1-1-2	1	10	0	0	0	0	15
Team				3-2-5							
<b>Totals</b>	<b>22-50</b>	<b>4-14</b>	<b>16-21</b>	<b>9-19-28</b>	<b>20</b>	<b>64</b>	<b>8</b>	<b>10</b>	<b>3</b>	<b>5</b>	<b>200</b>
	(.440)	(.286)	(.762)								

GEORGETOWN	FG	3FG	FT	REB	PF	TP	A	TO	BLK	S	MIN
Peak, L.J., f	0-4	0-1	0-0	0-0-0	1	0	0	2	0	0	14
Hopkins, Mikael, f	1-5	0-0	1-2	3-3-6	4	3	0	3	0	0	19
Smith, Joshua, c	3-7	0-0	1-5	3-6-9	4	7	2	3	1	0	24
Smith-Rivera, D., g	4-11	0-4	4-4	0-2-2	3	12	3	2	0	2	31
Trawick, Jabril, g	1-2	0-1	1-2	1-1-2	2	3	3	1	0	1	23
Campbell, Tre	0-0	0-0	0-0	0-1-1	2	0	1	0	0	0	11
Cameron, Reggie	0-0	0-0	0-0	0-0-0	0	0	0	0	0	0	2
Copeland, Isaac	7-10	2-2	0-0	2-2-4	2	16	0	0	1	1	24
White, Paul	5-8	1-3	2-2	0-3-3	0	13	0	1	2	0	31
Bowen, Aaron	1-6	1-2	1-4	2-2-4	2	4	2	2	0	0	21
Team				4-2-6							
<b>Totals</b>	<b>22-53</b>	<b>4-13</b>	<b>10-19</b>	<b>15-22-37</b>	<b>20</b>	<b>58</b>	<b>11</b>	<b>14</b>	<b>4</b>	<b>4</b>	<b>200</b>
	(.415)	(.308)	(.526)								

Butler	31	33	64
Georgetown	27	31	58

**Deadball Rebounds:** Georgetown 4, Butler 4 **Technical Fouls:** None  
**Officials:** Mike Stuart, Tom Eades, Doug Simmons **Attendance:** 1,542

## #23 BUTLER 65, NORTHWESTERN 56 December 6, 2014 Hinkle Fieldhouse - Indianapolis, Ind.

NORTHWESTERN	FG	3FG	FT	REB	PF	TP	A	TO	BLK	S	MIN
Lumpkin, Sanjay, f	2-4	0-0	0-0	1-3-4	3	4	1	2	0	1	27
Olah, Alex, c	4-8	1-1	2-2	1-3-4	4	11	0	2	0	0	34
Sobolewski, Dave, g	0-0	0-0	3-3	0-1-1	2	3	1	1	0	0	15
Demps, Tre, g	1-8	1-3	1-2	0-2-2	3	4	1	2	0	0	24
Cobb, Jershon, g	2-8	1-6	0-0	0-4-4	4	5	2	1	0	0	28
Vassar, Johnnie	0-0	0-0	0-0	0-0-0	1	0	0	0	0	0	0+
Law, Vic	4-10	2-4	0-0	0-6-6	1	10	3	1	0	1	25
McIntosh, Bryant	6-13	0-3	0-0	1-1-2	2	12	5	3	0	0	28
Taphorn, Nathan	3-3	1-1	0-0	0-1-1	3	7	1	0	0	0	12
Skelly, Gavin	0-0	0-0	0-0	1-1-2	2	0	0	0	0	0	4
Kreisberg, Jeremiah	0-0	0-0	0-0	1-0-1	1	0	0	0	0	0	3
Team				2-2-4							
<b>Totals</b>	<b>22-54</b>	<b>6-18</b>	<b>6-7</b>	<b>7-24-31</b>	<b>26</b>	<b>56</b>	<b>14</b>	<b>12</b>	<b>0</b>	<b>2</b>	<b>200</b>
	(.407)	(.333)	(.857)								

BUTLER	FG	3FG	FT	REB	PF	TP	A	TO	BLK	S	MIN
Woods, Kameron, f	3-6	0-0	1-2	2-7-9	2	7	1	4	1	0	30
Chrabascz, Andrew, f	2-4	0-0	3-5	1-2-3	2	7	0	1	1	1	24
Barlow, Alex, g	3-6	0-2	2-3	0-6-6	2	8	0	1	0	4	37
Jones, Roosevelt, g	5-13	0-0	2-6	4-2-6	3	12	4	2	3	1	38
Dunham, Kellen, g	6-9	1-1	6-6	1-3-4	2	19	0	0	0	0	30
Etherington, Austin	1-2	0-1	0-0	0-0-0	1	2	0	0	0	0	13
Wideman, Tyler	3-5	0-0	2								

# 2014-15 Review



## #15/19 BUTLER 93, KENNESAW STATE 51

December 8, 2014

Hinkle Fieldhouse - Indianapolis, Ind.

KENNESAW STATE	FG	3FG	FT	REB	PF	TP	A	TO	BLK	S	MIN
Pruitt, Nigel, f	2-6	0-3	0-0	1-0-1	2	4	2	1	0	0	16
Coleman, Orlando, f	5-7	1-2	0-0	2-3-5	2	11	0	3	0	1	35
Kouassi, Willy, c	0-2	0-0	0-0	1-1-2	1	0	0	0	2	0	25
Love, Delbert, g	4-9	2-4	1-2	2-6-8	3	11	2	6	0	3	35
Brown, Yonel, g	4-10	1-3	5-7	0-0-0	2	14	2	3	0	2	32
Jones, Jordan	1-2	0-0	0-0	0-0-0	2	2	0	0	0	0	5
Morena, Bernard	2-3	0-0	3-4	1-2-3	4	7	1	1	1	0	21
Masterson, Nick	0-2	0-2	0-0	0-0-0	1	0	0	4	0	0	10
Wozniak, Tanner	0-3	0-3	0-0	1-2-3	1	0	1	1	0	0	8
Bennett, Alijah	0-1	0-0	0-0	0-1-1	2	0	1	1	0	0	6
Diecker, Justin	1-2	0-0	0-1	0-0-0	4	2	0	1	0	0	7
Team				0-2-2				1			
Totals	19-47	4-17	9-14	8-17-25	24	51	9	22	3	6	200
	(.404)	(.235)	(.643)								

BUTLER	FG	3FG	FT	REB	PF	TP	A	TO	BLK	S	MIN
Woods, Kameron, f	4-4	0-0	3-4	1-1-2	2	11	1	2	1	0	18
Chrabascz, Andrew, f	3-4	0-1	0-0	1-3-4	1	6	2	0	0	3	21
Barlow, Alex, g	0-1	0-0	3-3	0-2-2	4	3	2	1	0	5	21
Jones, Roosevelt, g	7-10	0-0	5-6	2-5-7	1	19	7	2	1	1	29
Dunham, Kellen, g	2-5	2-3	7-8	0-0-0	1	13	2	0	0	2	24
Etherington, Austin	1-3	0-2	3-3	0-3-3	3	5	0	1	0	1	14
Wideman, Tyler	2-3	0-0	2-5	1-1-2	0	6	1	0	0	1	17
Aldridge, Jackson	4-7	1-4	1-2	0-0-0	1	10	0	2	0	1	18
Davis, Jackson	1-2	0-0	1-4	1-3-4	0	3	0	1	1	1	10
Bennett, Steven	0-1	0-1	0-0	0-1-1	0	0	0	0	0	0	4
Martin, Kelan	5-9	4-7	3-4	1-1-2	1	17	0	1	0	1	20
Pettus, Trey	0-0	0-0	0-0	0-0-0	0	0	3	0	0	1	4
Team				3-1-4				1			
Totals	29-49	7-18	28-39	10-21-31	14	93	18	11	3	17	200
	(.592)	(.389)	(.718)								

Kennesaw State 27 24 51  
Butler 52 41 93

Deadball Rebounds: Kennesaw State 3, Butler 5 Technical Fouls: None  
Officials: Lamar Simpson, Doug Shows, Michael Nance Attendance: 5,103

## INDIANA 82, #23/25 BUTLER 73

Crossroads Classic - December 20, 2014

Bankers Life Fieldhouse - Indianapolis, Ind.

INDIANA	FG	3FG	FT	REB	PF	TP	A	TO	BLK	S	MIN
Williams, Troy, f	9-17	1-1	3-3	3-8-11	2	22	3	2	2	2	29
Johnson, Robert, f	1-6	1-1	0-0	2-2-4	2	3	0	2	0	2	19
Mosquera-Perea, H. c	3-6	0-0	2-2	2-7-9	2	8	0	3	4	0	30
Blackmon Jr., James, g	2-12	0-2	1-1	2-6-8	0	5	2	0	0	0	25
Ferrell, Yogi, g	5-12	3-5	7-9	0-3-3	2	20	3	2	0	0	28
Zeisloft, Nick	2-5	2-5	1-2	0-3-3	2	7	0	1	0	0	23
Hoetzel, Max	2-3	1-1	0-0	0-1-1	0	5	0	0	0	0	7
Robinson, Stanford	2-4	0-1	0-2	1-2-3	3	4	1	0	0	2	12
Holt, Emmitt	0-1	0-0	0-0	0-0-0	1	0	0	0	0	0	3
Hartman, Collin	4-5	0-1	0-0	2-1-3	3	8	2	1	0	0	24
Team				3-0-3				1			
Totals	30-71	8-17	14-19	15-33-48	17	82	11	11	6	6	200
	(.423)	(.471)	(.737)								

BUTLER	FG	3FG	FT	REB	PF	TP	A	TO	BLK	S	MIN
Woods, Kameron, f	4-7	0-0	2-4	4-8-12	1	10	1	1	0	4	34
Chrabascz, Andrew, f	6-13	1-3	1-2	2-3-5	3	14	0	0	0	0	25
Jones, Roosevelt, g	5-15	0-0	1-4	1-7-8	2	11	2	3	1	0	38
Dunham, Kellen, g	6-13	2-5	9-9	1-0-1	2	23	1	2	0	0	37
Barlow, Alex, g	1-6	0-3	2-2	0-4-4	4	4	1	0	1	1	26
Etherington, Austin	1-3	0-2	0-0	1-1-2	1	2	0	0	0	0	7
Wideman, Tyler	0-1	0-0	0-0	0-1-1	2	0	1	1	0	0	13
Aldridge, Jackson	0-0	0-0	1-2	0-0-0	2	1	0	0	0	0	5
Martin, Kelan	4-11	0-3	0-0	0-2-2	1	8	0	1	2	0	15
Team				2-3-5				1			
Totals	27-69	3-16	16-23	11-29-40	18	73	6	8	4	5	200
	(.391)	(.188)	(.696)								

Indiana 38 44 82  
Butler 38 35 73

Deadball Rebounds: Indiana 2, Butler 5 Technical Fouls: None  
Officials: Pat Driscoll, Tim Clougherty, John Gaffney Attendance:

## TENNESSEE 67, #15/19 BUTLER 55

December 14, 2014

Thompson-Boling Arena - Knoxville, Tenn.

BUTLER	FG	3FG	FT	REB	PF	TP	A	TO	BLK	S	MIN
Woods, Kameron, f	3-6	0-0	1-3	5-11-16	2	7	1	3	1	1	34
Chrabascz, Andrew, f	2-6	1-1	2-2	2-2-4	2	7	2	2	0	0	33
Barlow, Alex, g	2-9	2-9	0-0	0-0-0	4	6	4	3	0	0	36
Jones, Roosevelt, g	2-9	0-0	2-3	3-3-6	3	6	2	4	1	0	36
Dunham, Kellen, g	5-14	4-11	2-2	4-0-4	2	16	2	1	0	1	34
Etherington, Austin	0-0	0-0	0-0	1-1-2	2	0	0	0	0	0	6
Wideman, Tyler	0-1	0-0	0-0	0-1-1	1	0	0	0	0	0	7
Martin, Kelan	4-9	3-8	2-5	0-3-3	2	13	0	1	0	1	14
Team				2-0-2							
Totals	18-54	10-29	9-15	17-21-38	18	55	11	14	2	3	200
	(.333)	(.345)	(.600)								

TENNESSEE	FG	3FG	FT	REB	PF	TP	A	TO	BLK	S	MIN
Moore, Armani, f	2-8	0-0	5-6	1-7-8	4	9	1	2	0	3	32
Carmichael, Willie, f	1-2	0-0	0-1	2-1-3	4	2	1	0	2	0	26
Punter, Kevin, g	7-10	1-3	3-4	0-4-4	2	18	1	1	0	0	32
Richardson, Josh, g	9-13	0-0	2-4	0-3-3	2	20	3	0	0	6	37
Baulkman, Devon, g	1-7	1-3	0-0	2-1-3	2	3	1	0	0	1	18
Hubbs III, Robert	0-1	0-1	1-2	0-1-1	0	1	0	0	0	0	10
Owens, Tariq	1-1	0-0	0-0	0-0-0	0	2	0	0	1	0	4
Mostella, Detrick	1-4	0-2	1-2	0-0-0	2	3	1	2	0	0	14
McGhee, Jabari	1-2	0-0	2-2	0-3-3	2	4	0	0	1	0	11
Reese, Derek	2-2	1-1	0-0	2-3-5	1	5	0	2	0	0	16
Team				2-0-2							
Totals	25-50	3-10	14-21	9-23-32	19	67	8	7	4	10	200
	(.500)	(.300)	(.667)								

Butler 34 21 55  
Tennessee 25 42 67

Deadball Rebounds: Butler 2, Tennessee 2 Technical Fouls: Jones, BU; Carmichael, UT  
Officials: Jim Burr, Tony Greene, Michael Nance Attendance: 14,058

## BUTLER 64, UT-MARTIN 37

December 22, 2014

Hinkle Fieldhouse - Indianapolis, Ind.

UT-MARTIN	FG	3FG	FT	REB	PF	TP	A	TO	BLK	S	MIN
Howard, Twymond, f	3-9	0-1	0-0	1-1-2	2	6	2	2	0	0	37
Joseph, Arkeem, c	5-8	0-0	2-4	4-3-7	4	12	0	3	1	0	32
Anderson, Alex, g	2-9	2-5	0-0	0-2-2	1	6	2	1	0	1	36
Smith, Deville, g	4-15	0-5	0-0	1-3-4	2	8	2	4	0	2	39
Newell, Marshun, g	1-4	0-1	1-4	0-2-2	2	3	1	1	0	3	33
Davis, CJ	0-1	0-1	0-0	0-0-0	0	0	0	0	0	0	1
Lee, Richard	0-1	0-0	0-0	0-0-0	0	0	0	0	0	0	1
Rowe, Chandler	0-0	0-0	0-0	0-0-0	2	0	0	1	0	0	7
Durham, Terrence	0-0	0-0	0-0	0-0-0	0	0	0	0	0	0	3
Martinez, Javier	1-1	0-0	0-0	0-2-2	0	2	0	2	0	0	11
Team				1-0-1				1			
Totals	16-48	2-13	3-8	7-13-20	13	37	7	15	1	6	200
	(.333)	(.154)	(.375)								

BUTLER	FG	3FG	FT	REB	PF	TP	A	TO	BLK	S	MIN
Woods, Kameron, f	0-1	0-0	0-0	4-5-9	1	0	3	3	0	1	31
Chrabascz, Andrew, f	7-8	3-4	0-3	1-1-2	3	17	2	2	0	0	22
Barlow, Alex, g	3-9	2-7	0-0	1-2-3	3	8	2	1	0	3	34
Jones, Roosevelt, g	4-7	0-0	1-1	1-7-8	3	9	1	5	1	2	30
Dunham, Kellen, g	5-9	1-4	4-4	1-2-3	0	15	0	1	0	0	33
Etherington, Austin	0-1	0-1	0-0	0-2-2	0	0	0	1	0	1	10
Wideman, Tyler	1-3	0-0	1-1	0-1-1	1	3	0	0	2	0	14
Aldridge, Jackson	1-1	0-0	0-0	0-0-0	0	2	0	0	0	0	3
Davis, Jackson	0-1	0-0	0-0	1-1-2	1	0	0	1	0	0	3
Bennett, Steven	0-0	0-0	0-0	0-0-0	0	0	0	0	0	0	1
Martin, Kelan	4-11	0-4	2-3	2-2-4	2	10	0	2	0	0	19
Team				1-4-5				1			
Totals	25-51	6-20	8-12	12-27-39	14	64	8	16	3	7	200
	(.490)	(.300)	(.667)								

UT-Martin 23 14 37  
Butler 31 33 64

Deadball Rebounds: UT-Martin 5, Butler 3 Technical Fouls: None  
Officials: Terry Oglesby, Matthew Potter, Rob Riley Attendance: 5,891



# 2014-15 Review

## BUTLER 67, BELMONT 56 December 28, 2014 Hinkle Fieldhouse - Indianapolis, Ind.

BELMONT	FG	3FG	FT	REB	PF	TP	A	TO	BLK	S	MIN
Egekeze, Amanze, f	2-6	2-5	0-0	2-2-4	2	6	0	0	0	0	31
Bradds, Evan, f	5-9	0-0	0-2	0-1-1	3	10	1	5	0	1	27
Barnette, Taylor, g	3-9	2-8	0-0	0-5-5	3	8	1	0	0	0	33
Chamberlain, Reece, g	2-8	0-2	1-1	2-1-3	2	5	5	3	0	0	37
Bradshaw, Craig, g	3-9	2-4	3-3	1-5-6	3	11	5	5	1	3	35
Luke, Austin	0-0	0-0	0-0	0-0-0	0	0	1	0	0	0	1
Smith, Nick	3-5	2-3	0-0	0-0-0	0	8	1	0	0	2	16
Mobley, Holden	0-0	0-0	0-0	0-0-0	0	0	0	1	0	0	3
Chowbay, Caleb	1-1	1-1	0-0	0-0-0	0	3	0	1	0	1	7
Turner, Spencer	1-2	1-2	0-0	0-0-0	1	3	0	0	0	0	5
Hadden, Tyler	1-3	0-1	0-0	0-0-0	2	2	0	0	1	0	5
Laidig, Jeff	0-0	0-0	0-0	0-0-0	0	0	0	0	0	0	0+
Team				2-0-2							
Totals	21-52	10-26	4-6	7-14-21	16	56	14	15	2	7	200
	(.404)	(.385)	(.667)								

BUTLER	FG	3FG	FT	REB	PF	TP	A	TO	BLK	S	MIN
Woods, Kameron, f	4-6	0-0	0-0	2-3-5	2	8	2	1	1	1	31
Chrabascz, Andrew, f	3-8	0-3	2-4	2-2-4	2	8	4	1	0	0	27
Barlow, Alex, g	1-3	1-2	2-2	0-2-2	4	5	1	2	0	3	29
Jones, Roosevelt, g	8-12	0-0	4-9	4-3-7	1	20	3	3	0	1	38
Dunham, Kellen, g	5-11	4-6	1-2	2-3-5	0	15	1	3	0	2	36
Etherington, Austin	0-1	0-1	0-0	0-1-1	0	0	0	1	0	0	9
Wideman, Tyler	2-4	0-0	3-4	3-6-9	2	7	2	2	2	0	13
Aldridge, Jackson	0-0	0-0	0-0	0-0-0	0	0	0	0	0	0	1
Martin, Kelan	2-7	0-4	0-0	1-1-2	3	4	0	2	0	0	16
Team				1-2-3							
Totals	25-52	5-16	12-21	15-23-38	14	67	13	15	3	7	200
	(.481)	(.313)	(.571)								

Belmont	38	18	56
Butler	39	28	67

Deadball Rebounds: Belmont 2, Butler 8 Technical Fouls: None  
Officials: Michael Stephens, Don Daily, Jim Burr Attendance: 7,752

## BUTLER 73, #15/17 ST. JOHN'S 69 January 3, 2015 Carnesecca Arena - Queens, N.Y.

BUTLER	FG	3FG	FT	REB	PF	TP	A	TO	BLK	S	MIN
Woods, Kameron, f	2-6	0-0	4-4	2-8-10	3	8	0	0	1	0	32
Chrabascz, Andrew, f	3-8	0-2	2-4	1-2-3	4	8	2	3	1	1	32
Jones, Roosevelt, g	7-12	0-0	0-2	0-4-4	3	14	3	3	2	0	39
Barlow, Alex, g	6-9	1-2	2-2	2-4-6	1	15	2	1	0	2	38
Dunham, Kellen, g	8-16	6-7	6-8	1-3-4	1	28	0	2	0	0	35
Etherington, Austin	0-1	0-0	0-0	1-0-1	2	0	1	0	0	0	12
Wideman, Tyler	0-0	0-0	0-0	0-2-2	0	0	0	0	0	0	4
Aldridge, Jackson	0-0	0-0	0-0	0-0-0	1	0	0	0	0	0	1
Martin, Kelan	0-2	0-1	0-0	0-0-0	1	0	0	0	0	0	7
Team				3-1-4							
Totals	26-54	7-12	14-20	10-24-34	16	73	8	9	4	3	200
	(.481)	(.583)	(.700)								

ST. JOHN'S	FG	3FG	FT	REB	PF	TP	A	TO	BLK	S	MIN
Pointer, Sir'Dominic, f	4-13	0-3	1-2	0-8-8	2	9	4	0	3	3	40
Obekpa, Chris, c	4-6	0-0	3-4	4-3-7	4	11	0	0	5	0	35
Branch, Jamal, g	1-2	0-0	2-2	0-2-2	2	4	2	3	0	1	34
Greene IV, Phil, g	6-10	2-5	0-0	0-0-0	2	14	2	3	0	0	37
Harrison, D'Angelo, g	10-21	2-5	9-11	1-4-5	5	31	2	1	1	3	40-
Stewart, Myles	0-0	0-0	0-0	0-0-0	0	0	0	0	0	0	0+
Jones, Christian	0-1	0-1	0-0	0-1-1	0	0	0	0	0	0	9
De La Rosa, Joey	0-1	0-0	0-0	0-0-0	0	0	0	0	0	0	5
Team				1-2-3							
Totals	25-54	4-14	15-19	6-20-26	15	69	10	7	9	7	200
	(.463)	(.286)	(.789)								

Butler	26	47	73
St. John's	30	39	69

Deadball Rebounds: Butler 4, St. John's 3 Technical Fouls: None  
Officials: John Gaffney, Joe Lindsay, Earl Walton Attendance: 5,602

## #6/5 VILLANOVA 67, BUTLER 55 December 31, 2014 The Pavilion - Villanova, Pa.

BUTLER	FG	3FG	FT	REB	PF	TP	A	TO	BLK	S	MIN
Woods, Kameron, f	0-2	0-0	1-2	1-5-6	3	1	0	0	0	3	25
Chrabascz, Andrew, f	5-11	0-1	2-2	2-3-5	1	12	1	1	1	1	27
Barlow, Alex, g	4-11	4-9	0-0	1-3-4	0	12	1	3	0	0	29
Dunham, Kellen, g	4-10	0-2	2-2	0-1-1	1	10	1	1	0	2	34
Jones, Roosevelt, g	4-15	0-0	0-1	5-4-9	3	8	2	3	1	1	33
Etherington, Austin	2-3	1-1	0-0	0-3-3	3	5	2	0	0	0	12
Wideman, Tyler	0-1	0-0	0-0	3-1-4	2	0	0	1	0	0	12
Aldridge, Jackson	2-3	1-1	0-0	0-0-0	0	5	0	0	0	0	11
Davis, Jackson	0-0	0-0	0-0	0-0-0	1	0	0	0	0	0	2
Martin, Kelan	1-6	0-3	0-1	0-0-0	3	2	1	2	0	0	15
Team				5-3-8							
Totals	22-62	6-17	5-8	17-23-40	17	55	8	14	2	7	200
	(.355)	(.353)	(.625)								

VILLANOVA	FG	3FG	FT	REB	PF	TP	A	TO	BLK	S	MIN
Pinkston, JayVaughn, f	4-6	0-1	5-9	0-3-3	1	13	3	0	1	2	30
Ochefu, Daniel, f	5-8	0-0	0-0	1-8-9	3	10	0	3	5	1	28
Hilliard, Darun, g	2-5	1-2	3-5	0-3-3	3	8	2	0	2	1	31
Arcidiacono, Ryan, g	4-9	2-5	5-6	0-1-1	2	15	5	1	0	2	32
Ennis, Dylan, g	2-9	0-5	0-1	0-4-4	0	4	2	2	0	0	26
Jenkins, Kris	3-5	2-4	3-5	1-1-2	3	11	2	0	0	1	16
Hart, Josh	2-4	0-2	0-0	1-5-6	2	4	2	1	0	0	26
Booth, Phil	1-2	0-1	0-0	0-0-0	0	2	1	0	0	0	11
Team				0-1-1							
Totals	23-48	5-20	16-26	3-26-29	14	67	17	8	9	7	200
	(.479)	(.250)	(.615)								

Butler	32	23	55
Villanova	36	31	67

Deadball Rebounds: Butler 3, Villanova 6 Technical Fouls: None  
Officials: Pat Driscoll, Lamar Simpson, Tim Clougherty Attendance: 6,500

## PROVIDENCE 66, BUTLER 62 January 6, 2015 Hinkle Fieldhouse - Indianapolis, Ind.

PROVIDENCE	FG	3FG	FT	REB	PF	TP	A	TO	BLK	S	MIN
Bentil, Ben, f	0-1	0-1	0-0	0-0-0	1	0	1	0	0	0	9
Henton, LaDontae, f	6-14	3-7	3-5	0-7-7	1	18	2	2	2	0	38
Desrosiers, Carson, c	3-3	0-0	1-2	0-2-2	0	7	1	0	3	0	15
Lindsey, Jalen, g	2-3	0-1	0-0	1-0-1	0	4	0	2	0	1	16
Dunn, Kris, g	8-15	1-1	8-14	2-5-8	2	25	6	7	2	0	38
Chukwu, Paschal	1-1	0-0	2-2	5-4-9	2	4	0	0	2	0	23
Chambers, Tyree	0-0	0-0	0-0	0-0-0	2	0	0	0	0	0	0+
Bancroft, Ted	0-3	0-2	0-0	2-1-3	3	0	1	1	0	0	20
Cartwright, Kyron	1-1	0-0	0-0	0-0-0	2	2	0	1	0	0	5
Harris, Tyler	2-5	0-1	0-0	0-1-1	2	4	1	2	1	0	15
Lomomba, Junior	0-1	0-0	2-2	1-2-3	4	2	0	0	0	0	21
Team				0-2-2							
Totals	23-47	4-13	16-25	11-25-36	19	66	12	15	10	1	200
	(.489)	(.308)	(.640)								

BUTLER	FG	3FG	FT	REB	PF	TP	A	TO	BLK	S	MIN
Woods, Kameron, f	4-7	0-0	3-4	5-6-11	4	11	1	2	2	0	30
Chrabascz, Andrew, f	0-6	0-3	2-2	1-0-1	5	2	2	1	0	0	25
Barlow, Alex, g	4-7	2-5	3-3	0-2-2	3	13	2	0	0	7	36
Jones, Roosevelt, g	5-18	0-0	3-5	6-2-8	3	13	2	3	0	0	39
Dunham, Kellen, g	6-16	3-8	3-4	0-0-0	1	18	1	0	0	1	35
Etherington, Austin	1-4	1-1	0-0	1-2-3	1	3	0	1	0	0	17
Wideman, Tyler	0-1	0-0	0-2	1-1-2	2	0	1	0	0	0	7
Martin, Kelan	1-3	0-2	0-0	0-0-0	1	2	0	1	0	0	11
Team				1-4-5							
Totals	21-62	6-19	14-20	15-17-32	20	62	9	8	2	8	200
	(.339)	(.316)	(.700)								

Providence	29	37	66
Butler	36	26	62

Deadball Rebounds: Providence 8, Butler 4 Technical Fouls: None  
Officials: Brian O'Connell, Jim Burr, Gary Prager Attendance: 5,755

# 2014-15 Review



## BUTLER 88, XAVIER 76

January 10, 2015  
Hinkle Fieldhouse - Indianapolis, Ind.

XAVIER	FG	3FG	FT	REB	PF	TP	A	TO	BLK	S	MIN
Farr, James, f	2-3	1-1	4-6	1-4-5	2	9	1	1	1	0	20
Bluiett, Trevon, f	4-10	1-5	0-1	2-3-5	5	9	2	0	0	1	34
Stainbrook, Matt, c	8-12	0-0	5-6	2-3-5	4	21	2	1	0	0	30
Abell, Remy, g	3-5	2-4	7-8	1-3-4	1	15	1	2	0	1	36
Davis, Dee, g	5-15	1-5	0-0	1-1-2	4	11	7	4	0	0	37
Austin Jr., Larry	0-0	0-0	0-0	0-0-0	0	0	0	0	0	0	1
Reynolds, Jalen	4-5	0-0	3-4	1-4-5	5	11	0	0	0	1	18
Davis, Myles	0-2	0-1	0-0	0-0-0	2	0	1	1	0	0	13
Macura, J. P.	0-4	0-2	0-0	0-0-0	3	0	1	0	0	0	11
Team			0-0								
Totals	26-56 (.464)	5-18 (.278)	19-25 (.760)	8-18-26	26	76	15	9	1	3	200

BUTLER	FG	3FG	FT	REB	PF	TP	A	TO	BLK	S	MIN
Woods, Kameron, f	3-5	0-0	7-9	4-7-11	4	13	0	1	1	1	25
Chrabascz, Andrew, f	5-9	2-6	7-9	1-1-2	4	19	1	4	0	1	24
Barlow, Alex, g	4-8	3-4	4-4	0-5-5	4	15	2	0	0	0	30
Jones, Roosevelt, g	5-11	0-0	6-9	1-2-3	1	16	7	2	0	2	39
Dunham, Kellen, g	2-8	0-1	6-6	1-1-2	2	10	1	0	0	0	34
Etherington, Austin	1-1	0-0	0-0	1-0-1	2	2	1	0	0	0	8
Wideman, Tyler	4-4	0-0	0-3	3-6-9	4	8	0	1	1	0	16
Aldridge, Jackson	0-0	0-0	0-0	0-0-0	1	0	0	0	0	0	5
Davis, Jackson	0-1	0-0	0-0	0-0-0	1	0	0	0	0	0	5
Martin, Kelan	1-5	1-4	2-2	1-1-2	2	5	0	1	0	0	14
Team				1-1-2							
Totals	25-52 (.481)	6-15 (.400)	32-42 (.762)	13-24-37	25	88	12	9	2	4	200

Xavier	31	45	76
Butler	34	54	88

Deadball Rebounds: Xavier 3, Butler 7 Technical Fouls: None  
Officials: Michael Stephens, Brent Hampton, Clarence Armstrong Attendance: 9,100

## GEORGETOWN 61, BUTLER 59

January 17, 2015  
Verizon Center - Washington, D.C.

BUTLER	FG	3FG	FT	REB	PF	TP	A	TO	BLK	S	MIN
Woods, Kameron, f	0-2	0-0	2-2	0-6-6	2	2	1	0	0	1	34
Chrabascz, Andrew, f	0-4	0-2	3-4	2-4-6	1	3	0	0	1	0	31
Barlow, Alex, g	1-6	1-3	0-0	0-6-6	3	3	1	1	0	1	33
Jones, Roosevelt, g	12-19	0-0	4-6	1-2-3	4	28	0	2	0	2	37
Dunham, Kellen, g	5-9	1-2	2-4	0-1-1	2	13	3	3	0	0	32
Etherington, Austin	0-1	0-0	2-2	2-2-4	3	2	1	1	0	0	8
Wideman, Tyler	0-0	0-0	0-0	0-3-3	2	0	0	0	0	0	8
Aldridge, Jackson	0-0	0-0	0-1	0-0-0	0	0	0	0	0	0	2
Martin, Kelan	4-9	0-0	0-0	0-3-3	0	8	0	1	0	0	16
Team			1-0-1								
Totals	22-50 (.440)	2-7 (.286)	13-19 (.684)	6-27-33	17	59	6	8	1	4	200

GEORGETOWN	FG	3FG	FT	REB	PF	TP	A	TO	BLK	S	MIN
Peak, L.J., f	2-8	0-1	2-2	1-2-3	3	6	0	0	1	0	26
Hopkins, Mikael, f	4-9	0-0	0-0	2-6-8	1	8	1	1	3	1	24
Trawick, Jabril, f	3-5	0-1	4-6	0-3-3	0	10	6	1	0	1	30
Smith, Joshua, c	3-5	0-0	4-6	2-2-4	3	10	1	2	0	0	19
Smith-Rivera, D., g	4-11	2-5	4-4	2-1-3	3	14	3	3	1	3	38
Campbell, Tre	0-1	0-1	0-0	0-0-0	2	0	0	0	0	0	8
Cameron, Reggie	0-1	0-1	0-0	0-0-0	0	0	0	0	0	0	4
Copeland, Isaac	4-7	2-2	0-0	0-6-6	0	10	2	2	0	0	23
White, Paul	0-0	0-0	0-0	0-3-3	2	0	0	0	0	0	5
Bowen, Aaron	1-6	0-0	1-2	1-1-2	1	3	1	0	0	1	23
Team				1-2-3							
Totals	21-53 (.396)	4-11 (.364)	15-20 (.750)	9-26-35	15	61	14	9	5	6	200

Butler	31	28	59
Georgetown	27	34	61

Deadball Rebounds: Butler 1, Georgetown 2 Technical Fouls: None  
Officials: Pat Driscoll, Jeff Clark, Evan Burroughs Attendance: 14,281

## BUTLER 79, #21/21 SETON HALL 75 (OT)

January 13, 2015  
Prudential Center - Newark, N.J.

BUTLER	FG	3FG	FT	REB	PF	TP	A	TO	BLK	S	MIN
Woods, Kameron, f	2-6	0-0	5-8	5-10-15	1	9	0	1	2	1	41
Chrabascz, Andrew, f	4-9	1-1	3-5	2-3-5	5	12	1	0	1	1	27
Jones, Roosevelt, g	9-15	0-0	5-8	5-3-8	3	23	1	2	1	0	42
Barlow, Alex, g	2-10	2-9	0-0	0-2-2	5	6	3	0	0	1	32
Dunham, Kellen, g	7-14	2-6	5-6	0-5-5	1	21	1	2	0	0	41
Etherington, Austin	0-0	0-0	0-0	0-1-1	3	0	0	3	0	0	7
Wideman, Tyler	1-2	0-0	0-0	1-2-3	3	2	0	0	0	0	15
Aldridge, Jackson	0-1	0-0	1-2	0-0-0	1	1	0	0	0	0	9
Martin, Kelan	2-7	0-2	1-2	1-0-1	0	5	3	1	0	0	11
Team				4-1-5							
Totals	27-64 (.422)	5-18 (.278)	20-31 (.645)	18-27-45	22	79	9	9	4	3	225

SETON HALL	FG	3FG	FT	REB	PF	TP	A	TO	BLK	S	MIN
Mobley, Brandon, f	1-15	0-3	4-4	3-4-7	4	6	0	1	3	0	35
Delgado, Angel, f	6-11	0-0	0-1	6-9-15	2	12	0	1	1	0	37
Manga, Stephane, f	0-1	0-1	0-0	0-0-0	2	0	1	4	0	1	8
Gibbs, Sterling, g	9-16	6-9	6-10	1-1-2	5	30	1	0	0	1	40-
Sina, Jaren, g	0-4	0-3	0-1	0-2-2	1	0	4	0	0	1	39
Carrington, Khadeen	6-11	1-3	7-7	2-0-2	3	20	2	0	0	1	36
Karlis, Haralds	1-2	1-2	0-0	0-0-0	1	3	0	2	0	0	11
Rodriguez, Desi	1-3	0-0	0-0	0-5-5	3	2	0	1	0	1	13
Anthony, Rashed	1-1	0-0	0-0	1-1-2	0	2	0	0	0	0	6
Team				1-1-2							
Totals	25-64 (.391)	8-21 (.381)	17-23 (.739)	14-23-37	21	75	8	9	4	5	225

Butler	28	39	12	79
Seton Hall	32	35	8	75

Deadball Rebounds: Butler 7, Seton Hall 4 Technical Fouls: None  
Officials: Mike Roberts, Wally Rutecki, Earl Walton Attendance: 7,574

## BUTLER 64, CREIGHTON 61

January 21, 2015  
Hinkle Fieldhouse - Indianapolis, Ind.

CREIGHTON	FG	3FG	FT	REB	PF	TP	A	TO	BLK	S	MIN
Hegner, Toby, f	1-2	1-2	2-3	1-3-4	3	5	2	3	0	0	13
Artino, Will, c	3-6	0-0	0-0	1-3-4	2	6	0	1	0	0	16
Chatman, Austin, g	2-5	1-1	1-2	0-3-3	2	6	4	4	0	0	35
Dingman, Avery, g	1-4	0-2	0-0	0-1-1	2	2	1	0	0	0	16
Miliken, James, g	2-7	1-4	5-5	0-3-3	2	10	2	2	0	1	34
Brooks, Devin	3-6	1-3	0-0	1-9-10	3	7	6	3	0	0	23
Clement, Tyler	0-0	0-0	0-0	0-0-0	1	0	0	0	0	0	2
Kreklow, Rick	6-14	3-6	1-2	2-2-4	4	16	1	2	0	3	29
Zierden, Isaiah	0-0	0-0	0-0	0-0-0	0	0	1	0	0	0	9
Hanson, Zach	4-5	0-0	1-2	1-3-4	3	9	0	4	1	0	23
Team				1-2-3							
Totals	22-49 (.449)	7-18 (.389)	10-13 (.769)	7-29-36	22	61	17	19	1	4	200

BUTLER	FG	3FG	FT	REB	PF	TP	A	TO	BLK	S	MIN
Woods, Kameron, f	4-6	0-0	4-6	3-2-5	2	12	0	2	4	1	24
Chrabascz, Andrew, f	4-14	2-6	3-5	0-1-1	4	13	1	0	0	2	29
Barlow, Alex, g	2-7	1-4	2-2	3-5-8	4	7	3	1	0	4	36
Jones, Roosevelt, g	8-17	0-0	2-6	5-5-10	5	18	6	3	3	1	39
Dunham, Kellen, g	2-12	1-8	2-2	1-3-4	0	7	1	0	0	0	33
Etherington, Austin	0-3	0-2	0-0	0-2-2	0	0	1	0	0	0	14
Wideman, Tyler	0-0	0-0	0-0	1-1-2	3	0	1	1	0	0	11
Davis, Jackson	0-0	0-0	0-0	0-0-0	0	0	0	0	0	0	0+
Martin, Kelan	2-6	0-0	3-3	1-1-2	0	7	1	2	0	1	14
Team				3-1-4							
Totals	22-65 (.338)	4-20 (.200)	16-24 (.667)	17-21-38	18	64	14	9	7	9	200

Creighton	27	34	61
Butler	35	29	64

Deadball Rebounds: Creighton 2, Butler 5 Technical Fouls: None  
Officials: Michael Stuart, Michael Nance, Paul Szecel Attendance: 6,114



# 2014-15 Review

## BUTLER 77, #24/24 SETON HALL 57

January 25, 2015  
Hinkle Fieldhouse - Indianapolis, Ind.

SETON HALL	FG	3FG	FT	REB	PF	TP	A	TO	BLK	S	MIN
Mobley, Brandon, f	6-12	2-4	1-2	1-2-3	4	15	1	1	0	0	22
Delgado, Angel, f	3-6	0-0	0-0	0-7-7	3	6	3	1	0	1	25
Gibbs, Sterling, g	4-11	2-7	0-0	0-1-1	0	10	1	2	0	1	29
Sanogo, Ismael, g	1-1	0-0	0-0	1-1-2	5	2	0	0	3	0	21
Sina, Jaren, g	1-9	0-7	0-0	1-2-3	1	2	4	0	0	0	35
Carrington, Khadeen	2-6	0-1	3-4	2-2-4	2	7	0	1	1	0	20
Karlis, Haralds	1-4	0-3	1-1	0-1-1	2	3	0	1	0	0	8
Rodriguez, Desi	4-9	0-1	4-10	3-2-5	3	12	0	1	0	0	17
Anthony, Rashed	0-0	0-0	0-0	0-1-1	4	0	0	0	0	0	10
Ajou, Chier	0-0	0-0	0-0	1-3-4	0	0	0	0	0	0	6
Manga, Stephane	0-2	0-1	0-0	0-1-1	1	0	0	0	0	0	7
Team				2-2-4							
Totals	22-60	4-24	9-17	11-25-36	25	57	9	7	4	2	200
	(.367)	(.167)	(.529)								

BUTLER	FG	3FG	FT	REB	PF	TP	A	TO	BLK	S	MIN
Woods, Kameron, f	1-3	0-0	3-7	1-7-8	0	5	2	0	0	1	26
Chrabascz, Andrew, f	6-9	0-1	4-10	0-0-0	3	16	4	1	1	1	26
Barlow, Alex, g	4-7	3-5	0-0	0-6-6	2	11	8	1	0	1	32
Jones, Roosevelt, g	4-9	0-0	4-4	3-4-7	0	12	2	1	2	0	33
Dunham, Kellen, g	5-10	3-6	2-5	0-3-3	2	15	1	1	0	1	32
Etherington, Austin	1-3	1-3	0-0	1-0-1	5	3	1	0	2	0	12
Wideman, Tyler	0-1	0-0	1-2	0-4-4	2	1	2	1	1	1	10
Aldridge, Jackson	0-1	0-0	0-0	0-0-0	0	0	0	0	0	0	2
Davis, Jackson	2-4	0-0	0-0	0-2-2	1	4	0	0	0	0	6
Bennett, Steven	0-1	0-1	0-0	0-0-0	1	0	0	0	0	0	2
Martin, Kelan	4-7	0-1	2-3	0-1-1	2	10	0	0	1	0	17
Pettus, Trey	0-0	0-0	0-0	0-0-0	0	0	0	0	0	0	2
Team				4-1-5							
Totals	27-55	7-17	16-31	9-28-37	18	77	20	5	7	5	200
	(.491)	(.412)	(.516)								

Seton Hall	28	29	57
Butler	32	45	77

**Deadball Rebounds:** Seton Hall 6, Butler 10 **Technical Fouls:** None  
**Officials:** Doug Shows, Thomas Eades, James Breeding **Attendance:** 8,823

## BUTLER 85, ST. JOHN'S 62

February 3, 2015  
Hinkle Fieldhouse - Indianapolis, Ind.

ST. JOHN'S	FG	3FG	FT	REB	PF	TP	A	TO	BLK	S	MIN
Obekpa, Chris, f	0-1	0-0	0-2	1-1-2	1	0	0	1	1	1	9
Pointer, Sir'Dominic, f	7-15	0-2	5-6	4-2-6	4	19	0	0	2	1	35
Greene IV, Phil, g	2-6	2-3	0-0	1-3-4	2	6	0	1	0	0	34
Harrison, D'Angelo, g	2-6	0-2	6-8	1-3-4	5	10	1	3	0	0	28
Jordan, Rysheed	6-21	1-7	4-7	1-3-4	1	17	4	3	1	0	38
Branch, Jamal	1-4	0-3	0-0	0-1-1	1	2	0	2	0	0	19
Stewart, Myles	0-0	0-0	0-0	0-0-0	0	0	0	0	0	0	3
Jones, Christian	1-1	0-0	0-0	1-0-1	2	2	0	0	0	0	4
Balamou, Felix	3-3	0-0	0-0	0-1-1	1	6	0	1	0	0	17
Alibegovic, Amar	0-2	0-1	0-0	1-1-2	2	0	0	1	0	0	8
De La Rosa, Joey	0-0	0-0	0-0	0-1-1	0	0	0	0	0	0	5
Team				1-1-2							
Totals	22-59	3-18	15-23	11-17-28	17	62	5	13	4	3	200
	(.373)	(.167)	(.652)								

BUTLER	FG	3FG	FT	REB	PF	TP	A	TO	BLK	S	MIN
Woods, Kameron, f	3-5	0-0	3-4	2-10-12	4	9	3	1	0	2	31
Chrabascz, Andrew, f	5-9	0-1	4-5	3-4-7	4	14	1	2	0	1	30
Barlow, Alex, g	5-5	2-2	3-5	0-5-5	1	15	3	1	0	2	35
Jones, Roosevelt, g	6-12	0-0	1-2	0-2-2	2	13	4	6	0	0	36
Dunham, Kellen, g	6-12	2-6	7-7	2-5-7	2	21	0	1	0	0	35
Etherington, Austin	1-5	0-2	0-0	1-0-1	2	2	1	1	1	0	13
Wideman, Tyler	1-1	0-0	0-0	0-0-0	2	2	0	1	0	0	4
Aldridge, Jackson	0-0	0-0	0-0	0-1-1	0	0	0	0	0	0	1
Davis, Jackson	1-1	0-0	0-0	0-0-0	1	2	0	0	0	0	3
Bennett, Steven	0-0	0-0	0-0	0-0-0	0	0	0	0	0	0	1
Martin, Kelan	3-5	0-0	1-2	0-0-0	1	7	1	1	0	0	11
Team				1-4-5							
Totals	31-55	4-11	19-25	9-31-40	19	85	13	14	1	5	200
	(.491)	(.412)	(.516)								

St. John's	28	34	62
Butler	36	49	85

**Deadball Rebounds:** St. John's 4, Butler 3 **Technical Fouls:** Etherington, Butler; Pointer, St. John's  
**Officials:** James Breeding, Michael Stephens, Paul Zselc **Attendance:** 7,132  
**Note:** Chris Obekpa, St. John's ejected for a flagrant 2 foul at 8:26 of the first half.

## BUTLER 72, MARQUETTE 68 (OT)

January 31, 2015  
BMO Harris Bradley Center - Milwaukee, Wis.

BUTLER	FG	3FG	FT	REB	PF	TP	A	TO	BLK	S	MIN
Woods, Kameron, f	1-6	0-0	2-2	7-11-18	1	4	0	2	2	1	38
Chrabascz, Andrew, f	11-17	1-3	7-7	4-4-8	2	30	1	1	0	0	38
Jones, Roosevelt, g	1-12	0-0	0-0	3-0-3	3	2	4	2	1	0	39
Barlow, Alex, g	5-9	3-5	2-2	0-4-4	2	15	7	5	0	1	39
Dunham, Kellen, g	5-16	1-6	6-7	0-2-2	0	17	2	0	0	1	42
Etherington, Austin	0-1	0-0	0-0	2-3-5	2	0	0	1	0	0	8
Wideman, Tyler	0-1	0-0	0-0	1-0-1	2	0	0	0	0	0	5
Davis, Jackson	0-0	0-0	0-0	0-0-0	0	0	0	0	1	0	1
Martin, Kelan	2-5	0-1	0-0	1-3-4	2	4	0	2	0	0	15
Team				1-1-2							
Totals	25-67	5-15	17-18	19-28-47	15	72	14	13	4	3	225
	(.373)	(.333)	(.944)								

MARQUETTE	FG	3FG	FT	REB	PF	TP	A	TO	BLK	S	MIN
Anderson, Juan, f	5-8	2-2	0-0	4-3-7	2	12	1	2	1	1	38
Fisher, Luke, c	5-9	0-0	2-3	2-4-6	3	12	0	2	3	0	41
Wilson, Duane, g	6-16	0-2	6-7	1-4-5	3	18	1	1	0	1	35
Wilson, Derrick, g	2-6	1-2	1-2	1-6-7	3	6	4	1	1	1	38
Carlino, Matt, g	5-16	3-12	5-5	0-3-3	4	18	6	5	0	3	37
Cohen III, Sandy	0-4	0-2	0-0	0-1-1	2	0	1	0	0	1	15
Johnson, Jaijuan	1-3	0-1	0-0	0-0-0	0	2	2	0	0	0	17
Taylor Jr., Steve	0-1	0-0	0-0	0-0-0	0	0	0	0	0	0	4
Team				2-2-4							
Totals	24-63	6-21	14-17	10-23-33	17	68	15	11	5	7	225
	(.381)	(.286)	(.824)								

Butler	29	29	14	72
Marquette	26	32	10	68

**Deadball Rebounds:** Butler 2, Marquette 3 **Technical Fouls:** Butler Team  
**Officials:** Brian O'Connell, Jeff Clark, Tony Chiazza **Attendance:** 15,342

## BUTLER 83, DePAUL 73

February 7, 2015  
Hinkle Fieldhouse - Indianapolis, Ind.

DePAUL	FG	3FG	FT	REB	PF	TP	A	TO	BLK	S	MIN
Stimage, Rashawn, f	3-5	0-0	4-4	2-3-5	2	10	0	0	1	1	21
Henry, Myke, f	4-11	2-3	2-2	1-5-6	4	12	2	2	0	1	35
Crockett, Jamee, f	5-12	2-4	2-2	1-1-2	5	14	1	1	0	1	29
Garrett, Billy, g	1-6	0-4	4-6	0-1-1	3	6	5	0	0	1	27
McDonald, Durrell, g	3-6	1-3	2-3	1-1-2	2	9	1	4	0	1	25
Curington, R. J.	0-1	0-1	2-2	0-1-1	0	2	0	1	0	0	4
Wood, Darrick	0-0	0-0	0-0	0-0-0	0	1	1	0	0	0	7
Hamilton, Tommy	2-4	1-2	0-0	0-2-2	2	5	0	1	0	0	12
Molinari, David	0-0	0-0	0-0	0-0-0	0	1	0	0	0	0	1
Robinson, Forrest	3-5	2-4	1-2	0-2-2	2	9	0	1	1	0	20
Simpson, Aaron	2-5	1-3	1-2	0-1-1	2	6	2	0	0	0	18
Hanel, Joe	0-0	0-0	0-0	0-0-0	1	0	0	0	0	0	1
Team				1-2-3							
Totals	23-55	9-24	18-23	6-19-25	23	73	13	11	2	5	200
	(.418)	(.375)	(.783)								

BUTLER	FG	3FG	FT	REB	PF	TP	A	TO	BLK	S	MIN
Woods, Kameron, f	2-3	0-0	3-6	1-7-8	3	7	1	0	0	0	30
Chrabascz, Andrew, f	6-8	1-1	3-5	2-1-3	3	16	1	1	1	1	29
Barlow, Alex, g	3-6	2-3	0-0	0-4-4	3	8	8	3	0	4	34
Jones, Roosevelt, g	7-11	0-0	6-9	0-3-3	4	20	2	3	0	2	35
Dunham, Kellen, g	6-12	4-9	8-8	0-3-3	1	24	1	1	0	0	34
Etherington, Austin	1-1	1-1	0-0	1-2-3	3	3	1	1	0	0	8
Wideman, Tyler	0-0	0-0	0-0	0-0-0	1	0	0	2	1	0	10
Aldridge, Jackson	0-0	0-0	1-2	0-1-1	0	1	0	0	0	0	3
Davis, Jackson	0-0	0-0	0-0	0-1-1	0	0	0	0	0	0	1
Martin, Kelan	2-6	0-0	0-0	2-1-3	3	4	1	2	0	0	16
Team				1-1-2							
Totals	27-47	8-14	21-30	7-24-31	21	83	15	13	2	7	200
	(.574)	(.571)	(.700)								

DePaul	27	46	73
Butler	40	43	83

**Deadball Rebounds:** DePaul 5, Butler 5 **Technical Fouls:** None  
**Officials:** Gary Prager, Jeffrey Anderson, Matt Potter **Attendance:** 9,100

# 2014-15 Review



## #6 VILLANOVA 68, #18 BUTLER 65

February 14, 2015  
Hinkle Fieldhouse - Indianapolis, Ind.

VILLANOVA	FG	3FG	FT	REB	PF	TP	A	TO	BLK	S	MIN
Pinkston, JayVaughn, f	4-10	0-0	4-6	2-2-4	3	12	0	0	0	0	28
Ochefu, Daniel, f	1-2	0-0	0-0	1-4-5	0	2	3	2	0	0	26
Hilliard, Darrun, g	9-16	8-13	5-5	1-7-8	2	31	3	4	0	2	33
Arcidiacono, Ryan, g	0-6	0-3	0-0	2-0-2	3	0	5	1	1	1	34
Ennis, Dylan, g	3-7	1-4	0-0	0-2-2	3	7	1	0	0	1	23
Jenkins, Kris	2-2	1-1	0-0	0-1-1	2	5	0	1	0	0	22
Hart, Josh	3-6	1-4	0-0	0-1-1	1	7	0	0	0	2	29
Booth, Phil	1-1	1-1	1-2	0-0-0	2	4	0	0	0	0	5
Reynolds, Darryl	0-0	0-0	0-0	0-0-0	0	0	0	0	0	0	0+
Team				1-1-2							
Totals	23-50	12-26	10-13	7-18-25	16	68	12	8	1	6	200
	(.460)	(.462)	(.769)								

BUTLER	FG	3FG	FT	REB	PF	TP	A	TO	BLK	S	MIN
Woods, Kameron, f	1-1	0-0	1-3	4-8-12	1	3	1	0	0	0	36
Chrabascz, Andrew, f	3-7	0-1	2-2	4-0-4	2	8	2	3	1	1	33
Barlow, Alex, g	6-14	4-7	3-3	0-1-1	2	19	2	3	0	3	40
Jones, Roosevelt, g	2-11	0-0	2-2	1-4-5	3	6	3	0	0	0	35
Dunham, Kellen, g	6-12	2-6	5-5	0-3-3	2	19	1	2	0	0	33
Etherington, Austin	0-0	0-0	0-0	0-0-0	2	0	1	0	0	0	4
Wideman, Tyler	0-0	0-0	0-0	1-0-1	1	0	0	1	1	0	6
Martin, Kelan	3-6	1-3	3-4	1-3-4	0	10	0	0	0	0	13
Team				1-3-4							
Totals	21-51	7-17	16-19	12-22-34	13	65	10	9	2	4	200
	(.412)	(.412)	(.842)								

Villanova	27	41	68
Butler	22	43	65

Deadball Rebounds: Villanova 2, Butler 2 Technical Fouls: None  
Officials: Jeffrey Anderson, Jim Burr, Evan Burroughs Attendance: 9,231

## XAVIER 73, #19 BUTLER 56

February 21, 2015  
Cintas Center - Cincinnati, Ohio

BUTLER	FG	3FG	FT	REB	PF	TP	A	TO	BLK	S	MIN
Woods, Kameron, f	3-6	0-0	1-2	3-6-9	0	7	0	1	2	1	30
Wideman, Tyler, f	1-1	0-0	0-0	1-3-4	2	2	4	0	0	1	25
Jones, Roosevelt, g	5-12	0-0	4-5	1-2-3	0	14	0	2	0	0	35
Barlow, Alex, g	4-11	2-6	0-0	0-5-5	3	10	0	2	0	2	31
Dunham, Kellen, g	2-5	1-3	4-6	0-0-0	4	9	3	4	0	1	25
Etherington, Austin	0-2	0-2	0-0	0-3-3	3	0	0	3	0	0	11
Aldridge, Jackson	0-2	0-2	0-0	0-0-0	1	0	2	0	0	1	7
Davis, Jackson	0-2	0-0	0-0	0-4-4	1	0	0	0	0	0	9
Bennett, Steven	2-2	2-2	0-0	0-0-0	0	6	0	0	0	0	3
Martin, Kelan	3-14	0-1	2-3	1-3-4	2	8	0	1	1	0	24
Team				2-1-3							
Totals	20-57	5-16	11-16	8-27-35	17	56	9	14	3	6	200
	(.351)	(.313)	(.688)								

XAVIER	FG	3FG	FT	REB	PF	TP	A	TO	BLK	S	MIN
Bluiett, Trevon, f	5-8	1-2	0-1	1-2-3	1	11	2	0	0	0	26
Stainbrook, Matt, c	2-5	0-0	0-0	0-1-1	3	4	5	1	2	0	18
Abell, Remy, g	2-7	0-2	3-3	0-3-3	0	7	1	0	1	0	23
Davis, Dee, g	2-4	1-2	1-1	0-4-4	3	6	1	3	0	0	23
Davis, Myles, g	5-10	3-5	5-7	0-1-1	1	18	3	2	0	4	30
Austin Jr., Larry	0-3	0-0	0-0	0-0-0	0	0	0	0	0	1	14
Reynolds, Jalen	4-5	0-0	1-2	2-9-11	2	9	0	2	1	2	23
Farr, James	4-6	0-1	0-0	3-8-11	2	8	0	1	1	0	11
Randolph, Brandon	1-1	0-0	0-0	0-0-0	1	2	0	0	0	0	3
Stainbrook, Tim	0-1	0-0	0-0	1-0-1	0	0	0	0	0	0	1
Mitchell, Andrew	0-0	0-0	0-0	0-0-0	0	0	0	0	0	0	1
Coker, Kevin	0-0	0-0	0-0	0-0-0	0	0	0	0	0	0	1
O'Mara, Sean	0-5	0-0	0-0	1-1-2	1	0	1	0	2	0	9
Macura, J. P.	2-4	2-4	2-2	0-0-0	2	8	0	2	2	0	17
Team				0-2-2							
Totals	27-59	7-16	12-16	8-31-39	17	73	13	11	9	7	200
	(.458)	(.438)	(.750)								

Butler	22	34	56
Xavier	33	40	73

Deadball Rebounds: Butler 3, Xavier 1 Technical Fouls: Butler bench, Xavier bench  
Officials: James Breeding, Wally Rutecki, Tony Chiazza Attendance: 10,492

## #19 BUTLER 58, CREIGHTON 56

February 16, 2015  
CenturyLink Center - Omaha, Neb.

BUTLER	FG	3FG	FT	REB	PF	TP	A	TO	BLK	S	MIN
Woods, Kameron, f	5-10	0-0	0-0	2-8-10	2	10	3	1	0	1	37
Wideman, Tyler, f	1-2	0-0	0-0	0-0-0	1	2	0	1	0	0	12
Jones, Roosevelt, g	8-17	0-0	2-3	3-3-6	2	18	6	3	0	0	38
Barlow, Alex, g	2-4	0-1	1-2	2-5-7	3	5	0	1	0	1	37
Dunham, Kellen, g	8-15	3-4	0-1	0-0-0	1	19	0	1	0	1	39
Etherington, Austin	0-3	0-2	0-0	1-2-3	2	0	0	0	0	0	22
Davis, Jackson	1-1	0-0	0-0	1-0-1	1	2	0	0	0	0	6
Martin, Kelan	1-1	0-0	0-1	0-0-0	2	2	0	0	1	0	9
Team				0-2-2							
Totals	26-53	3-7	3-7	9-20-29	14	58	9	7	1	3	200
	(.373)	(.333)	(.944)								

CREIGHTON	FG	3FG	FT	REB	PF	TP	A	TO	BLK	S	MIN
Hegner, Toby, f	0-2	0-2	0-0	0-1-1	0	0	1	1	0	0	11
Groselle, Geoffrey, c	4-7	0-0	0-0	1-3-4	2	8	3	0	0	0	23
Chatman, Austin, g	6-14	3-7	2-4	0-0-0	2	17	2	2	0	0	35
Kreklow, Rick, g	2-6	1-5	0-0	0-7-7	3	5	3	0	1	1	38
Milliken, James, g	1-5	0-1	3-4	1-1-2	2	5	2	2	0	2	35
Brooks, Devin	6-9	3-4	2-2	0-5-5	2	17	3	1	1	0	26
Clement, Tyler	0-0	0-0	0-0	0-0-0	1	0	0	0	0	0	5
Dingman, Avery	1-2	0-1	0-0	0-1-1	1	2	1	0	0	0	9
Artino, Will	1-3	0-0	0-0	2-3-5	2	2	0	1	0	1	16
Hanson, Zach	0-0	0-0	0-0	0-0-0	1	0	0	1	0	0	2
Team				3-1-4							
Totals	21-48	7-20	7-10	7-22-29	16	56	15	8	2	4	200
	(.438)	(.350)	(.700)								

Butler	25	33	58
Creighton	29	27	56

Deadball Rebounds: Butler 1, Creighton 2 Technical Fouls: None  
Officials: Brian O'Connell, Pat Driscoll, Alfred Smith Attendance: 17,971

## #23 BUTLER 73, MARQUETTE 52

February 25, 2015  
Hinkle Fieldhouse - Indianapolis, Ind.

MARQUETTE	FG	3FG	FT	REB	PF	TP	A	TO	BLK	S	MIN
Cohen III, Sandy, f	2-4	1-2	0-0	0-1-1	1	5	1	2	1	0	31
Fischer, Luke, c	7-8	0-0	3-6	2-1-3	4	17	1	2	3	0	24
Wilson, Duane, g	3-8	1-3	3-4	1-1-2	2	10	3	2	0	1	36
Wilson, Derrick, g	1-4	0-1	0-0	0-3-3	4	2	3	0	0	1	31
Johnson, Jajuan, g	0-4	0-1	0-0	0-2-2	3	0	1	2	1	0	23
Anderson, Juan	0-1	0-1	0-0	0-0-0	2	0	0	0	0	0	6
Carlino, Matt	3-6	1-3	3-4	0-3-3	1	10	1	2	0	1	25
Taylor, Jr., Steve	4-5	0-0	0-0	1-1-2	1	8	0	1	0	0	24
Team				0-2-2							
Totals	20-40	3-11	9-14	4-14-18	19	52	10	11	5	3	200
	(.500)	(.273)	(.643)								

BUTLER	FG	3FG	FT	REB	PF	TP	A	TO	BLK	S	MIN
Woods, Kameron, f	6-9	0-0	2-4	0-7-7	3	14	1	1	0	1	29
Wideman, Tyler, f	4-7	0-0	0-0	4-4-8	5	8	0	0	1	1	26
Barlow, Alex, g	1-5	0-1	1-2	1-0-1	3	3	6	2	0	1	38
Jones, Roosevelt, g	3-10	0-0	4-8	2-2-4	2	10	6	0	0	3	34
Dunham, Kellen, g	8-14	4-6	2-2	0-1-1	1	22	0	1	1	0	32
Etherington, Austin	2-3	1-2	2-2	2-2-4	2	7	0	0	0	0	23
Aldridge, Jackson	0-0	0-0	0-0	0-0-0	0	0	0	0	0	0	1
Davis, Jackson	0-0	0-0	0-0	0-0-0	1	0	0	0	0	0	2
Bennett, Steven	0-0	0-0	0-0	0-0-0	0	0	1	0	0	0	1
Martin, Kelan	3-5	1-1	2-2	1-1-2	1	9	2	1	0	0</	



# 2014-15 Review

## #23 BUTLER 67, DePAUL 53

February 28, 2015  
Allstate Arena - Rosemont, Ill.

BUTLER	FG	3FG	FT	REB	PF	TP	A	TO	BLK	S	MIN
Woods, Kameron, f	5-9	0-0	4-6	1-5-6	0	14	1	2	1	0	38
Wideman, Tyler, f	0-1	0-0	0-0	2-2-4	3	0	0	2	0	0	16
Jones, Roosevelt, g	6-13	0-0	4-6	1-4-5	0	16	4	4	0	2	36
Barlow, Alex, g	1-3	1-3	0-0	0-6-6	3	3	3	5	0	2	37
Dunham, Alex, g	6-11	2-4	10-10	0-1-1	0	24	0	0	0	0	34
Etherington, Austin	2-3	0-1	3-3	0-5-3	3	7	1	1	0	0	24
Davis, Jackson	0-0	0-0	0-0	0-2-2	2	0	0	1	1	0	3
Martin, Kelan	1-3	0-1	1-2	0-1-1	2	3	1	2	0	0	12
Team				5-1-6							
Totals	21-43 (.488)	3-9 (.333)	22-27 (.815)	9-27-36	13	67	10	18	2	4	200

DePAUL	FG	3FG	FT	REB	PF	TP	A	TO	BLK	S	MIN
Henry, Myke, f	4-9	1-1	0-0	1-3-4	2	9	1	2	1	2	32
Robinson, Forrest, f	0-4	0-2	0-0	0-1-1	1	0	0	0	1	0	13
Crockett, Jamee, g	8-15	3-7	1-2	1-1-2	4	20	1	1	1	1	32
Garrett Jr., Billy, g	2-5	1-1	2-2	0-1-1	1	7	2	2	0	3	35
McDonald, Durrell, g	2-3	1-2	0-0	0-2-2	3	5	3	0	0	3	29
Currington, R. J.	1-1	0-0	0-0	0-1-1	1	2	0	0	0	0	2
Wood, Darrick	1-7	1-4	0-0	0-0-0	4	3	0	1	0	0	15
Hamilton IV, Tommy	1-2	0-1	0-2	0-3-3	0	2	1	3	1	0	14
Stimage, Rashaun	1-2	0-0	3-4	0-2-2	2	5	0	1	1	1	21
Simpson, Aaron	0-1	0-0	0-0	0-0-0	1	0	1	1	0	0	7
Team				1-2-3							
Totals	20-49 (.408)	7-18 (.389)	6-10 (.600)	3-16-19	20	53	9	11	5	10	200

Butler 29 38 67  
DePaul 24 29 53

**Deadball Rebounds:** Butler 2, DePaul 3 **Technical Fouls:** DePaul Team  
**Officials:** Mike Roberts, Brent Hampton, Rob Riley **Attendance:** 8,805

## #21 BUTLER 68, #24/23 PROVIDENCE 64

March 7, 2015  
Dunkin' Donuts Center - Providence, R.I.

BUTLER	FG	3FG	FT	REB	PF	TP	A	TO	BLK	S	MIN
Woods, Kameron, f	1-2	0-0	4-4	2-10-12	0	6	0	0	0	0	36
Chrabascz, Andrew, f	4-12	1-2	0-0	2-3-5	5	9	4	3	3	1	33
Jones, Roosevelt, g	4-9	0-0	8-8	0-3-3	4	16	3	3	0	0	39
Barlow, Alex, g	2-7	2-5	2-2	1-1-2	2	8	2	3	0	1	26
Dunham, Kellen, g	4-12	3-7	4-4	1-3-4	2	15	1	4	0	0	36
Etherington, Austin	0-0	0-0	0-0	0-1-1	1	0	0	0	0	0	4
Wideman, Tyler	0-0	0-0	0-0	1-0-1	2	0	0	1	0	0	7
Martin, Kelan	5-9	2-4	2-2	0-5-5	2	14	0	0	1	1	19
Team				3-3-6							
Totals	20-51 (.392)	8-18 (.444)	20-20 (100.0)	10-29-39	18	68	10	14	4	6	200

PROVIDENCE	FG	3FG	FT	REB	PF	TP	A	TO	BLK	S	MIN
Bentil, Ben, f	0-2	0-0	0-0	0-1-1	1	0	0	0	0	0	13
Henton, LaDontae, f	2-10	1-4	3-4	0-7-7	2	8	0	4	0	0	40
Desrosiers, Carson, c	1-3	0-0	4-4	1-1-2	4	6	2	0	3	0	27
Dunn, Kris, g	9-20	2-6	3-4	0-3-3	3	23	6	3	0	4	39
Lomomba, Junior, g	1-1	0-0	0-1	0-1-1	1	2	0	1	0	0	11
Chukwu, Paschal	0-0	0-0	1-2	0-1-1	2	1	0	1	0	0	5
Lindsey, Jalen	1-1	0-0	0-0	0-0-0	0	2	0	0	0	1	6
Bancroft, Ted	0-1	0-1	0-0	0-0-0	0	0	0	0	0	0	1
Cartwright, Kyron	2-6	1-3	0-0	0-3-3	0	5	0	0	0	1	24
Harris, Tyler	7-12	0-4	3-3	2-3-5	4	17	0	0	2	2	34
Team				3-1-4							
Totals	23-56 (.411)	4-18 (.222)	14-18 (.778)	6-21-27	18	64	8	9	6	8	200

Butler 33 35 68  
Providence 22 42 64

**Deadball Rebounds:** Butler 1, Providence 1 **Technical Fouls:** Providence Team  
**Officials:** John Gaffney, Jeff Clark, Tony Chiazza **Attendance:** 12,400

## GEORGETOWN 60, #21 BUTLER 54

March 3, 2015  
Hinkle Fieldhouse - Indianapolis, Ind.

GEORGETOWN	FG	3FG	FT	REB	PF	TP	A	TO	BLK	S	MIN
Peak, L.J., f	0-2	0-0	0-0	0-0-0	3	0	1	0	0	2	11
Copeland, Isaac, f	1-6	1-3	2-2	1-2-3	4	5	0	1	3	1	30
Smith, Joshua, c	4-4	0-0	2-3	0-2-2	4	10	0	1	0	0	20
Smith-Rivera, D., g	5-9	2-4	4-4	1-6-7	1	16	2	2	0	2	37
Trawick, Jabril, g	3-6	1-4	2-2	0-0-0	2	9	4	3	1	0	34
Campbell, Tre	3-5	2-3	2-2	0-2-2	0	10	1	0	0	1	21
Hopkins, Mikael	3-3	0-0	0-0	0-6-6	4	6	1	1	4	1	19
White, Paul	0-5	0-1	0-0	0-0-0	0	0	2	1	1	1	13
Bowen, Aaron	1-3	1-2	1-2	0-0-1	1	4	2	1	1	1	14
Hayes, Bradley	0-0	0-0	0-0	0-0-0	0	0	0	0	0	0	1
Team				0-0-0							
Totals	20-43 (.465)	7-17 (.412)	13-15 (.867)	2-18-20	19	60	13	10	10	9	200

BUTLER	FG	3FG	FT	REB	PF	TP	A	TO	BLK	S	MIN
Woods, Kameron, f	5-6	0-0	5-5	7-9-16	3	15	0	5	1	1	34
Wideman, Tyler, f	0-0	0-0	0-2	2-0-2	3	0	1	0	0	0	9
Barlow, Alex, g	4-8	3-5	2-3	0-4-4	3	13	2	4	0	1	40
Aldridge, Jackson, g	0-2	0-2	0-0	0-0-0	0	0	0	0	0	0	3
Jones, Roosevelt, g	2-10	0-0	3-6	0-3-3	4	7	3	4	0	3	33
Etherington, Austin	0-0	0-0	0-0	0-0-0	1	0	0	1	0	0	6
Dunham, Kellen	3-12	2-9	0-0	0-3-3	0	8	2	0	0	0	37
Martin, Kelan	1-3	1-1	0-0	0-0-0	0	3	0	0	0	0	7
Chrabascz, Andrew	3-10	2-3	0-6	1-1-2	3	8	2	1	1	0	31
Team				7-2-9							
Totals	18-51 (.353)	8-20 (.400)	10-22 (.455)	17-22-39	17	54	10	15	2	5	200

Georgetown 30 30 60  
Butler 24 30 54

**Deadball Rebounds:** Georgetown 4, Butler 7 **Technical Fouls:** None  
**Officials:** Jeffrey Anderson, Joe Lindsay, Thomas Eades **Attendance:** 9,100

## XAVIER 67, #22 BUTLER 61 (OT)

March 12, 2015  
Madison Square Garden - New York, N.Y.

XAVIER	FG	3FG	FT	REB	PF	TP	A	TO	BLK	S	MIN
Bluiett, Trevon, f	3-9	2-3	3-7	0-6-6	2	11	2	3	0	2	35
Abell, Remy, f	2-7	0-1	1-3	0-0-0	1	5	0	0	0	2	30
Stainbrook, Matt, c	5-8	0-0	3-4	3-7-10	4	13	1	4	1	0	34
Davis, Dee, g	5-10	2-3	1-1	1-2-3	1	13	4	2	1	0	42
Macura, J.P., g	0-4	0-2	0-0	0-0-0	0	0	0	0	0	0	14
Austin, Larry	0-0	0-0	0-0	0-2-2	1	0	1	2	0	0	3
Reynolds, Jalen	5-6	0-0	2-3	1-5-6	5	12	0	2	1	2	16
Farr, James	0-1	0-1	0-1	0-5-5	1	0	0	0	1	0	20
Davis, Myles	4-10	1-5	4-4	1-1-2	1	13	2	0	0	0	29
O'Mara, Sean	0-0	0-0	0-0	0-0-0	0	0	0	0	0	0	2
Team				3-1-4							
Totals	24-55 (.436)	5-15 (.333)	14-23 (.609)	9-29-38	16	67	10	13	4	6	225

BUTLER	FG	3FG	FT	REB	PF	TP	A	TO	BLK	S	MIN
Woods, Kameron, f	1-3	0-0	0-0	5-9-14	5	2	3	1	0	2	30
Chrabascz, Andrew, f	6-12	1-3	3-6	1-0-1	2	16	2	2	1	1	40
Barlow, Alex, g	7-16	5-14	3-4	1-3-4	4	22	1	1	0	4	39
Jones, Roosevelt, g	2-9	0-0	0-3	2-8-10	4	4	4	4	1	0	44
Dunham, Kellen, g	6-14	1-6	4-6	0-2-2	5	17	0	4	0	1	37
Etherington, Austin	0-0	0-0	0-0	0-1-1	1	0	0	1	0	0	12
Wideman, Tyler	0-1	0-0	0-0	0-0-0	1	0	0	0	0	0	6
Davis, Jackson	0-0	0-0	0-0	0-0-0	0	0	0	0	0	0	3
Martin, Kelan	0-1	0-1	0-0	0-2-2	2	0	0	1	2	0	14
Team				2-5-7							
Totals	22-56 (.393)	7-24 (.292)	10-19 (.526)	11-30-41	24	61	10	14	4	8	225

Xavier 30 23 14 67  
Butler 28 25 8 61

**Deadball Rebounds:** Xavier 1, Butler 3 **Technical Fouls:** Martin (Butler)  
**Officials:** Mike Roberts, Jeffrey Anderson, Tony Chiazza **Attendance:** 13,245

# 2014-15 Review



**#24/23 BUTLER 56, TEXAS 48**  
 March 19, 2015  
 CONSOL Energy Center - Pittsburgh, Pa.

TEXAS	FG	3FG	FT	REB	PF	TP	A	TO	BLK	S	MIN
Holmes, Jonathan, f	4-11	3-8	4-6	1-4-5	4	15	0	1	1	1	36
Lammert, Connor, f	1-4	0-2	0-1	1-9-10	3	2	2	1	0	0	31
Ridley, Cameron, c	1-4	0-0	0-0	5-2-7	3	2	0	2	3	0	25
Yancy, Kendal, g	1-3	1-2	0-0	0-0-0	1	3	0	0	0	0	14
Taylor, Isaiah, g	6-15	0-1	2-2	0-1-1	3	14	4	5	0	3	32
Holland, Demarcus	0-2	0-1	0-0	1-0-1	2	0	1	1	0	0	24
Felix, Javan	2-5	2-4	2-3	0-2-2	1	8	0	1	0	0	15
Ibeh, Prince	1-1	0-0	0-0	0-3-3	1	2	0	0	0	0	7
Turner, Myles	1-5	0-1	0-0	2-8-10	4	2	0	4	1	0	16
Team				2-0-2							
Totals	17-50	6-19	8-12	12-29-41	22	48	7	15	5	4	200
	(.340)	(.316)	(.667)								

BUTLER	FG	3FG	FT	REB	PF	TP	A	TO	BLK	S	MIN
Woods, Kameron, f	2-3	0-0	5-8	0-9-9	2	9	1	0	0	1	37
Chrabascz, Andrew, f	2-10	1-1	2-4	1-4-5	1	7	3	1	1	0	36
Jones, Roosevelt, g	3-10	0-0	0-0	0-1-1	2	6	4	1	1	0	29
Barlow, Alex, g	1-6	1-5	4-4	1-7-8	3	7	1	2	1	2	39
Dunham, Kellen, g	5-14	2-7	8-11	0-2-2	0	20	2	0	0	1	37
Wideman, Tyler	0-0	0-0	0-0	0-0-0	2	0	0	0	1	1	7
Martin, Kelan	3-5	0-0	1-1	0-0-0	3	7	0	1	0	0	15
Team				3-0-3							
Totals	16-48	4-13	20-28	5-23-28	13	56	11	5	4	5	200
	(.333)	(.308)	(.714)								

Texas	24	24	48
Butler	26	30	56

**Deadball Rebounds:** Texas 2, Butler 6 **Technical Fouls:** None  
**Officials:** Chris Rastatter, Brian O'Connell, Rick Crawford **Attendance:** 15,818

**#8 NOTRE DAME 67, #24/23 BUTLER 64 (OT)**  
 March 21, 2015  
 CONSOL Energy Center - Pittsburgh, Pa.

BUTLER	FG	3FG	FT	REB	PF	TP	A	TO	BLK	S	MIN
Woods, Kameron, f	4-9	0-0	0-0	5-10-15	1	8	1	3	2	1	45
Chrabascz, Andrew, f	5-15	2-3	8-8	2-1-3	4	20	1	0	2	3	41
Barlow, Alex, g	1-6	0-4	0-0	1-4-5	5	2	3	0	0	2	40
Jones, Roosevelt, g	9-19	0-0	5-7	2-3-5	2	23	3	3	0	2	44
Dunham, Kellen, g	2-13	2-5	2-2	0-3-3	0	8	0	0	0	0	41
Wideman, Tyler	0-0	0-0	0-0	0-0-0	1	0	0	0	0	0	4
Martin, Kelan	0-1	0-1	3-4	0-0-0	2	3	0	0	0	0	10
Team				3-2-5							
Totals	21-63	4-13	18-21	13-23-36	15	64	8	7	5	8	225
	(.333)	(.308)	(.857)								

NOTRE DAME	FG	3FG	FT	REB	PF	TP	A	TO	BLK	S	MIN
Connaughton, Pat, f	3-8	1-6	0-0	1-8-9	3	7	1	1	5	0	42
Auguste, Zach, f	2-7	0-0	3-5	3-10-13	3	7	0	4	1	0	38
Jackson, Demetrius, g	4-8	2-4	3-4	0-0-0	2	13	2	0	1	1	41
Grant, Jerian, g	5-12	1-4	5-7	2-3-5	2	16	5	2	0	0	45
Vasturia, Steve, g	6-11	2-5	6-6	0-6-6	3	20	1	3	0	2	43
Beachem, V.J.	2-3	0-1	0-0	0-1-1	2	4	0	2	0	0	7
Colson, Bonzie	0-2	0-0	0-0	1-1-2	1	0	0	1	1	1	9
Team				2-2-4							
Totals	22-51	6-20	17-22	9-31-40	16	67	9	13	8	4	225
	(.431)	(.300)	(.773)								

Butler	29	26	9	64
Notre Dame	31	24	12	67

**Deadball Rebounds:** Butler 1, Notre Dame 2 **Technical Fouls:** None  
**Officials:** Joe DeRosa, Brian O'Connell, Pat Adams **Attendance:** 18,762

ARCHITECTURE	<p><b>CHRISTNER</b></p> <p><i>Architects and Planners of              Destination Campuses for              Health, Learning, and Work</i></p> <p>christnerinc.com</p>
INTERIOR DESIGN	
GRAPHIC DESIGN	
LANDSCAPE ARCHITECTURE	
URBAN DESIGN	
STRATEGIC FACILITY PLANNING	





# History/Records



# Butler Records



## Individual

### MOST GAMES PLAYED

**Season:** 38, Matt Howard, 2009-10; Shelvin Mack, 2009-10 & 2010-11; Ronald Nored, 2009-10; Zach Hahn, 2009-10; Avery Jukes, 2009-10; Shawn Vanzant, 2009-10 & 2010-11; Andrew Smith, 2010-11; Chase Stigall, 2010-11; Khyle Marshall, 2010-11  
**Career:** 143, Ronald Nored, 2008-12

### MOST GAMES STARTED

**Season:** 38, Matt Howard, 2009-10; Shelvin Mack, 2009-10  
**Career:** 133, Matt Howard, 2007-11

### MOST POINTS

**Game:** 54, Darrin Fitzgerald vs. Detroit, 2/9/87  
**Season:** 770, Darin Archbold, 1991-92  
**Career:** 2,321, Chad Tucker, 1983-88

### BEST SCORING AVERAGE

**Season:** 27.8, Billy Shepherd, 1969-70  
**Career:** 24.1, Billy Shepherd, 1969-72

### MOST FIELD GOALS

**Game:** 20, Oscar Evans vs. Indianapolis, 12/6/71  
**Season:** 287, Billy Shepherd, 1969-70  
**Career:** 912, Chad Tucker, 1983-88

### MOST FIELD GOAL ATTEMPTS

**Game:** 36, Billy Shepherd vs. Indiana State, 1/7/70 & 2/7/70  
**Season:** 652, Billy Shepherd, 1969-70  
**Career:** 1,722, Darrin Fitzgerald, 1983-87

### BEST FIELD GOAL PERCENTAGE

**Game (Min. 10 made):** 1.000 (13-13), Ted Guzek vs. Michigan, 12/15/56  
**Season (4.0 made/game):** .657 (155-236), Duane Lightfoot, 2002-03  
**Career (300 made):** .594 (300-505), Duane Lightfoot, Jr., 2000-04

### MOST THREE-POINT FIELD GOALS

**Game:** 12, Darrin Fitzgerald vs. Detroit, 2/9/87  
**Season:** 158, Darrin Fitzgerald, 1986-87  
**Career:** 314, Bruce Horan, 2002-06

### MOST THREE-POINT FIELD GOAL ATTEMPTS

**Game:** 22, Darrin Fitzgerald vs. Detroit, 2/9/87  
**Season:** 362, Darrin Fitzgerald, 1986-87  
**Career:** 773, Bruce Horan, 2002-06

### BEST THREE-POINT FIELD GOAL PCT.

**Game:** 1.000 (7-7), Avery Sheets vs. Loyola, 2/3/05; Kellen Dunham (7-7) vs. Seton Hall, 3/8/14  
**Season:** .519 (81-156), Pete Campbell, 2006-07  
**Career:** .483 (183-379), Pete Campbell, 2006-08

### MOST FREE THROWS

**Game:** 19, Ken Pennington vs. Illinois, 12/3/59  
**Season:** 196, Mike Green, 2006-07  
**Career:** 669, Matt Howard, 2007-11

### MOST FREE THROW ATTEMPTS

**Game:** 22, Ken Pennington vs. Illinois, 12/3/59  
**Season:** 264, Mike Green, 2006-07  
**Career:** 855, Matt Howard, 2007-11



Matt Howard, who helped lead Butler to consecutive Final Four appearances, set a school mark with 669 career free throws made.

### MOST CONSECUTIVE FREE THROWS MADE

85, Darnell Archey, 2/15/01 - 1/18/03 (NCAA Division I record)

### BEST FREE THROW PCT.

**Game (Min. 10 made):** 1.000 (17-17), Bobby Plump vs. Evansville, 1/11/58  
**Season (2.0 made/game):** .973 (72-74), Darnell Archey, 2002-03  
**Career (150 made):** .951, Darnell Archey, 1999-03

### BEST REBOUNDING AVERAGE

**Season:** 13.6, Daryl Mason, 1972-73  
**Career:** 12.3, Daryl Mason, 1971-74

### MOST REBOUNDS

**Game:** 26, Daryl Mason vs. Evansville, 1/1/73  
**Season:** 354, Daryl Mason, 1972-73  
**Career:** 961, Daryl Mason, 1971-74

### MOST ASSISTS

**Game:** 15, Thomas Jackson vs. Detroit, 3/7/00  
**Season:** 193, Ronald Nored, 2011-12  
**Career:** 540, Thomas Jackson, 1998-02

### MOST STEALS

**Game:** 8, Brett Etherington vs. Wisconsin, 12/15/90  
**Season:** 74, Thomas Jackson, 2001-02; Alex Barlow, 2014-15  
**Career:** 207, Thomas Jackson, 1998-02; Ronald Nored, 2008-12

### MOST BLOCKED SHOTS

**Game:** 7, Darren Fowlkes vs. Indiana State, 12/27/86; Rolf van Rijn vs. Anderson, 12/4/96; Rolf van Rijn vs. IUPUI, 12/10/97  
**Season:** 64, Rolf van Rijn, 1996-97; '97-98  
**Career:** 203, Rolf van Rijn, 1994-98

## Butler Leading Scorers By Class

Freshman	
Player, Year	Points
Tony Warren, 1979-80	476
Gordon Hayward, 2008-09	420
Matt Howard, 2007-08	417
Shelvin Mack, 2008-09	382
Darrin Fitzgerald, 1983-84	377
Chad Tucker, 1983-84	375
Lynn Mitchem, 1979-80	354
A. J. Graves, 2004-05	312
J. P. Brens, 1989-90	307
Wayne Burris, 1973-74	304

Sophomore	
Player, Year	Points
Billy Shepherd, 1969-70	724
Chad Tucker, 1984-85	573
Gordon Hayward, 2009-10	572
Shelvin Mack, 2009-10	536
Kellen Dunham, 2013-14	508
Matt Howard, 2008-09	475
Darrin Fitzgerald, 1984-85	455
Lynn Mitchem, 1980-81	451
Jeff Blue, 1961-62	447
A. J. Graves, 2005-06	441

Junior	
Player, Year	Points
Darin Archbold, 1990-91	633
Billy Shepherd, 1970-71	623
Shelvin Mack, 2010-11	609
Chad Tucker, 1985-86	609
A. J. Graves, 2006-07	591
Kellen Dunham, 2014-15	561
Ed Schilling, 1965-66	538
Lynn Mitchem, 1981-82	535
Ted Guzek, 1956-57	531
Tom Bowman, 1961-62	515
Jon Neuhouser, 1996-97	505
Mike Green, 2006-07	499

Senior	
Player, Year	Points
Darin Archbold, 1991-92	770
Darrin Fitzgerald, 1986-87	734
Chad Tucker, 1987-88	674
Tim McRoberts, 1983-84	614
Matt Howard, 2010-11	608
Brandon Polk, 2005-06	593
Rotnei Clarke, 2012-13	558
Dave Sanders, 1964-65	536
Jermaine Guice, 1993-94	528
Darren Fowlkes, 1988-89	526



# Butler Records

## Team

### MOST GAMES

Season: 38, 2009-10; 2010-11

### MOST POINTS

First Half: 61 vs. Ball State, Feb. 20, 1965; vs. DePauw, Feb. 23, 1965

Second Half: 63 vs. Western Kentucky, Dec. 19, 1970; vs. Xavier, Feb. 27, 1987

Game: 128 vs. Evansville (2OT), Feb. 9, 1991  
Game (Regulation): 115 vs. DePauw, Feb. 23, 1965

Season: 2,707 (38 games), 2010-11

### MOST POINTS BY AN OPPONENT

Game: 136, Evansville (2OT), Feb. 9, 1991

### MOST COMBINED POINTS

Game: 264, Evansville (136) vs. Butler (128), Feb. 9, 1991 (2OT)

### BEST SCORING AVERAGE

Season: 89.0 (26 games), 1969-70

### MOST FIELD GOALS

Game: 53 vs. DePauw, Feb. 23, 1965

Season: 919 (26 games), 1969-70; (38 games) 2010-11

### MOST FIELD GOAL ATTEMPTS

Game: 110 vs. Wabash, Feb. 1, 1960

Season: 2,122 (38 games), 2010-11

### BEST FIELD GOAL PERCENTAGE

Game: .719 (41-57) vs. Maine, Nov. 15, 2014

Season: .524 (845-1614), 1979-80

### MOST CONSECUTIVE FIELD GOALS MADE

Game: 15 vs. St. Francis (N.Y.), Dec. 28, 1993

### MOST THREE-POINT FIELD GOALS

Game: 20 at Cleveland State, Feb. 8, 2007

Season: 321, 2006-07

### MOST THREE-POINT FIELD GOAL ATTEMPTS

Game: 42 at UIC, Jan. 10, 2007

Season: 871, 2006-07

### BEST THREE-POINT FIELD GOAL %

Game (5 made): .857 (6-7) vs. Florida

International, Jan. 18, 1999

Season: .419 (198-473), 1986-87

### MOST CONSECUTIVE THREE-POINT FG'S

Game: 7 vs. Detroit Mercy, Feb. 4, 1993

### MOST FREE THROWS

Game: 51 vs. Evansville (2OT), Feb. 9, 1991

Season: 725 (29 games), 1990-91

### MOST FREE THROW ATTEMPTS

Game: 63 vs. Sacramento State, Jan. 3, 1995

Season: 922 (29 games), 1990-91

### BEST FREE THROW PERCENTAGE

Game (15 made): 1.000, (20-20) vs.

Providence, Mar. 7, 2015; (16-16) vs.

Cleveland State, Nov. 30, 1974

Season: .799 (413-517), 1987-88

### MOST REBOUNDS

Game: 70 vs. Wabash, Jan. 12, 1970

Season: 1,337 (38 games), 2010-11

### BEST REBOUND AVERAGE

Season: 49.7 (26 games), 1972-73

### MOST ASSISTS

Game: 31 vs. Oral Roberts, Feb. 20, 1984

Season: 476, 1979-80

### MOST STEALS

Game: 18 vs. Wisconsin, Dec. 15, 1990

Season: 269, 1990-91

### MOST BLOCKED SHOTS

Game: 12 vs. Anderson, Dec. 4, 1996

Season: 123, 1996-97 (33 games), 2011-12 (37 games)

### MOST TURNOVERS

Game: 31 at Dayton, Jan. 25, 1990

Season: 513, 1991-92

### MOST PERSONAL FOULS

Game: 39 at Detroit, Feb. 4, 1989; vs.

Evansville, Feb. 9, 1991

Season: 688, 2006-07

### MOST VICTORIES

Season: 33, 2009-10 (33-5)

Consecutive Seasons: 61, 2009-10 (33-5) & 2010-11 (28-10)

Three Consecutive Seasons: 89, 2007-10

Four Consecutive Seasons: 118, 2006-10

### BEST WINNING PERCENTAGE

Season: .895 (17-2), 1930-31; 1928-29

### LARGEST WINNING MARGIN

Game: 68 vs. Indiana Law School (82-14), 1921-22

Modern Record (Since 1945): 59 vs.

Manchester (100-41), Dec. 9, 2013

Season: 12.5 ppg, 2001-02

### LARGEST LOSING MARGIN

Game: 54 vs. Illinois (88-34), 1954-55

Season: 9.6 ppg, 1950-51

### MOST CONSECUTIVE VICTORIES

Season: 25, 2009-10


### MOST OVERTIME GAMES

Season: 7, 1996-97

### MOST OVERTIME PERIODS

Game: 5 vs. Wabash, Feb. 1, 1960

Season: 9, 1986-87



Darrin Fitzgerald

## Butler's NCAA Statistical Champs

Individual 3-Point Field Goals		
1986-87	Darrin Fitzgerald	158
Individual Free Throw Shooting		
1990-91	Darin Archbold	.912
Team Free Throw Shooting		
1987-88	Butler	.799
1990-91	Butler	.786
Team Fewest Turnovers Per Game		
2006-07	Butler	9.5

## Hinkle Fieldhouse Records

Most Points, Butler Player - 54, Darrin

Fitzgerald vs. Detroit, 2/9/87

Most Points, Opponent Player - 50, Austin

Carr, Notre Dame, 2/23/70

Most Points, Butler Team - 128 vs.

Evansville, 2/9/91

Most Points, Opponent Team - 136,

Evansville, 2/9/91

### ATTENDANCE

Single Game - 15,000 vs. Notre Dame,

2/23/70

Single Game (Since 1989) - 11,043 vs.

Indiana, 11/27/93; vs. UW-Milwaukee, 3/1/03

Single Season - 118,225 (14 games), 1962-63

Single Season - 125,376 (19 games), 2011-12


Note: Butler renovated the interior of Hinkle

Fieldhouse in 1989, reducing the seating

capacity from 15,000 to 11,043. The current

capacity is 9,100.

# Butler Records



Darin Archbold led Butler in scoring for three straight seasons, 1989-1992.

## Year-By-Year Scoring Leaders

Year	Player	Pts.	Avg.
2014-15	Kellen Dunham	561	16.5
2013-14	Kellen Dunham	508	16.4
2012-13	Rotnei Clarke	559	16.9
2011-12	Andrew Smith	403	10.9
2010-11	Matt Howard	608	16.4
2009-10	Gordon Hayward	572	15.5
2008-09	Matt Howard	475	14.8
2007-08	Mike Green	497	14.6
2006-07	A. J. Graves	591	16.9
2005-06	Brandon Polk	593	18.0
2004-05	Brandon Polk	382	13.6
2003-04	Duane Lightfoot	332	11.9
2002-03	Brandon Miller	394	11.9
2001-02	Rylan Hainje	487	15.2
2000-01	Thomas Jackson	415	13.0
1999-00	LaVall Jordan	363	11.7
1998-99	Mike Marshall	407	9.6
1997-98	Jon Neuhouser	317	12.6
1996-97	Jon Neuhouser	505	15.3
1995-96	Jon Neuhouser	341	12.6
1994-95	Chris Miskel	334	13.9
1993-94	Jermaine Guice	528	18.2
1992-93	Jermaine Guice	483	17.3
1991-92	Darin Archbold	770	24.8
1990-91	Darin Archbold	633	21.8
1989-90	Darin Archbold	334	11.9
1988-89	Darren Fowlkes	526	18.8
1987-88	Chad Tucker	674	24.1
1986-87	Darrin Fitzgerald	734	26.2
1985-86	Chad Tucker	609	21.8
1984-85	Chad Tucker	573	19.8
1983-84	Tim McRoberts	614	21.9
1982-83	Lynn Mitchem	458	16.4
1981-82	Lynn Mitchem	535	19.8
1980-81	Lynn Mitchem	451	16.7
1979-80	Tony Warren	453	17.4
1978-79	Tom Orner	430	15.9
1977-78	Tom Orner	477	18.4
1976-77	Wayne Burris	415	15.3
1975-76	Wayne Burris	470	17.4

1974-75	Wayne Burris	342	13.2
1973-74	Marty Monserez	343	13.2
1972-73	Kent Ehret	440	16.9
1971-72	Oscar Evans	481	20.1
1970-71	Billy Shepherd	623	24.0
1969-70	Billy Shepherd	724	27.8
1968-69	Steve Norris	455	17.5
1967-68	Doug Winger	357	14.9
1966-67	Ed Schilling	396	14.7
1965-66	Ed Schilling	538	20.7
1964-65	Dave Sanders	536	20.6
1963-64	Jeff Blue	484	18.6
1962-63	Jeff Blue	461	17.7
1961-62	Tom Bowman	515	18.4
1960-61	Gerry Williams	430	16.5
1959-60	Ken Pennington	478	18.4
1958-59	Bill Scott	512	18.3
1957-58	Bobby Plump	510	19.6
1956-57	Ted Guzek	531	21.2
1955-56	Ted Guzek	365	15.9
1954-55	Wally Cox	254	10.6
1953-54	Keith Greve	427	17.1
1952-53	Keith Greve	394	17.1
1951-52	Orvis Burdsall	258	10.8
1950-51	Orvis Burdsall	262	10.9
1949-50	"Buckshot" O'Brien	420	18.3
1948-49	"Buckshot" O'Brien	364	15.8
1947-48	"Buckshot" O'Brien	251	11.9
1946-47	Charles Maas	259	11.3

## Year-By-Year Rebounding Leaders

Year	Player	Reb.	Avg.
2014-15	Kameron Woods	337	9.9
2013-14	Kameron Woods	270	9.0
2012-13	Andrew Smith	213	6.1
2011-12	Roosevelt Jones	215	6.0
2010-11	Matt Howard	285	7.7
2009-10	Gordon Hayward	305	8.2
2008-09	Matt Howard	216	6.8
2007-08	Mike Green	220	6.5
2006-07	Mike Green	216	6.0
2005-06	Brandon Crone	164	5.0
2004-05	Brandon Polk	129	4.6
2003-04	Mike Monserez	183	6.1
2002-03	Joel Cornette	213	6.5
2001-02	Joel Cornette	197	6.2
2000-01	Joel Cornette	190	5.9
1999-00	Mike Marshall	213	6.9
1998-99	Mike Marshall	219	6.8
1997-98	Jon Neuhouser	176	5.3
1996-97	Jon Neuhouser	185	5.6
1995-96	Jon Neuhouser	186	6.9
1994-95	Jon Neuhouser	172	6.4
1993-94	John Taylor	217	7.5
1992-93	Brian Beauford	168	6.7
1991-92	J. P. Brens	191	6.2
1990-91	J. P. Brens	199	6.9
1989-90	Rodney Haywood	175	6.3
1988-89	Darren Fowlkes	213	7.6
1987-88	Darren Fowlkes	197	7.0
1986-87	Darren Fowlkes	233	8.3
1985-86	Tony Gallahar	171	6.1
1984-85	Tim Haseley	200	6.9
1983-84	Tim Haseley	191	6.8
1982-83	Lynn Mitchem	192	6.9
1981-82	Lynn Mitchem	194	7.2
1980-81	Lynn Mitchem	197	7.3
1979-80	Mike Miller	180	6.9
1978-79	Mike Miller	264	9.8
1977-78	Joe Maloney	197	7.6
1976-77	Ed Thompson	184	6.8
1975-76	Barry Collier	205	7.5
1974-75	Barry Collier	154	5.9

1973-74	Daryl Mason	318	12.2
1972-73	Daryl Mason	354	13.6
1971-72	Daryl Mason	289	11.1
1970-71	Oscar Evans	240	9.2
1969-70	Dave Bennett	277	10.7
1968-69	Garry Hoyt	269	10.3
1967-68	Clarence Harper	187	7.8
1966-67	Ed Schilling	256	9.5
1965-66	Ed Schilling	319	12.3
1964-65	Dave Sanders	231	8.9
1963-64	Jeff Blue	313	12.0
1962-63	Jeff Blue	304	11.7
1961-62	Jeff Blue	336	12.0
1960-61	Tom Bowman	204	7.9
1959-60	Ken Pennington	255	9.8
1958-59	John Jones	250	8.9
1957-58	Ken Pennington	213	8.2

## Year-By-Year Assist Leaders


Year	Player	Assists	Avg.
2014-15	Roosevelt Jones	125	3.7
2013-14	Alex Barlow	110	3.5
2012-13	Roosevelt Jones	126	3.5
2011-12	Ronald Nored	193	5.2
2010-11	Shelvin Mack	131	3.4
2009-10	Ronald Nored	136	3.6
2008-09	Shelvin Mack	111	3.5
2007-08	Mike Green	172	5.1
2006-07	Mike Green	144	4.0
2005-06	Avery Sheets	108	3.3
2004-05	Avery Sheets	112	4.0
2003-04	Mike Monserez	140	4.7
2002-03	Brandon Miller	112	3.4
2001-02	Thomas Jackson	147	4.6
2000-01	Thomas Jackson	137	4.3
1999-00	Thomas Jackson	163	5.3
1998-99	Thomas Jackson	95	3.0
1997-98	Jeff Rogers	143	4.5
1996-97	Jeff Rogers	162	5.2
1995-96	Jeff Rogers	90	3.3
1994-95	Travis Trice	140	5.2
1993-94	Travis Trice	131	4.9
1992-93	Tim Bowen	96	3.6
1991-92	Tim Bowen	127	4.1
1990-91	Tim Bowen	168	5.8
1989-90	Tim Bowen	80	2.9
1988-89	Darren Fowlkes	89	3.2
1987-88	Thad Matta	100	3.6
1986-87	Darrin Fitzgerald	100	3.6
1985-86	Darrin Fitzgerald	79	2.8
1984-85	Darrin Fitzgerald	115	4.0
1983-84	Darrin Fitzgerald	117	4.2
1982-83	Skip Jones	115	4.1
1981-82	Skip Jones	54	2.0
	Danny Jarrett	54	2.3
1980-81	Claude Davis	93	3.4
1979-80	Dave Bastian	83	3.1
1978-79	Tom Orner	126	4.7
1977-78	Doug Mitchell	78	3.0
1976-77	Wayne Burris	81	3.0
1975-76	Bill Lynch	121	4.5
1974-75	John Dunn	61	2.3
1973-74	Marty Monserez	54	2.1
1972-73	Clarence Crain	81	3.1
1971-72	Billy Shepherd	116	5.8



# Butler Records

## Year-By-Year FG% Leaders (50 Made)

Year	Player	FGM-A	PCT.
2014-15	Kameron Woods	91-180	.506
2013-14	Khyle Marshall	196-368	.533
2012-13	Khyle Marshall	146-258	.566
2011-12	Khyle Marshall	140-253	.553
2010-11	Andrew Smith	124-209	.593
2009-10	Willie Veasley	130-270	.481
2008-09	Matt Howard	148-269	.550
2007-08	Matt Howard	141-242	.583
2006-07	Drew Streicher	56-87	.644
2005-06	Brandon Polk	232-403	.576
2004-05	Brandon Polk	152-258	.589
2003-04	Duane Lightfoot	137-237	.578
2002-03	Duane Lightfoot	155-236	.657
2001-02	Joel Cornette	99-179	.553
2000-01	Joel Cornette	126-218	.578
1999-00	Mike Marshall	106-187	.567
1998-99	Mike Marshall	112-199	.563
1997-98	Rolf van Rijn	102-169	.604
1996-97	Dan Dudukovich	53-93	.570
1995-96	Rolf van Rijn	92-153	.601
1994-95	Rolf van Rijn	72-118	.610
1993-94	John Taylor	135-242	.558
1992-93	John Taylor	64-122	.525
1991-92	J. P. Brens	99-171	.579
1990-91	John Karaffa	108-218	.495
1989-90	Rodney Haywood	111-198	.561
1988-89	Jody Littrell	146-281	.520
1987-88	John Karaffa	51-84	.607
1986-87	Darren Fowlkes	166-313	.530
1985-86	Chad Tucker	235-414	.568
1984-85	Mike Burt	83-153	.542
1983-84	Chad Tucker	157-252	.623
1982-83	Greg Jones	117-179	.654
1981-82	Lynn Mitchem	212-385	.551
1980-81	Mike Miller	107-183	.585
1979-80	Tony Warren	203-338	.601
1978-79	Gary Raker	153-281	.545




Mike Monserez led Butler in free throw shooting in 2003-04, joining his father, Marty, who topped the Bulldogs in 1973-74.

1977-78	Don McGlocklin	85-156	.545
1976-77	Don McGlocklin	76-147	.535
1975-76	Don McGlocklin	73-151	.483
1974-75	Barry Collier	78-173	.451
1973-74	Daryl Mason	138-279	.494
1972-73	Clarence Crain	112-229	.489
1971-72	Clarence Crain	80-156	.513
1970-71	Dave Bennett	149-282	.528
1969-70	John Seal	70-118	.592
1968-69	Steve Norris	197-380	.518
1967-68	Doug Wininger	130-238	.546
1966-67	Doug Wininger	128-221	.579
1965-66	Larry Shade	135-245	.551
1964-65	Tom Jones	85-148	.574
1963-64	Jeff Blue	173-343	.504
1962-63	Jeff Blue	163-316	.516
1961-62	Jeff Blue	165-327	.505
1960-61	Tom Bowman	173-346	.500
1959-60	Orville Bose	199-413	.482
1958-59	Orville Bose	58-117	.496
1957-58	Ted Guzek	89-164	.540
1956-57	Bobby Plump	155-344	.451
1955-56	Ted Guzek	127-285	.446
1954-55	Joe Ditmire	65-146	.445
1953-54	No Statistics Available		
1952-53	Keith Greve	147-404	.364
1951-52	Keith Greve	80-229	.349
1950-51	Orvis Burdsall	97-293	.331
1949-50	Ralph Chapman	52-130	.400
1948-49	Buckshot O'Brien	151-368	.410
1947-48	Buckshot O'Brien	104-290	.358

## Year-By-Year FT% Leaders (50 Made)

Year	Player	FTM-A	PCT.
2014-15	Kellen Dunham	142-167	.850
2013-14	Kellen Dunham	102-127	.803
2012-13	Rotnei Clarke	115-282	.886
2011-12	Chrishawn Hopkins	70-89	.787
2010-11	Matt Howard	179-226	.792
2009-10	Gordon Hayward	179-216	.829
2008-09	Gordon Hayward	101-124	.815
2007-08	A. J. Graves	72-81	.889
2006-07	A. J. Graves	145-153	.948
2005-06	A. J. Graves	77-94	.819
2004-05	A. J. Graves	68-75	.919
2003-04	Mike Monserez	108-125	.881
2002-03	Darnell Archey	72-74	.973
2001-02	Brandon Miller	84-103	.816
2000-01	LaVall Jordan	67-78	.859
1999-00	Andrew Graves	69-76	.908
1998-99	Mike Pflugner	53-63	.841
1997-98	Matthew Graves	92-106	.868
1996-97	Matthew Graves	54-66	.818
1995-96	Matthew Graves	64-76	.842
1994-95	Marcus Cowart	84-100	.840
1993-94	Jermaine Guice	154-199	.774
1992-93	Jermaine Guice	106-139	.763
1991-92	Darin Archbold	189-229	.825
1990-91	Darin Archbold	187-205	.912
1989-90	Darin Archbold	79-93	.850
1988-89	Thad Matta	75-86	.872
1987-88	Chad Tucker	147-169	.870
1986-87	Darrin Fitzgerald	76-98	.776
1985-86	Darrin Fitzgerald	65-78	.833
1984-85	Darrin Fitzgerald	65-76	.855
1983-84	Darrin Fitzgerald	53-68	.779
1982-83	Lynn Mitchem	90-118	.763
1981-82	Lynn Mitchem	111-148	.750
1980-81	Lynn Mitchem	87-110	.791
1979-80	Lynn Mitchem	68-97	.701
1978-79	Tom Orner	70-77	.909



Darren Fowlkes became the first player to lead Butler in scoring, rebounding and assists in the same season in 1988-89.

1977-78	Doug Mitchell	84-96	.875
1976-77	John Dunn	68-90	.755
1975-76	Wayne Burris	82-106	.773
1974-75	Wayne Burris	64-83	.771
1973-74	Marty Monserez	87-126	.691
1972-73	Jeff Williams	54-82	.659
1971-72	Billy Shepherd	84-107	.785
1970-71	Billy Shepherd	171-222	.770
1969-70	Steve Norris	77-86	.895
1968-69	Steve Norris	61-83	.735
1967-68	Doug Wininger	97-114	.851
1966-67	Ron Salatich	71-86	.826
1965-66	Bill Brown	54-61	.885
1964-65	Dave Sanders	80-107	.748
1963-64	Larry Shade	64-78	.821
1962-63	Tom Bowman	61-72	.847
1961-62	Dick Haslam	52-64	.813
1960-61	Dick Haslam	50-62	.807
1959-60	Ken Pennington	142-193	.736
1958-59	John Jones	77-97	.794
1957-58	Bobby Plump	150-179	.838
1956-57	Bobby Plump	160-186	.860
1955-56	Dave Scheetz	67-79	.848
1954-55	Joe Ditmire	57-67	.851
1953-54	No Statistics Available		
1952-53	Keith Greve	100-134	.746
1951-52	Keith Greve	55-81	.679
1950-51	John Hall	52-84	.643
1949-50	Buckshot O'Brien	86-108	.796
1948-49	Buckshot O'Brien	62-79	.785

# Butler Records



## INDIVIDUAL SINGLE GAME

### Points

54, Darrin Fitzgerald vs. Detroit, 2/9/87  
 49, Billy Shepherd vs. Arizona, 12/5/70  
 44, Oscar Evans vs. Indianapolis, 12/6/71  
 43, Billy Shepherd vs. DePauw, 2/10/71  
 42, Matthew Graves vs. Clev. St., 1/15/98  
 42, Darin Archbold vs. Xavier, 3/7/92  
 42, Chad Tucker vs. No. Ill., 1/9/88  
 42, Billy Shepherd vs. DePauw, 2/18/70  
 41, Chad Tucker vs. Detroit, 2/13/88  
 41, Bobby Plump vs. Evansville, 1/11/58  
 40, Chad Tucker vs. Loyola, 2/8/86  
 40, Darrin Fitzgerald vs. Loyola, 1/10/87

### Rebounds

26, Daryl Mason vs. Evansville, 1/1/73  
 24, Daryl Mason vs. DePauw, 2/6/74  
 24, Jeff Blue vs. Valparaiso, 1/31/62  
 23, Jeff Blue vs. Michigan, 12/9/61  
 22, Daryl Mason vs. Indianapolis, 2/17/73  
 21, Jeff Blue vs. DePauw, 2/17/62  
 20, Jeff Blue vs. Illinois, 11/30/63  
 20, Daryl Mason vs. Valparaiso, 1/8/73  
 20, Marty Monserez vs. Evansville, 1/1/73  
 20, Tim Haseley vs. DePauw, 11/26/83  
 20, Gary Hoyt vs. Ball State, 2/5/69  
 19, Daryl Mason vs. Air Force, 1/19/73  
 19, Jeff Blue vs. Valparaiso, 1/4/64  
 19, Ed Schilling vs. St. Joseph's, 1/11/67  
 19, Dave Bennett vs. Valparaiso, 2/11/70

### Assists (Since 1970)

15, Thomas Jackson vs. Detroit, 3/7/00  
 14, Billy Shepherd vs. Evansville, 2/14/70  
 14, Billy Shepherd vs. Earlham, 2/11/70  
 13, Travis Trice vs. Mercer, 2/21/94  
 13, Billy Shepherd vs. Evansville, 2/12/72  
 13, Billy Shepherd vs. Illinois, 12/1/70  
 12, Mike Green vs. Notre Dame, 11/13/06  
 11, Thomas Jackson vs. Evansville, 12/8/01  
 11, Darrin Fitzgerald vs. Ball St., 12/29/84  
 11, Billy Shepherd vs. Indiana St., 2/5/72  
 11, Tim Bowen vs. Indiana St., 11/26/90  
 11, Tim Bowen vs. Dayton, 2/21/91  
 11, Travis Trice vs. Wright St., 2/23/95  
 11, Jeff Rogers vs. Northern Ill., 1/23/97

### Three-Point Field Goals

12, Darrin Fitzgerald vs. Detroit, 2/9/87  
 10, Darrin Fitzgerald vs. Loyola, 1/10/87  
 9, Darrin Fitzgerald vs. Evansville, 1/17/87  
 8, Darnell Archey vs. Louisville, 3/23/03  
 8, Pete Campbell vs. Detroit, 3/1/08  
 8, Pete Campbell vs. So. Alabama, 3/21/08  
 8, A. J. Graves vs. Notre Dame, 11/13/06  
 8, Pete Campbell vs. Cleveland St., 2/8/07  
 8, Darrin Fitzgerald vs. St. Louis, 2/16/87  
 8, Jody Littrell vs. Miami (Ohio), 2/27/89  
 8, Jody Littrell vs. Loyola, 2/16/89  
 7, 16 times by nine different players

### Points

770, Darin Archbold, 1991-92  
 734, Darrin Fitzgerald, 1986-87  
 724, Billy Shepherd, 1969-70  
 674, Chad Tucker, 1987-88  
 633, Darin Archbold, 1990-91  
 623, Billy Shepherd, 1970-71  
 614, Tim McRoberts, 1983-84  
 609, Chad Tucker, 1985-86  
 609, Shelvin Mack, 2010-11  
 608, Matt Howard, 2010-11

### Rebounds

354, Daryl Mason, 1972-73  
 337, Kameron Woods, 2014-15  
 336, Jeff Blue, 1961-62  
 319, Ed Schilling, 1965-66  
 318, Daryl Mason, 1973-74  
 313, Jeff Blue, 1963-64  
 305, Gordon Hayward, 2009-10  
 304, Jeff Blue, 1962-63  
 289, Daryl Mason, 1971-72  
 285, Matt Howard, 2010-11

### Assists (Since 1970)

193, Ronald Nored, 2011-12  
 172, Mike Green, 2007-08  
 168, Tim Bowen, 1990-91  
 163, Thomas Jackson, 1999-00  
 162, Jeff Rogers, 1996-97  
 145, Thomas Jackson, 2001-02  
 144, Mike Green, 2006-07  
 143, Jeff Rogers, 1997-98  
 140, Mike Monserez, 2003-04  
 140, Travis Trice, 1994-95

### Steals

74, Thomas Jackson, 2001-02  
 74, Alex Barlow, 2014-15  
 69, Darren Fowlkes, 1986-87  
 67, Ronald Nored, 2009-10  
 66, Ronald Nored, 2011-12  
 61, Alex Barlow, 2013-14  
 61, Tim Bowen, 1990-91  
 54, A. J. Graves, 2007-08  
 52, Shelvin Mack, 2009-10  
 52, Rylan Hainje, 2001-02  
 51, A. J. Graves, 2006-07  
 51, Mike Marshall, 1998-99

### Blocked Shots

64, Rolf van Rijn, 1997-98  
 64, Rolf van Rijn, 1996-97  
 50, Brandon Polk, 2005-06  
 48, Matt Howard, 2008-09  
 48, Rolf van Rijn, 1995-96  
 40, Joel Cornette, 2000-01  
 40, J. P. Brens, 1990-91  
 39, Kameron Woods, 2011-12  
 37, Matt Howard, 2007-08  
 37, Joel Cornette, 2001-02

## INDIVIDUAL SINGLE SEASON

### Field Goals

287, Billy Shepherd, 1969-70  
 251, Chad Tucker, 1987-88  
 250, Darin Archbold, 1991-92  
 250, Darin Archbold, 1986-87  
 240, Chad Tucker, 1984-85  
 235, Chad Tucker, 1985-86  
 232, Brandon Polk, 2005-06  
 228, Tim McRoberts, 1983-84  
 228, Dave Sanders, 1964-65  
 226, Billy Shepherd, 1970-71

### Three-Point Field Goals

158, Darrin Fitzgerald, 1986-87  
 115, Rotnei Clarke, 2012-13  
 113, Bruce Horan, 2005-06  
 107, Jody Littrell, 1988-89  
 102, Pete Campbell, 2007-08  
 98, A. J. Graves, 2006-07  
 96, Bruce Horan, 2003-04  
 95, A. J. Graves, 2007-08  
 87, Shelvin Mack, 2010-11  
 84, Bruce Horan, 2004-05

### Free Throws

196, Mike Green, 2006-07  
 189, Darin Archbold, 1991-92  
 187, Darin Archbold, 1990-91  
 182, Mike Green, 2007-08  
 179, Matt Howard, 2010-11  
 179, Gordon Hayward, 2009-10  
 178, Matt Howard, 2009-10  
 177, Matt Howard, 2008-09  
 171, Billy Shepherd, 1970-71  
 160, Bobby Plump, 1956-57

### Scoring Average

27.8, Billy Shepherd, 1969-70  
 26.2, Darrin Fitzgerald, 1986-87  
 24.8, Darin Archbold, 1991-92  
 24.1, Chad Tucker, 1987-88  
 24.0, Billy Shepherd, 1970-71  
 21.9, Tim McRoberts, 1983-84  
 21.8, Darin Archbold, 1990-91  
 21.8, Chad Tucker, 1984-85  
 21.2, Ted Guzek, 1956-57  
 20.7, Ed Schilling, 1965-66

### Field Goal Pct. (Min. 100 Att.)


.657, Duane Lightfoot, 2002-03  
 .654, Greg Jones, 1982-83  
 .623, Chad Tucker, 1983-84  
 .610, Rolf van Rijn, 1994-95  
 .607, John Karaffa, 1987-88  
 .604, Rolf van Rijn, 1997-98  
 .601, Rolf van Rijn, 1995-96  
 .601, Tony Warren, 1979-80  
 .593, Andrew Smith, 2010-11  
 .589, Brandon Polk, 2004-05

### Free Throw Pct. (Min. 2.0 made pg)

.973, Darnell Archey, 2002-03  
 .948, A. J. Graves, 2006-07  
 .919, A. J. Graves, 2004-05  
 .912, Darin Archbold, 1990-91  
 .909, Tom Orner, 1978-79  
 .908, Andrew Graves, 1999-00  
 .895, Steve Norris, 1963-74  
 .889, A. J. Graves, 2007-08  
 .886, Rotnei Clarke, 2012-13  
 .885, Bill Brown, 1965-66

### Rebound Average

13.6, Daryl Mason, 1972-73  
 12.3, Ed Schilling, 1965-66  
 12.2, Daryl Mason, 1973-74  
 12.0, Jeff Blue, 1963-64  
 12.0, Jeff Blue, 1961-62  
 11.7, Jeff Blue, 1962-63  
 11.1, Daryl Mason, 1971-72  
 10.7, Dave Bennett, 1969-70  
 10.3, Garry Hoyt, 1969-69  
 9.9, Kameron Woods, 2014-15  
 9.8, Mike Miller, 1978-79  
 9.8, Ken Pennington, 1959-60



Thomas Jackson set a Butler single-game assist record with 15 against Detroit in the 2000 MCC Tournament.



# Butler Records

## INDIVIDUAL CAREER

### Points

2,321, Chad Tucker, 1983-88  
 2,019, Darrin Fitzgerald, 1983-87  
 1,939, Matt Howard, 2007-11  
 1,807, A. J. Graves, 2004-08  
 1,798, Lynn Mitchem, 1979-83  
 1,744, Darin Archbold, 1988-92  
 1,733, Billy Shepherd, 1969-72  
 1,607, Jermaine Guice, 1990-94  
 1,543, Darren Fowlkes, 1985-89  
 1,531, Wayne Burris, 1973-77

### Rebounds

961, Daryl Mason, 1971-74  
 956, Kameron Woods, 2011-15  
 953, Jeff Blue, 1961-64  
 884, Matt Howard, 2007-11  
 748, Darren Fowlkes, 1985-89  
 742, Lynn Mitchem, 1979-83  
 722, Mike Marshall, 1996-00  
 719, Jon Neuhouser, 1994-98  
 712, Joel Cornette, 1999-2003  
 689, Chad Tucker, 1983-88  
 675, Ken Pennington, 1957-60

### Assists (Since 1970)

540, Thomas Jackson, 1998-2002  
 497, Ronald Nored, 2008-12  
 471, Tim Bowen, 1989-93  
 457, Jeff Rogers, 1994-98  
 411, Darrin Fitzgerald, 1983-87  
 357, Shelvin Mack, 2008-11  
 323, Avery Sheets, 2002-06

### Assists (Continued)

316, Mike Green, 2006-08  
 316, A. J. Graves, 2004-08  
 310, Mike Monserez, 2001-04  
 310, Roosevelt Jones, 2011-present  
 305, Brandon Miller, 2000-03

### Steals

207, Thomas Jackson, 1998-2002  
 207, Ronald Nored, 2008-12  
 187, Alex Barlow, 2011-15  
 183, A. J. Graves, 2004-08  
 176, Darren Fowlkes, 1985-89  
 156, Darren Fitzgerald, 1983-87  
 153, Rylan Hainje, 1998-2002  
 128, Joel Cornette, 1999-2003  
 122, Brandon Miller, 2000-03  
 122, Mike Marshall, 1996-2000

### Blocked Shots

203, Rolf van Rijn, 1994-98  
 144, Joel Cornette, 1999-2003  
 131, Matt Howard, 2007-11  
 125, Kameron Woods, 2011-15  
 100, J. P. Brens, 1989-93  
 82, Darren Fowlkes, 1985-89  
 76, Mike Miller, 1978-81  
 73, Brandon Polk, 2004-06  
 72, Tim Haseley, 1981-85  
 65, Andrew Smith, 2009-13

### Field Goals Made

912, Chad Tucker, 1983-88  
 801, Darrin Fitzgerald, 1983-87  
 721, Lynn Mitchem, 1979-83  
 664, Billy Shepherd, 1969-72  
 632, Wayne Burris, 1973-77  
 606, Matt Howard, 2007-11  
 576, Jon Neuhouser, 1994-98  
 574, Tom Bowman, 1960-63  
 571, A. J. Graves, 2004-08  
 565, Darin Archbold, 1988-92

### Field Goal Pct. (100 made)

.594, Duane Lightfoot, 2000-04  
 .589, Rolf van Rijn, 1994-98  
 .581, Brandon Polk, 2004-06  
 .575, Greg Jones, 1981-83  
 .563, Doug Winger, 1965-68  
 .544, Joel Cornette, 1999-2003  
 .543, Rodney Hayward, 1987-90  
 .542, Khyle Marshall, 2010-14  
 .540, Drew Streicher, 2004-08  
 .539, Chad Tucker, 1983-88

### Three-Point Field Goals

314, Bruce Horan, 2002-06  
 303, A. J. Graves, 2004-08  
 217, Darnell Archey, 1999-2003  
 216, Shelvin Mack, 2008-11  
 212, Kellen Dunham, 2012-present  
 189, Brandon Miller, 2000-03  
 184, Avery Sheets, 2002-06  
 183, Pete Campbell, 2006-08  
 181, Jody Littrell, 1986-90

### Three-Point Field Goals (Continued)

175, Matthew Graves, 1993-98  
 174, Jermaine Guice, 1990-94

### Three-Point Field Goal Pct. (50 made)

.483, Pete Campbell, 2006-08  
 .465, Darin Archbold, 1988-92  
 .455, Jody Littrell, 1986-90  
 .448, Gordon Hayward, 2008-  
 .444, Thad Matta, 1987-90  
 .443, Darnell Archey, 1999-2003  
 .437, Darrin Fitzgerald, 1986-87  
 .408, Rotnei Clarke, 2012-13  
 .406, Bruce Horan, 2002-06  
 .396, Rylan Hainje, 1998-2002

### Free Throws Made

669, Matt Howard, 2007-11  
 475, Bobby Plump, 1954-58  
 468, Chad Tucker, 1983-88  
 462, Darin Archbold, 1988-92  
 405, Billy Shepherd, 1969-72  
 396, Darren Fowlkes, 1985-89  
 390, Jeff Blue, 1961-64  
 378, Mike Green, 2006-08  
 363, Jermaine Guice, 1990-94  
 362, A. J. Graves, 2004-08

### Free Throw Percentage (100 made)

.951, Darnell Archey, 1999-2003  
 .900, A. J. Graves, 2004-08  
 .864, Darin Archbold, 1988-92  
 .848, Tom Orner, 1975-79  
 .846, Matthew Graves, 1993-98  
 .839, Kellen Dunham, 2012-  
 .835, Mike Monserez, 2001-04  
 .832, Bobby Plump, 1954-58  
 .830, Avery Sheets, 2002-06  
 .827, Chad Tucker, 1983-88  
 .824, Gordon Hayward, 2008-10

### Scoring Average

24.1, Billy Shepherd, 1969-72  
 19.8, Chad Tucker, 1983-88  
 18.8, Oscar Evans, 1970-72  
 18.1, Darin Archbold, 1988-92  
 17.9, Darrin Fitzgerald, 1983-87  
 17.4, Jeff Blue, 1961-64  
 16.7, Tom Bowman, 1960-63  
 16.5, Lynn Mitchem, 1979-83  
 16.1, Bobby Plump, 1954-58  
 16.1, Ed Schilling, 1964-67

## TEAM SINGLE SEASON

### WINS

Year	Coach	Wins
2009-10	Brad Stevens	33
2007-08	Brad Stevens	30
2006-07	Todd Lickliter	29
2010-11	Brad Stevens	28
2012-13	Brad Stevens	27
2002-03	Todd Lickliter	27
2008-09	Brad Stevens	26
2001-02	Todd Lickliter	26
2000-01	Thad Matta	24
1921-22	Harlan O. Page	24
2014-15	Chris Holtmann	23
1999-00	Barry Collier	23
1996-97	Barry Collier	23
2011-12	Brad Stevens	22
1998-99	Barry Collier	22
1997-98	Barry Collier	22
1961-62	Tony Hinkle	22
1991-92	Barry Collier	21
1924-25	Harlan O. Page	20
2005-06	Todd Lickliter	20

### WINNING STREAKS


Year	Coach	Streak
2009-10	Brad Stevens	25
1999-00	Barry Collier	15
2010-11	Brad Stevens	14
2012-13	Brad Stevens	13
2001-02	Todd Lickliter	13
1961-62	Tony Hinkle	13
2008-09	Brad Stevens	11
1998-99	Barry Collier	11
2006-07	Todd Lickliter	10
2002-03	Todd Lickliter	10
1930-31	Tony Hinkle	10
1927-28	Tony Hinkle	10

### SCORING AVERAGE

Year	Games	Avg.
1969-70	26	89.0
1970-71	26	88.5
1990-91	29	84.1
1965-66	26	81.5
1991-92	31	80.7
1964-65	26	80.2
1957-58	26	79.1
1971-72	26	77.8
1959-60	26	77.4
1968-69	26	76.0
1979-80	27	76.0

### REBOUNDING AVERAGE

Year	Games	Avg.
1972-73	26	49.7
1970-71	26	48.1
1971-72	26	47.5
1958-59	28	45.1
1973-74	26	44.4
1969-70	26	44.4
1965-66	26	44.4
1961-62	28	44.4
1959-60	26	43.9
1960-61	26	43.3



Darryl Mason set Butler's single-game, single-season and career rebounding records during his three seasons with the Bulldogs.

# NCAA Record



## Darnell Archey 85 Consecutive Free Throws Made 2001-03

Butler's Darnell Archey established an NCAA Division I record by hitting 85 consecutive free throws over three seasons. His streak began at Hinkle Fieldhouse on Feb. 15, 2001, and ended in the Fieldhouse on Jan. 18, 2003. Archey, who did not miss a free throw during the entire 2001-02 season, tied the previous NCAA record of 73 consecutive free throws (set by Gary Buchanan of Villanova, 2000-01) in the championship game of the Rainbow Classic in Hawaii, and then he broke the record with his first free throw at UIC on Jan. 4, 2003. Archey's record streak came to an end with 3:42 remaining in Butler's home victory over Youngstown State on Jan. 18, 2003.



### Darnell Archey's Record Free Throw Streak Feb. 15, 2001 - Jan. 18, 2003

Date	Opponent	FT's
2/15/01	UW-Milwaukee	2-2
2/17/01	UW-Green Bay	1-1
2/22/01	at Loyola	2-2
2/24/01	at UIC	5-5
3/6/01	Detroit*	2-2
3/16/01	Wake Forest#	4-4
3/18/01	Arizona#	2-2
12/3/01	at Lipscomb	3-3
12/17/01	at Mount St. Mary's	2-2
12/28/01	Samford+	4-4
12/29/01	Indiana+	2-2
1/17/02	UW-Green Bay	1-1
1/23/02	Loyola	2-2
2/9/02	Cleveland State	2-2
2/23/02	UIC	3-3
3/14/02	Bowling Green&	4-4
12/5/02	at Indiana State	8-8
12/7/02	at Evansville	6-6
12/10/02	Bradley	7-7
12/21/02	St. Louis	2-2
12/28/02	Texas-Pan American%	2-2
12/29/02	Western Kentucky%	5-5
12/30/02	at Hawaii%	2-2
1/4/03	at UIC***	3-3
1/11/03	Detroit	6-6
1/16/03	at Wright State	2-2
1/18/03	Youngstown State	1-2

\*Horizon League Tournament, Dayton, Ohio.

#NCAA Tournament, Kansas City, Mo.

+Hoosier Classic, Indianapolis, Ind.

&NIT, Indianapolis, Ind.

%Rainbow Classic, Honolulu, Hawaii

\*\*\*Broke previous NCAA Record of 73 consecutive free throws.

### STREAK FACTS

**Span of Streak:** 24 months  
**Total Games in Streak:** 57  
**Free Throws at Home:** 31  
**Free Throws Away:** 33  
**Free Throws at Neutral Sites:** 21  
**Number of opponents:** 22  
**Most free throws vs. one opponent:** 11 vs. Detroit  
**Number of arenas:** 11  
**Free Throws By Arena:**  
 Hinkle Fieldhouse: 31  
 Stan Sheriff Center: 9  
 UIC Pavilion: 8  
 Hulman Center: 8  
 Conesco Fieldhouse: 6  
 Kemper Arena: 6  
 Roberts Stadium: 6  
 Nutter Center: 4  
 Lipscomb Arena: 3  
 Joseph J. Gentile Center: 2  
 Knott Arena: 2

### A. J. Graves Fourth On NCAA All-Time Free Throw Streak List

Butler's A. J. Graves had a streak of 63 consecutive free throws made during the 2006-07 season. That streak ranks as the third-longest single season streak and fourth-longest all-time streak in NCAA Division I history. Graves began the 2006-07 campaign by hitting 91 of his first 92 free throw attempts!





# 1,000-Point Club

## 1. - 2,321, Chad Tucker, 1983-88

Year	G	FGM	FGA	PCT.	3FG	3FA	PCT.	FTM	FTA	PCT.	PTS.	AVG.
1983-84	28	157	252	.623	0	0	.000	61	79	.772	375	13.4
1984-85	29	240	464	.517	0	0	.000	93	113	.823	573	19.8
1985-86	28	235	414	.568	0	0	.000	139	167	.832	609	21.8
1986-87	4	29	61	.475	4	10	.400	28	38	.737	90	22.5
1987-88	28	251	502	.500	25	65	.385	147	169	.870	674	24.1
Career	117	912	1693	.539	29	75	.387	468	566	.827	2321	19.8

## 2. - 2,019, Darrin Fitzgerald, 1983-87

Year	G	FGM	FGA	PCT.	3FG	3FA	PCT.	FTM	FTA	PCT.	PTS.	AVG.
1983-84	28	162	316	.513	0	0	.000	53	68	.779	377	13.5
1984-85	29	195	403	.484	0	0	.000	65	76	.855	455	15.7
1985-86	28	194	435	.446	0	0	.000	65	78	.833	453	16.2
1986-87	28	250	568	.440	158	362	.437	76	98	.776	734	26.2
Career	113	801	1722	.465	158	362	.437	259	320	.809	2019	17.9

## 3. - 1,939, Matt Howard, 2007-11

Year	G	FGM	FGA	PCT.	3FG	3FA	PCT.	FTM	FTA	PCT.	PTS.	AVG.
2007-08	34	141	242	.583	0	0	.000	135	173	.780	417	12.3
2008-09	32	148	269	.550	2	9	.222	177	229	.773	475	14.8
2009-10	38	129	268	.481	3	11	.273	178	227	.784	439	11.6
2010-11	37	188	399	.471	53	133	.398	179	226	.792	608	16.4
Career	141	606	1178	.514	58	153	.379	669	855	.782	1939	13.8

## 4. - 1,807, A. J. Graves, 2004-08

Year	G	FGM	FGA	PCT.	3FG	3FA	PCT.	FTM	FTA	PCT.	PTS.	AVG.
2004-05	28	101	244	.414	42	123	.341	68	74	.919	312	11.1
2005-06	33	148	369	.401	68	183	.372	77	94	.819	441	13.4
2006-07	35	174	464	.375	98	277	.354	145	153	.948	591	16.9
2007-08	34	148	395	.375	95	281	.338	72	81	.889	463	13.6
Career	130	571	1472	.388	303	864	.351	362	402	.900	1807	13.9

## 5. - 1,798, Lynn Mitchem, 1979-83

Year	G	FGM	FGA	PCT.	3FG	3FA	PCT.	FTM	FTA	PCT.	PTS.	AVG.
1979-80	27	143	263	.544	0	0	.000	68	97	.701	354	13.1
1980-81	27	182	327	.557	0	0	.000	87	110	.791	451	16.7
1981-82	27	212	385	.551	0	0	.000	111	148	.750	535	19.8
1982-83	28	184	374	.492	0	0	.000	90	118	.763	458	16.4
Career	109	721	1349	.534	0	0	.000	356	473	.753	1798	16.5

## 6. - 1,744, Darin Archbold, 1988-92

Year	G	FGM	FGA	PCT.	3FG	3FA	PCT.	FTM	FTA	PCT.	PTS.	AVG.
1988-89	8	0	7	.000	0	0	.000	7	8	.875	7	0.9
1989-90	28	118	230	.513	19	42	.452	79	93	.849	334	11.9
1990-91	29	197	399	.494	52	113	.460	187	205	.912	633	21.8
1991-92	31	250	510	.490	81	172	.471	189	229	.825	770	24.8
Career	93	565	1146	.493	152	327	.465	462	535	.863	1744	18.8

## 7. - 1,733, Billy Shepherd, 1969-72

Year	G	FGM	FGA	PCT.	3FG	3FA	PCT.	FTM	FTA	PCT.	PTS.	AVG.
1969-70	26	287	652	.440	0	0	.000	150	200	.750	724	27.8
1970-71	26	226	579	.390	0	0	.000	171	222	.770	623	24.0
1971-72	20	151	382	.395	0	0	.000	84	107	.785	386	19.3
Career	66	664	1613	.412	0	0	.000	405	529	.766	1733	26.3

## 8. - 1,607, Jermaine Guice, 1990-94

Year	G	FGM	FGA	PCT.	3FG	3FA	PCT.	FTM	FTA	PCT.	PTS.	AVG.
1990-91	29	97	238	.408	51	138	.370	54	75	.720	299	10.3
1991-92	24	103	228	.452	42	116	.362	49	76	.645	297	12.4
1992-93	28	167	374	.447	43	140	.307	106	139	.763	483	17.3
1993-94	29	168	346	.486	38	102	.380	154	199	.774	528	18.2
Career	110	535	1186	.451	174	496	.351	363	489	.742	1607	14.6

## 9. - 1,543, Darren Fowlkes, 1985-89

Year	G	FGM	FGA	PCT.	3FG	3FA	PCT.	FTM	FTA	PCT.	PTS.	AVG.
1985-86	27	39	92	.424	0	0	.000	16	28	.571	94	3.5
1986-87	28	166	313	.530	0	1	.000	105	148	.710	437	15.6
1987-88	28	172	379	.454	20	51	.392	122	159	.767	486	17.4
1988-89	28	179	381	.470	15	49	.306	153	217	.705	526	18.8
Career	111	556	1165	.477	35	101	.347	396	552	.717	1543	13.9

## 10. - 1,531, Wayne Burris, 1973-77


Year	G	FGM	FGA	PCT.	3FG	3FA	PCT.	FTM	FTA	PCT.	PTS.	AVG.
1973-74	26	129	303	.426	0	0	.000	46	67	.686	304	11.7
1974-75	26	139	334	.416	0	0	.000	64	83	.771	342	13.2
1975-76	27	194	420	.461	0	0	.000	82	106	.773	470	17.4
1976-77	27	170	381	.446	0	0	.000	75	101	.742	415	15.3
Career	106	632	1438	.439	0	0	.000	267	357	.748	1531	14.4

## 11. - 1,527, Shelvin Mack, 2008-11


Year	G	FGM	FGA	PCT.	3FG	3FA	PCT.	FTM	FTA	PCT.	PTS.	AVG.
2008-09	32	122	312	.391	57	175	.326	81	107	.757	382	11.9
2009-10	38	192	423	.454	72	184	.391	80	109	.734	536	14.1
2010-11	38	201	493	.408	87	246	.354	120	156	.769	609	16.0
Career	108	515	1228	.419	216	605	.357	281	372	.755	1527	14.1

## 12. - 1,485, Jon Neuhouser, 1994-98


Year	G	FGM	FGA	PCT.	3FG	3FA	PCT.	FTM	FTA	PCT.	PTS.	AVG.
1994-95	27	89	170	.524	0	0	.000	44	73	.603	222	8.2
1995-96	27	127	236	.538	11	26	.423	76	111	.685	341	12.6
1996-97	33	193	405	.477	40	105	.381	79	128	.617	505	15.3
1997-98	33	167	330	.506	35	87	.402	48	83	.578	417	12.6
Career	120	576	1141	.505	86	218	.394	247	395	.625	1485	12.4



Chad Tucker, Butler's all-time leading scorer, shot better than 50% from the field in each full season he played.



Jermaine Guice helped lead Butler to NIT appearances in 1991 and 1992.



Jon Neuhouser led the Bulldogs in scoring for three straight seasons.

# 1,000-Point Club



### 13. - 1,439, Bobby Plump, 1954-58

Year	G	FGM	FGA	PCT.	3FG	3FA	PCT.	FTM	FTA	PCT.	PTS.	AVG.
1954-55	15	58	161	.358	0	0	.000	73	95	.768	189	12.6
1955-56	22	88	235	.375	0	0	.000	94	114	.825	270	12.3
1956-57	25	155	344	.451	0	0	.000	160	186	.860	470	18.8
1957-58	26	180	371	.485	0	0	.000	150	179	.838	510	19.6
Career	88	481	1111	.433	0	0	.000	477	574	.831	1439	16.4

### 14. - 1,411, Kellen Dunham, 2012-

Year	G	FGM	FGA	PCT.	3FG	3FA	PCT.	FTM	FTA	PCT.	PTS.	AVG.
2012-13	36	97	259	.375	57	165	.345	91	105	.867	342	9.5
2013-14	31	164	420	.390	78	220	.355	102	127	.803	508	16.4
2014-15	34	171	399	.429	77	188	.410	142	167	.850	561	16.5
Career	101	432	1078	.401	212	573	.370	335	399	.840	1411	14.0

### 15. - 1,400, Keith Greve, 1951-54, 1957-58

Year	G	FGM	FGA	PCT.	3FG	3FA	PCT.	FTM	FTA	PCT.	PTS.	AVG.
1951-52	24	80	229	.349	0	0	.000	55	81	.679	215	9.1
1952-53	23	147	404	.364	0	0	.000	100	134	.746	394	17.1
1953-54	25	161	459	.350	0	0	.000	105	146	.713	427	17.2
1957-58	26	140	309	.453	0	0	.000	84	106	.792	364	14.0
Career	98	528	1401	.376	0	0	.000	344	467	.737	1400	14.3

### 16. - 1,392, Jeff Blue, 1961-64

Year	G	FGM	FGA	PCT.	3FG	3FA	PCT.	FTM	FTA	PCT.	PTS.	AVG.
1961-62	28	165	327	.505	0	0	.000	117	190	.616	447	15.9
1962-63	26	163	316	.516	0	0	.000	135	203	.665	461	17.7
1963-64	26	173	343	.504	0	0	.000	138	228	.605	484	18.6
Career	80	501	986	.508	0	0	.000	390	621	.628	1392	17.4

### 17. - 1,388, Rylan Hainje, 1998-2002

Year	G	FGM	FGA	PCT.	3FG	3FA	PCT.	FTM	FTA	PCT.	PTS.	AVG.
1998-99	32	95	193	.492	1	10	.100	70	111	.631	261	8.2
1999-00	31	112	229	.489	6	12	.500	61	108	.565	291	9.4
2000-01	32	127	250	.508	21	51	.412	74	117	.632	349	10.9
2001-02	32	161	325	.495	44	109	.404	121	169	.716	487	15.2
Career	127	495	997	.496	72	182	.396	326	505	.646	1388	10.9

### 18. - 1,373, Khyle Marshall, 2010-14

Year	G	FGM	FGA	PCT.	3FG	3FA	PCT.	FTM	FTA	PCT.	PTS.	AVG.
2010-11	38	90	176	.511	0	2	.000	40	76	.526	220	5.8
2011-12	35	140	253	.553	1	6	.167	63	114	.553	344	9.8
2012-13	36	146	258	.566	0	1	.000	54	94	.574	346	9.6
2013-14	31	196	368	.533	1	10	.100	70	153	.458	463	14.9
Career	140	572	1055	.542	2	19	.105	227	437	.519	1373	9.8

### 19-T. - 1,334, Thomas Jackson, 1998-2002

Year	G	FGM	FGA	PCT.	3FG	3FA	PCT.	FTM	FTA	PCT.	PTS.	AVG.
1998-99	32	59	156	.378	13	47	.277	70	98	.714	201	6.3
1999-00	31	103	249	.414	13	50	.260	63	79	.797	282	9.1
2000-01	32	126	295	.427	40	102	.392	123	160	.769	415	13.0
2001-02	32	160	340	.471	40	132	.303	76	102	.745	436	13.6
Career	127	448	1040	.431	106	331	.320	332	439	.756	1334	10.5

### 19-T. - 1,334, Tom Bowman, 1960-63

Year	G	FGM	FGA	PCT.	3FG	3FA	PCT.	FTM	FTA	PCT.	PTS.	AVG.
1960-61	26	173	346	.500	0	0	.000	46	72	.639	392	15.1
1961-62	28	218	459	.475	0	0	.000	79	102	.774	515	18.4
1962-63	26	183	394	.464	0	0	.000	61	72	.847	427	16.4
Career	80	574	1199	.479	0	0	.000	186	246	.756	1334	16.7

### 21. - 1,311, Ted Guzek, 1954-58

Year	G	FGM	FGA	PCT.	3FG	3FA	PCT.	FTM	FTA	PCT.	PTS.	AVG.
1954-55	24	55	142	.387	0	0	.000	49	87	.568	159	6.6
1955-56	22	127	285	.446	0	0	.000	116	167	.695	370	16.8
1956-57	25	189	426	.444	0	0	.000	153	210	.729	531	21.2
1957-58	21	89	164	.540	0	0	.000	73	103	.709	251	11.9
Career	92	460	1017	.452	0	0	.000	391	567	.690	1311	14.3

### 22. - 1,248, Ralph "Buckshot" O'Brien, 1946-50

Year	G	FGM	FGA	PCT.	3FG	3FA	PCT.	FTM	FTA	PCT.	PTS.	AVG.
1946-47	23	90	90	.900	0	0	.000	33	51	.647	213	9.3
1947-48	21	104	290	.358	0	0	.000	43	59	.728	251	12.0
1948-49	23	151	368	.410	0	0	.000	62	79	.785	364	15.9
1949-50	23	167	445	.375	0	0	.000	86	108	.796	420	18.3
Career	90	512	1173	.437	0	0	.000	224	297	.754	1248	13.9

### 23. - 1,243, Gerry Williams, 1960-63


Year	G	FGM	FGA	PCT.	3FG	3FA	PCT.	FTM	FTA	PCT.	PTS.	AVG.
1960-61	26	164	404	.406	0	0	.000	102	137	.745	430	16.5
1961-62	28	183	415	.441	0	0	.000	81	115	.705	447	15.9
1962-63	26	148	359	.412	0	0	.000	70	92	.761	366	14.1
Career	80	495	1178	.420	0	0	.000	253	344	.735	1243	15.5

### 24. - 1,220, Tony Warren, 1979-83


Year	G	FGM	FGA	PCT.	3FG	3FA	PCT.	FTM	FTA	PCT.	PTS.	AVG.
1979-80	27	203	338	.601	0	0	.000	70	102	.686	476	17.6
1980-81	23	133	286	.465	0	0	.000	52	75	.693	318	13.8
1981-82	23	67	179	.374	0	0	.000	38	57	.667	172	7.5
1982-83	25	96	216	.444	0	0	.000	62	83	.747	254	10.2
Career	98	499	1019	.490	0	0	.000	222	317	.700	1220	12.4

### 25. - 1,208, Tim McRoberts, 1980-84


Year	G	FGM	FGA	PCT.	3FG	3FA	PCT.	FTM	FTA	PCT.	PTS.	AVG.
1980-81	27	61	140	.436	0	0	.000	20	43	.465	142	5.3
1981-82	21	39	91	.429	0	0	.000	8	20	.400	86	4.1
1982-83	28	147	294	.500	0	0	.000	72	104	.692	366	13.1
1983-84	28	228	466	.489	0	0	.000	158	216	.731	614	21.9
Career	104	475	991	.479	0	0	.000	258	383	.674	1208	11.6



Jeff Blue led the Bulldogs in rebounding for three straight seasons and finished his career as Butler's second all-time leading rebounder.




Thomas Jackson became the first player in Butler history to record 1,000 points and 500 assists.




Tim McRoberts is one of just four Butler players to average more than 20 points for a season since 1973.




# 1,000-Point Club



Chris Miskel became Butler's first basketball Academic All-American in 1995.



Tom Orner was the Indiana Collegiate Conference Player of the Year in 1978.



Joel Cornette stands sixth on Butler's all-time list for field goal shooting (.544).

26. - 1,170, Chris Miskel, 1992-96												
Year	G	FGM	FGA	PCT.	3FG	3FA	PCT.	FTM	FTA	PCT.	PTS.	AVG.
1992-93	28	62	131	.473	6	20	.300	15	34	.441	145	5.2
1993-94	29	159	310	.513	13	40	.325	69	105	.657	400	13.8
1994-95	24	126	280	.450	22	70	.314	60	125	.480	334	13.9
1995-96	27	115	246	.467	8	30	.267	53	96	.552	291	10.8
Career	108	462	967	.478	49	160	.306	197	360	.547	1170	10.8

27. - 1,147, Andrew Smith, 2009-13												
Year	G	FGM	FGA	PCT.	3FG	3FA	PCT.	FTM	FTA	PCT.	PTS.	AVG.
2009-10	24	8	22	.364	0	0	.000	8	16	.500	24	1.0
2010-11	38	124	209	.593	0	1	.000	76	113	.673	324	8.5
2011-12	37	146	278	.525	19	54	.352	92	143	.643	403	10.9
2012-13	35	131	264	.496	17	57	.298	117	163	.718	396	11.3
Career	134	409	773	.529	36	112	.321	292	435	.671	1147	8.6

28. - 1,134, Tom Orner, 1975-79												
Year	G	FGM	FGA	PCT.	3FG	3FA	PCT.	FTM	FTA	PCT.	PTS.	AVG.
1975-76	23	26	59	.440	0	0	.000	10	15	.666	62	2.6
1976-77	27	72	164	.439	0	0	.000	21	28	.750	165	6.1
1977-78	26	194	416	.466	0	0	.000	89	104	.856	477	18.4
1978-79	27	180	352	.511	0	0	.000	70	77	.909	430	15.9
Career	103	472	991	.476	0	0	.000	190	224	.848	1134	11.0

29. - 1,121, Brandon Miller, 2000-03												
Year	G	FGM	FGA	PCT.	3FG	3FA	PCT.	FTM	FTA	PCT.	PTS.	AVG.
2000-01	32	106	272	.390	68	170	.400	93	115	.809	373	11.7
2001-02	32	103	271	.380	64	176	.364	84	103	.816	354	11.1
2002-03	33	122	278	.439	57	138	.413	93	114	.816	394	11.9
Career	97	331	821	.403	189	484	.390	270	332	.813	1121	11.6

30. - 1,117, Ken Pennington, 1957-60												
Year	G	FGM	FGA	PCT.	3FG	3FA	PCT.	FTM	FTA	PCT.	PTS.	AVG.
1957-58	26	110	237	.464	0	0	.000	78	126	.619	298	11.4
1958-59	25	113	280	.404	0	0	.000	115	168	.684	341	13.7
1959-60	26	168	392	.429	0	0	.000	142	193	.736	478	18.4
Career	77	391	909	.430	0	0	.000	335	487	.688	1117	14.5

31. - 1,103, Dave Sanders, 1962-65												
Year	G	FGM	FGA	PCT.	3FG	3FA	PCT.	FTM	FTA	PCT.	PTS.	AVG.
1961-62	23	68	145	.469	0	0	.000	31	41	.754	167	7.3
1963-64	26	168	377	.446	0	0	.000	64	87	.736	400	15.4
1964-65	26	228	483	.472	0	0	.000	80	107	.748	536	20.6
Career	75	464	1005	.462	0	0	.000	175	235	.745	1103	14.7

32. - 1,100, Joel Cornette, 1999-2003												
Year	G	FGM	FGA	PCT.	3FG	3FA	PCT.	FTM	FTA	PCT.	PTS.	AVG.
1999-00	31	69	144	.479	0	0	.000	57	108	.528	195	6.3
2000-01	32	126	218	.578	0	0	.000	39	90	.422	290	9.1
2001-02	32	99	179	.553	0	0	.000	33	92	.359	231	7.2
2002-03	33	161	296	.544	0	1	.000	62	129	.481	384	11.6
Career	128	455	837	.544	0	1	.000	191	419	.456	1100	8.6

33. - 1,086, Avery Sheets, 2002-06												
Year	G	FGM	FGA	PCT.	3FG	3FA	PCT.	FTM	FTA	PCT.	PTS.	AVG.
2002-03	33	59	137	.431	31	79	.392	18	25	.720	167	5.1
2003-04	30	123	282	.436	48	131	.366	37	42	.881	331	11.0
2004-05	28	99	240	.413	43	125	.344	30	37	.811	271	9.7
2005-06	33	114	260	.438	62	153	.405	27	31	.871	317	9.6
Career	124	395	919	.430	184	488	.377	112	135	.830	1086	8.8

34. - 1,077, Roosevelt Jones, 2011-												
Year	G	FGM	FGA	PCT.	3FG	3FA	PCT.	FTM	FTA	PCT.	PTS.	AVG.
2011-12	36	112	246	.455	0	0	.000	55	110	.500	279	7.8
2012-13	36	143	295	.485	0	1	.000	79	143	.552	365	10.1
2014-15	34	168	399	.421	0	0	.000	97	160	.606	433	12.7
Career	106	423	940	.453	0	1	.000	231	413	.559	1077	10.2

35. - 1,028, Dave Bennett, 1968-71												
Year	G	FGM	FGA	PCT.	3FG	3FA	PCT.	FTM	FTA	PCT.	PTS.	AVG.
1968-69	21	101	214	.472	0	0	.000	39	62	.629	241	11.5
1969-70	26	169	333	.508	0	0	.000	89	144	.618	427	16.4
1970-71	22	149	282	.528	0	0	.000	62	95	.653	360	16.4
Career	69	419	829	.505	0	0	.000	190	301	.631	1028	14.9

36. - 1,023, J. P. Brens, 1989-93												
Year	G	FGM	FGA	PCT.	3FG	3FA	PCT.	FTM	FTA	PCT.	PTS.	AVG.
1989-90	28	103	198	.520	0	0	.000	101	144	.701	307	11.0
1990-91	29	111	230	.483	0	1	.000	111	163	.681	333	11.5
1991-92	31	99	171	.579	0	0	.000	95	163	.583	293	9.5
1992-93	13	32	68	.471	0	1	.000	26	49	.531	90	6.9
Career	101	345	667	.517	0	2	.000	333	519	.642	1023	10.1

37. - 1,018, Bruce Horan, 2002-06												
Year	G	FGM	FGA	PCT.	3FG	3FA	PCT.	FTM	FTA	PCT.	PTS.	AVG.
2002-03	31	21	54	.389	21	51	.412	2	4	.500	65	2.1
2003-04	30	101	258	.391	96	242	.397	20	24	.833	318	10.6
2004-05	28	88	211	.417	84	205	.410	14	18	.778	274	9.8
2005-06	33	116	285	.407	113	275	.411	16	17	.941	361	10.9
Career	122	326	808	.403	314	773	.406	52	63	.825	1018	8.3


# Individual Honors



## BUTLER MVP'S

1946-47	Charles Maas
1947-48	James Doyle
1948-49	"Buckshot" O'Brien
1949-50	"Buckshot" O'Brien
1950-51	Orvis Burdsall
1951-52	Orvis Burdsall
1952-53	Keith Greve
1953-54	Jim Crosley
1954-55	Don Holloway
1955-56	Dave Scheetz
1956-57	Bobby Plump
1957-58	Bobby Plump
1958-59	Bill Scott
1959-60	Ken Pennington
1960-61	Gerry Williams
1961-62	Tom Bowman
1962-63	Jeff Blue
1963-64	Jeff Blue
1964-65	Dave Sanders
1965-66	Larry Shade
1966-67	Doug Wininger
1967-68	Doug Wininger
1968-69	Steve Norris
1969-70	Steve Norris
1970-71	Oscar Evans
	Bill Shepherd
1971-72	Bill Shepherd
1972-73	Clarence Crain
1973-74	Daryl Mason
1974-75	John Dunn
1975-76	Wayne Burris
	Barry Collier
1976-77	Wayne Burris
1977-78	Tom Orner
1978-79	Tom Orner
1979-80	Gary Raker
	Tony Warren
1980-81	Lynn Mitchem
1981-82	Lynn Mitchem
1982-83	Lynn Mitchem
1983-84	Tim McRoberts
1984-85	Mike Burt
	Chad Tucker
1985-86	Chad Tucker
1986-87	Darrin Fitzgerald
1987-88	Chad Tucker
1988-89	Darren Fowlkes
1989-90	Rodney Haywood
1990-91	Darin Archbold
1991-92	Darin Archbold
1992-93	Jermaine Guice
1993-94	Jermaine Guice
1994-95	Travis Trice
1995-96	Chris Miskel
1996-97	Jon Neuhouser
1997-98	Matthew Graves
1998-99	Mike Marshall
1999-00	Mike Marshall
2000-01	LaVall Jordan
2001-02	Thomas Jackson
2002-03	Brandon Miller
	Joel Cornette
2003-04	Mike Monserez
2004-05	Brandon Polk
2005-06	Brandon Polk
2006-07	Brandon Crone
2007-08	Mike Green
	A. J. Graves
2008-15	None chosen

## Butler All-Americans



Bob Dietz was named captain of the College All-Star team in 1941, the same year that he earned All-America honors. Dietz later served as an assistant men's basketball coach at Butler for 20 years.

- 1923-24 (Helms)**  
Hugh "Wally" Middlesworth
- 1933-34 (Helms)**  
Frank Baird
- 1939-40 (Madison Square Garden)**  
Jerry Steiner
- 1940-41**  
Bob Dietz
- 1949-50 (Look Magazine)**  
Ralph "Buckshot" O'Brien  
Jimmy Doyle
- 1956-57 (Helms)**  
Ted Guzek
- 1970-71 (Sport Magazine)**  
Billy Shepherd
- 1984-85 (A.P. Honorable Mention)**  
Chad Tucker
- 2006-07 (A.P. Honorable Mention)**  
A. J. Graves
- 2007-08 (A.P. Honorable Mention)**  
Mike Green
- 2008-09 (A.P. Honorable Mention)**  
Matt Howard

## HILTON U. BROWN/MENTAL ATTITUDE AWARD

1956-57	Mark Peterman	1993-94	Danny Allen
1957-58	Keith Greve	1994-95	Marcel Kon
1958-59	Bill Scott	1995-96	Jason McKenzie
1959-60	Orville Bose	1996-97	Chad Cantor
1960-61	Larry Ramey	1997-98	Mike Marshall
1961-62	Dick Haslam	1998-99	Andy Hirschy
1962-63	Tom Bowman	1999-00	Andrew Graves
1963-64	Gregg Ferrin	2000-01	Thomas Jackson
1964-65	Ron Iwema	2001-02	Joel Cornette
1965-66	Larry Shade	2002-03	Rob Walls
1966-67	Jim Hohit	2003-04	Ryan Reynolds
1967-68	John Nell	2004-05	Brian Ligon
1968-69	Garry Hoyt	2005-06	Marcus Nellems
1969-70	Steve Norris	2006-07	Marcus Nellems
1970-71	Dave Bennett	2007-08	Drew Streicher
1971-72	Oscar Evans		Julian Betko
1972-73	Clarence Crain		Pete Campbell
1973-74	Marty Monserez	2008-15	None chosen
1974-75	Carl Lile		
1975-76	Bill Lynch		
1976-77	Bill Lynch		
1977-78	Don McGlocklin		
1978-79	Doug Mitchell		
1979-80	Frank Thomas		
1980-81	Steve Hutson		
1981-82	Claude Davis		
1982-83	Claude Davis		
1983-84	Tim McRoberts		
1984-85	Tim Haseley		
1985-86	Mark Beam		
1986-87	Mike Harper		
1987-88	Jody Littrell		
1988-89	Jody Littrell		
1989-90	Rick Donovan		
1990-91	John Shoup		
1991-92	Wade Gault		
1992-93	J. P. Brens		

### Cecil N. Coleman Medal of Honor

The Cecil N. Coleman Medal of Honor was presented by the Horizon League to one male and female student-athlete who best demonstrates outstanding achievement in academics, athletics and extra curricular activities. Six former Butler basketball players earned the prestigious conference honor:

- 1989-90** Jody Littrell
- 1995-96** Chris Miskel
- 1997-98** Jon Neuhouser
- 2002-03** Brandon Miller
- 2007-08** A. J. Graves
- 2010-11** Matt Howard

## ACADEMIC HONORS

- Academic All-America**
- 2014-15 Alex Barlow (2nd Team)
  - 2012-13 Andrew Smith (2nd team)
  - 2011-12 Ronald Nored (2nd team)
  - 2010-11 Matt Howard (1st team)\*
  - 2009-10 Matt Howard (1st team)
  - Gordon Hayward (3rd team)
  - 2008-09 Matt Howard (2nd team)
  - 2007-08 A. J. Graves (2nd team)
  - Drew Streicher (3rd team)
  - 2006-07 A. J. Graves (1st team)
  - 1994-95 Chris Miskel (3rd team)
- \*Academic All-American of the Year.

- Academic All-District V**
- 2014-15 Alex Barlow
  - 2013-14 Alex Barlow
  - 2012-13 Andrew Smith
  - 2011-12 Ronald Nored
  - 2010-11 Matt Howard
  - 2009-10 Matt Howard
  - Gordon Hayward
  - 2008-09 Matt Howard
  - 2007-08 A. J. Graves
  - Drew Streicher
  - 2006-07 A. J. Graves
  - Drew Streicher
  - 2002-03 Brandon Miller
  - 2001-02 Brandon Miller
  - 1998-99 Andy Hirschy
  - 1997-98 Matthew Graves
  - 1995-96 Chris Miskel
  - 1994-95 Chris Miskel
  - 1993-94 Chris Miskel
  - 1990-91 John Karaffa
  - 1988-89 Jody Littrell
  - 1987-88 Jody Littrell

- NCAA Post-Graduate Scholarship Winners**
- 1991 John Karaffa
  - 1977 Wayne Burris

- BIG EAST Scholar-Athlete of the Year**
- 2015 Alex Barlow
  - 2014 Alex Barlow

- Atlantic 10 Academic All-Conference**
- 2013 Andrew Smith

- Horizon League Academic All-Conference**
- 2012 Ronald Nored
  - 2011 Matt Howard, Ronald Nored, Zach Hahn
  - 2010 Matt Howard, Zach Hahn, Zach Hahn
  - 2009 Matt Howard, Zach Hahn
  - 2008 A. J. Graves, Julian Betko, Drew Streicher
  - 2007 A. J. Graves, Julian Betko, Drew Streicher
  - 2006 A. J. Graves, Julian Betko, Drew Streicher
  - 2005 Drew Streicher, Andy Grunst
  - 2003 Brandon Miller
  - 2002 Mike Monserez
  - 2001 Brandon Miller
  - 2000 Andrew Graves
  - 1999 Andy Hirschy
  - 1998 Matthew Graves
  - 1996 Andy Hirschy
  - 1995 Chris Miskel
  - 1994 Chris Miskel
  - 1991 John Karaffa
  - 1982 Claude Davis
  - 1981 Tim McRoberts
  - Claude Davis



# Individual Honors

## BUTLER'S LEAGUE LEADERS

### SCORING

*Midwestern Collegiate Conference/Horizon League*

1986-87	Darrin Fitzgerald	26.2
<i>Indiana Collegiate Conference</i>		
1977-78	Tom Orner	20.8
1970-71	Bill Shepherd	25.1
1955-56	Ted Guzek	20.5
1952-53	Keith Greve	20.3

### REBOUNDING

#### BIG EAST

2014-15	Kameron Woods	9.9
2013-14	Kameron Woods	9.0

*Indiana Collegiate Conference*

1972-73	Daryl Mason	15.8
1971-72	Daryl Mason	14.3

### ASSISTS

*Midwestern Collegiate Conference/Horizon League*

2007-08	Mike Green	5.06
1996-97	Jeff Rogers	5.2
1990-91	Tim Bowen	5.9

### ASSIST/TURNOVER RATIO

#### BIG EAST

2013-14	Alex Barlow	3.1
---------	-------------	-----

*Midwestern Collegiate Conference/Horizon League*

2011-12	Ronald Nored	1.9
2005-06	Avery Sheets	2.72
2004-05	Avery Sheets	2.33
2000-01	Thomas Jackson	1.71
1999-00	Thomas Jackson	1.96

### FIELD GOAL PERCENTAGE

*Midwestern Collegiate Conference/Horizon League*

2008-09	Matt Howard	.550
2005-06	Brandon Polk	.576
2004-05	Brandon Polk	.589
2002-03	Duane Lightfoot	.657
1998-99	Mike Marshall	.563
1997-98	Rolf van Rijn	.604
1986-87	Darren Fowlkes	.530
1983-84	Chad Tucker	.624
1982-83	Greg Jones	.654

### THREE-POINT FIELD GOALS

*Atlantic 10 Conference*

2012-13	Rotnei Clarke	3.5
---------	---------------	-----

*Midwestern Collegiate Conference/Horizon League*

2007-08	Pete Campbell	3.29
2005-06	Bruce Horan	3.42

### THREE-POINT FIELD GOAL PCT.

*Midwestern Collegiate Conference/Horizon League*

2006-07	Pete Campbell	.519
2004-05	Bruce Horan	.410
1999-00	Darnell Archey	.455
1988-89	Jody Littrell	.510

### FREE THROW PERCENTAGE

*Midwestern Collegiate Conference/Horizon League*

2006-07	A. J. Graves	.948
2004-05	A. J. Graves	.919
2003-04	Mike Monserez	.864
2002-03	Darnell Archey	.973
1999-00	Andrew Graves	.908
1997-98	Matthew Graves	.868
1995-96	Matthew Graves	.842
1994-95	Marcus Cowart	.840
1993-94	Jermaine Guice	.774
1990-91	Darin Archbold	.912
1985-86	Chad Tucker	.832

### BLOCKED SHOTS

*Midwestern Collegiate Conference/Horizon League*

2005-06	Brandon Polk	1.5
1997-98	Rolf van Rijn	1.9
1996-97	Rolf van Rijn	1.9
1995-96	Rolf van Rijn	1.8

### STEALS

*Midwestern Collegiate Conference/Horizon League*

2001-02	Thomas Jackson	2.3
2000-01	Thomas Jackson	1.5
1983-84	Darrin Fitzgerald	2.1

## BUTLER ALL-CONFERENCE PLAYERS

### Missouri Valley Conference

1932-33	Frank Baird (1st), Bert Davis (1st), Cy Proffit (2nd)
1933-34	Frank Baird (1st), Bert Davis (1st), Roscoe Batts (2nd), Gene Demmary (2nd)

### Mid-American Conference

1947-47	"Buckshot" O'Brien
1947-48	"Buckshot" O'Brien (1st)
1948-49	"Buckshot" O'Brien (1st), Jim Doyle (2nd)
1949-50	"Buckshot" O'Brien (1st), Jim Doyle (1st)

### Indiana Collegiate Conference

1950-51	Orvis Burdsall (1st)
1951-52	Jim Crosley (1st), Orvis Burdsall (2nd), Keith Greve (2nd), Ray Stewart (HM), Charles Englerth (HM)
1952-53	Keith Greve (1st), Jim Crosley (HM)
1953-54	Keith Greve (1st), Jim Crosley (1st)
1954-55	Bob Plump (HM), Wally Cox (HM), Dave Sheetz (HM)
1955-56	Ted Guzek (1st), Bob Plump (HM), Dave Sheetz (HM)
1956-57	Ted Guzek (1st), Bob Plump (1st)
1957-58	Keith Greve (1st), Bob Plump (1st), Wally Cox (HM), Ted Guzek (HM)
1958-59	Bill Scott (1st), Ken Pennington (1st)
1959-60	Orville Bose (1st), Ken Pennington (1st), Jim Barrick (2nd)
1960-61	Tom Bowman (1st), Gerry Williams (1st), Dick Haslam (HM), Don Wilson (HM)
1961-62	Tom Bowman (1st), Gerry Williams (1st), Jeff Blue (1st), Dick Haslam (HM)
1962-63	Jeff Blue (1st), Gerry Williams (2nd), Tom Bowman (2nd)
1963-64	Jeff Blue (1st)
1964-65	Dave Sanders (1st), Ron Iwema (HM)
1965-66	Ed Schilling (1st), Larry Shade (HM)
1966-67	Ed Schilling (2nd), Gene Milner (HM)
1967-68	Doug Winger (1st), Bill Mauck (HM), John Nell (HM)
1968-69	Steve Norris (1st), Garry Hoyt (1st)
1969-70	Billy Shepherd (1st), Steve Norris (1st), Dave Bennett (2nd)
1970-71	Oscar Evans (1st), Dave Bennett (1st), Billy Shepherd (2nd)
1971-72	Oscar Evans (1st), Billy Shepherd (2nd), Daryl Mason (HM)
1972-73	Daryl Mason (1st), Clarence Crain (2nd), Kent Ehret (2nd)
1973-74	Daryl Mason (1st), Jeff Williams (2nd), Marty Monserez (2nd)
1974-75	John Dunn (1st)
1975-76	Wayne Burris (1st), Barry Collier (1st), Billy Lynch (2nd)
1976-77	Wayne Burris (1st), John Dunn (2nd)
1977-78	Tom Orner (1st), Doug Mitchell (1st), Don McGlocklin (2nd), Jeff Fehn (2nd)

### Midwestern Collegiate Conference/Horizon League

1979-80	Tony Warren (1st)
1980-81	Lynn Mitchem (2nd)
1981-82	Lynn Mitchem (1st AP, 2nd UPI)
1982-83	Lynn Mitchem (1st AP, UPI), Tim McRoberts (2nd UPI)
1983-84	Tim McRoberts (1st AP, UPI)
1984-85	Chad Tucker (1st AP, UPI)
1985-86	Chad Tucker (1st AP, UPI)
1986-87	Darrin Fitzgerald (1st), Darren Fowlkes (2nd)
1987-88	Chad Tucker (1st), Darren Fowlkes (2nd)
1988-89	Darren Fowlkes (1st)
1990-91	Darin Archbold (1st)
1991-92	Darin Archbold (1st)
1992-93	Jermaine Guice (2nd)
1993-94	Jermaine Guice (1st), John Taylor (2nd)
1995-96	Jon Neuhouser (1st)
1996-97	Jon Neuhouser (1st), Kelsey Wilson (2nd)
1998-99	Mike Marshall (1st)
1999-00	Mike Marshall (2nd), LaVall Jordan (2nd)
2000-01	Thomas Jackson (1st), LaVall Jordan (2nd)
2001-02	Thomas Jackson (1st), Rylan Hainje (1st)
2002-03	Joel Cornette (2nd), Brandon Miller (2nd)
2003-04	Mike Monserez (2nd)
2004-05	Brandon Polk (2nd)
2005-06	Brandon Polk (1st)
2006-07	A. J. Graves (1st), Mike Green (2nd)
2007-08	Mike Green (1st), A. J. Graves (1st), Matt Howard (2nd)
2008-09	Matt Howard (1st), Gordon Hayward (1st)
2009-10	Matt Howard (1st), Gordon Hayward (1st), Shelvin Mack (1st)
2010-11	Matt Howard (1st), Shelvin Mack (2nd)
2011-12	Ronald Nored (2nd)

### Atlantic 10 Conference

2012-13	Rotnei Clarke (1st)
---------	---------------------

### BIG EAST

2014-15	Kellen Dunham (1st), Roosevelt Jones (2nd)
2013-14	Kellen Dunham (2nd)

### MCC/Horizon League All-Freshman/Newcomer Team

1979-80	Tony Warren, Lynn Mitchem
1983-84	Chad Tucker, Darrin Fitzgerald
1985-86	Darren Fowlkes
1989-90	J. P. Brens
1990-91	Jermaine Guice
1991-92	Katara Reliford
1993-94	Travis Trice
1997-98	Otis Frazier
1998-99	Rylan Hainje
2000-01	Brandon Miller
2004-05	Brandon Polk
2006-07	Mike Green (Newcomer of the Year), Pete Campbell
2007-08	Matt Howard (Newcomer of the Year)
2008-09	Gordon Hayward (Newcomer of the Year), Shelvin Mack
2011-12	Roosevelt Jones

### Atlantic 10 Conference All-Rookie Team

2012-13	Kellen Dunham
---------	---------------

### BIG EAST All-Rookie Team

2013-14	Andrew Chrabaszcz
---------	-------------------

### MCC/Horizon League All-Defensive Team

1995-96	Jason McKenzie
1996-97	Rolf van Rijn
1997-98	Rolf van Rijn
1998-99	Mike Marshall
1999-00	Mike Marshall
2000-01	Thomas Jackson, Joel Cornette, Rylan Hainje
2001-02	Thomas Jackson, Joel Cornette, Rylan Hainje
2002-03	Joel Cornette, Brandon Miller
2007-08	Mike Green, Drew Streicher
2008-09	Matt Howard
2009-10	Ronald Nored (Co-Defensive Player of the Year), Willie Veasley
2010-11	Matt Howard, Ronald Nored
2011-12	Ronald Nored (Defensive Player of the Year)

### Atlantic 10 Conference All-Defensive Team

2012-13	Roosevelt Jones
---------	-----------------

### MCC/Horizon League "Coach of the Year"

1984	Joe Sexson
1991	Barry Collier
1997	Barry Collier
1999	Barry Collier
2000	Barry Collier
2001	Thad Matta
2006	Todd Lickliter
2007	Todd Lickliter
2009	Brad Stevens
2010	Brad Stevens

### MCC/Horizon League "Player of the Year"

1991	Darin Archbold
1997	Jon Neuhouser
2002	Rylan Hainje
2006	Brandon Polk
2008	Mike Green
2009	Matt Howard
2010	Gordon Hayward

### ICC "Coach of the Year"

1956	Tony Hinkle
1961	Tony Hinkle
1962	Tony Hinkle
1973	George Theofanis
1977	George Theofanis
1978	Joe Sexson

### ICC "Player of the Year"

1962	Tom Bowman
1977	Wayne Burris
1978	Tom Orner

### MAC M.V.P.

1949	Ralph "Buckshot" O'Brien
------	--------------------------

### Key:

1st -- First Team; 2nd -- Second Team; HM -- Honorable Mention; AP -- Associated Press team; UPI -- United Press International team.

# Individual Honors



## NABC National Coach of the Year



Butler men's basketball coach **Todd Lickliter** was selected as the 2007 Division I Coach of the Year by the National Association of Basketball Coaches (NABC). He received his award on April 1, 2007 at the AT & T/NABC Awards Show at the Sydney Marcus Auditorium in Atlanta, Ga., during Final Four weekend.

Lickliter guided the Bulldogs to a school and Horizon League record 29 victories in 2006-07. He led Butler to a regular season co-championship in the Horizon League and then took the Bulldogs to the Sweet 16 of the 2007 NCAA Men's Basketball Championship. Butler defeated Old Dominion in the first round of the tournament and then beat #18 Maryland in the second round, before falling to eventual national champion Florida in the Sweet 16.

Butler was picked sixth in the Horizon League's preseason poll, but the Bulldogs wasted little time proving the predictors wrong. Lickliter's club opened the season with a 40-point win at Tulane and then captured the Midwest Region title of the NIT Season Tip-Off with back-to-back victories over Notre Dame and Indiana. The Bulldogs continued to roll in New York, defeating #22 Tennessee and #23 Gonzaga to capture the NIT Season Tip-Off title.

Lickliter led the Bulldogs to 10 straight wins to open the season, including a victory over Purdue in the Wooden Tradition. The 10 wins matched the second-fastest start in school history and the fifth-longest winning streak in school annals. Butler cracked the "Top 25" on Nov. 27 and the Bulldogs were nationally-ranked for a school and league record 16 consecutive weeks (broken in 2007-08). Lickliter's club became the first team in Horizon League history to break into the nation's "Top 10" on Feb. 5!

The 2006-07 Bulldogs became the first team in league history to record 20 wins before February and the first Horizon League team to win 26 regular season games. Butler had three wins over teams that were ranked in the "Top 25" and eight victories over squads that advanced to the NCAA Tournament.

Lickliter became the first Butler basketball coach to be selected for the NABC's highest award. He's also become the first coach in Horizon League history to be honored by the national coaches organization.

## Butler Athletic Hall of Fame

Men's basketball players/coaches in the Butler Athletic Hall of Fame:

- |                                     |                                      |
|-------------------------------------|--------------------------------------|
| George Cullen Thomas (Charter)      | Marvin Wood (1999)                   |
| Orville J. Hooker (Charter)         | Keith Greve (1999)                   |
| Hugh "Wally" Middlesworth (Charter) | Dick Haslam (1999)                   |
| Haldane Griggs (Charter)            | Larry Shook (1999)                   |
| Robert Keach (Charter)              | Dana Chandler (2000)                 |
| Archie Chadd (Charter)              | Orvis Burdsall (2000)                |
| Frank White (Charter)               | Wally Cox (2000)                     |
| Oral Hildebrand (Charter)           | Bill Lynch (2000)                    |
| Wilbur Schumacher (Charter)         | William L. Shepherd (2001)           |
| Paul D. "Tony" Hinkle (1992)        | Stephen K. Norris (2001)             |
| Robert Blessing (1992)              | Billy L. Shepherd (2001)             |
| Robert Nipper (1992)                | Wayne Burris (2002)                  |
| David Konold (1992)                 | David Sanders (2002)                 |
| Frank Baird (1992)                  | Ed Schilling (2002)                  |
| Frank "Pop" Hedden (1993)           | Daryl Mason (2003)                   |
| Jerry Steiner (1993)                | James Petty (2003)                   |
| Robert E. Deitz (1993)              | 1923-24 Men's Basketball Team (2003) |
| Charles F. Maas (1993)              | 1928-29 Men's Basketball Team (2003) |
| James B. Doyle (1993)               | Clarence Crain (2004)                |
| Ralph "Buckshot" O'Brien (1994)     | John Dunn (2004)                     |
| Bobby Plump (1994)                  | Larry Shade (2004)                   |
| Herb Schwomeyer (1994)              | Marty Monserez (2005)                |
| Jake Caskey (1995)                  | 1948-49 Men's Basketball Team (2005) |
| James "Speed" Allen (1995)          | Barry Collier (2006)                 |
| Elwood "Woody" Norris (1995)        | Tom Orner (2006)                     |
| Bill Hardy (1995)                   | Lynn Mitchem (2006)                  |
| Ken Freeman (1996)                  | Darrin Fitzgerald (2007)             |
| Gerald A. Williams (1996)           | Chad Tucker (2007)                   |
| Scott Armstrong (1997)              | 1961-62 Men's Basketball Team (2007) |
| John Barrowcliff (1997)             | Darin Archbold (2008)                |
| Ken Pennington (1997)               | Jon Neuhouser (2009)                 |
| Jeff Blue (1997)                    | Jermaine Guice (2011)                |
| Jack Krebs (1997)                   | Norm Ellenberger (2012)              |
| Jim Rosenstihl (1998)               | Thomas Jackson (2013)                |
| Bill Scott (1998)                   | Todd Lickliter (2014)                |
| Tom Bowman (1998)                   | Rylan Hainje (2015)                  |
| Pat Page (1999)                     |                                      |

## SPECIAL AWARDS

### NCAA Elite 88 Award

(Presented at each of the NCAA's 88 championships to the competing student-athlete with the highest cumulative grade point average.)

2010 Matt Howard

2011 Matt Howard

### Chip Hilton Award

(Presented by Chip Hilton Sports and the Naismith Hall of Fame to a NCAA Division I men's basketball player for demonstrating outstanding character, leadership, integrity, humility, sportsmanship and talent.)

2003 Brandon Miller

2008 Mike Green

### Frances Pomeroy Naismith Award

(Presented to the nation's outstanding senior player, who stands 6-0 and under, and has excelled in both athletics and academics.)

2008 Mike Green

### NABC College All-Star Game

2008 Mike Green

2015 Kameron Woods


### Collegiate Three-Point Championship

2003 Darnell Archey (Champion)

2008 A. J. Graves

2006 Bruce Horan

2015 Alex Barlow



Butler teammates Darnell Archey (left) and Brandon Miller were busy on Final Four weekend in 2003. Archey competed in and won the Collegiate Three-Point Shootout in New Orleans, while Miller was presented the Chip Hilton Award at the Hall of Fame brunch.

## All-Time Butler Teams

### Team of the Sesquicentennial

(2005-06 - Chosen by a committee of coaches, media, alumni & staff)

- |                               |                        |
|-------------------------------|------------------------|
| Bob Dietz, '34                | Darrin Fitzgerald, '87 |
| Ralph "Buckshot" O'Brien, '50 | Chad Tucker, '88       |
| Bobby Plump, '58              | Darin Archbold, '92    |
| Tom Bowman, '63               | Mike Marshall, '00     |
| Jeff Blue, '64                | Thomas Jackson, '02    |
| Billy Shepherd, Jr., '72      | Joel Cornette, '03     |
| Daryl Mason, '74              | Brandon Miller, '03    |
| Lynn Mitchem, '83             |                        |

### All-Century Team


(1997-98 - Chosen by a fan vote)

- |                               |                          |
|-------------------------------|--------------------------|
| Bob Dietz, '34                | Jeff Blue, '64           |
| Ralph "Buckshot" O'Brien, '50 | Billy Shepherd, Jr., '72 |
| Bobby Plump, '58              | Darrin Fitzgerald, '87   |
| Ted Guzek, '58                | Chad Tucker, '88         |
| Tom Bowman, '63               | Darin Archbold, '92      |



# Coaching Records

## Paul D. "Tony" Hinkle (1898-1992)



Paul D. "Tony" Hinkle was the man who molded Butler University's athletic tradition. He served Butler for nearly half a century as a teacher, coach and athletic administrator, and then continued to stay active at the university following his retirement in 1970, filling the position of special assistant to the president.

The legendary coach came to Butler in 1921 and, except for a brief interruption in the early 1940's when he served as a naval officer, he remained with the university until his death in September, 1992. Among his many accomplishments was a basketball national championship in 1929. He led Butler to its first NIT berth in 1958 and to its first NCAA Tournament berth in 1962. In 1966, the Butler Fieldhouse was renamed Hinkle Fieldhouse in his honor. He coached in the East-West College All-Star game, the Indiana-Kentucky College All-Star game, and in the first game between the United States all-star team and the Soviet Union all-stars. While serving in the navy in 1943, he coached the Great Lakes team to a memorable upset of previously unbeaten Notre Dame.

During his time at Butler, Hinkle coached the school's football, basketball and baseball teams to over 1,000 victories, placing him among the nation's all-time winningest collegiate coaches and earning him a reputation as one of the nation's top three-sport coaches of all-time. His 560 career basketball wins rank him among the NCAA's "Top 40" all-time winningest basketball coaches, and his 41 years of coaching service rank fifth on the NCAA's all-time list behind Phog Allen of Kansas, Jim Phelan of Mount St. Mary's, Ed Diddle of Western Kentucky and Ray Meyer of DePaul.


Hinkle, born Dec. 19, 1898, was a member of the James Naismith Basketball Hall of Fame, the Helms Foundation Football and Basketball Halls of Fame, the Indiana Basketball Hall of Fame and the NACDA Hall of Fame. He was a president of the National Collegiate Basketball Coaches Association, and in 1962, he received the NCBCA's top award for his contributions to the game. He was also voted a special citation from the Football Writers Association of America for his work in college football.

### Tony Hinkle's Butler Coaching Record


	Years	Won	Lost	Tied	Pct.
Football	1926, 35-41, 46-69	165	99	13	.619
Basketball	1926-42, 45-70	560	392	0	.588
Baseball	1921-28, 33-41, 46-70	335	309	5	.520
<b>Totals</b>		<b>1060</b>	<b>800</b>	<b>18</b>	<b>.569</b>

### Did You Know?

Paul D. "Tony" Hinkle is the man who originated the orange colored basketball. Until the late 1950's, basketballs were dark brown, but Hinkle wanted a ball that could be better seen by players and fans. He worked with The Spalding Company to come up with a new ball, which was tested at the 1958 NCAA Finals in Louisville. The NCAA was impressed and the new orange ball was adopted.



Paul D. "Tony" Hinkle  
1926-42, 1945-70



Joe Sexson  
1977-89



Barry Collier  
1989-2000

### BUTLER COACHING RECORDS


Years	Coach	Seasons	Won	Lost	Pct.
1896-97	Unknown	1	1	0	1.000
1897-99	James Zink	2	2	5	.286
1899-1903	Walter Kelly	4	6	8	.429
1903-04	Ralph Jones	1	2	2	.500
1904-06	Edgar Wingard	2	7	3	.700
1906-07	Art Guedel	1	2	4	.333
1907-08	John McKay	1	4	4	.500
1908-09	Joe McCrea				
	John McKay	1	5	2	.714
1909-10	Walter Gipe	1	3	4	.429
1910-12	Bill Diddle	2	10	12	.455
1912-13, 1914-18	G. Cullen Thomas	5	16	28	.364
1918-19	Joe Mullane	1	1	9	.100
1919-20	F. E. Ellis	1	2	4	.333
1920-26	Harlan O. Page	6	103	30	.774
1926-42, 1945-70	Paul D. "Tony" Hinkle	41	560	392	.588
1942-43, 1944-45	Frank Hedden	2	18	15	.545
1970-77	George Theofanis	7	79	105	.429
1977-89	Joe Sexson	12	143	188	.432
1989-2000	Barry Collier	11	196	132	.598
2000-01	Thad Matta	1	24	8	.750
2001-07	Todd Lickliter	6	131	61	.682
2007-13	Brad Stevens	6	166	49	.772
2013-14	Brandon Miller	1	14	17	.452
2014-15	Chris Holtmann	1	23	11	.676
1896-2015		117	1518	1093	.581



Thad Matta  
2000-2001



Todd Lickliter  
2001-07



Brad Stevens  
2007-13

### Miscellaneous Coaching Records

<b>Wins</b>	560 "Tony" Hinkle 1926-42, 45-70	<b>Games</b>	952 "Tony" Hinkle 1926-42, 45-70
<b>Winning Percentage (6 Seasons)</b>	.772 Brad Stevens 2007-13	<b>Winning Seasons</b>	28 "Tony" Hinkle 1926-42, 45-70
<b>Seasons</b>	41 "Tony" Hinkle 1926-42, 45-70	<b>20-Win Seasons</b>	6 Brad Stevens

# Coaching Records



**Brad Stevens**, who climbed to third place on Butler's all-time list for coaching victories after just six seasons, had the best coaching start in NCAA Division I history. Stevens, who guided the Bulldogs to five NCAA Tournament appearances, moved into the top spot on the NCAA Division I list for Best Career Coaching Starts By Wins, 6 Seasons, in 2012-13. He completed his final campaign with the Bulldogs with a 166-49 career record, three wins more than previous record-holder Jamie Dixon of Pittsburgh. Stevens also set the NCAA three-year (89), four-year (117) and five-year (139) records, and he finished second on the two-year (56) list. Stevens was named head coach of the Boston Celtics in the summer of 2013.



## Best NCAA Division I Career Starts By Wins

One Year			
Coach	School	Seasons	Record
Bill Guthridge	North Carolina	1997-98	34-4
Bill Hodges	Indiana State	1978-79	33-1
Jamie Dixon	Pittsburgh	2003-04	31-5
<i>Brad Stevens</i>	<i>Butler</i>	<i>2007-08</i>	<i>30-4</i>
Stan Heath	Kent State	2001-02	30-6

Two Years			
Coach	School	Seasons	Record
Bill Guthridge	North Carolina	1998-99	58-14
<i>Brad Stevens</i>	<i>Butler</i>	<i>2008-09</i>	<i>56-10</i>
Everett Case	North Carolina State	1947-48	55-8
<i>Todd Lickliter</i>	<i>Butler</i>	<i>2002-03</i>	<i>53-12</i>
Ben Carnevale	North Carolina	1945-46	52-11

Three Years			
Coach	School	Seasons	Record
<i>Brad Stevens</i>	<i>Butler</i>	<i>2008-10</i>	<i>89-15</i>
Mark Fox	Nevada	2005-07	81-18
Mark Few	Gonzaga	2000-02	81-20
Everett Case	No. Carolina State	1947-49	80-16
Bill Guthridge	North Carolina	1998-2000	80-28

Four Years			
Coach	School	Seasons	Record
<i>Brad Stevens</i>	<i>Butler</i>	<i>2008-11</i>	<i>117-25</i>
Everett Case	No. Carolina State	1947-50	107-22
Mark Few	Gonzaga	2000-03	105-29
Jamie Dixon	Pittsburgh	2004-07	105-30
Bruce Stewart	W. Va. Wes./Mid. Tenn.	1983-86	104-34

Five Years			
Coach	School	Seasons	Record
<i>Brad Stevens</i>	<i>Butler</i>	<i>2008-12</i>	<i>139-40</i>
Everett Case	No. Carolina State	1947-51	137-29
Mark Few	Gonzaga	2000-04	133-32
Roy Williams	Kansas	1989-93	132-37
Jamie Dixon	Pittsburgh	2004-08	132-40

Six Years			
Coach	School	Seasons	Record
<i>Brad Stevens</i>	<i>Butler</i>	<i>2008-13</i>	<i>166-49</i>
Jamie Dixon	Pittsburgh	2004-09	163-45
Everett Case	No. Carolina State	1947-52	161-39
Mark Few	Gonzaga	2000-05	159-37
Roy Williams	Kansas	1989-94	159-45
Dave Rose	BYU	2006-11	159-45

## Brad Stevens Coaching Career


Year	School	Overall	Pct.	Horizon League	Pct.	League Finish	Tournament	Postseason
2007-08	Butler	30-4	.882	16-2	.889	1st	1st	NCAA (Round of 32)
2008-09	Butler	26-6	.813	15-3	.833	1st	2nd	NCAA (Round of 64)
2009-10	Butler	33-5	.868	18-0	1.000	1st	1st	NCAA (National Runner-up)
2010-11	Butler	28-10	.737	13-5	.722	1st-Tie	1st	NCAA (National Runner-up)
2011-12	Butler	22-15	.595	11-7	.611	3rd-Tie	3rd-Tie	CBI (Semifinals)
2012-13	Butler	29-7	.750	11-5	.688	3rd-Tie	3rd-Tie	NCAA (Round of 32)
Career		166-49	.772	84-22	.792			





# Postseason

## 2014-15




2014-15 Bulldogs, seated left to right: Steven Bennett, Austin Etherington, Jackson Aldridge, Kameron Woods, Alex Barlow, Roosevelt Jones, Kellen Dunham and Tyler Lewis. Middle Row: Clayton Young (Mgr.), Jacob Spielburg (Mgr.), Ryan Galloy (Head Athletic Trainer), Jim Peal (Strength & Conditioning Coordinator), Assistant Coach Terry Johnson, Head Coach Chris Holtmann, Assistant Coach Michael Lewis, Assistant Coach Emerson Kampen, Brandon Crone (Director of Basketball Operations) and Davis Furman (Mgr.). Back Row: Christian Murphy (Mgr.), Matt Qualters (Mgr.), Tyler Wideman, Andrew Chrabascz, Jackson Davis, Kelan Martin, Patrick Baker (Mgr.) and Matt Richter (Mgr.).

2014-15 NCAA Tournament  
Second Round, Pittsburgh, Pa., 3/19/15  
Butler 56, Texas 48  
Third Round, Pittsburgh, Pa., 3/21/15  
#8 Notre Dame 67, Butler 64 (OT)




## 2012-13



2012-13 Bulldogs, seated left to right: Alex Barlow, Devontae Morgan, Chase Stigall, Andrew Smith, Emerson Kampen, Rotnei Clarke, Jackson Aldridge and Chris Harrison-Docks. Middle row: Clayton Young (Mgr.), Ryan Galloy (Head Athletic Trainer), Darnell Archey (Coord. of Basketball Operations), Asst. Coach Michael Lewis, Asst. Coach Matthew Graves, Head Coach Brad Stevens, Asst. Coach Terry Johnson, T. J. Saint (Grad. Mgr.), Drew Cannon (Grad. Mgr.) and Michael Burke (Mgr.). Back row: Jared Todd (Mgr.), Roosevelt Jones, Kellen Dunham, Erik Fromm, Kameron Woods, Khyle Marshall, Andrew Smeathers, Elliott Kampen and Christian Murphy (Mgr.).

2012-13 NCAA Tournament  
Second Round, Lexington, Ky., 3/21/13  
Butler 68, Bucknell 56  
Third Round, Lexington, Ky., 3/23/13  
#15 Marquette 74, Butler 72

## 2010-11 - National Finalist




2010-11 Bulldogs, seated left to right: Chrisawn Hopkins, Ronald Nored, Alex Anglin, Zach Hahn, Matt Howard, Shawn Vanzant, Grant Leiendecker and Shelvin Mack. Middle row: Eli Boyer (Mgr.), Ryan Galloy (Head Athletic Trainer), Darnell Archey (Coordinator of Basketball Operations), Asst. Coach Matthew Graves, Head Coach Brad Stevens, Asst. Coach Terry Johnson, Asst. Coach Micah Shrewsberry, Jim Peal (Strength Coach), and Mason Dettmer (Mgr.). Back row: Ryan McLaughlin (Mgr.), Garrett Butcher, Eric Fromm, Andrew Smith, Emerson Kampen, Khyle Marshall, Chase Stigall and Scott Schmelzer (Mgr.).

2010-11 NCAA Tournament  
Second Round, Washington, D.C., 3/17/11  
Butler 60, Old Dominion 58  
Third Round, Washington, D.C., 3/19/11  
Butler 71, #4 Pittsburgh 70  
Sweet 16, New Orleans, La., 3/24/11  
Butler 61, #16 Wisconsin 54  
Elite Eight, New Orleans, La., 3/26/11  
Butler 74, #15 Florida 71 (OT)  
Final Four, Houston, Texas  
National Semifinals, 4/2/11  
Butler 70, VCU 62  
National Championship Game, 4/4/11  
#9 Connecticut 53, Butler 41



## 2009-10 - National Finalist



2009-10 Bulldogs, seated left to right: Chase Stigall, Shelvin Mack, Nick Rodgers, Willie Veasley, Avery Jukes, Zach Hahn, Shawn Vanzant and Ronald Nored. Middle row: Ryan McLaughlin (Mgr.), Darnell Archey (Coordinator of Basketball Operations), Asst. Coach Micah Shrewsberry, Asst. Coach Matthew Graves, Head Coach Brad Stevens, Asst. Coach Terry Johnson, Jim Peal (Strength Coach), Ryan Galloy (Head Athletic Trainer) and Erick Brown (Mgr.). Back row: Scott Schmelzer (Mgr.), Grant Leiendecker, Alex Anglin, Emerson Kampen, Andrew Smith, Gordon Hayward, Matt Howard, Garrett Butcher and Eli Boyer (Mgr.).


2009-10 NCAA Tournament  
First Round, San Jose, Calif., 3/18/10  
#11 Butler 77, #25 UTEP 59  
Second Round, San Jose, Calif., 3/20/10  
#11 Butler 54, Murray State 52  
Sweet 16, Salt Lake City, Utah, 3/25/10  
#11 Butler 63, #4 Syracuse 59  
Elite Eight, Salt Lake City, Utah, 3/27/10  
#11 Butler 63, #7 Kansas State 56  
Final Four, Indianapolis, Ind.  
National Semifinals, 4/3/10  
#11 Butler 52, #13 Michigan State 50  
National Championship Game, 4/5/10  
#3 Duke 61, #11 Butler 59



# Postseason




## 2008-09



2008-09 Bulldogs, seated left to right: Ronald Nored, Shawn Vanzant, Shelvin Mack, Chase Stigall, Alex Anglin, Grant Leiendecker, Willie Veasley, Nick Rodgers and Zach Hahn. Middle row: Jim Peal (Strength Coach), Asst. Coach Micah Shrewsbury, Asst. Coach Matthew Graves, Head Coach Brad Stevens, Asst. Coach Terry Johnson, Kevin Kuwik (Coordinator of Basketball Operations), Erick Brown (Mgr.) and Ryan Galloy (Head Athletic Trainer). Back row: Ryan McLaughlin (Mgr.), Garrett Butcher, Gordon Hayward, Emerson Kampen, Avery Jukes, Matt Howard and Tyler Niedermeyer (Mgr.).

**2008-09 NCAA Tournament**  
 First Round, Greensboro, N.C., 3/19/09  
 #20/16 LSU 75, #22/23 Butler 71

## 2006-07




2006-07 Bulldogs, seated left to right: Ben Slaton, Mike Green, Julian Betko, Brian Ligon, Brandon Crone, Marcus Nellems, A. J. Graves and Grant Leiendecker. Middle row: Tim Buchmeier (Mgr.), Jim Peal (Strength Coach), Joel Cornette (Coordinator of Basketball Operations), Asst. Coach Matthew Graves, Head Coach Todd Lickliter, Asst. Coach Brad Stevens, Asst. Coach LaVall Jordan, Mark Rund (Athletic Trainer), and Erick Brown (Mgr.). Back row: David Moore-Beitler (Mgr.), Nick Rodgers, Avery Jukes, Drew Streicher, Pete Campbell, Elliot Engelmann, Willie Veasley and Chris Neumann (Mgr.).

**2006-07 NCAA Tournament**  
 First Round, Buffalo, N.Y., 3/15/07  
 #21 Butler 57, Old Dominion 46  
 Second Round, Buffalo, N.Y., 3/17/07  
 #21 Butler 62, #18 Maryland 59  
 "Sweet 16", St. Louis, Mo., 3/23/07  
 #3 Florida 65, #21 Butler 57




## 2007-08



2007-08 Bulldogs, seated left to right: Zach Hahn, Nick Rodgers, Mike Green, Drew Streicher, Julian Betko, A. J. Graves, Ben Slaton and Shawn Vanzant. Middle row: Ryan McLaughlin (Mgr.), Asst. Coach Terry Johnson, Asst. Coach Brandon Miller, Head Coach Brad Stevens, Asst. Coach Matthew Graves, Micah Shrewsbury (Coordinator of Basketball Operations), Jim Peal (Strength Coach), and Erick Brown (Mgr.). Back row: Chris Neumann (Mgr.), Willie Veasley, Grant Leiendecker, Matt Howard, Avery Jukes, Elliot Engelmann, Alex Anglin and Ryan Galloy (Athletic Trainer).

**2007-08 NCAA Tournament**  
 First Round, Birmingham, Ala., 3/21/08  
 #11 Butler 81, South Alabama 61  
 Second Round, Birmingham, Ala., 3/23/08  
 #5 Tennessee 76, #11 Butler 71 (OT)

## 2002-03




2002-03 Bulldogs, seated left to right: Ryan Reynolds, Brandon Miller, Darnell Archey, Lewis Curry, Joel Cornette, Mike Moore, Rob Walls, Duane Lightfoot and Avery Sheets. Middle row: Brian Landwer (Mgr.), Ryan Murray (Mgr.), Matthew Graves (Director of Basketball Operations), Asst. Coach Jeff Meyer, Head Coach Todd Lickliter, Asst. Coach Mike Marshall, Asst. Coach Brad Stevens, Kevin Lynch (Trainer), and Brian Scheur (Mgr.). Back row: Carl Heck (Mgr.), Bruce Horan, Mike Monserez, Andy Grunst, Ben Grunst, Jeff James, Nick Gardner and Vince Green (Mgr.).

**2002-03 NCAA Tournament**  
 First Round, Birmingham, Ala., 3/21/03  
 Butler 47, #20 Mississippi State 46  
 Second Round, Birmingham, Ala., 3/23/03  
 Butler 79, #14 Louisville 71  
 "Sweet 16", Albany, N.Y., 3/28/03  
 #3 Oklahoma 65, Butler 54



# Postseason


**2000-01**



2000-01 Bulldogs, seated left to right: Thomas Jackson, Brandon Miller, Nick Gardner, LaVall Jordan, Duane Lightfoot, Jr., Darnell Archey, Rob Walls and Ryan Falquist. Middle row: Brian Landwer (Mgr.), Travis Steele (Mgr.), Brad Stevens (Director of Basketball Operations), Asst. Coach Todd Lickliter, Asst. Coach Mike Marshall, Head Coach Thad Matta, Asst. Coach John Groce, Tom Higgins (Trainer), Justin Sindors (Mgr.), Paul Ziemba (Mgr.) and Shannon Patterson (Strength Coach). Back row: Mike Monserez, Lewis Curry, Scott Robisch, Ben Grunst, Joel Cornette, Mike Moore and Rylan Hainje.

**2000-01 NCAA Tournament**  
 First Round, Kansas City, Mo., 3/16/01  
 Butler 79, #23 Wake Forest 63  
 Second Round, Kansas City, Mo., 3/18/01  
 #4 Arizona 73, Butler 52

**1997-98**




1997-98 Bulldogs, seated left to right: Andy Hirschy, Jeff Rogers, Jon Neuhouser, Rolf van Rijn, Dan Dudukovich, Matthew Graves and Otis Frazier. Middle row: David Slone (Mgr.), Ralph Reiff (trainer), Asst. Coach Jim Price, Head Coach Barry Collier, Asst. Coach Mark Bailey, Asst. Coach Thad Matta, Glen Korobov (Admin. Asst.) and Kyle Burkholder (Mgr.). Back row: Jason Myers, Michael Hicks, Mike Marshall, Bjorn Gieseck, Mike Pflugner, Andrew Graves and LaVall Jordan.

**1997-98 NCAA Tournament**  
 First Round, Lexington, Ky., 3/13/98  
 #18 New Mexico 79, Butler 62




**1999-00**



1999-00 Bulldogs, seated left to right: Brandon Miller, Darnell Archey, Ryan Murray, Mike Marshall, Andrew Graves, LaVall Jordan, Jason Myers, Thomas Jackson. Middle Row: Glen Korobov (Administrative Asst.), Shannon Patterson (Strength Coach), Paul Ziemba (Student Manager), Asst. Coach Thad Matta, Head Coach Barry Collier, Asst. Coach Mark Bailey, Tom Higgins (Athletic Trainer), Asst. Coach Todd Lickliter, Ben Danner (Student Manager), Chad Lynn (Student Manager). Back row: Luke Reed, Lewis Curry, Joel Cornette, Scott Robisch, Ben Grunst, Mike Moore, Rylan Hainje, Michael Hicks.

**1999-00 NCAA Tournament**  
 First Round, Winston-Salem, N.C., 3/17/00  
 #13 Florida 69, Butler 68 (OT)

**1996-97**




1996-97 Bulldogs, seated left to right: Mike Pflugner, Bjorn Gieseck, T. J. Perry, Kelsey Wilson, Chad Cantor, Rolf van Rijn, Jon Neuhouser. Middle row: Ralph Reiff (trainer), Asst. Coach Jay John, Todd Lickliter (admin. asst.), Asst. Coach Jim Price, Head Coach Barry Collier, Asst. Coach Ed Kelly, Nick Reading (manager), Dave Slone (manager). Back row: Brent Rockwood, Jeff Rogers, Matthew Graves, Dan Dudukovich, Mike Marshall, Andrew Graves, Andy Hirschy.

**1996-97 NCAA Tournament**  
 First Round, Detroit, Mich., 3/13/97  
 #10 Cincinnati 86, Butler 69

# Postseason



## 1961-62



1961-62 Bulldogs, seated, left to right: Erv Bultman, Larry Shook, Leo Braun, Dick Haslam, Gerry Williams, Jack Krebs, Charles McElfresh. Middle row: Dick Green, Gordon Pope, Dan Kaufman, Jeff Blue, Don Wilson, Larry Johnson. Back row: Leroy Blocher, Asst. Coach Robert Dietz, Ken Freeman, Earl Engle, John Weber, Tom Bowman, Gregg Ferrin, Head Coach Tony Hinkle, Mert Prophet (trainer).

### 1961-62 NCAA Tournament

**First Round, Lexington, Ky., 3/12/62**

Butler 56, #8 Bowling Green 55

**Regional Semifinals, Iowa City, Iowa, 3/16/62**


#3 Kentucky 81, Butler 60

**Regional Third Place, Iowa City, Iowa, 3/17/62**

Butler 87, Western Kentucky 86 (OT)



## Collegiate National Champions



1924 National Champions. From left: Hal Griggs, Robert Keach, Paul Jones, Gerald Strole (rear), Wally Middlesworth (front), Orville Hooker, Robert Nipper, Gene Colway, Head Coach Harlan O. "Pat" Page.

### 1923-24

**AAU National Tournament, Kansas City, Mo.**

Butler 34, Schooley-Woodstock 29

Butler 35, Hillyards 29

Butler 40, Kansas State Teachers 21

**Championship:** Butler 30, Kansas City Athletic Club 26

### 1928-29

**John J. McDevitt Trophy**

Presented to the collegiate national champion by the Veteran Athletes of Philadelphia

## National Invitation Tournament (NIT)

### 1957-58

St. John's 76, Butler 69 (*First Round at New York, N.Y., 3/13/58*)

### 1958-59

Butler 94, Fordham 80 (*First Round at New York, N.Y., 3/12/59*)

Bradley 83, Butler 77 (*Second Round at New York, N.Y., 3/14/59*)

### 1984-85

Indiana 79, Butler 57 (*First Round at Bloomington, Ind., 3/15/85*)

### 1990-91

Wyoming 63, Butler 61 (*First Round at Laramie, Wyo., 3/15/91*)

### 1991-92

Purdue 82, Butler 56 (*First Round at West Lafayette, Ind., 3/19/92*)

### 1993-94 (Pre-Season)

Cincinnati 90, Butler 72 (*First Round at Cincinnati, Ohio, 11/17/93*)

### 1998-99

Butler 51, Bradley 50 (*First Round at Peoria, Ill., 3/10/99*)

Butler 75, Old Dominion 62 (*Second Round at Indianapolis, Ind., 3/15/99*)

Clemson 89, Butler 69 (*Quarterfinals at Clemson, S. C., 3/18/99*)

### 2001-02

Butler 81, Bowling Green 68 (*First Round at Indianapolis, Ind., 3/14/02*)

Syracuse 66, Butler 65 - OT (*Second Round at Syracuse, N.Y., 3/18/02*)

### 2005-06

Butler 53, Miami, Ohio 52 (*Opening Round at Indianapolis, Ind., 3/14/06*)

Florida State 67, Butler 63 (*First Round at Tallahassee, Fla., 3/17/06*)

### 2006-07 (NIT Season Tip-Off)

Butler 71, Notre Dame 69 (*Midwest Regional, Indianapolis, Ind. at Conseco Fieldhouse, 11/13/06*)

Butler 60, Indiana 55 (*Midwest Regional, 11/14/06*)

Butler 56, #22 Tennessee 44 (*Semifinals, New York, N.Y., 11/22/06*)

Butler 79, #18 Gonzaga 71 (*Finals, 11/24/06*)

**BUTLER POSTSEASON NIT RECORD: 5-8**

**BUTLER PRESEASON NIT RECORD: 4-1**

## College Basketball Invitational (CBI)

### 2011-12

Butler 75, Delaware 58 (*First Round at Hinkle Fieldhouse, 3/14/12*)

Butler 63, Penn 53 (*Quarterfinals at Philadelphia, Pa., 3/19/12*)

Pittsburgh 68, Butler 62-OT (*Semifinals at Hinkle Fieldhouse, 3/21/12*)

**BUTLER POSTSEASON CBI RECORD: 2-1**



# Championships/Polls

## Butler's Conference Championships

Regular Season		
Year	Conference	Coach
1932-33	Missouri Valley Conference	Tony Hinkle
1933-34	Missouri Valley Conference	Tony Hinkle
1946-47	Mid-American Conference	Tony Hinkle
1951-52	Indiana Collegiate Conference	Tony Hinkle
1952-53	Indiana Collegiate Conference	Tony Hinkle
1953-54	Indiana Collegiate Conference	Tony Hinkle
1958-59	Indiana Collegiate Conference	Tony Hinkle
1960-61	Indiana Collegiate Conference	Tony Hinkle
1961-62	Indiana Collegiate Conference	Tony Hinkle
1969-70	Indiana Collegiate Conference	Tony Hinkle
1972-73	Indiana Collegiate Conference	George Theofanis
1976-77	Indiana Collegiate Conference	George Theofanis
1977-78	Indiana Collegiate Conference	Joe Sexson
1996-97	Midwestern Collegiate Conference	Barry Collier
1999-00	Midwestern Collegiate Conference	Barry Collier
2000-01	Midwestern Collegiate Conference	Thad Matta
2001-02	Horizon League	Todd Lickliter
2002-03	Horizon League	Todd Lickliter
2006-07	Horizon League	Todd Lickliter
2007-08	Horizon League	Brad Stevens
2008-09	Horizon League	Brad Stevens
2009-10	Horizon League	Brad Stevens
2010-11	Horizon League	Brad Stevens

Tournament		
Year	Conference	Coach
1996-97	Midwestern Collegiate Conference	Barry Collier
1997-98	Midwestern Collegiate Conference	Barry Collier
1999-00	Midwestern Collegiate Conference	Barry Collier
2000-01	Midwestern Collegiate Conference	Thad Matta
2007-08	Horizon League	Brad Stevens
2009-10	Horizon League	Brad Stevens
2010-11	Horizon League	Brad Stevens

## Butler's In-Season Tournament Championships

<b>1947-48</b>	<b>Hoosier Classic</b> <i>Indianapolis, Ind./Hinkle Fieldhouse</i> Butler 52, Purdue 50 Butler 64, Indiana 51	<b>Tony Hinkle</b>
<b>1948-49</b>	<b>Hoosier Classic</b> <i>Indianapolis, Ind. (Hinkle Fieldhouse)</i> Butler 64, Indiana 55 Butler 47, Purdue 43	<b>Tony Hinkle</b>
<b>2001-02</b>	<b>Top of the World Classic</b> <i>Fairbanks, Alaska (Carlsen Center)</i> Butler 73, Radford 56 Butler 76, Delaware 59 Butler 67, Washington 64	<b>Todd Lickliter</b>
	<b>Hoosier Classic</b> Indianapolis, Ind. (Market Square Arena) Butler 45, Samford 37 Butler 66, Indiana 64	<b>Todd Lickliter</b>
<b>2007-08</b>	<b>Great Alaska Shootout</b> <i>Anchorage, Alaska (Sullivan Arena)</i> Butler 79, Michigan 65 Butler 74, Virginia Tech 78 (OT) Butler 81, Texas Tech 71	<b>Brad Stevens</b>
<b>2010-11</b>	<b>Diamond Head Classic</b> <i>Honolulu, Hawaii (Stan Sheriff Center)</i> Butler 74, Utah 62 Butler 67, Florida State 64 Butler 84, Washington State 68	<b>Brad Stevens</b>

## Butler In The National Polls

2014-15		
Date	A.P.	USA Today
Dec. 1	23	RV (29)
Dec. 8	15	19
Dec. 15	23	25
Dec. 22	RV (39)	RV (40)
Jan. 5	RV (28)	RV (34)
Jan. 12	RV (38T)	NR
Jan. 19	RV (36T)	RV (38T)
Jan. 26	25	RV (31)
Feb. 2	22	22
Feb. 9	18	18
Feb. 16	19	19
Feb. 23	23	23
Mar. 2	21	21
Mar. 9	22	22
Mar. 16	24	23
Apr. 6	--	23

2012-13		
Date	A.P.	USA Today
Preseason	RV (31)	RV (38T)
Nov. 12	RV (32)	--
Nov. 19	--	--
Nov. 26	RV (34)	RV (42T)
Dec. 3	RV (35)	RV (37)
Dec. 10	RV (33T)	RV (32)
Dec. 17	19	25
Dec. 24	18	21
Dec. 31	17	20
Jan. 7	14	17
Jan. 14	13	13
Jan. 21	9	9
Jan. 28	9	10
Feb. 4	14	14
Feb. 11	11	10
Feb. 18	15	15
Feb. 25	20	21
Mar. 4	RV (31)	RV (30)
Mar. 11	RV (27)	RV (28)
Mar. 18	RV (29)	RV (31)
Apr. 8	--	RV (26)

2010-11		
Date	A.P.	ESPN/USA Today
Preseason	17	18
Nov. 15	11	18
Nov. 22	RV (28)	23
Nov. 29	--	RV (35)
Dec. 6	--	--
Dec. 13	--	--
Dec. 20	--	--
Dec. 27	RV (35)	RV (34)
Jan. 3	RV (32)	RV (35)
Jan. 10	--	--
Jan. 17	RV (45-T)	--
Jan. 24	--	--
Jan. 31	--	--
Feb. 7	--	--
Feb. 14	--	--
Feb. 21	--	--
Feb. 28	RV (35-T)	--
Mar. 7	RV (35-T)	--
Mar. 14	RV (33)	RV (36)
Apr. 6	--	2

2009-10		
Date	A.P.	ESPN/USA Today
Preseason	11	10
Nov. 16	11	10
Nov. 23	12	10
Nov. 30	23	20
Dec. 7	22	20
Dec. 14	21	17
Dec. 21	20	16
Dec. 28	RV	23
Jan. 4	RV	24
Jan. 11	RV	22
Jan. 18	RV	20
Jan. 25	RV	18
Feb. 1	23	15
Feb. 8	18	15
Feb. 15	18	13
Feb. 22	15	10
Mar. 1	12	11
Mar. 8	12	11
Mar. 15	11	8
Apr. 6	--	2

2008-09		
Date	A.P.	ESPN/USA Today
Preseason	RV (47T)	--
Dec. 1	RV (38T)	RV (35T)
Dec. 8	RV (34)	RV (32)
Dec. 15	RV (30T)	RV (30)
Dec. 22	RV (29)	RV (31T)
Dec. 29	25	RV (28)
Jan. 5	21	20
Jan. 12	17	18
Jan. 19	16	17
Jan. 26	13	13
Feb. 2	11	11
Feb. 9	15	15
Feb. 16	21	22
Feb. 23	24	23
Mar. 2	22	22
Mar. 9	16	17
Mar. 16	22	23
Apr. 8	--	25

2007-08		
Date	A.P.	ESPN/USA Today
Nov. 5	RV (28)	RV (31)
Nov. 12	25	RV (28)
Nov. 19	22	23
Nov. 26	16	16
Dec. 3	13	13
Dec. 10	18	19
Dec. 17	16	18
Dec. 24	16	17
Dec. 31	16	17
Jan. 4	14	14
Jan. 14	12	12
Jan. 21	15	14
Jan. 28	12	12
Feb. 4	10	11
Feb. 11	9	10
Feb. 18	8	8
Feb. 25	14	13
Mar. 3	14	12
Mar. 10	12	10
Mar. 17	11	10
Apr. 8	--	14

2006-07		
Date	A.P.	ESPN/USA Today
Nov. 20	RV	RV
Nov. 27	19	18
Dec. 4	15	14
Dec. 11	18	18
Dec. 18	16	16
Dec. 25	15	15
Jan. 1	13	13
Jan. 8	12	12
Jan. 15	18	15
Jan. 22	14	11
Jan. 29	13	11
Feb. 5	10	9
Feb. 12	13	12
Feb. 19	15	15
Feb. 26	18	16
Mar. 5	19	17
Mar. 12	21	19

2002-03		
Date	A.P.	ESPN/USA Today
Final	--	21

2001-02		
Date	A.P.	ESPN/USA Today
Dec. 25	23	--
Jan. 1	20	--
Jan. 8	24	--

1948-49		
Date	A.P.	
Jan. 18	19	
Jan. 25	17	
Feb. 1	16	
Feb. 8	16	
Feb. 15	11	
Feb. 22	11	
Mar. 1	11	
Mar. 8	18	

# Postseason



## Butler NCAA Tournament Records

### Single Game

#### Individual

**Most Points:** 30, Shelvin Mack vs. Pittsburgh, 2011  
**Most Field Goals:** 10, Shelvin Mack vs. Pittsburgh, 2011  
**Most Field Goal Attempts:** 22, Tom Bowman vs. Kentucky, 1962  
**Best Field Goal Pct. (10 Att.):** .818 (9-11), Pete Campbell vs. South Alabama, 2008  
**Most Three-Point Field Goals:** 8, Darnell Archey vs. Louisville, 2003; Pete Campbell vs. South Alabama, 2008  
**Most Three-Point Field Goal Attempts:** 13, Shelvin Mack vs. Florida, 2011  
**Best Three-Point Field Goal Pct. (5 Att.):** .889 (8-9), Darnell Archey vs. Louisville, 2003  
**Most Free Throws:** 11, Matt Howard vs. VCU, 2011  
**Most Free Throw Attempts:** 13, Matt Howard vs. LSU, 2009  
**Best Free Throw Pct. (5 Att.):** 1.000 (8-8), Gordon Hayward vs. Duke, 2010; Andrew Chrabaszcz vs. Notre Dame, 2015  
**Most Rebounds:** 16, Andrew Smith vs. Bucknell, 2013  
**Most Assists:** 9, Mike Monserez vs. Louisville, 2003  
**Most Steals:** 5, A. J. Graves vs. Tennessee, 2008  
**Most Blocked Shots, Game:** 3, Joel Cornette vs. Florida, 2000; Alex Barlow vs. Marquette, 2013; Kameron Woods vs. Notre Dame, 2015


#### Team

**Most Points (Win):** 87 vs. Western Kentucky (86)-OT, 1962  
**Most Points, Regulation Game:** 81 vs. South Alabama, 2008  
**Fewest Points (Win):** 47 vs. Mississippi State (46), 2003  
**Fewest Points (Loss):** 41 vs. Connecticut (53), 2011  
**Biggest Margin of Victory:** 20 (81-61) vs. South Alabama, 2008  
**Field Goals:** 38 vs. Western Kentucky, 1962  
**Field Goal Attempts:** 75 vs. Western Kentucky, 1962  
**Field Goal Pct.:** .522 (24-46) vs. Kentucky, 1962  
**Free Throws:** 25 vs. Bucknell, 2013  
**Free Throw Attempts:** 32 vs. Cincinnati, 1997  
**Free Throw Pct. (15 made):** .893 (25-28) vs. Bucknell, 2013  
**Three-Point Field Goals:** 15 vs. South Alabama, 2008  
**Three-Point Field Goal Attempts:** 33 vs. Florida, 2011; vs. Connecticut, 2011  
**Three-Point Field Goal Pct. (5 made):** .636 (14-22) vs. Louisville, 2003  
**Rebounds:** 48 vs. VCU, 2011  
**Assists:** 21 vs. Louisville, 2003  
**Steals:** 13 vs. Cincinnati, 1997; vs. Syracuse, 2010  
**Turnovers:** 20 vs. Kansas State, 2010  
**Blocked Shots:** 8 vs. Marquette, 2013

### Tournament

#### Individual

**Most Points:** 122, Shelvin Mack, 2011 (6 games)  
**Most Field Goals:** 39, Shelvin Mack, 2011 (6 games)  
**Most Field Goal Attempts:** 89, Shelvin Mack, 2011 (6 games)  
**Best Field Goal Pct. (15 Att.):** .684 (13-19), Pete Campbell, 2008 (3 games)  
**Most Three-Point Field Goals:** 23, Shelvin Mack, 2011 (6 games)  
**Most Three-Point Field Goal Attempts:** 57, Shelvin Mack, 2011 (6 games)  
**Best Three-Point Field Goal Pct. (10 Att.):** .688 (11-16), Darnell Archey, 2003 (3 games)  
**Most Free Throws:** 37, Gordon Hayward, 2010 (6 games)  
**Most Free Throw Attempts:** 45, Gordon Hayward, 2010 (6 games)  
**Best Free Throw Pct. (10 Att.):** .850 (34-40), Matt Howard, 2011 (6 games)  
**Most Rebounds:** 42, Gordon Hayward, 2010 (6 games); Matt Howard, 2011 (6 games)  
**Most Assists:** 20, Ronald Nored, 2010 (6 games)  
**Most Steals:** 16, Ronald Nored, 2010 (6 games)  
**Most Blocked Shots:** 4, Gordon Hayward, 2010 (6 games)



Pete Campbell hit eight three-point field goals and scored 26 points in 20 minutes against South Alabama in the NCAA Tournament.

#### Team

**Most Points:** 377, 2011 (6 games)  
**Most Points Per Game:** 76.0, 2008 (2 games)  
**Field Goals:** 122, 2011 (6 games)  
**Field Goal Attempts:** 334, 2011 (6 games)  
**Field Goal Pct.:** .461 (82-178), 1962 (3 games)  
**Free Throws:** 88, 2010 (6 games)  
**Free Throw Attempts:** 130, 2010 (6 games)  
**Free Throw Pct.:** .852 (23-27), 2001 (2 games)  
**Three-Point Field Goals:** 50, 2011 (6 games)  
**Three-Point Field Goal Attempts:** 160, 2011 (6 games)  
**Three-Point Field Goal Pct.:** .444 (24-54), 2008 (2 games)  
**Rebounds:** 221, 2011 (6 games)  
**Assists:** 54, 2010 (6 games)  
**Steals:** 48, 2010 (6 games)  
**Blocked Shots:** 11, 2013 (2 games)

### All-Time

#### Individual

**Most Games:** 15, Matt Howard, 2008-11; Shawn Vanzant, 2008-11; Zach Hahn, 2008-11  
**Most Points:** 232, Shelvin Mack (13 games, 2009-11)  
**Most Rebounds:** 83, Matt Howard (15 games, 2008-11)  
**Most Assists:** 35, Shelvin Mack (13 games, 2009-11)



# Season Records

Year	Won	Lost	Pct.	Coach	Year	Won	Lost	Pct.	Coach
1896-97	1	0	1.000	Unknown	1963-64	13	13	.500	Paul D. Hinkle
1897-98	2	3	.400	James Zink	1964-65	11	15	.423	Paul D. Hinkle
1898-99	0	2	.000	James Zink	1965-66	16	10	.615	Paul D. Hinkle
1899-00	2	1	.667	Walter Kelly	1966-67	9	17	.346	Paul D. Hinkle
1900-01	2	1	.667	Walter Kelly	1967-68	11	14	.440	Paul D. Hinkle
1901-02	1	3	.250	Walter Kelly	1968-69	11	15	.423	Paul D. Hinkle
1902-03	1	3	.250	Walter Kelly	1969-70	15	11	.577	Paul D. Hinkle
1903-04	2	2	.500	Ralph Jones	1970-71	10	16	.385	George Theofanis
1904-05	6	2	.750	Wingard	1971-72	6	20	.231	George Theofanis
1905-06	1	1	.500	Wingard	1972-73	14	12	.539	George Theofanis
1906-07	2	4	.333	Art Guedel	1973-74	14	12	.539	George Theofanis
1907-08	4	4	.500	John McKay	1974-75	10	16	.385	George Theofanis
1908-09	5	2	.714	John McKay, Joe McCrea	1975-76	12	15	.444	George Theofanis
1909-10	3	4	.429	Walter Gipe	1976-77	13	14	.482	George Theofanis
1910-11	5	7	.417	Bill Diddle	1977-78	15	11	.577	Joe Sexson
1911-12	5	5	.500	Bill Diddle	1978-79	11	16	.407	Joe Sexson
1912-13	3	8	.273	G. C. Thomas	1979-80	12	15	.444	Joe Sexson
1913-14				NO BASKETBALL AT BUTLER	1980-81	5	22	.185	Joe Sexson
1914-15	3	4	.429	G. C. Thomas	1981-82	7	20	.259	Joe Sexson
1915-16	3	4	.429	G. C. Thomas	1982-83	15	13	.536	Joe Sexson
1916-17	7	6	.539	G. C. Thomas	1983-84	13	15	.464	Joe Sexson
1917-18	0	6	.000	G. C. Thomas	1984-85	19	10	.655	Joe Sexson
1918-19	1	9	.100	Joe Mullane	1985-86	9	19	.321	Joe Sexson
1919-20	2	4	.333	F. E. Ellis	1986-87	12	16	.429	Joe Sexson
1920-21	16	4	.800	Harlan O. Page	1987-88	14	14	.500	Joe Sexson
1921-22	24	6	.800	Harlan O. Page	1988-89	11	17	.393	Joe Sexson
1922-23	16	4	.800	Harlan O. Page	1989-90	6	22	.214	Barry Collier
1923-24	11	7	.611	Harlan O. Page	1990-91	18	11	.621	Barry Collier
1924-25	20	4	.833	Harlan O. Page	1991-92	21	10	.678	Barry Collier
1925-26	16	5	.762	Harlan O. Page	1992-93	11	17	.393	Barry Collier
1926-27	17	4	.810	Paul D. Hinkle	1993-94	16	13	.552	Barry Collier
1927-28	19	3	.864	Paul D. Hinkle	1994-95	15	12	.556	Barry Collier
1928-29	17	2	.895	Paul D. Hinkle	1995-96	19	8	.704	Barry Collier
1929-30	12	8	.600	Paul D. Hinkle	1996-97	23	10	.697	Barry Collier
1930-31	17	2	.895	Paul D. Hinkle	1997-98	22	11	.667	Barry Collier
1931-32	14	5	.737	Paul D. Hinkle	1998-99	22	10	.688	Barry Collier
1932-33	16	5	.762	Paul D. Hinkle	1999-00	23	8	.742	Barry Collier
1933-34	14	7	.667	Paul D. Hinkle	2000-01	24	8	.750	Thad Matta
1934-35	13	7	.650	Paul D. Hinkle	2001-02	26	6	.813	Todd Licklitter
1935-36	6	15	.286	Paul D. Hinkle	2002-03	27	6	.818	Todd Licklitter
1936-37	6	14	.300	Paul D. Hinkle	2003-04	16	14	.533	Todd Licklitter
1937-38	11	12	.478	Paul D. Hinkle	2004-05	13	15	.464	Todd Licklitter
1938-39	14	6	.700	Paul D. Hinkle	2005-06	20	13	.606	Todd Licklitter
1939-40	17	6	.739	Paul D. Hinkle	2006-07	29	7	.806	Todd Licklitter
1940-41	13	9	.591	Paul D. Hinkle	2007-08	30	4	.882	Brad Stevens
1941-42	13	9	.591	Paul D. Hinkle	2008-09	26	6	.813	Brad Stevens
1942-43	4	9	.308	Frank Hedden	2009-10	33	5	.868	Brad Stevens
1943-44				NO BASKETBALL AT BUTLER	2010-11	28	10	.737	Brad Stevens
1944-45	14	6	.700	Frank Hedden	2011-12	22	15	.595	Brad Stevens
1945-46	12	8	.600	Paul D. Hinkle	2012-13	27	9	.750	Brad Stevens
1946-47	16	7	.696	Paul D. Hinkle	2013-14	14	17	.452	Brandon Miller
1947-48	14	7	.667	Paul D. Hinkle	2014-15	23	11	.676	Chris Holtmann
1948-49	18	5	.783	Paul D. Hinkle					
1949-50	12	12	.500	Paul D. Hinkle	Totals	1518	1093	.581	117 Seasons
1950-51	5	19	.208	Paul D. Hinkle					
1951-52	12	12	.500	Paul D. Hinkle					
1952-53	14	9	.609	Paul D. Hinkle					
1953-54	13	12	.520	Paul D. Hinkle					
1954-55	10	14	.417	Paul D. Hinkle					
1955-56	14	9	.609	Paul D. Hinkle					
1956-57	11	14	.440	Paul D. Hinkle					
1957-58	16	10	.615	Paul D. Hinkle					
1958-59	19	9	.679	Paul D. Hinkle					
1959-60	15	11	.577	Paul D. Hinkle					
1960-61	15	11	.577	Paul D. Hinkle					
1961-62	22	6	.786	Paul D. Hinkle					
1962-63	16	10	.615	Paul D. Hinkle					

# Butler Lettermen



## A

Adams, 1910  
Adams, Claris, 1907  
Agnew, Ralph, 1917  
Albertson, Phil, 1940#  
Aldridge, Jackson, 2012, 13, 14, 15  
Allen, 1897  
Allen, Danny, 1991, 92, 93, 94\*  
Allen, Wilbur, 1928, 29, 30  
Allison, Scott, 1989  
Alosinac, Boris, 2006#  
Anderson, George, 1893  
Anderson, Roger, 1931  
Angell, Robert, 1961#  
Anglin, Alex, 2008, 09, 10, 11  
Anthony, Leslie, 1904  
Arbuckle, Gordan, 1931  
Archbold, Darin, 1989, 90, 91, 92\*  
Archev, Darnell, 2000, 01, 02, 03  
Armstrong, Scott, 1934, 35, 36  
Atkinson, Charles, 1940

## B

Bacon, Bill, 1898  
Bailey, Alan, 1931  
Baird, Frank, 1932, 33, 34\*  
Baker, Charles, 1893  
Baker, Dee, 1949, 50  
Baker, Patrick, 2014#, 15#  
Banks, Michael, 1991, 92  
Barlow, Alex, 2012, 13, 14, 15  
Barnett, Carl, 1907  
Barnett, Chester, 1907  
Barrick, Jim, 1959, 60  
Barrowcliff, John, 1947, 48, 49  
Bastian, Dave, 1980  
Batts, Roscoe, 1934, 35, 36  
Baumgartner, Jim, 1942  
Beam, Mark, 1983, 84, 85, 86\*  
Beauford, Brian, 1991, 92, 93  
Bennett, Dave, 1969, 70, 71  
Bennett, Steven, 2014, 15  
Berry, Rick, 1987, 88, 89, 90  
Berry, Nolan, 2014  
Betko, Julian, 2006, 07, 08\*  
Bevelhimer, Paul, 1951  
Black, Art, 1922  
Blackwell, Jess, 1961  
Bland, Eugene, 1945  
Blessing, Bob, 1924  
Blocher, LeRoy, 1962#, 63#  
Blomberg, Bruce, 1972  
Blue, Jeff, 1962, 63, 64  
Blue, Mike, 1964  
Bose, Orville, 1959, 60  
Bottema, Ray, 1945  
Bottorff, Bob, 1962  
Bowen, Tim, 1990, 91, 92, 93  
Bowens, Quincy, 1993  
Bowman, Tom, 1961, 62, 63  
Braden, Carl, 1942, 43  
Braden, Harold, 1940  
Braftford, Ralph, 1935, 36  
Braun, Leo, 1961, 62  
Brens, J. P., 1990, 91, 92, 93\*  
Brickert, Everett, 1907  
Brooks, Nick, 2004, 05  
Brown, Bill, 1966, 67  
Brown, Elijah, 2014  
Brown, Erick, 2007#, 08#, 09#  
Brown, Mark, 1904  
Brown, Paul, 1922  
Buchmeier, Tim 2007#  
Buck, Dick, 1960  
Bugg, William, 1927, 28, 29  
Bull, Robert, 1895, 96  
Bultman, Erv, 1962  
Burdsall, Orvis, 1950, 51, 52\*  
Burke, Michael, 2012#, 13#  
Burriss, Wayne, 1974, 75, 76, 77\*  
Burt, Mike, 1984, 85  
Butcher, Garrett, 2009, 10, 11, 12\*  
Butcher, Gary, 1963#, 64#, 65#  
Butler, George, 1898

Butler, Tom, 1981, 82, 83

## C

Campbell, Pete, 2007, 08\*  
Cantor, Chad, 1994, 95, 96, 97  
Carr, John, 1978, 79  
Carretta, Brian, 1995  
Caskey, Jake, 1929  
Cave, Marvin, 1948  
Chadd, Archie, 1926, 27, 28\*  
Chadd, Howard, 1931, 32  
Chambers, Charles, 1948#  
Chandler, Dana, 1927, 28, 29  
Chapman, Mike, 1964, 65  
Chapman, Ralph, 1949, 50\*  
Chickendantz, Harry, 1931, 32, 33  
Christopher, Clarence, 1925, 28  
Christopher, Marshall, 1928, 29, 30  
Chrabascz, Andrew, 2014, 15  
Clark, Ed, 1966#, 67#  
Clarke, Rotnei, 2013  
Clay, Bob, 1936  
Clayton, Jack, 1940, 41  
Collier, Barry, 1975, 76  
Colway, Eugene, 1922, 23, 24, 25  
Combs, Lester, 1940, 41  
Compton, Leroy, 1945  
Cook, 1897  
Cook, Art, 1945, 46\*  
Corbett, Norval, 1936  
Cornelius, George, 1917  
Cornette, Joel, 2000, 01, 02, 03\*  
Cosgrove, Art, 1935, 36, 38\*  
Coward, Marcus, 1994, 95  
Cox, Gary, 1967, 68  
Cox, Wally, 1955, 56, 57, 58  
Craft, Ray, 1958  
Crain, Clarence, 1971, 72, 73  
Cranny, Dick, 1952  
Cranny, Jerry, 1946, 47, 48  
Crockett, Reggie, 1950  
Crone, Brandon, 2004, 05, 06\*, 07\*  
Croner, Ken, 1985, 86  
Crosley, Jim, 1952, 53, 54\*  
Crump, Lynn, 1991#, 92#, 93#  
Cunningham, John, 1898  
Curry, Lewis, 2000, 01, 02, 03

## D

Dale, Jerry, 1981  
Daniels, 1907  
Danner, Ben, 1999#, 00#  
Darrah, 1897  
Davenport, Frank, 1904, 06  
Davenport, Fred, 1906, 07  
Davenport, T., 1906  
Davidson, 1893  
Davis, Bert, 1931, 32, 33  
Davis, Claude, 1980, 81, 82\*, 83\*  
Davis, Jackson, 2015  
Deaton, John, 1989  
Demmary, Gene, 1933, 34, 35  
Deputy, Jim, 1941, 42  
Detmer, Mason, 2012#  
DeWitt, Gerald, 1945  
Diederich, Ed, 1921  
Dietz, Bob, 1939, 40, 41\*  
Ditz, Tom, 1898, 99  
Disney, Brian, 1992#  
Ditmire, Joe, 1955, 56  
Dobson, Clarence, 1898, 99  
Donovan, Rick, 1987, 88, 89, 90  
Doyle, Jim, 1947, 48, 49, 50  
Drew, Scott, 1992#  
Dudukovich, Dan, 1995, 96, 97, 98  
Duncan, 1898  
Dunham, Kellen, 2013, 14, 15  
Dunn, John, 1974, 75, 76, 77\*

## E

Edwards, Dean, 1992  
Edwards, Scott, 1907  
Edwards, Vic, 1957  
Eggert, Kyle, 1974

Ehret, Kent, 1971, 72, 73  
Ellenberger, Norm, 1953, 54  
Engelmann, Elliot, 2007, 08  
Engle, Earl, 1959, 62  
Englerth, Charles, 1952  
Etherington, Austin, 2015  
Etherington, Brett, 1988, 89, 90, 91  
Evans, Bob, 1947, 48, 49  
Evans, Oscar, 1971, 72

## F

Falquist, Ryan, 2001  
Farley, 1898  
Fawcett, Willard, 1936, 37, 38  
Fehn, Jeff, 1975, 76, 77, 78  
Ferguson, Doug, 1970  
Ferrin, Gregg, 1963, 64  
Fields, Walt, 1949  
Fine, Marion, 1946  
Fisher, 1897, 98  
Fitzgerald, Darrin, 1984, 85, 86\*, 87\*  
Fitzgerald, Ed, 1907  
Fleecer, Vener, 1907  
Fledderjohn, John, 1964  
Fletcher, Bob, 1943  
Floyd, Walter, 1927, 28  
Fordyce, Chad, 1988, 89, 90, 91  
Fortmeyer, Phil, 1970#  
Foster, Henry, 1955, 56, 57  
Fougerousse, Art, 1951  
Fowikes, Darren, 1986, 87, 88, 89\*  
Frankfort, Marty, 1917\*, 18\*  
Frayman, Jack, 1954, 55  
Frazier, Otis, 1998  
Freeman, Darren, 1992  
Freeman, Ken, 1960, 62  
Fromm, Erik, 2011, 12, 13, 14\*  
Fromuth, Alan, 1927, 28, 29  
Fulkerson, 1897  
Furman, Davis, 2015#

## G

Gallahar, Tony, 1985, 86, 87  
Gardner, Nick, 2001, 02, 03, 04  
Garey, 1897  
Garrott, Floyd, 1970, 71  
Gault, Wade, 1989, 90, 91, 92\*  
Gavin, 1897  
Gerdt, Doug, 1978#  
Gerkensmeyer, Earl, 1935, 36, 37  
Geyer, William, 1937, 38, 39  
Giaseck, Bjorn, 1996, 97, 98, 99  
Gilbreth, Dave, 1983, 84, 85  
Givens, Chris, 1986, 87  
Givens, 1907  
Good, Charles, 1913, 17  
Graham, Alva, 1922  
Graves, A. J., 2005, 06, 07, 08\*  
Graves, Andrew, 1997, 98, 99, 00\*  
Graves, Matthew, 1994, 96, 97\*, 98\*  
Green, 1898  
Green, Dick, 1964  
Green, Lowell, 1939#  
Green, Mike, 2007, 08\*  
Green, Vince, 2003#, 04#, 05#, 06#  
Greve, Keith, 1952, 53, 54, 58\*  
Griffith, Harry, 1893  
Griffith, Henry, 1893  
Griggs, Haldane, 1923, 24, 25\*  
Grunst, Andy, 2003, 04, 05  
Grunst, Ben, 2001, 02  
Guice, Jermaine, 1991, 92, 93\*, 94\*  
Gunn, Byron, 1939, 40  
Guzek, Ted, 1955, 56, 57, 58

## H

Hackworth, Brett, 1980#  
Haffner, Dick, 1959, 60  
Hahn, Zach, 2008, 09, 10, 11  
Hainje, Rylan, 1999, 00, 01, 02  
Hall, 1893  
Hall, John, 1950, 51  
Hamilton, Bill, 1939, 40, 41  
Hardin, Steve, 1969

## K

Kaiser, Bob, 1953#  
Kampen, Elliott, 2012, 13, 14  
Kampen, Emerson, 2010, 11, 12, 13  
Karaffa, John, 1988, 89, 90, 91  
Kaufman, Dan, 1962  
Keach, Bob, 1925, 26  
Keen, Clyde, 1895, 96

Hardy, Bill, 1942  
Harker, Albert, 1923, 24, 26  
Harmsen, Brian, 1978, 79  
Harper, 1897  
Harper, Clarence, 1968, 69  
Harper, Mike, 1984, 85, 86, 87  
Harris, Joe, 1987  
Harrison, Ray, 1909  
Hartley, Alonzo, 1907  
Hartman, Norm, 1946  
Haseley, Tim, 1982, 83, 84, 85  
Haslam, Dick, 1960, 61, 62  
Haslet, William, 1931, 32  
Hayward, Gordon, 2009, 10  
Haywood, Rodney, 1988, 89, 90\*  
Hazelett, Bruce, 1967  
Heck, Carl, 2003#, 04#, 05#  
Hedden, Frank, 1931#  
Herbert, David, 1986, 87, 88  
Hester, 1897  
Hicks, Michael, 1998, 99  
Hildebrand, Oral, 1928, 29, 30\*  
Hirschy, Andy, 1996, 97, 98, 99\*  
Hogan, Pat, 1945  
Hohlt, Jim, 1967  
Holloway, Don, 1952, 53, 55\*  
Holt, Dave, 1971, 72  
Holz, Harold, 1926, 27, 28  
Hombert, John, 1956  
Hopkins, Christawn, 2011, 12  
Hooker, Orville, 1921, 22\*, 23, 24  
Hoover, Aaron, 1985  
Horan, Bruce, 2003, 04, 05, 06\*  
Hosier, Maurice, 1928, 29, 30  
Howard, Matt, 2008, 09\*, 10\*, 11\*  
Howell, Jim, 1954  
Howenstine, Fred, 1930#  
Hoyt, Garry, 1967, 68, 69  
Humbert, John, 1946  
Hummel, Lee, 1945  
Hummel, Keith, 1893  
Hunkler, Fred, 1941, 42, 43\*  
Hunt, 1898  
Hurt, Jim, 1971, 72  
Hutson, Steve, 1979, 80, 81  
Hynes, 1893

## I

Ikerd, Larry, 1983, 84, 85  
Iwema, Ron, 1963, 64, 65

## J

Jackman, Willis, 1926, 28  
Jackson, Bob, 1951  
Jackson, Thomas, 1999, 00, 01, 02  
Jaggers, Chester, 1937, 39  
James, Jeff, 2003, 04  
Jarrett, Danny, 1982, 83, 84  
Johnson, Larry, 1962  
Jones, Greg, 1982, 83  
Jones, John, 1959  
Jones, John "Skip", 1982, 83  
Jones, Johnny, 1985, 86  
Jones, Paul, 1921, 22, 23, 24  
Jones, Roosevelt, 2012, 13, 15  
Jones, Rowland, 1919, 21\*, 22  
Jones, Tom, 1964, 65  
Jones, Toy, 1934, 35\*, 36\*  
Jones, Will, 1999  
Jordan, LaVall, 1998, 99, 00, 01\*  
Joseph, Loren, 1939, 40  
Jukes, Avery, 2008, 09, 10  
Jump, 1898  
Jung, Phil, 1957





# Butler Lettermen

Kennington, Bob, 1912, 13  
 Kettenbach, 1897  
 Kettenbach, John, 1893  
 King, Bob, 1945  
 King, Morris, 1934#  
 Kingsbury, 1897  
 Kingsbury, John, 1904  
 Kingsbury, Layman, 1907, 09, 10  
 Kingsbury, Theo, 1907  
 Kitterman, Clayton, 1906, 07  
 Knobel, George, 1939, 40  
 Kokinda, Jack, 1968#  
 Kon, Marcel, 1994, 95  
 Konold, Dave, 1925  
 Kouns, Beryl, 1955  
 Krebs, Jack, 1963

## L

Labda, Lodie, 1954  
 Landwehr, Brian, 2001#, 02#, 03#, 04#  
 Larsen, Bill, 1947  
 Leffler, Mike, 1958, 59  
 Leiendecker, Grant, 2008, 09, 10, 11  
 Leslie, John, 1921, 22, 23\*  
 Lickliter, Todd, 1978, 79  
 Lightfoot, Jr., Duane, 2001, 02, 03, 04\*  
 Ligon, Brian, 2004, 05, 06\*, 07\*  
 Lile, Carl, 1974, 75  
 Lincks, Bob, 1951#, 52#  
 Lister, John, 1893, 97  
 Littrell, Jody, 1987, 88, 89, 90\*  
 Lloyd, George, 1929#  
 Lockhart, Art, 1913  
 Loop, Charles, 1897, 98  
 Loop, Martin, 1898  
 Loop, Marvin, 1895, 96  
 Lubs, Larry, 1977, 78, 79  
 Ludlow, Ovid, 1895, 96  
 Lynch, Bill, 1973, 75, 76\*, 77  
 Lynn, Chad, 1999#

## M

Maas, Charlie, 1947, 48, 49\*  
 Mack, Shelvin, 2009, 10, 11  
 MacKenzie, Jack, 1953, 54  
 Mackey, Greg, 1984, 85, 86  
 Maguire, Chester, 1907  
 Mahurin, Doug, 1981  
 Maloney, Joe, 1977, 78, 79  
 Manifold, Lothair, 1943  
 Markland, Glenn, 1917  
 Marsh, Chester, 1907, 09, 10  
 Marsh, John, 1970  
 Marshall, Khyle, 2011, 12, 13, 14\*  
 Marshall, Mike, 1997, 98, 99\*, 00\*  
 Martin, Kelan, 2015  
 Maschmeyer, Cliff, 1943  
 Mason, Daryl, 1972, 73, 74  
 Matta, Thad, 1988, 89, 90\*  
 Mauck, Bill, 1967, 68  
 Mauzy, Harold, 1904  
 McClain, Tom, 1949#, 50#  
 McCray, James, 1940, 41  
 McGaughey, Carl, 1898, 99  
 McGlocklin, Don, 1975, 76, 77, 78\*  
 McGlocklin, Jon, 1975, 76  
 McKay, Bob, 1906, 07, 09, 10  
 McKenzie, Jason, 1993, 94, 95, 96\*  
 McKinney, Brad, 1987#, 88#  
 McLaughlin, Ryan, 2008#, 09#  
 McNorton, Paul, 1923  
 McRoberts, Tim, 1981, 82, 83, 84\*  
 Mehl, Bob, 1949  
 Merrill, William, 1936, 37, 38  
 Middlesworth, Hugh, 1922, 23, 24\*  
 Miller, Brandon, 2001, 02, 03\*  
 Miller, Glenn, 1942, 43  
 Miller, Harold, 1942, 43  
 Miller, Mike, 1979, 80, 81  
 Miller, Raymond, 1931, 32, 33\*  
 Miller, William, 1958, 59  
 Milner, Gene, 1966, 67  
 Mingle, George, 1943  
 Mintner, Harry, 1895, 96

Miskel, Chris, 1993, 94, 95, 96\*  
 Mitchell, Doug, 1977, 78\*, 79\*  
 Mitchell, Sheddrick, 1956, 57  
 Mitchem, Lynn, 1980, 81, 82\*, 83\*  
 Moffett, 1909  
 Monserez, Marty, 1972, 73, 74\*  
 Monserez, Mike, 2002, 03, 04\*  
 Moore, 1897  
 Moore, Mike, 2000, 01, 02, 03  
 Moore-Beitler, David, 2007#  
 Morgan, Devontae, 2013  
 Morris, Jim, 1936#  
 Moses, John, 1959  
 Mullane, Joe, 1912  
 Murphy, Christian, 2013#, 14#, 15#  
 Murray, James, 1906, 07, 09  
 Murray, Paul, 1904  
 Murray, Ryan, 1999, 2002#, 03#  
 Mustain, John, 1954  
 Myers, Brent, 1994#, 95#, 96#  
 Myers, Jason, 1998, 99, 00  
 Myers, Tyner, 1907

## N

Neat, Lyle, 1939, 40, 41  
 Neat, Scott, 1969  
 Nell, John, 1967, 68  
 Nellems, Marcus, 2006, 07  
 Neuhouser, Jon, 1995, 96, 97\*, 98\*  
 Neumann, Chris, 2005#, 06#, 07#, 08#  
 Niedermyer, Tyler, 2008#  
 Nipper, Bob, 1923, 24, 25, 26\*  
 Nored, Ronald, 2009, 10, 11, 12\*  
 Norris, Elwood, 1941  
 Norris, Steve, 1968, 69, 70  
 Null, Mike, 1895, 96

## O

O'Brien, Ralph "Buckshot", 1947, 48, 49, 50  
 O'Brien, Waller, 1950  
 Olcott, Lloyd, 1947#  
 Ormes, 1897  
 Orner, Tom, 1976, 77, 78, 79  
 Osborne, James, 1907  
 Overman, Earl, 1935, 37

## P

Parker, 1897  
 Parker, James, 2004  
 Parrish, Ben, 1932, 33, 34  
 Parrish, Brad, 2014#, 15#  
 Patterson, Gary, 2005  
 Paul, Gordon, 1923, 24  
 Paul, Justus, 1912, 13  
 Pearson, Joe, 1970  
 Pennington, Ken, 1958, 59\*, 60\*  
 Perry, George, 1937, 38, 39\*  
 Perry, T. J., 1994, 95, 96, 97\*  
 Peterman, Mark, 1955, 56, 57\*  
 Peters, Steve, 1982#, 83#  
 Pettus, Trey, 2015  
 Petty, Jerry, 1960  
 Petty, Jim, 1966  
 Pflugner, Mike, 1996, 97, 98, 99  
 Phillips, Burdette, 1993  
 Place, A. W., 1898  
 Plump, Bobby, 1955, 56, 57, 58  
 Poer, Harold, 1893  
 Poland, Laural, 1937, 38, 39  
 Polk, Brandon, 2005, 06  
 Pollock, Doug, 1976, 77, 78  
 Pope, Gordon, 1962, 63  
 Porter, Harry, 1953, 54  
 Prenatt, Dave, 1980  
 Pritchett, Jess, 1932#  
 Proffitt, Searle, 1931, 32, 33\*

## Q

Qualters, Matt, 2014#, 15#

## R

Race, 1917  
 Radecki, Larry, 1970

Radkovic, Mike, 1952, 53\*  
 Raker, Gary, 1979, 80\*  
 Ramey, Larry, 1959, 60, 61  
 Randel, John, 1972, 73  
 Reed, Bob, 1953, 54  
 Reed, Luke, 1999  
 Redenbacher, Leon, 1956  
 Rehl, Bob, 1943  
 Reid, Charles, 1907  
 Reidenbach, Clarence, 1907  
 Reinhardt, Craig, 1974, 75  
 Reissner, Frank, 1932, 33, 34  
 Reynolds, Cleon, 1929, 30  
 Reynolds, Ryan, 2002, 03, 04  
 Reliford, Katara, 1992, 93  
 Richardson, Charles, 1939  
 Richardson, Joe, 1982, 83  
 Richardson, Thomas, 1912, 13  
 Richter, Matt, 2014#, 15#  
 Riley, Ray, 1957  
 Robbins, Pat, 1945  
 Roberts, 1897, 98  
 Roberts, Lon, 1895, 96  
 Robinson, 1893  
 Robinson, Clyde, 1935#  
 Robisch, Scott, 2000, 01, 02  
 Rockwood, Brent, 1997  
 Rodebeck, Ray, 1945  
 Rodgers, Chris, 1981, 82, 83  
 Rodgers, Nick, 2007, 08, 09, 10  
 Roe, Nate, 1907  
 Roe, Tom, 1898, 99  
 Rogers, Jeff, 1995, 96, 97\*, 98\*  
 Rollins, 1897  
 Rose, Nathaniel, 1906, 07, 09  
 Rosenstihl, Jim, 1951  
 Ryser, Dave, 1990, 91, 92

## S

Salatich, Ron, 1966, 67  
 Sanders, Dave, 1963, 64, 65  
 Scheetz, Dave, 1954, 55, 56\*  
 Schilling, Ed, 1966, 67\*  
 Schmidt, Herbert, 1907  
 Schofield, Byron, 1937  
 Schroeder, Bob, 1968, 69, 70  
 Schumacher, Wilbur, 1940, 41, 42\*  
 Schwomeyer, Herb, 1942  
 Scott, 1898  
 Scott, Bill, 1958, 59\*  
 Scott, Mickey, 1967  
 Seal, Jon, 1969, 70  
 Selimbegovic, Srdan, 1996  
 Sexson, Andy, 1980  
 Sexson, Rick, 1975, 76  
 Shade, Larry, 1964, 65, 66\*  
 Shakleton, 1893  
 Sheets, Avery, 2003, 04, 05, 06  
 Shepherd, Bill, Sr., 1947, 48, 49  
 Shepherd, Bill, Jr., 1970, 71, 72  
 Sherman, Russell, 2006#  
 Shook, Larry, 1962, 63  
 Shoup, John, 1988, 89, 90, 91  
 Showley, Lon, 1965, 66  
 Shunneson, Michael, 1994#  
 Silvers, Xerxes, 1910, 12\*, 13\*  
 Slaton, Ben, 2006, 07, 08  
 Smalligan, Jamie, 2004, 05  
 Smeathers, Andrew, 2012, 13  
 Smith, Andrew, 2010, 11, 12, 13\*  
 Smith, David, 1893  
 Smith, Lewis, 1937#  
 Sommerville, 1893  
 Spadorcia, Jon, 1969  
 Speckman, Dave, 1973, 74, 75  
 Spielburg, Jacob, 2014#, 15#  
 Steele, Travis, 2001#  
 Steiner, Jerry, 1938, 39, 40\*  
 Stewart, Ray, 1952, 53  
 Stigall, Chase, 2010, 11, 12, 13  
 Stohler, Gene, 1950  
 Streicher, Drew, 2005, 06, 07, 08\*  
 Strole, Gerald, 1925, 26  
 Summers, Ed, 1926

Sussman, Henry, 1917

## T

Tackett, Marshall, 1930, 31, 32\*  
 Taylor, John, 1991, 92, 93, 94\*  
 Tharpe, Harold, 1907, 09  
 Theofanis, George, 1952, 57  
 Thomas, Cullen, 1909, 10, 12  
 Thomas, Frank, 1979, 80  
 Thompson, 1898  
 Thompson, Ed, 1977, 78, 79  
 Thompson, Luther, 1893  
 Tidrow, Ernie, 1942, 43  
 Todd, Jared, 2012#, 13#, 14#  
 Toon, Herod, 1945, 46, 47\*, 48\*  
 Townsend, Earl, 1907  
 Trice, Travis, 1994, 95\*  
 Tryer, Lester, 1897  
 Tucker, Chad, 1984, 85, 86\*, 88\*

## U

Underwood, Evan, 2015#

## V

Vandermeer, Melvin, 1939, 40  
 van Rijn, Rolf, 1995, 96, 97, 98  
 Van Sickle, Wayne, 1899  
 Van Wirt, 1910  
 Vanzant, Shawn, 2008, 09, 10, 11  
 Veasley, Willie, 2007, 08, 09, 10\*  
 Volovic, Michael, 2014  
 VonBargen, Scott, 1987

## W

Wagener, Don, 1938  
 Wakefield, Bob, 1925, 26, 27\*  
 Wallace, Roger, 1907  
 Walls, Rob, 2001, 02, 03  
 Warren, Tony, 1980, 81, 82\*, 83  
 Watson, Mike, 1971  
 Weaver, Paul, 1942, 43  
 Weber, John, 1961, 62  
 Weidekamp, Flavian, 1951  
 Weir, Paul, 1906  
 Wells, John, 1956#  
 White, Frank, 1927, 28, 29\*  
 Whitinghill, Wilbur, 1940  
 Wideman, Tyler, 2015  
 Williams, Frank, 1893  
 Williams, Gerry, 1961, 62, 63  
 Williams, Jeff, 1973, 74, 75  
 Wilson, Don, 1961, 62  
 Wilson, Kelsey, 1994, 95, 96, 97  
 Wilson, Michael, 1989, 90, 91, 92\*  
 Windhurst, Bob, 1945  
 Winingor, Doug, 1967, 68\*  
 Wise, Verl, 1913  
 Withrow, Lyle, 1930, 31  
 Wolfe, Charles, 1907  
 Wolfe, Richards, 1931, 32  
 Wood, Marvin, 1948, 49, 50  
 Woods, Kameron, 2012, 13, 14, 15  
 Woodling, Homer, 1924  
 Wright, 1893

## Y

Yeater, Mike, 1986, 87  
 Young, Clayton, 2013#, 14#, 15#

## Z

Ziemba, Paul, 1999#, 00#, 01#

\*Team captain. #Team manager.

# All-Time Results



1892-93

No Results Available

**Varsity Award Winners:** George Anderson, Charles Baker, Davidson, Harry Griffith, Henry Griffith, Hall, Keith Hummell, Hynes, John Kettenbach, John Lister, Ormes, Harold Poer, Robinson, Shakleton, David Smith, Sommerville, Luther Thompson, Frank Williams, Wright.

1893-94

No Results Available

1894-95

No Results Available

**Varsity Award Winners:** Robert Bull, Clyde Keen, Marvin Loop, Ovid Ludlow, Harry Minter, Mike Null, Lon Roberts.

1896-97

Record: 1-0

W Y.M.C.A. 13-1  
**Varsity Award Winners:** Allen, Cook, Darrah, Fisher, Fulkerson, Garey, Gavin, Harper, Hester, Kettenbach, Kingbury, Lister, Loop, Moore, Parker, Roberts, Rollins, Tryer.

1897-98

Record: 2-3

**Coach:** James Zink  
L Indiana 6-22  
W Rose Polytechnic Inst. 18-0  
L Miami (Ohio) 0-6  
W Earlham 18-0  
L Indianapolis Ath. Club 0-14  
**Varsity Award Winners:** Bill Bacon, George Butler, John Cunningham, Dom Diltz, Clarence Dobson, Duncan, Farley, Fisher, Green, Hunt, Jump, Charles Loop, Martin Loop, Carl McGaughey, A. Place, Roberts, Tom Roe, Scott Thompson.

1898-99

Record: 0-2

**Coach:** James Zink  
No Results Available

1899-00

Record: 2-1

**Coach:** Walter Kelly  
No Results Available

1900-01

Record: 2-1

**Coach:** Walter Kelly  
W INDIANA 20-17  
W Indiana 24-20  
L Purdue 12-41  
**Varsity Award Winners:** Unknown

1901-02

Record: 1-3

**Coach:** Walter Kelly  
W Indiana 17-15  
L PURDUE 23-30  
L INDIANA 29-32  
L Purdue 24-71  
**Varsity Award Winners:** Unknown

1902-03

Record: 1-3

**Coach:** Walter Kelly  
L Indiana 16-28  
L INDIANA 23-35  
**Varsity Award Winners:** Unknown

1903-04

Record: 2-2

**Coach:** Ralph Jones

W Indiana State Normal 28-14  
L DePauw 24-38  
L Earlham 23-43  
W Indiana State Normal 22-14  
**Varsity Award Winners:** Leslie Anthony, Mark Brown, Frank Davenport, John Kingsbury, Harold Mauzy, Paul Murray.

1904-05

Record: 6-2

**Coach:** Wingard  
W Wabash 30-23  
L Indiana 23-41  
W Franklin 30-29  
L Indiana State Normal 29-31  
W Franklin 45-22  
W INDIANA 44-29  
W Hanover 44-23  
W Earlham 41-36  
**Varsity Award Winners:** Unknown

1905-06

Record: 1-1

**Coach:** Wingard  
W Shortridge High School 18-8  
L Indiana 11-42  
**Varsity Award Winners:** Frank Davenport, Fred Davenport, T. Davenport, Clayton Kitterman, Robert McKay, James Murray, Nathaniel B. Rose, Paul Weir.

1906-07

Record: 2-4

**Coach:** Art Guedel  
W Purdue Medical School 46-8  
L DePauw 28-43  
W Indiana State Normal 23-20  
L Indiana 17-30  
L Indiana 7-46  
L Earlham 13-33  
**Varsity Award Winners:** Claris Adams, Carl Barnett, Chester Barnett, Everett Brickert, Daniels, Fred Davenport, Scot Edwards, Ed Fitzgerald, Vener Fleece, Givens, Alonzo Hartley, Layman Kingsbury, Theo Kingsbury, Clayton Kitterman, Robert McKay, Chester Maguire, Chester Marsh, James Murray, Tyner Myers, James Osborne, Charles E. Reid, Clarence Reidenbach, Nate Roe, Nathaniel B. Rose, Herbert Schmidt, Harold Tharpe, Earl Townsend, Roger Wallace, Charles Wolfe.

1907-08

Record: 4-4

**Coach:** John McKay  
L Rose Polytechnic Inst. 17-34  
W Indiana State Normal 35-24  
W Indiana Law School 43-17  
L Earlham 21-29  
W DePauw 23-22  
L DePauw 21-27  
L Rose Polytechnic Inst. 13-33  
W Miami, Ohio 47-12  
**Varsity Award Winners:** Unknown

1908-09

Record: 5-2

**Coach:** Joe McCrea, John McKay  
**Captain:** James Murray  
W Hanover 37-21  
L Notre Dame 11-47  
L Earlham 16-28  
W Franklin 15-10  
W Hanover 26-18  
W Transylvania 29-28  
W DePauw 32-24  
**Varsity Award Winners:** Ray Harrison, Layman Kingsbury, Robert McKay, Chester Marsh, Moffett, James Murray, Nate Rose,

Tharp, Cullen Thomas.

1909-10

Record: 3-4

**Coach:** Walter Gipe  
L Hanover 23-38  
L Notre Dame 16-49  
W Indiana State Normal 25-8  
L Wabash 19-55  
L Hanover 31-53  
W DePauw 27-21  
W Indiana State Normal 38-15  
**Varsity Award Winners:** Adams, Layman Kingsbury, McKay, Chester Marsh, Silvers, Cullen Thomas, Van Wirt.

1910-11

Record: 5-7

**Coach:** Bill Diddle  
W Franklin 26-10  
L Indiana 16-41  
W Indiana State Normal 25-10  
L DePauw 14-15  
L Wabash 8-27  
L Wabash 18-25  
W Indiana State Normal 36-14  
L Cincinnati 11-15  
L Centerville 16-21  
L Georgetown 18-22  
W DePauw 25-18  
W Franklin 22-19  
**Varsity Award Winners:** Unknown

1911-12

Record: 5-5

**Coach:** Bill Diddle  
**Captain:** Xerxes Silvers  
W Franklin 33-8  
L Indiana 12-15  
L Earlham 15-32  
W Indiana State Normal 25-17  
L Purdue 12-51  
W Indiana State Normal 24-21  
W Indiana 23-17  
L Franklin 8-18  
L DePauw 20-21  
W DePauw 20-15  
**Varsity Award Winners:** Robert Kennington, Joe Mullane, Justus Paul, Thomas Richardson, Xerxes Silvers, Cullen Thomas.

1912-13

Record: 3-8

**Coach:** G. C. Thomas  
**Captain:** Xerxes Silvers  
L Indiana State Normal 11-29  
L Rose Polytechnic Inst. 21-31  
L Earlham 23-26  
L Earlham 21-27  
W Franklin 21-18  
L Indiana State Normal 33-43  
L Rose Polytechnic Inst. 7-19  
L Wabash 15-46  
L Franklin 21-24  
W Hanover 26-18  
W Hanover 26-17  
**Varsity Award Winners:** Charles Good, Robert Kennington, Arthur Lockhart, Justus Paul, Thomas Richardson, Xerxes Silvers, Verl Wise.

1913-14

No Basketball

1914-15

Record: 3-4

**Coach:** G. C. Thomas  
L Indiana Dental 26-36  
W Danville Cent. Normal 46-19

L Danville Cent. Normal 11-53  
W Indiana State Normal 24-23  
L Franklin 27-56  
W Rose Polytechnic 24-21  
L Earlham 24-50  
**Varsity Award Winners:** Unknown

1915-16

Record: 3-4

**Coach:** G. C. Thomas  
W Indiana Dental 24-14  
L Wabash 14-32  
W Rose Polytechnic 31-21  
W Indiana Dental 27-23  
L Rose Polytechnic 24-28  
L Franklin 12-24  
L Indiana State Normal 23-35  
**Varsity Award Winners:** Unknown

1916-17

Record: 7-6

**Coach:** G. C. Thomas  
**Captain:** Marty Frankfort  
W Indiana Dental 19-15  
W Hanover 28-18  
W Earlham 35-19  
L Indiana 9-18  
W Rose Polytechnic 26-21  
L Indiana State Normal 12-29  
W Franklin 18-17  
W Franklin 34-14  
L Indiana Dental 18-25  
L Indiana State Normal 31-35  
W Rose Polytechnic 35-26  
L Franklin 11-35  
L Indiana Dental 21-23  
**Varsity Award Winners:** Ralph Agnew, George Cornelius, Marty Frankfort, Charles Good, Glenn Markland, Race, Henry Sussman.

1917-18

Record: 0-6

**Coach:** G. C. Thomas  
**Captain:** Marty Frankfort  
L Nat. Ama. Gym Union 0-39  
L Rose Polytechnic 20-40  
L Indiana Dental 19-40  
L Franklin 16-23  
L Earlham 20-41  
L Indiana Dental 22-35  
**Varsity Award Winners:** Unknown

1918-19

Record: 1-9

**Coach:** Joe Mullane  
L Wabash 21-38  
L DePauw 27-42  
L Indiana State Normal 30-45  
L Indiana Dental 30-36  
L Earlham 35-37  
W Franklin 33-22  
L Indiana State Normal 28-29  
L Earlham 11-22  
L Wabash 26-29  
L Franklin 18-48  
**Varsity Award Winners:** Rowland Jones.

1919-20

Record: 2-4

**Coach:** F. E. Ellis  
W Danville Cent. Normal 44-18  
W Indiana State Normal 26-20  
L Rose Polytechnic 26-27  
L Wabash 17-35  
L Rose Polytechnic 16-39  
L Indiana State Normal 32-34



# All-Time Results



**Harlan O. "Pat" Page**  
1920-26

1920-21  
Record: 16-4

**Coach:** Harlan O. Page  
**Captain:** Rowland Jones

W Indiana Dental	31-26
W Indiana Dental	33-17
W Earlham	42-29
L Purdue	26-41
W Rose Polytechnic	38-18
W Danville Cent. Normal	41-13
W Mooresville	33-31
W Cincinnati Y.M.C.A.	59-25
L Purdue	28-37
W Louisville	62-24
W Evansville	34-24
W Franklin	32-23
W Indiana State Normal	41-30
W Rose Polytechnic	44-19
L Wabash	25-34
W Earlham	31-27
W Indiana State Normal	32-28
W Indiana Dental	29-10
L Wabash	25-29
W Chicago	29-21

**Varsity Award Winners:** Ed Diederich, Orville Hooker, Paul Jones, Rowland Jones, John Leslie.

1921-22  
Record: 24-6

**Coach:** Harlan O. Page  
**Captain:** Orville Hooker

W IND.CHAMBER OF COMM.	34-29
W Danville Central Normal	61-17
W Hanover	35-31
W Indiana Law School	35-14
W FAIRBANKS-MORSE	55-15
W Manchester	31-29
W Wisconsin	26-20
W Chicago	16-13
L Purdue	19-42
W Yale	51-16
W Vincennes YMCA	32-24
W Notre Dame	37-21
W Rose Polytechnic	35-28
L Illinois	28-30
W Indiana State Normal	49-24
W Earlham	61-27
W Notre Dame	28-23
W Centre	31-9
W Kalamazoo Normal	27-18
W South Bend YMCA	25-18
L DePauw	23-29
W Wabash	31-26
W EVANSVILLE	67-17
W Centre	43-25

W Franklin	35-26
L Franklin	29-30
W Earlham	35-18
W LAKE FOREST	43-23
L Wabash	24-31
L DePauw	16-25

**Varsity Award Winners:** Arthur Black, Paul Brown, Eugene Colway, Alva Graham, Orville Hooker, Paul Jones, Rowland Jones, John Leslie, Hugh Middlesworth.

1922-23  
Record: 16-4

**Coach:** Harlan O. Page  
**Captain:** John Leslie

W Wisconsin	20-13
L Marquette	17-18
W Illinois	29-25
W Notre Dame	29-14
W Purdue	43-20
W Rose Polytechnic	57-16
W Notre Dame	41-18
W DePauw	28-22
W Wabash	29-21
L Wabash	19-32
W Earlham	43-26
L Franklin	17-25
W Danville Cent. Normal	61-17
W Indiana Dental	51-17
W Carnegie Technical	42-16
W Chicago	30-15
W Earlham	48-37
W Hanover	55-34
W Indiana State Normal	38-26
L Franklin	22-26

**Varsity Award Winners:** Eugene Colway, Haldane Griggs, Albert Harker, Orville Hooker, Paul Jones, John Leslie, Paul McNorton, Hugh Middlesworth, Robert Nipper, Gordon Paul.

1923-24  
Record: 11-7

## AAU NATIONAL CHAMPIONS

**Coach:** Harlan O. Page  
**Captain:** Hugh Middlesworth

L Iowa	23-26
L Franklin	19-35
L DePauw	21-36
W Chicago	26-17
L DePauw	17-23
W Hanover	32-24
L Illinois	27-28
L Wabash	23-28
W Wabash	35-17
W Hanover	38-21
L Wisconsin	23-25
W Marquette	24-18
W Haskell Inst.	51-18
W Franklin	36-22
W Schooley-Woodstock#	34-29
W Hillyards#	35-29
W Kansas St. Teachers#	40-21
W K. C. Athletic Club#	30-26

**Varsity Award Winners:** Robert Blessing, Eugene Colway, Haldane Griggs, Albert Harker, Orville Hooker, Paul Jones, Hugh Middlesworth, Robert Nipper, Gordon Paul, Homer Woodling.  
#AAU National Tournament.

1924-25  
Record: 20-4

<b>Coach:</b> Harlan O. Page <b>Captain:</b> Haldane Griggs	
W MANCHESTER	50-25
W Iowa	26-22
W Wisconsin	22-16
W Marquette	25-17
W ILLINOIS	24-22

W VANDERBILT	37-17
L Ohio State	25-34
W LOMBARD	41-23
W NOTRE DAME	31-16
W Dayton	28-22
W DePauw	18-16
W Chicago	23-17
L WABASH	19-22
W Concordia Seminary	32-15
W Vanderbilt	33-13
W Notre Dame	32-23
L FRANKLIN	17-22
W DePAUW	30-25
W Franklin	29-16
L Wabash	31-35
W EARLHAM	40-30
W Ball State	28-13
W Kansas City Ath. Club	29-28
W Earlham	28-18


**Varsity Award Winners:** Clarence Christopher, Eugene Colway, Haldane Griggs, Bob Keach, David Konold, Robert Nipper, Gerald Strole, Bob Wakefield.

1925-26  
Record: 16-5

**Coach:** Harlan O. Page  
**Captain:** Robert Nipper

W Muncie Normal	41-13
L Manchester	28-32
L Illinois	22-23
L Iowa	24-26
W Franklin	31-17
W Dayton	44-12
W DePauw	43-23
W Earlham	31-15
W Wayne State (Mich.)	36-25
W Mich. State Normal	28-21
W Chicago	20-18
L Wisconsin	24-31
W Marquette	42-20
W Wabash	37-29
W DePauw	28-27
W Franklin	30-26
W Wabash	25-23
L St. Louis	20-30
W Lombard	34-23
W Missouri	37-15
W Earlham	61-18

**Varsity Award Winners:** Archie Chadd, Albert Harker, Harold Holz, Willis Jackman, Robert Keach, Robert Nipper, Gerald Strole, Edward Summers, Robert Wakefield.



**Paul D. "Tony" Hinkle**  
1926-42, 1945-70

1926-27  
Record: 17-4

**Coach:** Paul D. Hinkle  
**Captain:** Bob Wakefield

W Central Normal	27-24
W Coe	29-25
L Lombard	24-25
W Wesleyan	27-21
W Chicago	30-28
W Muncie Normal	40-38
W Marquette	33-30
L Evansville	23-25
W Michigan State	53-16
W DePauw	30-25
W Illinois	32-30
W Franklin	29-26
L Evansville	27-35
W Wabash	40-22
W DePauw	40-33
W Franklin	38-31
W Wabash	32-30
W Michigan State	29-23
W Iowa	47-32
W Marquette	35-23
L Kalamazoo Teachers	27-34

**Varsity Award Winners:** William Bugg, Archie Chadd, Dana Chandler, Walter Floyd, Alan Fromuth, Harold Holz, Bob Wakefield, Frank White.

1927-28  
Record: 19-3

**Coach:** Paul D. Hinkle  
**Captain:** Archie Chadd

W Danville Cent. Normal	49-22
L Wisconsin	18-25
W Concordia Seminary	50-10
W Evansville	38-32
W Nat. Am. Gym Union	42-32
W Franklin	40-32
W Evansville	33-27
W DePauw	36-19
W Danville Cent. Normal	34-25
W Wabash	28-26
W Marquette	23-20
W Loyola	27-17
L Notre Dame	24-32
W Franklin	29-21
W Wabash	35-22
W Marquette	53-13
W DePauw	32-27
W NOTRE DAME#	21-13
W Purdue	24-19
L Purdue	27-36
W Muncie Cent. Normal	39-34
W Chicago	25-24

**Varsity Award Winners:** Wilbur Allen, William Bugg, Archie Chadd, Dana Chandler, Clarence Christopher, Marshall Christopher, Walter Floyd, Alan Fromuth, Oral Hildebrand, Harold Holz, Maurice Hosier, Willis Jackman, Frank White.  
#First game in Hinkle Fieldhouse.

1928-29  
Record: 17-2

## NATIONAL COLLEGIATE CHAMPIONS

**Coach:** Paul D. Hinkle  
**Captain:** Frank White

W PITTSBURGH	35-33
W PURDUE#	28-27
W DANVILLE CENT. NORMAL	35-22
W NORTH CAROLINA	43-20
W MISSOURI	38-25
L at Chicago	21-24
W FRANKLIN	34-26
W EVANSVILLE	56-10
W DePAUW	35-20
W INDIANA CENTRAL	67-19
W at Evansville	40-31

# All-Time Results



W at Illinois 33-28  
 W at Wabash (OT) 32-28  
 W at Franklin 41-33  
 L NOTRE DAME 21-24  
 W at DePauw 34-23  
 W EARLHAM 47-19  
 W WABASH 27-22  
 W at Notre Dame 35-16  
**Varsity Award Winners:** Wilbur Allen, William Bugg, Jacob Caskey, Dana Chandler, Marshall Christopher, Alan Fromuth, Oral Hildebrand, Maurice Hosier, Cleon Reynolds, Frank White, George Lloyd (Mgr.).  
 #Fieldhouse Dedication Game.

**1929-30**  
**Record: 12-8**

**Coach:** Paul D. Hinkle  
**Captain:** Oral Hildebrand  
 W MANCHESTER 53-22  
 W NATIONAL AM. GYM UNION 20-17  
 W PURDUE 36-29  
 W MONTANA STATE 49-32  
 W Vanderbilt 39-14  
 L Danville Cent. Normal 16-40  
 W NEBRASKA 38-26  
 W Illinois 28-18  
 W CHICAGO 28-21  
 W WABASH 32-15  
 L Franklin 20-34  
 W DANVILLE CENT. NORMAL 27-19  
 W DePauw 39-29  
 L LOYOLA 14-22  
 W EVANSVILLE 63-21  
 L Wabash 14-16  
 L NOTRE DAME 20-28  
 L Earlham 27-31  
 L Notre Dame 16-29  
 L FRANKLIN 28-31

**Varsity Award Winners:** Wilbur Allen, Marshall Christopher, Oral Hildebrand, Maurice Hosier, Cleon Reynolds, Marshall Tackett, Lyle Withrow, Fred Howenshine (Mgr.)

**1930-31**  
**Record: 17-2**

**Coach:** Paul D. Hinkle  
 W CINCINNATI 36-12  
 W BRIGHAM YOUNG 45-34  
 W LOYOLA 27-22  
 W ALABAMA 23-20  
 W ARKANSAS 37-21  
 W INDIANA STATE 35-23  
 W Louisville 33-16  
 W WABASH 30-20  
 W WESTERN STATE 31-28  
 W Evansville 27-17  
 W Concordia Seminary 30-23  
 L Nebraska 14-32  
 W Centenary 34-16  
 W Franklin 25-18  
 W LOUISVILLE 23-18  
 L Notre Dame 19-27  
 W WABASH 23-18  
 W FRANKLIN 19-14  
 W NOTRE DAME 20-15

**Varsity Award Winners:** Roger Anderson, Gordon Ar buckle, Alan Bailey, Howard Chadd, Harry Chickedantz, Bert Davis, William Haslet, Ray Miller, Searl Proffitt, Marshall Tackett, Lyle Withrow, Richard Wolfe, Frank Hadden (M)

**1931-32**  
**Record: 14-5**

**Coach:** Paul D. Hinkle  
**Captain:** Marshall Tackett  
 W SOUTHERN CALIFORNIA 35-16

W EVANSVILLE 23-19  
 L Loyola 21-22  
 W PITTSBURGH 23-20  
 W Illinois 22-17  
 W Hanover 38-11  
 W MONTANA STATE 28-17  
 W Danville Cent. Normal 27-19  
 W Wabash 38-14  
 W WESTERN STATE 39-19  
 L Indiana State Normal 31-35  
 W Ball State 36-22  
 L Wisconsin 17-28  
 L NOTRE DAME 32-37  
 W Franklin 38-32  
 W Danville Cent. Normal 32-27  
 W Wabash 23-16  
 L Notre Dame 23-28  
 W Franklin 37-28

**Varsity Award Winners:** Frank Baird, Howard Chadd, Harry Chickedantz, Bert Davis, William Haslet, Ray Miller, Ben Parrish, Searle Proffitt, Frank Reissner, Marshall Tackett, Richard Wolfe, Jess Pritchett (Mgr.)

**1932-34 - Missouri Valley Conference**

**1932-33**  
**Record: 16-5**

**Coach:** Paul D. Hinkle  
**Captain:** Ray Miller, Searle Proffitt  
 L INDIANA STATE 21-40  
 W MISSOURI 30-23  
 L PITTSBURGH OT 30-38  
 W WESTERN STATE 41-38  
 L DANVILLE CENT. NORMAL 32-41  
 W Drake 36-12  
 W Grinnell 56-22  
 W Wabash 31-27  
 W Notre Dame 27-25  
 W OKLAHOMA A & M 31-18  
 W FRANKLIN 47-28  
 W Oklahoma A & M 26-21  
 L Creighton 25-35  
 W Washington 34-32  
 W WASHINGTON 33-27  
 W GRINNELL 46-15  
 W WABASH 37-20  
 W Franklin 40-32  
 W CREIGHTON 45-33  
 W DRAKE 43-21  
 L NOTRE DAME 41-42

**Varsity Award Winners:** Frank Baird, Harry Chickedantz, Bert Davis, Gene Demmary, Ray Miller, Ben Parrish, Searle Proffitt, Frank Reissner.

**1933-34**  
**Record: 14-7**

**Coach:** Paul D. Hinkle  
**Captain:** Frank Baird  
 L INDIANA CENTRAL 31-32  
 W FRANKLIN 34-22  
 W PITTSBURGH 35-24  
 L Purdue 34-37  
 W INDIANA STATE 24-20  
 W WASHINGTON 42-26  
 L Notre Dame 17-37  
 W Franklin 35-27  
 W CREIGHTON 48-30  
 W WABASH 35-32  
 W GRINNELL 36-24  
 W OKLAHOMA A & M 38-26  
 W OKLAHOMA A & M 49-26  
 W DRAKE 39-27  
 L Wabash 24-31  
 W Washington (Mo.) 53-47  
 L Wisconsin 27-37  
 W Drake 28-18  
 W Creighton 33-32

L Grinnell 24-26  
 L NOTRE DAME 24-34  
**Varsity Award Winners:** Scott Armstrong, Frank Baird, Roscoe Batts, Gene Demmary, Toy Jones, Ben Parrish, Frank Reissner, Morris King (Mgr.)

**1934-35**  
**Record: 13-7**

**Coach:** Paul D. Hinkle  
**Captain:** Gene Demmary  
 W EARLHAM 44-29  
 W INDIANA CENTRAL 37-24  
 L Pittsburgh 24-42  
 L Purdue 31-34  
 W Illinois 39-24  
 L Northwestern 36-41  
 W Chicago 37-31  
 W FRANKLIN 37-19  
 W Wabash 30-24  
 L Notre Dame 29-30  
 W Loyola 43-25  
 W Valparaiso 41-25  
 W Indiana State Normal 54-40  
 W Western Reserve 56-39  
 W Franklin 39-23  
 W Western State 50-39  
 W Danville Central Normal 51-32  
 L WABASH 22-28  
 L NOTRE DAME 23-27  
 L Indiana State 31-47

**Varsity Award Winners:** Scott Armstrong, Roscoe Batts, Ralph Brafford, Arthur Cosgrove, Gene Demmary, Earl Gerkenmeyer, Toy Jones, Earl Overman, Clyde Robinson (Mgr.)

**1935-36**  
**Record: 6-15**

**Coach:** Paul D. Hinkle  
**Captain:** Toy Jones  
 L INDIANA CENTRAL 34-39  
 W FRANKLIN 38-29  
 L PITTSBURGH 28-36  
 W PURDUE 41-39  
 W CINCINNATI 39-26  
 L MICHIGAN 23-26  
 W WABASH 43-30  
 L Earlham 35-41  
 L Notre Dame 27-35  
 L Detroit 32-38  
 W Michigan State 24-21  
 L Western State 39-42  
 W Marquette 38-35  
 L Wisconsin 24-28  
 L Northwestern 38-53  
 L KENTUCKY 28-39  
 L DANVILLE CENT. NORM. 26-27  
 L Wabash 32-35  
 L INDIANA STATE 35-37  
 L Franklin 37-38  
 L NOTRE DAME 30-34

**Varsity Award Winners:** Scott Armstrong, Roscoe Batts, Ralph Brafford, Robert Clay, Norval Corbett, Art Cosgrove, Willard Fawcett, Earl Gerkenmeyer, Toy Jones, William Merrill, James Morris (Mgr.).

**1936-37**  
**Record: 6-14**

**Coach:** Paul D. Hinkle  
 L EARLHAM 27-33  
 L PITTSBURGH 21-32  
 L at Purdue 14-44  
 L INDIANA CENTRAL 27-41  
 W WISCONSIN 43-23  
 L INDIANA 27-61

L MICHIGAN 27-36  
 L at Notre Dame 24-25  
 L DePAUW 28-29  
 L at Xavier 26-28  
 W MARQUETTE 29-26  
 L FRANKLIN 27-30  
 W at Wabash 26-13  
 L DANVILLE CENT. NORMAL 28-32  
 W MICHIGAN STATE 27-21  
 L at Franklin 32-37  
 W WABASH 30-24  
 L at DePauw 26-27  
 W at Indiana State 32-28  
 L NOTRE DAME 17-42

**Varsity Award Winners:** Willard Fawcett, Earl Gerkenmeyer, William Geyer, Chester Jagers, William Merrill, Earl Overman, George Perry, Laural Poland, Bryon Schofield, Lewis Smith

**1937-38**  
**Record: 11-12**

**Coach:** Paul D. Hinkle  
**Captain:** Arthur Cosgrove  
 W OAKLAND CITY 45-26  
 W LOUISVILLE 28-23  
 W PITTSBURGH 24-23  
 L IOWA 31-36  
 W NORTHWESTERN 30-21  
 W BOSTON 38-33  
 W CINCINNATI 38-25  
 W MICHIGAN 38-35  
 W at DePauw 32-28  
 L DANVILLE CENT. NORM. 15-22  
 L INDIANA CENTRAL 40-43  
 L at Notre Dame 26-39  
 L at Michigan State 15-21  
 L at Detroit 21-25  
 L INDIANA 23-42  
 W WABASH 25-22  
 L at Franklin 26-39  
 L MARQUETTE 20-25  
 L NOTRE DAME 22-45  
 W DePAUW 40-24  
 L at Wabash 28-38  
 W FRANKLIN 32-30  
 L at Marquette 32-39

**Varsity Award Winners:** Arthur Cosgrove, Willard Fawcett, William Geyer, William Merrill, George Perry, Laural Poland, Jerome Steiner, Don Wagener.

**1938-39**  
**Record: 14-6**

**Coach:** Paul D. Hinkle  
**Captain:** George Perry  
 W VALPARAISO 44-26  
 W IOWA 31-29  
 W WISCONSIN 24-21  
 L INDIANA 29-46  
 L MICHIGAN 31-40  
 L at Marquette 36-43  
 L at Notre Dame 35-37  
 W DePAUW 54-27  
 W at Franklin 46-41  
 W MICHIGAN STATE 34-33  
 L at Detroit 24-33  
 L at Michigan State 29-39  
 W at DePaul 39-29  
 W FRANKLIN 31-24  
 W at Wabash 27-25  
 W INDIANA CENTRAL 37-33  
 W ST. JOSEPH'S 41-29  
 W at DePauw 46-39  
 W WABASH 42-16  
 W NOTRE DAME 35-27

**Varsity Award Winners:** Robert Dietz, William Geyer, Byron Gunn, William Hamilton, Chester Jagers, Loren Joseph, George Knobel, Lyle Neat, George Perry,



# All-Time Results

Laural Poland, Charles Richardson, Jerome Steiner, Melvin Vandermeer, Lowell Green (Mgr.).

## 1939-40

Record: 17-6

Coach: Paul D. Hinkle  
Captain: Jerome Steiner

W BALL STATE	29-23
W PITTSBURGH	47-36
W IOWA	35-32
L INDIANA	33-40
W SOUTHERN METHODIST	42-37
L ILLINOIS	18-37
L Long Island#	44-46
W at La Salle	46-37
W FRANKLIN	49-35
W at DePauw	47-21
L at Notre Dame	39-55
W DETROIT	41-34
W WABASH	47-26
W at Loyola	43-39
W at Franklin	61-43
L OHIO STATE	45-51
W at Wisconsin	50-46
L NORTHWESTERN	30-32
W CCONY	38-36
W MARQUETTE	43-32
W at Wabash	31-27
W DePAUW	56-25
W NOTRE DAME	39-38

Varsity Award Winners: Charles Atkinson, Harold Braden, Jack Clayton, Lester Combs, Robert Dietz, Byron Gunn, William Hamilton, Loren Joseph, George Knobel, James McCray, Lyle Neat, Wilbur Schumacher, Jerome Steiner, Melvin Vandermeer, Wilbur Whitinghill, Phillip Albertson (Mgr.).  
#Madison Square Garden, New York, NY

## 1940-41

Record: 13-9

Coach: Paul D. Hinkle  
Captain: Robert Dietz

L INDIANA	36-39
W at Ohio State	51-49
W NORTHWESTERN	32-31
L MICHIGAN	25-32
L PITTSBURGH	40-41
L at DePaul	32-53
W XAVIER	57-33
L at Notre Dame	35-45
W DePAUW	38-34
W FRANKLIN	45-32
W at Ball State	38-36
L Long Island%	35-46
L at St. Joseph's (Pa.)	43-47
W OHIO STATE	52-30
W at Wabash	41-36
L at Marquette	37-41
L at Wisconsin	55-59
W MARQUETTE	40-38
W at DePauw	33-28
W WABASH	34-30
W NOTRE DAME	54-40
W at Franklin	38-34

Varsity Award Winners: Jack Clayton, Lester Combs, James Deputy, Robert Dietz, Bill Hamilton, Fred Hunckler, Jim McCray, Lyle Neat, Elwood Norris, Wilbur Schumacher.  
%Madison Square Garden, New York, NY

## 1941-42

Record: 13-9

Coach: Paul D. Hinkle  
Captain: Wilbur Schumacher

W FRANKLIN	50-40
L at Northwestern	40-46
L at Illinois	50-52

W IOWA	41-35
W PITTSBURGH	39-29
L PURDUE	34-50
W MICHIGAN	45-37
W OREGON STATE	35-29
L GREAT LAKES NAVAL	40-51
W WABASH	34-29
L at Marquette	29-39
W at DePauw	41-34
W NOTRE DAME	49-43
W BALL STATE	38-36
L at Michigan State	39-40
W CHANUTE FIELD	37-32
W Franklin	43-31
W MICHIGAN STATE	38-36
L MARQUETTE	30-40
L at Wabash	35-42
W DePAUW	32-28
L at Notre Dame	54-57

Varsity Award Winners: James Baumgartner, Carl Braden, James Deputy, Bill Hardy, Fred Hunckler, Glenn Miller, Harold Miller, Wilbur Schumacher, Herb Schwomeyer, Ernie Tidrow, Paul Weaver.

## 1942-43

Record: 4-9

Coach: Frank Hedden  
Captain: Fred Hunckler

W FRANKLIN	42-35
L GREAT LAKES NAVAL	34-59
L INDIANA	27-42
L Notre Dame	34-45
L DePAUW	30-43
L WABASH	31-36
L Purdue	35-44
L Wabash	34-61
L Ball State	43-45
W Franklin	34-24
W Camp Atterbury	34-33
W DePauw	33-30
L Notre Dame	32-64

Varsity Award Winners: Carl Braden, Robert Fletcher, Fred Hunckler, Lothair Manifold, Cliff Maschmeyer, Glenn Miller, Harold Miller, George Mingle, Bob Rehl, Ernie Tidrow, Paul Weaver.  
(Home games played at Tech H.S.)

## 1943-44

No Basketball

## 1944-45

Record: 14-6

Coach: Frank Hedden	
W FRANKLIN	45-28
L STOUT FIELD	35-39
W Fort Harrison	37-29
W BALL STATE	45-41
L Fort Harrison	42-47
L Camp Atterbury	35-36
W Camp Breckenridge	52-31
W Camp Breckenridge	40-28
W Freeman Field	49-36
W Manchester	48-35
W Wabash	45-37
W Franklin	42-31
W Wabash	41-38
W EARLHAM	48-45
L Stout Field	42-46
W MANCHESTER	63-44
W CAMP ATTERBURY	43-37
L Camp Breckenridge	34-38
L Earlham	39-42
L Ball State	36-64

Varsity Award Winners: Eugene Bland, Ray Bottema, Leroy Compton, Gerald DeWitt, Patrick Hogan, Lee Hummell, Robert King, Patrick Robbins, Ray Rodebeck, Herod Toon, Robert Windhurst.

## 1945-46

Record: 12-8

Coach: Paul D. Hinkle  
Captain: Arthur Cook

W MANCHESTER	48-43
W WABASH	45-35
L at Illinois Wesleyan	45-52
W BALL STATE	47-40
W at Miami (Ohio)	47-40
W DePAUW	48-44
L LOUISVILLE	41-51
W MIAMI (OHIO)	37-35
L INDIANA	47-58
W at Earlham	42-40
W ILLINOIS WESLEYAN	73-50
W at Wabash	38-36
L at DePauw	45-49
L VALPARAISO	50-55
W at Franklin	38-35
W EARLHAM	62-53
L at Ball State	35-60
L at Louisville	33-79
L at Valparaiso	49-85
W FRANKLIN	61-48

Varsity Award Winners: Art Cook, Jerry Cranny, Marion Fine, Norman Hartman, John Humbert, Herod Toon.

## 1946-50 - Mid-American Conference

## 1946-47

Record: 16-7

Coach: Paul D. Hinkle  
Captain: Herod Toon

L WISCONSIN	52-60
W PITTSBURGH	41-39
W CINCINNATI*	58-53
W CANTERBURY	59-54
L at Northwestern	40-44
W INDIANA	52-41
W WESTERN RESERVE*	77-60
L at Notre Dame	40-86
W DePAUW	65-61
W at Western Reserve*	56-53
W VALPARAISO	55-43
W OHIO STATE	54-50
W WAYNE STATE (MICH.)*	79-26
W OHIO*	80-70
L NOTRE DAME	60-73
W at Wabash	53-40
W at Valparaiso	68-44
W WABASH	63-49
L at DePauw	39-49
W PURDUE	OT 56-48
W at Wayne State (Mich.)*	57-49
L at Ohio*	53-62
L at Cincinnati*	51-61

MVP: Charles Maas

Varsity Award Winners: John Barrowcliff, Jerry Cranny, James Doyle, Robert Evans, William Larsen, Charles Maas, Ralph O'Brien, William Shepherd, Herod Toon, Lloyd Olcott (Mgr.).  
\*MAC Game.

## 1947-48

Record: 14-7

Coach: Paul D. Hinkle  
Captain: Herod Toon

L at Northwestern	51-52
L at Wisconsin	53-61
W ST. JOSEPH'S	67-49
W CANTERBURY	52-30
W PURDUE#	52-50
W INDIANA#	64-51
L at Notre Dame	47-71
W WABASH	62-38
W at DePauw	67-42
W VALPARAISO	61-45

W at Ohio State	57-47
L at Cincinnati*	53-72
W OHIO*	59-35
L NOTRE DAME	52-53
W at Ohio*	47-42
W WESTERN RESERVE*	70-40
L at Wabash	31-46
L CINCINNATI*	56-58
W at Valparaiso	61-57
W DePAUW	49-43
W at Western Reserve*	61-50

MVP: James Doyle

Varsity Award Winners: John Barrowcliff, Marvin Cave, Jerry Cranny, James Doyle, Robert Evans, Charlie Maas, Ralph O'Brien, William Shepherd, Herod Toon, Marvin Wood, Charles Chambers (Mgr.).  
#Hoosier Classic.

\*MAC Game.

## 1948-49

Record: 18-5

Coach: Paul D. Hinkle  
Captain: Charlie Maas

L at Illinois	62-67
L at Ohio State	48-60
W INDIANA STATE	52-49
W WABASH	59-35
W Long Island%	63-54
W INDIANA#	64-55
W PURDUE#	47-43
W INDIANA CENTRAL	42-39
W DePAUW	63-36
W at Miami (Ohio)*	59-38
W CINCINNATI*	74-52
L at Notre Dame	58-60
W at Ohio*	54-53
W MIAMI (OHIO)*	53-48
W NOTRE DAME	68-54
W OHIO*	72-41
W at Wabash	51-42
W WESTERN MICHIGAN*	88-52
W at DePauw	56-49
W WESTERN RESERVE*	79-42
L at Cincinnati*	44-49
W at Western Michigan*	70-58
L at Western Reserve*	61-66

MVP: Ralph "Buckshot" O'Brien

Varsity Award Winners: Dee Baker, John Barrowcliff, Ralph Chapman, James Doyle, Robert Evans, Walter Fields, Charles Maas, Robert Mehl, Ralph O'Brien, William Shepherd, Marvin Wood, Tom McClain (Mgr.).

%Madison Square Garden, New York, NY

#Hoosier Classic.

\*MAC Game.

## 1949-50

Record: 12-12

Coach: Paul D. Hinkle  
Captain: Ralph Chapman

L ILLINOIS	55-60
L OHIO STATE	65-67
L at Michigan	48-73
W WABASH	55-49
W EVANSVILLE	53-48
W PURDUE#	57-52
L INDIANA#	57-68
L at Notre Dame	33-54
W DePAUW	50-49
L at Miami (Ohio)*	48-50
W WESTERN RESERVE*	70-56
L at Indiana	49-57
L CINCINNATI*	56-64
W NOTRE DAME	63-57
W at Wabash	51-42
W OHIO*	70-49
W at Western Reserve*	76-46
L at DePauw	62-64

# All-Time Results



W WESTERN MICHIGAN\* 68-49  
 L at Cincinnati\* 53-55  
 W MIAMI (OHIO)\* 48-46  
 L at Western Michigan\* 57-70  
 W at Ohio\* 64-56  
 L at Ohio State 65-66

**MVP:** Ralph "Buckshot" O'Brien  
**Varsity Award Winners:** Dee Baker, Orvis Burdsall, Ralph Chapman, Reggie Crockett, James Doyle, John Hall, Ralph O'Brien, Waller O'Brien, Gene Stohler, Marvin Wood, Tom McClain (Mgr.).  
 \*MAC Game.  
 #Hoosier Classic.

## 1950-79 - Indiana Collegiate Conference

**1950-51  
 Record: 5-19**

**Coach:** Paul D. Hinkle  
**Captain:** Orvis Burdsall  
 L at Ohio State 50-72  
 L NORTHWESTERN 60-70  
 W IOWA 54-51  
 L at Wabash 49-54  
 L MICHIGAN 37-58  
 L INDIANA# 46-61  
 L PURDUE# 59-65  
 L at Evansville\* 61-82  
 L at Illinois 52-88  
 L EVANSVILLE\* 37-52  
 L at Notre Dame 48-55  
 W BALL STATE\* 59-54  
 W at St. Joseph's\* 63-48  
 W WABASH 58-57  
 L INDIANA STATE\* 52-56  
 L VALPARAISO\* 60-64  
 L NOTRE DAME 65-75  
 L at Wisconsin 35-60  
 L at Valparaiso\* 76-80  
 L at Indiana State\* 46-65  
 L at DePauw\* 53-61  
 W ST. JOSEPH'S\* 63-55  
 L at Ball State\* 46-65  
 L DePAUW\* 36-46

**MVP:** Orvis Burdsall  
**All-Conference Players:** Orvis Burdsall  
**Varsity Award Winners:** Paul Bevelhimer, Orvis Burdsall, Art Fougerousse, John Hall, Bob Jackson, Jim Rosenstihl, Flavian Weidekamp, Bob Lincks (Mgr.).  
 #Hoosier Classic.  
 \*ICC Game.

**1951-52  
 Record: 12-12**

**Coach:** Paul D. Hinkle  
**Captain:** Orvis Burdsall  
 L at Northwestern 57-93  
 L ILLINOIS 57-68  
 L at Ohio State 74-75  
 W at Michigan 63-53  
 L WABASH 58-60  
 L PURDUE# 51-55  
 L INDIANA# 71-87  
 W at Evansville\* 73-58  
 W DePAUW\* 68-61  
 L at Notre Dame 49-55  
 L INDIANA STATE\* OT 52-54  
 W at Wabash 77-66  
 W at Valparaiso\* 51-49  
 W EVANSVILLE\* 71-65  
 L at Iowa 57-58  
 L WISCONSIN 60-62  
 W BALL STATE\* 61-57  
 L NOTRE DAME 48-52  
 W at Indiana State\* 51-49  
 W ST. JOSEPH'S\* 89-48

W at DePauw\* 70-55  
 L VALPARAISO\* 55-75  
 W at St. Joseph's\* 60-54  
 W at Ball State\* 59-46

**MVP:** Orvis Burdsall  
**All-Conference Players:** Jim Crosley, Orvis Burdsall  
**Varsity Award Winners:** Orvis Burdsall, Dick Cranny, Jim Crosley, Charles Englerth, Keith Greve, Don Holloway, Mike Radkovic, Ray Stewart, George Theofanis, Bob Lincks (Mgr.).  
 #Hoosier Classic.  
 \*ICC Game.

**1952-53  
 Record: 14-9**

**Coach:** Paul D. Hinkle  
**Captain:** Mike Radkovic  
 L at Iowa 52-62  
 W PURDUE 67-61  
 W OHIO STATE 63-60  
 L at Illinois 58-75  
 L at Northwestern 72-90  
 L NOTRE DAME 49-63  
 W at Michigan 67-63  
 W at Evansville\* 74-61  
 W DePAUW\* 93-68  
 W at Wabash 65-53  
 W INDIANA STATE\* 78-64  
 L at St. Joseph's\* 57-72  
 W at Valparaiso\* 80-74  
 W WABASH 77-58  
 W EVANSVILLE\* 74-70  
 L at Indiana 70-105  
 L at Notre Dame 58-80  
 W BALL STATE\* 82-52  
 L at Indiana State\* 51-56  
 W ST. JOSEPH'S\* 85-64  
 W at DePauw\* 75-67  
 W VALPARAISO\* 75-53  
 L at Ball State\* 54-77

**MVP:** Keith Greve  
**All-Conference Players:** Keith Greve  
**Varsity Award Winners:** Jim Crosley, Norm Ellenberger, Keith Greve, Don Holloway, Jack MacKenzie, Harry Porter, Mike Radkovic, Robert Reed, Ray Stewart, Robert Kaiser (Mgr.).  
 \*ICC Game.

**1953-54  
 Record: 13-12**

**Coach:** Paul D. Hinkle  
**Captain:** Jim Crosley  
 L at Wisconsin 54-70  
 L OHIO STATE 78-93  
 L at Illinois 48-80  
 L #1 INDIANA 57-76  
 W at Purdue 67-65  
 W MICHIGAN 81-77  
 W WABASH 71-63  
 L at Northwestern 57-70  
 L RIO GRANDE 68-81  
 W at Wabash 77-75  
 W DePAUW\* 74-64  
 L EVANSVILLE\* 53-64  
 L at Indiana State\* 49-60  
 W NORTHWESTERN 78-60  
 W at Valparaiso\* 87-67  
 W ST. JOSEPH'S\* 85-59  
 L at Notre Dame 58-95  
 L at St. Joseph's\* 67-84  
 W BALL STATE\* 75-73  
 W at Evansville\* 79-67  
 W INDIANA STATE\* 85-70  
 L at DePauw\* 73-84  
 L NOTRE DAME 56-81  
 W VALPARAISO\* 65-63

W at Ball State\* 78-75

**MVP:** Jim Crosley  
**All-Conference Players:** Jim Crosley, Keith Greve  
**Varsity Award Winners:** Jim Crosley, Norm Ellenberger, Jack Frayman, Keith Greve, Jim Howell, Lodie Labda, Jack MacKenzie, John Mustain, Harry Porter, Bob Reed, Dave Scheetz.  
 \*ICC Game.

**1954-55  
 Record: 10-14**

**Coach:** Paul D. Hinkle  
**Captain:** Don Holloway  
 L at Illinois 34-88  
 L at Ohio State 80-98  
 W WABASH 79-67  
 L at Michigan 56-71  
 L PURDUE 54-82  
 W NORTHWESTERN 83-62  
 L at Northwestern 74-81  
 L at Notre Dame 58-83  
 W DePAUW\* 76-52  
 L at Wabash 62-83  
 W at Indiana State\* 72-59  
 W EVANSVILLE\* 75-73  
 L WISCONSIN 53-57  
 L at St. Joseph's\* 49-72  
 L at Valparaiso\* 57-67  
 L at Indiana 56-87  
 L at Evansville\* 75-83  
 W BALL STATE\* 75-73  
 W ST. JOSEPH'S\* 80-72  
 W INDIANA STATE\* 79-60  
 L NOTRE DAME 71-81  
 W at DePauw\* 68-47  
 W VALPARAISO\* 80-67  
 L at Ball State\* 65-83

**MVP:** Don Holloway  
**Varsity Award Winners:** Wally Cox, Joe Ditmire, Henry Foster, Jack Frayman, Ted Guzek, Don Holloway, Beryl Kouns, Mark Peterman, Bobby Plump, Dave Scheetz.  
 \*ICC Game.

**1955-56  
 Record: 14-9**

**Coach:** Paul D. Hinkle  
**Captain:** Dave Scheetz  
 W at Wisconsin 67-63  
 L OHIO STATE 51-73  
 L at Illinois 75-107  
 W WABASH 86-63  
 W MICHIGAN 63-57  
 L at Purdue 59-67  
 L INDIANA 70-94  
 W PRINCETON 89-70  
 L at Notre Dame 69-83  
 W DePAUW\* 72-68  
 L at St. Joseph's\* 75-77  
 L EVANSVILLE\* OT 77-82  
 W at Indiana State\* 66-64  
 W BALL STATE\* 69-59  
 L at Evansville\* 77-93  
 W VALPARAISO\* 89-66  
 L at Valparaiso\* 40-63  
 W NOTRE DAME 81-74  
 W at Wabash 84-70  
 W INDIANA STATE\* 87-73  
 W DePAUW\* 77-69  
 W ST. JOSEPH'S\* 74-58  
 W at Ball State\* 84-74

**MVP:** Dave Scheetz  
**All-Conference Players:** Ted Guzek  
**Varsity Award Winners:** Wally Cox, Joe Ditmire, Henry Foster, Ted Guzek, Sheddric Mitchell, Mark Peterman, Bobby Plump, Leon Radenbacher, Dave Scheetz, John

Wells (Mgr.).  
 \*ICC Game.

**1956-57  
 Record: 11-14**

**Coach:** Paul D. Hinkle (8 games), Bob Dietz (last 17 games)  
**Captain:** Mark Peterman  
 L at Ohio State 82-98  
 W WISCONSIN 54-50  
 L at Illinois 81-98  
 W WABASH 80-53  
 L at Indiana 68-73  
 L at Michigan 77-84  
 W MICHIGAN STATE OT 83-79  
 L PURDUE 79-83  
 L UCLA 71-82  
 W DENVER 72-69  
 W at Notre Dame 86-84  
 L at St. Joseph's\* 67-83  
 W EVANSVILLE\* 89-87  
 W at DePauw\* 70-64  
 W INDIANA STATE\* 92-74  
 L at Evansville\* 72-81  
 L ST. JOSEPH'S\* 67-68  
 L at Valparaiso\* 67-78  
 W BALL STATE\* 79-68  
 L at Wabash 67-77  
 L NOTRE DAME 65-70  
 W VALPARAISO\* 61-50  
 L at Indiana State\* 55-67  
 W DePAUW\* 77-68  
 L at Ball State\* 67-78

**MVP:** Bobby Plump  
**All-Conference Players:** Ted Guzek, Bobby Plump  
**Varsity Award Winners:** Wally Cox, Vic Edwards, Henry Foster, Ted Guzek, Phil Jung, Sheddric Mitchell, Mark Peterman, Bobby Plump, Ray Riley, George Theofanis.  
 \*ICC Game.

**1957-58  
 Record: 16-10**

**Coach:** Paul D. Hinkle  
**Captain:** Keith Greve  
 L at Michigan State 55-74  
 W FORT KNOX 90-64  
 W at Ohio State OT 77-73  
 L at Illinois 75-91  
 W WABASH 73-63  
 L at Wisconsin 58-59  
 W MICHIGAN 85-65  
 W INDIANA# 84-78  
 L PURDUE# 78-83  
 L FRESNO STATE 75-85  
 L at Notre Dame 72-83  
 L at St. Joseph's\* 62-64  
 W EVANSVILLE\* 101-76  
 W at DePauw\* 70-64  
 W INDIANA STATE\* 91-71  
 L at Evansville\* OT 85-89  
 W ST. JOSEPH'S\* 89-81  
 W VALPARAISO\* 83-63  
 W BALL STATE\* 91-79  
 W at Wabash 79-68  
 L NOTRE DAME 81-90  
 W at Valparaiso\* 81-73  
 W at Indiana State\* 20T 93-87  
 W DePAUW\* 76-60  
 W at Ball State\* OT 82-76  
 L St. John's (N.Y.)\* 69-76

**MVP:** Bobby Plump  
**All-Conference Players:** Keith Greve, Bobby Plump  
**Varsity Award Winners:** Wally Cox, Ray Craft, Keith Greve, Ted Guzek, Mike Leffler, William Miller, Ken Pennington, Bob Plump, William Scott.



# All-Time Results

#Hoosier Classic.  
%NIT, New York, N.Y.  
\*ICC Game.

### 1958-59

Record: 19-9

Coch: Paul D. Hinkle

Captain: Ken Pennington, Bill Scott

L at Illinois	79-103
L WABASH	55-56
L at #15 Michigan State	46-72
L at Michigan	70-86
L OHIO STATE	69-81
W DARTMOUTH	OT 79-74
W #5 TENNESSEE	81-66
L PURDUE#	65-78
W INDIANA#	81-76
W WISCONSIN	69-55
W NAVY	59-58
W at Notre Dame	62-60
W EVANSVILLE*	78-75
W at DePauw*	73-61
W INDIANA STATE*	56-54
L at Evansville*	OT 78-85
W ST. JOSEPH'S*	86-76
W at Wabash	79-68
W at Valparaiso*	65-64
W BALL STATE*	77-67
W at St. Joseph's*	88-75
W VALPARAISO*	80-68
W NOTRE DAME	3OT 92-89
L at Indiana State*	2OT 87-88
W DePAUW*	76-68
W at Ball State*	85-73
W Fordham%	94-80
L Bradley%	77-83

MVP: Bill Scott

All-Conference Players: Ken Pennington, Bill Scott

Varsity Award Winners: Jim Barrick, Orville Bose, Earl Engle, Dick Haffner, John Jones, Mike Leffler, Bill Miller, John Moses, Ken Pennington, Larry Ramey, Bill Scott.

#Hoosier Classic.

%NIT, New York, N.Y.

\*ICC Game.

### 1959-60

Record: 15-11

Coch: Paul D. Hinkle

Captain: Ken Pennington

W at Wisconsin	88-82
L at Illinois	75-83
W WABASH	62-55
L at Ohio State	66-99
W MICHIGAN	85-63
L OHIO STATE	68-96
W UCLA	79-73
L INDIANA#	85-91
W PURDUE#	73-69
L MICHIGAN STATE	80-85
L at Bradley	66-86
L at Notre Dame	51-76
L EVANSVILLE*	50-71
W at DePauw*	79-67
W INDIANA STATE*	82-52
W at St. Joseph's*	105-97
W ST. JOSEPH'S*	92-60
L at Wabash	5OT 108-110
W VALPARAISO*	74-60
W BALL STATE*	73-56
L at Evansville*	69-86
W at Valparaiso*	89-72
L NOTRE DAME	62-79
W at Indiana State*	84-66
W DePAUW*	69-66
W at Ball State*	100-72

MVP: Ken Pennington

All-Conference Players: Orville Bose,

Ken Pennington

Varsity Award Winners: Jim Barrick, Orville Bose, Dick Buck, Ken Freeman, Dick Haffner, Dick Haslam, Ken Pennington, Jerry Petty, Larry Ramey.

\*ICC Game.

#Hoosier Classic.

### 1960-61

Record: 15-11

Coch: Paul D. Hinkle

W WISCONSIN	73-58
L Michigan State	OT 71-77
L at Illinois	52-84
W at Michigan	68-56
L #2 BRADLEY	65-71
L at Southern California#	56-66
L at UCLA*	61-73
L WABASH	61-68
W ILLINOIS%	70-68
W PURDUE%	65-63
W YALE	71-64
L at Notre Dame	56-72
W EVANSVILLE*	93-82
W at DePauw*	77-72
W INDIANA STATE*	93-67
W at St. Joseph's*	73-63
W ST. JOSEPH'S*	107-64
L NOTRE DAME	69-74
W at Valparaiso*	90-81
W BALL STATE*	82-73
L at Wabash	61-74
L at Evansville*	74-92
W VALPARAISO*	95-74
L at Indiana State*	71-74
W DePAUW*	83-65
W at Ball State*	73-59

MVP: Gerry Williams

All-Conference Players: Tom Bowman, Gerry Williams

Varsity Award Winners: Jess Blackwell, Tom Bowman, Leo Blackwell, Dick Haslam, Larry Ramey, John Weber, Gerry Williams, Don Wilson, Robert Angell (Mgr.).

#L.A. Sports Center.

\*ICC Game.

%Hoosier Classic.

### 1961-62

Record: 22-6

Coch: Paul D. Hinkle

Captain: Dick Haslam

L at Illinois	72-82
W NEW MEXICO STATE	77-56
W MICHIGAN	69-61
W at Bradley	80-77
L at Purdue	57-65
L at DePauw*	69-85
L MICHIGAN STATE	72-77
W ILLINOIS WESLEYAN	73-65
W TOLEDO	74-61
W PRINCETON	63-58
W EVANSVILLE*	75-66
W at Notre Dame	83-67
W WABASH	68-49
W INDIANA STATE*	78-75
W at St. Joseph's*	75-65
W ST. JOSEPH'S*	89-55
W VALPARAISO*	92-70
W BALL STATE*	61-58
W at Wabash	90-67
W at Evansville*	92-87
L at Valparaiso*	52-60
W NOTRE DAME	86-77
W at Indiana State*	63-61
W DePAUW*	80-72
W at Ball State*	OT 87-86
W #8 Bowling Green State#	56-55
L #3 Kentucky##	60-81
W Western Kentucky##	OT 87-86

MVP: Tom Bowman

All-Conference Players: Jeff Blue, Tom Bowman, Gerry Williams

Varsity Award Winners: Jeff Blue, Bob Bortorff, Tom Bowman, Leo Braun, Erv Bultman, Earl Engle, Ken Freeman, Dick Haslam, Larry Johnson, Dan Kaufman, Gordon Pope, Larry Shook, John Weber, Gerry Williams, Don Wilson, Leroy Blocher (Mgr.).

\*ICC Game.

#NCAA Tournament, Lexington, Ky.

##NCAA Tournament, Iowa City, Ia.

### 1962-63

Record: 16-10

Coch: Paul D. Hinkle

L at #8 Illinois	49-66
L at Toledo	57-73
L UTAH STATE	74-80
W at Michigan	70-69
L BRADLEY	81-87
L at Purdue	78-93
L UCLA	68-81
W NOTRE DAME	66-59
L OHIO STATE	62-66
W DARTMOUTH	89-55
W at St. Joseph's*	70-61
W VALPARAISO*	82-58
L at Indiana State*	56-76
W WABASH	75-54
L at Notre Dame	54-80
W BALL STATE*	77-60
W at DePauw*	70-59
W SOUTHERN ILLINOIS	70-58
W INDIANA STATE*	69-65
L at Evansville*	60-78
W at Ball State*	74-66
W ST. JOSEPH'S*	78-56
W at Valparaiso*	75-58
W at Wabash	92-60
W EVANSVILLE*	79-74
W DePAUW*	79-71

MVP: Jeff Blue

All-Conference Players: Jeff Blue

Varsity Award Winners: Jeff Blue, Tom Bowman, Gregg Ferrin, Ron Iwema, Jack Krebs, Gordon Pope, Dave Sanders, Larry Shook, Gerry Williams, Gary Butcher (Mgr.), Leroy Blocher (Mgr.).

\*ICC Game.

### 1963-64

Record: 13-13

Coch: Paul D. Hinkle

Captain:

L ILLINOIS	52-59
L at Ohio State	68-74
L at Southern California#	62-74
L at UCLA#	65-80
L MICHIGAN	70-80
W PURDUE	65-59
L at Illinois	53-74
W TOLEDO	82-61
L MICHIGAN STATE	65-76
W at St. Joseph's*	67-62
W VALPARAISO*	95-84
W at Indiana State*	69-61
W WABASH	80-52
W BALL STATE*	79-74
W at DePauw*	89-64
L at Bradley	68-77
W INDIANA STATE*	80-61
L NOTRE DAME	64-72
L at Evansville*	73-83
L at Ball State*	73-90
W at Wabash	76-67
W ST. JOSEPH'S*	78-62
W at Valparaiso*	83-76
L at Notre Dame	73-90
L EVANSVILLE*	62-70

W DePAUW\*

73-71

MVP: Jeff Blue

All-Conference: Jeff Blue

Varsity Award Winners: Jeff Blue, Mike Blue, Mike Chapman, Gregg Ferrin, Don Flederjohn, Dick Green, Ron Iwema, Tom Jones, Dave Sanders, Larry Shade, Gary Butcher (Mgr.).

\*ICC Game.

#L. A. Sports Center.

### 1964-65

Record: 11-15

Coch: Paul D. Hinkle

Captain:

W WABASH	93-80
L at Utah State	84-88
L at Utah	66-95
L at Ohio State	66-67
L PURDUE	64-80
W MICHIGAN STATE	90-89
W TULANE	84-67
L at #1 Michigan	81-99
L at Toledo	62-84
W AKRON	79-58
L DePAUW*	88-90
L EVANSVILLE*	71-79
W ST. JOSEPH'S*	79-72
W at Wabash	90-70
L at Ball State*	72-85
L at Notre Dame	57-94
W BRADLEY	80-74
L INDIANA STATE*	74-81
W at St. Joseph's*	99-84
L at Valparaiso*	74-80
L NOTRE DAME	72-94
W VALPARAISO*	85-69
L at Evansville*	73-84
L at Indiana State*	85-87
W BALL STATE*	102-97
W at DePauw*	115-97

MVP: David Sanders

All-Conference: David Sanders

Varsity Award Winners: Mike Chapman, Ron Iwema, Tom Jones, Dave Sanders, Larry Shade, Lon Showley, Gary Butcher (Mgr.).

\*ICC Game.

### 1965-66

Record: 16-10

Coch: Paul D. Hinkle

Captain: Larry Shade

L at Illinois	74-88
W SOUTHERN CALIFORNIA	77-75
L OHIO STATE	74-75
L at Michigan State	56-75
L at Purdue	77-84
L at Bradley	70-73
W INDIANA STATE***	76-70
W #3 MICHIGAN	79-64
W OKLAHOMA	65-63
W TOLEDO	89-79
W YALE	75-67
W ST. JOSEPH'S*	86-65
L at Evansville*	68-104
W WABASH	101-73
L at Valparaiso*	83-89
W at Ball State*	75-71
W DePAUW*	107-63
W NOTRE DAME	90-67
L at Indiana State*	90-108
W EVANSVILLE*	110-83
L at Notre Dame	61-84
W VALPARAISO*	93-91
W at Wabash	96-71
L BALL STATE*	65-75
W at St. Joseph's*	99-84
W at DePauw*	83-69

MVP: Larry Shade

# All-Time Results



**All-Conference Players:** Ed Schilling  
**Varsity Award Winners:** Bill Brown, Gene Milner, Jim Petty, Ron Salatch, Ed Schilling, Larry Shade, Lon Showley, Ed Clark (Mgr.).  
 \*ICC Game.

\*\*\*Coach Hinkle's 500th career win.

## 1966-67

**Record: 9-17**

**Coach:** Paul D. Hinkle  
**Captain:** Ed Schilling

L at Ohio State	67-74
L at Illinois	51-82
W WIS.-MILWAUKEE	97-86
L PURDUE	98-99
L at Michigan	80-91
L WESTERN KENTUCKY	68-81
W NORTHERN ILLINOIS	81-70
W BRADLEY	78-74
L at Toledo	76-86
L CORNELL	64-69
W BALL STATE*	95-93
L at Valparaiso*	73-102
W at Wabash	89-71
W at St. Joseph's*	63-59
L EVANSVILLE*	71-75
L at Indiana State*	75-83
W ST. JOSEPH'S*	84-71
L NOTRE DAME	80-101
L at DePauw*	76-80
L WABASH	71-81
W VALPARAISO*	82-72
L at Ball State*	71-72
L at Notre Dame	48-57
W at Evansville*	68-65
L DePAUW*	61-62
L INDIANA STATE*	85-88

**MVP:** Doug Wininger  
**Varsity Award Winners:** Bill Brown, Gary Cox, Bruce Hazlett, Jim Hohlt, Garry Hoyt, Bill Mauck, Gene Milner, John Neil, Ron Salatch, Ed Schilling, Mickey Scott, Doug Wininger, Ed Clark (Mgr.).  
 \*ICC Game.

## 1967-68

**Record: 11-14**

**Coach:** Paul D. Hinkle  
**Captain:** Doug Wininger

L at Illinois	57-75
L at Northwestern	69-87
L at Oklahoma	75-79
L at Western Kentucky	58-76
W MICHIGAN STATE	65-55
W TOLEDO	73-70
W PURDUE	76-59
L OHIO STATE	69-71
L at Michigan	76-93
L MURRAY STATE	74-86
L at Ball State*	65-78
W VALPARAISO*	77-63
L at St. Joseph's*	70-87
L at Evansville*	64-92
W INDIANA STATE*	86-85
L at Notre Dame	77-82
W ST. JOSEPH'S*	101-61
W at Wabash	62-60
L DePAUW*	66-68
W WABASH	74-73
W at Valparaiso*	79-76
W BALL STATE*	89-81
W EVANSVILLE*	89-82
L at DePauw*	68-81
L at Indiana State*	55-83

**MVP:** Doug Wininger  
**All-Conference:** Doug Wininger  
**Varsity Award Winners:** Gary Cox, Clarence Harper, Garry Hoyt, William Mauck, John Neil, Steve Norris, Robert Schroeder, Doug Wininger, Jack Kokinda

(Mgr.).  
 \*ICC Game.

## 1968-69

**Record: 11-15**

**Coach:** Paul D. Hinkle

L at Illinois	66-105
L NORTHWESTERN	69-73
L at Purdue	55-93
L at Michigan State	50-70
W WESTERN KENTUCKY	67-65
L WEBER STATE	71-91
L at Ohio State	71-74
L MICHIGAN	79-101
W NEW MEXICO	OT 81-80
L at Ball State	64-75
W INDIANA STATE	74-72
L at Notre Dame	73-76
L at Valparaiso*	68-75
W at Evansville*	88-85
W DePAUW*	86-73
L at St. Joseph's*	69-70
W WABASH	82-71
W BALL STATE	95-75
W at Indiana State	90-80
W at Wabash	74-59
W VALPARAISO*	80-78
L EVANSVILLE*	83-96
L NOTRE DAME	90-94
L at DePauw*	OT 87-94
W ST. JOSEPH'S*	OT 87-81
L at Toledo	68-96

**MVP:** Steve Norris  
**All-Conference Players:** Garry Hoyt, Steve Norris  
**Varsity Award Winners:** Dave Bennett, Steve Hardin, Clarence Harper, Garry Hoyt, Scott Neat, Steve Norris, Bob Schroeder, John Seal, Jon Spadorcia.  
 \*ICC Game.

## 1969-70

**Record: 15-11**

**Coach:** Paul D. Hinkle  
**Captain:** Steve Norris

L at Illinois	67-83
L OHIO STATE	89-112
L at Purdue	64-100
L at Western Kentucky	61-96
W IDAHO STATE	85-69
W MICHIGAN STATE	81-60
L TOLEDO	73-74
W MURRAY STATE	72-69
W PEPPERDINE	92-85
L at Michigan	65-105
W BALL STATE	88-82
L at Indiana State	OT 100-104
W VALPARAISO*	95-80
W WABASH	88-71
W EVANSVILLE*	94-88
L at DePauw*	89-90
W ST. JOSEPH'S*	103-90
W ORAL ROBERTS	108-96
W at Ball State	102-95
L INDIANA STATE	OT 91-93
W at Wabash	106-91
W at Valparaiso*	99-87
W at Evansville*	99-87
W DePAUW*	111-86
L at St. Joseph's*	77-79
L NOTRE DAME	114-121

**MVP:** Steve Norris  
**All-Conference Players:** Steve Norris, Bill Shepherd  
**Varsity Award Winners:** Dave Bennett, Doug Ferguson, Floyd Garrott, John Marsh, Steve Norris, Joe Pearson, Larry Radecki, Bob Schroeder, John Seal, Bill Shepherd, Phil Fortmeyer (Mgr.).  
 \*ICC Game.



**George Theofanis**  
 1970-77

## 1970-71

**Record: 10-16**

**Coach:** George Theofanis  
**Captain:** Dave Bennett

L at Illinois	102-113
W VA. COMMONWEALTH	99-97
L at New Mexico	86-94
L at Arizona	92-108
L at Northwestern	79-98
W EARLHAM	95-87
L at Michigan State	75-99
L WESTERN KENTUCKY	90-100
L at Ohio State	77-96
L at Indiana	94-111
W YALE	96-77
W at Ball State	104-96
L at Evansville*	73-91
W DePAUW*	98-82
L at Indiana State	90-98
L TOLEDO	67-77
L at St. Joseph's*	85-88
W VALPARAISO*	91-86
W BALL STATE	91-85
L at Notre Dame	81-93
W at DePauw*	88-75
L EVANSVILLE*	90-102
W WABASH	98-80
W ST. JOSEPH'S*	92-78
L at Valparaiso*	82-95
L INDIANA STATE	85-89

**MVP:** Oscar Evans, Bill Shepherd  
**All-Conference Players:** Dave Bennett, Oscar Evans, Bill Shepherd  
**Varsity Award Winners:** Dave Bennett, Clarence Crain, Kent Ehret, Oscar Evans, Floyd Garrott, Dave Hohlt, Jim Hurt, Bill Shepherd, Mike Watson.  
 \*ICC Game.

## 1971-72

**Record: 6-20**

**Coach:** George Theofanis  
**Captain:** Oscar Evans, Bill Shepherd

L at Illinois	71-73
L DRAKE	77-87
L INDIANA CENTRAL	95-105
L at Minnesota	56-77
W at Wabash	77-65
L at Western Kentucky	69-91
L #10 OHIO STATE	70-82
L MICHIGAN STATE	71-77
L INDIANA	74-85
W CINCINNATI	79-75
L at Ball State	85-92
L at Evansville*	92-105
W DePAUW*	78-75
L TEXAS	OT 82-87

L at Toledo	55-78
L INDIANA STATE	66-81
L ORAL ROBERTS	107-118
L at St. Joseph's*	77-87
W BALL STATE	88-86
L VALPARAISO*	73-91
W Indiana State	84-80
W at DePauw*	78-76
L EVANSVILLE*	93-98
L at #2 Marquette	76-90
L ST. JOSEPH'S*	73-84
L at Valparaiso*	77-99

**MVP:** Bill Shepherd  
**All-Conference Players:** Oscar Evans, Bill Shepherd, Daryl Mason  
**Varsity Award Winners:** Bruce Blomberg, Clarence Crain, Kent Ehret, Oscar Evans, Dave Holt, James Hurt, Daryl Mason, Marty Monserez, John Randel, Bill Shepherd.  
 \*ICC Game.

## 1972-73

**Record: 14-12**

**Coach:** George Theofanis  
**Captain:** Clarence Crain

W NORTHWESTERN	65-61
L at Drake	68-83
L at Louisville	67-90
W OCCIDENTAL	78-53
W WESTERN KENTUCKY	OT 88-82
L at Ohio State	55-86
W TOLEDO	72-68
W BALL STATE	102-70
L INDIANA STATE	56-70
W at Evansville*	77-67
L #3 MARQUETTE	66-67
W at Indiana Central*	71-54
L VALPARAISO*	63-65
L at St. Joseph's*	66-71
W WABASH*	90-68
W AIR FORCE	61-56
W DePAUW*	87-58
W at Wabash*	72-67
L at Notre Dame	62-89
W EVANSVILLE*	76-74
W at DePauw*	62-59
L at Indiana State	64-68
W INDIANA CENTRAL*	74-66
L ST. JOSEPH'S*	69-70
L Cincinnati	57-83
L at Valparaiso*	53-75

**MVP:** Clarence Crain  
**All-Conference Players:** Daryl Mason, Clarence Crain, Kent Ehret  
**Varsity Award Winners:** Clarence Crain, Kent Ehret, Bill Lynch, Daryl Mason, Marty Monserez, John Randel, Dave Speckman, Jeff Williams.  
 \*ICC Game.

## 1973-74

**Record: 14-12**

**Coach:** George Theofanis  
**Captain:** Daryl Mason, Marty Monserez

W SW MISSOURI	59-58
W INDIANA STATE	71-62
L #9 LOUISVILLE	81-91
W MILLIKIN	93-71
L at Western Kentucky	96-104
L BALL STATE	2OT 80-83
L MINNESOTA	2OT 68-70
L OHIO STATE	63-77
W at Indiana State	75-62
L CREIGHTON	58-75
L at Toledo	68-94
W INDIANA CENTRAL*	85-69
L at #6 Marquette	54-73
W EVANSVILLE*	68-64
L VALPARAISO*	68-78
L at Ball State	82-86





# All-Time Results

W at Wabash*	84-67
L at St. Joseph's*	64-70
W DePAUW*	53-44
L at Evansville*	60-93
W at Valparaiso*	72-67
W WABASH*	76-64
W ST. JOSEPH'S*	73-72
W at Indiana Central*	76-64
W SOUTH FLORIDA	68-60
W at DePauw*	76-64

**MVP:** Daryl Mason

**All-Conference Players:** Daryl Mason, Marty Monserez, Jeff Williams

**Varsity Award Winners:** Wayne Burris, John Dunn, Kyle Eggert, Carl Lile, Daryl Mason, Marty Monserez, Craig Reinhardt, Dave Speckman, Jeff Williams.  
\*ICC Game.

**1974-75**

**Record: 10-16**

**Coach:** George Theofanis  
**Captain:** Jeff Williams

W CLEVELAND STATE	80-75
L at Ohio State	69-96
L AUBURN	71-74
W ILLINOIS STATE	79-78
W GEORGIA SOUTHERN	86-81
L BALL STATE	74-91
W TOLEDO	82-70
L #13 NOTRE DAME	83-93
L at Augustana (S.D.)	74-92
L at Creighton	60-73
L INDIANA STATE	67-75
W at Evansville*	77-72
W DePAUW*	69-56
L at Indiana Central*	64-65
L ST. JOSEPH'S*	74-84
W WABASH*	106-76
L at Valparaiso*	74-81
L at Ball State	59-79
L INDIANA CENTRAL*	59-67
L at St. Joseph's*	87-92
W at Wabash*	62-54
L #9 MARQUETTE	55-77
L VALPARAISO*	77-87
W EVANSVILLE*	OT 69-67
W at DePauw*	77-56
L at Indiana State	74-87

**MVP:** John Dunn

**All-Conference Players:** John Dunn  
**Varsity Award Winners:** Wayne Burris, Barry Collier, John Dunn, Jeff Fehn, Carl Lile, Bill Lynch, Don McGlocklin, Jon McGlocklin, Craig Reinhardt, Rick Sexson, Dave Speckman, Jeff Williams.  
\*ICC Game.

**1975-76**

**Record: 12-15**

**Coach:** George Theofanis  
**Captain:** Barry Collier, Bill Lynch

W OHIO STATE	70-67
L at Auburn	69-80
W INDIANA STATE	67-64
L ILLINOIS STATE	75-81
W BALL STATE	63-61
L at Toledo	56-69
L Creighton#	62-68
W Penn State#	63-50
L WESTERN KENTUCKY	62-76
W AUGUSTANA (S.D.)	91-73
L PURDUE%	57-81
W ST. FRANCIS (PA.)	67-63
W EVANSVILLE*	91-78
W VALPARAISO*	73-69
W at Wabash*	72-61
L at St. Joseph's*	50-51
L INDIANA CENTRAL*	56-59
L at DePauw*	65-69

L at Ball State	63-66
W WABASH*	67-56
L ST. JOSEPH'S*	77-78
W at Indiana Central*	68-67
L #10 NOTRE DAME%	79-92
W DePAUW*	92-52
L at Evansville*	64-79
L at Valparaiso*	81-82
L at Indiana State	54-60

**MVP:** Wayne Burris, Barry Collier

**All-Conference Players:** Barry Collier, Wayne Burris, Bill Lynch

**Varsity Award Winners:** Wayne Burris, Barry Collier, John Dunn, Jeff Fehn, Bill Lynch, Don McGlocklin, Jon McGlocklin, Tom Orner, Doug Pollock, Rick Sexson.  
#Pillsbury Classic, Minneapolis, Minn.  
%Market Square Arena, Indianapolis, Ind.  
\*ICC Game.

**1976-77**

**Record: 13-14**

**Coach:** George Theofanis  
**Captain:** Wayne Burris, John Dunn

L at Ohio State	66-69
W BRADLEY	65-57
L at Purdue	56-77
L at Murray State	70-85
W LOYOLA	63-62
L Long Beach State#	50-63
W Grambling#	72-61
W SOUTH DAKOTA STATE	74-62
W BALL STATE	56-48
L XAVIER	OT 60-66
L TOLEDO	40-66
L at Ball State	59-66
W ST. JOSEPH'S*	84-75
L at Indiana State	67-90
W at Valparaiso*	64-59
L at Evansville*	65-74
W DePAUW*	83-74
W at Indiana Central*	84-76
W VALPARAISO*	65-60
L EVANSVILLE*	82-85
W at DePauw*	66-63
L at Notre Dame	74-97
W INDIANA CENTRAL*	53-52
L at St. Joseph's*	67-69
W at Wabash	71-64
L at Illinois State	75-83
L INDIANA STATE	65-80


**MVP:** Wayne Burris

**All-Conference Players:** Wayne Burris, John Dunn

**ICC Player of the Year:** Wayne Burris

**ICC Coach of the Year:** George Theofanis

**Varsity Award Winners:** Wayne Burris, John Dunn, Jeff Fehn, Larry Lubs, Bill Lynch, Don McGlocklin, Joe Maloney, Doug Mitchell, Tom Orner, Doug Pollock, Ed Thompson.  
#Trojan Classic.  
\*ICC game.



**Joe Sexson**

**1977-89**

**1977-78**

**Record: 15-11**

**Coach:** Joe Sexson

**Captain:** Don McGlocklin, Doug Mitchell

L at DePaul	65-93
L at Toledo	56-68
L BALL STATE	79-88
L at Missouri#	66-87
L Northwestern#	78-82
L at Loyola	51-78
W at Western Kentucky	90-86
W XAVIER	61-55
W NORTHERN COLORADO	71-64
W EASTERN ILLINOIS	86-71
L NAVY	65-67
W INDIANA CENTRAL*	89-81
W at St. Joseph's*	58-56
W at Valparaiso*	66-63
W WABASH	93-56
W at DePauw	82-72
W at Indiana Central*	81-80
L at Bradley	82-98
W ST. JOSEPH'S*	76-60
W CENTRAL MICHIGAN	69-68
W ROBERT MORRIS	69-56
W DePAUW	74-69
W VALPARAISO*	81-75
L at Xavier	60-68
L at #3 Marquette	79-90
L at Wisconsin-Milwaukee	65-69

**MVP:** Tom Orner

**All-Conference Players:** Tom Orner, Doug Mitchell, Jeff Fehn, Don McGlocklin

**ICC Player of the Year:** Tom Orner

**ICC Coach of the Year:** Joe Sexson

**Varsity Award Winners:** John Carr, Jeff Fehn, Brian Harmsen, Todd Lickliter, Larry Lubs, Don McGlocklin, Joe Maloney, Doug Mitchell, Tom Orner, Doug Pollock, Ed Thompson, Doug Gerdt (Mgr.).  
#Show Me Classic, Columbia, Mo.  
\*ICC Game.

**1978-79 - Independent**

**1978-79**

**Record: 11-16**

**Coach:** Joe Sexson

**Captain:** Doug Mitchell

W OHIO STATE	87-86
L at Missouri	65-75
L BALL STATE	62-67
L at Bradley	80-89
W at Central Michigan	69-62
L at Eastern Kentucky	81-104
L DePAUL	62-81
L at #20 Indiana State	71-109

L BOWLING GREEN	73-76
L WESTERN KENTUCKY	65-71
L at Dayton	61-73
W at Indiana Central	88-78
L ST. JOSEPH'S	68-73
W at Evansville	71-63
L at Ball State	72-80
W VALPARAISO	90-76
W LOYOLA	83-75
W XAVIER	56-54
L at Toledo	71-101
W INDIANA CENTRAL	93-76
W at Robert Morris	67-62
L at St. Joseph's	72-80
L EVANSVILLE	76-78
W DePAUW	99-80
L at Eastern Illinois	74-88
L at Xavier	72-73
W at Valparaiso	88-75

**MVP:** Tom Orner

**Varsity Award Winners:** John Carr, Brian Harmsen, Steve Hutson, Todd Lickliter, Larry Lubs, Joe Maloney, Mike Miller, Doug Mitchell, Tom Orner, Gary Raker, Frank Thomas, Ed Thompson.

**1979-2012 - Midwestern Collegiate Conference/Horizon League**

**1979-80**

**Record: 12-15**

**Coach:** Joe Sexson

**Captain:** Gary Raker

W EASTERN KENTUCKY	OT 93-92
L at #11 Purdue	60-83
L at Ball State	71-100
W BRADLEY	65-63
L #19 MISSOURI	60-64
L TOLEDO	66-76
L INDIANA STATE	55-71
L at Western Kentucky	62-66
W INDIANA CENTRAL	OT 73-62
L at St. Joseph's	88-90
W at Evansville*	56-55
L at Valparaiso	67-74
L at Loyola*	OT 106-107
W CARTHAGE	95-51
W DePAUW	93-65
L at St. Louis	79-100
L at Bowling Green	68-77
W VALPARAISO	77-64
W DAYTON	62-61
W XAVIER*	91-81
L at Oral Roberts*	89-101
W at Indiana Central	77-71
L at #1 DePaul	79-103
W WIS.-MILWAUKEE	83-69
L OKLAHOMA CITY	68-73
W ST. JOSEPH'S	102-85
L at Evansville**	67-80

**MVP:** Gary Raker, Tony Warren

**All-MCC Players:** Tony Warren

**Varsity Award Winners:** Dave Bastian, Claude Davis, Steve Hutson, Mike Miller, Lynn Mitchem, Dave Prenatt, Gary Raker, Andy Sexson, Frank Thomas, Tony Warren, Brett Hackworth (Mgr.).  
\*\*MCC Tournament, Evansville, Ind.

**1980-81**

**Record: 5-22**

**Coach:** Joe Sexson

**Captain:** Mike Miller, Steve Hutson

L at Eastern Kentucky	66-82
L MARIAN	56-58
L at Alabama-Birmingham	58-87
L Florida A & M#	77-83
L Appalachian State#	OT 73-75
L PURDUE	61-82
W ST. LOUIS	69-61

# All-Time Results



L at Indiana State	69-77
W at Indiana Central	45-44
L BALL STATE	66-69
L at Oral Roberts*	68-72
L at Oklahoma City*	97-108
W XAVIER*	73-72
W INDIANA CENTRAL	72-56
L at Evansville*	58-73
W DePAUW	91-60
L LOYOLA*	66-68
L at Dayton	64-68
L at Xavier*	62-74
L EVANSVILLE*	66-70
L at Loyola*	77-87
L DETROIT*	72-83
L ORAL ROBERTS*	77-82
L OKLAHOMA CITY*	65-74
L #3 DePAUL	64-89
L at Valparaiso	63-86
L at Oklahoma City**	69-86

**MVP:** Lynn Mitchem

**All-Conference Players:** Lynn Mitchem (2nd Team)

**Varsity Award Winners:** Tom Butler, Jerry Dale, Claude Davis, Steve Hutson, Doug Mahurin, Mike Miller, Lynn Mitchem, Tim McRoberts, Chris Rodgers, Tony Warren.  
\*#Hatter Classic, Deland, Fla.

\*MCC Game.

\*\*MCC Tournament.

## 1981-82

**Record: 7-20**

**Coach:** Joe Sexson

**Captain:** Claude Davis, Lynn Mitchem, Tony Warren

L EASTERN KENTUCKY	80-86
L at Purdue	46-75
L at Western Kentucky	65-96
W VALPARAISO	85-76
L at Indiana Central	69-81
L INDIANA STATE	55-57
L ST. LOUIS	82-86
L at Ohio State	48-66
L at Ball State	54-63
L WIS.-GREEN BAY	62-66
W XAVIER*	73-62
W at Oklahoma City*	58-46
L at Oral Roberts*	50-63
W INDIANA CENTRAL	67-57
W DETROIT*	68-61
L at Loyola*	73-98
L EVANSVILLE*	47-80
L DAYTON	70-58
L at St. Louis	80-61
L at Xavier*	53-72
L OKLAHOMA CITY*	52-55
L ORAL ROBERTS*	63-65
L at Detroit*	67-81
L LOYOLA*	60-78
L at Valparaiso	70-73
L at Evansville*	58-68
L Loyola**	71-88

**MVP:** Lynn Mitchem

**All-MCC Players:** Lynn Mitchem

**Varsity Award Winners:** Tom Butler, Claude Davis, Tim Haseley, Danny Jarrett, Greg Jones, John Jones, Tim McRoberts, Lynn Mitchem, Joe Richardson, Chris Rodgers, Tony Warren, Steve Peters (Mgr.).  
\*MCC game.

\*\*MCC Tournament, Tulsa, Okla.

## 1982-83

**Record: 15-13**

**Coach:** Joe Sexson

**Captain:** Lynn Mitchem, Claude Davis

L at #4 Kentucky	53-90
L at Valparaiso	74-76
W SOUTHERN INDIANA	87-59

L at Indiana State	71-88
W INDIANA CENTRAL	82-70
L WESTERN KENTUCKY	OT 63-65
W SIU-EDWARDSVILLE	49-40
L at New Mexico#	61-72
L Weber State#	48-50
W BALL STATE	74-60
W at St. Louis*	57-51
L at Xavier*	49-51
W OKLAHOMA CITY*	55-35
L ORAL ROBERTS*	52-64
W at Detroit*	64-63
L LOYOLA*	73-84
W at Evansville*	OT 73-68
W XAVIER*	72-52
L at Dayton	57-75
W ST. LOUIS*	64-52
W at Indiana Central	90-80
W at Oklahoma City*	82-57
L at Oral Roberts*	69-75
L VALPARAISO	69-80
W DETROIT*	71-63
L at Loyola*	72-83
W EVANSVILLE*	78-69
L Evansville**	63-72

**MVP:** Lynn Mitchem

**All-MCC Players:** Lynn Mitchem, Tim McRoberts (2nd Team), Greg Jones (HM)

**Varsity Award Winners:** Mark Beam, Claude Davis, David Gilbreth, Tim Haseley, Larry Ikerd, Danny Jarrett, Greg Jones, Skip Jones, Tim McRoberts, Lynn Mitchem, Joe Richardson, Chris Rodgers, Tony Warren, Steve Peters (Mgr.).

#Lobo Invitational.

\*MCC Game.

\*\*MCC Tournament, Evansville, Ind.

## 1983-84

**Record: 13-15**

**Coach:** Joe Sexson

**Captain:** Tim McRoberts

W DePAUW	79-65
L at Wis.-Green Bay	OT 65-74
W VALPARAISO	56-44
W SOUTHERN INDIANA	78-68
W INDIANA STATE	OT 91-86
W INDIANA CENTRAL	76-72
L at Ball State	68-73
L Youngstown State#	79-90
L Drexel#	67-70
L at Indiana State	85-101
W at Loyola*	97-70
L at Detroit*	60-74
W EVANSVILLE*	74-55
L ST. LOUIS*	46-49
W at Oklahoma City*	75-62
L at Oral Roberts*	68-82
W XAVIER*	55-53
W at Indiana Central	94-76
W LOYOLA*	73-65
W DETROIT*	73-53
L at Evansville*	72-77
L at St. Louis*	65-66
L DAYTON*	OT 76-77
W OKLAHOMA CITY*	78-52
L ORAL ROBERTS*	100-105
L at Xavier*	68-78
L at Valparaiso	73-76
L Evansville**	65-70

**MVP:** Tim McRoberts

**All-MCC Players:** Tim McRoberts

**MCC All-Freshman Team:** Darrin Fitzgerald, Chad Tucker

**MCC Coach of the Year:** Joe Sexson

**Varsity Award Winners:** Danny Jarrett, Tim McRoberts, Tom Butler, Mike Burt, Dave Gilbreth, Tim Haseley, Larry Ikerd, Mark Beam, Greg Mackey, Darrin Fitzgerald, Mike Harper, Chad Tucker, Steve Peters (Mgr.).

#Cardinal Varsity Club Classic.

\*MCC Game.

\*\*MCC Tournament, Chicago, Ill.

## 1984-85

**Record: 19-10**

**Coach:** Joe Sexson

**Captain:** Tim Haseley

W at Western Illinois	78-67
W DePAUW	72-51
W VALPARAISO	66-51
L at Indiana State	52-78
W SOUTHERN INDIANA	87-74
W INDIANA CENTRAL	67-64
L at Northwestern	58-61
W BALL STATE	88-75
L LOYOLA*	74-86
W DETROIT*	70-67
W at Evansville*	80-68
L at St. Louis*	54-71
W WESTERN ILLINOIS	64-55
W OKLAHOMA CITY*	65-49
L ORAL ROBERTS*	66-78
W at Xavier*	61-59
L at Indiana Central	59-60
L at Loyola*	90-105
L at Detroit*	53-58
W EVANSVILLE*	71-69
W ST. LOUIS*	66-61
W at Oklahoma City*	72-62
L at Oral Roberts*	52-60
W XAVIER*	81-73
W INDIANA STATE	67-66
W NOTRE DAME	OT 70-69
W at Valparaiso	56-50
L Evansville**	OT 72-73
L Indiana%	57-79

**MVP:** Chad Tucker, Mike Burt

**All-Conference:** Chad Tucker

**AP All-America:** Chad Tucker (H.M.)

**Varsity Award Winners:** Mike Burt, Dave Gilbreth, Tim Haseley, Larry Ikerd, Mark Beam, Ken Croner, Aaron Hoover, Greg Mackey, Darrin Fitzgerald, Tony Gallahar, Mike Harper, Chad Tucker, Johnny Jones, Mike Hagan (Mgr.).

\*MCC Game.

\*\*MCC Tournament.

%NIT.

## 1985-86

**Record: 9-19**

**Coach:** Joe Sexson

**Captain:** Chad Tucker, Darrin Fitzgerald, Mark Beam

W DePAUW	87-72
L at #11 Notre Dame	56-87
W SOUTHWEST BAPTIST	82-69
L at Ball State	61-64
L INDIANA STATE	48-52
L at Dayton	55-69
W INDIANA CENTRAL	83-70
L EASTERN ILLINOIS	78-81
L at Indiana State	54-72
L at Eastern Illinois	66-81
L LOYOLA*	61-63
L DETROIT*	73-75
L at Evansville*	OT 68-70
W at St. Louis*	60-55
W at Valparaiso	67-57
W CHICAGO STATE	78-74
W ORAL ROBERTS	70-48
W at Indiana Central	68-59
L at Xavier*	56-77
L at Loyola*	84-106
L at Detroit*	48-72
W VALPARAISO	88-66
L EVANSVILLE*	57-59
L ST. LOUIS*	2OT 74-75
L XAVIER*	61-86

L at Chicago State	68-70
L at Oral Roberts*	63-104
L St. Louis**	61-63

**MVP:** Chad Tucker

**All-Conference:** Chad Tucker

**MCC All-Freshman:** Darren Fowlkes

**Varsity Award Winners:** Mark Beam, Ken Croner, Darrin Fitzgerald, Darren Fowlkes, Tony Gallahar, Chris Givens, Mike Harper, David Herbert, Johnny Jones, Chad Tucker, Mike Yeater, Mike Hagan (Mgr.).

\*MCC Game.

\*\*MCC Tournament, Indianapolis, Ind.

## 1986-87

**Record: 12-16**

**Coach:** Joe Sexson

**Captain:** Chad Tucker, Darrin Fitzgerald

W DePAUW	87-72
W NORTHWESTERN	71-53
W BALL STATE	78-65
W at Indiana State	72-70
L at Valparaiso	56-74
W Mississippi Valley State#	82-65
L at Ball State#	70-83
L INDIANAPOLIS	65-75
W INDIANA STATE	4OT 95-92
L Nebraska+	56-67
L George Mason+	77-82
L WEST. KENTUCKY	OT 73-74
L at Loyola*	OT 86-90
W at Detroit*	76-66
W EVANSVILLE*	70-64
W ST. LOUIS*	61-58
L at Northern Illinois	70-86
L at Oral Roberts*	59-60
W XAVIER*	2OT 86-84
L DAYTON	71-73
L LOYOLA*	77-89
W DETROIT*	88-77
W VALPARAISO	66-58
L at Evansville*	72-79
L at St. Louis*	54-73
L at Xavier*	67-69
L ORAL ROBERTS*	OT 60-64
L Xavier**	98-104

**MVP:** Darrin Fitzgerald

**All-Conference Players:** Darrin Fitzgerald, Darren Fowlkes (2nd Team)

**Varsity Award Winners:** Rick Berry, Rick Donovan, Darrin Fitzgerald, Darren Fowlkes, Tony Gallahar, Mike Harper, Joe Harris, David Herbert, Jody Littrell, Scott VonBargen, Mike Yeater, Brad McKinney (Mgr.).

#Cardinal Varsity Club Classic.

+Rochester Classic.

\*MCC Game.

\*\*MCC Tournament, Indianapolis, Ind.

## 1987-88

**Record: 14-14**

**Coach:** Joe Sexson (25 games), Doug Mitchell (3 games)

**Captain:** Chad Tucker

W DePAUW	61-57
L at Western Kentucky	68-85
L at Wisconsin	80-92
W INDIANA STATE	84-65
L at Valparaiso	OT 49-51
W at Indiana State	64-44
W at Ball State	61-59
W #16 Iowa State#	78-76
L at Toledo#	50-52
W WABASH	84-61
W NORTHERN ILLINOIS	84-73
W at Dayton	62-61
W DETROIT*	52-50
W LOYOLA*	66-54
L at St. Louis*	40-50



# All-Time Results

L at Evansville*	78-85
L at Notre Dame	66-85
L VALPARAISO	55-56
L at Xavier*	74-89
W at Detroit*	OT 89-81
W at Loyola*	81-57
W ST. LOUIS*	54-47
L EVANSVILLE*	59-85
L at Illinois State	62-87
L INDIANAPOLIS	72-74
W EASTERN KENTUCKY	60-57
L XAVIER*	70-71
L Loyola**	59-67

**MVP:** Chad Tucker  
**All-MCC Players:** Chad Tucker, Darren Fowlkes (2nd Team)  
**Varsity Award Winners:** Rick Berry, Rick Donovan, Brett Etherington, Chad Fordyce, Darren Fowlkes, Rodney Haywood, David Herbert, John Karaffa, Jody Littrell, Thad Matta, John Shoup, Chad Tucker, Brad McKinney (Mgr.).  
*#Blade Classic.*  
*\*MCC Game.*  
*\*\*MCC Tournament, Indianapolis, Ind.*

<b>1988-89</b>	
<b>Record: 11-17</b>	
<b>Captain:</b> Joe Sexson	
<b>Captain:</b> Darren Fowlkes	
W VALPARAISO	83-53
W at Western Kentucky	91-81
L ILLINOIS-CHICAGO	65-69
L at Indiana State	61-81
L WISCONSIN	53-63
W INDIANA STATE	72-57
W at Eastern Kentucky	66-59
W at Austin Peay	85-81
W at Illinois-Chicago	73-66
L AUSTIN PEAY	60-63
L at St. Louis*	72-99
L at Evansville	45-61
L BALL STATE	44-54
L DAYTON*	52-55
W XAVIER*	79-76
L at Loyola*	65-71
L at Detroit*	80-88
L at Valparaiso	83-104
L ST. LOUIS*	44-64
L EVANSVILLE*	77-90
L LOYOLA*	84-85
W DETROIT*	76-73
W ILLINOIS STATE	66-49
W at Dayton*	72-66
W at Miami (Ohio)	69-65
L at Xavier*	75-85
L NOTRE DAME	69-76
L St. Louis**	64-68

**MVP:** Darren Fowlkes  
**All-MCC Players:** Darren Fowlkes  
**Varsity Award Winners:** Scott Allison, Darin Archbold, Rick Berry, John Deaton, Rick Donovan, Brett Etherington, Chad Fordyce, Darren Fowlkes, Wade Gault, Rodney Haywood, John Karaffa, Jody Littrell, Thad Matta, John Shoup, Michael Wilson.  
*\*MCC Game.*  
*\*\*MCC Tournament, Dayton, Ohio*



**Barry Collier**  
**1989-2000**

**1989-90**  
**Record: 6-22**

**Captain:** Barry Collier  
**Captain:** Jody Littrell, Rodney Haywood, Thad Matta

L at Western Illinois	65-82
L at Illinois State	OT 59-67
W ILLINOIS-CHICAGO	57-51
L WESTERN KY	OT 59-62
W MIAMI (OHIO)	OT 81-78
L at Wisconsin	59-75
L at Indiana State	53-58
W PORTLAND	76-50
L at Ball State	42-63
L BOWLING GREEN	54-62
L at Notre Dame	65-97
L at Illinois-Chicago	52-62
L at Loyola*	48-53
L EVANSVILLE*	51-56
L ST. LOUIS*	64-66
L DETROIT*	77-85
L at Dayton*	62-86
L at Xavier*	57-81
L MARQUETTE*	73-75
W LOYOLA*	72-67
L at St. Louis*	54-62
L at Evansville*	57-66
W INDIANA STATE	79-66
W at Detroit*	71-69
L DAYTON*	82-88
L XAVIER*	66-80
L at Marquette*	70-90
L Xavier**	61-86

**MVP:** Rodney Haywood  
**MCC All-Newcomer Team:** J. P. Brens  
**Varsity Award Winners:** Darin Archbold, Rick Berry, Tim Bowen, J. P. Brens, Rick Donovan, Brett Etherington, Chad Fordyce, Wade Gault, Rodney Haywood, John Karaffa, Jody Littrell, Thad Matta, Dave Ryser, John Shoup, Michael Wilson.  
*\*MCC Game.*  
*\*\*MCC Tournament, Dayton, Ohio*

**1990-91**  
**Record: 18-11**

**Captain:** Barry Collier  
**Captain:** John Karaffa, Brett Etherington

W WESTERN ILLINOIS	82-79
L at Indiana State	OT 93-96
W at Portland	86-80
L at Cal State Fullerton	76-79
W NOTRE DAME	91-77
W VALPARAISO	97-75
L at Bowling Green	95-115
W WISCONSIN	2OT 94-88
L at Purdue	81-97

W BALL STATE	84-77
W at Georgia State	106-96
L at Mercer	66-72
W at St. Louis*	87-74
W at Detroit*	76-62
W at Jacksonville	71-58
W DETROIT*	71-56
W DAYTON*	100-95
W LOYOLA*	80-67
W at Marquette*	76-65
W ST. LOUIS*	57-55
L EVANSVILLE*	2OT 128-136
L at Xavier*	73-80
W at Evansville*	81-54
L at Dayton*	98-116
L XAVIER*	93-105
W at Loyola*	91-85
W MARQUETTE*	84-74
L Loyola**	62-75
L Wyoming%	61-63

**MVP:** Darin Archbold  
**All-MCC Players:** Darin Archbold  
**MCC Player of the Year:** D. Archbold  
**MCC Coach of the Year:** Barry Collier  
**MCC All-Newcomer Team:** J. Guice  
**Varsity Award Winners:** Danny Allen, Darin Archbold, Michael Banks, Brian Beauford, Tim Bowen, J. P. Brens, Brett Etherington, Chad Fordyce, Wade Gault, Jermaine Guice, John Karaffa, David Ryser, John Shoup, John Taylor, Michael Wilson, Lynn Crump (Mgr.)  
*\*MCC Game.*  
*\*\*MCC Tournament, Dayton, Ohio*  
*%NIT.*

**1991-92**  
**Record: 21-10**

**Captain:** Barry Collier  
**Captain:** Darin Archbold, Wade Gault, Michael Wilson

W CAL NORTHBRIDGE	82-67
W at Notre Dame	67-60
L at Indiana	73-97
W CAL FULLERTON	100-83
W ILLINOIS STATE	93-85
W MERCER	96-73
W at Valparaiso	83-80
W INDIANA STATE	80-65
L PURDUE	70-76
W at Ball State	78-72
L Iowa#	92-114
W Northeastern Illinois#	93-60
W GEORGIA STATE	86-82
W at Detroit Mercy*	91-82
L at Evansville*	83-88
L WIS.-GREEN BAY	66-69
W PENN STATE	79-74
W at Dayton*	83-66
W #17 UNC CHARLOTTE	87-84
W at Loyola*	68-63
W DETROIT MERCY*	95-84
L Penn State	64-67
L EVANSVILLE*	69-78
L XAVIER*	75-98
W DAYTON*	78-73
W LOYOLA*	78-76
W at Xavier*	96-86
W Detroit Mercy**	87-70
W Xavier**	78-61
L Evansville**	76-95
L at Purdue%	56-82

**MVP:** Darin Archbold  
**All-MCC Players:** Darin Archbold  
**MCC All-Newcomer Team:** Katara Reliford  
**MCC All-Tournament:** Darin Archbold  
**Varsity Award Winners:** Darin Archbold, Wade Gault, Michael Wilson, Michael Banks, Brian Beauford, Tim Bowen, J. P. Brens, David Ryser, Danny Allen, Jermaine Guice, Katara Reliford, John Taylor, Dean

Edwards, Darren Freeman, Lynn Crump (Mgr.), Brian Disney (Mgr.), Scott Drew (Mgr.).  
*#Tampa Tribune Classic.*  
*\*MCC Game.*  
*\*\*MCC Tournament, Cincinnati, Ohio*  
*%NIT.*

**1992-93**  
**Record: 11-17**

**Captain:** Barry Collier  
**Captain:** J. P. Brens, Jermaine Guice

L at Indiana State	56-70
W ANDERSON	90-50
L at Illinois State	53-69
L at Wisconsin-Green Bay	64-76
L #5 NORTH CAROLINA	56-103
W BALL STATE	63-49
L #4 Indiana#	48-90
W St. Francis (N.Y.)#	91-60
L at Purdue	54-80
W VALPARAISO	81-62
W LA SALLE*	64-59
L EVANSVILLE*	62-77
W NOTRE DAME	70-56
L at Xavier*	59-63
W at Dayton*	OT 70-66
L at UNC Charlotte	62-70
W DUQUESNE*	86-80
L DETROIT MERCY*	82-85
W LOYOLA*	68-51
L at Duquesne*	64-78
L at La Salle*	66-88
W DAYTON*	74-59
L XAVIER*	66-80
L at Evansville*	72-84
L at Loyola*	OT 65-66
L at Detroit Mercy*	65-71
W La Salle**	77-70
L Evansville**	71-74

**MVP:** Jermaine Guice  
**All-MCC:** Jermaine Guice (2nd Team)  
**MCC All-Tournament:** Jermaine Guice  
**Varsity Award Winners:** Brian Beauford, Tim Bowen, J. P. Brens, Katara Reliford, Dan Allen, Jermaine Guice, John Taylor, Quincy Bowens, Jason McKenzie, Chris Miskel, Burdette Phillips, Lynn Crump (Mgr.).  
*#Hoosier Classic, Indianapolis, Ind.*  
*\*MCC Game.*  
*\*\*MCC Tournament.*

**1993-94**  
**Record: 16-13**

**Captain:** Barry Collier  
**Captain:** Danny Allen, Jermaine Guice, John Taylor, Travis Trice

L at #19 Cincinnati (NIT)	72-90
W #11 INDIANA	75-71
L at Ball State	84-93
L at Valparaiso	73-90
W DePAUW	74-54
W ILLINOIS STATE	80-52
W INDIANA STATE	73-52
W JACKSONVILLE	89-73
W at Sacramento State	60-58
L UNC Charlotte#	61-81
L Holy Cross#	67-78
L at Southern Utah	72-79
W BETHUNE-COOKMAN	73-45
L #25 XAVIER*	80-86
W LOYOLA*	75-59
L at Detroit Mercy*	61-74
L at #4 North Carolina	64-104
L at Evansville*	2OT 93-95
L SOUTHERN UTAH	78-85
W DETROIT MERCY*	83-63
W at Loyola*	69-60
W at Notre Dame	67-57
W LA SALLE*	82-69

# All-Time Results



L Xavier*	73-93
W EVANSVILLE*	77-75
W at Mercer	81-65
W at La Salle*	87-68
W LOYOLA**	78-67
L EVANSVILLE**	66-68

**MVP:** Jermaine Guice  
**All-MCC:** Jermaine Guice, John Taylor (2nd Team)

**MCC All-Newcomer Team:** Travis Trice

**MCC All-Tournament:** Jermaine Guice

**Varsity Award Winners:** Danny Allen, Marcus Cowart, Chad Cantor, Matthew Graves, Jermaine Guice, Marcel Kon, Jason McKenzie, Chris Miskel, Brent Myers (Mgr.), T. J. Perry, Mike Shunnesson (Mgr.), John Taylor, Travis Trice, Kelsey Wilson

*#Cable Car Classic, Santa Clara, Calif.*

\*MCC Game.

\*\*MCC Tournament.

## 1994-95 Record: 15-12

**Coach:** Barry Collier  
**Captain:** Travis Trice

L St. Peter's#	68-80
W Colgate#	84-74
W at Portland	75-74
W VALPARAISO	82-80
W at Indiana State	84-67
L BALL STATE	77-85
L MERCER	59-74
W DePAUW	76-47
L at Indiana	66-89
W at Wisconsin-Green Bay*	56-43
W SACRAMENTO STATE	90-62
W at UW-Milwaukee*	64-48
L LOYOLA*	OT 61-58
L at Illinois-Chicago*	82-100
W NORTHERN ILLINOIS*	67-59
W at Cleveland State*	81-78
L LA SALLE*	71-73
L DETROIT*	OT 85-88
W UW-MILWAUKEE*	85-75
L WIS.-GREEN BAY*	60-61
W at Loyola*	67-50
W ILLINOIS-CHICAGO*	100-84
W NOTRE DAME	76-60
L at Northern Illinois*	70-89
L at Wright State*	79-83
L XAVIER*	66-81
L Detroit **	53-59

**MVP:** Travis Trice

**Varsity Award Winners:** Chad Cantor, Brian Carretta, Marcus Cowart, Dan Dudukovich, Marcel Kon, Jason McKenzie, Chris Miskel, Jon Neuhouser, T. J. Perry, Jeff Rogers, Travis Trice, Rolf van Rijn, Kelsey Wilson.

*#Fry's Invitational, Stanford, Calif.*

\*MCC Game.

\*\*MCC Tournament, Dayton, Ohio

## 1995-96 Record: 19-8

**Coach:** Barry Collier  
**Captain:** Chris Miskel, Jason McKenzie

W MD-EASTERN SHORE	75-44
W HANOVER	56-53
W at Ball State	67-57
L at Western Kentucky	50-56
W INDIANA STATE	81-61
W at Marshall	102-92
W at James Madison	65-63
L at Montana State#	59-84
L James Madison#	65-75
W ILLINOIS-CHICAGO*	78-58
W PORTLAND	87-80
W at Wisconsin-Milwaukee*	71-67
W at Wright State*	71-68

L WIS.-GREEN BAY*	61-64
W at Loyola Chicago*	67-59
L at Northern Illinois*	57-84
W CLEVELAND STATE*	71-56
W DETROIT*	70-62
W LOYOLA CHICAGO*	78-66
W WIS.-MILWAUKEE*	65-45
W at Cleveland State*	76-68
L at WRIGHT STATE*	61-67
W at Illinois-Chicago*	85-82
W NORTHERN ILLINOIS*	73-58
W at Detroit*	69-61
L at #25 Wis.-Green Bay*	OT 66-73
L Illinois-Chicago**	97-107

**MVP:** Chris Miskel

**All-MCC:** Jon Neuhouser (1st team), Jason McKenzie (All-Defensive Team)

**Varsity Award Winners:** Kelly Burton, Chad Cantor, Dan Dudukovich, Bjorn Gieseck, Matthew Graves, Andy Hirschy, Jason McKenzie, Chris Miskel, Jon Neuhouser, T. J. Perry, Mike Pflugner, Jeff Rogers, Srdan Selimbegovic, Rolf van Rijn, Kelsey Wilson.

*#Holiday Stores Classic.*

\*MCC Game.

\*\*MCC Tournament, Dayton, Ohio

## 1996-97 Record: 23-10

**Coach:** Barry Collier  
**Captain:** Jon Neuhouser, Jeff Rogers, Matthew Graves

W at Indiana State	70-48
W Tulane#	66-63
L #5 Villanova#	54-62
W at American-P.R.#	84-69
W ANDERSON	86-47
L BALL STATE	67-71
L at Bradley	OT 55-67
W at Evansville	61-50
L at Indiana	OT 84-89
W at Florida International	83-67
L at Florida State	68-87
W at Cleveland State*	79-60
W WESTERN KY	75-73
L at Illinois-Chicago*	OT 80-82
W LOYOLA CHICAGO*	89-48
W WIS.-MILWAUKEE*	75-59
W WIS.-GREEN BAY*	50-43
L at Detroit*	OT 54-56
W at Northern Illinois*	OT 80-79
L at Wright State*	62-65
W CLEVELAND STATE*	84-47
W DETROIT*	68-55
W MARSHALL	84-57
W at Loyola Chicago*	62-56
W ILLINOIS-CHICAGO*	67-44
W at Wis.-Milwaukee*	74-46
L at Wis.-Green Bay*	OT 56-58
W NORTHERN ILLINOIS*	64-57
W WRIGHT STATE*	75-57
W Wis.-Milwaukee**	48-36
W Wis.-Green Bay**	OT 57-52
W Illinois-Chicago**	69-68
L #10 Cincinnati%	69-86

**MVP:** Jon Neuhouser

**MCC Player of the Year:** Jon Neuhouser

**MCC Coach of the Year:** Barry Collier

**MCC Tournament MVP:** Kelsey Wilson

**MCC All-Tournament:** Kelsey Wilson, Jon Neuhouser

**All-MCC Players:** Jon Neuhouser (1st team), Kelsey Wilson (2nd team), Rolf van Rijn (All-Defensive Team)

**Varsity Award Winners:** Chad Cantor, T. J. Perry, Kelsey Wilson, Dan Dudukovich, Matthew Graves, Jon Neuhouser, Jeff Rogers, Rolf van Rijn, Bjorn Gieseck, Andy Hirschy, Mike Pflugner, Andrew Graves,

Brent Rockwood, Mike Marshall.  
*#Puerto Rico Shootout, Bayamon, P.R.*  
 \*MCC Game.  
 \*\*MCC Tournament, Dayton, Ohio  
 %NCAA Tournament, Detroit, Mich.

## 1997-98 Record: 22-11

**Coach:** Barry Collier  
**Captain:** Matthew Graves, Jeff Rogers, Jon Neuhouser

W INDIANA WESLEYAN	87-44
W BRADLEY	51-48
L at Ball State	46-58
W #19 Oklahoma#	73-63
W Pacific#	(OT) 73-67
L #15 Stanford#	86-99
L at Western Kentucky	49-59
W INDIANA STATE	65-63
W IUPUI	83-44
W EVANSVILLE	63-46
W JAMES MADISON	75-66
W BELMONT	85-54
L at Xavier	66-93
W UIC*	78-76
W LOYOLA*	(OT) 59-56
W at SW Missouri State	66-63
W WRIGHT STATE*	81-66
L at Cleveland State*	62-67
L at Detroit*	67-78
W WIS.-GREEN BAY*	78-60
W WIS.-MILWAUKEE*	74-66
L at UIC*	62-72
L at Loyola*	(OT) 62-70
L at Wright State*	53-57
W at Wis.-Milwaukee*	71-56
L DETROIT*	51-54
W CLEVELAND STATE*	58-44
W at Nevada	84-75
W at Wis.-Green Bay*	59-57
W Loyola**	62-53
W Wright State**	67-48
W Wis.-Green Bay**	70-51
L #18 New Mexico%	62-79

**MVP:** Matthew Graves

**MCC Tournament MVP:** Jon Neuhouser

**MCC All-Tournament:** Jon Neuhouser, Matthew Graves

**All-MCC:** Rolf van Rijn (All-Defensive)

**MCC All-Newcomer Team:** Otis Frazier

**Varsity Award Winners:** Dan Dudukovich, Otis Frazier, Bjorn Gieseck, Andrew Graves, Matthew Graves, Michael Hicks, Andy Hirschy, LaVall Jordan, Mike Marshall, Jason Myers, Jon Neuhouser, Mike Pflugner, Jeff Rogers, Rolf van Rijn.

*#Big Island Invitational, Hilo, Hawaii*

\*MCC Game.

\*\*MCC Tournament, Green Bay, Wis

%NCAA Tournament, Lexington, Ky.

## 1998-99 Record: 22-10

**Coach:** Barry Collier  
**Captains:** Andy Hirschy, Mike Marshall

L SW MISSOURI STATE	57-72
L #16 XAVIER	66-73
L at Indiana State	44-64
L at Belmont	58-60
W at Evansville	66-60
W WESTERN KENTUCKY	69-58
W BALL STATE	61-48
L Purdue#	54-63
W FLORIDA STATE	77-65
W IDAHO STATE	56-44
L at Loyola*	51-53
W at Wright State*	60-53
W at Illinois-Chicago*	(OT) 67-62
W CLEVELAND STATE*	78-62
W at Detroit*	59-46

W FLA. INTERNATIONAL	71-63
W at UW-Milwaukee*	68-65
W at UW-Green Bay*	57-50
W ILLINOIS-CHICAGO*	54-47
W LOYOLA*	57-52
W IUPUI	80-54
W WRIGHT STATE*	(2OT) 88-78
L at Cleveland State*	62-73
L DETROIT*	52-62
W UW-MILWAUKEE*	78-63
W UW-GREEN BAY*	50-37
W Wright State**	64-56
W UW-Green Bay**	(3OT) 68-65
L Detroit**	65-72
W at Bradley%	51-50
W OLD DOMINION%	75-62
L at Clemson%	69-89

**MVP:** Mike Marshall

**All-MCC:** Mike Marshall (1st team)

**MCC All-Newcomer Team:** Rylan Hainje

**MCC All-Tournament:** Andy Hirschy

**MCC Coach of the Year:** Barry Collier

**Varsity Award Winners:** Bjorn Gieseck, Andrew Graves, Rylan Hainje, Michael Hicks, Andy Hirschy, Thomas Jackson, Will Jones, LaVall Jordan, Mike Marshall, Ryan Murray, Jason Myers, Mike Pflugner, Luke Reed, Ben Danner (Mgr.), Chad Lynn (Mgr.), Paul Ziemba (Mgr.)

*#At Market Square Arena*

\*MCC Game.

\*\*MCC Tournament, Chicago, Ill.

%NIT

## 1999-2000 Record: 23-8

**Coach:** Barry Collier  
**Captains:** Mike Marshall, Andrew Graves

L at UNC-Wilmington	54-56
W MOUNT ST. MARY'S	82-55
W INDIANA STATE	77-55
W EVANSVILLE	73-45
L at Eastern Illinois	(OT) 60-69
L at Ball State	70-80
W BELMONT	79-35
W NEVADA	66-45
W at TCU	86-78
W La Salle#	43-36
L at Santa Clara#	56-57
L at Tennessee-Martin	62-64
W WRIGHT STATE*	71-47
L at Cleveland State*	45-53
L at Detroit*	65-75
W UW-GREEN BAY*	60-44
W UW-MILWAUKEE*	72-64
W IUPUI	70-59
W at UIC*	75-46
W at Loyola*	68-48
W at Wright State*	79-55
W DETROIT*	68-62
W CLEVELAND STATE*	81-54
W at UW-Milwaukee*	84-72
W at UW-Green Bay*	62-50
W LOYOLA*	59-44
W UIC*	84-60
W Loyola**	61-57
W UW-Milwaukee**	65-51
W Detroit**	62-43
L #13 Florida%	(OT) 68-69

**MVP:** Mike Marshall

**MCC Tournament MVP:** Mike Marshall

**MCC All-Tournament:** Mike Marshall, LaVall Jordan, Thomas Jackson

**All-MCC:** Mike Marshall (2nd team, All-Defensive), LaVall Jordan (2nd team)


**MCC Coach of the Year:** Barry Collier

**Varsity Award Winners:** Darnell Archey, Joel Cornette, Lewis Curry, Andrew Graves, Rylan Hainje, Thomas Jackson, LaVall



# All-Time Results

Jordan, Mike Marshall, Mike Moore, Jason Myers, Scott Robisch, Ben Danner (Mgr.), Paul Ziemba (Mgr.)  
 #Cable Car Classic, Santa Clara, Calif.  
 \*MCC Game.  
 \*\*MCC Tournament, Chicago, Ill.  
 %NCAA Tournament, Winston-Salem, N.C.



**Thad Matta**  
2000-01

2000-01  
Record: 24-8

**Coach:** Thad Matta  
**Captain:** LaVall Jordan  
 W EASTERN ILLINOIS 90-73  
 W at Birmingham-Southern 71-62  
 W BALL STATE 71-48  
 L at Evansville 73-74  
 L at Indiana State (OT) 88-90  
 L UNC-WILMINGTON 48-53  
 W TENNESSEE-MARTIN 77-48  
 W SANTA CLARA 84-60  
 W TCU 86-73  
 L at #12 Arizona# 60-72  
 W Louisiana-Lafayette# 74-63  
 W LIPSCOMB 72-56  
 L at Wright State\* 61-62  
 W CLEVELAND STATE\* 65-52  
 W DETROIT\* 74-59  
 W at UW-Milwaukee\* 60-51  
 L at UW-Green Bay\* 68-69  
 W UIC\* 76-69  
 W LOYOLA\* 71-57  
 W at #10 Wisconsin 58-44  
 W WRIGHT STATE\* 59-48  
 L at Detroit\* 63-68  
 W at Cleveland State\* 59-56  
 W UW-MILWAUKEE\* (OT) 80-75  
 W UW-GREEN BAY\* 78-52  
 W at Loyola\* 66-62  
 W at UIC\* 68-66  
 W Loyola\*\* 78-52  
 W at Wright State\*\* 66-58  
 W Detroit\*\* 53-38  
 W #23 Wake Forest+ 79-63  
 L #4 Arizona+ 52-73

**MVP:** LaVall Jordan  
**All-MCC:** Thomas Jackson (1st team, All-Defensive), LaVall Jordan (2nd team), Brandon Miller (Newcomer), Rylan Hainje (Defensive), Joel Cornette (Defensive)  
**MCC Coach of the Year:** Thad Matta  
**Varsity Award Winners:** Darnell Archey, Joel Cornette, Lewis Curry, Ryan Falquist, Nick Gardner, Ben Grunst, Rylan Hainje, Thomas Jackson, LaVall Jordan, Duane Lightfoot, Jr., Brandon Miller, Mike Moore, Scott Robisch,

Rob Walls, Paul Ziemba (Mgr.), Travis Steele (Mgr.), Brian Landwehr (Mgr.)  
 #-Fiesta Bowl Classic, Tucson, Ariz.  
 \*-MCC game.  
 \*\*--MCC Tournament, Dayton, Ohio  
 +--NCAA Tournament, Kansas City, Mo.



**Todd Lickliter**  
2001-07

2001-02  
Record: 26-6

**Coach:** Todd Lickliter  
**Captains:** Thomas Jackson, Rylan Hainje  
 W Radford# 73-56  
 W Delaware# 76-59  
 W Washington# 67-64  
 W INDIANA STATE 69-49  
 W at Purdue 74-68  
 W BIRMINGHAM SOUTHERN 70-34  
 W at Lipscomb 76-56  
 W EVANSVILLE 101-65  
 W NORTHERN IOWA 77-65  
 W at Mount St. Mary's 66-46  
 W at #21 Ball State 75-66  
 W Samford% 45-37  
 W Indiana% 66-64  
 L WRIGHT STATE\* (2OT) 87-90  
 W at Cleveland State\* 62-45  
 L at Detroit\* 54-63  
 W at Youngstown State\* 68-50  
 W UW-GREEN BAY\* 64-41  
 L UW-MILWAUKEE\* 72-73  
 W LOYOLA\* 78-48  
 W at UIC\* 83-73  
 W at UW-Milwaukee\* 59-58  
 W at Wright State\* 72-57  
 W DETROIT\* 61-48  
 W CLEVELAND STATE\* 70-45  
 W UW-Green Bay\* 77-74  
 W YOUNGSTOWN STATE\* 75-50  
 L at Loyola\* 56-60  
 W UIC\* 85-61  
 L UW-Green Bay\*\* 48-49  
 W BOWLING GREEN+ 81-69  
 L at Syracuse+ (OT) 65-66

**MVP:** Thomas Jackson  
**All-Horizon League:** Rylan Hainje (1st team, All-Defensive), Thomas Jackson (1st team, All-Defensive), Joel Cornette (All-Defensive)  
**Horizon League Player of the Year:** Rylan Hainje  
**Varsity Award Winners:** Darnell Archey, Joel Cornette, Lewis Curry, Nick Gardner, Ben Grunst, Rylan Hainje, Thomas Jackson, Duane Lightfoot, Jr., Brandon Miller, Mike Monserez, Mike Moore, Ryan Reynolds, Scott Robisch, Rob Walls, Ryan Murray

(Mgr.), Brian Landwehr (Mgr.)  
 #BP Top of the World Classic, Fairbanks, Alaska.  
 %Hoosier Classic @ Conseco Fieldhouse  
 \*Horizon League game.  
 \*\*HL Tournament, Cleveland, Ohio.  
 +NIT

2002-03  
Record: 27-6

**Coach:** Todd Lickliter  
**Captains:** Brandon Miller, Joel Cornette  
 W at IPFW 69-53  
 W WAYNE STATE (MICH.) 60-37  
 W BALL STATE 71-45  
 W at Indiana State 65-45  
 W at Evansville 77-64  
 W BRADLEY 75-70  
 W at Miami (Ohio) 59-42  
 W ST. LOUIS 68-46  
 W Texas-Pan American& 67-48  
 W Western Kentucky& 63-60  
 L at Hawaii& (OT) 78-81  
 W at UIC\* 68-65  
 W LOYOLA\* (OT) 81-74  
 W DETROIT\* 76-68  
 W at Wright State\* 81-70  
 W YOUNGSTOWN STATE\* 64-60  
 L UW-Milwaukee\* 65-69  
 W UW-Green Bay\* 68-53  
 L at #5 Duke 60-80  
 W CLEVELAND STATE\* 73-57  
 W UIC\* 61-47  
 L at Loyola\* 63-73  
 W at Detroit\* 66-63  
 W WRIGHT STATE\* 79-64  
 W at Youngstown State\* 69-60  
 W at Cleveland State\* (2OT) 79-75  
 W UW-GREEN BAY\* 58-37  
 W UW-MILWAUKEE\* 76-74  
 W Detroit\*\* 58-55  
 L at UW-Milwaukee\*\* 52-69  
 W #20 Mississippi State+ 47-46  
 W #14 Louisville+ 79-71  
 L #3 Oklahoma++ 54-65

**MVP:** Brandon Miller, Joel Cornette  
**All-Horizon League:** Joel Cornette (2nd team, All-Defensive), Brandon Miller (2nd team, All-Defensive)  
**Varsity Award Winners:** Darnell Archey, Joel Cornette, Lewis Curry, Nick Gardner, Andy Grunst, Ben Grunst, Bruce Horan, Jeff James, Duane Lightfoot, Jr., Brandon Miller, Mike Monserez, Mike Moore, Ryan Reynolds, Avery Sheets, Rob Walls, Ryan Murray (Mgr.), Brian Landwehr (Mgr.), Carl Heck (Mgr.), Brian Scheur (Mgr.), Vince Green (Mgr.)  
 &Outrigger Hotels Rainbow Classic  
 \*Horizon League game.  
 \*\*Horizon League Tournament.  
 %NCAA Tournament, Birmingham, Ala.  
 %+NCAA "Sweet 16", Albany, N.Y.

2003-04  
Record: 16-14

**Coach:** Todd Lickliter  
**Captains:** Mike Monserez, Duane Lightfoot  
 W QUINCY 68-54  
 W at Northern Iowa 56-54  
 L MICHIGAN# (OT) 60-61  
 L at Ball State 61-63  
 W EVANSVILLE 65-64  
 L at Bradley 55-59  
 L at Indiana 50-62  
 W INDIANA STATE 57-39  
 L UW-GREEN BAY\* 63-70  
 L at St. Louis 54-72  
 L at Wright State\* 39-51

L at UW-Milwaukee\* 59-71  
 L at UW-Green Bay\* 50-60  
 W LOYOLA\* 72-54  
 W DETROIT\* (OT) 70-69  
 W at Youngstown State\* (OT) 67-66  
 L WRIGHT STATE\* 53-54  
 W CLEVELAND STATE\* 61-43  
 L UIC\* (OT) 71-74  
 W IPFW 72-55  
 W at Loyola\* (OT) 74-67  
 W at Cleveland State\* 57-56  
 L at Detroit\* 48-54  
 W UW-MILWAUKEE\* 75-58  
 W OHIO% 64-63  
 W YOUNGSTOWN STATE\* 81-76  
 L at UIC\* 54-64  
 W YOUNGSTOWN STATE\*\* 88-57  
 W UW-GREEN BAY\*\* 72-50  
 L UIC\*\* 56-65

**MVP:** Mike Monserez  
**All-Horizon League:** Mike Monserez (2nd Team)  
**Horizon League All-Tournament:** Avery Sheets  
**Varsity Award Winners:** Nick Brooks, Brandon Crone, Nick Gardner, Andy Grunst, Bruce Horan, Jeff James, Duane Lightfoot, Brian Ligon, Mike Monserez, James Parker, Ryan Reynolds, Avery Sheets, Jamie Smalligan, Carl Heck (Mgr.), Brian Landwehr (Mgr.), Vince Green (Mgr.)  
 #Conseco Fieldhouse.  
 \*Horizon League game.  
 \*\*Horizon League Tournament.  
 %BracketBuster Saturday.

2004-05  
Record: 13-15

**Coach:** Todd Lickliter  
**Captains:** Avery Sheets, Bruce Horan  
 W SOUTH DAKOTA STATE 80-52  
 W GREENVILLE 79-43  
 W MIAMI (OHIO) 61-48  
 L at Ohio 58-64  
 L at Bradley 66-75  
 L at Indiana State 54-57  
 W IPFW 73-39  
 W BALL STATE 74-68  
 L Richmond# 68-69  
 L Eastern Washington# 62-67  
 L UW-MILWAUKEE\* (OT) 68-71  
 L UW-GREEN BAY\* 50-57  
 W at Loyola\* (OT) 77-72  
 L at Detroit\* 59-72  
 W YOUNGSTOWN STATE\* 50-37  
 L WRIGHT STATE\* 54-59  
 L at Cleveland State\* 57-77  
 L at UIC\* 49-73  
 W at UW-Green Bay\* 70-47  
 W LOYOLA\* 79-51  
 L at Wright State\* 55-61  
 L CLEVELAND STATE\* 56-65  
 W DETROIT\* 65-50  
 L at UW-Milwaukee\* 53-64  
 W VALPARAISO% 72-69  
 W at Youngstown State\* 79-59  
 W UIC\* 86-82  
 L at Wright State\*\* 57-61

**MVP:** Brandon Polk  
**All-Horizon League:** Brandon Polk (2nd Team, All-Newcomer Team)  
**Varsity Award Winners:** Nick Brooks, Brandon Crone, A. J. Graves, Andy Grunst, Bruce Horan, Brian Ligon, Gary Patterson, Brandon Polk, Avery Sheets, Jamie Smalligan, Drew Streicher.  
 #Fiesta Bowl Classic, Tucson, Ariz.  
 %Bracket Buster Saturday game.  
 \*Horizon League game.  
 \*\*Horizon League Tournament.

# All-Time Results



## 2005-06

Record: 20-13

**Coach:** Todd Lickliter  
**Captains:** Bruce Horan, Brandon Crone, Brian Ligon  
 L UNC Wilmington# 59-75  
 W Alabama State# 70-61  
 W Lehigh# 66-41  
 L at Ohio State (OT) 69-79  
 L at Michigan 74-78  
 W TULANE 82-61  
 W at Ball State 64-43  
 W BRADLEY 70-60  
 L INDIANA STATE 58-59  
 W ELON 86-40  
 L #18 Indiana+ 55-73  
 W at South Dakota State 85-48  
 W UIC\* 75-56  
 L at UW-Milwaukee\* 59-64  
 W DETROIT\* 64-52  
 L at Loyola\* 64-74  
 L at Youngstown State\* 62-64  
 W at Cleveland State\* 55-51  
 W WRIGHT STATE\* 70-62  
 W at UIC\* 67-39  
 W UW-GREEN BAY\* (OT) 72-66  
 W UW-MILWAUKEE\* (OT) 63-60  
 W CLEVELAND STATE\* 78-49  
 L at Wright State\* (2OT) 83-86  
 W at UW-Green Bay\* 63-57  
 W LOYOLA\* 62-50  
 L at Kent State% (OT) 76-80  
 W YOUNGSTOWN STATE\* 72-64  
 L at Detroit\* 71-73  
 W UW-Green Bay\*\* 73-51  
 L at UW-Milwaukee\*\* 71-87  
 W MIAMI, OHIO& 53-52  
 L at Florida State& 63-67

**MVP:** Brandon Polk  
**All-Horizon League:** Brandon Polk (1st Team)  
**HL All-Tournament:** Brandon Polk  
**HL Player of the Year:** Brandon Polk  
**HL Coach of the Year:** Todd Lickliter  
**Varsity Award Winners:** Julian Betko, Brandon Crone, A. J. Graves, Bruce Horan, Brian Ligon, Marcus Nellems, Brandon Polk, Avery Sheets, Ben Slaton, Drew Streicher, Chris Neumann (Mgr.), Boris Alosinac (Mgr.), Vince Green (Mgr.), Russell Sherman (Mgr.)  
 #-BCA Invitational, Laramie, Wyoming.  
 +-Conseco Fieldhouse, Indianapolis, Ind.  
 %--Horizon League game.  
 \*\*--Horizon League Tournament, U. S. Cellular Arena, Milwaukee, Wis.  
 %--BracketBuster.  
 &--NIT game.


## 2006-07

Record: 29-7

**Coach:** Todd Lickliter  
**Captains:** Brandon Crone, Brian Ligon  
 W at Tulane 77-37  
 W Notre Dame# 71-69  
 W Indiana# 60-55  
 W ILLINOIS-SPRINGFIELD 62-56  
 W #22 Tennessee## 56-44  
 W #23 Gonzaga### 79-71  
 W KENT STATE (2OT) 83-80  
 W at Valparaiso 60-47  
 W CLEVELAND STATE 70-45  
 W BALL STATE 65-41  
 L at Indiana State 64-72  
 W Purdue& 68-65  
 W EVANSVILLE 76-65  
 W at UW-Milwaukee\* 55-50  
 W WRIGHT STATE\* 73-42  
 L at UIC\* (OT) 67-73

W SOUTH DAKOTA STATE 62-47  
 W YOUNGSTOWN STATE\* 67-39  
 W UW-GREEN BAY\* 80-59  
 W at Loyola\* (OT) 70-66  
 W at Detroit\* 68-58  
 W UIC\* 71-45  
 W at Youngstown State\* 71-58  
 W UW-MILWAUKEE\* 66-47  
 W at Cleveland State\* 92-50  
 L at Wright State\* 65-77  
 W FLORIDA GULF COAST 79-65  
 L #16 SOUTHERN ILLINOIS% 64-68  
 W at UW-Green Bay\* 68-58  
 L LOYOLA\* 71-75  
 W DETROIT\* 56-36  
 W Loyola\*\* (OT) 67-66  
 L at Wright State\*\* 55-60  
 W Old Dominion+ 57-46  
 W #18 Maryland+ 62-59  
 L #3 Florida++ 57-65

**MVP:** Brandon Crone  
**NIT Season Tip-Off MVP:** A. J. Graves  
**NIT Season Tip-Off All-Tournament:** A. J. Graves, Julian Betko  
**All-Horizon League:** A. J. Graves (1st Team), Mike Green (2nd Team, All-Newcomer), Pete Campbell (All-Newcomer)  
**HL All-Tournament:** A. J. Graves, Brandon Crone  
**HL Newcomer of the Year:** Mike Green  
**HL Coach of the Year:** Todd Lickliter  
**NABC National Coach of the Year:** Todd Lickliter  
**NABC All-America:** A. J. Graves (H.M.)  
**A.P. All-America:** A. J. Graves (H.M.)  
**Varsity Award Winners:** Julian Betko, Pete Campbell, Brandon Crone, Elliot Engelman, A. J. Graves, Mike Green, Brian Ligon, Marcus Nellems, Nick Rodgers, Ben Slaton, Drew Streicher, Willie Veasley, Chris Neumann (Mgr.), Tim Buchmeier (Mgr.), Erick Brown (Mgr.), David Moore-Beitler (Mgr.)  
 #-NIT Season Tip-Off, Conseco Fieldhouse, Indianapolis, Ind.  
 ##--NIT Season Tip-Off, Madison Square Garden, New York, N.Y.  
 &--Wooden Tradition, Conseco Fieldhouse.  
 %--BracketBuster.  
 \*--Horizon League game.  
 \*\*--Horizon League Tournament, Nutter Center, Dayton, Ohio.  
 +-NCAA Midwest Regional, HSBC Arena, Buffalo, N.Y.  
 ++--NCAAMidwest Regional, Edward Jones Sports Dome, St. Louis, Mo.



**Brad Stevens**  
 2007-13

## 2007-08

Record: 30-4

**Coach:** Brad Stevens  
**Captains:** A. J. Graves, Mike Green, Julian Betko, Drew Streicher, Pete Campbell  
 W at Ball State 61-45  
 W INDIANA STATE 76-48  
 W At Evansville 60-47  
 W Michigan# 79-65  
 W Virginia Tech# (OT) 84-78  
 W Texas Tech# 81-71  
 W OHIO STATE 65-46  
 W At Detroit\* 53-46  
 L At Wright State\* 42-43  
 W Florida State& 79-68  
 W BRADLEY 83-64  
 W At Florida Gulf Coast 78-65  
 W At Southern Illinois 57-55  
 W VALPARAISO\* 74-65  
 W At Loyola\* 66-55  
 W GREEN BAY\* 74-65  
 W MILWAUKEE\* 72-56  
 L At Cleveland State\* 52-56  
 W At Youngstown State\* 78-69  
 W LOYOLA\* 63-50  
 W UIC\* 73-57  
 W At Valparaiso\* 71-68  
 W At Green Bay\* 62-57  
 W At Milwaukee\* (OT) 83-75  
 W YOUNGSTOWN STATE\* 89-73  
 W CLEVELAND STATE\* 51-46  
 W At UIC\* 51-46  
 L #16/18 DRAKE% 64-71  
 W WRIGHT STATE\* 66-61  
 W DETROIT\* 65-31  
 W UIC\*\* 66-50  
 W CLEVELAND STATE\*\* 70-55  
 W South Alabama+ 81-61  
 L #5/6 Tennessee+ (OT) 71-76

**MVP:** Mike Green, A. J. Graves  
**Great Alaska Shootout MVP:** Mike Green  
**Great Alaska Shootout All-Tournament:** Mike Green, Pete Campbell, A. J. Graves  
**All-Horizon League:** Mike Green (1st Team, All-Defensive), A. J. Graves (1st Team), Matt Howard (2nd Team, All-Newcomer), Drew Streicher (All-Defensive)  
**HL All-Tournament:** Mike Green (MVP), Drew Streicher, Matt Howard  
**HL Player of the Year:** Mike Green  
**HL Newcomer of the Year:** Matt Howard  
**A. P. All-America:** Mike Green (H.M.)  
**Varsity Award Winners:** Alex Anglin, Julian Betko, Pete Campbell, Elliot Engelman, A. J. Graves, Mike Green, Zach Hahn, Matt Howard, Avery Jukes, Grant Leienhecker, Nick Rodgers, Ben Slaton, Drew Streicher, Shawn Vanzant, Willie Veasley, Chris Neumann (Mgr.), Erick Brown (Mgr.), Ryan McLaughlin (Mgr.)  
 #-Great Alaska Shootout, Anchorage, Alaska.  
 &--Wooden Tradition, Conseco Fieldhouse.  
 %--BracketBuster.  
 \*--Horizon League game.  
 \*\*--Horizon League Tournament, Hinkle Fieldhouse, Indianapolis, Ind.  
 +-NCAA Midwest Regional, BJCC, Birmingham, Ala.

## 2008-09

Record: 26-6

**Coach:** Brad Stevens  
 W at Drake 58-48  
 W BALL STATE 64-55  
 W IU-SOUTH BEND 87-33  
 W NORTHWESTERN 57-53  
 W EVANSVILLE 75-59  
 W at Cleveland State\* 50-48

W at Youngstown State\* 79-71  
 W at Bradley 87-75  
 L at #21 Ohio State 51-54  
 W FLORIDA GULF COAST 73-53  
 W at #14 Xavier 74-65  
 W UAB 72-68  
 W at Valparaiso\* 75-62  
 W WRIGHT STATE\* 64-48  
 W DETROIT\* 54-50  
 W at Loyola\* 78-55  
 W at UIC\* 59-52  
 W GREEN BAY\* 68-59  
 W MILWAUKEE\* 78-48  
 W VALPARAISO\* 59-51  
 L at Green Bay\* 66-75  
 W at Detroit\* 66-61  
 W at Wright State\* 69-51  
 W UIC\* 80-61  
 L LOYOLA\* 67-71  
 L at Milwaukee\* 60-63  
 W at Davidson% 75-63  
 W YOUNGSTOWN STATE\* 78-57  
 W CLEVELAND STATE\* 58-56  
 W WRIGHT STATE\*\* 62-57  
 L CLEVELAND STATE\*\* 54-57  
 L vs. #20 LSU+ 71-75

**All-Horizon League:** Matt Howard (1st Team, All-Defensive), Gordon Hayward (1st Team, All-Newcomer), Shelvin Mack (All-Newcomer).  
**HL All-Tournament:** Matt Howard, Shelvin Mack  
**HL Player of the Year:** Matt Howard  
**HL Newcomer of the Year:** Gordon Hayward  
**HL Coach of the Year:** Brad Stevens  
**A. P. All-America:** Matt Howard (H.M.)  
**Varsity Award Winners:** Alex Anglin, Garrett Butcher, Zach Hahn, Gordon Hayward, Matt Howard, Avery Jukes, Grant Leienhecker, Shelvin Mack, Ronald Nored, Nick Rodgers, Shawn Vanzant, Willie Veasley, Erick Brown (Mgr.), Ryan McLaughlin (Mgr.)  
 \*--Horizon League game.  
 %--BracketBuster.  
 \*\*--Horizon League Tournament, Hinkle Fieldhouse, Indianapolis, Ind.  
 +-NCAA Tournament, Greensboro Coliseum, Greensboro, N.C.

## 2009-10

Record: 33-5

### NATIONAL FINALIST

**Coach:** Brad Stevens  
 W DAVIDSON 73-62  
 W at Northwestern 67-54  
 W at Evansville 64-60  
 L vs. #22/16 Minnesota% 73-82  
 W vs. UCLA% 69-67  
 L vs. #19 Clemson% 69-70  
 W at Ball State 59-38  
 W VALPARAISO\* 84-68  
 L vs. #15/13 Georgetown+ 65-72  
 W #13/15 OHIO STATE 74-66  
 W XAVIER 69-68  
 L at UAB 57-67  
 W GREEN BAY\* 72-49  
 W MILWAUKEE\* 80-67  
 W at Wright State\* 77-65  
 W at Detroit\* (OT) 64-62  
 W CLEVELAND STATE\* 64-55  
 W YOUNGSTOWN STATE\* 91-61  
 W at Loyola\* 48-47  
 W at UIC\* 84-55  
 W at Green Bay\* 75-57  
 W at Milwaukee\* 73-66  
 W DETROIT\* 63-58  
 W WRIGHT STATE\* 74-62  
 W LOYOLA\* 62-47  
 W at Youngstown State\* 68-57



# All-Time Results

W at Cleveland State*	70-59
W UIC*	73-55
W SIENA#	70-53
W at Valparaiso*	74-69
W MILWAUKEE**	68-59
W WRIGHT STATE**	70-45
W vs. #25 UTEP&	77-59
W vs. Murray State&	54-52
W vs. #4 Syracuse&&	63-59
W vs. #7 Kansas State&&	63-56
W vs. #13 Michigan State (FF)	52-50
L vs. #3 Duke (FF)	59-61

**All-Horizon League:** Matt Howard (1st Team), Gordon Hayward (1st Team), Shelvin Mack (1st Team), Ronald Nored (All-Defensive), Willie Veasley (All-Defensive).  
**HL All-Tournament:** Matt Howard (MVP), Shelvin Mack, Gordon Hayward, Ronald Nored

**HL Player of the Year:** Gordon Hayward  
**HL Co-Defensive Player of the Year:** Ronald Nored

**HL Coach of the Year:** Brad Stevens  
**West Regional All-Tournament:** Gordon Hayward, Shelvin Mack

**Final Four All-Tournament:** Gordon Hayward, Shelvin Mack

**Varsity Award Winners:** Alex Anglin, Garrett Butcher, Zach Hahn, Gordon Hayward, Matt Howard, Avery Jukes, Emerson Kampen, Grant Leiendecker, Shelvin Mack, Ronald Nored, Nick Rodgers, Andrew Smith, Chase Stigall, Shawn Vanzant, Willie Veasley, Erick Brown (Mgr.), Ryan McLaughlin (Mgr.), Scott Schmelzer (Mgr.), Eli Boyer (Mgr.).

\*--Horizon League game.  
 %--76 Classic, Anaheim, Calif.  
 +--Jimmy V. Classic, Madison Square Garden, New York, N.Y.

#--BracketBusters.  
 \*\*--Horizon League Tournament, Hinkle Fieldhouse, Indianapolis, Ind.  
 &--NCAA Tournament, San Jose, Calif.  
 &&--NCAA West Regional, Salt Lake City, Utah  
 (FF)--NCAA Final Four, Lucas Oil Stadium, Indianapolis, Ind.

## 2010-11 Record: 28-10 NATIONAL FINALIST

<b>Coach:</b> Brad Stevens	
W MARIAN	83-54
L at Louisville	73-88
W BALL STATE	88-55
W at Siena	70-57
L EVANSVILLE (OT)	68-71
W at Loyola*	65-63
L vs. #1 Duke+	70-82
L at Xavier	49-51
W MISSISSIPPI VALLEY ST.	91-71
W STANFORD	83-50
W vs. Utah#	74-62
W vs. Florida State#	67-64
W vs. Washington State#	84-68
W VALPARAISO*	76-59
L at Milwaukee*	52-76
W CLEVELAND STATE*	79-56
W YOUNGSTOWN STATE*	84-79
W at Detroit*	87-64
L at Wright State*	64-69
W GREEN BAY*	81-75
L MILWAUKEE* (OT)	80-86
L at Valparaiso* (OT)	79-85
L at Youngstown State*	60-62
W at Cleveland State*	73-61
W UIC*	72-65
W WRIGHT STATE*	71-63
W DETROIT*	66-51

W at Green Bay*	64-62
W at UIC*	79-52
W LOYOLA*	63-56
W vs. Cleveland State**	76-68
W at Milwaukee**	59-44
W vs. Old Dominion%	60-58
W vs. #4 Pittsburgh%	71-70
W vs. #16 Wisconsin%%	61-54
W vs. #15 Florida%% (OT)	74-71
W vs. VCU (FF)	70-62
L vs. #9 Connecticut (FF)	41-53

**All-Horizon League:** Matt Howard (1st Team, All-Defensive), Shelvin Mack (2nd Team), Ronald Nored (All-Defensive)

**HL All-Tournament:** Matt Howard (MVP), Shelvin Mack, Shawn Vanzant

**Southeast Regional All-Tournament:** Matt Howard, Shelvin Mack

**Final Four All-Tournament:** Matt Howard, Shelvin Mack

**Varsity Award Winners:** Alex Anglin, Garrett Butcher, Erik Fromm, Zach Hahn, Chrishawn Hopkins, Matt Howard, Emerson Kampen, Grant Leiendecker, Shelvin Mack, Kyle Marshall, Ronald Nored, Andrew Smith, Chase Stigall, Shawn Vanzant, Ryan McLaughlin (Mgr.), Eli Boyer (Mgr.), Mason Dettmer (Mgr.), Scott Schmelzer (Mgr.), Michael Burke (Mgr.).

\*--Horizon League game.  
 +--IZOD Center, East Rutherford, N.J.  
 #--Diamond Head Classic, Honolulu, Hawaii.  
 \*\*--Horizon League Tournament, U.S. Cellular Arena, Milwaukee, Wis.  
 %%--NCAA Tournament, Washington D.C.  
 %%%--NCAA Southeast Regional, New Orleans, La.  
 (FF)--NCAA Final Four, Reliant Stadium, Houston, Texas

## 2011-12 Record: 22-15

<b>Coach:</b> Brad Stevens	
L at Evansville (OT)	77-80
W CHATTANOOGA	57-46
L #7 LOUISVILLE	53-69
W SAVANNAH STATE	57-42
W GARDNER-WEBB	68-66
L at Indiana	59-75
W OAKLAND CITY	98-53
L VALPARAISO* (OT)	71-78
L #8 XAVIER	61-73
L at Ball State	55-58
W vs. Purdue#	67-65
L at Gonzaga	55-71
W at Stanford	71-66
W GREEN BAY*	53-49
W MILWAUKEE*	54-50
W at Wright State*	63-62
L at Detroit*	65-76
L CLEVELAND STATE*	69-76
W YOUNGSTOWN STATE*	71-55
W at UIC*	57-49
W at Loyola*	63-57
L at Milwaukee*	42-53
L at Green Bay*	68-80
W WRIGHT STATE*	64-53
L DETROIT*	61-65
W at Youngstown State*	68-59
W at Cleveland State*	52-49
W LOYOLA*	63-57
W INDIANA STATE%	75-54
W UIC*	69-44
L at Valparaiso*	59-71
W WRIGHT STATE**	70-52
W vs. Milwaukee***	71-49
L at Valparaiso***	46-65
W DELAWARE\$	75-58
W at Penn\$	63-53
L PITTSBURGH\$ (OT)	62-68

**All-Horizon League:** Ronald Nored (2nd Team, All-Defensive), Roosevelt Jones (All-Newcomer).

**HL Defensive Player of the Year:** Ronald Nored.

**Varsity Award Winners:** Jackson Aldridge, Alex Barlow, Garrett Butcher, Erik Fromm, Chrishawn Hopkins, Roosevelt Jones, Elliott Kampen, Emerson Kampen, Kyle Marshall, Ronald Nored, Andy Smeathers, Andrew Smith, Chase Stigall, Kameron Woods, Michael Burke (Mgr.), Jared Todd (Mgr.), Mason Dettmer (Mgr.).

#--Close The Gap Crossroads Classic, Bankers Life Fieldhouse.

%--Sears BracketBusters X.

\*--Horizon League game.

\*\*--Horizon League Tournament.

\*\*\*--Horizon League Tournament, Valparaiso, Ind.

\$--College Basketball Invitational.

## Atlantic 10 Conference - 2012-13

### 2012-13 Record: 27-9

<b>Coach:</b> Brad Stevens	
W ELON	74-59
L at Xavier	47-62
W Marquette%	72-71
W #9 North Carolina%	82-71
L Illinois%	61-78
W HANOVER	97-73
W BALL STATE	67-53
W IUPUI	87-55
W at Northwestern	74-65
W #1 Indiana# (OT)	88-86
W EVANSVILLE	75-67
W at Vanderbilt	68-49
W PENN	70-57
W NEW ORLEANS	57-44
W at Saint Joseph's*	72-66
W at Dayton*	79-73
W RICHMOND*	62-47
W #8 GONZAGA*	64-63
L at La Salle*	53-54
W TEMPLE*	83-71
L at Saint Louis*	58-75
W RHODE ISLAND*	75-68
W ST. BONAVENTURE*	77-58
W at George Washington*	59-56
L CHARLOTTE*	67-71
W at Fordham*	68-63
W DUQUESNE*	68-49
L SAINT LOUIS*	61-65
L at #25 VCU*	52-84
W at Massachusetts*	73-62
W XAVIER*	67-62
W Dayton**	73-67
W La Salle**	69-58
L Saint Louis**	56-67
W Bucknell+	68-56
L #15 Marquette+	72-74

**Atlantic 10 All-Conference:** Rotnei Clarke (1st Team), Roosevelt Jones (All-Defensive), Kellen Dunham (All-Rookie), Andrew Smith (All-Academic).

**Varsity Award Winners:** Jackson Aldridge, Alex Barlow, Rotnei Clarke, Kellen Dunham, Erik Fromm, Roosevelt Jones, Elliott Kampen, Emerson Kampen, Kyle Marshall, Devontae Morgan, Andy Smeathers, Andrew Smith, Chase Stigall, Kameron Woods, Michael Burke (Mgr.), Jared Todd (Mgr.), Clayton Murphy (Mgr.), Christian Murphy (Mgr.).

%--Maui Invitational, Lahaina, Maui

#--Close The Gap Crossroads Classic, Bankers Life Fieldhouse.

^--ESPN College GameDay.

\*--Atlantic 10 Conference game.

\*\*--Atlantic 10 Conference Tournament, Barclays Center, Brooklyn, N.Y.

+++--NCAA East Regional, Rupp Arena, Lexington, Ky.

## BIG EAST Conference - 2013-present



**Brandon Miller**

2013-14

2013-14

Record: 14-17

<b>Coach:</b> Brandon Miller	
W LAMAR	89-58
W PRINCETON	70-77
W VANDERBILT (OT)	85-77
W at Ball State	59-58
W Washington State%	76-69
L #5 Oklahoma State%	67-69
L vs. LSU% (OT)	68-70
W NORTH DAKOTA	79-64
W MANCHESTER	100-41
W Purdue#	76-70
W at Evansville	68-59
W NJIT	66-48
L #11 VILLANOVA* (OT)	73-76
L at Xavier*	68-79
L DePAUL* (2OT)	94-99
L GEORGETOWN* (OT)	67-70
L at #20 Creighton*	60-88
W MARQUETTE* (OT)	69-57
L at Providence*	56-65
L ST. JOHN'S*	52-69
W at Seton Hall*	64-57
L at Marquette*	62-69
L at Georgetown*	63-71
L XAVIER*	50-64
L CREIGHTON*	63-68
L at St. John's*	52-77
L PROVIDENCE*	81-87
L at Villanova*	48-67
W at DePaul*	79-46
W SETON HALL*	71-54
L Seton Hall**	50-51

**All-BIG EAST:** Kellen Dunham (2nd Team), Andrew Chrabascz (All-Rookie)

**Varsity Award Winners:** Jackson Aldridge, Alex Barlow, Steven Bennett, Nolan Berry, Elijah Brown, Andrew Chrabascz, Kellen Dunham, Erik Fromm, Elliott Kampen, Kyle Marshall, Michael Volovic, Kameron Woods, Jared Todd (Mgr.), Clayton Young (Mgr.), Matt Richter (Mgr.), Brad Parish (Mgr.), Christian Murphy (Mgr.), Matt Qualters (Mgr.), Jacob Spielburg (Mgr.), Patrick Baker (Mgr.).

%Old Spice Classic, Orlando, Fla.

#Close The Gap Crossroads Classic, Bankers Life Fieldhouse.

\*BIG EAST game.

# All-Time Results



**Chris Holtmann**  
2014-present

\*\*BIG EAST Tournament, Madison Square Garden, New York  
+NCAA Tournament

2014-15  
Record: 23-11

**Coach:** Chris Holtmann

W MAINE	99-57
W CHATTANOOGA	70-48
W LOYOLA (MD.)	80-39
W vs. #5/6 North Carolina%	74-66
L vs. #r/21 Oklahoma%	46-59
W vs. Georgetown%	64-58
W at Indiana State	77-54
W NORTHWESTERN	65-56
W KENNESAW STATE	93-51
L at Tennessee	55-67
L vs. Indiana#	73-82
W UT-MARTIN	64-37
W BELMONT	67-56
L at #6/5 Villanova*	55-67
W at #15/17 St. John's*	73-69
L PROVIDENCE*	62-66
W XAVIER*	88-76
W at #21/21 Seton Hall*	79-75 (OT)
L at Georgetown*	59-61
W CREIGHTON*	64-61
W #24 SETON HALL*	77-57
W at Marquette*	72-68 (OT)
W ST. JOHN'S*	85-62
W DePAUL*	83-73
L #6/6 VILLANOVA*	65-68
W at Creighton*	58-56
L at Xavier*	56-73
W MARQUETTE*	73-52
W at DePaul*	67-53
L GEORGETOWN*	54-60
W at #24/23 Providence*	68-64
L vs. Xavier**	61-67 (OT)
W vs. Texas+	56-48
L vs. #8 Notre Dame+	64-67 (OT)

**All-BIG EAST:** Kellen Dunham (1st Team), Roosevelt Jones (2nd Team), Alex Barlow (Sportsmanship Award and Scholar-Athlete of the Year)

**Varsity Award Winners:** Jackson Aldridge, Alex Barlow, Steven Bennett, Andrew Chrabascz, Jackson Davis, Kellen Dunham, Austin Etherington, Roosevelt Jones, Kelan Martin, Trey Pettus, , Tyler Wideman, Kameron Woods, Clayton Young (Mgr.), Matt Richter (Mgr.), Brad Parrish (Mgr.), Christian Murphy (Mgr.), Matt Qualters (Mgr.), Jacob Spielberg (Mgr.), Patrick Baker (Mgr.), Evan Underwood (Mgr.), Davis Furman (Mgr.)

%Battle 4 Atlantis, Nassau, Bahamas

#Crossroads Classic, Bankers Life Fieldhouse.

\*BIG EAST game.





# All-Time Series

Opponent.....	BU	Opp.	Opponent.....	BU	Opp.	Opponent.....	BU	Opp.
Air Force.....	1	0	Holy Cross.....	0	1	Penn State.....	2	1
Akron.....	1	0	Idaho State.....	2	0	Pepperdine.....	1	0
Alabama.....	1	0	Illinois.....	7	30	Pittsburgh.....	8	6
Alabama State.....	1	0	Illinois-Springfield.....	1	0	Portland.....	4	0
American-Puerto Rico.....	1	0	Illinois State.....	4	5	Princeton.....	3	0
Anderson.....	2	0	Illinois Wesleyan.....	2	1	Providence.....	1	3
Appalachian State.....	0	1	Indiana.....	14	38	Purdue.....	18	37
Arizona.....	0	3	Indiana State.....	69	56	Quincy.....	1	0
Arkansas.....	1	0	Indiana Wesleyan.....	1	0	Radford.....	1	0
Auburn.....	0	2	Indianapolis.....	27	12	Rhode Island.....	1	0
Augustana (SD).....	1	1	IPFW.....	3	0	Richmond.....	1	1
Austin Peay.....	1	1	Iowa.....	6	6	Rio Grande.....	0	1
Ball State.....	67	38	Iowa State.....	1	0	Robert Morris.....	2	0
Belmont.....	3	1	IUPUI.....	4	0	Rose Hulman.....	9	8
Bethune-Cookman.....	1	0	IU-South Bend.....	1	0	St. Bonaventure.....	1	0
Birmingham-Southern.....	2	0	Jacksonville.....	2	0	St. Francis (N.Y.).....	1	0
Boston.....	1	0	James Madison.....	2	1	St. Francis (Pa.).....	1	0
Bowling Green.....	2	4	Kalamazoo.....	1	0	St. John's.....	2	3
Bradley.....	11	11	Kansas State.....	1	0	St. Joseph's (Ind.).....	38	24
Brigham Young.....	1	0	Kennesaw State.....	1	0	St. Peter's.....	0	1
Bucknell.....	1	0	Kent State.....	1	1	Samford.....	1	0
Cal State Fullerton.....	1	1	Kentucky.....	0	3	Saint Louis.....	11	19
Cal State Northridge.....	1	0	Lamar.....	1	0	Saint Joseph's (Pa.).....	1	1
Cal State Sacramento.....	2	0	La Salle.....	7	3	Santa Clara.....	1	1
Carnegie Tech.....	1	0	Lehigh.....	1	0	Savannah State.....	1	0
Carthage.....	1	0	Lipscomb.....	2	0	Seton Hall.....	4	1
Centenary.....	1	0	Long Beach State.....	0	1	Siena.....	2	0
Central Michigan.....	2	0	Long Island.....	1	2	South Alabama.....	1	0
Centre.....	2	0	Louisiana-Lafayette.....	1	0	South Dakota State.....	4	0
Charlotte.....	1	3	LSU.....	0	2	South Florida.....	1	0
Chattanooga.....	2	0	Louisville.....	4	6	Southern California.....	2	2
Chicago.....	9	1	Loyola (Ill.).....	52	30	Southern Illinois.....	2	1
Chicago State.....	1	1	Loyola (Md.).....	1	0	So. Ill.-Edwardsville.....	1	0
Cincinnati.....	6	11	Maine.....	1	0	Southern Indiana.....	3	0
City College of NY.....	1	0	Manchester.....	7	1	Southern Methodist.....	1	0
Clemson.....	0	2	Marian.....	1	1	Southern Utah.....	0	2
Cleveland State.....	31	8	Marquette.....	15	16	Southwest Baptist.....	1	0
Colgate.....	1	0	Marshall.....	2	0	Southwest Missouri.....	2	1
Concordia Seminary.....	3	0	Maryland.....	1	0	Stanford.....	2	1
Connecticut.....	0	1	Maryland-Eastern Shore.....	1	0	Syracuse.....	1	1
Cornell.....	0	1	Massachusetts.....	1	0	Temple.....	1	0
Creighton.....	5	6	Mercer.....	2	2	Tennessee.....	2	2
Dartmouth.....	2	0	Miami (Ohio).....	11	1	Tennessee-Martin.....	2	1
Davidson.....	2	0	Michigan.....	13	17	Texas.....	1	0
Dayton.....	13	10	Michigan State.....	9	14	Texas Arlington.....	0	1
Delaware.....	2	0	Millikin.....	1	0	Texas Christian (TCU).....	2	0
Denver.....	1	0	Milwaukee.....	33	13	Texas-Pan American.....	1	0
DePaul.....	4	6	Minnesota.....	0	3	Texas Tech.....	1	0
DePauw.....	87	29	Mississippi State.....	1	0	Toledo.....	6	14
Detroit.....	43	29	Mississippi Valley State.....	2	0	Transylvania.....	1	0
Drake.....	5	3	Missouri.....	3	3	Tulane.....	4	0
Drexel.....	0	1	Montana State.....	2	1	UAB.....	1	2
Duke.....	0	3	Mount St. Mary's.....	2	0	UCLA.....	2	4
Duquesne.....	2	1	Murray State.....	2	2	UIC.....	33	11
Earlham.....	19	14	Navy.....	1	1	Utah.....	1	1
Eastern Illinois.....	2	4	Nebraska.....	1	2	Utah State.....	0	2
Eastern Kentucky.....	3	3	Nevada.....	2	0	UTEP.....	1	0
Eastern Washington.....	0	1	New Mexico.....	1	3	Valparaiso.....	67	36
Elon.....	2	0	New Mexico State.....	1	0	Vanderbilt.....	5	0
Evansville.....	57	62	New Orleans.....	1	0	VCU.....	1	1
Florida.....	1	2	NJIT.....	1	0	Villanova.....	0	5
Florida A & M.....	0	1	North Carolina.....	3	2	Vincennes.....	1	0
Florida Gulf Coast.....	3	0	North Carolina-Wilmington.....	0	3	Virginia Commonwealth.....	1	0
Florida International.....	2	0	North Dakota.....	1	0	Virginia Tech.....	1	0
Florida State.....	3	2	Northeastern Illinois.....	1	0	Wabash.....	86	33
Fordham.....	2	0	Northern Colorado.....	1	0	Wake Forest.....	1	0
Franklin.....	46	18	Northern Illinois.....	6	3	Washington.....	1	0
Fresno State.....	0	1	Northern Iowa.....	2	0	Washington (Mo.).....	4	0
Gardner-Webb.....	1	0	Northwestern.....	10	16	Washington State.....	2	0
George Mason.....	0	1	Notre Dame.....	31	72	Wayne State.....	3	0
George Washington.....	1	0	Oakland City.....	2	0	Weber State.....	0	2
Georgetown (Ky.).....	0	1	Occidental.....	1	0	Western Illinois.....	3	1
Georgetown.....	1	5	Ohio.....	8	2	Western Kentucky.....	7	16
Georgia Southern.....	1	0	Ohio State.....	10	31	Western Michigan.....	4	1
Georgia State.....	2	0	Oklahoma.....	2	3	Western Reserve.....	9	1
Gonzaga.....	2	1	Oklahoma State.....	4	1	Western State.....	4	1
Grambling.....	1	0	Oklahoma City.....	7	5	Wisconsin.....	14	17
Green Bay.....	31	15	Old Dominion.....	3	0	Wright State.....	27	16
Greenville.....	1	0	Oral Roberts.....	3	14	Xavier.....	18	35
Grinnell.....	3	1	Oregon State.....	1	0	Yale.....	4	0
Hanover.....	13	2	Pacific.....	1	0	Youngstown State.....	21	3
Hawaii.....	0	1	Pennsylvania.....	2	0			



**HYPER  
DUNK**  
QUICK.  
CREATIVE.  
VERSATILE.

NIKE.COM/BASKETBALL