



2021-22 MEDIA GUIDE





2021-22 Preseason All-BIG EAST

Preseason All-BIG EAST First Team



Nate Watson
Providence




Julian Champagnie
St. John's



Jared Rhoden
Seton Hall



Paul Scruggs
Xavier



Zach Freemantle
Xavier

Preseason All-BIG EAST Second Team



R.J. Cole
Connecticut



Tyrese Martin
Connecticut



Posh Alexander
St. John's



Justin Moore
Villanova



Jermaine Samuels
Villanova



**Preseason Freshman
of the Year**
Aminu Mohammed, Georgetown

**PRESEASON
PLAYER OF THE YEAR**

**COLLIN
GILLESPIE**

The BIG EAST Conference



655 Third Avenue, 7th Fl. | New York, N.Y. 10017 | www.bigeast.com

TABLE OF CONTENTS

The BIG EAST Conference Profile	2
BIG EAST Scholar-Athletes of the Year	3
Commissioner Val Ackerman	4
2020-21 BIG EAST Champ Sites & Dates	5
All-Time BIG EAST Champions	6-9
BIG EAST Presidents	10
BIG EAST Directors of Athletics	11
BIG EAST Notebook	12-13
Preseason Honors	14
Preseason Poll	15
BIG EAST on Television	16-18
2021-22 Composite Schedule	19-23
2022 BIG EAST Tournament	24
NCAA Championship	25
BIG EAST Officials Bureau	26

The Teams

Butler Bulldogs	28-31
School Quick Facts	28
Storylines & Schedule	28
Roster & Statistics	29
Coaching Staff	28
Coaching Records	30
2020-21 Results	31
Career Leaders	31
Connecticut Huskies	32-35
Creighton Bluejays	36-39
DePaul Blue Demons	40-43
Georgetown Hoyas	44-47
Marquette Golden Eagles	48-51
Providence Friars	52-55
St. John's Red Storm	56-59
Seton Hall Pirates	60-63
Villanova Wildcats	64-67
Xavier Musketeers	68-71
BIG EAST School Media Contacts	72

2020-21 Year In Review

Final Standings & Postseason Results	73
Award Winners	74
Individual & Team Statistics	75-78
Game Highs and Lows	79-82

BIG EAST Record Book

Single-Game & Single-Season Records	84-86
Top Performances	87-88
Career Leaders	89-93
Annual Leaders	94-99
BIG EAST Coaching Records	100
Championship Results	101-104
All-BIG EAST Honors	105-110
Year-By-Year Standings	112-115
Postseason History	116-131
Postseason Awards	132
All-America Selections	133-134
Postseason Tournament Honors	135
The BIG EAST & The NBA	136-139
Attendance History	140-141
National Polls	142-144
The BIG EAST By Season	145-146

BIG EAST CONFERENCE STAFF

Commissioner	Val Ackerman
Deputy Commissioner/COO	Vince Nicastro
Exec. Senior Associate Commissioner, Men's Basketball	Stu Jackson
Exec. Senior Associate Commissioner, Sport Administration and Championships	Chris Schneider
Sr. Associate Commissioner, Marketing and External Affairs	Nicole Early
Sr. Associate Commissioner, Broadcasting	Rick Gentile
Sr. Associate Commissioner, Sports Media Relations	John Paquette
Sr. Associate Commissioner/SWA, Compliance, Governance Student-Athlete Development	Katie Willett
Associate Commissioner, Women's Basketball and Chief Diversity Officer	Tracy Ellis-Ward
Associate Commissioner, Finance and Budget	Kevin Flanagan
Assistant Commissioner, Media Relations and Digital Network Services	Pamela Flenke
Assistant Commissioner, Olympic Sports and Marketing Communications	Kristin Quinn
Assistant Commissioner, Men's Basketball Operations	Michael Coyne
Sr. Director of Championships	James Greene
Sr. Director of Championships	Tania Kennedy
Sr. Director of Conference Operations	Barbara Davis
Sr. Director, Digital and Social Media	Bobby Mullen
Sr. Director, Compliance and Membership Services	Michael Sainte
Coordinator, Creative Services	Ben Piascik
Office Manager and Executive Assistant to Commissioner	Genelia Santanelli
Office and Conference Services Assistant	Hanna Wilson
Communications Assistant	Matt Ambrose
Supervisor of Officials, Men's Basketball	John Cahill
Supervisor of Officials, Women's Basketball	Debbie Williamson
V.P./General Manager BIG EAST Conference Sports Properties, Playfly Sports	Jim Prendergast

CREDITS

Editor:	John Paquette
Editorial Assistance:	Kristin Quinn, Pam Flenke, Matt Ambrose
Graphic Design:	Kristin Quinn
Photography:	Mitchell Layton Photography, Porter Binks, Tom Maguire, NBA Photos and school sports information offices.
Special Thanks:	The BIG EAST thanks the sports communications departments of its member schools for their valuable assistance and cooperation.



Fans and media are invited to follow the latest BIG EAST men's basketball news through social media.

The BIG EAST Twitter feed may be accessed @BIGEASTMBB and @BIGEAST.

The conference's official Facebook page is available at [Facebook.com/BIGEASTConference](https://www.facebook.com/BIGEASTConference).

The conference's Instagram page is @BIGEAST.

Follow the conversation at #BIGEASThoops or #MarchToMSG.

The BIG EAST Conference



The 2021-22 academic year will be the ninth since the BIG EAST Conference began a new era by returning to its basketball-centric heritage.

Since the league's reconfiguration in 2013, the BIG EAST has established itself as one of the nation's elite conferences and a leader in collegiate athletics. That proactive reputation was only enhanced in 2020-21 when the BIG EAST responded to the challenges of a global pandemic while also establishing advocacy platforms to assist the conference's institutions and student-athletes in engaging in social justice and educational efforts.

Dynamic leadership has been a staple of the BIG EAST throughout its history.

Val Ackerman, who previously served as founding President of the WNBA, President of USA Basketball and U.S. representative to the International Basketball Federation (FIBA), was named the BIG EAST's fifth Commissioner in 2013. Under her leadership, the BIG EAST has maintained its reputation for achievement at the highest levels and continued its influence on the national collegiate stage, with numerous league and campus administrators serving on impactful NCAA committees.

Ackerman is one of the few sports executives who has held leadership positions in men's and women's sports at the collegiate, professional, national team and international level. In September of 2021, she was inducted to the Naismith Memorial Basketball Hall of Fame. The BIG EAST grew to 11 members in 2020.

The University of Connecticut, a member of the conference from 1979 to 2013, was readmitted. UConn brings a rich academic and athletic history of basketball excellence. The Huskies' women's program, which won eight of its 11 national championships as a BIG EAST member, continued its unparalleled national success by advancing to its 13th straight Final Four and 22nd overall in 2021.

In the sports venues, the BIG EAST has produced 12 national champions over the past eight academic years. Seven BIG EAST teams have captured national titles, including two in men's basketball. League student-athletes have won titles in five NCAA individual events.

In the classrooms, BIG EAST athletic programs were recognized by the NCAA in 2020-21 for its impressive Graduation Success Rate (GSR). The BIG EAST tied for second among all Division I conferences with an overall GSR of 95 percent. All 11 league members had GSR rates of 92 percent or better.

Outside of the arenas and playing fields, the BIG EAST has always adhered to an unwavering commitment to academic integrity, athletic excellence and community service while offering opportunities to help student-athletes to reach their potential as students and athletes.

In the summer of 2020, the conference launched "BE the Change," a conference-wide advocacy platform that enables BIG EAST stakeholders to engage on a range of contemporary racial and social justice issues.

Also in 2020, the BIG EAST created a partnership with RISE, a leading provider of educational programming that equips sports leaders to create positive change on racism, social justice and equality issues.

The conference has also launched BIG EAST University, a virtual educational service which enhances the student-athlete experience with career professional development programming primarily through webinars.

In December of 2012, DePaul, Georgetown, Marquette, Providence, St. John's, Seton Hall and Villanova announced their intention to separate from the conference's FBS football-playing schools and form an independent association. The seven schools reached an agreement to retain the BIG EAST name and assume the conference's long-term pact with Madison Square Garden to host the BIG EAST Men's Basketball Tournament. The schools also announced the addition of three distinguished institutions — Butler, Creighton and Xavier — and forged a landmark, long-term broadcast partnership with FOX Sports. The new era officially began on July 1, 2013.

The BIG EAST's longstanding reputation as a leader in innovative concepts, particularly television, continues with the conference's relationship with FOX Sports. The BIG EAST has enjoyed a successful multi-year partnership with FOX Sports and its national cable network FS1. FOX's comprehensive coverage of BIG EAST men's basketball includes the broadcast of all regular-season games on FOX, FS1, or FS2, as well as the BIG EAST Tournament at



The BIG EAST Scholar-Athlete of the Year

Madison Square Garden, college basketball's longest-running postseason conference tournament held at the same venue.

BIG EAST institutions are located in eight of the nation's 37 largest media markets, including New York, Chicago, Philadelphia, Washington, D.C., Indianapolis, Hartford/New Haven, Cincinnati and Milwaukee.

FOX Sports platforms carry extensive coverage of women's basketball regular-season play and the BIG EAST Women's Basketball Tournament. Every Olympic sport championship is carried on a network or digital platform. For 2021-22, the BIG EAST has an agreement with FloSports, a leading sports streaming service, to become the home of the BIG EAST Digital Network. FloSports coverage includes women's basketball, Olympic sports and men's and women's basketball shoulder programming with a total of more than 600 events.

Founded in 1979 by Dave Gavitt, the former Providence men's basketball coach and athletic director, the BIG EAST Conference became a reality in May of 1979. Providence, St. John's, Georgetown, Syracuse, Seton Hall, Connecticut and Boston College formed the original seven-school alliance, and the conference became an immediate national power.

To complement its athletic successes, the conference established BIG EAST Serves in 2014 to align with the service missions of its institutions. Initiatives housed under the BIG EAST Serves umbrella, the BIG EAST Career Consortium and the national partnership with the It's On Us campaign against campus sexual assaults, reflect the conference's commitment to developing the complete student-athlete and making a positive contribution to campus communities. The BIG EAST hosts a Well Being Forum online series to help provide institutional personnel with information, insights and basic training so they can better support mental and physical health.

Ackerman and the BIG EAST have taken a leadership role in Sport at the Service of Humanity, an initiative created by the Vatican's Pontifical Council for Culture to focus on how sport and faith can drive social change. Ackerman was a delegate at the inaugural Vatican conference and has served on an advisory committee to develop content for the initiative.

The BIG EAST hosts Freshmen Fundamentals, a unique program designed to assist men's basketball student-athletes in the transition from high school to college and the elite level of BIG EAST basketball. The league hosts Transition Game for women's basketball, which assists women's basketball student-athletes in

the transition from college player to emerging professional on and off the court.

The conference crowns champions in 22 sports. Men's basketball teams have earned 36 NCAA invitations in seven tournaments (2014-2021), averaging 5.14 per season.

BIG EAST men's basketball programs have enjoyed extraordinary success. Villanova has won NCAA Championships in 2018, 2016 and 1985. Georgetown and Marquette also have won the national title. Butler, DePaul, Providence, St. John's and Seton Hall have all made the Final Four. The BIG EAST placed three men's teams in the 1985 Final Four — Georgetown, St. John's and Villanova—still the only occurrence in NCAA history.

Recent league success in other sports includes the Georgetown men's soccer team winning the 2019 NCAA title. A BIG EAST team has won the NCAA women's cross country crown four of the last 12 years with one runner-up finish. Georgetown's women's soccer team reached the College Cup in 2018 and 2016. UConn has won three field hockey national titles in eight years. Denver, an affiliate member in men's lacrosse, won the NCAA crown in 2015. In 42 years since the original league began, teams have won 42 national championships in eight different sports with 145 student-athletes winning individual national titles.

BASKETBALL SCHOLAR-ATHLETES OF THE YEAR

The BIG EAST Basketball Scholar-Athlete of the Year award is presented by the BIG EAST Conference during the academic year. The conference names a winner in men's and women's basketball each year. The winners are chosen by the BIG EAST Academic Affairs Committee.

2021	Ike Obiagu, Seton Hall; Lexi Held, DePaul	2002	Carlton Carter, Virginia Tech; Nicole Conway, Boston College
2020	Kamar Baldwin, Butler; Chante Stonewall, DePaul	2001	Ruben Boumtje Boumtje, Georgetown; Ruth Riley, Notre Dame
2019	Michael Nzei, Seton Hall; Allazia Blockton, Marquette	2000	Lavor Postell, St. John's; Cal Bouchard, Boston College
2018	Jalen Brunson, Villanova; Allazia Blockton, Marquette	1999	Rob Hodgson, Rutgers; Rebecca Burbridge, West Virginia
2017	Billy Garrett Jr., DePaul; Brooke Schulte, DePaul	1998	Pat Garrity, Notre Dame; Raquel Nurse, Syracuse
2016	Kellen Dunham, Butler; Megan Podkowa, DePaul	1997	Ya Ya Dia, Georgetown; Kristyn Cook, Syracuse
2015	Alex Barlow, Butler; Brittany Hrynko, DePaul	1996	Adrian Griffin, Seton Hall; Jennifer Rizzotti, Connecticut
2014	Alex Barlow, Butler; Katherine Plouffe, Marquette	1995	Marc Molinsky, Boston College; Rebecca Lobo, Connecticut
2013	Peyton Siva, Louisville; Anna Martin, DePaul	1994	Arturas Karnishovas, Seton Hall; Rebecca Lobo, Connecticut
2012	Tim Abromaitis, Notre Dame; Da'Shena Stevens, St. John's	1993	Arturas Karnishovas, Seton Hall; Erin Kenneally, Syracuse
2011	Tim Abromaitis, Notre Dame; Maya Moore, Connecticut	1992	Darren Morningstar, Pittsburgh; Wendy Davis, Connecticut
2010	Tim Abromaitis, Notre Dame; Maya Moore, Connecticut	1991	Greg Woodard, Villanova; Carla Wenger, Boston College
2009	Alex Ruoff, West Virginia; Jill Stephens, Cincinnati	1990	Stephen Thompson, Syracuse; Angela Alston, Syracuse
2008	Ted Talkington, West Virginia; Allie Quigley, DePaul	1989	Ramon Ramos, Seton Hall; Geraldine Saintilus, Seton Hall
2007	Aaron Gray, Pittsburgh; Jenna Rubino, DePaul	1988	Mark Plansky, Villanova; Vera Jones, Syracuse
2006	Johannes Herber, West Virginia; Megan Duffy, Notre Dame	1987	Harold Jensen, Villanova; Kathy Sweet, Boston College
2005	Craig Forth, Syracuse; Ashley Bush, Seton Hall	1986	Ron Rowan, St. John's; Joannie Powers, Providence
2004	Emeka Okafor, Connecticut; Courtney Mix, Villanova	1985	Michael Moses, St. John's; Leigh Curl, Connecticut
2003	Emeka Okafor, Connecticut; Alicia Ratay, Notre Dame		

Val Ackerman



VAL ACKERMAN was named the fifth Commissioner of the BIG EAST Conference on June 26, 2013. She was the founding President of the Women's National Basketball Association (WNBA) and is a past President of USA Basketball, which oversees the U.S. men's and women's Olympic basketball program. She has had a long and accomplished career in the sports industry and is one of the few executives in sports who has held leadership positions in both men's and women's sports at the collegiate, professional, national team and international levels. She is an inductee of the Naismith Memorial Basketball of Fame (2021), the Women's Basketball Hall of Fame (2011) and the New Jersey Hall of Fame (2021).

While at the helm of the BIG EAST, Val has presided over the rebirth of the conference following the decision in 2012 of seven then-current BIG EAST schools (DePaul, Georgetown, Marquette, Providence, St. John's, Seton Hall and Villanova) to separate from the original BIG EAST Conference and align with Butler, Creighton and Xavier to form the present configuration. She led the relocation of the conference office to its current site in New York City and has managed the BIG EAST's fruitful partnerships with Fox Sports, which provides wall-to-wall coverage annually of BIG EAST men's basketball on FOX, FS1 and FS2, and with Madison Square Garden, which has hosted the conference's men's basketball tournament since 1983. In 2018, the BIG EAST and MSG entered into a venue agreement extension that will keep the Garden as the home of the BIG EAST tournament through 2028. In 2019, Val also led the negotiations which resulted in the return to the BIG EAST of the University of Connecticut, one of the conference's charter members, effective July 1, 2020.

Following its return to its basketball-centric heritage, the BIG EAST has continued its national excellence in the sport over the past seven years, with 10 of the league's 11 men's basketball programs receiving NCAA tournament bids since 2013-14 and Villanova winning the national championship in 2016 and 2018. Other BIG EAST team athletics accomplishments since reconfiguration include national titles for Providence in women's cross country in 2013, the University of Denver (an affiliate member) in men's lacrosse in 2015, and Georgetown in men's soccer in 2019.

Conference initiatives launched under Val's leadership include the BIG EAST Digital Network, which now carries more than 500 live sports contests annually; BIG EAST Serves, the conference's student-athlete development and community service platform; non-conference men's basketball scheduling challenges with the Big Ten Conference and the Big 12 Conference; an officiating alliance with the Atlantic Coast Conference and nine other Division I conferences; the annual BIG EAST Student-Athlete Well-Being Forum, which provides guidance on a wide range of student-athlete wellness matters; a conference-wide e-sports initiative; BE the Change, a diversity, equity and inclusion platform; Freshmen Fundamentals and Transition Game, league-wide programs designed to assist men's and women's basketball student-athletes, respectively, in their endeavors off the court; and BIG EAST University, a virtual career and professional development module.

Val attended the University of Virginia as one of the school's first female student-athlete scholarship recipients. She was a four-year starter, three-time captain and two-time Academic All-American for the Cavaliers' women's basketball team and the first 1,000-point scorer in the program's history. She graduated with high distinction with a degree in political and social thought in 1981 and played one year of professional basketball in France before earning a law degree from UCLA in 1985.

Val started her legal career as a corporate and banking associate at the New York law firm of Simpson Thacher & Bartlett and joined the National Basketball Association as a staff attorney in 1988. She was an executive at the NBA for eight years, serving as Special Assistant to NBA Commissioner David Stern and Director (and later) Vice President of Business Affairs before being named the WNBA's first President in 1996.

She guided the league to a much-heralded launch in 1997 and headed its day-to-day operations for its first eight seasons. The league celebrated its 25th season in 2021.

In 2005, Val was elected President of USA Basketball for the 2005-08 term, leading the organization to an overall competitive record of 222-23 and gold medal performances by the U.S. men's and women's basketball teams at the 2008 Olympics in Beijing. She was one of the NBA's original appointees to the USA Basketball Board of Directors in 1989 and served as an organizational liaison with USAB during the early years of NBA participation in national team competitions, including the 1992 and 1996 Olympics and 1994 World Championships. A USA Basketball Board member for 23 years, Val played a key role in the long-standing success of the U.S. women's national basketball team program, which during her term won gold medals at the 1998, 2002 and 2010 FIBA World Championships and the 1996, 2000, 2004, 2008 and 2012 Olympic Games. In 2013, Val was named the recipient of USA Basketball's Edward S. Steitz Award, which recognizes outstanding contributions in international basketball.

Val also served two terms (2006-10 and 2010-2014) as the U.S. representative for men's and women's basketball on the Central Board of the International Basketball Federation (FIBA), the sport's world governing body. She was a member of FIBA's Competition Commission and served on the Central Board of FIBA Americas, FIBA's zone authority for North, Central and South America. She also served from 2017-19 as an at-large member of the U.S. Soccer Federation Board of Directors.

Val served on the Knight Commission on Intercollegiate Athletics from 2005-2017 and the NCAA Men's Basketball Oversight Committee from 2014-2019. In 2019, she was appointed co-chair of the NCAA Federal and State Legislation Working Group, which was tasked with examining the NCAA's rules relating to student-athlete name, image and likeness. The Working Group's efforts led to a comprehensive report in 2020 recommending ground-breaking new NIL opportunities. Val currently serves on the NCAA Legislative Solutions Group, the association's successor NIL committee.

Val is currently on the Board of Directors of the Women's Basketball Hall of Fame and is a Lifetime Trustee of the Naismith

2021-2022 BIG EAST Championships

BIG EAST 2021-22 CHAMPIONSHIP SITES & DATES

Sport	Host	Championship Dates	Championship Site
Men's Cross Country	Butler	October 29	Northview Church Course, Carmel, Ind.
Women's Cross Country	Butler	October 29	Northview Church Course, Carmel, Ind.
Women's Soccer	Higher Seed	Oct. 31, Nov. 4, 7	Higher Seed
Field Hockey	UConn	November 5, 7	Sherman Family Sports Complex, Storrs, Ct.
Men's Soccer	Higher Seed	November 6, 11, 14	Higher Seed
Volleyball	Marquette	Nov. 26-27	Al McGuire Center, Milwaukee, Wis.
Men's Swimming & Diving	BIG EAST	Feb. 23-26	Nassau Aquatic Center, East Meadow, N.Y.
Women's Swimming & Diving	BIG EAST	Feb. 23-26	Nassau Aquatic Center, East Meadow, N.Y.
Men's Indoor Track & Field	DePaul	Feb. 25-26	Gately Track Facility, Chicago, Ill.
Women's Indoor Track & Field	DePaul	Feb. 25-26	Gately Track Facility, Chicago, Ill.
Women's Basketball	BIG EAST	March 4-7	Mohegan Sun Arena, Uncasville, Conn.
Men's Basketball	BIG EAST	March 9-12	Madison Square Garden, New York, N.Y.
Men's Tennis	BIG EAST	April 21-24	Cayce Tennis & Fitness Center, Cayce, S.C.
Women's Tennis	BIG EAST	April 21-24	Cayce Tennis & Fitness Center, Cayce, S.C.
Women's Golf	BIG EAST	April 22-24	Callawassie Island GC, Okatie, S.C.
Men's Golf	BIG EAST	April 29-May 1	Callawassie Island GC, Okatie, S.C.
Women's Lacrosse	Denver	May 5, 7	Pater Barton Lacross Stadium, Denver, Colo.
Men's Lacrosse	Georgetown	May 5, 7	Cooper Field, Washington, D.C.
Softball	BIG EAST	May 12-14	TBD
Men's Outdoor Track & Field	UConn	May 13-14	Sherman Family Sports Complex, Storrs, Ct.
Women's Outdoor Track & Field	UConn	May 13-14	Sherman Family Sports Complex, Storrs, Ct.
Baseball	Xavier	May 26-29	Prasco Park, Mason, Ohio

Memorial Basketball Hall of Fame, which presented her with the John Bunn Lifetime Achievement Award in 2008. She has done consulting work for the National Hockey League, which she assisted in 2011 in formulating a long-term plan to support women's ice hockey, and the NCAA, for which she prepared a comprehensive white paper in 2013 on growth strategies for women's college basketball. She also worked as a free-lance columnist for ESPNW, where she authored a series of articles on the subject of women and sports and participated on the inaugural ESPNW Advisory Board.

Val's accomplishments in the sports business have earned her numerous awards, including the University of Virginia's Distinguished Alumna Award; the March of Dimes Sports Achievement Award; induction into the GTE Academic All-America Hall of Fame; the Girls Scouts of America National Women of Distinction Juliette Award; the NOW Legal Defense and Education Fund Equal Opportunity Award; inclusion on the Atlantic Coast Conference's 50th Anniversary Women's Basketball team; induction into the International Scholar-Athlete Hall of Fame; the Women's Basketball Coaches



Association President's Citation; the NCAA Silver Anniversary Award; the International Olympic Committee Women and Sport Achievement Diploma; the Sports Business Journal Champions in Sports Business Award; inclusion as a Women's Sports Foundation/ESPNW 40 for 40 Honoree; induction into the National Consortium for Academics and Sports Hall of Fame; the Women in Sports and Events (WISE) 20th Anniversary Women of Distinction Award; the Arthur Ashe Institute for Urban Health Sports Ball Award; the Marquette School of Law Master of the Game Award;

the Emily Couric Leadership Award; and the Women Leaders in College Sports Conference Administrator of the Year Award. In 2016, Val received the Women's Sports Foundation's Billie Jean King Contribution Award for significant contributions to the development and advancement of women's sports.

Val is married to Charlie Rappaport, a retired tax partner of Simpson Thacher & Bartlett. They have two adult daughters, Emily and Sally.

All-time BIG EAST Champions

A year-by-year and sport-by-sport list of BIG EAST champions since the conference's inception in the 1979-80 academic year. Teams listed are those that won the respective BIG EAST postseason tournament or event with the following exceptions: men's lacrosse champions are based on regular-season standings in 2010 and 2011; women's lacrosse champions are based on regular-season standings from 2001-06. In 2020, all spring sport championships as well as the men's basketball tournament were cancelled.

Baseball

1985	St. John's
1986	St. John's
1987	Seton Hall
1988	St. John's
1989	Villanova
1990	Connecticut
1991	Villanova
1992	Providence
1993	St. John's
1994	Connecticut
1995	Pittsburgh
1996	West Virginia
1997	St. John's
1998	Rutgers
1999	Providence
2000	Rutgers
2001	Seton Hall
2002	Notre Dame
2003	Notre Dame
2004	Notre Dame
2005	Notre Dame
2006	Notre Dame
2007	Rutgers
2008	Louisville
2009	Louisville
2010	St. John's
2011	Seton Hall
2012	St. John's
2013	Connecticut
2014	Xavier
2015	St. John's
2016	Xavier
2017	Xavier
2018	St. John's
2019	Creighton
2020	None
2021	Connecticut

Totals: St. John's 9, Notre Dame 5, Connecticut 4, Rutgers 3, Seton Hall 3, Xavier 3, Louisville 2, Villanova 2, Creighton 1, West Virginia 1, Pittsburgh 1.

Men's Basketball

1980	Georgetown
1981	Syracuse
1982	Georgetown
1983	St. John's
1984	Georgetown
1985	Georgetown
1986	St. John's
1987	Georgetown
1988	Syracuse
1989	Georgetown
1990	Connecticut
1991	Seton Hall
1992	Syracuse
1993	Seton Hall
1994	Providence
1995	Villanova
1996	Connecticut
1997	Boston College
1998	Connecticut
1999	Connecticut
2000	St. John's
2001	Boston College
2002	Connecticut
2003	Pittsburgh
2004	Connecticut
2005	Syracuse
2006	Syracuse
2007	Georgetown
2008	Pittsburgh
2009	Louisville
2010	West Virginia
2011	Connecticut
2012	Louisville
2013	Louisville
2014	Providence
2015	Villanova
2016	Seton Hall
2017	Villanova
2018	Villanova
2019	Villanova
2020	None
2021	Georgetown

Totals: Georgetown 8, Connecticut 6, Syracuse 5, Villanova 5, St. John's 3, Louisville 3, Seton Hall 3, Boston College 2, Pittsburgh 2, Providence 2, West Virginia 1.

Women's Basketball

1983	St. John's
1984	St. John's
1985	Syracuse
1986	Villanova
1987	Villanova
1988	St. John's
1989	Connecticut
1990	Providence
1991	Connecticut
1992	Miami
1993	Miami
1994	Connecticut
1995	Connecticut
1996	Connecticut
1997	Connecticut
1998	Connecticut
1999	Connecticut
2000	Connecticut
2001	Connecticut
2002	Connecticut
2003	Villanova
2004	Boston College
2005	Connecticut
2006	Connecticut
2007	Rutgers
2008	Connecticut
2009	Connecticut
2010	Connecticut
2011	Connecticut
2012	Connecticut
2013	Notre Dame
2014	DePaul
2015	DePaul
2016	St. John's
2017	Marquette
2018	DePaul
2019	DePaul
2020	DePaul
2021	Connecticut

Totals: Connecticut 19, DePaul 5, St. John's 4, Villanova 3, Miami 2, Marquette 1, Notre Dame 1, Rutgers 1, Syracuse 1, Providence 1, Boston College 1.

Men's Cross Country

1979	Providence
1980	Providence
1981	Providence
1982	Providence
1983	Villanova
1984	Providence
1985	Providence
1986	Georgetown
1987	Georgetown
1988	Providence
1989	Georgetown
1990	Providence
1991	Providence
1992	Providence
1993	Villanova
1994	Georgetown
1995	Providence
1996	Providence
1997	Notre Dame
1998	Providence
1999	Notre Dame
2000	Providence
2001	Notre Dame
2002	Villanova
2003	Georgetown
2004	Notre Dame
2005	Notre Dame
2006	Providence
2007	Louisville
2008	Georgetown
2009	Syracuse
2010	Syracuse
2011	Villanova
2012	Syracuse
2013	Villanova
2014	Villanova
2015	Georgetown
2016	Georgetown
2017	Georgetown
2018	Georgetown
2019	Villanova
2020	Butler

Totals: Providence 15, Georgetown 10, Villanova 7, Notre Dame 5, Syracuse 3, Butler 1, Louisville 1.

Women's Cross Country

1982	Boston College
1983	Boston College
1984	Villanova
1985	Boston College
1986	Villanova
1987	Villanova
1988	Georgetown
1989	Villanova
1990	Villanova
1991	Villanova
1992	Villanova
1993	Villanova
1994	Villanova
1995	Providence
1996	Providence
1997	Providence
1998	Villanova
1999	Georgetown
2000	Boston College
2001	Georgetown
2002	Notre Dame
2003	Notre Dame
2004	Providence
2005	Notre Dame
2006	Providence
2007	West Virginia
2008	Villanova
2009	Villanova
2010	Villanova
2011	Villanova
2012	Georgetown
2013	Providence
2014	Georgetown
2015	Providence
2016	Providence
2017	Villanova
2018	Villanova
2019	Butler
2020	Georgetown

Totals: Villanova 16, Providence 8, Georgetown 6, Boston College 4, Notre Dame 3, Butler 1, West Virginia 1.

All-time BIG EAST Champions

Field Hockey

1989	Providence
1990	Villanova
1991	Providence
1992	Connecticut
1993	Syracuse
1994	Boston College
1995	Syracuse
1996	Connecticut
1997	Boston College
1998	Connecticut
1999	Connecticut
2000	Connecticut
2001	Syracuse
2002	Connecticut
2003	Boston College
2004	Connecticut
2005	Connecticut
2006	Connecticut
2007	Connecticut
2008	Syracuse
2009	Connecticut
2010	Syracuse
2011	Syracuse
2012	Connecticut
2013	Connecticut
2014	Connecticut
2015	Connecticut
2016	Connecticut
2017	Connecticut
2018	Connecticut
2019	Connecticut
2020	Connecticut

Totals: Connecticut 20, Syracuse 6, Boston College 3, Providence 2, Villanova 1.

Rowing

2004	Notre Dame
2005	Notre Dame
2006	Notre Dame
2007	Notre Dame
2008	Notre Dame
2009	Notre Dame
2010	Notre Dame
2011	Notre Dame
2012	Notre Dame
2013	Notre Dame

Totals: Notre Dame 10.

Men's Golf

1979	St. John's
1980	Providence
1981	St. John's
1982	St. John's
1983	St. John's
1984	St. John's
1985	Villanova
1986	St. John's
1987	St. John's
1988	St. John's
1989	St. John's
1990	Villanova
1991	Miami
1992	Seton Hall
1993	Providence
1994	Connecticut
1995	Notre Dame
1996	Notre Dame
1997	Notre Dame
1998	Georgetown
2000	Seton Hall
2001	Virginia Tech
2002	Virginia Tech
2003	Virginia Tech
2004	Notre Dame
2005	Notre Dame
2006	Notre Dame
2007	Louisville
2008	Marquette
2009	Louisville
2010	Georgetown
2011	Notre Dame
2012	Notre Dame
2013	USF
2014	St. John's
2015	Marquette
2016	Georgetown
2017	Marquette
2018	Georgetown
2019	Marquette
2020	None
2021	Connecticut

Totals: St. John's 10, Notre Dame 8, Georgetown 4, Marquette 4, Virginia Tech 3, Louisville 2, Providence 2, Seton Hall 2, Villanova 2, Connecticut 2, Miami 1, USF 1.

Women's Golf

2003	Notre Dame
2004	Notre Dame
2005	St. John's
2006	Louisville
2007	Louisville
2008	Notre Dame
2009	Louisville
2010	Louisville
2011	Notre Dame
2012	USF
2013	Notre Dame
2014	Seton Hall
2015	Seton Hall
2016	Seton Hall
2017	Georgetown
2018	Georgetown
2019	Xavier
2020	None
2021	Xavier

Totals: Notre Dame 5, Louisville 4, Seton Hall 3, Georgetown 2, St. John's 1, USF 1, Xavier 1.

Men's Lacrosse

2012	Syracuse
2013	Syracuse
2014	Denver
2015	Denver
2016	Marquette
2017	Marquette
2018	Georgetown
2019	Georgetown
2020	None
2021	Georgetown

Totals: Georgetown 3, Syracuse 2, Denver 2, Marquette 2, .

Women's Lacrosse

2001	Georgetown
2002	Georgetown
2003	Georgetown
2004	Georgetown
2005	Georgetown
2006	Georgetown
2007	Syracuse
2008	Syracuse
2009	Notre Dame
2010	Georgetown
2011	Loyola
2012	Loyola
2013	Syracuse
2014	Louisville
2015	Florida
2016	Florida
2017	Florida
2018	Florida
2019	Georgetown
2019	Georgetown

2020	None
2021	Denver

Totals: Georgetown 9, Florida 4, Syracuse 4, Loyola 2, Denver 1, Notre Dame 1, Louisville 1.

Men's Soccer

1982	Syracuse
1983	Connecticut
1984	Connecticut
1985	Syracuse
1986	Seton Hall
1987	Seton Hall
1988	Seton Hall
1989	Connecticut
1990	Boston College
1991	Seton Hall
1992	St. John's
1993	St. John's
1994	St. John's
1995	St. John's
1996	Notre Dame
1997	Rutgers
1998	St. John's
1999	Connecticut
2000	Boston College
2001	St. John's
2002	Boston College
2003	Notre Dame
2004	Connecticut
2005	Connecticut
2006	St. John's
2007	Connecticut
2008	USF
2009	St. John's
2010	Louisville
2011	St. John's
2012	Notre Dame
2013	Marquette
2014	Providence
2015	Georgetown
2016	Butler
2017	Georgetown
2018	Georgetown
2019	Georgetown
2020	Seton Hall

Totals: St. John's 9, Connecticut 7, Seton Hall 5, Georgetown 4, Boston College 3, Notre Dame 3, Syracuse 2, Butler 1, Marquette 1, Providence 1, Louisville 1, Rutgers 1, USF 1.

Women's Soccer

1993	Providence
1994	St. John's
1995	Notre Dame
1996	Notre Dame
1997	Notre Dame
1998	Notre Dame
1999	Notre Dame
2000	Notre Dame
2001	Notre Dame
2002	Connecticut
2003	Villanova
2004	Connecticut
2005	Notre Dame
2006	Notre Dame
2007	West Virginia
2008	Notre Dame
2009	Notre Dame
2010	West Virginia
2011	West Virginia
2012	Marquette
2013	Marquette
2014	DePaul
2015	Butler
2016	Georgetown
2017	Georgetown
2018	Georgetown
2019	Xavier
2020	Georgetown

Totals: Notre Dame 11, Georgetown 4, West Virginia 3, Connecticut 2, Marquette 2, Providence 1, St. John's 1, Villanova 1, DePaul 1, Butler 1, Xavier 1.

All-time BIG EAST Champions

Softball

1990	Connecticut
1991	Connecticut
1992	Connecticut
1993	Connecticut
1994	Providence
1995	Connecticut
1996	Connecticut
1997	Boston College
1998	Boston College
1999	Notre Dame
2000	Notre Dame
2001	Connecticut
2002	Notre Dame
2003	Notre Dame
2004	Seton Hall
2005	Seton Hall
2006	Notre Dame
2007	Louisville
2008	DePaul
2009	Notre Dame
2010	Syracuse
2011	Syracuse
2012	Louisville
2013	USF
2014	DePaul
2015	St. John's
2016	Butler
2017	DePaul
2018	DePaul
2019	DePaul
2020	None
2021	Villanova

Totals: Connecticut 8, Notre Dame 6, DePaul 5, Louisville 2, Seton Hall 2, Syracuse 2, St. John's 1, Butler 1, USF 1, Providence 1, Villanova 1.

Men's Swimming & Diving

1980	Syracuse
1981	Villanova
1992	Syracuse
1983	Pittsburgh
1984	Pittsburgh
1985	Pittsburgh
1986	Pittsburgh
1987	Pittsburgh
1988	Pittsburgh
1989	Pittsburgh
1990	Pittsburgh
1991	Pittsburgh
1992	Pittsburgh
1993	Villanova
1994	Pittsburgh
1995	Miami
1996	Syracuse
1997	Pittsburgh
1998	Pittsburgh
1999	Pittsburgh
2000	Pittsburgh
2001	Pittsburgh
2002	Pittsburgh
2003	Pittsburgh
2004	Pittsburgh
2005	Notre Dame
2006	Notre Dame
2007	West Virginia
2008	Notre Dame
2009	Notre Dame
2010	Louisville
2011	Louisville
2012	Notre Dame
2013	Notre Dame
2014	Xavier
2015	Xavier
2016	Xavier
2017	Seton Hall
2018	Seton Hall
2019	Xavier
2020	Xavier

Totals: Pittsburgh 19, Notre Dame 6, Xavier 5, Syracuse 3, Seton Hall 2, Villanova 2, Louisville 2, West Virginia 1, Miami 1.

Women's Swimming & Diving

1983	Pittsburgh
1984	Pittsburgh
1985	Pittsburgh
1986	Pittsburgh
1987	Pittsburgh
1988	Pittsburgh
1989	Pittsburgh
1990	Pittsburgh
1991	Pittsburgh
1992	Villanova
1993	Villanova
1994	Villanova
1995	Villanova
1996	Villanova
1997	Notre Dame
1998	Notre Dame
1999	Notre Dame
2000	Notre Dame
2001	Notre Dame
2002	Notre Dame
2003	Notre Dame
2004	Notre Dame
2005	Notre Dame
2006	Notre Dame
2007	Notre Dame
2008	Notre Dame
2009	Notre Dame
2010	Notre Dame
2011	Louisville
2012	Louisville
2013	Louisville
2014	Villanova
2015	Villanova
2016	Villanova
2017	Villanova
2018	Villanova
2019	Villanova
2020	Villanova

Totals: Notre Dame 14, Villanova 12, Pittsburgh 9, Louisville 3.

Men's Tennis

1979	Boston College
1980	St. John's
1981	Boston College
1982	Boston College
1983	Boston College
1984	Boston College
1985	Boston College
1986	Boston College
1987	Boston College
1988	Boston College
1989	Georgetown
1990	Boston College
1991	St. John's
1993	Miami
1994	Miami
1995	Miami
1996	Notre Dame
1997	Miami
1998	Miami
1999	Notre Dame
2000	Miami
2001	Miami
2002	Notre Dame
2003	Miami
2004	Notre Dame
2005	Notre Dame
2006	Louisville
2007	Notre Dame
2008	Notre Dame
2009	USF
2010	Louisville
2011	Louisville
2012	Louisville
2013	Notre Dame
2014	St. John's
2015	St. John's
2016	St. John's
2017	Butler
2018	Marquette
2019	St. John's
2020	None
2021	DePaul

Totals: Boston College 10, Miami 8, Notre Dame 8, St. John's 6, Louisville 4, Marquette 1, Georgetown 1, USF 1, Butler 1.

Women's Tennis

1982	Syracuse
1983	Boston College
1984	Syracuse
1985	Syracuse
1986	Boston College
1987	Boston College
1988	Boston College
1989	Boston College
1990	Boston College
1991	Miami
1992	Miami
1993	Miami
1995	Miami
1996	Notre Dame
1997	Notre Dame
1998	Miami
1999	Notre Dame
2000	Miami
2001	Notre Dame
2002	Miami
2003	Notre Dame
2004	Miami
2005	Notre Dame
2006	Notre Dame
2007	USF
2008	Notre Dame
2009	Notre Dame
2010	Notre Dame
2011	Notre Dame
2012	Notre Dame
2013	Notre Dame
2014	DePaul
2015	DePaul
2016	Xavier
2017	DePaul
2018	St. John's
2019	DePaul
2020	None
2021	Xavier

Totals: Notre Dame 13, Miami 8, Boston College 6, DePaul 4, Xavier 1, St. John's 1, USF 1, Syracuse 1.

All-time BIG EAST Champions

Men's Indoor Track & Field

1980	Connecticut
1981	Seton Hall
1982	Seton Hall
1983	Villanova
1984	Seton Hall
1985	Villanova
1986	Villanova
1987	Pittsburgh
1988	Georgetown
1989	Georgetown
1990	Georgetown
1991	Georgetown
1992	Syracuse
1993	Seton Hall
1994	Georgetown
1995	Georgetown
1996	Georgetown
1997	Connecticut
1998	Georgetown
1999	Georgetown
2000	Georgetown
2001	Georgetown
2002	Connecticut
2003	Notre Dame
2004	Connecticut
2005	Notre Dame
2006	Connecticut
2007	Notre Dame
2008	Connecticut
2009	Connecticut
2010	Notre Dame
2011	Connecticut
2012	Notre Dame
2013	Connecticut
2014	Villanova
2015	Villanova
2016	Villanova
2017	DePaul
2018	Villanova
2019	Villanova
2020	Villanova

Totals: Georgetown 11, Connecticut 9, Villanova 8, Notre Dame 5, Seton Hall 4, Pittsburgh 1, Syracuse 1, DePaul 1.

Women's Indoor Track & Field

1983	Villanova
1984	Villanova
1985	Villanova
1986	Villanova
1987	Villanova
1988	Villanova
1989	Pittsburgh
1990	Villanova
1991	Villanova
1992	Georgetown
1993	Villanova
1994	Seton Hall
1995	Georgetown
1996	Georgetown
1997	Villanova
1998	Georgetown
1999	Pittsburgh
2000	Villanova
2001	Georgetown
2002	Notre Dame
2003	Miami
2004	Miami
2005	Pittsburgh
2006	Notre Dame
2007	Georgetown
2008	Connecticut
2009	Connecticut
2010	Villanova
2011	Louisville
2012	Georgetown
2013	Notre Dame
2014	Villanova
2015	Villanova
2016	Marquette
2017	Marquette
2018	Villanova
2019	Villanova
2020	Villanova

Totals: Villanova 16, Georgetown 7, Pittsburgh 3, Notre Dame 3, Connecticut 2, Marquette 2, Miami 2, Louisville 1, Seton Hall 1.

Men's Outdoor Track & Field

1981	Villanova
1982	Connecticut
1983	Villanova
1984	Villanova
1985	Villanova
1986	Villanova
1987	St. John's
1988	Georgetown
1989	Pittsburgh
1990	Georgetown
1991	Georgetown
1992	Georgetown
1993	Georgetown
1994	Pittsburgh
1995	Georgetown
1996	Georgetown
1997	Georgetown
1998	Georgetown
1999	Georgetown
2000	Notre Dame
2001	Georgetown
2002	Connecticut
2003	Notre Dame
2004	Notre Dame
2005	Rutgers
2006	Notre Dame
2007	Louisville
2008	Notre Dame
2009	Notre Dame
2010	Notre Dame
2011	Connecticut
2012	Notre Dame
2013	Connecticut
2014	Villanova
2015	Villanova
2016	Marquette
2017	DePaul
2018	Marquette
2019	Villanova
2020	None
2021	Connecticut

Totals: Georgetown 11, Villanova 8, Notre Dame 8, Connecticut 5, St. John's 2, Marquette 2, Pittsburgh 2, Louisville 1, Rutgers 1, DePaul 1.

Women's Outdoor Track & Field

1983	Villanova
1984	Villanova
1985	Villanova
1986	Connecticut
1987	Villanova
1988	Villanova
1989	Villanova
1990	Pittsburgh
1991	Pittsburgh
1992	Georgetown
1993	Seton Hall
1994	Pittsburgh
1995	Connecticut
1996	Georgetown
1997	Villanova
1998	Miami
1999	Miami
2000	Villanova
2001	Miami
2002	Miami
2003	Miami
2004	Miami
2005	Pittsburgh
2006	Pittsburgh
2007	Notre Dame
2008	Louisville
2009	Louisville
2010	Louisville
2011	Louisville
2012	Louisville
2013	Notre Dame
2014	Villanova
2015	Villanova
2016	Marquette
2017	Marquette
2018	Villanova
2019	Villanova
2020	None
2021	Villanova


Totals: Villanova 13, Miami 6, Louisville 5, Pittsburgh 5, Connecticut 2, Georgetown 2, Notre Dame 2, Marquette 1, Seton Hall 1.

Women's Volleyball

1982	Pittsburgh
1983	Providence
1984	Pittsburgh
1985	Providence
1986	Pittsburgh
1987	Providence
1988	Pittsburgh
1989	Pittsburgh
1990	Pittsburgh
1991	Pittsburgh
1992	Pittsburgh
1993	Pittsburgh
1994	Pittsburgh
1995	Notre Dame
1996	Notre Dame
1997	Notre Dame
1998	Notre Dame
1999	Georgetown
2000	Notre Dame
2001	Notre Dame
2002	Notre Dame
2003	Pittsburgh
2004	Notre Dame
2005	Notre Dame
2006	Louisville
2007	St. John's
2008	Louisville
2009	Louisville
2010	Louisville
2011	Cincinnati
2012	Louisville
2013	Marquette
2014	Creighton
2015	Creighton
2016	Creighton
2017	Creighton
2018	Creighton
2019	St. John's
2020	Creighton

Totals: Pittsburgh 11, Notre Dame 9, Creighton 6, Louisville 5, Providence 3, St. John's 2, Marquette 1, Cincinnati 1, Georgetown 1.

BIG EAST Presidents



*James Danko
Butler University*



*Dr. Andrew Agwunobi
University of Connecticut*



*Rev. Daniel Hendrickson, S.J., Ph.D.
Creighton University*



*Dr. A. Gabriel Esteban
DePaul University*




*John J. DeGioia, Ph.D.
Georgetown University*



*Dr. Michael R. Lovell
Marquette University*



*Rev. Kenneth R. Sicard, O.P.
Providence College*



*Rev. Brian J. Shanley, O.P.
St. John's University*



*Dr. Joseph E. Nyre
Seton Hall University*



*Rev. Peter M. Donahue, O.S.A.
Villanova University*



*Dr. Colleen Hanycz
Xavier University*

BIG EAST Athletic Directors



Barry Collier
Butler University



David Benedict
University of Connecticut



Marcus Blossom
Creighton University



DeWayne Peevy
DePaul University



Lee Reed
Georgetown University



Bill Scholl
Marquette University



Robert Driscoll, Jr.
Providence College



Mike Cragg
St. John's University



Bryan Felt
Seton Hall University



Mark Jackson
Villanova University



Greg Christopher
Xavier University

BIG EAST Notebook

BIG EAST HAS AVERAGED MORE THAN FIVE NCAA BIDS PER SEASON

With four NCAA bids in 2021, the BIG EAST has received a total of 36 NCAA Tournament invitations, averaging 5.1 per season, discounting 2020 when the NCAA Tournament was not played. Villanova won the national championship in 2018 and 2016.

Last March, Villanova, Creighton, Georgetown and Connecticut earned NCAA invitations. Villanova and Creighton reached the Sweet 16 round.

VILLANOVA TOOK REGULAR SEASON TITLE AGAIN

Villanova has won or shared the regular-season crown in seven of the last eight years under coach Jay Wright. In '20-21, the Wildcats won their first six BIG EAST contests and finished 11-4 to take in first place.

NO. 8 SEED GEORGETOWN GRABBED BIG EAST TOURNEY CROWN

The eighth-seeded Georgetown Hoyas were the surprising winners of the The BIG EAST Tournament at Madison Square Garden. After dispatching No. 9 seed Marquette 68-49 in the first round, the Hoyas edged top-seeded Villanova 72-71 in the quarterfinals. In the semifinals, they beat No. 5 seed Seton Hall 66-58. In the finals, the Hoyas defeated second-seeded Creighton 73-48. Georgetown became only the second team in league history to knock off the No. 1 and No. 2 seed in the same year. Freshman guard Dante Harris won the Dave Gavitt Trophy as the tourney's Most Outstanding Player.

BIG EAST, BIG 12 CONTINUE BATTLE

The BIG EAST-Big 12 Battle continues for a third season in 2021-22. Ten BIG EAST squads will participate in the series. The games will be played in the local markets of the home teams with five home contests for each conference.

This year's schedule:

December 1		December 8	
Texas Tech at Providence	8:30 FS1	UConn at West Virginia	7:00 ESPN2
December 3		Marquette at Kansas State	9:00 ESPN2/U
Kansas at St. John's	7:00 FS1	December 9	
December 4		Texas at Seton Hall	6:30 FS1
Iowa State at Creighton	9:00 FS1	December 12	
December 5		Villanova at Baylor	3:00 ABC
Xavier at Oklahoma State	4:30 ESPN2	December 18	
December 7		TCU at Georgetown	2:00 FS1
Butler at Oklahoma	9:00 ESPN2		

DEPAUL, MARQUETTE HAVE NEW HEAD COACHES

The BIG EAST has two new head coaches this season. DePaul hired Tony Stubblefield, a successful assistant coach at Oregon for the past 11 seasons. Marquette tabbed Shaka Smart, who was had six-year tenures at Texas and VCU. Smart led VCU to the 2011 Final Four.

BIG EAST CONTINUES DIVERSITY, EQUITY AND INCLUSION EFFORTS; TEAMS TO WEAR 'BE THE CHANGE' PATCHES FOR 2021-22

As part of the BIG EAST Conference's continued efforts to promote diversity, equity and inclusion, student-athletes across all BIG EAST sports will wear a "BE the Change" uniform patch during the 2021-22 athletic year. The patch is intended to be a visual reminder of the BIG EAST's collective commitment to champion equity and racial and social justice.

In July 2020, the BIG EAST launched "BE the Change," a social and racial justice advocacy and communications program designed to serve as the conference's primary DE&I platform. The platform is an outgrowth of the work of the BIG EAST Diversity, Equity, and Inclusion Working Group, which was formed in 2019 to promote diversity, gender equity and inclusive practices within the BIG EAST community and to create a strategic roadmap for member schools as they build on DE&I efforts already underway on their campuses.



BIG EAST, BIG TEN CONTINUE GAVITT TIPOFF GAMES

The BIG EAST and Big Ten Conferences will compete against each other in the sixth annual Gavitt Tipoff Games. All games will be televised on FS1. The Gavitt Tipoff Games is a unique early-season series played between the two conferences and named in honor of Hall of Famer Dave Gavitt, founder of the BIG EAST and basketball visionary. The leagues mutually agreed to cancel last year's series after the COVID-19 pandemic delayed the start of last season.

This year's schedule

November 15		November 17	
Illinois at Marquette	7:00 FS1	Michigan State at Butler	7:00 FS1
Providence at Wisconsin	9:00 FS1	St. John's at Indiana	9:00 FS1
November 16		November 18	
Creighton at Nebraska	7:00 FS1	Ohio State at Xavier	6:30 FS1
Seton Hall at Michigan	9:00 FS1	Rutgers at DePaul	8:30 FS1

VILLANOVA HAS THE BEST EIGHT-YEAR RECORD IN BIG EAST PLAY

In the eight seasons since conference realignment, Villanova has the best record in conference play with a 114-27 (.809) mark. The Wildcats have won or shared seven of the eight regular-season titles. Xavier won outright in 2017-18.

CONFERENCE RECORDS (2013-21)

	Overall	Pct.
Villanova	114-27	.809
Connecticut	11-6	.647*
Xavier	80-59	.575
Creighton	83-63	.568
Providence	79-66	.545
Seton Hall	76-69	.524
Butler	72-74	.493
Marquette	68-77	.469
Georgetown	58-84	.409
St. John's	55-90	.379
DePaul	30-111	.213

*one season of play

INDIVIDUAL AWARD WINNERS ARE BACK

Most of the 2020-21 individual award winners are back for '21-22. Villanova guard Collin Gillespie shared the BIG EAST Player of the Year award with Jerimiah Robinson-Earl of Villanova and Sandro Mamukelashvili of Seton Hall, who left for the NBA, but Gillespie is back. The winners of the other awards all return:

BIG EAST Freshman of the Year

Posh Alexander, St. John's

BIG EAST Defensive Player of the Year

Isaiah Whaley, Connecticut
Posh Alexander, St. John's

BIG EAST Most Improved Player

Julian Champagnie, St. John's
Zach Freemantle, Xavier

BIG EAST Sixth Man Award

Tyler Polley, Connecticut

SHOOTAROUND:

THE BIG EAST'S LIVE HOOPS ONLINE SHOW

Shootaround, the BIG EAST's live weekly men's basketball online show that captures interviews and highlights of league action, will begin its fifth season in 2021-22. John Fanta is the host. The award-winning program will air on the league's social media platforms ahead of the biggest games. Be sure to follow @BIGEASTMBB and @BIGEAST on Twitter and follow the league on Instagram, Facebook and YouTube @BIGEAST.

BIG EAST RETURNING CAREER LEADERS

The following BIG EAST returning players have the highest career totals in their respective categories (BIG EAST games only).

Points	803	Nate Watson, Providence
Scoring Average	14.8	Julian Champagnie, St. John's
Rebounds	339	Jamorko Pickett, Georgetown
Rebounding Average	7.2	Bryce Nze, Butler
3-point Field Goals	126	Collin Gillespie, Villanova
Assists	231	Aaron Thompson, Butler
Assists Average	4.4	R.J. Cole, UConn
Blocks	69	Ike Obiagu, Seton Hall
Steals	68	Aaron Thompson, Butler

BIG EAST TEAMS HAVE WON NINE NCAA TITLES

The BIG EAST owns a 9-5 record in national championship games. In addition to the two recent Villanova victories in 2018 and 2016, the other winners are: Georgetown (1984); Villanova (1985); Connecticut (1999, 2004, 2011); Syracuse (2003); Louisville (2013).

BIG EAST TOURNEY SET ATTENDANCE MARK IN '19

Due to COVID restrictions, attendance at the 2021 BIG EAST Tournament was limited to members of each school's official travel party, including families and guests of student-athletes, coaches and team staffs. Everyone is hopeful the 2022 Tournament can have a return to normalcy and sellout crowds at Madison Square Garden are customary.

The 2019 BIG EAST Tournament concluded with Villanova's 74-72 win over Seton Hall in front of a sellout of 19,812 – the fourth session of the week to post a full sellout. The 2019 tourney had a total attendance of 98,782 filled Madison Square Garden to 99.7 percent capacity. The attendance average was the highest among all collegiate conferences. The 2020 Tournament was canceled on the day of the quarterfinal round, March 12.



St. John's Posh Alexander won BIG EAST Freshman of the Year and Defensive Player of the Year honors.

Preseason Honors

WILDCATS' GILLESPIE NAMED PRESEASON PLAYER OF THE YEAR; HOYAS' MOHAMMED PICKED PRESEASON FRESHMAN OF THE YEAR

Villanova guard Collin Gillespie has been chosen 2021-22 BIG EAST Preseason Player of the Year by a vote of the league's head coaches. Georgetown guard Aminu Mohammed has been named BIG EAST Preseason Freshman of the Year. The coaches, who were not permitted to choose their own players, also selected an All-BIG EAST First Team, All-BIG EAST Second Team and All-BIG EAST Honorable Mention.

Gillespie, a 6-3 graduate student from Huntingdon Valley, Pa., is coming off a season when he shared BIG EAST Player of the Year honors with teammate Jeremiah Robinson-Earl and Seton Hall's Sandro Mamukelashvili. In all games, Gillespie averaged 14.0 points and 4.6 assists per game. His assist average ranked third in the BIG EAST and he was first in assist/turnover ratio at 2.9. The Wildcat captain also ranked fifth in free throw shooting, making 83.3 percent. Gillespie is taking advantage of a fifth year of eligibility that was granted by the NCAA due to the effects of the pandemic last season.

Mohammed, considered one of the top prep recruits in the nation, is expected to contribute immediately for Georgetown. The 6-5 guard, who was born in Nigeria, excelled at Greenwood Laboratory School (Mo.) where he won Mr. Show-Me Basketball as a senior. Mohammed earned McDonald's All-America honors and scored 2,709 career points at Greenwood. He was also a two-time Missouri Gatorade Player of the Year.

In addition to Gillespie's honor, a five-player 2021-22 Preseason All-BIG EAST First Team was named. It includes two players from Xavier and one from Providence, St. John's and Seton Hall. Xavier guard Paul Scruggs is a unanimous choice and is joined by teammate Zach Freemantle. Last season, Scruggs averaged 14.0 points and ranked first in the BIG EAST with a 5.7 assist average. Last year, Freemantle shared the BIG EAST Most Improved Player award with St. John's Julian Champagnie. Freemantle, a 6-9 forward, emerged as a prime contributor, averaging 16.1 points, which ranked fifth in the league. He led all conference rebounders with an 8.9 mark in all games and had a league-leading 9.5 in BIG EAST play.

Providence's Nate Watson, like Gillespie and Scruggs, is embarking on a fifth year of play. Last season, the 6-10, 260-pound center was third in scoring with a 16.9 average and ranked second in field goal shooting, making 60.2 percent. Also a unanimous first team selection, Watson ranked 10th in rebounding at 6.7.

St. John's Champagnie led the BIG EAST in scoring with a 19.8 average and was the league scoring champion with a 19.5 mark in conference play. A 6-8 wing, Champagnie also ranked first in free throw shooting, connecting at an 88.7 percent clip. The junior was a unanimous All-BIG EAST First Team performer last season.

Seton Hall's Jared Rhoden emerged as prime contributor last season behind Mamukelashvili. Rhoden ranked ninth in scoring with a 14.9 average and pulled down 6.7 rebounds. An athletic 6-6 senior wing, he was first in free throw shooting in league games, hitting 90.8 percent.

The Preseason All-BIG EAST Second Team has two members from Villanova, two from Connecticut and one from St. John's.

The Villanova standouts are forward Jermaine Samuels and guard Justin Moore. Samuels, a grad student who will be playing his fifth season, is an all-around contributor whose 12.0 scoring average and 6.4 rebounding mark belies his value to the Wildcats. Moore emerged as a threat in the backcourt, averaging 12.9 points and 3.0 assists.

UConn grad student guard R.J. Cole averaged 12.2 points and ranked fifth in the BIG EAST in assists with a 4.3 mark. Senior guard Tyrese Martin helped the Huskies to their NCAA berth last March by averaging 10.3 points and a team-leading 7.5 boards.

St. John's Posh Alexander was the BIG EAST Freshman of the Year and shared BIG EAST Defensive Player of the Year honors with UConn's Isaiah Whaley. Alexander averaged 10.3 points, 4.3 assists and a league-leading 2.6 steals.

A pair of sophomores, Butler guard Chuck Harris and UConn forward Adama Sanogo, were named All-BIG EAST Honorable Mention. Both were BIG EAST All-Freshman Team honorees last season. Harris averaged a team-high 12.9 points for the Bulldogs, while Sanogo posted averages of 7.3 points and 4.8 rebounds for the Huskies.



Collin Gillespie, Villanova

BIG EAST Preseason Player of the Year

Collin Gillespie, Villanova, G, Gr., 6-3, 195, Huntingdon Valley, Pa.

BIG EAST Preseason Freshman of the Year

Aminu Mohammed, Georgetown, G, Fr., 6-5 1/2, 210, Temple Hills, Md.

Preseason All-BIG EAST First Team

Nate Watson, Providence, C, Gr., 6-10, 260, Portsmouth, Va.*

Julian Champagnie, St. John's, G-F, Jr., 6-8, 215, Brooklyn, N.Y.*

Jared Rhoden, Seton Hall, G-F, Sr., 6-6, 210, Brooklyn, N.Y.

Paul Scruggs, Xavier, G, Sr., 6-4, 196, Indianapolis, Ind.*

Zach Freemantle, Xavier, F, Jr., 6-9, 216, Teaneck, N.J.

Preseason All-BIG EAST Second Team

R.J. Cole, Connecticut, F, Gr., 6-1, 185, Union, N.J.

Tyrese Martin, Connecticut, G, Sr., 6-6, 215, Allentown, Pa.

Posh Alexander, St. John's, G, So., 6-0, 200, Brooklyn, N.Y.

Justin Moore, Villanova, G, Jr., 6-4, 210, Fort Washington, Md.

Jermaine Samuels, Villanova, F, Gr., 6-7, 230, Franklin, Mass.

Preseason All-BIG EAST Honorable Mention

Chuck Harris, Butler, G, So., 6-2, 190, Ashburn, Va.

Adama Sanogo, Connecticut, F, So., 6-9, 240, Bamako, Mali

*unanimous selection

VILLANOVA TABBED FOR FIRST PLACE AGAIN IN PRESEASON COACHES' POLL

WILDCATS TABBED FOR TOP SPOT FOR SEVENTH TIME IN LAST EIGHT SEASONS

For the seventh time in the last eight years, Villanova has been chosen to win the regular-season title in the BIG EAST Preseason Coaches' Poll. The Wildcats, who captured last year's regular-season crown, received all possible 10 first-place votes from the league's head coaches, who did not place their own teams on their ballots. Villanova received 100 points in the poll.

Villanova has won or shared the regular-season crown in seven of the last eight years under coach Jay Wright. This year, the Wildcats are led by guard Collin Gillespie, and forward Jermaine Samuels who have taken advantage of the extra year of eligibility granted by the NCAA due to the effects of the pandemic in 2020-21. Gillespie is the Preseason BIG EAST Player of the Year. Samuels and junior guard Justin Moore are Preseason All-BIG EAST Second Team.

Connecticut is picked for second place in its second season back in the BIG EAST. The Huskies earned an NCAA Tournament invitation last year. They welcome back grad student guard R.J. Cole and senior guard Tyrese Martin who are Preseason All-BIG EAST Second Team picks. Sophomore forward Adama Sanogo was named Preseason All-BIG EAST Honorable Mention. A pair of fifth-year seniors, forwards Tyler Polley, the BIG EAST Sixth Man of the Year, and Isaiah Whaley also return. Whaley shared BIG EAST Defensive Player of the Year honors with St. John's Posh Alexander.

With its top seven scorers back, the league coaches picked Xavier for third place. The Musketeers' leader is fifth-year guard Paul Scruggs, a unanimous Preseason All-BIG

EAST First Team pick. Junior forward Zach Freemantle is also on the Preseason All-BIG EAST First Team. Sophomore guard Colby Jones was a BIG EAST All-Freshman Team member in '20-21.

The coaches placed St. John's fourth. The Johnnies' boast two of the league's top players, junior wing Julian Champagnie, a unanimous All-BIG EAST First Team pick and last year's BIG EAST scoring champion, and sophomore guard Posh Alexander, a Preseason All-BIG EAST Second Team selection, who was last year's BIG EAST Freshman of the Year. Coach Mike Anderson was BIG EAST Coach of the Year.

Seton Hall is tabbed for fifth place. The Pirates have to replace Sandro Mamukelashvili, who shared BIG EAST Player of the Year honors last year, but welcome back four of their top six scorers. This season's nucleus includes senior forward Jared Rhoden, a Preseason All-BIG EAST First Team selection, dependable fifth-year wing Myles Cale and the BIG EAST blocked shots leader, grad student Ike Obiagu.

Butler, slated for sixth place in the poll, brings back the most experience with 10 of its top 11 scorers returning, including six fifth-year players. Sophomore guard Chuck Harris made the All-Freshman Team last year and was the first freshman Bulldog to lead the team in scoring (12.9 ppg) in 40 years. Four other double-figure scorers are back – forwards Bryce Nze (11.9) and Bryce Golden (10.4) along with guards Jair Bolden (10.5) and Aaron Thompson (10.4).

Providence was chosen for seventh place. The Friars' anchor is fifth-year center Nate

PRESEASON COACHES' POLL

Pts.

1. Villanova (10)	100
2. Connecticut (1)	84
3. Xavier	76
4. St. John's	73
5. Seton Hall	68
6. Butler	60
7. Providence	45
8. Creighton	38
9. Marquette	26
10. Georgetown	25
11. DePaul	10

First-place votes in parentheses.

Watson, a unanimous Preseason All-BIG EAST First Team pick. Noah Horchler, a strong rebounding forward who can hit from 3-point range, is also back for a fifth year. Senior wing A.J. Reeves and guard Jared Bynum are two more returning starters. Creighton is picked eighth. Last year, the Bluejays finished 22-9, advanced to the Sweet 16 round of the NCAA Tournament and finished 19th in the final AP poll. While they do not return any starters, they can look to three top reserves – center Ryan Kalkbrenner, wing Alex O'Connell and guard Shereef Mitchell to move into more prominent roles.

Marquette has been predicted ninth under new coach Shaka Smart. The Golden Eagles have almost a completely turned over roster. Promising sophomore forward Justin Lewis and veteran guard Greg Elliott are the lone returnees who have made significant contributions. Newcomers will have opportunities to help right away.

Georgetown is 10th in the poll. The Hoyas were picked 11th last year, but their season ended with a BIG EAST Tournament title and an NCAA Tournament bid. Sophomore guard Dante Harris, the BIG EAST tourney's Most Outstanding Player, is the top returning scorer.

DePaul, with new coach Tony Stubblefield, is slotted for 11th place. Plenty of new faces abound. The top returnees are 6-6 senior Javon Freeman-Liberty, who started all 14 games he played last year, and promising big man Nick Ongenda.



Villanova has posted a 114-27 (.809) BIG EAST record since the 2013-14 season.

The BIG EAST on Television

FOX SPORTS IS THE HOME FOR BIG EAST BASKETBALL

The 2021-22 BIG EAST Conference men's basketball television schedule includes a ninth straight season of wall-to-wall coverage by FOX Sports, the league's television partner. Through its relationship with FOX, the BIG EAST has maintained its status as a national college sports leader in the number of basketball games appearing on an over-the-air national network.

The exposure on the FOX broadcast network includes 20 games, all on weekends. The league's double round-robin competition concludes with FOX Sports' complete coverage of the BIG EAST Tournament to be played at Madison Square Garden March 9-12 for the 40th consecutive year.

The BIG EAST will have at least 22 over-the-air network broadcasts, matching the highest total in league history – 20 on FOX for the regular season and the BIG EAST Tournament title game, and two on CBS Sports.

The number of FS1 telecasts again will top 100. All 110 regular-season conference games will be televised. Play-by-play announcer Gus Johnson along with analysts Bill Raftery and Jim Jackson are back to form the FOX Sports lead announce teams.

For the first time, FOX Sports will provide whip-around BIG EAST coverage on Nov. 9, the opening night of the college basketball season. The BIG EAST Opening Night Tip-Off will include live look-ins on FS1 of seven non-conference contests. Full game coverage will be available on the Fox Sports App.

CBS Sports and CBS Sports Network will televise a total of 22 games, with CBS Sports Network carrying three non-conference contests. The CBS games are Villanova at Seton Hall at 2 p.m. on Jan. 1 and Connecticut at Georgetown at noon on Feb. 27. The CBS Sports Network slate includes 17 conference contests and three non-league battles. The first BIG EAST game on CBS Sports Network is Marquette at St. John's on Dec. 29.

The 110-game BIG EAST conference schedule begins Friday, Dec. 17, when defending regular-season champion Villanova plays at Creighton on FS1. Tip time will be 8 or 9 p.m. ET. The Wildcats and the Bluejays were the two BIG EAST squads that advanced to the Sweet 16 round of the NCAA Tournament last March.


Two more conference openers are set for the following day when Providence plays at UConn on FOX at 5 p.m. and Marquette travels to Xavier on FS1 at 4 p.m. on Dec. 18.

The BIG EAST is coming off a season that had four teams reach the NCAA Tournament. For the seven years of NCAA Tournament play for the league since it re-formed in 2013, the BIG EAST has earned 36 NCAA invitations, averaging more than five NCAA bids per season.

FOX and FS1 again serve as the television home of the BIG EAST Tournament at Madison Square Garden. The 2022 tourney will be played March 9-12. It is college basketball's longest running conference tournament held at the same venue. The FOX broadcast network will carry the championship game at 6:30 p.m. ET on Saturday, March 12. All other rounds, which total 10 games, will be telecast on FS1.

FOX Sports will once again televise the Gavitt Tipoff Games. The BIG EAST's four home games include Illinois at Marquette on Nov. 15, Michigan State at Butler on Nov. 17, and a doubleheader on Nov. 18, Ohio State at Xavier and Rutgers and DePaul.

FOX Sports again will telecast the five BIG EAST home contests in the annual Big 12-BIG EAST Battle. The games: Texas Tech at Providence on Dec. 1, Kansas at St. John's on Dec. 2, Iowa State at Creighton on Dec. 4, Texas at Seton Hall on Dec. 9 and TCU at Georgetown on Dec. 18. All games will be carried on FS1.



Bill Raftery, FOX Sports



Jim Jackson and Gus Johnson, FOX Sports

The BIG EAST on Television

HIGHLIGHTS OF THE 2021-22 SCHEDULE INCLUDE:

- BIG EAST coverage on the FOX broadcast network includes 16 league games and three non-league contests. FOX will carry a doubleheader on Dec. 11 when former BIG EAST rivals Georgetown and Syracuse meet at the Capital One Arena at noon ET. At 2:30 p.m., Marquette hosts UCLA, a Final Four squad last year. The remaining non-league game on FOX comes a week later on Dec. 18 when Butler meets Purdue in the Crossroads Classic.
- The regular season concludes on Saturday, March 5, with a FOX Wildcard day. FOX or FS1 will carry all five games, though telecast decisions will not be made until late in the season.
- CBS Sports will telecast two BIG EAST league contests on CBS: On Jan. 1, Villanova plays at Seton Hall at 2 p.m. and UConn plays at Georgetown on Feb. 27 at noon
- CBS Sports Network has another strong lineup of BIG EAST contests, including 17 conference games and three non-conference contests. The first league game is Marquette at St. John's on Dec. 29.
- For the seventh straight year, the BIG EAST Tournament championship game will be carried on FOX. Tipoff will be 6:30 p.m. ET. The FS1 tourney coverage will begin with a first-round tripleheader on Wednesday, March 9. Quarterfinal doubleheaders will be played Thursday afternoon and evening, March 10. The semifinal doubleheader will be held Friday, March 11, followed by the title game on Saturday evening, March 12.
- With the addition of UConn in 2020-21, the BIG EAST conference slate has expanded to 110 games and features a 20-game double round-robin schedule.



BIG EAST DIGITAL COVERAGE (BEDN) PRESENTED BY SOFI

BIG EAST basketball during the 2021-22 season will also be covered on the BIG EAST Digital Network Presented by SoFi. BEDN live game programming will stream live on FloSports this season with more than 600 total games. Shootaround, the BIG EAST's live weekly men's basketball online show that captures interviews and highlights of league action, will begin its fifth season in 2021-22. The award-winning program will air on the league's social media platforms ahead of the biggest games. Be sure to follow @BIGEASTMBB and @BIGEAST on Twitter and follow the league on Instagram, Facebook and YouTube @BIGEAST.

The FOX Sports App provides live streaming video of FOX Sports content at home or on-the-go. FOX Sports App users, who are also subscribers of participating video providers, can live stream men's basketball telecasts carried on the FOX broadcast network, FS1 and FS2.

CBS Sports' broadcast coverage will be available to stream live on Paramount+, with additional coverage on CBSSports.com and CBS Sports HQ.

FS1 To Telecast More Than 100 Games; National Network Exposure Includes 22 Games

FOX BROADCAST NETWORK SCHEDULE

Dec. 11	Syracuse at Georgetown	Noon
	UCLA at Marquette	2:30
Dec. 18	Butler vs. Purdue	Noon
	Providence at Connecticut.....	5:00
Jan. 8	Connecticut at Seton Hall	Noon
Jan. 15	Creighton at Xavier	Noon
Jan. 16	Georgetown at St. John's (MSG)....	Noon/4:30
Jan. 22	Villanova at Georgetown	Noon
Jan. 29	St. John's at Villanova.....	4:30
Feb. 5	Connecticut at Villanova (WF)	Noon
Feb. 12	Seton Hall at Villanova (WF)	1:00
	
Feb. 13	Connecticut at St. John's (MSG)	Noon
Feb. 19	Xavier at Connecticut	Noon
	Georgetown at Villanova	5:00
Feb. 26	Butler at Marquette	1:00
	Seton Hall at Xavier	3:30
March 5	Wild Card Day (3 games TBD).....	TBD

*May be carried on FS1.



CBS SPORTS SCHEDULE

Jan. 1	Villanova at Seton Hall.....	2:00
Feb. 27	Connecticut at Georgetown.....	Noon



The BIG EAST on Television

BIG EAST GAMES ON TV

	Time (ET) Network			Time (ET) Network			Time (ET) Network	
Friday, December 17 Villanova at Creighton	8/9:00	FS1	Seton Hall at Marquette Connecticut at Providence	Noon 2:00	FS1 FS1	Wednesday, February 9 Xavier at Seton Hall Georgetown at DePaul	7:00 9:00	FS1 FS1
Saturday, December 18 Marquette at Xavier Providence at Connecticut	4:00 5:00	FS1 FOX	Sunday, January 16 Georgetown at St. John's (MSG) Butler at Villanova (WF)	Noon/4:30 Noon	FOX FS1	Saturday, February 12 Creighton at Georgetown Seton Hall at Villanova (WF) Marquette at Butler DePaul at Providence	Noon 1:00 4:30 6:30	FS1 FOX FS1 FS1
Monday, December 20 Creighton at DePaul St. John's at Seton Hall	6:30 8:30	FS1 FS1	Tuesday, January 18 Providence at Seton Hall	TBD	FS1	Sunday, February 13 Connecticut at St. John's (MSG)	Noon	FOX
Tuesday, December 21 Xavier at Villanova Connecticut at Marquette	7:00 9:00	FS1 FS1	Wednesday, January 19 St. John's at Creighton Marquette at Villanova Xavier at DePaul	7:00 8:00 9:00	FS1 CBSSN FS1	Tuesday, February 15 Villanova at Providence Butler at DePaul	8:00 9:00	CBSSN FS1
Wednesday, December 22 Georgetown at Providence	6:30	FS1	Thursday, January 20 Connecticut at Butler	9:00	FS1	Wednesday, February 16 St. John's at Xavier Seton Hall at Connecticut Georgetown at Marquette	6:30 8:30 8:00	CBSSN CBSSN FS2
Thursday, December 23 Butler at St. John's Seton Hall at DePaul	6:30 8:30	FS1 FS1	Saturday, January 22 Seton Hall at St. John's (MSG) Villanova at Georgetown DePaul at Creighton	Noon Noon 5:30	FS1 FOX CBSSN	Saturday, February 19 Xavier at Connecticut Georgetown at Villanova DePaul at Seton Hall	Noon 5:00 8:00	FOX FOX FS1
Tuesday, December 28 Connecticut at Xavier Georgetown at Creighton	7:00 9:00	FS1 FS1	Sunday, January 23 Butler at Providence Xavier at Marquette	Noon/2:00 Noon/2:00	FS1 FS1	Sunday, February 20 Providence at Butler Marquette at Creighton	1:00 3:00	FS1 FS1
Wednesday, December 29 DePaul at Butler Seton Hall at Providence Marquette at St. John's	5:00 7:00 8:00	FS1 FS1 CBSSN	Tuesday, January 25 DePaul at Villanova Georgetown at Connecticut	5:00 8:30	FS1 CBSSN	Tuesday, February 22 Villanova at Connecticut	8:00	FS1
Saturday, January 1 Creighton at Marquette St. John's at Georgetown Villanova at Seton Hall Providence at DePaul Butler at Connecticut	Noon Noon 2:00 2:00 4:00	FS1 CBSSN CBS FS1 FS1	Wednesday, January 26 Marquette at Seton Hall Providence at Xavier Creighton at Butler	5:00 6:30 7:30	FS1 CBSSN FS2	Wednesday, February 23 Creighton at St. John's Xavier at Providence Butler at Seton Hall	6:30 7:00 8:30	FS1 CBSSN FS1
Tuesday, January 4 Xavier at Georgetown Seton Hall at Butler Providence at Marquette	7:00 8:00 9:00	FS1 CBSSN FS1	Saturday, January 29 Georgetown at Butler Xavier at Creighton St. John's at Villanova Marquette at Providence Connecticut at DePaul	Noon 2:00 4:30 4:30 6:30	FS1 FS1 FOX FS1 FS1	Thursday, February 24 DePaul at Georgetown	8:00	CBSSN
Wednesday, January 5 DePaul at St. John's Creighton at Villanova	6:30 8:30	FS1 FS1	Tuesday, February 1 Creighton at Connecticut Seton Hall at Georgetown Providence at St. John's	6:30 8:30 9:00	FS1 FS1 CBSSN	Saturday, February 26 Butler at Marquette Seton Hall at Xavier Creighton at Providence	1:00 3:30 8:30	FOX FOX FS1
Friday, January 7 Marquette at Georgetown Xavier at Butler	6:30 8:30	FS1 FS1	Wednesday, February 2 Villanova at Marquette Butler at Xavier	TBD 7:00	FS1 CBSSN	Sunday, February 27 Connecticut at Georgetown St. John's at DePaul	Noon 5:00	CBS FS1
Saturday, January 8 Connecticut at Seton Hall Villanova at DePaul St. John's at Providence	Noon 12/2/4:00 12/2/4:00	FOX FS1 FS1	Friday, February 4 Creighton at Seton Hall	7:00	FS1	Tuesday, March 1 Providence at Villanova	7:00	FS1
Tuesday, January 11 DePaul at Marquette Providence at Creighton	7:00 9:00	FS1 FS1	Saturday, February 5 Connecticut at Villanova (WF) St. John's at Butler DePaul at Xavier	Noon Noon 2:00	FOX FS1 FS1	Wednesday, March 2 Xavier at St. John's Georgetown at Seton Hall Connecticut at Creighton Marquette at DePaul	6:30 7:00 8:30 9:00	FS1 CBSSN FS1 CBSSN
Wednesday, January 12 Villanova at Xavier St. John's at Connecticut	6:30 8:30	FS1 FS1	Sunday, February 6 Providence at Georgetown	Noon	FS1	Saturday, March 5 Villanova at Butler DePaul at Connecticut Seton Hall at Creighton Georgetown at Xavier St. John's at Marquette	TBD TBD TBD TBD TBD	FOX/FS1 FOX/FS1 FOX/FS1 FOX/FS1 FOX/FS1
Thursday, January 13 Butler at Georgetown	7:00	FS1	Tuesday, February 8 Marquette at Connecticut Villanova at St. John's (MSG) Butler at Creighton	6:30 8:30 9:00	FS1 FS1 CBSSN			
Saturday, January 15 Creighton at Xavier	Noon	FOX						

ARENA KEY:

CA – Carnesecca Arena, MSG – Madison Square Garden, WF – Wells Fargo Center

2021-2022 Composite Schedule

DAY	DATE	TIME (ET)	GAME	TV	NOTES
Tue.	Nov. 9	4:30	Mount St. Mary's at VILLANOVA ^{PAV}	FS1	
Tue.	Nov. 9	6:30	Central Connecticut at CONNECTICUT ^{GP}	FS1	
Tue.	Nov. 9	6:45	IUPUI at BUTLER	FS1	
Tue.	Nov. 9	7:00	Fairfield at PROVIDENCE	FS1	
Tue.	Nov. 9	7:30	Niagara at XAVIER	FS1	
Tue.	Nov. 9	7:45	Mississippi Valley St. at ST. JOHN'S ^{CA}	FS1	
Tue.	Nov. 9	8:00	Arkansas Pine Bluff at CREIGHTON	FS1	
Tue.	Nov. 9	8:30	SIU-Edwardsville at MARQUETTE	FS2	
Wed.	Nov. 10	7:00	Fairleigh Dickinson at SETON HALL	FS1	
Wed.	Nov. 10	9:00	Coppin State at DEPAUL	FS1	
Thurs.	Nov. 11	6:30	Sacred Heart at PROVIDENCE	FS1	
Thurs.	Nov. 11	8:30	Kennesaw State at CREIGHTON	FS1	
Fri.	Nov. 12	6:30	Central Arkansas at BUTLER	FS2	
Fri.	Nov. 12	6:30	Kent State at XAVIER	FS1	
Fri.	Nov. 12	8:30	New Hampshire at MARQUETTE	FS2	
Fri.	Nov. 12	11:30	VILLANOVA at UCLA	ESPN2	
Sat.	Nov. 13	Noon	Coppin State at CONNECTICUT ^{XL}	FS2	
Sat.	Nov. 13	2:00	Dartmouth at GEORGETOWN	FS2	
Sat.	Nov. 13	4:00	St. Peter's at ST. JOHN'S ^{CA}	FS2	
Sat.	Nov. 13	6:00	Central Michigan at DEPAUL	FS2	
Sat.	Nov. 13	8:00	Troy at BUTLER	FS2	
Sun.	Nov. 14	Noon	Yale at SETON HALL	FS1	
Mon.	Nov. 15	7:00	Illinois at MARQUETTE	FS1	
Mon.	Nov. 15	9:00	PROVIDENCE at Wisconsin	FS1	Gavitt Tipoff Games
Tue.	Nov. 16	6:30	Howard at VILLANOVA ^{PAV}	FS2	
Tue.	Nov. 16	7:00	CREIGHTON at Nebraska	FS1	Gavitt Tipoff Games
Tue.	Nov. 16	8:30	American at GEORGETOWN	FS2	
Tue.	Nov. 16	9:00	SETON HALL at Michigan	FS1	Gavitt Tipoff Games
Wed.	Nov. 17	6:30	LIU at CONNECTICUT ^{GP}	FS2	
Wed.	Nov. 17	7:00	Michigan State at BUTLER	FS1	Gavitt Tipoff Games
Wed.	Nov. 17	9:00	ST. JOHN'S at Indiana	FS1	Gavitt Tipoff Games
Thurs.	Nov. 18	6:30	New Hampshire at PROVIDENCE	FS2	
Thurs.	Nov. 18	6:30	Ohio State at XAVIER	FS1	Gavitt Tipoff Games
Thurs.	Nov. 18	7:00	MARQUETTE vs. Ole Miss	ESPN2	Charleston Classic
Thurs.	Nov. 18	8:30	Rutgers at DEPAUL	FS1	Gavitt Tipoff Games
Fri.	Nov. 19	3:15	CREIGHTON vs Brown		Paradise Jam
Fri.	Nov. 19	6:30	Siena at GEORGETOWN	FS2	
Fri.	Nov. 19	7:00/9:00	MARQUETTE vS Elon/West Virginia		Charleston Classic
Sat.	Nov. 20	Noon	Binghamton at CONNECTICUT ^{XL}	FS2	
Sat.	Nov. 20	1:00	VILLANOVA vs Tennessee	ESPNEWS	Hall of Fame Tip-Off
Sat.	Nov. 20	6:00	Fairleigh Dickinson at ST. JOHN'S ^{CA}	FS2	
Sat.	Nov. 20	8:00	Western Illinois vs DEPAUL	FS2	Blue Demon Classic
Sun.	Nov. 21	Noon	Norfolk State at XAVIER	FS1	
Sun.	Nov. 21	1:00/3:30	VILLANOVA vs Purdue/North Carolina		Hall of Fame Tip-Off
Sun.	Nov. 21	TBD	CREIGHTON vs Bradley/Colorado St		Paradise Jam
Sun.	Nov. 21	TBD	MARQUETTE vs TBD		Charleston Classic
Mon.	Nov. 22	4:30	BUTLER vs Houston	ESPN2	Maui Invitational
Mon.	Nov. 22	6:00	SETON HALL vs Ohio St	FS1	Fort Myers Tip-Off
Mon.	Nov. 22	9:30	PROVIDENCE vs Northwestern	ESPN+	Legends Classic
Mon.	Nov. 22	TBD	CREIGHTON vs TBD		Paradise Jam

ARENA KEY: Carmesecca Arena ^{CA}; Barclays Center ^{BC}; Walsh Gym ^{WG}; Finneran Pavilion ^{PAV}; Madison Square Garden ^{MSG}; Wells Fargo Arena ^{WF}; UBS Arena ^{UBS}; Gampel Pavilion ^{GP}; XL Center ^{XL}

2021-2022 Composite Schedule

DAY	DATE	TIME (ET)	GAME	TV	NOTES
Tue.	Nov. 23	2:30/5:00	BUTLER vs Texas A&M/Wisc.	ESPN/ESPN2	Maui Invitational
Tue.	Nov. 23	5:00/7:30	PROVIDENCE vs Georgia/Virginia	ESPN2	Legends Classic
Tue.	Nov. 23	7:00	St. Francis (Brooklyn) at ST JOHN'S ^{CA}	FS2	
Wed.	Nov. 24	2:30	CONNECTICUT vs Auburn	ESPN	Battle 4 Atlantis
Wed.	Nov. 24	7:00	XAVIER vs Iowa State ^{BC}	ESPNU	Preseason NIT Tip-Off
Wed.	Nov. 24	6:00/8:30	SETON HALL vs Florida/Cal	FS1	Fort Myers Tip-Off
Wed.	Nov. 24	TBD	BUTLER vs TBD		Maui Invitational
Thu.	Nov. 25	Noon/230	CONNECTICUT vs Mich. St/Loyola	ESPN/ESPN2	Battle 4 Atlantis
Thu.	Nov. 25	11:30	GEORGETOWN vs San Diego State	ESPN2	Wooden Legacy
Fri.	Nov. 26	5:00	Northern Kentucky vs DePAUL	FS2	Blue Demon Classic
Fri.	Nov. 26	7:00/930	XAVIER vs Memphis/Virginia Tech ^{BC}		Preseason NIT Tip-Off
Fri.	Nov. 26	9:00/1130	GEORGETOWN vs USC or St. Joe's	ESPN2/U	Wooden Legacy
Fri.	Nov. 26	TBD	CONNECTICUT vs TBD		Battle 4 Atlantis
Sat.	Nov. 27	Noon	St. Peter's at PROVIDENCE	FS2	
Sat.	Nov. 27	4:00	NJIT at ST JOHN'S ^{CA}	FS2	
Sat.	Nov. 27	6:00	SIU-Edwardsville at CREIGHTON	FS2	
Sat.	Nov. 27	8:00	Northern Illinois at MARQUETTE	FS2	
Sun.	Nov. 28	Noon	Bethune-Cookman at SETON HALL	FS1	
Sun.	Nov. 28	2:00	Eastern Michigan vs DePAUL	FS1	Blue Demon Classic
Sun.	Nov. 28	6:00	VILLANOVA at La Salle	ESPN2	
Tue.	Nov. 30	5:00	Saginaw Valley St at BUTLER	FS1	
Tue.	Nov. 30	7:00	UMES at CONNECTICUT ^{XL}	CBSSN	
Tue.	Nov. 30	7:00	Longwood at GEORGETOWN	FS2	
Tue.	Nov. 30	9:00	North Dakota State at CREIGHTON	FS2	
Tue.	Nov. 30	9:00	Jackson State at MARQUETTE	CBSSN	
Wed.	Dec. 1	6:30	Central Michigan at XAVIER	FS1	
Wed.	Dec. 1	7:00	Wagner at SETON HALL	FS2	
Wed.	Dec. 1	7:00	VILLANOVA at Penn	ESPN+	
Wed.	Dec. 1	8:30	Texas Tech at PROVIDENCE	FS1	BIG EAST-Big 12 Battle
Fri.	Dec. 3	7:00	Kansas vs ST. JOHN'S ^{UBS}	FS1	BIG EAST-Big 12 Battle
Sat.	Dec. 4	Noon	Rhode Island at PROVIDENCE	CBSSN	
Sat.	Dec. 4	Noon	Nyack College at SETON HALL ^{WG}	FS2	
Sat.	Dec. 4	Noon	St. Joe's at VILLANOVA ^{PAV}	FS1	
Sat.	Dec. 4	12:30	MARQUETTE at Wisconsin	FOX	
Sat.	Dec. 4	4:00	Grambling at CONNECTICUT ^{GP}	FS2	
Sat.	Dec. 4	4:00	Loyola-Chicago at DePAUL	FS1	
Sat.	Dec. 4	9:00	Iowa State at CREIGHTON	FS1	BIG EAST-Big 12 Battle
Sun.	Dec. 5	2:00	GEORGETOWN at South Carolina	SECN	
Sun.	Dec. 5	7:00	Fordham at ST JOHN'S ^{CA}	FS1	
Sun.	Dec. 5	TBD	XAVIER at Oklahoma State	ESPN2	BIG EAST-Big 12 Battle
Tue.	Dec. 7	6:30	Vermont at PROVIDENCE	FS1	
Tue.	Dec. 7	8:30	Duquesne at DePAUL	FS1	
Tue.	Dec. 7	9:00	BUTLER at Oklahoma	ESPN2	BIG EAST-Big 12 Battle
Tue.	Dec. 7	9:00	VILLANOVA vs Syracuse ^{MSG}	ESPN	Jimmy V Classic
Wed.	Dec. 8	6:30	Ball State at XAVIER	FS1	
Wed.	Dec. 8	7:00	CONNECTICUT at West Virginia	ESPN2	BIG EAST-Big 12 Battle
Wed.	Dec. 8	8:30	UMBC at GEORGETOWN	FS1	
Wed.	Dec. 8	9:00	MARQUETTE at Kansas State	ESPN2/U	BIG EAST-Big 12 Battle
Thu.	Dec. 9	6:30	Texas at SETON HALL	FS1	BIG EAST-Big 12 Battle
Thu.	Dec. 9	8:30	Monmouth vs ST JOHN'S ^{CA}	FS1	Gotham Classic

ARENA KEY: Carnesecca Arena ^{CA}; Barclays Center ^{BC}; Walsh Gym ^{WG}; Finneran Pavilion ^{PAV}; Madison Square Garden ^{MSG}; Wells Fargo Arena ^{WF}; UBS Arena ^{UBS}; Gampel Pavilion ^{GP}; XL Center ^{XL}

2021-2022 Composite Schedule

DAY	DATE	TIME (ET)	GAME	TV	NOTES
Fri.	Dec. 10	8:00	DePAUL at Louisville		
Sat.	Dec. 11	Noon	Syracuse at GEORGETOWN	FOX	
Sat.	Dec. 11	TBD	CREIGHTON vs BYU	FS1	
Sat.	Dec. 11	2:00	Central Conn. at PROVIDENCE	FS1	
Sat.	Dec. 11	2:30	UCLA at MARQUETTE	FOX	
Sat.	Dec. 11	3:30	CONNECTICUT vs St. Bonaventure	ESPN2	Never Forget Tribute Classic
Sat.	Dec. 11	4:00	Eastern Illinois at BUTLER	FS1	
Sat.	Dec. 11	8:30	Cincinnati at XAVIER	FS1	Crosstown Shootout
Sun.	Dec. 12	12:00	Colgate vs ST JOHN'S ^{CA}	FS1	Gotham Classic
Sun.	Dec. 12	3:00	VILLANOVA at Baylor	ABC	BIG EAST-Big 12 Battle
Sun.	Dec. 12	7:30	Rutgers at SETON HALL	FS1	Garden State Hardwood Classic
Tue.	Dec. 14	8:00	Arizona State at CREIGHTON	FS1	
Tue.	Dec. 14	8:00	DePAUL at UIC		
Wed.	Dec. 15	6:30	Howard at GEORGETOWN	FS1	
Wed.	Dec. 15	8:30	Morehead State at XAVIER	FS1	
Fri.	Dec. 17	8:00	VILLANOVA at CREIGHTON	FS1	
Sat.	Dec. 18	Noon	Purdue vs BUTLER	FOX	Crossroads Classic
Sat.	Dec. 18	Noon	ST JOHN'S vs Pittsburgh ^{MSG}		Gotham Classic
Sat.	Dec. 18	2:00	TCU at GEORGETOWN	FS1	BIG EAST-Big 12 Battle
Sat.	Dec. 18	2:30	SETON HALL at Iona ^{MSG}		Gotham Classic
Sat.	Dec. 18	4:00	DEPAUL at Northwestern	BTN	
Sat.	Dec. 18	4:00	MARQUETTE at XAVIER	FS1	
Sat.	Dec. 18	5:00	PROVIDENCE at CONNECTICUT ^{XL}	FOX	
Mon.	Dec. 20	6:30	CREIGHTON at DePAUL	FS1	
Mon.	Dec. 20	8:30	ST JOHN'S at SETON HALL	FS1	
Tue.	Dec. 21	7:00	XAVIER at VILLANOVA ^{PAV}	FS1	
Tue.	Dec. 21	9:00	CONNECTICUT at MARQUETTE	FS1	
Wed.	Dec. 22	6:30	GEORGETOWN at PROVIDENCE	FS1	
Thu.	Dec. 23	6:30	BUTLER at ST JOHN'S ^{CA}	FS1	
Thu.	Dec. 23	8:30	SETON HALL at DePAUL	FS1	
Tue.	Dec. 28	7:00	CONNECTICUT at XAVIER	FS1	
Tue.	Dec. 28	9:00	GEORGETOWN at CREIGHTON	FS1	
Wed.	Dec. 29	5:00	DePAUL at BUTLER	FS1	
Wed.	Dec. 29	7:00	SETON HALL at PROVIDENCE	FS1	
Wed.	Dec. 29	8:00	MARQUETTE at ST JOHN'S ^{CA}	CBSSN	
Wed.	Dec. 29	9:00	Temple at VILLANOVA ^{PAV}	FS1	
Sat.	Jan. 1	Noon	ST. JOHN'S at GEORGETOWN	CBSSN	
Sat.	Jan. 1	Noon	CREIGHTON at MARQUETTE	FS1	
Sat.	Jan. 1	2:00	PROVIDENCE at DePAUL	FS1	
Sat.	Jan. 1	2:00	VILLANOVA at SETON HALL	CBS	
Sat.	Jan. 1	4:00	BUTLER at CONNECTICUT ^{XL}	FS1	
Tue.	Jan. 4	7:00	XAVIER at GEORGETOWN	FS1	
Tue.	Jan. 4	8:00	SETON HALL at BUTLER	CBSSN	
Tue.	Jan. 4	9:00	PROVIDENCE at MARQUETTE	FS1	
Wed.	Jan. 5	6:30	DePAUL at ST JOHN'S ^{CA}	FS1	
Wed.	Jan. 5	8:30	CREIGHTON at VILLANOVA ^{PAV}	FS1	
Fri.	Jan. 7	6:30	MARQUETTE at GEORGETOWN	FS1	
Fri.	Jan. 7	8:30	XAVIER at BUTLER	FS1	

ARENA KEY: Carmesecca Arena ^{CA}; Barclays Center ^{BC}; Walsh Gym ^{WG}; Finneran Pavilion ^{PAV}; Madison Square Garden ^{MSG}; Wells Fargo Arena ^{WF}; UBS Arena ^{UBS}; Gampel Pavilion ^{GP}; XL Center ^{XL}

2021-2022 Composite Schedule

DAY	DATE	TIME (ET)	GAME	TV	NOTES
Sat.	Jan. 8	12/2/4pm	VILLANOVA at DePAUL	FS1	
Sat.	Jan. 8	12/2/4pm	ST JOHN'S at PROVIDENCE	FS1	
Sat.	Jan. 8	Noon	CONNECTICUT at SETON HALL	FOX	
Tue.	Jan. 11	7:00	DePAUL at MARQUETTE	FS1	
Tue.	Jan. 11	9:00	PROVIDENCE at CREIGHTON	FS1	
Wed.	Jan. 12	6:30	VILLANOVA at XAVIER	FS1	
Wed.	Jan. 12	8:30	ST. JOHN'S at CONNECTICUT ^{GP}	FS1	
Thu.	Jan. 13	7:00	BUTLER at GEORGETOWN	FS1	
Sat.	Jan. 15	Noon	SETON HALL at MARQUETTE	FS1	
Sat.	Jan. 15	Noon	CREIGHTON at XAVIER	FOX	
Sat.	Jan. 15	2:00	CONNECTICUT at PROVIDENCE	FS1	
Sun.	Jan. 16	12/4:30pm	GEORGETOWN at ST JOHN'S ^{MSG}	FOX	
Sun.	Jan. 16	Noon	BUTLER at VILLANOVA ^{WF}	FS1	
Tue.	Jan. 18	9:00	PROVIDENCE at SETON HALL	FS1	
Wed.	Jan. 19	7:00	ST. JOHN'S at CREIGHTON	FS1	
Wed.	Jan. 19	8:00	MARQUETTE at VILLANOVA ^{PAV}	CBSSN	
Wed.	Jan. 19	9:00	XAVIER at DePAUL	FS1	
Thu.	Jan. 20	9:00	CONNECTICUT at BUTLER	FS1	
Sat.	Jan. 22	Noon	VILLANOVA at GEORGETOWN	FOX	
Sat.	Jan. 22	Noon	SETON HALL at ST JOHN'S ^{MSG}	FS1	
Sat.	Jan. 22	5:30	DePAUL at CREIGHTON	CBSSN	
Sun.	Jan. 23	12/2pm	BUTLER at PROVIDENCE	FS1	
Sun.	Jan. 23	12/2pm	XAVIER at MARQUETTE	FS1	
Tue.	Jan. 25	5:00	DePAUL at VILLANOVA ^{PAV}	FS1	
Tue.	Jan. 25	8:30	GEORGETOWN at CONNECTICUT ^{GP}	CBSSN	
Wed.	Jan. 26	5:00	MARQUETTE at SETON HALL	FS1	
Wed.	Jan. 26	6:30	PROVIDENCE at XAVIER	CBSSN	
Wed.	Jan. 26	7:30	CREIGHTON at BUTLER	FS2	
Sat.	Jan. 29	Noon	GEORGETOWN at BUTLER	FS1	
Sat.	Jan. 29	2:00	XAVIER at CREIGHTON	FS1	
Sat.	Jan. 29	4:30	MARQUETTE at PROVIDENCE	FS1	
Sat.	Jan. 29	4:30	ST JOHN'S at VILLANOVA ^{PAV}	FOX	
Sat.	Jan. 29	6:30	CONNECTICUT at DePAUL	FS1	
Tue.	Feb. 1	6:30	CREIGHTON at CONNECTICUT ^{XL}	FS1	
Tue.	Feb. 1	8:30	SETON HALL at GEORGETOWN	FS1	
Tue.	Feb. 1	9:00	PROVIDENCE at ST JOHN'S ^{CA}	CBSSN	
Wed.	Feb. 2	7:00	BUTLER at XAVIER	CBSSN	
Wed.	Feb. 2	TBD	VILLANOVA at MARQUETTE	FS1	
Fri.	Feb. 4	7:00	CREIGHTON at SETON HALL	FS1	
Sat.	Feb. 5	Noon	ST. JOHN'S at BUTLER	FS1	
Sat.	Feb. 5	Noon	CONNECTICUT at VILLANOVA ^{WF}	FOX	
Sat.	Feb. 5	2:00	DePAUL at XAVIER	FS1	

ARENA KEY: Camesecca Arena ^{CA}; Barclays Center ^{BC}; Walsh Gym ^{WG}; Finneran Pavilion ^{PAV}; Madison Square Garden ^{MSG}; Wells Fargo Arena ^{WF}; UBS Arena ^{UBS}; Gampel Pavilion ^{GP}; XL Center ^{XL}

2021-2022 Composite Schedule

DAY	DATE	TIME (ET)	GAME	TV	NOTES
Sun.	Feb. 6	Noon	PROVIDENCE at GEORGETOWN	FS1	
Tue.	Feb. 8	6:30	MARQUETTE at CONNECTICUT ^{XL}	FS1	
Tue.	Feb. 8	8:30	VILLANOVA at ST JOHN'S ^{MSG}	FS1	
Tue.	Feb. 8	9:00	BUTLER at CREIGHTON	CBSSN	
Wed.	Feb. 9	7:00	XAVIER at SETON HALL	FS1	
Wed.	Feb. 9	9:00	GEORGETOWN at DePAUL	FS1	
Sat.	Feb. 12	Noon	CREIGHTON at GEORGETOWN	FS1	
Sat.	Feb. 12	1:00	SETON HALL at VILLANOVA ^{WF}	FOX	
Sat.	Feb. 12	4:30	MARQUETTE at BUTLER	FS1	
Sat.	Feb. 12	6:30	DePAUL at PROVIDENCE	FS1	
Sun.	Feb. 13	Noon	CONNECTICUT at ST JOHN'S ^{MSG}	FOX	
Tue.	Feb. 15	8:00	VILLANOVA at PROVIDENCE	CBSSN	
Tue.	Feb. 15	9:00	BUTLER at DePAUL	FS1	
Wed.	Feb. 16	6:30	ST. JOHN'S at XAVIER	CBSSN	
Wed.	Feb. 16	8:00	GEORGETOWN at MARQUETTE	FS2	
Wed.	Feb. 16	8:30	SETON HALL at CONNECTICUT ^{GP}	CBSSN	
Sat.	Feb. 19	Noon	XAVIER at CONNECTICUT ^{GP}	FOX	
Sat.	Feb. 19	5:00	GEORGETOWN at VILLANOVA ^{PAV}	FOX	
Sat.	Feb. 19	8:00	DePAUL at SETON HALL	FS1	
Sun.	Feb. 20	1:00	PROVIDENCE at BUTLER	FS1	
Sun.	Feb. 20	3:00	MARQUETTE at CREIGHTON	FS1	
Tue.	Feb. 22	8:00	VILLANOVA at CONNECTICUT ^{XL}	FS1	
Wed.	Feb. 23	6:30	CREIGHTON at ST JOHN'S ^{CA}	FS1	
Wed.	Feb. 23	7:00	XAVIER at PROVIDENCE	CBSSN	
Wed.	Feb. 23	8:30	BUTLER at SETON HALL	FS1	
Thu.	Feb. 24	8:00	DePAUL at GEORGETOWN	CBSSN	
Sat.	Feb. 26	1:00	BUTLER at MARQUETTE	FOX	
Sat.	Feb. 26	3:30	SETON HALL at XAVIER	FOX	
Sat.	Feb. 26	8:30	CREIGHTON at PROVIDENCE	FS1	
Sun.	Feb. 27	Noon	CONNECTICUT at GEORGETOWN	CBS	
Sun.	Feb. 27	5:00	ST. JOHN'S at DePAUL	FS1	
Tue.	Mar. 1	7:00	PROVIDENCE at VILLANOVA ^{PAV}	FS1	
Wed.	Mar. 2	6:30	XAVIER at ST JOHN'S ^{CA}	FS1	
Wed.	Mar. 2	7:00	GEORGETOWN at SETON HALL	CBSSN	
Wed.	Mar. 2	8:30	CONNECTICUT at CREIGHTON	FS1	
Wed.	Mar. 2	9:00	MARQUETTE at DePAUL	CBSSN	
Sat.	Mar. 5	TBD	VILLANOVA at BUTLER	FOX/FS1	
Sat.	Mar. 5	TBD	DePAUL at CONNECTICUT ^{GP}	FOX/FS1	
Sat.	Mar. 5	TBD	SETON HALL at CREIGHTON	FOX/FS1	
Sat.	Mar. 5	TBD	ST JOHN'S at MARQUETTE	FOX/FS1	
Sat.	Mar. 5	TBD	GEORGETOWN at XAVIER	FOX/FS1	

ARENA KEY: Carnesecca Arena ^{CA}; Barclays Center ^{BC}; Walsh Gym ^{WG}; Finneran Pavilion ^{PAV}; Madison Square Garden ^{MSG}; Wells Fargo Arena ^{WF}; UBS Arena ^{UBS}; Gampel Pavilion ^{GP}; XL Center ^{XL}

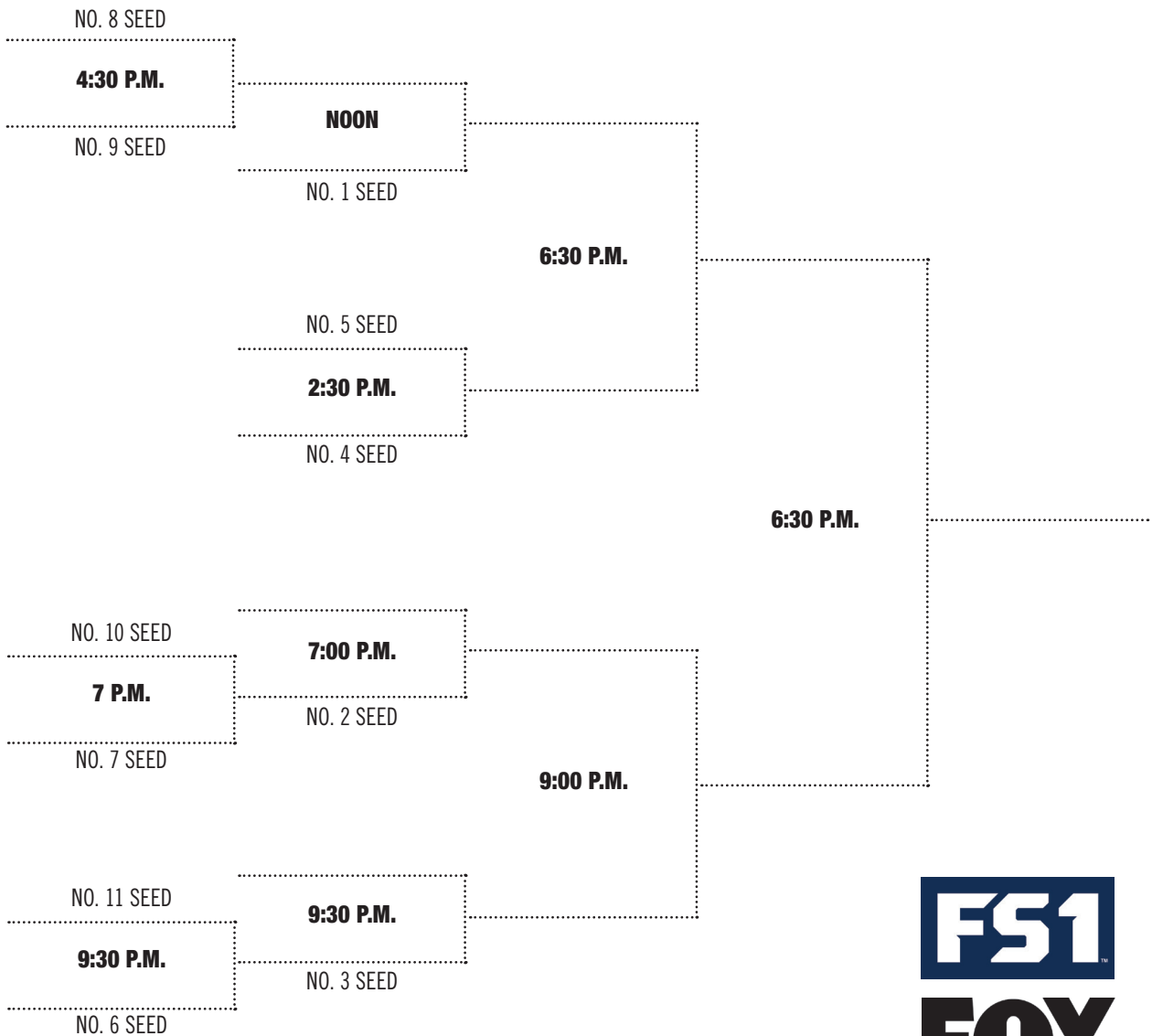
2022 Championship

2022 BIG EAST MEN'S BASKETBALL CHAMPIONSHIP

March 9-12 • Madison Square Garden • New York City

The First Round, Quarterfinal and Semifinal Rounds will be televised by FS1.

The Championship Game will be televised by FOX.



NCAA Championship

FIRST FOUR

Tuesday and Wednesday
March 15 and 16

University of Dayton Arena
Dayton, Ohio
Host: University of Dayton

FIRST AND SECOND ROUNDS

Thursday and Saturday
March 17 and 19

KeyBank Center
Buffalo, N.Y.
Host: Metro Atlantic Athletic Conference

Gainbridge Fieldhouse
Indianapolis, Ind.
Host: Horizon League/IUPUI

Dickies Arena
Fort Worth, Texas
Host: Texas Christian University

Moda Center
Portland, Ore.
Host: Oregon State University

Friday and Sunday March 18 and 20

Bon Secours Wellness Arena
Greenville, South Carolina
Host(s): Southern Conference/Furman
University

Fiserv Forum
Milwaukee, Wisc.
Host: Marquette University

PPG Paints Arena, Pittsburgh, Pa.
Host: Duquesne University

Viejas Arena
San Diego, Calif.
Host: San Diego State University

REGIONALS

Thursday and Saturday
March 24 and 26

AT&T Center, San Antonio, Texas
Host: University of Texas at San Antonio

Chase Center, San Francisco, Calif.
Host: Pac-12 Conference

Friday and Sunday March 27 and 29

United Center, Chicago, Ill.
Host: Northwestern University

Wells Fargo Center, Philadelphia, Pa.
Host: University of Pennsylvania

FINAL FOUR

Saturday and Monday
April 2 and 4

Caesars Superdome
New Orleans, La.
Host: Tulane University



BIG EAST Officials Bureau

The BIG EAST Conference has operated its own officials bureau since 1983. After a storied career as a game official, John Cahill is in his fourth year of serving as the Coordinator of Men's Basketball Officiating. The BIG EAST retains the nation's top officials for both conference and nonconference games. Officials affiliated with the BIG EAST Conference include the following:

JEFFREY ANDERSON

West Henrietta, NY

CLARENCE ARMSTRONG

New Castle, DE

CLARE AUBRY

Columbus, OH

ROGER AYERS, JR.

Roanoke, VA

BO BOROSKI

Indianapolis, IN

JAMES BREEDING

Louisville, KY

EVON BURROUGHS

Pembroke, MA

LEE CASSELL

Wesley Chapel, FL

TONY CHIAZZA

Wheeling, WV

JEFF CLARK

Cheltenham, PA

TIM CLOUGHERTY

Raleigh, NC

BILL COVINGTON, JR

High Point, NC

DON DAILY

Atkins, AR

A.J. DESAI

Fort Mills, SC

BRIAN DORSEY

West Caldwell, NJ

PAT DRISCOLL

Syracuse, NY

MIKE EADES

Princeton, WV

TOM EADES

Gallatin, TX

GREG EVANS

Hermitage, PA

NATHAN FARRELL

Delmar, NY

ANTHONY FRANKLIN

Fort Mills, SC

JOHN GAFFNEY

Westwood, MA

TONY GREENE

Atlanta, GA

RON GROOVER

Newnan, GA

NATHAN HALL

Hoboken, NJ

BRENT HAMPTON

Cynthiana, KY

TONY HENDERSON

Atlanta, Ga.

JOHN HIGGINS

Omaha, NE

LES JONES

Chesapeake, VA

KEITH KIMBLE

Arlington, TX

KIP KISSINGER

Omaha, NE

JOE LINDSAY

Harleysville, PA

JAMIE LUCKIE

Charlotte, NC

STEVE MCJUNKINS

Bedford, OH



Jeff Anderson

TOMMY MORRISSEY

Atlanta, GA

MIKE NANCE

Sharpsburg, GA

RAY NATILI

Davidson, NC

BRIAN O'CONNELL

Middletown, NJ

MIKE PALAU

Queens, NY

JUSTIN PORTERFIELD

Leesburg, VA

MATT POTTER

Beaver Falls, PA

J.D. RALLS

Beaver Falls, PA

JENNA RENEAU

Grapevine, TX

ROB RILEY

Hamilton, NJ

MIKE ROBERTS

Atlanta, GA

WALLY RUTECKI

Springfield, PA

DOUG SHOWS

Rome, GA

LAMAR SIMPSON

Wheaton, IL

ALFRED SMITH

Louisville, KY

PAUL SZELC

Austin, TX

EARL WALTON

Bowie, MD

**BIG
EAST**
CONFERENCE

**THE
TEAMS**



Butler



Bryce Nze



QUICK FACTS

Location: Indianapolis, Ind.
Enrollment: 5,567
Founded: 1855
Nickname: Bulldogs
Colors: Blue and White
Home Court: Hinkle Fieldhouse (9,100)

COACHING STAFF

Head Coach
 LaVall Jordan (Butler '01)
 Office Phone: (317) 940-9377

Assistant Coaches

Omar Lowery (Concordia, Wis. '02)
 Emerson Kampen (Butler '13)
 David Ragland, (Southern Indiana '03)

ADMINISTRATION

President

James M. Danko

Director of Athletics

Barry Collier
 Athletics Phone: (370) 940-9375

Assoc. AD/Communications

John Dedman
 Office Phone: (317) 940-9414
 Cell Phone: (317) 491-5462
 Email: jdedman@butler.edu

2021-22 SCHEDULE

NOVEMBER

9	IUPUI (FS1)	6:45
12	Central Arkansas (FS2)	6:30
13	Troy (FS2)	8:00
<i>Gavitt Tipoff Games</i>		
17	vs. Michigan State (FS1)	7:00
<i>Maui Invitational</i>		
22	vs. Houston (ESPN2)	4:30
23	vs. Wisconsin/Texas A&M	2:30/5:00
24	vs. TBD	TBD
30	Saginaw Valley State (FS1)	5:00

DECEMBER

<i>BIG EAST/Big 12 Battle</i>		
7	at Oklahoma (ESPN2)	9:00
11	Eastern Illinois (FS1)	4:00
<i>Crossroads Classic, Indianapolis, Ind.</i>		
18	vs. Purdue - (FOX)	Noon
23	AT ST. JOHN'S (FS1)	6:30
29	DEPAUL (FS1)	5:00

JANUARY

1	AT UCONN (FS1)	4:00
4	SETON HALL (CBSSN)	8:00
7	XAVIER (FS1)	8:30
13	AT GEORGETOWN (FS1)	7:00
16	AT VILLANOVA (FS1)	Noon
20	UCONN (FS1)	9:00
23	AT PROVIDENCE (FS1)	Noon
26	CREIGHTON (FS2)	7:30
29	GEORGETOWN (FS1)	Noon

FEBRUARY

2	AT XAVIER (CBSSN)	7:00
5	ST. JOHN'S (FS1)	Noon
8	AT CREIGHTON (CBSSN)	9:00
12	MARQUETTE (FS1)	4:30
15	AT DEPAUL (FS1)	9:00
20	PROVIDENCE (FS1)	1:00
23	AT SETON HALL (FS1)	8:30
26	AT MARQUETTE (FOX)	1:00

MARCH

5	VILLANOVA (FOX/FS1)	TBD
6	AT PROVIDENCE (FS1)	6:30

MSG Madison Square Garden; All times are Eastern

The Big Picture

Head coach LaVall Jordan welcomes back 10 of his 11 top scorers, which will include six fifth-year players. The Bulldogs have four veteran double-figure scorers back: forwards Bryce Nze and Bryce Golden with guards Aaron Thompson and Jair Bolden. Guard Chuck Harris made a splash as a freshman. With a 12.9 scoring average, he was the first freshman in 40 years to pace the Bulldogs in scoring. Butler is counting on its large group of returnees to help improve on its 10-15 overall record and 8-12 league mark from last year.

2021-22 ROSTER

No.	Name	Pos.	Ht.	Wt.	Yr.	Hometown/Previous School
52	Jair Bolden	G	6-3	215	Gr.	Brooklyn, N.Y./South Carolina
25	Christian David	F	6-6	220	R-Sr.	Milton, Ontario/Vermont Academy
33	Bryce Golden	F	6-9	240	Sr.	Richmond, Va./Saint James (Md.)
4	Ty Groce	F	6-8	215	Gr.	Ypsilanti, Mich./Eastern Michigan
3	Chuck Harris	G	6-2	190	So.	Ashburn, Va./Gonzaga College H.S.
1	Bo Hodges	G/F	6-5	210	R-Sr.	Nashville, Tenn./East Tennessee St.
0	D.J. Hughes	F	6-6	230	Fr.	Indianapolis, Ind./Lawrence North
41	Simas Lukosius	G/F	6-6	230	Fr.	Kaunas, Lithuania/Vilnius Minties
35	John-Michael Mulloy	F/C	6-10	235	Jr.	Carmel, Ind./Carmel
10	Bryce Nze	F	6-7	230	Gr.	Hartland, Wis./Milwaukee
30	Mike Parker	F	6-6	210	R-Jr.	Wilmington, N.C./Salisbury U.
12	Myles Tate	G	6-0	165	So.	Roebuck, S.C./Dorman
13	Jayden Taylor	G	6-4	190	Fr.	Indianapolis, Ind./Perry Meridian
14	Pierce Thomas	G/F	6-5	200	Fr.	Brownsburg, Ind./Brownsburg
2	Aaron Thompson	G	6-2	190	Gr.	Glenn Dale, Md./Paul VI Cath. (Va.)
5	Myles Wilmoth	F	6-9	220	So.	Chestnut Ridge, N.Y./St. Andrew's (R.I.)



HEAD COACH LAVALL JORDAN

Hired at Butler: June 12, 2017.

Coaching File: Head coach, Milwaukee, 2016-17; Assistant coach, Michigan 2010-16; Assistant coach, Iowa, 2007-10; Assistant coach, Butler, 2004-07; Coordinator of operations, Butler, 2003-04.

Highlights: 2019 NIT; 2018 NCAA (Second Round); As an assistant at Butler in 2006-07, team was 29-7, won the Horizon League regular-season title and advanced to NCAA Sweet 16. In his lone season as head coach

at Milwaukee, he led the team to the conference tournament title game as a No. 10 seed. Michigan made five NCAA trips in his six seasons there, including an appearance in the 2013 national championship game and 2014 Elite Eight. In three years at Iowa, coached under former Butler coach Todd Lickliter. He also coached under Lickliter at Butler after playing for Barry Collier and Thad Matta.

Playing File: Was a three-year starter at guard for Butler (1998-01). He helped the Bulldogs win three straight conference titles and two Midwestern Collegiate Conference regular-season titles. He was the Tournament MVP in 2001. Played in the NCAA Tournament in 1998, 2000, 2001 and the NIT in 1999. In 2001, he helped Butler win its first NCAA Tournament game in 39 years with a 79-63 win over Wake Forest. After graduation, played with the Huntsville Flight in the National Basketball Development League and in Europe.

Education: B.A., Butler, Journalism, 2001. M.A., Ball State, Athletic Administration, 2000.

Personal: Native of Albion, Mich. Birthdate: 4-16-79. He and his wife Destinee have three daughters, Ava, Alanna and Adalynn.

JORDAN'S RECORD

Career Record (five years)..... 80-79 (.503)
 Milwaukee Record (one year)..... 11-24 (.314)
 Butler Record (four years) 69-55 (.556)

BIG EAST Regular Season Record (four years)..... 34-40 (.459)
 BIG EAST Tournament Record (three years) 2-3 (.400)
 BIG EAST Overall Record (four years)..... 36-43 (.456)

NCAA Record (one appearance) 1-1 (.500)
 NIT Record (one appearance) 0-1 (.000)

YEAR-BY-YEAR

		Overall	Conference	Conf. Tour.	Postseason
2016-17	Milwaukee	11-24	4-14/10th	3-1/2nd	---
2017-18	Butler	21-14	9-9/T6th	1-1	NCAA 1-1
2018-19	Butler	16-17	7-11/T8th	0-1	NIT 0-1
2019-20	Butler	22-9	10-8/5th	---	---
2020-21	Butler	10-15	8-12/10th	1-1	---

REGULAR SEASON GAMES

Home Record: 44-29

Best Home Record: 7-3 in 2020-21

Worst Home Record: 2-7 in 2013-14

Most Consecutive Home Wins: 5 in 2014-15

Most Consecutive Home Losses: 4 in 2013-14

Road Record: 28-45

Best Road Record: 6-3 in 2014-15, 2016-17

Worst Road Record: 1-9 in 2013-14, 2020-21

Most Consecutive Road Wins: 3 in 2016-17

Most Consecutive Road Losses: 4 in 2018-19

Longest Winning Streak: 5 in 2020-21

Longest Losing Streak: 7 games in 2013-14

BIG EAST REGULAR SEASON RESULTS

Year	Won-Lost	Home	Away	Finish	Championship Seed
2013-14	4-14	2-7	2-7	9th	#9
2014-15	12-6	6-3	6-3	T2nd	#3
2015-16	10-8	6-3	4-5	T4th	#5
2016-17	12-6	6-3	6-3	2nd	#2
2017-18	9-9	6-3	3-6	T6th	#6
2018-19	7-11	5-4	2-7	T8th	#9
2019-20	10-8	6-3	4-5	5th	#5
2020-21	8-12	7-3	1-9	10th	#10

BIG EAST CHAMPIONSHIP RESULTS (2013-21)

vs.	Won	Lost
Creighton	0	1
Providence	0	2
Seton Hall	1	1
Villanova	0	1
Xavier	1	2
Total	2	7

2020-21 RESULTS (10-15, 8-12 BIG EAST)

(HOME: 8-4/AWAY: 1-9/NEUTRAL: 1-2)

			Attendance	High Scorer/Rebounder
NOVEMBER				
NOVEMBER				
25	Western Michigan	W, 66-62	1,500	Thompson 21/Bolden 9
DECEMBER				
16	at VILLANOVA	L, 85-66	0	Bolden 18/Nze 8
	<i>Crossroads Classic, Indianapolis, Ind.</i>			
19	vs. Indiana	L, 68-60	0	Bolden 20/Nze 10
21	Southern Illinois	L, 76-73	0	Harris 22/Nze 11
23	PROVIDENCE	W, 70-64	1,724	Coles 14/Tate 8
30	at PROVIDENCE	L, 71-55	0	Bolden 15/Two with 6
JANUARY				
2	at SETON HALL	L, 68-60	0	Tate 22/Nze 6
6	GEORGETOWN	W, 63-55	1,355	Harris 18/Hastings 7
9	CONNECTICUT	L, 72-60	1,879	Nze 18/Nze 6
12	at ST. JOHN'S	L, 69-57	0	Bolden 17/Nze 14
16	CREIGHTON	W, 70-66 ot	1,693	Thompson 17/Tate 10
19	at DEPAUL	W, 67-53	0	Bolden 21/Nze 14
26	at CONNECTICUT	L, 63-51	0	Golden 19/Nze 9
30	XAVIER	L, 68-55	2,084	Nze 16/Nze 11
FEBRUARY				
2	at MARQUETTE	L, 70-67	0	Harris 16/Hodges 12
6	DEPAUL	W, 68-58	1,715	Two with 22/Hodges 10
10	ST. JOHN'S	W, 76-73 ot	1,416	Nze 19/Nze 10
13	at GEORGETOWN	L, 78-63	0	Three with 12/Hodges 5
17	MARQUETTE	L, 73-57	0	Harris 21/Harris 5
21	at XAVIER	L, 63-51	922	Harris 14/Golden 12
24	SETON HALL	W, 61-52	0	Bolden 16/Nze 11
28	VILLANOVA	W, 73-61	2,203	Harris 20/Nze 11
MARCH				
6	at CREIGHTON	L, 93-73	2,419	Harris 29/Two with 3
10	vs. XAVIER - BET	W, 70-67	824	Harris 21/Golden 9
11	vs. CREIGHTON - BET	L, 87-56	824	Nze 21/Nze 6

BET - BIG EAST Tournament

CAREER LEADERS

Points	Total
Chad Tucker, 1983-88	2,321
Kelan Martin, 2014-18	2,047
Darrin Fitzgerald, 1983-87	2,019
Kamar Baldwin, 2016-20	1,956
Kellen Dunham, 2013-16	1,946
Matt Howard, 2007-11	1,939
A. J. Graves, 2004-08	1,807
Lynn Mitchem, 1979-83	1,798
Darin Archbold, 1988-92	1,744
Billy Shepherd, 1969-72	1,733

Rebounds	Total
Daryl Mason, 1971-74	961
Kameron Woods, 2011-15	956
Jeff Blue, 1961-64	953
Matt Howard, 2007-11	884
Roosevelt Jones 2011-16	814
Darren Fowlkes, 1985-89	748
Lynn Mitchem, 1979-83	742
Mike Marshall, 1996-00	722
Jon Neuhouser, 1994-98	719
Joel Cornette, 1999-03	712

Assists	Total
Thomas Jackson, 1998-02	540
Ronald Nored, 2008-12	497
Tim Bowen, 1989-93	471
Roosevelt Jones, 2011-16	464
Jeff Rogers, 1994-98	457
Darrin Fitzgerald, 1983-87	411
Aaron Thompson, 2017-	386
Kamar Baldwin, 2016-20	364
Shelvin Mack, 2008-11	357
Avery Sheets, 2002-06	323
Mike Green, 2006-08	316
A.J. Green, 2004-08	316

Steals	Total
Thomas Jackson, 1998-02	207
Ronald Nored, 2008-12	207
Alex Barlow, 2011-15	187
A.J. Graves, 2004-08	183
Darren Fowlkes, 1985-89	176
Tim Bowen, (1989-93)	159
Darrin Fitzgerald, 1983-87	156
Rylan Hainje, 1998-02	153
Roosevelt Jones, 2011-16	147
Jermaine Guice, 1990-94	146

Blocked Shots	Total
Rolf van Rijn, 1994-98	203
Kamar Baldwin, 2016-20	194
Joel Cornette, 1999-03	144
Matt Howard, 2007-11	131
Kameron Woods, 2011-15	125
Tyler Wideman, 2014-18	104
J.P. Brens, 1989-93	100
Darren Fowlkes, 1985-89	82
Mike Miller, 1978-81	76
Brandon Polk, 2004-06	73

Connecticut



R.J. Cole



QUICK FACTS

Location: Storrs, Conn.
Enrollment: 32,669
Founded: 1881
Nickname: Huskies
Colors: National Flag Blue and White
Home Court: Gampel Pavilion (10,167)

COACHING STAFF

Head Coach
 Dan Hurley (Seton Hall, '96)
 Office Phone: (860) 486-2720

Assistant Coaches
 Tom Moore (Boston U., '87)
 Kimani Young (UTEP, '98)
 Luke Murray (Fairfield, '07)

ADMINISTRATION

Interim President
 Dr. Andrew Agwunobi

Director of Athletics
 David Benedict
 Athletics Phone: (860) 486-2725

Asst. AD/Communications
 Phil Chardis
 Office Phone: (860) 486-3531
 Cell Phone: (860) 771-3314
 Email: philip.chardis@uconn.edu

2021-22 SCHEDULE

NOVEMBER	
9	Central Connecticut (FS1)..... 6:30
13	Coppin State (FS2)..... Noon
17	LIU (FS2)..... 6:30
20	Binghamton (FS2)..... Noon
<i>Battle 4 Atlantis</i>	
24	vs. Auburn (ESPN)..... 2:30
25	vs. Michigan St./Loyola-Chicago (ESPN/2)..... TBD
26	vs. TBD..... TBD
30	UMES (CBSSN)..... 7:00
DECEMBER	
4	Grambling State (FS2)..... 4:00
<i>BIG EAST-Big 12 Battle</i>	
8	at West Virginia (ESPN2)..... 7:00
<i>Never Forget Tribute Classic</i>	
11	vs. St. Bonaventure (ESPN2)..... 3:30
18	PROVIDENCE (FOX)..... 5:00
21	AT MARQUETTE (FS1)..... 9:00
28	AT XAVIER (FS1)..... 7:00
JANUARY	
1	BUTLER (FS1)..... 4:00
8	AT SETON HALL (FOX)..... Noon
12	ST. JOHN'S (FS1)..... 8:30
15	AT PROVIDENCE (FS1)..... 2:00
20	AT BUTLER (FS1)..... 9:00
25	GEORGETOWN (CBSSN)..... 8:30
29	AT DEPAUL (FS1)..... 6:30
FEBRUARY	
1	CREIGHTON (FS1)..... 6:30
5	AT VILLANOVA (FOX)..... Noon
8	MARQUETTE (FS1)..... 6:30
13	AT ST. JOHN'S (FOX)..... Noon
16	SETON HALL (CBSSN)..... 8:30
19	XAVIER (FOX)..... Noon
22	VILLANOVA (FS1)..... 8:00
27	AT GEORGETOWN (CBS)..... Noon
MARCH	
2	AT CREIGHTON (FS1)..... 8:30
5	DEPAUL (TBD)..... TBD

MSG Madison Square Garden; All times are Eastern.

The Big Picture

The Huskies lost standout guard James Bouknight early to the NBA, but coach Dan Hurley can point to an experienced nucleus and some heralded newcomers who should keep his team in a contender's role in 2021-22. Guards R.J. Cole and Tyrese Martin have been solid contributors and were double-figure scorers last year. Tyler Polley and Isaiah Whaley are effective forwards who have been through the wars. Sophomore forward Adama Sanogo may be one of the league's emerging stars. Add a highly-rated recruiting class and the Husky high hopes certainly appear justified. Hurley's teams always defend. Last year, they led the BIG EAST in scoring defense (65.5 ppg).

2021-22 ROSTER

No.	Name	Pos.	Ht.	Wt.	Yr.	Hometown/Previous School
11	Akok Akok	G	6-9	215	R-Jr.	Manchester, N.H./Putnam Academy (Ct.)
2	R.J. Cole	G	6-1	185	Gr.	Union, N.J./Howard U.
1	Rashool Diggins	G	6-2	240	Fr.	Philadelphia, Pa./Archbishop Wood
14	Corey Floyd, Jr.	G	6-3	210	Fr.	Franklin, N.J./Roselle Catholic
0	Jalen Gaffney	G	6-3	185	Jr.	Columbus, N.J./Westtown School (Pa.)
41	Matt Garry	G	6-5	193	Sr.	Southington, Conn./St. Paul Catholic
24	Jordan Hawkins	G	6-5	175	Fr.	Gaithersburg, Md./Dematha Catholic
20	Andrew Hurley	G	6-1	175	So.	Glastonbury, Conn./East Catholic
44	Andre Jackson	G	6-6	205	So.	Amsterdam, N.Y./Albany Academy
35	Samson Johnson	F	6-10	200	Fr.	Lome, Togo/The Patrick School (N.J.)
4	Tyrese Martin	G	6-6	215	Sr.	Allentown, Pa./Rhode Island
12	Tyler Polley	F	6-9	215	Gr.	Miramar, Fla./Sagemont
21	Adama Sanogo	F	6-9	240	So.	Bamako, Mali/The Patrick School (N.J.)
13	Richie Springs	F	6-9	225	R-So.	Brooklyn, N.Y./MacDuffie School (Mass.)
5	Isaiah Whaley	F	6-9	230	Gr.	Gastonia, S.C./Mt. Zion Prep (Md.)

Connecticut



HEAD COACH

DAN HURLEY

Hired at Connecticut: March 22, 2018.

Coaching File: Head coach, Rhode Island, 2012-18; Head coach, Wagner, 2010-12; Head coach, St. Benedict's HS (Newark, N.J.), 2001-10; Assistant coach, Rutgers, 1997-2001; Assistant coach, St. Anthony HS (Jersey City, N.J.), 1996-97.

Highlights: 2021 NCAA; 2018 NCAA (Second Round); 2018 Atlantic 10 Atlantic 10 Coach of the Year; 2016-17 NCAA (Second Round); 2017 Atlantic

10 Tournament Champions, 2015 NIT (Second Round). Compiled a 223-21 record while coaching at St. Benedict's H.S.

Playing File: Scored 1,070 points and had 437 assists in a four-year career at Seton Hall, playing for head coaches P.J. Carlesimo and George Blaney and helping the Pirates to three straight NCAA Tournaments and one NIT berth.

Education: B.A., Liberal Studies, Seton Hall, 1996.

Personal: Native of Jersey City, N.J. Birthdate: 1-16-73. He and his wife Andrea have two sons, Danny, and Andrew, a sophomore on the UConn team. Father is Bob Hurley, a legendary high school coach at St. Anthony (N.J.), who is a member of the Naismith Memorial Basketball Hall of Fame.

HURLEY'S RECORD

Career Record (11 years)	201-142 (.586)
UConn Record (three years)	50-37 (.575)
Rhode Island Record (six years)	113-82 (.579)
Wagner Record (two years)	38-23 (.623)

BIG EAST Regular Season Record (one year)	11-6 (.647)
BIG EAST Tournament Record (one year)	1-1 (.500)
BIG EAST Overall Record (one year)	12-7 (.632)

NCAA Record (three appearances)	2-3 (.400)
NIT Record (one appearance)	1-1 (.500)

YEAR-BY-YEAR

	<i>Overall</i>	<i>Conference</i>	<i>Conf. Tourn.</i>	<i>Postseason</i>
2010-11 Wagner	13-17	9-9/	3-1/2nd	---
2011-12 Wagner	25-6	15-3/	1-1	---
2012-13 Rhode Island	8-21	3-13/T8th	0-1	NIT 0-1
2013-14 Rhode Island	14-18	5-11		
2014-15 Rhode Island	23-10	13-5		
2015-16 Rhode Island	17-15	9-9		
2016-17 Rhode Island	25-10	13-5		NCAA 1-1
2017-18 Rhode Island	26-8	15-3/1st		NCAA 1-1
2018-19 Connecticut	16-17	6-12/T9th	1-1	
2019-20 Connecticut	19-12	10-8/T5th	---	---
2020-21 Connecticut	15-8	11-6/3rd	1-1	NCAA 0-1

BIG EAST REGULAR SEASON RESULTS

<i>Year</i>	<i>Won-Lost</i>	<i>Home</i>	<i>Away</i>	<i>Finish</i>	<i>Championship Seed</i>
1979-80	3-3	3-0	0-3	4th	#4
1980-81	8-6	5-2	3-4	T3rd	#5
1981-82	7-7	4-3	3-4	T5th	#6
1982-83	5-11	2-6	3-5	7th	#7
1983-84	5-11	2-6	3-5	T7th	#7
1984-85	6-10	4-4	2-6	7th	#7
1985-86	3-13	3-5	0-8	T8th	#8
1986-87	3-13	1-7	2-6	T8th	#9
1987-88	4-12	3-5	1-7	9th	#9
1988-89	6-10	5-3	1-7	T7th	#7
1989-90	12-4	7-1	5-3	T1st	#2
1990-91	9-7	5-3	4-4	T3rd	#3
1991-92	10-8	7-2	3-6	T5th	#6
1992-93	9-9	5-4	4-5	T4th	#4
1993-94	16-2	9-0	7-2	1st	#1
1994-95	16-2	8-1	8-1	1st	#1
1995-96	17-1	9-0	8-1	1st, BE6	#1
1996-97	7-11	3-6	4-5	6th, BE6	#11
1997-98	15-3	9-0	6-3	1st, BE6	#1
1998-99	16-2	7-2	9-0	1st	#1
1999-00	10-6	5-3	5-3	T4th	#4
2000-01	8-8	7-1	1-7	T3rd, East	#6, East
2001-02	13-3	8-0	5-3	1st, East	#1, East
2002-03	10-6	6-2	4-4	T1st, East	#2, East
2003-04	12-4	7-1	5-3	2nd	#2
2004-05	13-3	6-2	7-1	T1st	#2
2005-06	14-2	8-0	6-2	T1st	#1
2006-07	6-10	4-4	2-6	12th	#12
2007-08	13-5	8-1	5-4	4th	#4
2008-09	15-3	7-2	8-1	T2nd	#3
2009-10	7-11	5-4	2-7	T11th	#12
2010-11	9-9	5-4	4-5	T9th	#9
2011-12	8-10	5-4	3-6	T9th	#9
2012-13	10-8	4-5	6-3	T7th	--
2020-21	11-6	5-3	6-3	3rd	#3

REGULAR SEASON GAMES

Home Record: 191-96

Best Home Record: 9-0 in 1993-94, 1995-96 and 1997-98

Worst Home Record: 1-7 in 1986-87

Most Consecutive Home Wins: 14 over 1997-98/98-99 seasons

Most Consecutive Home Losses: 9 in 1985-86/86-87

Road Record: 145-143

Best Road Record: 9-0 in 1998-99

Worst Road Record: 0-8 in 1985-86

Most Consecutive Road Wins: 11 over 1997-98/98-99 seasons

Most Consecutive Road Losses: 9 over 1984-85/85-86 & 1987-88/88-89

Longest Winning Streak: 18 over 1993-94/94-95 seasons

Longest Losing Streak: 8 games over 1985-86/86-87 seasons

2020-21 RESULTS (15-8, 11-6 BIG EAST)

(HOME: 7-3/AWAY: 6-3/NEUTRAL: 2-2)

			Attendance	High Scorer/Rebounder
NOVEMBER				
25	Central Connecticut State	W, 81-55	0	Bouknight 20/Bouknight 8
28	Hartford	W, 69-57	0	Bouknight 18/Whaley 10
DECEMBER				
<i>Legends Classic, Mohegan Sun Arena</i>				
3	vs. USC	W, 61-58	0	Bouknight 18/Two with 7
20	CREIGHTON	L, 76-74 ot	0	Bouknight 40/Martin 10
30	DEPAUL	W, 82-61	0	Martin 22/Two with 10
JANUARY				
5	at MARQUETTE	W, 65-54	0	Polley 23/Whaley 13
9	at BUTLER	W, 72-60	1,879	Polley 19/Two with 7
11	at DEPAUL	W, 60-53	0	Martin 18/Two with 5
18	ST. JOHN'S	L, 74-70	0	Cole 18/Whaley 8
23	at CREIGHTON	L, 74-66	0	Cole 14/Two with 9
26	BUTLER	W, 63-51	0	Martin 20/Three with 6
FEBRUARY				
6	STON HALL	L, 80-73	0	Gaffney 20/Martin 6
10	at PROVIDENCE	L, 70-59	0	Cole 14/Martin 9
13	at XAVIER	W, 80-72	922	Cole 24/Whaley 10
16	PROVIDENCE	W, 73-61	0	Two with 18/Martin 7
20	at VILLANOVA	L, 68-60	0	Bouknight 21/Martin 11
23	at GEORGETOWN	W, 70-57	0	Bouknight 20/Bouknight 10
27	MARQUETTE	W, 80-62	0	Bouknight 24/Jackson 8
MARCH				
3	at SETON HALL	W, 69-58	1,756	Whaley 17/Whaley 10
6	GEORGETOWN	W, 98-82	0	Bouknight 21/Sanogo 10
11	vs. DEPAUL - BET	W, 94-60	824	Three with 14/Martin 10
12	vs. CREIGHTON - BET	L, 59-56	824	Bouknight 14/Bouknight 8
20	vs. Maryland - NCAA	L, 63-54		Bouknight 15/Martin 11

BET - BIG EAST Tournament | NCAA - NCAA Tournament

BIG EAST CHAMPIONSHIP RESULTS

(1980-2012; 2021)

vs.	Won	Lost
Boston College	2	1
Creighton	0	1
DePaul	3	0
Georgetown	6	2
Louisville	1	0
Notre Dame	2	0
Pittsburgh	4	3
Providence	2	2
Rutgers	1	0
St. John's	2	4
Seton hall	5	2
Syracuse	6	8
Villanova	2	3
W. Virginia	1	1
Total	37	27

CAREER LEADERS

Points	Total
Chris Smith, 1988-92	2,145-16.9
Richard Hamilton, 1996-99	2,036-19.8
Tony Hanson, 1973-77	1,990-17.9
Shabazz Napier, 2010-14	1,959-13.7
Ray Allen, 1993-96	1,922-19.0
Corny Thompson, 1978-82	1,810-15.9
Ben Gordon, 2001-04	1,795-16.9
Ryan Boatwright, 2011-15	1,786-14.0
Kemba Walker, 2008-11	1,783-16.1
Jalen Adams, 2015-19	1,706-13.8

Rebounds	Total
Art Quimby, 1951-55	1,716-21.4
Toby Kimball, 1962-65	1,324-17.9
Jeff Adrien, 2005-09	1,126-8.5
Emeka Okafor, 2001-04	1,091-10.6
John Thomas, 1972-76	1,023-11.2
Corny Thompson, 1978-82	1,017-8.9
Bill Corley, 1965-68	986-13.7
Kevin Freeman, 1996-00	913-6.5
Jake Voskuhl, 1996-00	880-6.4
Hasheem Thabeet, 2006-09	847-8.5

Assists	Total
Taliek Brown, 2000-04	722
Tate George, 1986-90	677
Shabazz Napier, 2010-14	646
Kevin Ollie, 1991-95	619
Doron Sheffer, 1993-96	559
Karl Hobbs, 1980-84	534
Jalen Adams, 2015-19	511
Marcus Williams, 2003-06	510
Ricky Moore, 1995-99	510

Steals	Total
Scott Burrell, 1989-93	310
Shabazz Napier, 2010-14	251
Tate George, 1986-90	201
Doron Sheffer, 1993-96	194
Chris Smith, 1988-92	193
Jerome Dyson, 2006-10	188
Khalid El-Amin, 1997-00	186

Blocked Shots	Total
Emeka Okafor, 2001-04	441
Hasheem Thabeet, 2006-09	417
Amida Brimah, 2013-17	367
Donyell Marshall, 1991-94	245
Josh Boone, 2003-06	222
Jake Voskuhl, 1996-00	193
Hilton Armstrong, 2002-06	191
Travis Knight, 1992-96	179

Creighton



Shereef Mitchell



QUICK FACTS

Location: Omaha, Neb.
Enrollment: 8,770
Founded: 1878
Nickname: Bluejays
Colors: Blue and White
Home Court: CHI Health Center (17,390)

COACHING STAFF

Head Coach
 Greg McDermott (Northern Iowa '88)
 Office Phone: (402) 280-1795

Assistant Coaches
 Alan Huss (Creighton '02)
 Ryan Miller (Northern State '00)
 Jalen Courtney-Williams (Morehead St. '15)

ADMINISTRATION

President
 Rev. Daniel Hendrickson, S.J., Ph.D.

Director of Athletics
 Marcus Blossom
 Athletics Phone: (402) 280-2720

Sports Information Director
 Rob Anderson
 Office Phone: (402) 280-5544
 Cell Phone: (402) 660-5854
 Email: randerson@creighton.edu

2021-22 SCHEDULE

NOVEMBER

9	Arkansas Pine-Bluff (FS1)	8:00
11	Kennesaw State (FS1)	8:30
<i>Gavitt Tipoff Games</i>		
16	at Nebraska (FS1)	7:00
<i>Paradise Jam</i>		
19	vs. Brown (ESPN3)	3:15
20	vs. TBD (ESPN3)	TBD
21	vs. TBD (ESPN3)	TBD
27	SIU Edwardsville (FS2)	6:00
30	North Dakota St. (FS2)	9:00

DECEMBER
BIG EAST/Big 12

4	Iowa State (FS1)	9:00
11	vs. BYU	TBD
14	Arizona State (FS1)	8:00
17	VILLANOVA (FS1)	8:00
20	AT DEPAUL (FS1)	6:30
28	GEORGETOWN (FS1)	9:00

JANUARY

1	AT MARQUETTE (FS1)	Noon
5	AT VILLANOVA (FS1)	8:30
11	PROVIDENCE (FS1)	9:00
15	AT XAVIER (FOX)	Noon
19	ST. JOHN'S (FS1)	7:00
22	DEPAUL (CBSSN)	5:30
26	AT BUTLER (FS2)	7:30
29	XAVIER (FS1)	2:00

FEBRUARY

1	AT UCONN (FS1)	6:30
4	AT SETON HALL (FS1)	7:00
8	BUTLER (CBSSN)	9:00
12	AT GEORGETOWN (FS1)	Noon
20	MARQUETTE (FS1)	3:00
23	AT ST. JOHN'S (FS1)	6:30
26	AT PROVIDENCE (FS1)	8:30

MARCH

2	UCONN (FS1)	8:30
5	SETON HALL (TBD)	TBD

All times are Eastern.

The Big Picture

Last year's season ended in the Sweet 16 round of the NCAA Tournament and a No. 19 ranking in the final AP poll. This year's accomplishments will come with a completely new starting lineup, but there are some solid performers from last year ready to accept larger roles. The highest-rated recruiting class in program history will take aim on some available playing time. Center Ryan Kalkbrenner, wing Alex O'Connell and guard Shereef Mitchell are the most experienced returnees. Forward Arthur Kaluma and guard Ryan Nembhard may be the leaders among a talented group of newcomers.

2021-22 ROSTER

No.	Name	Pos.	Ht.	Wt.	Yr.	Hometown/Previous School
23	Trey Alexander	G	6-4	185	Fr.	Oklahoma City, Okla./Heritage
21	Rati Andronikashvili	G	6-4	186	Fr.	Tbilisi, Georgia/35 Sajaro Skoka
15	John Christofilis	G	6-3	196	Fr.	Seattle, Wash./O'Dea
22	Devin Davis	G	6-0	180	So.	Chicago, Ill./Westinghouse Prep
1	KeyShawn Feazell	F	6-9	230	Sr.	New Hebron, Miss./McNeese U.
44	Ryan Hawkins	F	6-7	222	Sr.	Atlantic, Iowa/NW Missouri State
11	Ryan Kalkbrenner	C	7-1	256	So.	St. Louis, Mo./Trinity Catholic
24	Arthur Kaluma	F	6-7	220	Fr.	Boston, Mass./Dream City (Ariz.)
55	Modestas Kancleris	F	6-9	208	Fr.	Kaunas, Lithuania/Varpas Gimnazija
13	Mason Miller	F	6-8	187	Fr.	Germantown, Tenn./Houston
4	Shereef Mitchell	G	6-0	174	Jr.	Omaha, Neb./Sunrise Christian Acad.
2	Ryan Nembhard	G	6-0	167	Fr.	Aurora, Ontario/Montverde (Fla.)
5	Alex O'Connell	G	6-6	185	Sr.	Roswell, Ga./Duke
14	Sami Osmani	G	6-4	196	So.	Oak Lawn, Ill./Oak Lawn
10	Zander Yates	F	6-7	206	Fr.	Germantown, Tenn./Houston

Creighton



HEAD COACH

GREG MCDERMOTT

Hired at Creighton: April 27, 2010

Coaching File: Head coach, Iowa State, 2006-10; Head coach, Northern Iowa, 2001-06; Head coach, North Dakota State, 2000-01; Head coach, Wayne State (Neb.), 1994-2000; Assistant coach, North Dakota, 1989-94.

Highlights: 2021 NCAA (Sweet 16); BIG EAST Coach of the Year 2019-20; 2019 NIT Quarterfinals; 2018 NCAA;

2017 NCAA; 2016 NIT Quarterfinals; 2014 NCAA Tournament; 2012-13 MVC Coach of the Year and NABC District 16 Coach of the Year; His Creighton team tied a school record for wins with a 29-6 mark. His 2005-06 Northern Iowa team earned an AP ranking for the first time in school history; Was '99-00 Northern Sun Coach of the Year; Two of his teams were inducted into the school's Hall of Fame. He was inducted into the Wayne State Hall of Fame in 2006.

Collegiate File: Was a 1,000-point scorer and a four-year letterman as a center at Northern Iowa ('88).

Professional File: Played in Switzerland in 1988-89.

Education: B.A., (1988), Northern Iowa. Master's degree (1994) from the U.S. Sports Academy.

Personal: Native of Cascade, Iowa; Birthdate 11-25-64. He and his wife Theresa have three children: Nick, Doug and Sydney. Doug is a former BIG EAST Player of the Year and plays for the San Antonio Spurs.

MCDERMOTT'S RECORD

Career Record (27 years).....	533-320 (.625)
Creighton Record (11 years).....	253-125 (.669)
Iowa State (four years)	59-68 (.465)
Northern Iowa (five years).....	90-63 (.588)
North Dakota State (one year)	15-11 (.577)
Wayne State (six years)	116-53 (.686)

BIG EAST Regular Season Record (eight years).....	83-63 (.568)
BIG EAST Tournament Record (seven years)	7-7 (.500)
BIG EAST Overall Record (eight years).....	90-70 (.563)

NCAA Record (nine appearances)	5-9 (.357)
NIT Record (two appearances).....	4-2 (.667)
CBI Record (one appearance).....	4-2 (.667)

YEAR-BY-YEAR

		Overall	Conference	Conf. Tour.	Postseason
1994-95	Wayne State	14-13	—	—	—
1995-96	Wayne State	12-15	—	—	—
1996-97	Wayne State	21-7	—	—	—
1997-98	Wayne State	20-7	—	—	—
1998-99	Wayne State	23-5	—	—	NCAA DII
1999-00	Wayne State	26-6	—	—	NCAA DII
2000-01	North Dakota State	15-11	7-11	—	—
2001-02	Northern Iowa	14-15	8-10/7th	1-1	—
2002-03	Northern Iowa	11-17	7-11/7th	0-1	—
2003-04	Northern Iowa	21-10	12-6/T2nd	3-0/1st	NCAA 0-1
2004-05	Northern Iowa	21-11	11-7/T3rd	0-1	NCAA 0-1
2005-06	Northern Iowa	23-10	11-7/t5th	1-1	NCAA 0-1
2006-07	Iowa State	15-16	6-10/T7th	0-1	—
2007-08	Iowa State	14-18	4-12/11th	0-1	—
2008-09	Iowa State	15-17	4-12/10th	0-1	—
2009-10	Iowa State	15-17	4-12/T9th	0-1	—
2010-11	Creighton	23-16	10-8/T4th	1-1	CBI 4-2/2nd
2011-12	Creighton	29-6	14-4/2nd	3-0/1st	NCAA 1-1
2012-13	Creighton	28-8	13-5/1st	3-0/1st	NCAA 1-1
2013-14	Creighton	27-8	14-4/2nd	2-1/2nd	NCAA 1-1
2014-15	Creighton	14-19	4-14/T9th	1-1	—
2015-16	Creighton	20-15	9-9/6th	0-1	NIT 2-1
2016-17	Creighton	25-10	10-8/T3rd	2-1	NCAA 0-1
2017-18	Creighton	21-12	10-8/T3rd	0-1	NCAA 0-1
2018-19	Creighton	20-15	9-9/T3rd	0-1	NIT 2-1
2019-20	Creighton	24-7	13-5/T1st	---	---
2020-21	Creighton	22-8	14-6/2nd	2-1	NCAA 2-1

BIG EAST REGULAR SEASON RESULTS

Year	Won-Lost	Home	Away	Finish	Championship Seed
2013-14	14-4	9-0	5-4	2nd (tie)	#2
2014-15	4-14	2-7	2-7	9th (tie)	#10
2015-16	9-9	5-4	4-5	6th	#6
2016-17	10-8	5-4	5-4	3rd (tie)	#6
2017-18	10-8	7-2	3-6	3rd (tie)	#4
2018-19	9-9	5-4	4-5	3rd (tie)	#5
2019-20	13-5	8-1	5-4	1st (tie)	#1
2020-21	14-6	7-3	7-3	2nd	#2

BIG EAST CHAMPIONSHIP RESULTS (2013-21)

vs.	Won	Lost
Butler	1	0
Connecticut	1	0
DePaul	2	0
Georgetown	0	2
Providence	1	2
Seton Hall	0	1
Villanova	0	1
Xavier	2	1
Total	7	7

REGULAR SEASON GAMES

Home Record: 48-25

Best Home Record: 9-0 in 2013-14

Worst Home Record: 2-7 in 2014-15

Most Consecutive Home Wins: 9 in 2013-14

Most Consecutive Home Losses: 3 twice in 2014-15

Road Record: 35-38

Best Road Record: 7-3 in 2020-21

Worst Road Record: 2-7 in 2013

Most Consecutive Road Wins: 4 in 2020-21

Most Consecutive Road Losses: 5 in 2014-15

Longest Winning Streak: 6 in 2020-21

Longest Losing Streak: 8 games in 2014-15

2020-21 RESULTS (22-9, 14-6 BIG EAST)

(HOME: 11-3/AWAY: 7-4/NEUTRAL: 4-2)

			Attendance	High Scorer/Rebounder
NOVEMBER				
29	North Dakota State	W, 69-58	252	Bishop 16/Ballock 7
DECEMBER				
1	Nebraska-Omaha	W, 94-67	251	Bishop 18/Bishop 8
4	Kennesaw State	W, 93-58	201	Two with 14/Jones 7
8 at	Kansas	L, 73-72	2,500	Mahoney 19/Bishop 9
11	Nebraska	W, 98-74	254	Zegarowski 22/Kalkbrenner 8
14	MARQUETTE	L, 89-84	255	Ballock 26/Two with 6
17 at	ST. JOHN'S	W, 94-76	0	Zegarowski 20/Two with 10
20 at	CONNECTICUT	W, 76-74 ot	0	Bishop 19/Mahoney 13
23	XAVIER	W, 66-61	1,673	Two with 13/Bishop 7
JANUARY				
2 at	PROVIDENCE	W, 67-65	0	Zegarowski 20/Jefferson 8
6	SETON HALL	W, 89-53	1,689	Jefferson 19/Kalkbrenner 7
9	ST. JOHN'S	W, 97-79	1,777	Mahoney 24/Two with 6
16 at	BUTLER	L, 70-66 ot	1,693	Mahoney 29/Two with 7
20	PROVIDENCE	L, 74-70	1,731	Jefferson 26/Kalkbrenner 5
23	CONNECTICUT	W, 74-66	1,839	Mahoney 20/Jefferson 5
27 at	SETON HALL	W, 85-81	0	Ballock 29/Mahoney 7
30 at	DEPAUL	W, 69-62	0	Zegarowski 19/Two with 6
FEBRUARY				
3	GEORGETOWN	L, 86-79	0	Mahoney 22/Bishop 10
6 at	MARQUETTE	W, 71-68	0	Bishop 14/Two with 8
9 at	GEORGETOWN	W, 63-48	0	Bishop 17/Bishop 9
13	VILLANOVA	W, 86-70	2,544	Zegarowski 25/Two with 10
24	DEPAUL	W, 77-53	1,936	Three with 13/Kalkbrenner 7
27 at	XAVIER	L, 77-69	922	Jefferson 19/Jefferson 8
MARCH				
3 at	VILLANOVA	L, 72-60	0	Ballock 14/Jefferson 8
6	BUTLER	W, 93-73	2,419	Zegarowski 32/Bishop 10
11 vs.	BUTLER - BET	W, 87-56	824	Zegarowski 18/Three with 4
12 vs.	CONNECTICUT - BET	W, 59-56	824	Jefferson 14/Jefferson 12
13 vs.	GEORGETOWN - BET	L, 73-48	824	Zegarowski 17/Ballock 5
20 vs.	UC-Santa Barbara - NCAA	W, 63-62		Zegarowski 17/Bishop 11
22 vs.	Ohio - NCAA	W, 72-58		Zegarowski 20/Bishop 15
28 vs.	Gonzaga - NCAA	L, 83-65		Zegarowski 19/Three with 5

BET - BIG EAST Tournament | NCAA - NCAA Tournament

CAREER LEADERS

Points	Total-Avg.
Doug McDermott, 2010-14	3,150
Rodney Buford, 1995-99	2,116
Bob Harstad, 1987-91	2,110
Chad Gallagher, 1987-91	1,983
Bob Portman, 1966-69	1,876
Kyle Korver, 1999-03	1,801
Nate Funk, 2002-07	1,754
Rick Apke, 1974-78	1,682
Paul Silas, 1961-64	1,661
Vernon Moore, 1981-85	1,654

Rebounds	Total-Avg.
Paul Silas, 1961-64	1,751
Bob Harstad, 1987-91	1,126
Doug McDermott, 2010-14	1,088
Benoit Benjamin, 1982-85	1,005
Bob Portman, 1966-69	979
Chad Gallagher, 1987-91	891
Kenny Lawson, Jr., 2006-11	762
Rodney Buford, 1995-99	716
Rick Apke, 1974-78	709
Wally Anderzunas, 1965-67, 68-69	696

Assists	Total
Ryan Sears, 1997-01	570
Ralph Bobik, 1971-74	549
Antoine Young, 2008-12	505
Grant Gibbs, 2011-14	498
Austin Chatman, 2011-15	493
Randy Eccker, 1974-78	458
Tyler McKinney, 2001-05	430
Vernon Moore, 1981-85	418
Maurice Watson Jr., 2015-17	391
Marcus Zegarowski, 2018-21	389

Steals	Total
Ryan Sears, 1997-01	283
Josh Dotzler, 2005-09	196
Rodney Buford, 1995-99	195
Duan Cole, 1987-92	186
Kyle Korver, 1999-03	172
Johnny Mathies, 2003-06	157
Latrell Wrightsell, 1998-02	154
Vernon Moore, 1981-85	150
Ben Walker, 1997-01	148
Khyri Thomas, 2015-18	141

Blocked Shots	Total
Benoit Benjamin, 1982-85	411
Chad Gallagher, 1987-91	183
Gregory Echenique, 2010-13	174
Kenny Lawson, Jr., 2006-11	153
Brody Deren, 2001-04	138
Anthony Tolliver, 2003-07	136
Doug Swenson, 1997-99	109
Joe Dabbert, 2000-04	104
Christian Bishop, 2018-21	82
Adam Reid, 1994-97	79



Javon Freeman-Liberty



QUICK FACTS

Location: Chicago, Ill.
Enrollment: 22,437
Founded: 1898
Nickname: Blue Demons
Colors: Royal Blue and Scarlet
Home Court: Wintrust Arena (10,387)

COACHING STAFF

Head Coach
 Tony Stubblefield (Nebraska-Omaha '95)
 Office Phone: (773) 325-7521

Assistant Coaches

Paris Parham (Minnesota State '95)
 Bino Ranson (Southern New Hampshire '99)
 Steve Thomas (Rowan '06)

ADMINISTRATION

President

A. Gabriel Esteban, Ph.D.

Director of Athletics

DeWayne Peevy
 Athletics Phone: (773) 325-7504

Director of Athletic

Communications
 Greg Greenwell
 Office Phone: (773) 325-7546
 Cell Phone: (773) 343-3722
 Email: ggreenwe@depaul.edu

2021-22 SCHEDULE

NOVEMBER

10	Coppin State (FS1)	9:00
13	Central Michigan (FS1)	6:00
<i>Gavitt Tipoff Games</i>		
18	vs. Rutgers (FS1)	8:30
20	Western Illinois (FS2)	8:00
26	Northern Kentucky (FS2)	5:00
28	Eastern Michigan (FS1)	2:00

DECEMBER

4	Loyola-Chicago (FS1)	4:00
7	Duquesne (FS1)	8:30
10	at Louisville (ESPN??)	TBD
14	at Illinois-Chicago - FS1/???	8:00
18	at Northwestern (BTN)	3:00
20	CREIGHTON (FS1)	6:30
23	SETON HALL (FS1)	8:30
29	AT BUTLER (FS1)	5:00

JANUARY

1	PROVIDENCE (FS1)	2:00
5	AT ST. JOHN'S (FS1)	6:30
8	VILLANOVA (FS1)	Noon/2:00/4:00
11	AT MARQUETTE (FS1)	7:00
19	XAVIER (FS1)	9:00
22	AT CREIGHTON (CBSSN)	5:30
25	AT VILLANOVA (FS1)	5:00
29	UCONN (FS1)	6:30

FEBRUARY

5	AT XAVIER (FS1)	2:00
9	GEORGETOWN (FS1)	9:00
12	AT PROVIDENCE (FS1)	6:30
15	BUTLER (FS1)	9:00
19	AT SETON HALL (FS1)	8:00
24	AT GEORGETOWN (CBSSN)	8:00
27	ST. JOHN'S (FS1)	5:00

MARCH

2	MARQUETTE (CBSSN)	9:00
5	AT UCONN (FOX/FS1)	TBD

All times are Eastern.

The Big Picture

New coach Tony Stubblefield wants to play an up tempo style and take advantage of his team's length and size. The Blue Demons have plenty of new faces, but returnee Javon Freeman-Liberty proved quickly to be a quality wing last year and big man Nick Ongenda made strides as a frontcourt force. SMU transfer Yor Anei will help Ongenda as a rim protector. Forward Brandon Johnson, a Minnesota transfer, should help right away. A group of four guards, Kansas transfer Tyon Grant-Foster, Oregon transfer Jalen Terry, junior college transfer Philmon Gebrewhit and freshman Ahamad Bynum figure to get long looks.

2021-22 ROSTER

No.	Name	Pos.	Ht.	Wt.	Yr.	Hometown/Previous School
10	Yor Anei	F	6-10	220	Sr.	Overland Park, Kan./SMU
12	Ahamad Bynum	G	6-3	180	Fr.	Chicago, Ill./Simeon
20	Brendan Favre	G	6-5	170	Sr.	Vevey, Switzerland/IMG Acad. (Fla.)
4	Javon Freeman-Liberty	G	6-4	180	Sr.	Chicago, Ill./Valparaiso
5	Philmon Gebrewhit	G	6-7	190	Jr.	Boston, Mass./S. Plains Texas JC
13	Tyon Grant-Foster	G	6-7	205	Sr.	Kansas City, Kan./U. of Kansas
35	Brandon Johnson	F	6-8	220	Gr.	Chicago, Ill./U. Minnesota
32	David Jones	F	6-6	195	So.	Santo Domingo, D.R./Teas Valley (W.Va.)
23	Courvoisier McCauley	G	6-5	211	Sr.	Indianapolis, Ind./Lincoln-Memorial (Tenn.)
55	Shaheed Medlock	G	6-5	196	Gr.	Chicago, Ill./Georgia Tech
14	Nick Ongenda	C	6-11	210	Jr.	Mississauga, Ont./SW Christian Acad. (Ark.)
3	Jalen Terry	G	6-0	165	So.	Flint, Mich./Oregon
30	Max Williams	G	6-2	190	So.	Chicago, Ill./IMG Academy (Fla.)



HEAD COACH
TONY STUBBLEFIELD
Hired at DePaul: April 6, 2021

Coaching File: Assistant coach, Oregon, 2010-21; Assistant coach, Cincinnati, 2006-10; Assistant coach, New Mexico State 2000-06 (interim head coach in 2004-05); Assistant coach, UT-Arlington, 1996-00; Assistant coach, UT-San Antonio (1995-96); Student assistant, Nebraska-Omaha, 1992-95.

Highlights: At Oregon, helped the Ducks to 10 postseason bids in 11 seasons, including eight NCAA Tournament appearances and the 2017 Final Four. Helped assemble five Oregon recruiting classes that were ranked among the top 12 nationally. At New Mexico State, served as interim head coach for the 2004-05 season due to health issues for head coach Lou Henson. Attracted three top 100 rated players, including one McDonald's All-American.

Collegiate File: Played two years and served as a student assistant coach at Nebraska-Omaha. Transferred to UNO after playing two seasons at Clinton (Iowa) Community College.

Education: B.S., Nebraska-Omaha, 1995

Personal: A native of Clinton, Iowa, Tony has two daughters, Arianna Jo Magana and Talaysia Tanne, who has a son A.J. Tony's fiancée is Stefane Davis, who has a son Maddox.

STUBBLEFIELD'S RECORD

First Year as Head Coach

REGULAR SEASON GAMES

Home Record: 34-107
Best Home Record: 6-2 in 2006-07
Worst Home Record: 0-9 in 2008-09
Most Consecutive Home Wins: 5 in 2006-07
Most Consecutive Home Losses: 15, 2008-09 through 2009-10 and 2009-10 through 2010-11
Road Record: 23-117
Best Road Record: 3-5 in 2006-07
Worst Road Record: 0-9 in 2008-09, 2009-10, 2019-20
Most Consecutive Road Wins: 2 in 2005-06
Most Consecutive Road Losses: 19 over 2007-08 and 2009-10
Longest Winning Streak: 3 games in 2006-07 and 2014-15
Longest Losing Streak: 30, 2007-08 through 2010-11

BIG EAST REGULAR SEASON RESULTS

Year	Won-Lost	Home	Away	Finish	Championship Seed
2005-06	5-11	3-5	2-6	T-13th	DNQ
2006-07	9-7	6-2	3-5	T-7th	#8
2007-08	6-12	4-5	2-7	T-12th	DNQ
2008-09	0-18	0-9	0-9	16th	#16
2009-10	1-17	1-8	0-9	16th	#16
2010-11	1-17	0-9	1-8	16th	#16
2011-12	3-15	2-7	1-8	16th	#16
2012-13	2-16	1-8	1-8	16th	#14
2013-14	3-15	2-7	1-8	10th	#10
2014-15	6-12	4-5	2-7	T-7th	#7
2015-16	3-15	2-7	1-8	9th	#9
2016-17	2-16	1-8	1-8	10th	#10
2017-18	4-14	1-8	3-6	T-9th	#10
2018-19	7-11	4-5	3-6	T-8th	#10
2019-20	3-15	3-6	0-9	10th	#10
2020-21	2-13	0-8	2-5	11th	#11

BIG EAST CHAMPIONSHIP RESULTS (2006-21)

vs.	Won	Lost
Cincinnati	1	0
Connecticut	0	3
Creighton	0	2
Georgetown	1	1
Marquette	0	1
Providence	1	1
Rutgers	0	1
St. John's	0	1
USF	0	1
Syracuse	0	0
Villanova	0	1
Xavier	1	1
Total	4	13

2020-21 RESULTS (5-14, 2-13 BIG EAST)

(HOME: 2-8/AWAY: 2-5/NEUTRAL: 1-1)

				Attendance	High Scorer/Rebounder
DECEMBER					
23		Western Illinois	W, 91-72	0	Moore 22/Freeman-Liberty 8
27	at	PROVIDENCE	L, 95-90 2ot	0	Weems 21/Weems 19
30	at	CONNECTICUT	L, 82-61	0	Hall 14/Two with 8
JANUARY					
9		SETON HALL	L, 76-68	0	Freeman-Liberty 22/Weems 8
11		CONNECTICUT	L, 60-53	0	Hall 10/Three with 7
13	at	GEORGETOWN	ppd.		
16		Valparaiso	W, 77-58	0	Weems 20/Hall 10
19		BUTLER	L, 67-53	0	Elvis 12/Paulicap 8
23	at	MARQUETTE	W, 68-61	0	Moore 21/Hall 7
27		ST. JOHN'S	L, 81-68	0	Moore 21/Paulicap 16
30		CREIGHTON	L, 69-62	0	Salnave 21/Freeman-Liberty 8
FEBRUARY					
6	at	BUTLER	L, 68-58	1,715	Freeman-Liberty 26/ Freeman-Liberty 8
13		PROVIDENCE	L, 57-47	0	Jones 10/Ongenda 11
17	at	SETON HALL	L, 60-52	0	Paulicap 15/Paulicap 10
20	at	ST. JOHN'S	W, 88-83	0	Moore 24/Paulicap 9
24	at	CREIGHTON	L, 77-53	1,936	Two with 9/Two with 7
27		GEORGETOWN	L, 68-60	0	Moore 22/Paulicap 5
MARCH					
2		MARQUETTE	L, 77-71	0	Paulicap 20/Weems 10
10	vs.	PROVIDENCE - BET	W, 70-62	824	Two with 21/Paulicap 8
11	vs.	CONNECTICUT - BET	L, 94-60	824	Freeman-Liberty 19/Moore 6

BET - BIG EAST Tournament

CAREER LEADERS

Points	Total-Avg.
Mark Aguirre, 1978-81	2182-24.5
David Booth, 1988-92	1933-15.5
Brandon Young, 2010-14	1899-15.1
Dave Corzine, 1974-78	1896-17.0
George Mikan, 1942-46	1870-19.1
Tom Kleinschmidt, 1991-95	1837-16.3
Cleveland Melvin, 2010-14	1792-16.3
Stephen Howard, 1988-92	1691-12.7
Eli Cain, 2015-19	1642 - 12.7
Billy Garrett Jr., 2013-17	1632-13.1

Rebounds	Total-Avg.
Dave Corzine, 1974-78	1151-10.4
M.C. Thompson, 1960-63	972-13.7
Tyrone Corbin, 1981-85	893-7.4
Ken Warzynski, 1967-70	890-11.6
Stephen Howard, 1988-92	883-7.0
Errol Palmer, 1964-67	874-11.7
Terry Cummings, 1979-82	857-10.0
Andre Brown, 2000-04	855-8.0
Stanley Brundy, 1985-89	835-7.5
Curtis Watkins, 1975-79	810-7.0

Assists	Total
Kenny Patterson, 1981-85	669
Clyde Bradshaw, 1977-81	606
Rod Strickland, 1985-88	557
Brandon Young, 2010-14	521
Terence Greene, 1985-89	449
Rashon Burno, 1998-02	439
Billy Garrett Jr., 2013-17	432
Eli Cain, 2015-19	405
Sammy Mejia, 2003-07	396
Tom Kleinschmidt, 1991-95	386

Steals	Total
Kenny Patterson, 1981-85	280
Rod Strickland, 1985-88	204
Rashon Burno, 1998-02	201
Brandon Young, 2010-14	188
Stanley Brundy, 1985-89	167
David Booth, 1988-92	165
Willie Coleman, 1997-98	152
Jeremiah Kelly, 2008-12	152
Will Walker, 2006-10	152
Peter Patton, 1992-96	149

Blocked Shots	Total
Dallas Comegys, 1983-87	297
George Mikan, 1942-46	154
Paul Reed, 2017-20	142
Cleveland Melvin, 2010-14	131
Steve Hunter, 1999-01	128
Jeff Stern, 1990-92	121
Stanley Brundy, 1985-89	118
David Booth, 1988-92	113
Walter Downing, 1981-83	105
Bryant Bowden, 1992-96	100

Georgetown



Dante Harris



QUICK FACTS

Location: Washington, D.C.
Enrollment: 7,463
Founded: 1789
Nickname: Hoyas
Colors: Blue and Gray
Home Court:
 Capital One Arena (20,600)

COACHING STAFF

Head Coach
 Patrick Ewing (Georgetown '85)
 Office Phone: (202) 687-2374

Assistant Coaches
 Louis Orr (Syracuse '80)
 Robert Kirby (Pan American '83)
 Akbar Waheed (Niagara '99)

ADMINISTRATION

President
 John J. DeGioia, Ph.D.

Director of Athletics
 Lee Reed
 Athletics Phone: (202) 687-2435

**Director of Communications/
 Creative Services**

Diana Pulupa
 Office Phone: (202) 687-6564
 Cell Phone: (301) 758-5454
 Email: dlp24@georgetown.edu

2021-22 SCHEDULE

NOVEMBER
 13 Dartmouth (FS2) 2:00
 16 American (FS2) 8:30
 20 Siena (FS2) 6:30
Wooden Legacy, Anaheim, Calif.
 25 vs. San Diego State (ESPN2) 11:30
 26 vs. USC/Saint Joseph's 9:00
 30 Longwood (FS2) 7:00

DECEMBER
 5 at South Carolina (SECN) 2:00
 8 UMBC (FS1) 8:30
 11 Syracuse (FOX) Noon
 15 Howard (FS1) 6:30
BIG EAST-Big 12 Battle
 18 TCU (FS1) 2:00
 22 PROVIDENCE (FS1) 6:30
 28 AT CREIGHTON (FS1) 9:00

JANUARY
 1 ST. JOHN'S (CBSSN) Noon
 4 XAVIER (FS1) 7:00
 7 MARQUETTE (FS1) 6:30
 13 BUTLER (FS1) 7:00
 16 AT ST. JOHN'S^{MSG} (FOX) Noon/4:30
 22 VILLANOVA (FOX) Noon
 25 AT UCONN (CBSSN) 8:30
 29 AT BUTLER (FS1) Noon

FEBRUARY
 1 SETON HALL (FS1) 8:30
 6 PROVIDENCE (FS1) Noon
 9 AT DEPAUL (FS1) 9:00
 12 CREIGHTON (FS1) Noon
 16 AT MARQUETTE (FS2) 8:00
 19 AT VILLANOVA (FOX) 5:00
 24 DEPAUL (CBSSN) 8:00
 27 UCONN (CBS) Noon

MARCH
 2 AT SETON HALL (CBSSN) 7:00
 5 AT XAVIER (TBD) TBD

^{MSG} Madison Square Garden; All times are Eastern.

The Big Picture

The Hoyas stunned just about everyone after they won last year's BIG EAST Tournament as the No. 8 seed for their first tourney crown since 2007. Freshman guard Dante Harris won the Dave Gavitt Trophy as the Most Outstanding Player. The Hoyas will be aiming for more regular-season success this year starting with a strong backcourt of Harris and Donald Carey. Junior center Timothy Igboefe has shown potential in the frontcourt. Guard Aminu Mohammed and center Ryan Mutombo lead a strong freshman class.

2021-22 ROSTER

No.	Name	Pos.	Ht.	Wt.	Yr.	Hometown /Previous School
10	Chuma Azinge	G	6-3	183	Jr.	San Marino, Calif./Choate Rosemary
3	Tyler Beard	G	6-2	180	Fr.	Chicago, Ill./Hargrave School
4	Jalin Billingsley	F	6-8	225	Fr.	Cleveland, Ohio/Lutheran East
13	Donald Carey	G	6-5	187	Gr.	Upper Marlboro, Md./Siena
24	Kobe Clark	F	6-4	180	So.	St. Louis, Mo./Vashon
2	Dante Harris	G	6-0	170	So.	Washington, D.C./Lakeway Christian Acad. (Tenn.)
23	Collin Holloway	F	6-6	220	So.	Baton Rouge, La./Port Allen
5	Timothy Igboefe	C	7-0	250	Jr.	Lagos, Nigeria/NBA Academy Africa
0	Aminu Mohammed	G	6-5	210	Fr.	Temple Hills, Md./Greenwood Lab. School [Mo.]
55	Victor Muresan	F	6-10	190	So.	Potomac, Md./Georgetown Day School
21	Ryan Mutombo	C	7-2	252	Fr.	Atlanta, Ga./The Lovett School
11	Kaiden Rice	G/F	6-7	215	Gr.	Columbia, S.C./The Citadel
12	Jordan Riley	G	6-4	195	Fr.	Brentwood, N.Y./Brentwood
32	Malcom Wilson	C	7-0	205	Jr.	Columbia, S.C./Ridge View

2020-21 STATISTICS

##	Player	GP	GS	Min	Avg	TOTAL			3-PTS			REBOUNDS			PF	FO	A	TO	Blk	Stl	Pts	Avg				
						FG	FGA	Pct	3FG	FGA	Pct	FT	FTA	Pct									Off	Def	Tot	
00	BLAIR, Jahvon	25	17	867	34.7	128	326	.393	66	188	.351	62	73	.849	16	74	90	3.6	39	0	90	63	1	18	384	15.4
	Conference-Only...	15	12	535	35.7	71	193	.368	37	110	.336	42	51	.824	8	43	51	3.4	26	0	60	34	1	13	221	14.7
34	WAHAB, Qudus	26	25	719	27.7	127	215	.591	0	0	.000	76	113	.673	67	146	213	8.2	81	2	5	51	41	10	330	12.7
	Conference-Only...	16	15	463	28.9	80	139	.576	0	0	.000	40	58	.690	47	88	135	8.4	49	1	3	35	29	7	200	12.5
01	PICKETT, Jamorko	26	26	902	34.7	105	273	.385	41	110	.373	67	81	.827	28	158	186	7.2	62	1	54	65	15	27	318	12.2
	Conference-Only...	16	16	554	34.6	66	168	.393	25	65	.385	35	42	.833	19	91	110	6.9	42	1	36	35	8	17	192	12.0
04	BILE, Chudier	25	14	584	23.4	81	199	.407	37	94	.394	55	80	.688	46	79	125	5.0	76	5	21	51	21	26	254	10.2
	Conference-Only...	16	9	379	23.7	54	129	.419	25	58	.431	43	56	.768	28	49	77	4.8	53	4	15	34	10	19	176	11.0
13	CAREY, Donald	26	20	697	26.8	70	150	.467	40	89	.449	28	32	.875	21	57	78	3.0	38	1	44	47	0	26	208	8.0
	Conference-Only...	16	10	402	25.1	41	93	.441	24	53	.453	13	16	.813	6	33	39	2.4	16	1	28	26	0	16	119	7.4
02	HARRIS, Dante	26	21	789	30.3	76	218	.349	20	77	.260	35	39	.897	15	74	89	3.4	41	0	82	59	1	30	207	8.0
	Conference-Only...	16	15	540	33.8	52	144	.361	14	49	.286	25	28	.893	9	53	62	3.9	29	0	60	49	1	19	143	8.9
03	HARRIS, Jalen	5	5	137	27.4	7	28	.250	4	11	.364	6	8	.750	3	15	18	3.6	13	0	26	17	0	3	24	4.8
	Conference-Only...	1	1	27	27.0	1	5	.200	0	1	.000	0	0	.000	0	3	3	3.0	2	0	2	4	0	0	2	2.0
05	IGHOEFE, Timothy	24	1	221	9.2	23	52	.442	0	0	.000	14	21	.667	31	45	76	3.2	38	1	0	13	16	3	60	2.5
	Conference-Only...	16	1	132	8.3	15	34	.441	0	0	.000	13	15	.867	22	22	44	2.8	24	0	0	7	10	2	43	2.7
23	HOLLOWAY, Collin	10	0	44	4.4	6	11	.545	0	1	.000	3	7	.429	4	3	7	0.7	7	0	1	2	0	2	15	1.5
	Conference-Only...	4	0	15	3.8	5	6	.833	0	0	.000	1	1	1.000	1	1	2	0.5	2	0	0	0	0	1	11	2.8
20	BERGER, TJ	15	0	70	4.7	7	15	.467	6	13	.462	1	3	.333	0	7	7	0.5	9	0	7	5	1	3	21	1.4
	Conference-Only...	11	0	48	4.4	3	7	.429	3	6	.500	1	3	.333	0	3	3	0.3	6	0	4	3	1	2	10	0.9
14	SIBLEY, Jamari	21	0	116	5.5	10	21	.476	2	6	.333	3	6	.500	6	13	19	0.9	5	0	0	9	2	2	25	1.2
	Conference-Only...	16	0	93	5.8	9	16	.563	2	3	.667	3	6	.500	6	11	17	1.1	4	0	0	7	1	1	23	1.4
24	CLARK, Kobe	10	1	41	4.1	2	11	.182	0	3	.000	2	3	.667	7	9	16	1.6	4	0	3	2	0	2	6	0.6
	Conference-Only...	5	1	17	3.4	1	6	.167	0	1	.000	1	1	1.000	3	2	5	1.0	3	0	2	2	0	1	3	0.6
32	WILSON, Malcolm	12	0	38	3.2	2	2	1.000	0	0	.000	1	3	.333	7	7	14	1.2	0	0	0	4	3	1	5	0.4
	Conference-Only...	7	0	20	2.9	0	0	.000	0	0	.000	1	2	.500	4	3	7	1.0	0	0	0	4	1	1	1	0.1
	TEAM.....															50	45	95	3.7			7				
	Conference-Only...															32	27	59	3.7			0			6	
	Total.....	26				644	1521	.423	216	592	.365	353	469	.753	301	732	1033	39.7	413	10	333	395	101	153	1857	71.4
	Conference-Only...	16				398	940	.423	130	346	.376	218	279	.781	185	429	614	38.4	256	7	210	246	62	99	1144	71.5
	Opponents.....	26				679	1609	.422	217	642	.338	288	416	.692	270	635	905	34.8	447	-	390	298	73	197	1863	71.7
	Conference-Only...	16				433	998	.434	135	384	.352	198	270	.733	176	384	560	35.0	275	7	255	189	54	127	1199	74.9

2021-22 HOYA NEWCOMERS

Tyler Beard, G, Fr., 6-2, 180, Chicago, Ill./Hargrave School

- Played a year of prep ball at Hargrave Academy after four years at Whitney Young H.S. in Chicago.

Jalen Billingsley, F, Fr., 6-8, 225, Cleveland, Ohio/Lutheran East

- Was named All-Ohio First Team as a senior.
- Averaged 13.0 rebounds and 3.4 blocked shots in senior season.

Aminu Mohammed, G, Fr., 6-5, 210, Temple Hills, Md. Greenwood Lab. School (Mo.)

- Two-time Gatorade Missouri Player of the Year.
- Was named Mr. Show-Me Basketball as a senior.

Ryan Mutombo, C, Fr., 7-2, 252, Atlanta, Ga./The Lovett School

- Was named first team all-state by Atlanta Journal-Constitution as a senior.
- Is the son of two-time BIG EAST Defensive Player of the Year Dikembe Mutombo.

Kaiden Rice, G-F, Gr., 6-7, 215, Columbia, S.C./The Citadel

- A four-year letterwinner at The Citadel, played 105 career games.
- Scored 1,232 career points, averaging 11.7 points.

Jordan Riley, G, Fr., 6-4, 195, Brentwood, N.Y./Brentwood

- Named Gatorade New York Player of the Year.
- Also named Mr. New York Basketball and Newsday Player of the Year.

Victor Muresan, F, So., 6-10, 190, Potomac, Md./Georgetown Day School

- Younger brother of forward George Muresan who graduated after last season.

Georgetown



HEAD COACH
PATRICK EWING
Hired at Georgetown: April 3, 2017

Coaching File: 2021 NCAA; 2021 BIG EAST Tournament champion; 2019 NIT; Fifteen years as an NBA assistant: Associate Head Coach, Charlotte Hornets, (2013-17); Assistant Coach, Orlando Magic (2007-12); Houston Rockets (2003-06); Washington Wizards (2002-03).

Professional Playing File: Was

inducted into the Naismith Memorial Hall of Fame as a player in 2008 and was a member of the 1992 Olympic Team ("Dream Team"). Was selected as one of the top 50 players in the history of the NBA. Was the first pick in the 1985 NBA Draft and was the 1986 NBA Rookie of the Year as a member of the New York Knicks. Scored 24,815 points and grabbed 11,607 rebounds during his 17-year career, including 15 with the Knicks. He made 10 consecutive All-Star Games.

Collegiate File: At Georgetown, was a three-time consensus first team All-America selection (1983-85). Led the Hoyas to three NCAA Championship game appearances, including the NCAA title in 1984, when he was named Tournament MVP. Shared BIG EAST Player of the Year honors with St. John's Chris Mullin in 1984-85 and 1983-84. Is the only player in league history to win Defensive Player of the Year honors four times.

Education: B.A., Fine Arts, Georgetown, 1985.

Personal: Native of Kingston, Jamaica. Birthdate: 8-5-62. He has two sons, Patrick Jr. and Corey, and one daughter, Randi. Patrick Jr. played at Georgetown and previously served as the program's Director of Operations.

EWING'S RECORD

Career Record (three years)..... 62-59 (.513)
 Georgetown Record (three years)..... 62-49 (.513)

BIG EAST Regular Season Record (four years)..... 26-44 (.371)
 BIG EAST Tournament Record (four years)..... 4-3 (.571)
 BIG EAST Overall Record (four years)..... 30-47 (.389)

NCAA Record (one appearance)..... 0-1 (.000)
 NIT Record (one appearance) 0-1 (.000)

YEAR-BY-YEAR

		Overall	Conference	Conf. Tourn.	Postseason
2017-18	Georgetown	15-15	5-13/8th	0-1	---
2018-19	Georgetown	19-14	9-9/T3rd	0-1	NIT 0-1
2019-20	Georgetown	15-17	5-13/T8th	0-1	---
2020-21	Georgetown	13-13	7-9/8th	4-0/1st	NCAA 0-1

BIG EAST REGULAR SEASON RESULTS

Year	Won-Lost	Home	Away	Finish	Championship Seed
1979-80	5-1	2-1	3-0	1st (3 tied)	#3
1980-81	9-5	6-1	3-4	2nd	#2
1981-82	10-4	6-1	4-3	2nd	#2
1982-83	11-5	7-1	4-4	4th	#4
1983-84	14-2	6-2	8-0	1st	#1
1984-85	14-2	7-1	7-1	2nd	#2
1985-86	11-5	7-1	4-4	3rd	#3
1986-87	12-4	7-1	5-3	1st (3 tied)	#1
1987-88	9-7	7-1	2-6	3rd (tie)	#3

1988-89	13-3	8-0	5-3	1st	#1
1989-90	11-5	6-2	5-3	3rd	#3
1990-91	8-8	6-2	2-6	6th	#6
1991-92	12-6	6-3	6-3	1st (tie)	#2
1992-93	8-10	6-3	2-7	8th	#8
1993-94	10-8	7-2	3-6	4th (tie)	#6
1994-95	11-7	7-2	4-5	4th	#4
1995-96	13-5	9-0	4-5	1st, BE 7	#2
1996-97	11-7	6-3	5-4	1st, BE 7	#2
1997-98	6-12	5-4	1-8	5th (tie), BE 7	#13
1998-99	6-12	3-6	3-6	10th	#10
1999-00	6-10	4-4	2-6	8th (tie)	#9
2000-01	10-6	5-3	5-3	2nd (tie), West	#2 West
2001-02	9-7	4-4	5-3	3rd (tie), West	#3 West
2002-03	6-10	3-5	3-5	5th, West	#5 West
2003-04	4-12	3-5	1-7	12th (tie)	#12
2004-05	8-8	5-3	3-5	7th (tie)	#7
2005-06	10-6	7-1	3-5	5th (tie)	#5
2006-07	13-3	7-1	6-2	1st	#1
2007-08	15-3	9-0	6-3	1st	#1
2008-09	7-11	4-5	3-6	11th (tie)	#12
2009-10	10-8	6-3	4-5	7th (tie)	#8
2010-11	10-8	5-4	5-4	8th	#8
2011-12	12-6	8-1	4-5	4th (tie)	#5
2012-13	14-4	8-1	6-3	1st (tie)	#1
2013-14	8-10	6-3	2-7	7th	#7
2014-15	12-6	7-2	5-4	2nd (tie)	#2
2015-16	7-11	4-5	3-6	8th	#8
2016-17	5-13	3-6	2-7	9th	#9
2017-18	5-13	2-7	3-6	8th	#8
2018-19	9-9	5-4	4-5	3rd (tie)	#6
2019-20	5-13	3-6	2-7	8th (tie)	#8
2020-21	7-9	5-4	2-5	8th	#8

REGULAR SEASON GAMES

Home Record: 237-114
Best Home Record: 9-0 in 1995-96 and 2007-08
Worst Home Record: 2-7 in 2017-18
Most Consecutive Home Wins: 16 over 1987-88/88-89/89-90 seasons
Most Consecutive Home Losses: 3 six times, last in 2018-19 (twice)
Road Record: 159-190
Best Road Record: 8-0 in 1983-84
Worst Road Record: 1-8 in 1997-98, 1-7 in 2004-05
Most Consecutive Road Wins: 11 over 1983-84/84-85 seasons
Most Consecutive Road Losses: 6 in 1992-93 and 1997-98
Longest Winning Streak: 11 games in 2012-13 and 2016-17
Longest Winning Streak (single)
Longest Losing Streak: 5 games five times, last in 2016-17 through 2017-18

BIG EAST CHAMPIONSHIP RESULTS (1980-2021)

vs.	Won	Lost	vs.	Won	Lost
Boston College	3	2	Rutgers	0	1
Cincinnati	1	1	St. John's	5	4
Connecticut	2	6	Seton Hall	6	4
Creighton	1	0	Syracuse	7	7
DePaul	1	1	USF	1	0
Marquette	3	0	Villanova	6	1
Miami	6	2	Virginia Tech	0	0
Notre Dame	2	0	West Virginia	2	1
Pittsburgh	4	1	Xavier	0	1
Providence	7	1	Total	57	33

2020-21 RESULTS (13-13, 7-9 BIG EAST)

(HOME: 7-6/AWAY: 2-6/NEUTRAL: 4-1)

			Attendance	High Scorer/Rebounder
NOVEMBER				
25	UMBC	W, 70-62	0	Blair 23/Wahab 12
DECEMBER				
1	Navy	L, 78-71	0	Two with 17/Carey 9
<i>Big 12-BIG EAST Battle</i>				
6	West Virginia	L, 80-71	0	Blair 19/Wahab 9
8	Coppin State	W, 80-48	0	Blair 22/Pickett 18
11	VILLANOVA	L, 76-63	0	Pickett 16/Pickett 10
13	ST. JOHN'S	W, 97-94	0	D. Harris 22/Wahab 10
20 at	ST. JOHN'S	L, 94-83	0	Blair 25/Pickett 11
23 at	SETON HALL	L, 78-67	0	Wahab 16/Wahab 13
JANUARY				
2	MARQUETTE	L, 64-60	0	Blair 20/Wahab 10
6 at	BUTLER	L, 63-55	1,355	Pickett 12/Wahab 12
9 at	Syracuse	L, 74-69	0	Pickett 17/Pickett 9
30	PROVIDENCE	W, 73-72	0	Bile 19/Bile 9
FEBRUARY				
3 at	CREIGHTON	W, 86-79	0	Blair 22/Wahab 8
7 at	VILLANOVA	L, 84-74	0	Blair 18/Pickett 8
9	CREIGHTON	L, 63-48	0	Pickett 16/Pickett 12
13	BUTLER	W, 78-63	0	Two with 17/Wahab 9
20	SETON HALL	W, 81-75	0	Pickett 20/Wahab 11
23	CONNECTICUT	L, 70-57	0	Wahab 18/Wahab 10
27 at	DEPAUL	W, 68-60	0	Bile 19/Bile 10
MARCH				
2	XAVIER	W, 72-66	0	Pickett 18/Bile 11
6 at	CONNECTICUT	L, 98-82	0	Blair 22/Wahab 7
10 vs.	MARQUETTE - BET	W, 68-49	824	Blair 20/Two with 8
11 vs.	VILLANOVA - BET	W, 72-71	824	Harris 18/Wahab 7
12 vs.	SETON HALL - BET	W, 66-58	824	Pickett 19/Wahab 8
13 vs.	CREIGHTON - BET	W, 73-48	824	Bile 19/Wahab 12
20 vs.	Colorado - NCAA	L, 96-73		Wahab 20/Wahab 12

BET - BIG EAST Tournament | NCAA - NCAA Tournament

CAREER LEADERS

Points	Total-Avg.
Eric Floyd, 1978-82	2304-17.7
Patrick Ewing, 1981-85	2184-15.3
Reggie Williams, 1983-87	2117-15.3
Alonzo Mourning, 1988-92	2001-16.7
D'Vauntes Smith-Rivera, 2012-16	1,898-14.7
Othella Harrington, 1992-96	1839-13.9
David Wingate, 1982-86	1781-12.8
Austin Freeman, 2007-11	1761-13.6
Mike Sweetney, 2000-03	1750-18.2
Kevin Braswell, 1998-02	1735-13.5


Rebounds	Total-Avg.
Patrick Ewing, 1981-85	1316-9.2
Merlin Wilson, 1972-76	1230-11.4
Alonzo Mourning, 1988-92	1032-8.6
Othella Harrington, 1992-96	983-7.4
Mike Sweetney, 2000-03	887-9.2
Reggie Williams, 1983-87	886-6.4
Jessie Govan, 2015-19	843-6.6
Mike Laughna, 1969-72	833-10.8
Dikembe Mutombo, 1988-91	823-8.6
Roy Hibbert, 2004-08	808-5.9

Assists	Total
Kevin Braswell, 1998-02	695
Joey Brown, 1990-94	677
Michael Jackson, 1982-86	671
John Duren, 1976-80	583
Dwayne Bryant, 1986-90	527
Chris Wright, 2007-11	442
Jim Brown, 1963-66	408
Fred Brown, 1980-84	390
D'Vauntes Smith-Rivera, 2012-16	380
Jonathan Wallace, 2004-08	378

Steals	Total
Kevin Braswell, 1998-02	349
Eric Floyd, 1978-82	253
Joey Brown, 1990-94	236
Allen Iverson, 1994-96	213
David Wingate, 1982-86	209
Reggie Williams, 1983-87	206
Fred Brown, 1980-84	199
Gene Smith, 1980-84	191
Dwayne Bryant, 1986-90	187
John Duren, 1976-80	184

Blocked Shots	Total
Patrick Ewing, 1981-85	493
Alonzo Mourning, 1988-92	453
Dikembe Mutombo, 1988-91	354
Roy Hibbert, 2004-08	259
Ruben Boumtje Boumtje, 1997-01	255
Othella Harrington, 1992-96	201
Mike Sweetney, 2000-03	180
Jahidi White, 1994-98	152
Jameel Watkins, 1996-00	150
Jessie Govan, 2015-19	141

Marquette



Justin Lewis



The Big Picture

New coach Shaka Smart has almost completely turned over the Golden Eagle roster from last year. Guard Greg Elliott and forward Justin Lewis are the only experienced hands to return. A large group of nine newcomers includes Darryl Morsell, a Maryland transfer who was Big Ten Defensive Player of the Year last season. Guard Tyler Kolek was the Atlantic 10 Rookie of the Year last year at George Mason. Forward Kur Kuath was a part-time starter at Oklahoma last season. Forward Olivier-Maxence Prosper transferred from Clemson.

QUICK FACTS

Location: Milwaukee, Wis.
Enrollment: 12,000
Founded: 1881
Nickname: Golden Eagles
Colors: Blue and Gold
Home Court: Fiserv Forum (17,600)

COACHING STAFF

Head Coach
 Shaka Smart (Kenyon '99)
 Office Phone: (414) 288-7130

Assistant Coaches:
 Neill Berry (Southeastern Louisiana '03)
 DeAndre Hayes (Kentucky '06)
 Cody Hatt (Norwich '08)

ADMINISTRATION

President
 Dr. Michael R. Lovell

Vice President/Director of Athletics
 Bill Scholl
 Athletics Phone: (414) 288-6303

Associate AD/Media Relations
 Scott Kuykendall
 Office Phone: (414) 288-4794
 Cell Phone: (414) 807-3490
 Email: scott.kuykendall@marquette.edu

2021-22 SCHEDULE

NOVEMBER

9	SIU-Edwardsville (FS2)	8:30
12	New Hampshire (FS2)	8:30
<i>Gavitt Tipoff Games</i>		
15	vs. Illinois (FS1)	7:00
<i>Chleston Classic</i>		
18	vs. Mississippi - xxx	7:00
19	vs. Elon/West Virginia - xxx	7:00/9:00
21	vs. TBD - xxx	TBD
27	Northern Illinois (FS2)	8:00
30	Jackson State (CBSSN)	9:00

DECEMBER

4	at Wisconsin (FOX)	12:30
<i>BIG EAST-Big 12 Battle</i>		
8	at Kansas State (ESPNU2/U)	9:00
11	UCLA (FOX)	2:30
18	AT XAVIER (FS1)	4:00
21	UCONN (FS1)	9:00
29	AT ST. JOHN'S (CBSSN)	8:00

JANUARY

1	CREIGHTON (FS1)	Noon
4	PROVIDENCE (FS1)	9:00
7	AT GEORGETOWN (FS1)	6:30
11	DEPAUL (FS1)	7:00
15	SETON HALL (FS1)	Noon
19	AT VILLANOVA (CBSSN)	8:00
23	XAVIER (FS1)	2:00
26	AT SETON HALL (FS1)	5:00
29	AT PROVIDENCE (FS1)	4:30

FEBRUARY

2	VILLANOVA (FS1)	TBD
8	AT UCONN (FS1)	6:30
12	AT BUTLER (FS1)	4:30
16	GEORGETOWN (FS2)	8:00
20	AT CREIGHTON (FS1)	3:00
26	BUTLER (FOX)	1:00

MARCH

2	AT DEPAUL (CBSSN)	9:00
5	ST. JOHN'S (TBD)	TBD

All times are Eastern.

2021-22 ROSTER

No.	Name	Pos.	Ht.	Wt.	Yr.	Hometown /Previous School)
21	Cameron Brown	G	6-1	190	Fr.	Plano, Texas/John Paul II
41	Brendan Carney	G	6-2	190	R-So.	Menlo Park, Calif./Sacred Heart Prep
5	Greg Elliott	G	6-3	180	R-Jr.	Detroit, Mich./East English Village
2	Emarion Ellis	G	6-5	185	Fr.	Davenport, Iowa/Assumption
13	Oso Ighodaro	F	6-9	215	R-Fr.	Chandler, Ariz./Desert Vista
40	Keevan Itejere	F	6-9	205	Fr.	Knightdale, N.C./Grace Christian
1	Kam Jones	G	6-4	185	Fr.	Cordova, Tenn./Evangel. Christian
23	David Joplin	F	6-7	215	Fr.	Brookfield, Wis./Brookfield Central
42	Michael Kennedy	F	6-6	190	R-So.	Mequon, Wis./Homestead
22	Tyler Kolek	G	6-3	190	R-Fr.	Cumberland, R.I./St. George's
35	Kur Kuath	F	6-10	215	Gr.	Biemnon, So. Sudan/Kearns HS
10	Justin Lewis	F	6-7	245	R-Fr.	Baltimore, Md./Baltimore Polytechnic
4	Stevie Mitchell	G	6-2	190	Fr.	Reading, Pa./Wilson
32	Darryl Morsell	G	6-5	205	Gr.	Baltimore, Md./Mt. St. Joseph's
12	Oiver-Maxence Prosper	F	6-8	220	R-Fr.	Montreal, Quebec/NBA Latin Acad.

Marquette



HEAD COACH SHAKA SMART

Hired at Marquette: March 26, 2021

Coaching File: Head coach, Texas, (2015-21); Head coach, VCU (2009-15); Assistant coach, Florida (2008-09); Assistant coach, Clemson (2006-08); Assistant coach, Akron (2003-06); Director of Operations, Dayton (2001-03).

Highlights: In 12 seasons as a head coach, has earned eight NCAA bids -- five at VCU and three at Texas. VCU made the Final Four in 2011. Won the NIT in 2019 at Texas. 2019 NCAA;

2018 NIT quarterfinals; 2017 NCAA; During his coaching tenure at Duke, the Blue Devils won two NCAA national championships (2010, 2001) and compiled a 441-92 record. Duke played in the NCAA Tournament every season. Served as court coach and scout for the USA Basketball Men's Senior National Team (2006-12), including the gold medal teams in the 2008 Beijing Olympics and the 2012 London Olympics.

Collegiate File: Was a four-year starter and a three-year captain at Kenyon College. Still holds the school record in assists for a season (184) and a career (542). Earned All-North Conference honors as a senior. Was named one of 20 student-athletes to the 1999 USA Today All-USA Academic Team. Earned an NCAA Postgraduate Scholarship.

Education: B.S., Kenyon College, magna cum laude, 1998. Major: History. He delivered the main commencement address at the Kenyon graduation in 2017. M.A., California (Pa.), Social Science, 2001.

Personal: Native of Madison, Wis. Birthdate: 4-8-77. Shaka and his wife, Maya, have one daughter, Zora.

SMART'S RECORD

Career Record (12 years)..... 272-142 (.657)
Texas Record (six years) 109-86 (.559)
VCU Record (six years) 163-56 (.744)

First year in the BIG EAST 0-0 (.000)

NCAA Record (eight appearances) 8-8 (.500)
NIT Record (one appearance) 4-0 (1.000)
CBI Record (one appearance) 4-0 (1.000)

YEAR-BY-YEAR

	Overall	Conference	Conf. Tour.	Postseason
2009-10	VCU 27-9	11-7 T5th	2-1	CBI 4-0/1st
2010-11	VCU 28-12	12-5/4th	2-1	NCAA Final 4/5-1
2011-12	VCU 29-7	15-3/2nd	3-0/1st	NCAA 1-1
2012-13	VCU 27-9	12-4/2nd	2-1	NCAA 1-1
2013-14	VCU 26-9	12-4/2nd	2-1	NCAA 1-1
2014-15	VCU 26-10	12-6/T4th	4-0/1st	NCAA 0-1
2015-16	Texas 20-13	11-7/4th	0-1	NCAA 0-1
2016-17	Texas 11-22	4-14/10th	1-1	---
2017-18	Texas 19-15	8-10/T6th	1-1	NCAA 0-1
2018-19	Texas 21-16	8-10/6th	0-1	NIT 4-0/1st
2019-20	Texas 19-12	9-9/T3rd	0-0	---
2020-21	Texas 19-8	11-6/T3rd	3-0/1st	NCAA 0-1

REGULAR SEASON GAMES

Home Record: 97-45

Best Home Record: 9-0 in 2011-12 and 2012-13

Worst Home Record: 3-6 in 2014-15

Most Consecutive Home Wins: 20 in 2011-12 through 2013-14

Most Consecutive Home Losses: 6 in 2014-15

Road Record: 62-81

Best Road Record: 6-3 in 2018-19

Worst Road Record: 1-8 in 2014-15

Most Consecutive Road Wins: 5 in 2009-10

Most Consecutive Road Losses: 7, 2 in 2013-14 and 5 in 2014-15

Longest Winning Streak: 9 games in 2008-09

Longest Losing Streak: 6 twice in 2014-15

BIG EAST REGULAR SEASON RESULTS

Year	Won-Lost	Home	Away	Finish	Championship Seed
2005-06	10-6	7-1	3-5	T-4th	#4
2006-07	10-6	6-2	4-4	T-5th	#6
2007-08	11-7	7-2	4-5	T-5th	#6
2008-09	12-6	7-2	5-4	5th	#5
2009-10	11-7	6-3	5-4	T-5th	#5
2010-11	9-9	6-3	3-6	T-9th	#11
2011-12	14-4	9-0	5-4	2nd	#2
2012-13	14-4	9-0	5-4	T-1st	#3
2013-14	9-9	6-3	3-6	6th	#6
2014-15	4-14	3-6	1-8	T9th	#9
2015-16	8-10	4-5	4-5	7th	#7
2016-17	10-8	7-2	3-6	T-3rd	#4
2017-18	9-9	5-4	4-5	T-6th	#7
2018-19	12-6	6-3	6-3	2nd	#2
2019-20	8-10	6-3	2-7	T-6th	#6
2020-21	8-11	3-6	5-5	9th	#9

BIG EAST CHAMPIONSHIP RESULTS (2006-2021)

vs.	Won	Lost
DePaul	1	0
Georgetown	0	3
Louisville	0	2
Notre Dame	1	1
Pittsburgh	0	2
Providence	1	0
St. John's	5	0
Seton Hall	2	2
Villanova	1	3
West Virginia	1	0
Xavier	0	2
Total	12	15

2020-21 RESULTS (13-14, 8-11 BIG EAST)

(HOME 7-7/AWAY: 6-6/NEUTRAL: 0-1)

NOVEMBER

			Attendance	High Scorer/Rebounder
25	Arkansas - Pine Bluff	W, 88-53	0	Garcia 19/John 12
27	Eastern Illinois	W, 75-50	0	Garcia 16/John 9

DECEMBER

BIG EAST-Big 12 Battle

			Attendance	High Scorer/Rebounder
1	vs. Oklahoma State	L, 70-62	0	McEwen 21/Two with 13
4	Wisconsin	W, 67-65	0	Lewis 18/Two with 8
8	Green Bay	W, 82-68	0	McEwen 28/John 12
11	at UCLA	L, 69-60	0	Carton 18/Cain 7
14	at CREIGHTON	W, 89-84	255	Carton 20/Garcia 10
17	SETON HALL	L, 70-63	0	Carton 16/Garcia 12
20	at XAVIER	L, 91-88	300	Two with 20/Cain 7
23	VILLANOVA	L, 85-68	0	Cain 15/Garcia 8

JANUARY

			Attendance	High Scorer/Rebounder
2	at GEORGETOWN	W, 64-60	0	Cain 25/Garcia 13
5	CONNECTICUT	L, 65-54	0	Garcia 20/Garcia 11
12	PROVIDENCE	W, 79-69	0	Garcia 20/McEwen 8
16	at ST. JOHN'S	W, 73-71	0	Carton 14/Two with 7
23	DEPAUL	L, 68-61	0	Carton 23/Two with 8
27	at PROVIDENCE	L, 72-63 ot	0	McEwen 13/John 7
31	ST. JOHN'S	L, 75-73	0	Garcia 20/Garcia 9

FEBRUARY

			Attendance	High Scorer/Rebounder
2	BUTLER	W, 70-67	0	Two with 18/McEwen 9
6	CREIGHTON	L, 71-68	0	Carton 16/Cain 7
10	at VILLANOVA	L, 96-64	0	Garcia 28/Carton 7
14	at SETON HALL	L, 47-41	0	Carton 16/McEwen 9
16	at BUTLER	W, 73-57	0	Elliott 17/Cain 14
24	at North Carolina	W, 83-70	0	Garcia 24/Garcia 11
27	at CONNECTICUT	L, 80-62	0	Garcia 18/Garcia 8

MARCH

			Attendance	High Scorer/Rebounder
2	at DEPAUL	W, 77-71	0	Carton 20/Cain 9
6	XAVIER	W, 66-59	1,800	Carton 16/Three with 7
10	vs. GEORGETOWN - BET	L, 68-49	824	Carton 17/Lewis 7

BET - BIG EAST Tournament

CAREER LEADERS

Points	Total-Avg.
Markus Howard, 2016-20	1955-19.7
Jerel McNeal, 2005-09	1985-15.3
Lazar Hayward, 2006-10	1859-13.5
George Thompson, 1966-69	1773-20.4
Dominic James, 2005-09	1749-13.6
Butch Lee, 1974-78	1735-15.1
Travis Diener, 2001-05	1691-14.1
Brian Wardle, 1997-01	1690-14.4
Tony Smith, 1986-90	1688-14.8
Wesley Matthews, 2005-09	1673-13.2

Rebounds	Total-Avg.
Don Kojis, 1958-61	1222-15.1
Bo Ellis, 1973-77	1085-9.1
Terry Rand, 1953-56	978-12.7
Walt Mangham, 1957-60	938-12.3
Lazar Hayward, 2006-10	910-6.6
Tom Flynn, 1963-66	771-9.9
Paul Carbins, 1963-67	768-9.7
Trevor Powell, 1987-91	765-6.8
John Glaser, 1955-58	753-10.6
Russ Wittberger, 1951-55	745-7.4

Assists	Total
Tony Miller, 1992-95	956
Dominic James, 2005-09	632
Travis Diener, 2001-05	617
Aaron Hutchins, 1995-98	550
Lloyd Walton, 1974-76	480
Tony Smith, 1987-90	469
Jerel McNeal, 2005-09	455
Junior Cadougan, 2009-13	435
Cordell Henry, 1999-02	430
Glenn Rivers, 1981-83	409

Steals	Total
Jerel McNeal, 2005-09	287
Michael Wilson, 1979-82	272
Mandy Johnson, 1982-85	253
Dominic James, 2005-09	238
Glenn Rivers, 1981-83	203
Tony Smith, 1987-90	190
Michael Sims, 1985-88	188
Tony Miller, 1992-95	185
Aaron Hutchins, 1995-98	165
Travis Diener, 2001-05	158
Lazar Hayward, 2006-10	158
Kerry Trotter, 1983-86	158

Blocked Shots	Total
Jim McIlvaine, 1991-94	399
Theo John, 2017-21	191
Amal McCaskill 1992, 94-96	175
Faisal Abraham, 1994-97	172
Luke Fischer, 2014-17	153
Chris Otule, 2008-12	145
Michael Wilson, 1979-82	119
Scott Merritt, 2000-04	113
Walter Downing, 1985-86	103

Providence



Nate Watson



QUICK FACTS

Location: Providence, R.I.
Enrollment: 4,143
Founded: 1917
Nickname: Friars
Colors: Black, White and Silver
Home Court: Dunkin' Donuts Center (12,410)

COACHING STAFF

Head Coach
 Ed Cooley (Stonehill '94)
 Office Phone: (401) 865-2266

Assistant Coaches

Jeff Battle (Marshall '85)
 Brian Blaney (Roanoke '94)
 Ivan Thomas (VCU '97)

ADMINISTRATION

President
 Kenneth R. Sicard, O.P.

Director of Athletics
 Robert Driscoll, Jr.
 Athletics Phone: (401) 865-2265

Associate AD/Communications

Arthur Parks
 Office Phone: (401) 865-2759
 Cell Phone: (401) 378-7334
 Email: aparks@providence.edu

2021-22 SCHEDULE

NOVEMBER

9 Fairfield (FS1) 7:00
 11 Sacred Heart (FS1) 6:30
Gavitt Tipoff Games
 15 at Wisconsin (FS1) 9:00
 18 New Hampshire (FS2) 6:30
Legends Classic
 22 vs. Northwestern (ESPN+) 9:30
 23 vs. Georgia/Virginia (ESPN2) 5:00/7:30
 27 Saint Peter's (FS2) 12:00

DECEMBER

BIG EAST/Big 12 Battle
 1 Texas Tech (FS1) 8:30
 4 Rhode Island (CBSSN) 2:00
 7 Vermont (FS1) 6:30
 11 Central Connecticut State (FS1) 2:00
 18 AT UCONN (FOX) 5:00
 22 GEORGETOWN (FS1) 6:30
 29 SETON HALL (FS1) 7:00

JANUARY

1 AT DEPAUL (FS1) 2:00
 4 AT MARQUETTE (FS1) 9:00
 8 ST. JOHN'S (FS1) 12:00/2:00/4:00
 11 AT CREIGHTON (FS1) 9:00
 15 UCONN (FS1) 2:00
 18 AT SETON HALL (FS1) 9:00
 23 BUTLER (FS1) 12:00
 26 AT XAVIER (CBSSN) 6:30
 29 MARQUETTE (FS1) 4:30

FEBRUARY

1 AT ST. JOHN'S (CBSSN) 9:00
 6 AT GEORGETOWN (FS1) 12:00
 12 DEPAUL (FS1) 6:30
 15 VILLANOVA (CBSSN) 8:00
 20 AT BUTLER (FS1) 1:00
 23 XAVIER (CBSSN) 7:00
 26 CREIGHTON (FS1) 8:30

MARCH

1 AT VILLANOVA (FS1) 7:00

All times are Eastern.

The Big Picture

The Friars have a solid nucleus of returning starters for coach Ed Cooley, who is in his 11th season at PC. After last year's 13-13 overall record and 9-10 BIG EAST mark, PC expects to do better in '21-22. Center Nate Watson is returning for a fifth season. The All-BIG EAST performer was the league's third top scorer last season and ranked second in field goal percentage. Forward Noah Horchler, also a fifth-year player, enjoyed a strong second half last season as a rebounder and 3-point threat. Senior wing A.J. Reeves is another returning starter. Jared Bynum handled point guard duties in his first season at PC. Guard Alyn Breed showed promise as a freshman. Guard Al Durham, a transfer from Indiana, and forward Justin Minaya, a transfer from South Carolina, may give the Friars some immediate help.

2021-22 ROSTER

No.	Name	Pos.	Ht.	Wt.	Yr.	Hometown/Previous School
10	Alyn Breed	G	6-3	190	So.	Powder Springs, Ga./McEachern
4	Jared Bynum	G	5-10	180	R-Jr.	Largo, Md./Saint Joseph's U.
3	Matteus Case	G	6-5	190	Fr.	Pickering, Ontario/U of Pennsylvania
30	Rafael Castro	F	6-10	215	Fr.	Dover, N.J./Dover HS
21	Ed Crosswell	F	6-8	245	Sr.	Philadelphia, Pa./La Salle U.
1	Al Durham	G	6-4	180	Gr.	Lilburn, Ga./Indiana U.
24	Andrew Fonts	G	6-2	175	Gr.	Portsmouth, R.I./Portsmouth Abbey
22	Luke Fonts	G	6-1	180	Fr.	Portsmouth, R.I./Portsmouth Abbey
23	Legend Geeter	F	6-8	235	Fr.	Riverogue, Mich./Riverogue HS
12	Brycen Goodine	G	6-4	190	Jr.	New Bedford, Mass./Syracuse U.
14	Noah Horchler	F	6-8	220	Gr.	Melbourne, Fla./North Florida
15	Justin Minaya	F	6-7	210	Gr.	Harrington Park, N.J./South Carolina
33	Kieran O'Haire	F	6-3	185	Fr.	Menands, N.Y./Albany Academy
11	A.J. Reeves	G	6-6	205	Sr.	Roxbury, Mass./Brimmer and May School
0	Nate Watson	C	6-10	260	Gr.	Portsmouth, Va./Bishop O'Connell

2020-21 STATISTICS

##	Player	GP	GS	Min	Avg	TOTAL			3-PTS			REBOUNDS			PF	FO	A	TO	Blk	Stl	Pts	Avg				
						FG	FGA	Pct	3FG	FGA	Pct	FT	FTA	Pct									Off	Def	Tot	Avg
00	WATSON, Nate	26	26	838	32.2	180	299	.602	0	0	.000	79	126	.627	67	106	173	6.7	63	1	17	33	26	9	439	16.9
	Conference-Only...	19	19	628	33.1	131	220	.595	0	0	.000	47	80	.588	49	81	130	6.8	44	1	13	21	21	8	309	16.3
03	DUKE, David	26	26	965	37.1	144	372	.387	51	131	.389	99	125	.792	26	139	165	6.3	77	1	124	82	7	31	438	16.8
	Conference-Only...	19	19	729	38.4	103	278	.371	39	101	.386	68	86	.791	18	116	134	7.1	60	1	99	64	7	22	313	16.5
11	REEVES, AJ	26	26	818	31.5	79	224	.353	48	150	.320	44	52	.846	17	76	93	3.6	38	0	44	38	2	26	250	9.6
	Conference-Only...	19	19	655	34.5	63	176	.358	41	118	.347	31	35	.886	15	56	71	3.7	28	0	38	30	2	17	198	10.4
14	HORCHLER, Noah	26	13	555	21.3	62	154	.403	26	62	.419	25	36	.694	49	98	147	5.7	50	1	14	24	12	11	175	6.7
	Conference-Only...	19	11	412	21.7	47	110	.427	21	48	.438	18	23	.783	33	70	103	5.4	35	1	12	17	11	10	133	7.0
05	NICHOLS, Jr., Jimmy	16	8	270	16.9	38	70	.543	9	22	.409	12	14	.857	13	25	38	2.4	46	1	11	17	8	10	97	6.1
	Conference-Only...	11	8	218	19.8	32	61	.525	9	20	.450	8	10	.800	11	20	31	2.8	35	1	10	14	3	8	81	7.4
04	BYNUM, Jared	17	11	456	26.8	35	112	.313	5	42	.119	23	34	.676	4	29	33	1.9	30	0	62	21	1	17	98	5.8
	Conference-Only...	10	5	255	25.5	23	66	.348	5	22	.227	10	16	.625	2	17	19	1.9	15	0	33	13	0	9	61	6.1
10	BREED, Alyn	23	13	439	19.1	39	96	.406	9	34	.265	27	37	.730	3	46	49	2.1	35	0	20	20	2	10	114	5.0
	Conference-Only...	17	13	373	21.9	32	84	.381	8	32	.250	25	34	.735	2	40	42	2.5	27	0	19	18	0	9	97	5.7
01	GANTT, Greg	26	7	557	21.4	39	94	.415	8	35	.229	18	26	.692	21	60	81	3.1	57	2	43	26	8	16	104	4.0
	Conference-Only...	19	1	400	21.1	27	67	.403	4	23	.174	13	19	.684	16	41	57	3.0	39	1	27	21	7	9	71	3.7
21	CROSWELL, Ed	26	0	180	6.9	27	54	.500	0	0	.000	5	21	.238	27	22	49	1.9	26	0	4	18	5	8	59	2.3
	Conference-Only...	19	0	125	6.6	13	34	.382	0	0	.000	3	9	.333	17	17	34	1.8	18	0	3	16	3	5	29	1.5
12	GOODINE, Brycen	16	0	136	8.5	8	28	.286	5	18	.278	5	9	.556	6	11	17	1.1	14	0	8	11	4	8	26	1.6
	Conference-Only...	11	0	70	6.4	3	16	.188	3	10	.300	0	1	.000	1	6	7	0.6	10	0	5	6	3	1	9	0.8
02	MONROE, Kris	14	0	83	5.9	6	25	.240	3	18	.167	1	3	.333	5	5	10	0.7	5	0	3	1	3	1	16	1.1
	Conference-Only...	9	0	35	3.9	2	13	.154	2	10	.200	0	1	.000	1	2	3	0.3	1	0	1	1	2	1	6	0.7
24	FONTS, Andrew	2	0	3	1.5	0	1	.000	0	1	.000	0	0	.000	0	0	0	0.0	0	0	0	0	0	0	0	0.0
	Conference-Only...	1	0	0	0.0	0	0	.000	0	0	.000	0	0	.000	0	0	0	0.0	0	0	0	0	0	0	0	0.0
	TEAM.....															37	36	73	2.8			15				
	Conference-Only...															29	28	57	3.0			11				
	Total.....	26				657	1529	.430	164	513	.320	338	483	.700	275	653	928	35.7	441	6	350	306	78	147	1816	69.8
	Conference-Only...	19				476	1125	.423	132	384	.344	223	314	.710	194	494	688	36.2	312	5	260	232	59	99	1307	68.8
	Opponents.....	26				668	1533	.436	154	518	.297	323	462	.699	278	669	947	36.4	459	-	326	299	87	165	1813	69.7
	Conference-Only...	19				495	1150	.430	112	390	.287	219	316	.693	205	495	700	36.8	315	4	250	202	70	124	1321	69.5

2021-22 FRIAR NEWCOMERS

Matteus Case, G, Fr., 6-5, 190, Pickering, Ont./Pennsylvania

- A transfer from Penn, the Quakers did not compete in '20-21.
- In '17, played on Team Canada's U-16 Team that won a silver medal at FIBA Americas.

Rafael Castro, F, Fr., 6-10, 215, Dover, Del./Dover

- Averaged 12.7 points, 4.7 rebounds and 3.5 assists in a post-graduate year at IMG.
- Played for the Dominican Republic at CentroBasket U17 Championship in 2019.

Al Durham, G, Gr., 6-4, 180, Lilburn, Ga./Indiana

- Was a three-year starter and a 1,000-point scorer at Indiana.
- Last season, averaged 11.3 points and 2.6 assists.

Legend Geeter, F, Fr., 6-8, 235, River Rouge, Mich./River Rouge

- Averaged 16 points, 10 rebounds and two blocks as a senior at River Rouge
- Was a Detroit News All-State First Team selection.

Justin Minaya, F, Gr., 6-7, 210, Harrington Park, N.J./South Carolina

- In four years at South Carolina, averaged 7.6 points and 5.3 rebounds in 79 career games.
- Averaged 28.4 minutes per game in his Gamecock career.

Kieran O'Haire, F, Fr., 6-3, 185, Menands, N.Y./Albany Academy

- Averaged 11 points, six rebounds, three assists as a senior team captain.
- As a junior, helped Albany Academy win New York State Championship.

Providence



HEAD COACH ED COOLEY

Hired at Providence: March 22, 2011

Coaching File: Was head coach of Team USA comprised of BIG EAST players, that won a bronze medal at the 2019 Pan American Games in Lima, Peru; Fairfield, head coach (2007-11); Boston College, Assistant coach (1997-06); Rhode Island, Assistant coach (1996-97); Stonehill College, Assistant coach (1995-96); UMass-Dartmouth, Assistant coach (1994-95).

Highlights: 2019 NIT; 2018 NCAA; 2017 NCAA; 2016 NCAA (Second Round); 2015 NCAA; 2014 NCAA; 2014 BIG EAST Tournament title; 2013 NIT quarterfinals; 2011 NIT second round. Posted a school record streak of five straight NCAA appearances from 2014-2018.

Collegiate File: Was a four-year player at Stonehill College and a three-time captain.

Education: B.A., History, Stonehill, 1994.

Personal: A native of Providence, attended Central High School and earned two Rhode Island High School Player of the Year honors before attending Stonehill. He and his wife, Nurys, have a daughter Olivia, and a son, Isaiah.

COOLEY'S RECORD

Career Record (15 years)..... 286-204 (.584)
Providence Record (10 years)..... 194-135 (.590)
Fairfield Record (five years)..... 92-69 (.571)

BIG EAST Regular Season Record (10 years)..... 92-89 (.508)
BIG EAST Tournament Record (nine years)..... 8-8 (.500)
BIG EAST Overall Record (10 years)..... 100-97 (.508)

NCAA Record (five appearances)..... 1-5 (.167)
NIT Record (three appearances)..... 3-3 (.500)

YEAR-BY-YEAR

	<i>Overall</i>	<i>Conference</i>	<i>Conf. Tourn.</i>	<i>Postseason</i>
2006-07	Fairfield 13-19	10-8/T5th	0-1	
2007-08	Fairfield 14-16	11-7/T5th	0-1	
2008-09	Fairfield 17-15	9-9/T4th	1-1	
2009-10	Fairfield 23-11	13-5/2nd	2-1/2nd	
2010-11	Fairfield 25-8	15-3/1st	1-1	NIT 1-1
2011-12	Providence 15-17	4-14/15th	0-1	
2012-13	Providence 19-15	9-9/T9th	0-1	NIT 2-1
2013-14	Providence 23-12	10-8/T3rd	3-0/1st	NCAA 0-1
2014-15	Providence 22-12	11-7/4th	1-1	NCAA 0-1
2015-16	Providence 24-11	10-8/T4th	1-1	NCAA 1-1
2016-17	Providence 20-13	10-8/T3rd	0-1	NCAA 0-1
2017-18	Providence 21-14	10-8/T3rd	2-1	NCAA 0-1
2018-19	Providence 18-16	7-11/T8th	1-1	NIT 0-1
2019-20	Providence 19-12	12-6/4th	---	
2020-21	Providence 13-13	9-10/6th	0-1	

BIG EAST REGULAR SEASON RESULTS

<i>Year</i>	<i>Won-Lost</i>	<i>Home</i>	<i>Away</i>	<i>Finish</i>	<i>Championship Seed</i>
1979-80	0-6	0-3	0-3	7th	#7
1980-81	3-11	2-5	1-6	8th	#8
1981-82	2-12	2-5	0-7	7th (tie)	#7
1982-83	4-12	2-6	2-6	8th	#8
1983-84	5-11	4-4	1-7	7th (tie)	#8
1984-85	3-13	2-6	1-7	8th	#8
1985-86	7-9	4-4	3-5	5th	#5
1986-87	10-6	6-2	4-4	4th (tie)	#4
1987-88	5-11	5-3	0-8	8th	#8
1988-89	7-9	4-4	3-5	5th (tie)	#6
1989-90	8-8	4-4	4-4	5th (tie)	#6
1990-91	7-9	6-2	1-7	7th (tie)	#7
1991-92	6-12	4-5	2-7	9th	#9
1992-93	9-9	6-3	3-6	4th (tie)	#5
1993-94	10-8	8-1	2-7	4th (tie)	#4
1994-95	7-11	5-4	2-7	6th (tie)	#6
1995-96	9-9	5-4	4-5	3rd, BE 7	#6
1996-97	10-8	7-2	3-6	2nd BE 7	#4
1997-98	7-11	4-5	3-6	4th, BE 7	#8
1998-99	9-9	4-5	5-4	6th (tie)	#7
1999-00	4-12	2-6	2-6	12th	#12
2000-01	11-5	6-2	5-3	2nd, East	#2 East
2001-02	6-10	5-3	1-7	6th, East	#6 East
2002-03	8-8	5-3	3-5	3rd (tie), East	#3 East
2003-04	11-5	5-3	6-2	3rd (tie)	#3
2004-05	4-12	2-6	2-6	9th	#9
2005-06	5-11	3-5	2-6	13th	(DNQ)
2006-07	8-8	6-2	2-6	10th	#10
2007-08	6-12	4-5	2-7	12th (tie)	#2
2008-09	10-8	6-3	4-5	7th (tie)	#8
2009-10	4-14	2-7	2-7	15th	#15
2010-11	4-14	4-5	0-9	14th	#14
2011-12	4-14	3-6	1-8	15th	#15
2012-13	9-9	5-4	4-5	9th (tie)	#9
2013-14	10-8	6-3	4-5	3rd (tie)	#4
2014-15	11-7	6-3	5-4	4th	#4
2015-16	10-8	5-4	5-4	4th (tie)	#4
2016-17	10-8	6-3	4-5	3rd (tie)	#3
2017-18	10-8	6-3	4-5	3rd (tie)	#5
2018-19	7-11	4-5	3-6	8th (tie)	#8
2019-20	12-6	7-2	5-4	4th	#4
2020-21	9-10	6-3	3-7	6th	#6

REGULAR SEASON GAMES

Home Record: 188-163

Best Home Record: 8-1 in 1993-94

Worst Home Record: 0-3 in 1979-80

Most Consecutive Home Wins: 8 over 1995-96 and 1996-97 seasons

Most Consecutive Home Losses: 7 over 1979-80/80-81 seasons

Road Record: 113-239

Best Road Record: 6-2 in 2003-04

Worst Road Record: 0-9 in 2010-11

Most Consecutive Road Wins: 3 in 1988-89, 1989-90 and 2000-01

Most Consecutive Road Losses: 15 over 2009-10 and 2010-11 seasons

Longest Winning Streak: 6 games in 1986-87 and 2019-20

Longest Losing Streak: 11 games over 1979-80/80-81 seasons

Longest Losing Streak (single season): 10 games in 2009-10

2020-21 RESULTS (13-13, 9-10 BIG EAST)

(HOME: 8-3/AWAY: 4-7/NEUTRAL: 1-3)

			Attendance	High Scorer/Rebounder
NOVEMBER				
25	Fairfield	W, 97-56	0	Watson 23/Watson 10
<i>Maui Invitational, Asheville, N.C.</i>				
30	vs. Indiana	L, 79-58	0	Two with 12/Horchler 9
DECEMBER				
1	vs. Davidson	W, 63-62	0	Watson 22/Horchler 8
2	vs. Alabama	L, 88-71	0	Duke 19/Two with 4
5	Fairleigh Dickinson	W, 79-67	0	Duke 28/Duke 8
<i>Big 12-BIG EAST Battle</i>				
9	at TCU	W, 79-70	1,620	Duke 28/Two with 8
20	at SETON HALL	W, 80-77 ot	0	Watson 23/Watson 11
23	at BUTLER	L, 70-64	1,724	Watson 19/Watson 8
27	DEPAUL	W, 95-90 2ot	0	Duke 24/Watson 14
30	BUTLER	W, 71-55	0	Duke 22/Duke 13
JANUARY				
2	CREIGHTON	L, 67-65	0	Two with 13/Watson 8
10	at XAVIER	L, 74-73	300	Dunn 30/Watson 14
12	at MARQUETTE	L, 79-69	0	Watson 18/Two with 6
20	at CREIGHTON	W, 74-70	0	Watson 29/Reeves 8
23	at VILLANOVA	L, 71-56	0	Breed 18/Two with 11
27	MARQUETTE	W, 72-63 ot	0	Duke 31/Watson 7
30	at GEORGETOWN	L, 73-72	0	Reeves 28/Horchler 7
FEBRUARY				
3	SETON HALL	L, 60-43	0	Two with 10/Two with 8
6	ST. JOHN'S	L, 92-81	0	Watson 30/Two with 8
10	CONNECTICUT	W, 70-59	0	Two with 17/Horchler 10
13	at DEPAUL	W, 57-47	0	Duke 17/Duke 13
16	at CONNECTICUT	L, 73-61	0	Breed 14/Watson 6
24	XAVIER	W, 83-68	0	Horchler 20/Two with 9
MARCH				
3	at ST. JOHN'S	L, 81-67	0	Watson 19/Horchler 9
6	VILLANOVA	W, 54-52	0	Two with 20/Horchler 13
10	vs. DEPAUL - BET	L, 70-62	824	Watson 18/Watson 9

BET - BIG EAST Tournament

BIG EAST CHAMPIONSHIP RESULTS (1980-2021)

vs.	Won	Lost	vs.	Won	Lost	vs.	Won	Lost
Butler	2	0	Louisville	0	1	Syracuse	1	2
Boston College	1	1	Marquette	0	1	Villanova	1	10
Cincinnati	0	1	Notre Dame	1	0	West Virginia	2	3
Connecticut	2	2	Pittsburgh	0	1	Xavier	1	0
Creighton	2	1	Rutgers	1	0	Total	24	38
DePaul	1	1	St. John's	5	2			
Georgetown	1	7	Seton Hall	3	5			

CAREER LEADERS

Points	Total-Avg.
Ryan Gomes, 2001-05	2138-18.4
LaDontae Henton, 2011-15	2059-15.3
Jimmy Walker, 1963-67	2045-25.2
Eric Murdock, 1987-91	2021-17.3
Bryce Cotton, 2010-14	1975-15.2
Jamel Thomas, 1995-99	1971-15.9
Marvin Barnes, 1970-74	1839-20.7
Joe Hassett, 1973-77	1828-14.7
Bruce Campbell, 1974-78	1809-14.8
Ernie DiGregorio, 1969-73	1760-20.5

Rebounds	Total-Avg.
Marvin Barnes, 1970-74	1592-17.9
Jim Hadnot, 1958-62	1299-15.5
John Thompson, 1960-64	1061-13.4
Geoff McDermott, 2005-09	1055-8.7
LaDontae Henton, 2011-15	1,054-7.8
Michael Smith, 1991-94	1038-11.4
Ryan Gomes, 2001-05	1028-8.9
Bruce Campbell, 1974-78	949-7.8
Otis Thorpe, 1980-84	902-7.8
Bill Eason, 1974-78	800-6.9


Assists	Total
Vincent Council, 2009-13	725
Ernie DiGregorio, 1969-73	662
Kyron Cartwright, 2014-18	646
Kris Dunn, 2012-16	552
Billy Donovan, 1983-87	546
Carlton Screen, 1986-90	532
Ricky Tucker, 1979-83	520
Bob Misevicius, 1974-78	490
Eric Murdock, 1987-91	487
Vinnie Ernst, 1959-63	487

Steals	Total
John Linehan, 1997-02	385
Eric Murdock, 1987-91	376
Carlton Screen, 1986-90	228
Kris Dunn, 2012-16	208
Harold Starks, 1982-86	207
Geoff McDermott, 2005-09	205
Corey Wright, 1996-99	181
Ryan Gomes, 2001-05	181
Joe Hassett, 1973-77	176
Michael Brown, 1992-96	174

Blocked Shots	Total
Marvin Barnes, 1970-74	333
Marcus Douthitt, 2000-04	295
Bob Cooper, 1973-77	284
Herbert Hill, 2004-07	189
Steve Wright, 1984-88	184
Carson Desrosiers, 2011-15	161
Randall Hanke, 2004-09	155
Rich Hunger, 1977-81	144
Bilal Dixon, 2009-12	141
Bob Misevicius, 1974-78	121



Posh Alexander



QUICK FACTS

Location: Queens, N.Y.
Enrollment: 20,729
Founded: 1870
Nickname: Red Storm
Colors: Red and White
Home Courts:
 Carnesecca Arena (5,602)
 Madison Square Garden (19,786)

COACHING STAFF

Head Coach
 Mike Anderson: (Tulsa '82)
 Office Phone: (718) 990-6225

Associate Head Coach:
 T.J. Cleveland (Arkansas '02)

Assistant Coaches:
 Van Macon (Southampton '94)
 Greg Vetrone (LIU-C.W. Post '85)

ADMINISTRATION

President
 Rev. Brian J. Shanley, O.P.

Director of Athletics
 Mike Cragg
 Athletics Phone: (718) 990-6138

Associate AD/Communications
 Steve Dombroski
 Office Phone: (718) 990-6897
 Cell Phone: (518) 928-6103
 Email: dombross@stjohns.edu

2021-22 SCHEDULE

NOVEMBER

9	Mississippi Valley State (FS1)	7:45
13	Saint Peter's (FS2)	4:00
<i>Gavitt Tipoff Games</i>		
17	at Indiana (FS1)	9:00
20	Fairleigh Dickinson (FS2)	6:00
23	St. Francis, N.Y. (FS2)	7:00
27	NJIT (FS2)	4:00

DECEMBER

BIG EAST/Big 12 Battle

3	Kansas ^{UBS} (FS1)	7:00
5	Fordham (FS1)	7:00
9	Monmouth (FS1)	8:30
12	Colgate (FS1)	Noon
18	Pittsburgh ^{MSG}	Noon
20	AT SETON HALL (FS1)	8:30
23	BUTLER (FS1)	6:30
29	MARQUETTE (CBSSN)	8:00

JANUARY

1	AT GEORGETOWN (CBSSN)	Noon
5	DEPAUL (FS1)	6:30
8	AT PROVIDENCE (FS1)	TBD
12	AT UCONN (FS1)	8:30
16	GEORGETOWN ^{MSG} (FOX)	Noon/4:30
19	AT CREIGHTON (FS1)	7:00
22	SETON HALL ^{MSG} (FS1)	Noon
29	AT VILLANOVA (FOX)	4:30

FEBRUARY

1	PROVIDENCE (CBSSN)	9:00
5	AT BUTLER (FS1)	Noon
8	VILLANOVA ^{MSG} (FS1)	8:30
13	UCONN ^{MSG} (FOX)	Noon
16	AT XAVIER (CBSSN)	6:30
23	CREIGHTON (FS1)	6:30
27	AT DEPAUL (FS1)	5:00

MARCH

2	XAVIER (FS1)	6:30
5	AT MARQUETTE (TBD)	TBD

^{MSG}Madison Square Garden; ^{UBS}UBS Arena; All times are Eastern.

The Big Picture

St. John's coach Mike Anderson, who was the BIG EAST Coach of the Year last season, can build around two of the top players in the league, junior wing Julian Champagnie and sophomore guard Posh Alexander. Champagnie was the league scoring champion last season in conference play. Alexander was tops in the league in steals and earned BIG EAST Freshman of the Year honors. Guard Dylan Addae-Wusu made good contributions as a freshman and is ready for a larger role. Anderson will be looking for additional support from a group of transfers that includes forward Aaron Wheeler and guards Stef Smith, Tareq Coburn and Montez Mathis.

2021-22 ROSTER

No.	Name	Pos.	Ht.	Wt.	Yr.	Hometown/Previous School
5	Dylan Addae-Wusu	G	6-4	225	So.	Bronx, N.Y./Our Savior Lutheran
0	Posh Alexander	G	6-0	200	So.	Brooklyn, N.Y./Our Savior Lutheran
2	Julian Champagnie	G/F	6-8	215	Jr.	Brooklyn, N.Y./Bishop Loughlin
10	Tareq Coburn	G	6-5	210	Gr.	Queens, N.Y./Hofstra
14	Artemios Gavalas	G	6-0	180	So.	Southampton, N.Y./Southampton
23	Montez Mathis	G	6-4	210	Sr.	Baltimore, Md./Rutgers
22	Esahia Nyiwe	F	6-10	215	Jr.	Omaha, Neb./Clarendon College
24	Rafael Pinzon	G	6-6	175	Fr.	Arecibo, P.R./Long Is. Lutheran (N.Y.)
34	Jalen Rosemond	F	6-8	220	Sr.	Merrick, N.Y./Sanford C. Calhoun
3	Stef Smith	G	6-2	195	R-Sr.	Ajax, Ontario/Vermont
11	Joel Soriano	C	6-11	260	Jr.	Yonkers, N.Y./Fordham
4	O'Mar Stanley	F	6-8	240	Fr.	Overland Park, Kan./Link Year Prep
55	Drissa Traore	F	6-8	210	Fr.	New York, N.Y./Long Is. Lutheran
1	Aaron Wheeler	F	6-9	205	R-Jr.	Stamford, Ct./Purdue

2020-21 STATISTICS

#	Player	TOTAL										3-PTS			REBOUNDS											
		GP	GS	Min	Avg	FG	FGA	Pct	3FG	FGA	Pct	FT	FTA	Pct	Off	Def	Tot	Avg	PF	FO	A	TO	Blk	Stl	Pts	Avg
02	CHAMPAGNIE, Julian	25	24	822	32.9	166	383	.433	60	158	.380	102	115	.887	41	143	184	7.4	44	1	33	47	25	36	494	19.8
	Conference-Only...	19	19	636	33.5	119	278	.428	50	124	.403	83	95	.874	28	116	144	7.6	38	1	22	39	20	26	371	19.5
00	ALEXANDER, Posh	25	24	776	31.0	108	238	.454	20	67	.299	37	51	.725	37	49	86	3.4	57	1	107	58	1	65	273	10.9
	Conference-Only...	17	17	521	30.6	79	174	.454	16	53	.302	17	26	.654	25	33	58	3.4	37	1	73	34	1	42	191	11.2
04	WILLIAMS Jr., Greg	24	18	594	24.8	74	160	.463	26	58	.448	54	74	.730	6	45	51	2.1	51	0	50	31	14	31	228	9.5
	Conference-Only...	17	11	384	22.6	49	107	.458	20	42	.476	26	36	.722	2	27	29	1.7	36	0	28	20	13	11	144	8.5
03	DUNN, Rasheem	22	17	637	29.0	77	187	.412	5	32	.156	47	68	.691	7	56	63	2.9	35	0	87	52	1	31	206	9.4
	Conference-Only...	19	14	551	29.0	65	160	.406	4	26	.154	41	60	.683	5	48	53	2.8	32	0	75	46	1	28	175	9.2
13	MOORE, Isaih	25	8	432	17.3	92	160	.575	7	26	.269	39	51	.765	44	77	121	4.8	63	2	20	23	17	13	230	9.2
	Conference-Only...	18	2	295	16.4	65	107	.607	6	18	.333	24	31	.774	33	47	80	4.4	46	1	14	14	14	8	160	8.9
15	COLE, Vince	27	22	629	23.3	83	211	.393	35	98	.357	35	42	.833	15	54	69	2.6	38	1	30	33	14	13	236	8.7
	Conference-Only...	19	15	434	22.8	47	133	.353	23	66	.348	20	25	.800	10	33	43	2.3	22	0	24	22	9	6	137	7.2
10	EARLINGTON, Marcellu	27	1	456	16.9	70	165	.424	27	67	.403	16	28	.571	23	87	110	4.1	51	0	18	22	8	18	183	6.8
	Conference-Only...	19	0	315	16.6	44	104	.423	19	44	.432	9	15	.600	17	64	81	4.3	36	0	12	15	5	11	116	6.1
05	ADDAE-WUSU, Dylan	27	0	548	20.3	65	146	.445	16	59	.271	29	47	.617	28	44	72	2.7	73	5	64	52	3	22	175	6.5
	Conference-Only...	19	0	374	19.7	45	102	.441	10	41	.244	23	38	.605	23	31	54	2.8	47	3	42	37	2	12	123	6.5
01	ROBERTS, Josh	25	17	267	10.7	29	45	.644	0	0	.000	7	9	.778	33	34	67	2.7	36	1	9	6	19	6	65	2.6
	Conference-Only...	17	13	182	10.7	18	26	.692	0	0	.000	5	7	.714	17	23	40	2.4	27	1	6	4	12	2	41	2.4
12	TORO, Arnaldo	21	4	188	9.0	9	24	.375	0	1	.000	7	11	.636	15	23	38	1.8	30	0	9	7	2	8	25	1.2
	Conference-Only...	13	4	108	8.3	4	10	.400	0	0	.000	1	4	.250	8	14	22	1.7	17	0	6	3	2	3	9	0.7
23	CARAHAR, David	7	0	32	4.6	2	7	.286	1	5	.200	0	1	.000	0	3	3	0.4	2	0	3	2	0	0	5	0.7
	Conference-Only...	1	0	5	5.0	1	2	.500	1	2	.500	0	0	.000	0	1	1	1.0	1	0	1	0	0	0	3	3.0
11	McGRIFF, John	18	0	92	5.1	4	17	.235	3	8	.375	1	2	.500	1	10	11	0.6	13	0	10	7	1	3	12	0.7
	Conference-Only...	11	0	45	4.1	1	6	.167	1	4	.250	0	0	.000	0	5	5	0.5	6	0	2	4	1	2	3	0.3
14	GAVALAS, Artemios	3	0	2	0.7	0	1	.000	0	1	.000	0	0	.000	1	0	1	0.3	0	0	0	0	0	0	0	0.0
	Conference-Only...	1	0	0	0.0	0	0	.000	0	0	.000	0	0	.000	0	0	0	0.0	0	0	0	0	0	0	0	0.0
	TEAM.....														51	44	95	3.5	0			1				
	Conference-Only...														33	33	66	3.5	0			1				
	Total.....	27				779	1744	.447	200	580	.345	374	499	.750	302	669	971	36.0	493	11	440	341	105	246	2132	79.0
	Conference-Only...	19				537	1209	.444	150	420	.357	249	337	.739	201	475	676	35.6	345	7	305	239	80	151	1473	77.5
	Opponents.....	27				756	1634	.463	206	603	.342	354	520	.681	291	732	1023	37.9	452	-	395	444	108	186	2072	76.7
	Conference-Only...	19				533	1173	.454	143	432	.331	256	370	.692	217	522	739	38.9	309	3	286	284	72	133	1465	77.1

2021-22 RED STORM NEWCOMERS**Tareq Coburn, G, Gr., 6-5, 210, Queens, N.Y./Hofstra**

- Was named CoSIDA Academic All-America and CAA Scholar-Athlete of the Year in 2020-21.
- Averaged 15.1 points and shot 39.6 percent from 3-point range.

Montez Mathis, G, Sr., 6-4, 210, Baltimore, Md./Rutgers

- Helped Rutgers to an NCAA bid while averaging 8.3 points in 13 starts.
- In 2019-20, started all 31 games and averaged 7.4 points and 3.5 rebounds.

Esahia Nyiwe, F, Jr., 6-10, 215, Omaha, Neb./Clarendon College (Tex.)

- Enrolled at Texas Tech in '20-21, but did not play.
- At Clarendon JC in '19-20, averaged 8.1 points and 8.0 rebounds.

Rafael Pinzon, G, Fr., 6-6, 175, Arecibo, P.R./Long Island Lutheran

- Was rated a 3-star recruit by 247sports and the No. 8 recruit in New York State.
- Averaged 16.2 points for Puerto Rico in 2019 Centrobasket U17 Championship.

Stef Smith, G, R-Sr., 6-2, 195, Ajax, Ontario/Vermont

- At Vermont, was All-America East Second Team in '21-22 and First Team in '20-21.
- Scored 1,211 career points, including 198 3-pointers.

Joel Soriano, C, Jr., 6-11, 260, Yonkers, N.Y./Fordham

- Started all 14 of Fordham's games last year, averaging 10.4 points and 9.2 rebounds.
- Was third in the Atlantic 10 in rebounding and fourth in field goal shooting (.545).

O'Mar Stanley, F, Fr., 6-8, 240, Overland Park, Kan./Link Year Prep (Mo.)

- Ranked as a three-star recruit by 247sports.
- Before Link Year Prep, was Class 6A All-State Second Team at Blue Valley West H.S. in '19-20.

Drissa Traore, F, Fr., 6-8, 210, New York, N.Y./Long Island Lutheran

- Was ranked No. 8 recruit in New York State by 247sports.
- Played with Rafael Pinzon and was considered a three-star recruit at Long Island Lutheran.

Aaron Wheeler, F, R-Jr., 6-9, 205, Stamford, Ct./Purdue

- Helped Purdue to an NCAA bid, averaging 3.9 points, 4.4 boards in 18.3 minutes per game.
- Played three years at Purdue.



HEAD COACH MIKE ANDERSON

Hired at St. John's: April 19, 2019

Coaching File: Head coach, Arkansas, 2011-19; Head coach, Missouri, 2006-11; Head coach, UAB, 2002-06; Assistant coach: Arkansas 1985-2002.

Highlights: 2020-21 BIG EAST Coach of the Year; In 19 seasons as a head coach, has never had a losing record; Nine NCAA bids, including two Sweet 16 (2009, 2004) and one Elite Eight (2009); As an assistant to Nolan Richardson at Arkansas, three Final Fours, including

1994 NCAA National Championship.

Collegiate File: Played for Nolan Richardson at Tulsa for two seasons. Team won the NIT in 1981 and earned an NCAA berth in 1982.

Education: Education major, Tulsa, '82.

Personal: Birthdate: 12-12-59; A native of Birmingham, Ala., he and his wife, Marcheita, have three children: Darcheita, Michael Jr. and Yvonne. Michael Jr. played at Missouri under his father. Yvonne played at Texas and now plays in Turkey.

ANDERSON'S RECORD

Career Record (19 years).....	402-226 (.640)
Arkansas Record (eight years).....	169-102 (.624)
Missouri Record (five years).....	111-57 (.661)
UAB Record (four years).....	89-41 (.685)
St. John's Record (two years).....	33-26 (.559)
BIG EAST Regular Season Record (two years).....	15-22 (.405)
BIG EAST Tournament Record (two years).....	1-1 (.500)
BIG EAST Overall Record (two years).....	16-23 (.410)

YEAR-BY-YEAR

	Overall	Conference	Conf. Tourn.	Postseason
2002-03 UAB	21-13	8-8/T2nd	3-1	NIT 2-1
2003-04 UAB	22-10	12-4/T1st	1-1	NCAA 2-1
2004-04 UAB	22-11	10-6/T4th	2-1	NCAA 1-1
2005-06 UAB	24-7	12-2/T2nd	2-1	NCAA 1-1
2006-07 Missouri	18-12	7-9/6th	0-1	---
2007-08 Missouri	16-16	6-10/10th	0-1	---
2008-09 Missouri	31-7	12-4/3rd	3-0/1st	NCAA 3-1
2009-10 Missouri	23-11	10-6/5th	0-1	NCAA 1-1
2010-11 Missouri	23-11	8-8/T5th	1-1	NCAA 0-1
2011-12 Arkansas	18-14	6-10/9th	0-1	---
2012-13 Arkansas	19-13	10-8/7th	0-1	---
2013-14 Arkansas	22-12	10-8/5th	0-1	NIT 1-1
2014-15 Arkansas	27-9	13-5/2nd	2-1	NCAA 1-1
2015-16 Arkansas	16-16	9-9/8th	0-1	---
2016-17 Arkansas	26-10	12-6/T3rd	2-1	NCAA 1-1
2017-18 Arkansas	23-12	10-8/T4th	2-1	NCAA 0-1
2018-19 Arkansas	18-16	8-10/T9th	0-1	NIT 1-1
2019-20 St. John's	17-15	5-13/T8th	1-0	---
2020-21 St. John's	16-11	10-9/T4th	0-1	---

REGULAR SEASON GAMES

Home Record: 203-139

Best Home Record: 8-0 in 1985-86, 1999-00; 7-0 in 1980-81

Worst Home Record: 1-8 in 2015-16

Most Consecutive Home Wins: 16 over

1998-99/99-00/00-01 seasons

Most Consecutive Home Losses: 7 games over

1993-94/94-95 seasons

Road Record: 130-212

Best Road Record: 8-0 in 1984-85

Worst Road Record: 0-9 in 2015-16

Most Consecutive Road Wins: 9 over 1984-85/85-86 seasons

Most Consecutive Road Losses: 16 games over 2003-04 and 2004-05

Longest Winning Streak: 14 games in 1984-85

Longest Losing Streak: 13 games in 2015-16 and over 2017-18 and 2017-18

BIG EAST REGULAR SEASON RESULTS

Year	Won-Lost	Home	Away	Finish	Championship Seed
1979-80	5-1	2-1	3-0	1st (3 tied)	#2
1980-81	8-6	7-0	1-6	3rd (3 tied)	#3
1981-82	9-5	4-3	5-2	3rd	#3
1982-83	12-4	7-1	5-3	1st (3 tied)	#3
1983-84	8-8	5-3	3-5	4th (tie)	#5
1984-85	15-1	7-1	8-0	1st	#1
1985-86	14-2	8-0	6-2	1st (tie)	#1
1986-87	10-6	6-2	4-4	4th (tie)	#5
1987-88	8-8	4-4	4-4	5th (tie)	#5
1988-89	6-10	5-3	1-7	7th (tie)	#8
1989-90	10-6	4-4	6-2	4th	#4
1990-91	10-6	7-1	3-5	2nd	#2
1991-92	12-6	8-1	4-5	1st (tie)	#3
1992-93	12-6	8-1	4-5	2nd	#2
1993-94	5-13	3-6	2-7	9th	#9
1994-95	7-11	4-5	3-6	6th (tie)	#8
1995-96	5-13	4-5	1-8	5th, BE 6	#11
1996-97	8-10	3-6	5-4	4th, BE 6	#10
1997-98	13-5	6-3	7-2	2nd, BE 6	#3
1998-99	14-4	7-2	7-2	3rd	#3
1999-00	12-4	8-0	4-4	3rd	#3
2000-01	8-8	6-2	2-6	3rd (tie), East	#3 East
2001-02	9-7	7-1	2-6	3rd, East	#3 East
2002-03	7-9	3-5	4-4	5th, East	#5 East
2003-04	1-15	1-7	0-8	14th	DNQ
2004-05	3-13	3-5	0-8	11th	N/A
2005-06	5-11	3-5	2-6	13th (tie)	DNQ
2006-07	7-9	6-2	1-7	11th	#11
2007-08	5-13	3-6	2-7	14th	DNQ
2008-09	6-12	5-4	1-8	13th	#13
2009-10	6-12	3-6	3-6	13th	#13
2010-11	12-6	7-2	5-4	3rd (tie)	#5
2011-12	6-12	4-5	2-7	11th (tie)	#12
2012-13	8-10	5-4	3-6	11th	#11
2013-14	10-8	6-3	4-5	T3rd	#5
2014-15	10-8	7-2	3-6	5th	#5
2015-16	1-17	1-8	0-9	10th	#10
2016-17	7-11	5-4	2-7	8th	#8
2017-18	4-14	2-7	2-7	9th (tie)	#9
2018-19	8-10	5-4	3-6	7th	#7
2019-20	5-13	4-5	1-8	8th (tie)	#9
2020-21	10-9	6-3	4-6	4th (tie)	\$4

2020-21 RESULTS (16-11, 10-9 BIG EAST)

(HOME: 11-3/AWAY: 4-6/NEUTRAL: 1-2)

NOVEMBER

Lapchick Tournament

Date	Opponent	Result	Attendance	High Scorer/Rebounder
25	Saint Peter's	W, 70-68	0	Two with 14/Roberts 13
26	La Salle	W, 82-65	0	Cole 19/Moore 9
30 vs.	Boston College^	W, 97-93	0	Champagnie 29/Champagnie 10

DECEMBER

2 vs.	BYU (MSA)	L, 74-68	0	Champagnie 25/Alexander 6
6	Stony Brook	W, 89-66	0	Williams 21/Moore 7
8	Rider	W, 82-79	0	Cole 26/Champagnie 10
11 at	SETON HALL	L, 77-68	0	Champagnie 24/Champagnie 6
13 at	GEORGETOWN	L, 97-94 ot	0	Moore 26/Moore 14
17	CREIGHTON	L, 94-76	0	Champagnie 17/Champagnie 5
20	GEORGETOWN	W, 94-83	0	Williams 26/Champagnie 9

JANUARY

6 at	XAVIER	L, 69-61	300	Dunn 17/Two with 9
9 at	CREIGHTON	L, 97-79	1,777	Champagnie 33/Champagnie 10
12	BUTLER	W, 69-57	0	Champagnie 18/Cole 6
16	MARQUETTE	L, 73-71	0	Champagnie 20/Cole 5
18 at	CONNECTICUT	W, 74-70	0	Alexander 18/Champagnie 6
23	Utah Valley	W, 96-78	0	Alexander 20/Roberts 7
27 at	DEPAUL	W, 81-68	0	Cole 18/Roberts 7
31 at	MARQUETTE	W, 75-73	0	Champagnie 22/Champagnie 7

FEBRUARY

3	VILLANOVA	W, 70-59	0	Alexander 16/Champagnie 13
6 at	PROVIDENCE	W, 92-81	0	Champagnie 24/Champagnie 10
10 at	BUTLER	L, 76-73 ot	0	Champagnie 19/Champagnie 10
16	XAVIER	W, 93-84	0	Champagnie 21/Earlinton 9
20	DEPAUL	L, 88-83	0	Champagnie 29/Champagnie 7
23 at	VILLANOVA	L, 81-68	0	Champagnie 16/Champagnie 7

MARCH

3	PROVIDENCE	W, 81-67	0	Dunn 21/Moore 11
6	SETON HALL	W, 81-71	0	Champagnie 22/Two with 6
11 vs.	SETON HALL - BET	L, 77-69 ot	824	Champagnie 16/Champagnie 9

MSA - Mohegan Sun Arena | BET - BIG EAST Tournament

BIG EAST CHAMPIONSHIP RESULTS (1980-2021)

vs.	Won	Lost	vs.	Won	Lost	vs.	Won	Lost
Boston College	4	2	Miami	2	1	Seton Hall	2	1
Connecticut	4	2	Notre Dame	1	1	Syracuse	1	4
DePaul	1	0	Pittsburgh	2	2	Villanova	5	4
Georgetown	4	5	Providence	2	5	Xavier	0	1
Marquette	0	5	Rutgers	2	0	Total	30	33

CAREER LEADERS

Points	Total-Avg.
Chris Mullin, 1981-85	2440-19.5
Malik Sealy, 1988-92	2401-18.9
D'Angelo Harrison, 2011-15	2178-17.4
Felipe Lopez, 1994-98	1927-16.9
Shamorie Ponds, 2016-19	1870-19.5
Bob Zawoluk, 1949-52	1826-20.1
Zendon Hamilton, 1994-98	1810-15.9
George Johnson, 1974-78	1763-15.1
David Russell, 1979-83	1753-14.6
Glenn Williams, 1973-77	1727-14.9

Rebounds	Total-Avg.
George Johnson, 1974-78	1240-10.6
Lloyd "Sonny" Dove, 1964-67	1036-12.0
Tony Jackson, 1958-61	991-13.5
Zendon Hamilton, 1994-98	949-8.3
LeRoy Ellis, 1959-62	927-12.2
Malik Sealy, 1988-92	880-6.9
Mel Davis, 1970-72	845-15.6
David Russell, 1979-83	832-6.9
Wayne McKoy, 1977-81	824-7.0
Charles Minlend, 1992-97	784-6.9

Assists	Total
Mark Jackson, 1983-87	738
Jason Buchanan, 1988-92	665
Eugene Lawrence, 2004-08	520
Frank Alagia, 1972-76	478
Chris Mullin, 1981-85	449
Shamorie Ponds, 2016-19	413
Malik Booth, 2007-11	370
Bernard Rencher, 1977-80	352
Mel Utley, 1972-75	345
Kevin Cluess, 1972-75	319

Steals	Total
Malik Sealy, 1988-92	238
Shamorie Ponds, 2016-19	225
Jason Buchanan, 1988-92	220
Chris Mullin, 1981-85	213
Marcus Hatten, 2001-03	205
Sir'Dominic Pointer, 2011-15	200
Eugene Lawrence, 2004-08	196
D.J. Kennedy, 2007-11	183
Mark Jackson, 1983-87	174
Erick Barkley, 1998-00	167

Blocked Shots	Total
Chris Obekpa, 2012-15	321
Robert Werdann, 1988-92	188
Sir'Dominic Pointer, 2011-15	173
Wayne McKoy, 1977-81	164
Tariq Owens, 2016-18	163
Bill Wennington, 1981-85	152
Kassoum Yakwe, 2015-18	149
George Johnson, 1974-78	130
Walter Berry, 1984-86	121
Lamont Hamilton, 2003-07	118

Seton Hall



Myles Cale



QUICK FACTS

Location: South Orange, N.J.
Enrollment: 10,300
Founded: 1856
Nickname: Pirates
Colors: Blue, Silver and Grey
Home Court: Prudential Center (10,353)

COACHING STAFF

Head Coach
 Kevin Willard (Pittsburgh '97)
 Office Phone: (973) 761-9070

Assistant Coaches
 Duane Woodward (Boston College '98)
 Grant Billmeier (Seton Hall '07)
 Donald Copeland (Seton Hall '06)

ADMINISTRATION

President
 Joseph E. Nyre, Ph.D.

Director of Athletics
 Bryan Felt
 Athletics Phone: (973) 761-9492

Associate AD/Communications
 Peter Long
 Office Phone: (973) 761-9694
 Email: Peter.Long@shu.edu
 Cell Phone: (732) 814-5436

2021-22 SCHEDULE

NOVEMBER
 10 Fairleigh Dickinson (FS1) 7:00
 14 Yale (FS1) Noon
Gavitt Tipoff Games
 16 at Michigan (FS1) 9:00
Fort Myers Tip-Off
 22 vs. Ohio State (FS1) 6:00
 24 vs. Cal/Florida (FS1) 6:00/8:30
 28 Bethune-Cookman (FS1) Noon

DECEMBER
 1 Wagner (FS1) 7:00
 4 Nyack College (FS2) Noon
BIG EAST/Big 12
 9 Texas (FS1) Noon
Garden State Hardwood Classic
 12 Rutgers (FS1) 7:30
Gotham Classic, MSG
 18 vs. Iona^{MSG} (TBD) TBD
 20 ST. JOHN'S (FS1) 8:30
 23 AT DEPAUL (FS1) 8:30
 29 AT PROVIDENCE (FS1) 7:00

JANUARY
 1 VILLANOVA (CBS) 2:00
 4 AT BUTLER (CBSSN) 8:00
 8 UCONN (FOX) Noon
 15 AT MARQUETTE (FS1) Noon
 18 PROVIDENCE (FS1) 9:00
 22 AT ST. JOHN'S (FS1) Noon
 26 MARQUETTE (FS1) 5:00

FEBRUARY
 1 AT GEORGETOWN (FS1) 8:30
 4 CREIGHTON (FS1) 7:00
 9 XAVIER (FS1) 7:00
 12 AT VILLANOVA (FOX) 1:00
 16 AT UCONN (CBSSN) 8:30
 19 DEPAUL (FS1) 8:00
 23 BUTLER (FS1) 8:30
 26 AT XAVIER (FOX) 3:30

FEBRUARY
 2 GEORGETOWN (CBSSN) 7:00
 5 AT CREIGHTON (TBD) TBD

^{MSG} Madison Square Garden; All times are Eastern.

The Big Picture

The Pirates have to replace versatile forward Sandro Mamukelashvili, who shared BIG EAST Player of the Year honors last year, but coach Kevin Willard's team appears to have plenty of quality options. Jared Rhoden is an athletic, productive forward and one of the BIG EAST's elite players. Dependable wing Myles Cale is back for a fifth season. Center Ike Obiagu was the league's blocked shots leader last year. Another fifth-year player, guard Bryce Aiken, hopes to stay injury free. A couple of transfers, guards Kadary Richmond and Jamir Harris, may make immediate contributions.

2021-22 ROSTER

No.	Name	Pos.	Ht.	Wt.	Yr.	Hometown/Previous School
1	Bryce Aiken	G	6-0	180	Gr.	Randolph, N.J./Harvard
22	Myles Cale	G	6-6	210	Gr.	Middletown, Del./Appoquinimink
23	Ryan Conway	G	6-2	180	Fr.	Baltimore, Md./Dulaney
30	Sylwester Granda	G	6-4	190	So.	Brooklyn, N.Y./H.S. for Environ. Studies
15	Jamir Harris	G	6-2	195	Gr.	North Brunswick, N.J./American U.
2	Tray Jackson	F	6-10	210	Jr.	Detroit, Mich./U. of Missouri
25	Jahari Long	G	6-5	200	So.	Houston, Texas/Episcopal (Fla.)
21	Ike Obiagu	C	7-2	265	Gr.	Abuja, Nigeria/Florida State
33	Tyler Powell	G/F	6-5	220	Fr.	Los Angeles, Calif./Ribet Academy
14	Jared Rhoden	G/F	6-6	210	Sr.	Baldwin, N.Y./Our Savior Lutheran
0	Kadary Richmond	G	6-6	200	So.	Brooklyn, N.Y./Syracuse U.
4	Tyrese Samuel	F	6-10	230	Jr.	Montreal, Quebec/Orangeville Prep
32	Jo Smith	F	6-9	200	So.	Selma, Alabama/Chipola College
20	Brandon Weston	G/F	6-5	200	Fr.	Brooklyn, N.Y./Hillcrest Prep (Ariz.)
10	Alexis Yetna	F	6-8	225	Gr.	Paris, France/U. of South Florida

2020-21 STATISTICS

##	Player	GP	GS	Min	Avg	TOTAL			3-PTS			REBOUNDS			PF	FO	A	TO	Blk	Stl	Pts	Avg				
						FG	FGA	Pct	3FG	FGA	Pct	FT	FTA	Pct									Off	Def	Tot	Avg
23	MAMUKELASHVILI, S.	27	27	962	35.6	168	387	.434	42	125	.336	95	133	.714	50	154	204	7.6	47	0	87	89	15	29	473	17.5
	Conference-Only...	19	19	675	35.5	118	266	.444	30	88	.341	68	93	.731	31	109	140	7.4	33	0	63	68	10	22	334	17.6
14	RHODEN, Jared	27	27	931	34.5	135	315	.429	37	122	.303	95	114	.833	40	140	180	6.7	58	2	51	48	11	32	402	14.9
	Conference-Only...	19	19	650	34.2	91	216	.421	26	87	.299	59	65	.908	26	90	116	6.1	37	1	36	30	4	24	267	14.1
22	CALE, Myles	27	27	834	30.9	113	252	.448	45	122	.369	42	58	.724	21	76	97	3.6	48	0	24	31	2	27	313	11.6
	Conference-Only...	19	19	596	31.4	85	187	.455	35	92	.380	30	41	.732	16	53	69	3.6	34	0	16	20	1	21	235	12.4
33	REYNOLDS, Shavar	27	27	791	29.3	70	157	.446	22	58	.379	47	57	.825	18	53	71	2.6	85	3	113	59	1	48	209	7.7
	Conference-Only...	19	19	534	28.1	46	108	.426	13	42	.310	33	37	.892	10	38	48	2.5	62	2	74	36	1	30	138	7.3
01	AIKEN, Bryce	14	0	200	14.3	23	72	.319	10	37	.270	24	27	.889	0	13	13	0.9	17	0	21	11	0	5	80	5.7
	Conference-Only...	13	0	192	14.8	22	68	.324	10	35	.286	23	26	.885	0	13	13	1.0	17	0	21	11	0	5	77	5.9
04	SAMUEL, Tyrese	27	0	463	17.1	62	111	.559	13	40	.325	8	26	.308	32	56	88	3.3	65	2	15	22	9	10	145	5.4
	Conference-Only...	19	0	336	17.7	42	76	.553	8	24	.333	6	18	.333	25	41	66	3.5	44	1	11	15	7	7	98	5.2
15	MOLSON, Takal	27	1	526	19.5	48	135	.356	8	40	.200	40	57	.702	24	54	78	2.9	50	0	23	36	3	14	144	5.3
	Conference-Only...	19	1	332	17.5	30	86	.349	2	25	.080	21	32	.656	17	31	48	2.5	29	0	13	24	3	7	83	4.4
21	OBIAGU, Ike	27	26	599	22.2	46	66	.697	0	0	.000	39	63	.619	52	69	121	4.5	63	3	6	26	77	0	131	4.9
	Conference-Only...	19	18	417	21.9	31	44	.705	0	0	.000	15	27	.556	33	47	80	4.2	37	1	5	15	51	0	77	4.1
02	JACKSON, Tray	3	0	14	4.7	1	4	.250	0	3	.000	2	2	1.000	3	1	4	1.3	1	0	0	2	0	1	4	1.3
	Conference-Only...	3	0	14	4.7	1	4	.250	0	3	.000	2	2	1.000	3	1	4	1.3	1	0	0	2	0	1	4	1.3
25	LONG, Jahari	19	0	131	6.9	6	19	.316	2	8	.250	5	5	1.000	1	10	11	0.6	5	0	6	13	0	2	19	1.0
	Conference-Only...	11	0	71	6.5	3	9	.333	1	4	.250	4	4	1.000	0	3	3	0.3	3	0	2	9	0	2	11	1.0
00	STEVENS, Dimingus	6	0	14	2.3	1	5	.200	1	5	.200	1	2	.500	0	1	1	0.2	3	0	0	2	0	1	4	0.7
	Conference-Only...	3	0	3	1.0	0	2	.000	0	2	.000	0	0	.000	0	0	0	0.0	1	0	0	1	0	0	0	0.0
30	GRANDA, Sylwester	5	0	10	2.0	0	2	.000	0	1	.000	0	0	.000	0	0	0	0.0	0	0	1	0	0	1	0	0.0
	Conference-Only...	3	0	5	1.7	0	2	.000	0	1	.000	0	0	.000	0	0	0	0.0	0	0	1	0	0	1	0	0.0
	TEAM.....															35	38	73	2.9	0			11			
	Conference-Only...															28	27	55	3.2	0			8			
	Total.....	27				673	1525	.441	180	561	.321	398	544	.732	276	665	941	34.9	442	10	347	350	118	170	1924	71.3
	Conference-Only...	19				469	1068	.439	125	403	.310	261	345	.757	189	453	642	33.8	298	5	242	239	77	120	1324	69.7
	Opponents.....	27				680	1576	.431	198	541	.366	323	430	.751	282	654	936	34.7	480	-	329	356	93	177	1881	69.7
	Conference-Only...	19				480	1095	.438	142	376	.378	213	275	.775	195	456	651	34.3	310	4	241	254	63	123	1315	69.2

2021-22 PIRATE NEWCOMERS

Ryan Conway, G, Fr., 6-1, 180, Baltimore, Md./Dulaney

- Was a two-time All-Metro selection by the Baltimore Sun
- His high school did not play any games during his senior season because of COVID.

Jamir Harris, G, Gr., 6-2, 195, North Brunswick, N.J./American

- Averaged 20.5 points and 3.5 assists last season at American.
- Led the nation in 3-pointers made per game with a 3.9 average.

Tyler Powell, G/F, Fr., 6-5, 220, Los Angeles, Calif./Ribet Academy

- Averaged 19 points and nine rebounds as a junior.

Kadary Richmond, G, So., 6-6, 200, Brooklyn, N.Y./Syracuse

- Averaged 21 minutes per game as a freshman at Syracuse in '20-21.
- Averaged 6.3 points, 3.1 assists and 1.6 steals.

Jo Smith, F, So., 6-9, 200, Selma, Ala./Chipola JC

- Helped lead Chipola to a spot in the NJCCA Final Four last March.
- In '19-20, helped lead Crestwood Prep (Ont.) to Ontario Scholastic Assn. title.

Brandon Weston, G-F, Fr., 6-5, 200, Brooklyn, N.Y./Hillcrest Prep (Ariz.)

- Averaged 18.1 points, 7.6 rebounds and 3.1 assists at Hillcrest Prep last year.
- As a junior at Morgan Park H.S. in Chicago, averaged 24 points and 10 boards.

Alexis Yetna, F, Gr., 6-8, 225, Paris, France/USF

- Averaged 9.5 points and 7.3 rebounds at USF last season.
- Named the American Freshman of the Year in '18-19.

Seton Hall



HEAD COACH KEVIN WILLARD

Hired at Seton Hall: March 29, 2010

Coaching File: Head coach, Iona, 2007-10; Associate head coach and assistant coach, Louisville, 2001-2007; Coaching associate, Boston Celtics, 1997-2001.

Highlights: 2019 NCAA: Assistant coach on BIG EAST/Pan Am Team that won a bronze medal; 2018 NCAA (Second Round); 2017 NCAA; 2016 NCAA; 2016 BIG EAST Coach of the Year with Villanova's Jay Wright; 2012 NIT (Second Round); 2010 MAAC

Coach of the Year; Louisville posted a record of 142-58 during his six seasons as an assistant and made the 2005 Final Four.

Playing File: Played three years at Pittsburgh after competing as a freshman at Western Kentucky. He played for his father, Ralph Willard, at both schools. At Pitt, he played 75 games and earned BIG EAST All-Academic honors.

Education: B.A., University of Pittsburgh, 1997.

Personal: Birthdate: 4-6-75. He and his wife, Julie, have two sons, Colin and Chase.

WILLARD'S RECORD

Career Record (14 years).....	249-199 (.556)
Seton Hall Record (11 years).....	193-141 (.578)
Iona Record (three years).....	45-49 (.479)
BIG EAST Regular Season Record (11 years).....	94-105 (.472)
BIG EAST Tournament Record (10 years).....	11-9 (.550)
BIG EAST Overall Record (11 years).....	105-114 (.479)
NCAA Record (four appearances).....	1-4 (.200)
NIT Record (one appearance).....	1-1 (.500)

YEAR-BY-YEAR

	Overall	Conference	Conf. Tourn.	Postseason
2007-08 Iona	12-20	8-10/7th	0-1	—
2008-09 Iona	12-19	7-11/T7th	0-1	—
2009-10 Iona	21-10	12-6/3rd	0-1	—
2010-11 Seton Hall	13-18	7-11/12th	0-1	—
2011-12 Seton Hall	21-13	8-10/T9th	1-1	NIT 1-1
2012-13 Seton Hall	15-18	3-15/T12th	1-1	—
2013-14 Seton Hall	17-17	6-12/8th	2-1	—
2014-15 Seton Hall	16-15	6-12/T7th	0-1	—
2015-16 Seton Hall	25-9	12-6/3rd	3-0/1st	NCAA 0-1
2016-17 Seton Hall	21-12	10-8/T3rd	1-1	NCAA 0-1
2017-18 Seton Hall	22-12	10-8/T3rd	0-1	NCAA 1-1
2018-19 Seton Hall	20-14	9-9/T3rd	2-1	NCAA 0-1
2019-20 Seton Hall	21-9	13-5/T1st	---	---
2020-21 Seton Hall	14-13	10-9/T4th	1-1	---

BIG EAST REGULAR SEASON RESULTS

Year	Won-Lost	Home	Away	Finish	Championship Seed
1979-80	1-5	1-2	0-3	6th	#6
1980-81	4-10	3-4	1-6	7th	#7
1981-82	2-12	2-5	0-7	7th (tie)	#8
1982-83	1-15	1-7	0-8	9th	#9
1983-84	2-14	2-6	0-8	9th	#9
1984-85	1-15	1-7	0-8	9th	#9
1985-86	3-13	2-6	1-7	8th (tie)	#9
1986-87	4-12	2-6	2-6	7th	#7

1987-88	8-8	5-3	3-5	5th (tie)	#6
1988-89	11-5	6-2	5-3	2nd	#2
1989-90	5-11	3-5	2-6	7th (tie)	#7
1990-91	9-7	7-1	2-6	3rd (tie)	#4
1991-92	12-6	7-2	5-4	1st (tie)	#1
1992-93	14-4	9-0	5-4	1st	#1
1993-94	8-10	5-4	3-6	7th	#7
1994-95	7-11	4-5	3-6	6th (tie)	#7
1995-96	7-11	6-3	1-8	5th, BE 7	#9
1996-97	5-13	3-6	2-7	6th, BE 6 (tie)	#13
1997-98	9-9	5-4	4-5	3rd, BE 7	#6
1998-99	8-10	6-3	2-7	8th (tie)	#8
1999-00	10-6	5-3	5-3	4th (tie)	#5
2000-01	5-11	4-4	1-7	6th, West	#6 West
2001-02	5-11	3-5	2-6	6th, West	#6 West
2002-03	10-6	7-1	3-5	3rd (tie), West	#3 West
2003-04	10-6	6-2	4-4	5th (tie)	#6
2004-05	4-12	3-5	1-7	9th (tie)	#10
2005-06	9-7	5-3	4-4	7th	#7
2006-07	4-12	4-4	0-8	13th	DNQ
2007-08	7-11	4-5	3-6	11th	#11
2008-09	7-11	4-5	3-6	11th (tie)	#11
2009-10	9-9	6-3	3-6	9th (tie)	#10
2010-11	7-11	4-5	3-6	12th	#12
2011-12	8-10	6-3	2-7	9th (tie)	#10
2012-13	3-15	2-7	1-8	12th (tie)	#12
2013-14	6-12	3-6	3-6	8th	#8
2014-15	6-12	4-5	2-7	7th (tie)	#8
2015-16	12-6	6-3	6-3	3rd	#3
2016-17	10-8	7-2	3-6	3rd (tie)	#5
2017-18	10-8	6-3	4-5	3rd (tie)	#3
2018-19	9-9	7-2	2-7	3rd (tie)	#3
2019-20	13-5	6-3	7-2	1st (tie)	#3
2020-21	10-9	5-4	5-5	4th (tie)	#5

BIG EAST CHAMPIONSHIP RESULTS (1980-2021)

vs.	Won	Lost	vs.	Won	Lost
Boston College	1	4	Pittsburgh	1	1
Butler	1	1	Providence	5	3
Connecticut	2	5	Rutgers	0	2
Creighton	1	1	St. John's	2	2
Georgetown	5	5	USF	2	0
Louisville	0	1	Syracuse	2	5
Marquette	2	1	Villanova	3	4
Miami	2	0	West Virginia	1	1
Notre Dame	1	1	Xavier	1	0
			Total	32	37

REGULAR SEASON GAMES

Home Record: 187-164

Best Home Record: 9-0 in 1992-93

Worst Home Record: 1-7 in 1984-85 and 1982-83

Most Consecutive Home Wins: 15 over 1991-92/92-93 seasons

Most Consecutive Home Losses: 7 in 1984-85

Road Record: 108-244

Best Road Record: 7-2 in 2019-20

Worst Road Record: 0-8 in 1984-85, 1983-84, 1982-83 and 2006-07

Most Consecutive Road Wins: 6 in 2019-20

Most Consecutive Road Losses: 40 from 1980-81 to 1985-86 seasons

Longest Winning Streak: 8 games in 2019-20

Longest Losing Streak: 16 games over 1981-82/82-83 seasons

Longest Losing Streak (single season): 15 games in 1984-85

2020-21 RESULTS (14-13, 10-9 BIG EAST)

(HOME: 7-4/AWAY: 6-7/NEUTRAL: 1-2)

				Attendance	High Scorer/Rebounder
NOVEMBER					
<i>Wade Houston Tipoff Classic, Louisville, Ky.</i>					
27	at	Louisville	L, 71-70	2,988	Mamukelashvili 22/Mamu'vili 10
30		Iona	W, 86-64	0	Rhoden 26/Rhoden 10
DECEMBER					
2	at	Rhode Island	L, 76-63	0	Mamukelashvili 25/Mamukelashvili 10
4	vs.	Oregon (Omaha, Neb.)	L, 83-70	81	Reynolds 17/Mamukelashvili 6
6	at	Penn State	W, 98-92 ot	0	Mamukelashvili 30/Rhoden 8
8		Wagner	W, 78-45	0	Rhoden 22/Rhoden 11
11		St. JOHN'S	W, 77-68	0	Mamukelashvili 32/Two with 9
17	at	MARQUETTE	W, 70-63	0	Mamukelashvili 17/Rhoden 8
20		PROVIDENCE	L, 80-77 ot	0	Mamukelashvili 20/Obiagu 9
23		GEORGETOWN	W, 78-67	0	Cale 30/Rhoden 12
30	at	XAVIER	W, 85-68	0	Mamukelashvili 18/Rhoden 8
JANUARY					
2		BUTLER	W, 68-60	0	Mamukelashvili 24/Mamukelashvili 9
6	at	CREIGHTON	L, 89-53	1,689	Mamukelashvili 14/Mamukelashvili 5
9	at	DEPAUL	W, 76-68	0	Rhoden 18/Mamukelashvili 8
19	at	VILLANOVA	L, 76-74	0	Mamukelashvili 23/Mamukelashvili 9
27		CREIGHTON	L, 85-81	0	Aiken 21/Cale 9
30		VILLANOVA	L, 80-72	0	Reynolds 13/Mamukelashvili 9
FEBRUARY					
3	at	PROVIDENCE	W, 60-43	0	Mamukelashvili 20/Two with 7
6	at	CONNECTICUT	W, 80-73	0	Mamukelashvili 22/Mamukelashvili 7
14		MARQUETTE	W, 57-51	0	Rhoden 20/Mamukelashvili 10
17		DEPAUL	W, 60-52	0	Mamukelashvili 25/Mamukelashvili 11
20	at	GEORGETOWN	L, 81-75	0	Mamukelashvili 22/Rhoden 9
24	at	BUTLER	L, 61-52	1,524	Rhoden 14/Samuel 6
MARCH					
3		CONNECTICUT	L, 69-58	1,756	Mamukelashvili 20/Mamukelashvili 10
6	at	ST. JOHN'S	L, 81-71	0	Mamukelashvili 15/Mamukelashvili 10
11	vs.	ST. JOHN'S - BET	W, 77-69 ot	824	Rhoden 16/Rhoden 12
12	vs.	GEORGETOWN - BET	L, 66-58	824	Rhoden 22/Mamukelashvili 10

BET - BIG EAST Tournament

CAREER LEADERS

Points	Total-Avg.
Terry Dehere, 1989-93	2494-19.5
Nick Werkman, 1961-64	2273-32.0
Myles Powell, 2016-20	2252-17.5
Jeremy Hazell, 2007-11	2146-18.8
Greg Tynes, 1974-78	2059-18.7
Dan Callandrillo, 1978-82	1985-18.4
Andre McCloud, 1982-86	1976-16.9
Mark Bryant, 1984-88	1906-16.2
Andre Barrett, 2000-04	1861-15.3
Khadeen Carrington, 2014-18	1846-14.0

Rebounds	Total-Avg.
Walter Dukes, 1950-53	1697-18.9
Angel Delgado, 2014-18	1455-11.0
Glenn Mosley, 1973-77	1263-15.2
Ken House, 1969-72	1149-14.9
Nick Werkman, 1961-64	1036-14.6
Herb Pope, 2009-12	922-9.7
Mark Bryant, 1984-88	912-7.7
Richie Dec, 1962-65	830-11.4
Adrian Griffin, 1992-96	803-6.3
Kelly Whitney, 2002-06	763-6.8

Assists	Total
Shaheen Holloway, 1996-00	681
Andre Barrett, 2000-04	662
Eugene Harvey, 2006-10	576
Jordan Theodore, 2008-12	541
Gerald Greene, 1985-89	528
John Morton, 1985-89	452
Richie Regan, 1950-53	443
Sonny Sunkett, 1961-64	439
Danny Hurley, 1991-96	437
Nick Galis, 1975-79	410

Steals	Total
Fuquan Edwin, 2010-14	295
Dan Callandrillo, 1978-82	260
Paul Gause, 2005-09	256
Shaheen Holloway, 1996-00	231
John Morton, 1985-89	207
Adrian Griffin, 1992-96	207
Eugene Harvey, 2006-10	203
Levell Sanders, 1994-98	202
Jeremy Hazell, 2007-11	191
Jordan Theodore, 2008-12	180
<i>(records first tabulated in 1976-77)</i>	

Blocked Shots	Total
Samuel Dalembert, 1999-01	167
Howard McNeil, 1978-82	156
Herb Pope, 2009-12	153
John Garcia, 2006-10	149
Ramon Ramos, 1985-89	146
Eddie Griffin, 2000-01	133
Romaro Gill, 2018-20	129
Glenn Mosley, 1973-77	125
Anthony Avent, 1988-91	121
Arturas Karnisovas, 1990-94	121
<i>(records first tabulated in 1976-77)</i>	

Villanova



Justin Moore



QUICK FACTS

Location: Villanova, PA
Enrollment: 6,966
Founded: 1842
Nickname: Wildcats
Colors: Blue and White
Home Court: Finneran Pavilion (6,501)
 Wells Fargo Center (21,000)

COACHING STAFF

Head Coach
 Jay Wright (Bucknell '83)
 Office Phone: (610) 519-4140

Associate Head Coach
 George Halcovage (Babson '08)

Assistant Coaches
 Mike Nardi (Villanova '06)
 Dwayne Anderson (Villanova '09)

ADMINISTRATION

President
 Rev. Peter Donohue, O.S.A.

Director of Athletics
 Mark Jackson
 Athletics Phone: (610) 519-4110

Director of Athletic Communications
 Mike Sheridan
 Office Phone: (610) 519-4145
 Cell Phone: (610) 999-7558
 Email: michael.sheridan@villanova.edu

2021-22 SCHEDULE

NOVEMBER	
9	Mount St. Mary's (FS1)..... 4:30
12	at UCLA (ESPN2)..... 11:30
16	Howard (FS2)..... 6:30
<i>Hall of Fame Tipoff Classic</i>	
20	vs. Tennessee (ESPNEWS)..... 1:00
21	vs. North Carolina/Purdue (ABC/ESPNEWS).... TBD
28	at La Salle (ESPN2)..... 6:00
DECEMBER	
1	at Penn (ESPN+)..... 7:00
4	Saint Joseph's (FS1)..... Noon
<i>Jimmy V Classic</i>	
7	vs. Syracuse (ESPN)..... 9:00
<i>BIG EAST/Big 12 Battle</i>	
12	at Baylor (ABC)..... 3:00
17	AT CREIGHTON (FS1)..... 8:00
21	XAVIER (FS1)..... 7:00
29	Temple (FS1)..... 9:00
JANUARY	
1	AT SETON HALL (CBS)..... 2:00
5	CREIGHTON (FS1)..... 8:30
8	AT DEPAUL (FS1)..... TBD
12	AT XAVIER (FS1)..... 6:30
16	BUTLER (FS1)..... Noon
19	MARQUETTE (CBSSN)..... 8:00
22	AT GEORGETOWN (FOX)..... Noon
25	DEPAUL (FS1)..... 5:00
29	ST. JOHN'S (FOX)..... 4:30
FEBRUARY	
2	AT MARQUETTE (FS1)..... TBD
5	UCONN (FOX)..... Noon
8	AT ST. JOHN'S ^{MSG} (FS1)..... 8:30
12	SETON HALL (FOX)..... 1:00
15	AT PROVIDENCE (CBSSN)..... 8:00
19	GEORGETOWN (FOX)..... 5:00
22	AT UCONN (FS1)..... 8:00
MARCH	
1	PROVIDENCE (FS1)..... 7:00
5	AT BUTLER (TBD)..... TBD

^{MSG} Madison Square Garden; All times are Eastern.

The Big Picture

In seven of the last eight seasons, the regular season has ended with the Wildcats winning or sharing the BIG EAST crown. Villanova's club looks ready to maintain the high level of production with guard Collin Gillespie and Jermaine Samuels back for a fifth season. Gillespie is one of the nation's top guards. Samuels makes the crucial plays that all winning teams need. Guard Justin Moore is an all-conference performer. Guard Caleb Daniels and forward Brandon Slater have been solid contributors. Another quality group of recruits figures to make the Wildcats even stronger.

2021-22 ROSTER

No.	Name	Pos.	Ht.	Wt.	Yr.	Hometown/Previous School
1	Bryan Antoine	G	6-5	180	Jr.	Tinton Falls, N.J./Ranney School
4	Chris Arcidiacono	G	6-5	200	Jr.	Langhorne, Pa./Perkiomen
10	Angelo Brizzi	G	6-3	180	Fr.	Warrenton, Va./Highland
21	Dhamir Cosby-Roundtree	F	6-9	250	Gr.	Philadelphia, Pa./Neuman Goretto
14	Caleb Daniels	G	6-4	210	R-Sr.	New Orleans, La./Tulane
43	Eric Dixon	F	6-8	255	R-So.	Willow Grove, Pa./Abington
2	Collin Gillespie	G	6-3	195	Gr.	Huntingdon Valley Pa./Arch. Wood
15	Jordan Longino	G	6-5	220	Fr.	Doylestown, Pa./Germantown Acad.
5	Justin Moore	G	6-4	210	Jr.	Ft. Washington, Md./DeMatha
22	Nnanna Njoku	F	6-9	260	Fr.	Newark, Del./Sanford School
13	Trey Patterson	F	6-9	220	Fr.	Somerset, N.J./Rutgers Prep
23	Jermaine Samuels	F	6-7	230	Gr.	Franklin, Mass./Rivers School (Fla.)
3	Brandon Slater	F	6-7	220	Sr.	Centreville, Va./Paul VI
13	Kevin Voigt	G	6-5	210	Sr.	Massapequa, N.Y./Massapequa

2020-21 STATISTICS

##	Player	GP	GS	Min	Avg	TOTAL			3-PTS			REBOUNDS			PF	FO	A	TO	Blk	Stl	Pts	Avg				
						FG	FGA	Pct	3FG	FGA	Pct	FT	FTA	Pct									Off	Def	Tot	Avg
24	ROBINSON-EARL, J.	25	25	863	34.5	155	312	.497	23	82	.280	60	84	.714	62	150	212	8.5	57	0	55	40	16	24	393	15.7
	Conference-Only...	15	15	506	33.7	84	184	.457	16	54	.296	29	37	.784	30	95	125	8.3	35	0	25	21	6	17	213	14.2
02	GILLESPIE, Collin	20	20	668	33.4	89	208	.428	41	109	.376	60	72	.833	12	53	65	3.3	31	0	92	32	0	19	279	14.0
	Conference-Only...	14	14	458	32.7	63	142	.444	30	77	.390	43	50	.860	9	37	46	3.3	18	0	69	26	0	11	199	14.2
05	MOORE, Justin	25	24	821	32.8	120	272	.441	40	129	.310	42	54	.778	8	95	103	4.1	53	2	74	38	9	16	322	12.9
	Conference-Only...	15	15	480	32.0	67	161	.416	21	72	.292	23	30	.767	4	58	62	4.1	26	0	47	24	5	12	178	11.9
23	SAMUELS, Jermaine	25	24	733	29.3	99	206	.481	26	70	.371	77	93	.828	44	115	159	6.4	58	2	62	27	7	14	301	12.0
	Conference-Only...	15	14	443	29.5	64	132	.485	18	40	.450	48	57	.842	27	61	88	5.9	33	1	37	17	3	13	194	12.9
14	DANIELS, Caleb	25	24	644	25.8	79	191	.414	44	114	.386	38	48	.792	12	42	54	2.2	70	0	30	41	1	10	240	9.6
	Conference-Only...	15	14	374	24.9	41	110	.373	25	68	.368	29	37	.784	8	18	26	1.7	45	0	22	21	1	7	136	9.1
10	SWIDER, Cole	25	2	471	18.8	49	115	.426	35	87	.402	9	12	.750	15	54	69	2.8	31	0	27	10	2	13	142	5.7
	Conference-Only...	15	2	296	19.7	27	64	.422	19	49	.388	9	10	.900	11	38	49	3.3	18	0	19	8	1	8	82	5.5
03	SLATER, Brandon	25	2	421	16.8	33	67	.493	10	24	.417	18	30	.600	23	31	54	2.2	48	0	12	9	6	19	94	3.8
	Conference-Only...	15	1	273	18.2	25	46	.543	7	16	.438	16	26	.615	17	18	35	2.3	29	0	10	7	2	15	73	4.9
43	DIXON, Eric	21	0	172	8.2	21	45	.467	2	8	.250	20	31	.645	13	20	33	1.6	28	0	6	10	6	4	64	3.0
	Conference-Only...	11	0	80	7.3	9	19	.474	1	5	.200	13	20	.650	5	9	14	1.3	14	0	1	2	0	2	32	2.9
01	ANTOINE, Bryan	10	0	118	11.8	7	17	.412	5	13	.385	4	5	.800	2	10	12	1.2	6	0	7	1	0	5	23	2.3
	Conference-Only...	6	0	57	9.5	3	10	.300	2	8	.250	1	2	.500	1	6	7	1.2	1	0	6	1	0	3	9	1.5
04	ARCIDIACONO, Chris	13	4	111	8.5	3	12	.250	3	12	.250	3	5	.600	3	10	13	1.0	5	0	8	4	0	2	12	0.9
	Conference-Only...	6	0	31	5.2	0	4	.000	0	4	.000	0	0	.000	0	4	4	0.7	1	0	2	2	0	0	0	0.0
12	PATTERSON, Trey	2	0	3	1.5	0	1	.000	0	0	.000	0	0	.000	0	0	0	0.0	0	0	1	0	0	1	0	0.0
	Conference-Only...	1	0	2	2.0	0	1	.000	0	0	.000	0	0	.000	0	0	0	0.0	0	0	1	0	0	1	0	0.0
	TEAM.....															39	34	73	2.9				14			
	Conference-Only...															33	18	51	3.4				10			
	Total.....	25				655	1446	.453	229	648	.353	331	434	.763	233	614	847	33.9	387	4	374	226	47	127	1870	74.8
	Conference-Only...	15				383	873	.439	139	393	.354	211	269	.784	145	362	507	33.8	220	1	239	139	18	89	1116	74.4
	Opponents.....	25				612	1388	.441	193	562	.343	246	355	.693	212	607	819	32.8	417	-	299	303	70	99	1663	66.5
	Conference-Only...	15				373	828	.450	114	322	.354	138	212	.651	130	371	501	33.4	250	8	192	195	44	59	998	66.5

2021-22 WILDCAT NEWCOMERS

Angelo Brizzi, G, Fr. 6-3, 180, Warrenton, Va./Highland

- A transfer from Tulane, averaged 15.9 points, 5.3 rebounds and 3.1 assists in 2018-19.
- Ranked seventh in the American in scoring and 15th in assists.

Jordan Longino, G, Fr., 6-5-, 220, Doylestown, Pa./Germantown Acad.

- Was a redshirt in 2019-20. Was the 2019 Pennsylvania State Player of the Year by USA Today.
- Averaged 27.6 points as a senior was the first Abington player to score 2,000 career points.

Nnanna Njoku, F, Fr. 6-9, 260, Newark, Del./Sanford School

- Was a redshirt in 2019-20. Was the 2019 Pennsylvania State Player of the Year by USA Today.
- Averaged 27.6 points as a senior was the first Abington player to score 2,000 career points.

Villanova



HEAD COACH

JAY WRIGHT

Hired at Villanova: March 27, 2001

Coaching File: Head coach, Hofstra (1994-01); Assistant coach, UNLV (1992-94); Assistant coach, Villanova (1987-92); Assistant coach, Drexel (1986-87); Assistant coach, Rochester (1984-86).

Highlights: Inducted into the Naismith Memorial Basketball Hall of Fame as part of the 2021 class; Assistant Coach for USA Basketball Team that won gold medal in Olympic Games

in Tokyo; 2021 NCAA Sweet 16; 2019 NCAA Second Round; 2018 and 2016 NCAA national champion; 2016 Naismith Coach of the Year; Shared BIG EAST Coach of the Year with Kevin Willard in 2016; Has won BIG EAST Coach of the Year honors in 2016, '15, '14, '09, '06; 2017 NCAA Second Round; 2015 NCAA Third Round; 2014 NCAA Third Round; 2013; From 2005 through 2011, earned seven straight NCAA bids, including 2009 Final Four trip; Was head coach of USA Basketball team in the 2007 Pan American Games. Was head coach of the USA-B gold-medal squad at the World University Games; NIT in 2004, 2003 and 2002; 2001 NCAA; 2000 NCAA; A-East Coach of the Year in 2000 and '99 at Hofstra. 1999 NIT.

Playing file: A four-year letterman at Bucknell.

Education: B.S, Bucknell, 1983. Majored in economics and sociology.

Personal: Born 12-24-61. He and his wife Patty have three adult children: sons Taylor and Collin, and daughter Reilly.

WRIGHT'S RECORD

Career Record (27 years).....	612-274 (.690)
Villanova Record (20 years).....	490-189 (.722)
Hofstra Record (seven years)	122-85 (.589)

BIG EAST Regular Season Record (20 years)	228-114 (.661)
BIG EAST Tournament Record (19 years)	24-15 (.615)
BIG EAST Overall Record (20 years).....	252-132 (.656)

NCAA Record (17 appearances).....	30-15 (.667)
NIT Record (four appearances).....	4-4 (.500)

YEAR-BY-YEAR

	<i>Overall</i>	<i>Conference</i>	<i>Conf. Tourn.</i>	<i>Postseason</i>
1994-95	Hofstra 10-18	5-11/9th	1-1	—
1995-96	Hofstra 8-19	5-12/7th	0-1	—
1996-97	Hofstra 12-15	9-9/4th	0-1	—
1997-98	Hofstra 19-12	11-7/T3rd	1-1	—
1998-99	Hofstra 22-10	14-4/3rd	1-1	NIT 0-1
1999-00	Hofstra 24-7	16-2/1st	3-0/1st	NCAA 0-1
2000-01	Hofstra 26-5	16-2/1st	3-0/1st	NCAA 0-1
2001-02	Villanova 19-13	7-9/5th East	1-1	NIT 2-1
2002-03	Villanova 15-16	8-8/T3rd East	0-1	NIT 0-1
2003-04	Villanova 18-17	6-10/11th	2-1	NIT 2-1
2004-05	Villanova 24-8	11-5/T3rd	1-1	NCAA 2-1
2005-06	Villanova 28-5	14-2/T1st	1-1	NCAA 3-1
2006-07	Villanova 22-11	9-7/7th	1-1	NCAA 0-1
2007-08	Villanova 22-13	9-9/T8th	1-1	NCAA 2-1
2008-09	Villanova 30-8	13-5/4th	1-1	NCAA/Final 4 4-1
2009-10	Villanova 25-8	13-5/T2nd	0-1	NCAA 1-1
2010-11	Villanova 21-12	9-9/T9th	0-1	NCAA 0-1
2011-12	Villanova 13-19	5-13/T13th	1-1	—
2012-13	Villanova 20-14	10-8/T7th	1-1	NCAA 0-1
2013-14	Villanova 29-5	16-2/1st	0-1	NCAA 1-1

YEAR-BY-YEAR (CONTINUED)

	<i>Overall</i>	<i>Conference</i>	<i>Conf. Tourn.</i>	<i>Postseason</i>
2014-15	Villanova 33-3	16-2/1st	3-0/1st	NCAA 1-1
2015-16	Villanova 35-5	16-2/1st	2-1	NCAA/Champ 6-0
2016-17	Villanova 32-4	15-3/1st	3-0/1st	NCAA 1-1
2017-18	Villanova 36-4	14-4/2nd	3-0/1st	NCAA/Champ 6-0
2018-19	Villanova 26-10	13-5/1st	3-0/1st	NCAA 1-1
2019-20	Villanova 24-7	13-5/T1st	---	---
2020-21	Villanova 18-7	11-4/1st	0-1	NCAA 2-1

BIG EAST REGULAR SEASON RESULTS

<i>Year</i>	<i>Won-Lost</i>	<i>Home</i>	<i>Away</i>	<i>Finish</i>	<i>Championship Seed</i>
1980-81	8-6	5-2	3-4	3rd (3 tied)	#4
1981-82	11-3	6-1	5-2	1st	#1
1982-83	12-4	8-0	4-4	1st (3 tied)	#2
1983-84	12-4	6-2	6-2	2nd (tie)	#3
1984-85	9-7	6-2	3-5	3rd (tie)	#4
1985-86	10-6	6-2	4-4	4th	#4
1986-87	6-10	4-4	2-6	6th	#6
1987-88	9-7	6-2	3-5	3rd (tie)	#4
1988-89	7-9	6-2	1-7	5th (tie)	#5
1989-90	8-8	4-4	4-4	5th (tie)	#5
1990-91	7-9	4-4	3-5	7th (tie)	#8
1991-92	11-7	7-2	4-5	4th	#4
1992-93	3-15	1-8	2-7	10th	#10
1993-94	10-8	5-4	5-4	4th (tie)	#5
1994-95	14-4	8-1	6-3	2nd	#2
1995-96	14-4	8-1	6-3	2nd, BE 6	#3
1996-97	12-6	7-2	5-4	1st, BE 6	#1
1997-98	8-10	5-4	3-6	4th, BE 6	#7
1998-99	10-8	7-2	3-6	4th (tie)	#4
1999-00	8-8	6-2	2-6	6th (tie)	#6
2000-01	8-8	5-3	3-5	3rd (tie), East	#5 East
2001-02	7-9	5-3	2-6	5th, East	#5 East
2002-03	8-8	5-3	3-5	3rd (tie), East	#4 East
2003-04	6-10	3-5	3-5	11th	#11
2004-05	11-5	6-2	5-3	3rd (tie)	#4
2005-06	14-2	7-1	7-1	1st (tie)	#2
2006-07	9-7	5-3	4-4	7th (tie)	#9
2007-08	9-9	6-3	3-6	T-8th	#8
2008-09	13-5	7-2	6-3	4th	#4
2009-10	13-5	7-2	6-3	2nd (tie)	#4
2010-11	9-9	5-4	4-5	9th (tie)	#10
2011-12	5-13	3-6	2-7	13th (tie)	#14
2012-13	10-8	7-2	3-6	7th (tie)	#7
2013-14	16-2	8-1	8-1	1st	#1
2014-15	16-2	9-0	7-2	1st	#1
2015-16	16-2	8-1	8-1	1st	#1
2016-17	15-3	8-1	7-2	1st	#1
2017-18	14-4	8-1	6-3	2nd	#2
2018-19	13-5	9-0	4-5	1st	#1
2019-20	13-5	6-3	7-2	1st (tie)	#2
2020-21	11-4	8-0	3-4	1st	#1

REGULAR SEASON GAMES

Home Record: 250-97

Best Home Record: 9-0 in 2014-15, 2018-19

Best Home Record: 1-8 in 1992-93

Most Consecutive Home Wins: 18 over 2013-14, '14-15 and '15-16 seasons

Most Consecutive Home Losses:

6 over 1992-93/93-94 seasons

Road Record: 175-171

Best Road Record: 8-1 in 2013-14 and 2015-16

Worst Road Record: 1-7 in 1988-89

Most Consecutive Road Wins: 6 in 2005-06, 2013-14 and 2014-15

Most Consecutive Road Losses: 6 in 1986-87 and 2001-02

Longest Winning Streak: 12 games in 2014-15

Longest Losing Streak: 7 games in 1992-93

2020-21 RESULTS (18-7, 11-4 BIG EAST)

(HOME: 9-0/AWAY: 4-4, NEUTRAL: 5-3)

NOVEMBER

Empire Classic, Mohegan Sun Arena

			Attendance	High Scorer/Rebounder
25	vs. Boston College	W, 76-67	0	Robinson-Earl 18/Robinson-Earl 10
26	vs. Arizona State	W, 83-74	0	Robinson-Earl 28/Moore 12
28	vs. Virginia Tech	L, 81-73 ot	0	Gillespie 25/Robinson-Earl 9

DECEMBER

2	vs. Hartford	W, 87-53	0	Moore 15/Two with 10
<i>Big 12-BIG EAST Battle</i>				
6	at Texas	W, 68-64	2,506	Two with 19/Samuels 12
11	at GEORGETOWN	W, 76-63	0	Two with 18/Moore 8
16	BUTLER -	W, 85-66	0	Two with 18/Samuels 6
19	Saint Joseph's	W, 88-68	0	Robinson-Earl 25/Samuels 8
23	at MARQUETTE	W, 85-68	0	Gillespie 22/Robinson-Earl 7

JANUARY

19	SETON HALL	W, 76-74	0	Gillespie 22/Samuels 9
23	PROVIDENCE	W, 71-56	0	Two with 15/Samuels 10
30	at SETON HALL	W, 80-72	0	Robinson-Earl 23/Two with 5

FEBRUARY

3	at ST. JOHN'S	L, 70-59	0	Daniels 17/Robinson-Earl 17
7	GEORGETOWN	W, 70-59	0	Samuels 32/Two with 6
10	MARQUETTE	W, 96-64	0	Robinson-Earl 27/Robinson-Earl 8
13	at CREIGHTON	L, 86-70	2,544	Moore 21/Robinson-Earl 7
20	CONNECTICUT	W, 68-60	0	Gillespie 20/Robinson-Earl 11
23	ST. JOHN'S	W, 81-68	0	Daniels 17/Samuels 9
28	at BUTLER	L, 73-61	2,203	Robinson-Earl 16/Robinson-Earl 16

MARCH

2	CREIGHTON	W, 72-60	0	Moore 24/Robinson-Earl 14
6	at PROVIDENCE	L, 54-52	0	Samuels 21/Robinson-Earl 13
11	vs. GEORGETOWN - BET	L, 72-71	824	Robinson-Earl 26/Samuels 7
19	vs. Winthrop - NCAA	W, 73-63	873	Robinson-Earl 22/Robinson-Earl 11
21	vs. North Texas - NCAA	W, 84-61		Robinson-Earl 18/Samuels 9
27	vs. Baylor - NCAA	L, 62-51		Samuels 16/Robinson-Earl 12

BET - BIG EAST Tournament | NCAA - NCAA Tournament

BIG EAST CHAMPIONSHIP RESULTS (1980-2021)

vs.	Won	Lost	vs.	Won	Lost	vs.	Won	Lost
Boston College	3	3	Louisville	0	2	Seton Hall	4	3
Butler	1	0	Marquette	3	1	USF	0	2
Connecticut	3	2	Pittsburgh	6	2	Syracuse	4	8
Creighton	1	0	Providence	10	1	West Virginia	2	1
DePaul	1	0	Rutgers	2	0	Xavier	2	0
Georgetown	1	6	St. John's	4	4	Total	47	35

CAREER LEADERS

Points	Total-Avg.
Kerry Kittles, 1992-96	2243-18.0
Scottie Reynolds, 2006-10	2222-16.0
Keith Herron, 1974-78	2170-18.5
Bob Schafer, 1951-55	2094-18.9
Doug West, 1985-89	2037-14.8
Howard Porter, 1968-71	2026-22.8
Allan Ray, 2002-06	2025-15.6
John Pinone, 1979-83	2024-16.1
Randy Foye, 2002-06	1966-15.0
Josh Hart, 2013-17	1921-13.2

Rebounds	Total-Avg.
Howard Porter, 1968-71	1317-14.8
Jim Washington, 1962-65	1194-14.0
Jack Devine, 1951-55	1181-10.5
Ed Pinckney, 1981-85	1107-8.6
Harold Pressley, 1982-86	1016-7.5
Jim Mooney, 1950-53	1010
Daniel Ochefu, 2012-16	929-6.6
Jason Lawson, 1992-97	908-6.9
Brooks Sales, 1998-02	858-7.5
John Pinone, 1979-83	837-6.6

Assists	Total
Kenny Wilson, 1985-89	627
Stewart Granger, 1979-83	595
Alvin Williams, 1993-97	553
Ryan Arcidiacono, 2012-16	535
Chris Ford, 1969-72	507
Rory Sparrow, 1976-80	495
Scottie Reynolds, 2006-10	482
Corey Fisher, 2007-11	481
Joe Rogers, 1973-77	474
Gary McLain, 1981-85	456

(records first tabulated in 1970-71)

Steals	Total
Kerry Kittles, 1992-96	279
Harold Pressley, 1982-86	213
Scottie Reynolds, 2006-10	207
Gary Massey, 1985-89	204
Alvin Williams, 1993-97	200
Randy Foye, 2002-06	198
Ed Pinckney, 1981-85	196
Lance Miller, 1989-93	187
Chris Walker, 1988-92	185
Stewart Granger, 1979-83	181

(records first tabulated in 1980-81)

Blocked Shots	Total
Jason Lawson, 1993-97	375
Tom Greis, 1986-90	273
Ed Pinckney, 1981-85	253
Malik Allen, 1996-00	191
Daniel Ochefu, 2012-16	182
Jason Fraser, 2002-2006	172
Harold Pressley, 1982-86	152
Will Sheridan, 2003-07	146
Brooks Sales, 1998-02	127
Dante Cunningham, 2005-09	117

(records first tabulated in 1980-81)



Paul Scruggs



QUICK FACTS

Location: Cincinnati, Ohio
Enrollment: 6,798
Founded: 1831
Nickname: Musketeers
Colors: Navy Blue, Gray and White
Home Court: Cintas Center (10,250)

COACHING STAFF

Head Coach
 Travis Steele (Butler '04)
 Office Phone: (513) 745-3417

Assistant Coaches
 Jonas Hayes (Georgia '04)
 Dante Jackson (Xavier '11)
 Danny Peters (Ohio State '10)

ADMINISTRATION

President
 Colleen M. Hanycz, Ph.D.

Director of Athletics
 Greg Christopher
 Athletics Phone: (513) 745-3417

Associate AD/Communications
 Tom Eiser
 Office: (513) 745-3124
 Cell: (513) 382-5565
 E-mail: eiser@xavier.edu

2021-22 SCHEDULE

NOVEMBER
 9 Niagara (FS1) 7:30
 12 Kent State (FS1) 6:30
Gavitt Tipoff Games
 18 Ohio State (FS1) 6:30
 21 Norfolk State (FS1) Noon
Preseason NIT, Brooklyn, N.Y.
 24 vs. Iowa State (ESPNU) 7:00
 26 vs. Memphis/Virginia Tech (ESPN2/U) TBD

DECEMBER
 1 Central Michigan (FS1) 6:30
BIG EAST-Big 12 Battle
 5 at Oklahoma State (ESPN2) 5:30
 8 Ball State (FS1) 6:30
Crosstown Shootout
 11 Cincinnati (FS1) 8:30
 15 Morehead State (FS1) 8:30
 18 MARQUETTE (FS1) 4:00
 21 AT VILLANOVA (FS1) 7:00
 28 UCONN (FS1) 7:00

JANUARY
 4 AT GEORGETOWN (FS1) 7:00
 7 AT BUTLER (FS1) 8:30
 12 VILLANOVA (FS1) 6:30
 15 CREIGHTON (FOX) Noon
 19 AT DEPAUL (FS1) 9:00
 23 AT MARQUETTE (FS1) Noon/2:00
 26 PROVIDENCE (CBSSN) 6:30
 29 AT CREIGHTON (FS1) 2:00

FEBRUARY
 2 BUTLER (CBSSN) 7:00
 5 DEPAUL (FS1) 2:00
 9 AT SETON HALL (FS1) 7:00
 16 ST. JOHN'S (CBSSN) 6:30
 19 AT UCONN (FOX) Noon
 23 AT PROVIDENCE (CBSSN) 7:00
 26 SETON HALL (FOX) 3:30

MARCH
 2 AT ST. JOHN'S (FS1) 6:30
 5 GEORGETOWN (FOX/FS1) TBD
 All times are Eastern.

The Big Picture

Coach Travis Steele will welcome back his top seven scorers from last season. All-BIG EAST guard Paul Scruggs came back for a fifth season. He led the league in assists last year. Forward Zach Freemantle, also an all-conference honoree, emerged as a frontcourt standout and was the BIG EAST rebounding champion. Guard Nate Johnson was a double-figure scorer. Guard Colby Jones made the All-Freshman Team. The backcourt is even deeper with Adam Kunkel, a strong perimeter shooting threat, point guard Dwon Odom and versatile KyKy Tandy.

2021-22 ROSTER

No.	Name	Pos.	Ht.	Wt.	Yr.	Hometown/Previous School
25	Spencer Cody	G	5-11	185	Sr.	Chicago, Ill./DePaul Prep
4	Cesare Edwards	F	6-9	225	Fr.	Hartsville, S.C./Hartsville
32	Zach Freemantle	F	6-9	216	Jr.	Teaneck, N.J./Bergen Catholic
21	Jerome Hunter	F	6-8	215	Jr.	Columbus, Ohio/Indiana U.
10	Nate Johnson	G	6-4	194	Sr.	Miami, Fla./McArthur
3	Colby Jones	G	6-6	203	So.	Birmingham, Ala./Mountain Brook
5	Adam Kunkel	G	6-4	180	Sr.	Hebron, Ky./Belmont U.
22	Dieonte Miles	F	6-11	226	So.	Walton, Ky./Walton-Verona
24	Jack Nunge	F	7-0	247	Jr.	Newburgh, Ind./U. of Iowa
11	Dwon Odom	G	6-2	181	So.	Alpharetta, Ga./St. Francis
1	Paul Scruggs	G	6-5	200	Sr.	Indianapolis, Ind./Prolific Prep (Ca.)
20	Ramon Singh	G	6-4	187	Sr.	Sydney, Australia, La Lumiere (Ind.)
14	Ben Stanley	F	6-6	225	Sr.	Baltimore, Md./Hampton U.
12	Zak Swetye	G	6-1	187	Sr.	Darien, Conn./Darien
15	KyKy Tandy	G	6-2	197	Jr.	Hopkinsville, Ky./Univ. H'ghts Acad.
0	Elijah Tucker	F	6-7	205	Fr.	Canton, Ga./Cherokee

2020-21 STATISTICS

##	Player	GP	GS	Min	Avg	TOTAL			3-PTS			REBOUNDS			PF	FO	A	TO	Blk	Stl	Pts	Avg				
						FG	FGA	Pct	3FG	FGA	Pct	FT	FTA	Pct									Off	Def	Tot	
32	FREEMANTLE, Zach	21	21	662	31.5	138	269	.513	25	78	.321	38	64	.594	41	146	187	8.9	49	3	30	42	18	15	339	16.1
	Conference-Only...	13	13	421	32.4	75	168	.446	13	50	.260	31	48	.646	28	96	124	9.5	30	1	17	21	11	10	194	14.9
01	SCRUGGS, Paul	21	21	686	32.7	104	227	.458	27	83	.325	58	69	.841	13	72	85	4.0	57	2	119	53	10	33	293	14.0
	Conference-Only...	13	13	430	33.1	66	146	.452	16	49	.327	33	38	.868	7	45	52	4.0	34	1	66	36	4	18	181	13.9
10	JOHNSON, Nate	16	16	495	30.9	60	140	.429	42	93	.452	20	25	.800	12	55	67	4.2	22	0	27	20	1	19	182	11.4
	Conference-Only...	9	9	271	30.1	29	80	.363	20	55	.364	10	14	.714	8	28	36	4.0	12	0	15	12	0	7	88	9.8
03	JONES, Colby	15	11	416	27.7	39	84	.464	9	27	.333	28	37	.757	23	49	72	4.8	35	0	44	26	4	19	115	7.7
	Conference-Only...	12	10	340	28.3	32	71	.451	6	21	.286	27	35	.771	20	36	56	4.7	32	0	33	21	3	17	97	8.1
05	KUNKEL, Adam	16	4	300	18.8	43	108	.398	18	68	.265	8	9	.889	1	19	20	1.3	28	0	26	14	3	16	112	7.0
	Conference-Only...	13	3	247	19.0	39	94	.415	15	58	.259	8	9	.889	1	18	19	1.5	26	0	22	13	3	15	101	7.8
24	TANDY, KyKy	18	0	265	14.7	39	103	.379	21	59	.356	20	24	.833	4	20	24	1.3	17	0	20	15	1	9	119	6.6
	Conference-Only...	11	0	99	9.0	14	42	.333	7	25	.280	2	2	1.000	2	14	16	1.5	5	0	5	4	0	6	37	3.4
11	ODOM, Dwon	19	11	422	22.2	53	108	.491	2	13	.154	17	28	.607	5	44	49	2.6	32	0	56	18	10	13	125	6.6
	Conference-Only...	11	4	212	19.3	28	58	.483	2	8	.250	8	15	.533	3	17	20	1.8	16	0	24	6	2	8	66	6.0
14	STANLEY, Ben	4	0	40	10.0	10	20	.500	0	2	.000	4	6	.667	2	5	7	1.8	6	0	1	3	1	0	24	6.0
	Conference-Only...	4	0	40	10.0	10	20	.500	0	2	.000	4	6	.667	2	5	7	1.8	6	0	1	3	1	0	24	6.0
25	CARTER, Jason	21	20	559	26.6	43	114	.377	8	44	.182	22	40	.550	41	84	125	6.0	41	0	32	19	15	14	116	5.5
	Conference-Only...	13	12	326	25.1	22	61	.361	2	25	.080	11	26	.423	22	39	61	4.7	28	0	19	14	9	4	57	4.4
02	RAMSEY, Daniel	1	0	4	4.0	2	2	1.000	0	0	.000	0	1	1.000	1	1	2	2.0	0	0	0	0	0	0	4	4.0
	Conference-Only...	1	0	4	4.0	2	2	1.000	0	0	.000	0	1	1.000	1	1	2	2.0	0	0	0	0	0	0	4	4.0
13	GRIFFIN, Bryan	18	0	198	11.0	30	51	.588	0	1	.000	11	22	.500	20	50	70	3.9	21	0	5	12	14	2	71	3.9
	Conference-Only...	10	0	85	8.5	12	22	.545	0	0	.000	5	13	.385	7	20	27	2.7	13	0	3	5	7	2	29	2.9
00	WILCHER, C.J.	15	1	151	10.1	18	45	.400	10	29	.345	4	4	1.000	7	9	16	1.1	11	0	5	7	1	5	50	3.3
	Conference-Only...	12	1	121	10.1	15	35	.429	9	24	.375	2	2	1.000	5	9	14	1.2	8	0	5	4	1	4	41	3.4
22	MILES, Dieonte	8	0	52	6.5	10	14	.714	0	1	.000	1	4	.250	4	6	10	1.3	6	0	4	2	7	0	21	2.6
	Conference-Only...	2	0	4	2.0	0	0	.000	0	0	.000	1	2	.500	1	0	1	0.5	0	0	0	0	0	0	1	0.5
	TEAM.....															26	32	58	2.9							
	Conference-Only...															19	23	42	3.5							
	Total.....	21				589	1285	.458	162	498	.325	231	333	.694	200	592	792	37.7	325	5	369	236	85	145	1571	74.8
	Conference-Only...	13				344	799	.431	90	317	.284	142	211	.673	126	351	477	36.7	210	2	210	142	41	91	920	70.8
	Opponents.....	21				541	1310	.413	165	488	.338	227	308	.737	222	546	768	36.6	341	-	308	242	58	116	1474	70.2
	Conference-Only...	13				346	786	.440	107	305	.351	143	197	.726	121	364	485	37.3	220	5	205	150	45	64	942	72.5

2021-22 MUSKETEER NEWCOMERS

Cesare Edwards, F, Fr., 6-9, 225, Hartsville, S.C./Hartsville

- Posted over 1,000 career points and over 800 rebounds at Hartsville.
- Averaged 17.2 points, 15.0 rebounds and 3.0 blocks as a senior.

Jerome Hunter, F, Jr., 6-8, 215, Columbus, Ohio/Indiana

- Played in 55 games in two seasons at Indiana, averaging 6.3 ppg and 3.0 rebs. last season.
- Made four starts in 2020-21 and had four double-figure scoring games in league play.

Jack Nunge, C, Jr., 7-0, 247, Newburgh, Ind./Iowa

- A transfer from Iowa, averaged 7.1 ppg and 5.3 rebs. in 15.9 minutes per game last year.
- Was a two-time Academic All-Big Ten selection.

Elijah Tucker, F, Fr., 6-7, 205, Canton, Ga./Cherokee

- Was two-time first team all-state and averaged 21.3 ppg, and 7.4 rebs as a senior.
- Scored 1,525 career points, second best in school history.

Xavier



HEAD COACH TRAVIS STEELE

Hired at Xavier: March 31, 2018

Coaching File: Associate head coach and assistant coach Xavier, 2008-18; Assistant coach Indiana 2007-08, Video coordinator Indiana 2006-07.

Highlights: 2019 NIT Second Round. In his 10 years as an assistant at Xavier, the Musketeers played in nine NCAA Tournaments, including five trips to at least the NCAA Sweet 16. In 2017-18, team won the school's

first BIG EAST regular-season title, a school-record final AP ranking of No. 3 and the first No. 1 NCAA Tournament seed in school history. Also 2017 NCAA Elite Eight; 2016 NCAA (second round); 2015 NCAA Sweet 16; 2014 NCAA; 2012 NCAA Sweet 16; 2011 NCAA; 2010-11; Was named one of the top two recruiters in the BIG EAST by Sporting News basketball magazine.

Collegiate File: Assistant coach Wabash Valley College (Ill.) 2005-06. Assistant coach Ben Davis H.S. while attending Butler 2001-04.

Education: B.S. in Marketing (2004), Butler University. Graduated cum laude.

Personal: Native of Danville, Indiana; His brother is former Xavier assistant and current Akron head coach John Groce. Steele and his wife Amanda have one son, Winston. Birthdate: 11-12-81.

STEELE'S RECORD

Career Record (three years) 51-37 (.580)
Xavier Record (three years) 51-37 (.580)

BIG EAST Regular Season Record (three years) 23-26 (.469)
BIG EAST Tournament Record (three years) 1-3 (.250)
BIG EAST Overall Record (three years) 24-29 (.453)

NCAA Record 0-0 (.000)
NIT Record (one appearance) 1-1 (.500)

YEAR-BY-YEAR

		Overall	Conference	Conf. Tour.	Postseason
2018-19	Xavier	19-16	9-9	1-1	NIT 1-1
2019-20	Xavier	19-13	8-10/T6th	0-1	---
2020-21	Xavier	13-8	6-7/7th	0-1	---

REGULAR SEASON GAMES

Home Record: 48-22

Best Home Record: 8-1 in 2015-16 and 2017-18

Worst Home Record: 4-5 in 2019-20

Most Consecutive Home Wins: 7 games in 2017-18

Most Consecutive Home Losses: 3 games in 2016-17

Road Record: 32-37

Best Road Record: 7-2 in 2017-18

Worst Road Record: 1-5 in 2020-21

Most Consecutive Road Wins: 6 in 2017-18

Most Consecutive Road Losses: 4 in 2020-21

Longest Winning Streak: 4 games in 2018-19

Longest Losing Streak: 6 games in 2018-19

BIG EAST REGULAR SEASON RESULTS

Year	Won-Lost	Home	Away	Finish	Championship Seed
2013-14	10-8	7-2	3-6	3rd (tie)	#3
2014-15	9-9	6-3	3-6	6th	#6
2015-16	14-4	8-1	6-3	2nd	#2
2016-17	9-9	5-4	4-5	7th	#7
2017-18	15-3	8-1	7-2	1st	#1
2018-19	9-9	5-4	4-5	3rd (tie)	#4
2019-20	8-10	4-5	4-5	6th (tie)	#7
2020-21	6-7	5-2	1-5	7th	#7

BIG EAST CHAMPIONSHIP RESULTS (2014-2021)

vs.	Won	Lost
Butler	2	1
Creighton	1	0
DePaul	1	1
Georgetown	1	0
Creighton	0	2
Marquette	2	0
Providence	0	1
St. John's	1	0
Seton Hall	0	1
Villanova	0	2
Total	8	8

2020-21 RESULTS (13-8, 6-7 BIG EAST)

(HOME: 11-2/AWAY: 2-5/NEUTRAL: 0-1)

NOVEMBER

Xavier Invitational

Date	Opponent	Result	Attendance	High Scorer/Rebounder
25	vs. Oakland	W, 101-49	300	Freemantle 21/Freemantle 18
26	vs. Bradley	W, 51-50	300	Freemantle 19/Carter 11
27	vs. Toledo	W, 76-73	300	Tandy 24/Carter 13
30	Eastern Kentucky	W, 99-95 ot	300	Freemantle 24/Freemantle 13

DECEMBER

2	Tennessee Tech	W, 79-48	300	Johnson 16/Carter 12
6	at Cincinnati	W, 77-69	300	Scruggs 20/Freemantle 9

Big-12-BIG EAST Battle

9	Oklahoma	W, 99-77	300	Freemantle 28/Johnson 6
20	MARQUETTE	W, 91-88	300	Scruggs 29/Freemantle 7
23	at CREIGHTON	L, 66-61	1,673	Johnson 12/Jones 6
30	SETON HALL	L, 85-68	300	Freemantle 20/Freemantle 9

JANUARY

6	ST. JOHN'S	W, 69-61	300	Jones 16/Carter 16
10	PROVIDENCE	W, 74-73	300	Freemantle 17/Freemantle 8
30	at BUTLER	W, 68-55	2,084	Scruggs 24/Freemantle 10

FEBRUARY

13	CONNECTICUT	L, 80-72	922	Freemantle 30/Freemantle 15
16	at ST. JOHN'S	L, 93-84	0	Freemantle 22/Freemantle 10
21	BUTLER	W, 63-51	922	Freemantle 17/Jones 11
24	at PROVIDENCE	L, 83-68	0	Freemantle 24/Freemantle 12
27	CREIGHTON	W, 77-69	922	Scruggs 23/Freemantle 10

MARCH

2	at GEORGETOWN	L, 72-66	0	Tandy 14/Freemantle 12
6	at MARQUETTE	L, 66-59	1,800	Scruggs 18/Two with 6
10	vs. BUTLER - BET	L, 70-69	824	Two with 14/Jones 9

BET - BIG EAST Tournament

CAREER LEADERS

Points	Total-Avg.
Byron Larkin, 1984-88	2,696-22.3
Trevon Bluiett, 2014-18	2,261-15.9
David West, 1999-03	2,132-16.9
Romain Sato, 2000-04	2,005-15.4
Tyrone Hill, 1986-90	2,003-15.9
Lenny Brown, 1995-99	1,885-15.5
Tu Holloway, 2008-12	1,833-13.7
Anthony Hicks, 1979-83	1,805-16.3
Jamie Gladden, 1989-93	1,780-14.6
Steve Thomas, 1962-66	1,722-23.6

Rebounds	Total-Avg.
Tyrone Hill, 1986-90	1380-11.0
Bob Pelkington, 1961-64	1325-16.6
David West, 1999-03	1308-10.4
Brian Grant, 1990-94	1080-9.2
Dave Piontek, 1953-56	995-12.1
Bob Quick, 1965-68	939-12.0
Joe Viviano, 1956-59	906-10.9
Romain Sato, 2000-04	892-6.9
Tyrique Jones, 2016-20	874-6.5
Derek Strong, 1987-90	805-8.4

Assists	Total
Ralph Lee, 1982-86	699
Jamal Walker, 1987-91	639
Tu Holloway, 2008-12	550
Quentin Goodin, 2016-20	544
Keith Walker, 1976-80	496
Dee Davis, 2011-15	492
Dedrick Finn, 2002-06	481
Gary Lumpkin, 1995-99	470
Michael Hawkins, 1991-95	448
Lionel Chalmers, 2000-04	405

Steals	Total
Lenny Brown, 1995-99	242
Anthony Hicks, 1979-83	226
James Posey, 1996-99	214
Nick Daniels, 1975-79	202
Byron Larkin, 1984-88	201
Ralph Lee, 1982-86	194
Stan Kimbrough, 1986-89	178
Jamal Walker, 1987-91	174
David West, 1999-2003	171
J.P. Macura, 2014-18	166

Blocked Shots	Total
David West, 1999-03	228
Aaron Williams, 1989-93	197
Justin Doellman, 2003-07	140
Kenny Frease, 2008-12	130
Jason Love, 2006-10	127
Brian Grant, 1990-94	127
Dexter Bailey, 1980-84	120
Tyrique Jones, 2016-20	98
David Payton, 1975-79	92
James Farr, 2012-16	88

BIG EAST Media Contacts

THE BIG EAST CONFERENCE

655 Third Avenue, Suite 711
New York, NY 10017

—**Val Ackerman, Commissioner**
Office (646) 663-3430

John Paquette
Sr. Associate Commissioner,
Sports Media Relations

Office (646) 663-3443
Mobile (401) 265-2244
email jpaquette@bigeast.com

BUTLER UNIVERSITY

Hinkle Fieldhouse
510 W. 49th Street
Indianapolis, IN 46208

LaVall Jordan, Head Basketball Coach
Office (317) 940-9377

**John Dedman, Assoc. Athletic Director/
Communications**

Office (317) 940-9414
Mobile (317) 491-5462
email jdedman@butler.edu

UNIVERSITY OF CONNECTICUT

2095 Hillside Road, Unit 1173
Storrs, CT 06269

Dan Hurley, Head Basketball Coach
Office (860) 486-2720

Phil Chardis, Men's Basketball Contact
Office (860) 486-3531
Mobile (860) 771-3314
email philip.chardis@uconn.edu

CREIGHTON UNIVERSITY

2500 California Plaza
Omaha, NE 68178

Greg McDermott, Head Basketball Coach
Office (402) 280-1795

Rob Anderson, Sports Information Director
Office (402) 280-5544
Mobile (402) 660-5854
email randerson@creighton.edu

DE PAUL UNIVERSITY

2323 North Sheffield Avenue
Chicago, IL 60614

Tony Stubblefield, Head Basketball Coach
Office (773) 325-7575

**Greg Greenwell, Director of Athletic
Communications**

Office (773) 325-7546
Home (773) 343-3722
email ggreenwe@depaul.edu

GEORGETOWN UNIVERSITY

3700 O Street NW
Washington, DC 20057

Patrick Ewing, Head Basketball Coach
Office (202) 687-2374

**Diana Pulupa, Director of Communications/
Creative Services**

Office (202) 687-6564
Mobile (301) 758-5454
email diana.pulupa@georgetown.edu

MARQUETTE UNIVERSITY

770 North 12th Street
Milwaukee, WI 53233

Shaka Smart, Head Basketball Coach
Office (414) 288-7130

**Scott Kuykendall, Associate AD/
Media Relations**

Office (414) 288-4794
Mobile (414) 807-3490
email scott.kuykendall@marquette.edu

PROVIDENCE COLLEGE

549 River Avenue
Providence, RI 02918

Ed Cooley, Head Basketball Coach
Office (401) 865-2527

**Arthur Parks, Associate AD/
Communications & Marketing**

Office (401) 865-2759
Mobile (401) 378-7334
email aparks@providence.edu

ST. JOHN'S UNIVERSITY

8000 Utopia Parkway
Queens, NY 11439

Mike Anderson, Head Basketball Coach
Office (718) 990-5528

**Steve Dombroski, Sr. Assoc. AD for External
Relations**

Office (718) 990-6897
Mobile (518) 928-6103
email dombross@stjohns.edu

SETON HALL UNIVERSITY

400 South Orange Avenue
South Orange, NJ 07079

Kevin Willard, Head Basketball Coach
Office (973) 761-9070

**Peter Long, Assistant AD/Digital Media
& Communications**

Office (973) 761-9644
Mobile (732) 814-5436
email peter.long@shu.edu

VILLANOVA UNIVERSITY

800 Lancaster Avenue
Villanova, PA 17325

Jay Wright, Head Basketball Coach
Office (610) 519-4140

**Mike Sheridan, Assistant AD/
Communications**

Office (610) 519-4120
Mobile (610) 999-7588
email michael.sheridan@villanova.edu

XAVIER UNIVERSITY

3800 Victory Blvd.
Cincinnati, OH 45207

Travis Steele, Head Basketball Coach
Office (513) 745-3417

Tom Eiser, Assoc. Athletic Director

Office (513) 745-3124
Home (513) 382-5565
email eiser@xavier.edu

BIG EAST
CONFERENCE

2020-21 IN REVIEW



2020-21 Standings



	BIG EAST				OVERALL					
	W-L	PCT.	H	A	W-L	PCT.	H	A	N	STREAK
VILLANOVA (18/17)	11-4	.733	8-0	3-4	18-7	.720	9-0	4-4	5-3	LOST 1
CREIGHTON (19/19)	14-6	.700	7-3	7-3	22-9	.710	11-3	7-4	4-2	LOST 1
CONNECTICUT (RV/RV)	11-6	.647	5-3	6-3	15-8	.652	7-3	6-3	2-2	LOST 2
ST. JOHN'S	10-9	.526	6-3	4-6	16-11	.593	11-3	4-6	1-1	LOST 1
SETON HALL	10-9	.526	5-4	5-5	14-13	.519	7-4	6-7	1-2	LOST 1
PROVIDENCE	9-10	.474	6-3	3-7	13-13	.500	8-3	4-7	1-3	LOST 1
XAVIER	6-7	.462	5-2	1-5	13-8	.619	11-2	2-5	0-1	LOST 1
GEORGETOWN (RV/RV)	7-9	.438	5-4	2-5	13-13	.500	7-6	2-6	4-1	LOST 1
MARQUETTE	8-11	.421	3-6	5-5	13-14	.481	7-7	6-6	0-1	LOST 1
BUTLER	8-12	.400	7-3	1-9	10-15	.400	8-4	1-9	1-2	LOST 1
DEPAUL	2-13	.133	0-8	2-5	5-14	.263	2-8	2-5	1-1	LOST 1

(Rankings in Final Associated Press/USA Today Polls)

POSTSEASON RESULTS

NCAA CHAMPIONSHIP

SOUTH REGION

First Round - March 19

No. 5 Villanova 73, No. 12 Winthrop 63

Second Round - March 21

No. 5 Villanova 84, No. 13 North Texas 61

Regional Semifinals - March 27

No. 1 Baylor 62, Villanova 51

WEST REGION

First Round - March 20

No. 5 Creighton 63, No. 12 UCSB 62

Second Round - March 22

No. 5 Creighton 72, No. 13 Ohio 58

Regional Semifinals - March 28

No. 1 Gonzaga 83, No. 5 Creighton 65

EAST REGION

First Round - March 20

No. 5 Colorado 96, No. 12 Georgetown 73

No. 10 Maryland 63, No. 7 Connecticut 54

All games of the 2021 NCAA Championship were played in Indianapolis, Ind.

BIG EAST TOURNAMENT

MADISON SQUARE GARDEN MARCH 10-13

FIRST ROUND

No. 8 Georgetown 68, No. 9 Marquette 49

No. 10 Butler 70, No. 7 Xavier 69

No. 11 DePaul 70, No. 6 Providence 62

QUARTERFINALS

No. 8 Georgetown 72, No. 1 Villanova 71

No. 5 Seton Hall 77, No. 4 St. John's 69 OT

No. 2 Creighton 87, No. 10 Butler 56

No. 3 Connecticut 94, No. 11 DePaul 60

SEMIFINALS

No. 8 Georgetown 66, No. 5 Seton Hall 58

No. 2 Creighton 59, No. 3 Connecticut 56

CHAMPIONSHIP

No. 8 Georgetown 73, No. 2 Creighton 48



Sandro Mamukelashvili, Seton Hall

ALL-BIG EAST FIRST TEAM +

Marcus Zegarowski, Creighton, G, Jr.
 James Bouknight, Connecticut, G, So.
 Julian Champagnie, St. John's, G-F, So.
 *Sandro Mamukelashvili, Seton Hall, F, Sr.
 *Jeremiah Robinson-Earl, Villanova, F, So.
 Collin Gillespie, Villanova, G, Sr.

ALL-BIG EAST SECOND TEAM

Damien Jefferson, Creighton, F, Sr.
 David Duke, Providence, G, Jr.
 Nate Watson, Providence, F, So.
 Zach Freemantle, Xavier, F, So.
 Paul Scruggs, Xavier, F, Sr.

ALL-BIG EAST HONORABLE MENTION

Denzel Mahoney, Creighton, G-F, Sr.
 Jahvon Blair, Georgetown, G, Sr.
 Jermaine Samuels, Villanova, F, Sr.

BIG EAST ALL-FRESHMAN TEAM

*Chuck Harris, Butler, G
 Adama Sanogo, Connecticut, F
 *Dawson Garcia, Marquette, F
 *Posh Alexander, St. John's, G
 Colby Jones, Xavier, G

* denotes a unanimous selection

+Due to a tie in the voting, an additional position was added

BIG EAST CO-PLAYERS OF THE YEAR

Sandro Mamukelashvili, Seton Hall
 Collin Gillespie, Villanova
 Jeremiah Robinson-Earl, Villanova

BIG EAST COACH OF THE YEAR

Mike Anderson, St. John's

BIG EAST FRESHMAN OF THE YEAR

Posh Alexander, St. John's

BIG EAST CO-DEFENSIVE PLAYERS OF THE YEAR

Isaiah Whaley, Connecticut
 Posh Alexander, St. John's

BIG EAST MOST IMPROVED PLAYERS

Julian Champagnie, St. John's
 Zach Freemantle, Xavier

BIG EAST SIXTH MAN AWARD

Tyler Polley, Connecticut

BIG EAST SPORTSMANSHIP AWARD

Mitch Ballock, Creighton

BIG EAST BASKETBALL SCHOLAR-ATHLETE

Ike Obiagu, Seton Hall

2020-21 BIG EAST WEEKLY HONORS

Date	Player of the Week	Freshman of the Week
Nov. 30	Jeremiah Robinson-Earl, Villanova	Dawson Garcia, Marquette
Dec. 7	Zach Freemantle, Xavier	Justin Lewis, Marquette
Dec. 14	David Duke, Providence	Dante Harris, Georgetown
Dec. 21	Paul Scruggs, Xavier	Posh Alexander, St. John's
Dec. 28	Myles Cale, Seton Hall	Chuck Harris, Butler
Jan. 4	Sandro Mamukelashvili, Seton Hall	Dawson Garcia, Marquette
Jan. 11	Tyler Polley, Connecticut	Colby Jones, Xavier
Jan. 18	Julian Champagnie, St. John's	Dawson Garcia, Marquette
Jan. 25	Jermaine Samuels, Villanova	Posh Alexander, St. John's
Feb. 1	Marcus Zegarowski, Creighton	Posh Alexander, St. John's
Feb. 8	Sandro Mamukelashvili, Seton Hall	Posh Alexander, St. John's
Feb. 15	David Duke, Providence	Adama Sanogo, Connecticut
Feb. 22	Charlie Moore, DePaul	Colby Jones, Xavier
March 1	R.J. Cole, Connecticut	Chuck Harris, Butler
March 7	Julian Champagnie, St. John's	Adama Sanogo, Connecticut

2020-21 Individual Statistics

TO BE RANKED, PLAYERS MUST APPEAR IN AT LEAST 75.0% OF THEIR TEAM'S GAMES.

SCORING

##	Player-Team	Cl	G	FG	3FG	FT	Pts	Avg/G
1.	CHAMPAGNIE, Julian-SJU	SO	25	166	60	102	494	19.8
2.	MAMUKELASHVILI, S.-SHU	SR	27	168	42	95	473	17.5
3.	WATSON, Nate-PC	SR	26	180	0	79	439	16.9
4.	DUKE, David-PC	JR	26	144	51	99	438	16.8
5.	FREEMANTLE, Zach-XU	SO	21	138	25	38	339	16.1
6.	ZEGAROWSKI, Marcus-CU	JR	29	162	80	55	459	15.8
7.	ROBINSON-EARL, J.-VU	SO	25	155	23	60	393	15.7
8.	BLAIR, Jahvon-GU	SR	25	128	66	62	384	15.4
9.	RHODEN, Jared-SHU	JR	27	135	37	95	402	14.9
10.	MOORE, Charlie-DPU	SR	16	85	28	32	230	14.4
11.	SCRUGGS, Paul-XU	SR	21	104	27	58	293	14.0
12.	GILLESPIE, Collin-VU	SR	20	89	41	60	279	14.0
13.	GARCIA, Dawson-MU	FR	27	121	26	83	351	13.0
14.	CARTON, D.J.-MU	SO	27	121	33	75	350	13.0
15.	HARRIS, Chuck-BU	FR	24	103	48	56	310	12.9
16.	MOORE, Justin-VU	SO	25	120	40	42	322	12.9
17.	WAHAB, Qudus-GU	SO	26	127	0	76	330	12.7
18.	MAHONEY, Denzel-CU	SR	30	126	64	59	375	12.5
19.	PICKETT, Jamorko-GU	SR	26	105	41	67	318	12.2
20.	COLE, RJ-UCONN	JR	23	92	39	57	280	12.2
21.	SAMUELS, Jermaine-VU	SR	25	99	26	77	301	12.0
22.	JEFFERSON, Damien-CU	SR	31	144	32	49	369	11.9
23.	CALE, Myles-SHU	SR	27	113	45	42	313	11.6
24.	NZE, Bryce-BU	SR	23	101	19	41	262	11.4
25.	JOHNSON, Nate-XU	SR	16	60	42	20	182	11.4
26.	BISHOP, Christian-CU	JR	31	141	1	59	342	11.0
27.	ALEXANDER, Posh-SJU	FR	25	108	20	37	273	10.9
28.	BOLDEN, Jair-BU	SR	25	87	59	30	263	10.5
29.	GOLDEN, Bryce-BU	JR	24	98	8	45	249	10.4
30.	MARTIN, Tyrese-UCONN	JR	22	85	16	41	227	10.3

REBOUNDING

##	Player-Team	Cl	G	OFF	DEF	TOT	Avg/G
1.	FREEMANTLE, Zach-XU	SO	21	41	146	187	8.9
2.	ROBINSON-EARL, J.-VU	SO	25	62	150	212	8.5
3.	WAHAB, Qudus-GU	SO	26	67	146	213	8.2
4.	NZE, Bryce-BU	SR	23	53	124	177	7.7
5.	MAMUKELASHVILI, S.-SHU	SR	27	50	154	204	7.6
6.	MARTIN, Tyrese-UCONN	JR	22	66	99	165	7.5
7.	CHAMPAGNIE, Julian-SJU	SO	25	41	143	184	7.4
8.	PICKETT, Jamorko-GU	SR	26	28	158	186	7.2
9.	RHODEN, Jared-SHU	JR	27	40	140	180	6.7
10.	WATSON, Nate-PC	SR	26	67	106	173	6.7
11.	GARCIA, Dawson-MU	FR	27	58	121	179	6.6
12.	SAMUELS, Jermaine-VU	SR	25	44	115	159	6.4
13.	BISHOP, Christian-CU	JR	31	48	149	197	6.4
14.	DUKE, David-PC	JR	26	26	139	165	6.3
15.	CAIN, Jamal-MU	SR	27	39	130	169	6.3
16.	WHALEY, Isaiah-UCONN	SR	23	57	85	142	6.2
17.	PAULICAP, Pauly-DPU	SR	19	50	65	115	6.1
18.	CARTER, Jason-XU	SR	21	41	84	125	6.0
19.	HORCHLER, Noah-PC	SR	26	49	98	147	5.7
20.	JEFFERSON, Damien-CU	SR	31	48	120	168	5.4

FIELD GOAL PCT (MIN. 3.0 MADE PER GAME)

##	Player-Team	Cl	G	FG	FGA	Pct
1.	BISHOP, Christian-CU	JR	31	141	207	.681
2.	WATSON, Nate-PC	SR	26	180	299	.602
3.	WAHAB, Qudus-GU	SO	26	127	215	.591
4.	MOORE, Isaih-SJU	JR	25	92	160	.575
5.	SANOGO, Adama-UCONN	FR	23	77	139	.554
6.	FREEMANTLE, Zach-XU	SO	21	138	269	.513
7.	JEFFERSON, Damien-CU	SR	31	144	281	.512
8.	ROBINSON-EARL, J.-VU	SO	25	155	312	.497
9.	NZE, Bryce-BU	SR	23	101	207	.488
10.	SAMUELS, Jermaine-VU	SR	25	99	206	.481
11.	GARCIA, Dawson-MU	FR	27	121	252	.480
12.	WHALEY, Isaiah-UCONN	SR	23	81	169	.479
13.	GOLDEN, Bryce-BU	JR	24	98	207	.473
14.	ZEGAROWSKI, Marcus-CU	JR	29	162	349	.464
15.	WILLIAMS Jr., Greg-SJU	JR	24	74	160	.463

3-POINT FG PCT (MIN. 1.0 MADE PER GAME)

##	Player-Team	Cl	G	3FG	FGA	Pct
1.	ELLIOTT, Greg-MU	JR	27	30	66	.455
2.	JOHNSON, Nate-XU	SR	16	42	93	.452
3.	CAREY, Donald-GU	JR	26	40	89	.449
4.	WILLIAMS Jr., Greg-SJU	JR	24	26	58	.448
5.	ZEGAROWSKI, Marcus-CU	JR	29	80	190	.421
6.	HORCHLER, Noah-PC	SR	26	26	62	.419
7.	HARRIS, Chuck-BU	FR	24	48	119	.403
8.	EARLINGTON, Marcellu-SJU	JR	27	27	67	.403
9.	SWIDER, Cole-VU	JR	25	35	87	.402
10.	BILE, Chudier-GU	SR	25	37	94	.394
11.	DUKE, David-PC	JR	26	51	131	.389
12.	COLE, RJ-UCONN	JR	23	39	101	.386
13.	DANIELS, Caleb-VU	JR	25	44	114	.386
14.	BALLOCK, Mitch-CU	SR	31	76	197	.386
15.	CHAMPAGNIE, Julian-SJU	SO	25	60	158	.380

FREE THROW PCT (MIN. 2.0 MADE PER GAME)

##	Player-Team	Cl	G	FTM	FTA	Pct
1.	CHAMPAGNIE, Julian-SJU	SO	25	102	115	.887
2.	BLAIR, Jahvon-GU	SR	25	62	73	.849
3.	SCRUGGS, Paul-XU	SR	21	58	69	.841
4.	HARRIS, Chuck-BU	FR	24	56	67	.836
5.	RHODEN, Jared-SHU	JR	27	95	114	.833
6.	GILLESPIE, Collin-VU	SR	20	60	72	.833
7.	SAMUELS, Jermaine-VU	SR	25	77	93	.828
8.	PICKETT, Jamorko-GU	SR	26	67	81	.827
9.	DUKE, David-PC	JR	26	99	125	.792
10.	GARCIA, Dawson-MU	FR	27	83	106	.783
11.	COLE, RJ-UCONN	JR	23	57	74	.770
12.	MOORE, Charlie-DPU	SR	16	32	42	.762
13.	MCEWEN, Koby-MU	SR	27	60	79	.759
14.	CARTON, D.J.-MU	SO	27	75	101	.743
15.	JOHN, Theo-MU	SR	27	54	73	.740

ASSISTS

##	Player-Team	Cl	G	Assists	Avg/G
1.	SCRUGGS, Paul-XU	SR	21	119	5.67
2.	DUKE, David-PC	JR	26	124	4.77
3.	GILLESPIE, Collin-VU	SR	20	92	4.60
4.	ZEGAROWSKI, Marcus-CU	JR	29	125	4.31
5.	COLE, RJ-UCONN	JR	23	99	4.30
6.	ALEXANDER, Posh-SJU	FR	25	107	4.28
7.	MOORE, Charlie-DPU	SR	16	67	4.19
8.	REYNOLDS, Shavar-SHU	SR	27	113	4.19
9.	DUNN, Rasheem-SJU	SR	22	87	3.95
10.	BLAIR, Jahvon-GU	SR	25	90	3.60

2020-21 Individual & Team Statistics

STEALS

##	Player-Team	Cl	G	Steals	Avg/G
1.	ALEXANDER, Posh-SJU	FR	25	65	2.60
2.	REYNOLDS, Shavar-SHU	SR	27	48	1.78
3.	SCRUGGS, Paul-XU	SR	21	33	1.57
4.	CHAMPAGNIE, Julian-SJU	SO	25	36	1.44
5.	DUNN, Rasheem-SJU	SR	22	31	1.41
6.	MAHONEY, Denzel-CU	SR	30	39	1.30
7.	WILLIAMS Jr., Greg-SJU	JR	24	31	1.29
8.	WEEMS, Romeo-DPU	SO	18	23	1.28
9.	ZEGAROWSKI, Marcus-CU	JR	29	37	1.28
10.	JEFFERSON, Damien-CU	SR	31	38	1.23
11.	DUKE, David-PC	JR	26	31	1.19
12.	JOHNSON, Nate-XU	SR	16	19	1.19
13.	RHODEN, Jared-SHU	JR	27	32	1.19
14.	COLE, RJ-UCONN	JR	23	27	1.17
15.	TATE, Myles-BU	FR	25	29	1.16

BLOCKED SHOTS

##	Player-Team	Cl	G	Blocks	Avg/G
1.	OBIAGU, Ike-SHU	JR	27	77	2.85
2.	WHALEY, Isaiah-UCONN	SR	23	60	2.61
3.	WAHAB, Qudus-GU	SO	26	41	1.58
4.	JOHN, Theo-MU	SR	27	40	1.48
5.	ONGENDA, Nick-DPU	SO	17	25	1.47
6.	PAULICAP, Pauly-DPU	SR	19	24	1.26
7.	KALKBRENNER, Ryan-CU	FR	31	38	1.23
8.	BISHOP, Christian-CU	JR	31	32	1.03
9.	WATSON, Nate-PC	SR	26	26	1.00
	CHAMPAGNIE, Julian-SJU	SO	25	25	1.00
11.	SANOGO, Adama-UCONN	FR	23	21	0.91
12.	FREEMANTLE, Zach-XU	SO	21	18	0.86
13.	BILE, Chudier-GU	SR	25	21	0.84
14.	GRIFFIN, Bryan-XU	SR	18	14	0.78
15.	ROBERTS, Josh-SJU	JR	25	19	0.76

ASSIST/TURNOVER RATIO (MIN. 3.0 ASSISTS/GAME)

##	Player-Team	Cl	G	Asst	Avg	Turn	Avg	Ratio
1.	GILLESPIE, Collin-VU	SR	20	92	4.6	32	1.6	2.88
2.	COLE, RJ-UCONN	JR	23	99	4.3	40	1.7	2.48
3.	SCRUGGS, Paul-XU	SR	21	119	5.7	53	2.5	2.25
4.	ZEGAROWSKI, Marcus-CU	JR	29	125	4.3	62	2.1	2.02
5.	REYNOLDS, Shavar-SHU	SR	27	113	4.2	59	2.2	1.92
6.	ALEXANDER, Posh-SJU	FR	25	107	4.3	58	2.3	1.84
7.	DUNN, Rasheem-SJU	SR	22	87	4.0	52	2.4	1.67
8.	DUKE, David-PC	JR	26	124	4.8	82	3.2	1.51
9.	BLAIR, Jahvon-GU	SR	25	90	3.6	63	2.5	1.43
10.	HARRIS, Dante-GU	FR	26	82	3.2	59	2.3	1.39

SCORING OFFENSE

##	Team	G	W-L	Pts	Avg/G
1.	St. John's	27	16-11	2132	79.0
2.	Creighton	31	22-9	2355	76.0
3.	Xavier	21	13-8	1571	74.8
4.	Villanova	25	18-7	1870	74.8
5.	Connecticut	23	15-8	1650	71.7
6.	Georgetown	26	13-13	1857	71.4
7.	Seton Hall	27	14-13	1924	71.3
8.	Providence	26	13-13	1816	69.8
9.	Marquette	27	13-14	1883	69.7
10.	DePaul	19	5-14	1250	65.8
11.	Butler	25	10-15	1588	63.5

SCORING DEFENSE

##	Team	G	Pts	Avg/G
1.	Connecticut	23	1485	64.6
2.	Villanova	25	1663	66.5
3.	Creighton	31	2115	68.2
4.	Butler	25	1717	68.7
5.	Seton Hall	27	1881	69.7
6.	Providence	26	1813	69.7
7.	Marquette	27	1885	69.8
8.	Xavier	21	1474	70.2
9.	Georgetown	26	1863	71.7
10.	DePaul	19	1367	71.9
11.	St. John's	27	2072	76.7

SCORING MARGIN

##	Team	G	OFF	DEF	Margin
1.	Villanova	25	74.8	66.5	+8.3
2.	Creighton	31	76.0	68.2	+7.7
3.	Connecticut	23	71.7	64.6	+7.2
4.	Xavier	21	74.8	70.2	+4.6
5.	St. John's	27	79.0	76.7	+2.2
6.	Seton Hall	27	71.3	69.7	+1.6
7.	Providence	26	69.8	69.7	+0.1
8.	Marquette	27	69.7	69.8	-0.1
9.	Georgetown	26	71.4	71.7	-0.2
10.	Butler	25	63.5	68.7	-5.2
11.	DePaul	19	65.8	71.9	-6.2

FREE THROW PCT

##	Team	G	FTM	FTA	Pct
1.	Villanova	25	331	434	.763
2.	Georgetown	26	353	469	.753
3.	St. John's	27	374	499	.750
4.	Marquette	27	382	520	.735
5.	Seton Hall	27	398	544	.732
6.	Connecticut	23	291	403	.722
7.	Providence	26	338	483	.700
8.	Xavier	21	231	333	.694
9.	DePaul	19	185	273	.678
10.	Butler	25	265	410	.646
11.	Creighton	31	306	478	.640

FIELD GOAL PERCENTAGES

##	Team	G	FG	FGA	Pct
1.	Creighton	31	878	1862	.472
2.	Xavier	21	589	1285	.458
3.	Villanova	25	655	1446	.453
4.	St. John's	27	779	1744	.447
5.	Marquette	27	661	1484	.445
6.	Seton Hall	27	673	1525	.441
7.	Connecticut	23	602	1388	.434
8.	Providence	26	657	1529	.430
9.	Georgetown	26	644	1521	.423
10.	DePaul	19	481	1154	.417
11.	Butler	25	572	1393	.411

2020-21 Team Statistics

FIELD GOAL PCT DEFENSE

##	Team	G	FG	FGA	Pct
1.	Creighton	31	771	1889	.408
2.	Xavier	21	541	1310	.413
3.	Connecticut	23	514	1243	.414
4.	Marquette	27	666	1609	.414
5.	DePaul	19	470	1127	.417
6.	Georgetown	26	679	1609	.422
7.	Seton Hall	27	680	1576	.431
8.	Providence	26	668	1533	.436
9.	Villanova	25	612	1388	.441
10.	St. John's	27	756	1634	.463
11.	Butler	25	633	1362	.465

3-POINT FG PCT

##	Team	G	FG	FGA	Pct
1.	Georgetown	26	216	592	.365
2.	Creighton	31	293	811	.361
3.	Villanova	25	229	648	.353
4.	St. John's	27	200	580	.345
5.	Connecticut	23	155	463	.335
6.	Xavier	21	162	498	.325
7.	Butler	25	179	554	.323
8.	Marquette	27	179	555	.323
9.	Seton Hall	27	180	561	.321
10.	Providence	26	164	513	.320
11.	DePaul	19	103	327	.315

3-POINT FG PCT DEFENSE

##	Team	G	FG	FGA	Pct
1.	Providence	26	154	518	.297
2.	DePaul	19	141	457	.309
3.	Creighton	31	235	741	.317
4.	Connecticut	23	134	414	.324
5.	Georgetown	26	217	642	.338
6.	Xavier	21	165	488	.338
7.	Marquette	27	202	596	.339
8.	St. John's	27	206	603	.342
9.	Villanova	25	193	562	.343
10.	Butler	25	179	512	.350
11.	Seton Hall	27	198	541	.366

REBOUNDING OFFENSE

##	Team	G	Reb	Avg/G
1.	Georgetown	26	1033	39.7
2.	Connecticut	23	879	38.2
3.	DePaul	19	717	37.7
4.	Xavier	21	792	37.7
5.	Marquette	27	979	36.3
6.	St. John's	27	971	36.0
7.	Creighton	31	1108	35.7
8.	Providence	26	928	35.7
9.	Seton Hall	27	941	34.9
10.	Villanova	25	847	33.9
11.	Butler	25	807	32.3

REBOUNDING DEFENSE

##	Team	G	Reb	Avg/G
1.	Villanova	25	819	32.8
2.	Connecticut	23	762	33.1
3.	Marquette	27	913	33.8
4.	Butler	25	848	33.9
5.	Seton Hall	27	936	34.7
6.	Georgetown	26	905	34.8
7.	Providence	26	947	36.4
8.	Xavier	21	768	36.6
9.	Creighton	31	1137	36.7
10.	DePaul	19	714	37.6
11.	St. John's	27	1023	37.9

REBOUNDING MARGIN

##	Team	G	TEAM	Avg	OPP	Avg	Margin
1.	Connecticut	23	879	38.2	762	33.1	+5.1
2.	Georgetown	26	1033	39.7	905	34.8	+4.9
3.	Marquette	27	979	36.3	913	33.8	+2.4
4.	Xavier	21	792	37.7	768	36.6	+1.1
5.	Villanova	25	847	33.9	819	32.8	+1.1
6.	Seton Hall	27	941	34.9	936	34.7	+0.2
7.	DePaul	19	717	37.7	714	37.6	+0.2
8.	Providence	26	928	35.7	947	36.4	-0.7
9.	Creighton	31	1108	35.7	1137	36.7	-0.9
10.	Butler	25	807	32.3	848	33.9	-1.6
11.	St. John's	27	971	36.0	1023	37.9	-1.9

BLOCKED SHOTS

##	Team	G	Blocks	Avg/G
1.	Connecticut	23	121	5.26
2.	Seton Hall	27	118	4.37
3.	Xavier	21	85	4.05
4.	DePaul	19	74	3.89
5.	St. John's	27	105	3.89
6.	Georgetown	26	101	3.88
7.	Marquette	27	100	3.70
8.	Creighton	31	103	3.32
9.	Providence	26	78	3.00
10.	Butler	25	51	2.04
11.	Villanova	25	47	1.88

ASSISTS

##	Team	G	Assists	Avg/G
1.	Xavier	21	369	17.57
2.	St. John's	27	440	16.30
3.	Creighton	31	485	15.65
4.	Villanova	25	374	14.96
5.	Providence	26	350	13.46
6.	Connecticut	23	297	12.91
7.	Seton Hall	27	347	12.85
8.	Georgetown	26	333	12.81
9.	Marquette	27	333	12.33
10.	Butler	25	308	12.32
11.	DePaul	19	217	11.42

STEALS

##	Team	G	Steals	Avg/G
1.	St. John's	27	246	9.11
2.	Creighton	31	216	6.97
3.	Xavier	21	145	6.90
4.	DePaul	19	130	6.84
5.	Seton Hall	27	170	6.30
6.	Connecticut	23	142	6.17
7.	Georgetown	26	153	5.88
8.	Providence	26	147	5.65
9.	Butler	25	139	5.56
10.	Villanova	25	127	5.08
11.	Marquette	27	137	5.07

ASSIST/TURNOVER RATIO

##	Team	G	Asst	Avg	Turn	Avg	Ratio
1.	Villanova	25	374	15.0	226	9.0	1.65
2.	Xavier	21	369	17.6	236	11.2	1.56
3.	Creighton	31	485	15.6	342	11.0	1.42
4.	St. John's	27	440	16.3	341	12.6	1.29
5.	Providence	26	350	13.5	306	11.8	1.14
6.	Connecticut	23	297	12.9	268	11.7	1.11
7.	Butler	25	308	12.3	286	11.4	1.08
8.	Seton Hall	27	347	12.9	350	13.0	0.99
9.	Marquette	27	333	12.3	388	14.4	0.86
10.	Georgetown	26	333	12.8	395	15.2	0.84
11.	DePaul	19	217	11.4	300	15.8	0.72

CONFERENCE GAMES ONLY

2020-21 Individual Statistics

SCORING

##	Player-Team	Cl	G	FG	3FG	FT	Pts	Avg/G
1.	CHAMPAGNIE, Julian-SJU	SO	19	119	50	83	371	19.5
2.	MAMUKELASHVILI, S.-SHUSR	SR	19	118	30	68	334	17.6
3.	DUKE, David-PC	JR	19	103	39	68	313	16.5
4.	WATSON, Nate-PC	SR	19	131	0	47	309	16.3
5.	ZEGAROWSKI, Marcus-CU	JR	18	96	47	41	280	15.6
6.	FREEMANTLE, Zach-XU	SO	13	75	13	31	194	14.9
7.	BLAIR, Jahvon-GU	SR	15	71	37	42	221	14.7
8.	GILLESPIE, Collin-VU	SR	14	63	30	43	199	14.2
9.	ROBINSON-EARL, J.-VU	SO	15	84	16	29	213	14.2
10.	RHODEN, Jared-SHU	JR	19	91	26	59	267	14.1
11.	SCRUGGS, Paul-XU	SR	13	66	16	33	181	13.9
12.	MOORE, Charlie-DPU	SR	12	61	19	24	165	13.8
13.	CARTON, D.J.-MU	SO	19	87	25	55	254	13.4
14.	MAHONEY, Denzel-CU	SR	20	86	43	49	264	13.2
15.	HARRIS, Chuck-BU	FR	19	80	41	45	246	12.9
16.	SAMUELS, Jermaine-VU	SR	15	64	18	48	194	12.9
17.	COLE, RJ-UConn	JR	17	71	25	52	219	12.9
18.	GARCIA, Dawson-MU	FR	19	83	17	59	242	12.7
19.	JEFFERSON, Damien-CU	SR	20	98	23	34	253	12.7
20.	WAHAB, Qudus-GU	SO	16	80	0	40	200	12.5
21.	CALE, Myles-SHU	SR	19	85	35	30	235	12.4
22.	PICKETT, Jamorko-GU	SR	16	66	25	35	192	12.0
23.	MOORE, Justin-VU	SO	15	67	21	23	178	11.9
24.	BALLOCK, Mitch-CU	SR	20	81	59	6	227	11.4
25.	MARTIN, Tyrese-UConn	JR	17	73	14	32	192	11.3
26.	ALEXANDER, Posh-SJU	FR	17	79	16	17	191	11.2
27.	BILE, Chudier-GU	SR	16	54	25	43	176	11.0
28.	NZE, Bryce-BU	SR	18	76	10	33	195	10.8
29.	BOLDEN, Jair-BU	SR	20	71	48	24	214	10.7
30.	BISHOP, Christian-CU	JR	20	85	0	42	212	10.6

REBOUNDING

##	Player-Team	Cl	G	OFF	DEF	TOT	Avg/G
1.	FREEMANTLE, Zach-XU	SO	13	28	96	124	9.5
2.	WAHAB, Qudus-GU	SO	16	47	88	135	8.4
3.	ROBINSON-EARL, J.-VU	SO	15	30	95	125	8.3
4.	NZE, Bryce-BU	SR	18	39	104	143	7.9
5.	CHAMPAGNIE, Julian-SJU	SO	19	28	116	144	7.6
6.	MAMUKELASHVILI, S.-SHU	SR	19	31	109	140	7.4
7.	MARTIN, Tyrese-UConn	JR	17	47	74	121	7.1
8.	DUKE, David-PC	JR	19	18	116	134	7.1
9.	PICKETT, Jamorko-GU	SR	16	19	91	110	6.9
10.	WATSON, Nate-PC	SR	19	49	81	130	6.8
11.	GARCIA, Dawson-MU	FR	19	50	79	129	6.8
12.	BISHOP, Christian-CU	JR	20	33	91	124	6.2
13.	CAIN, Jamal-MU	SR	19	21	96	117	6.2
14.	RHODEN, Jared-SHU	JR	19	26	90	116	6.1
15.	PAULICAP, Pauly-DPU	SR	15	44	44	88	5.9
	SAMUELS, Jermaine-VU	SR	15	27	61	88	5.9
17.	JEFFERSON, Damien-CU	SR	20	33	84	117	5.9
18.	WHALEY, Isaiah-UConn	SR	17	34	64	98	5.8
19.	HORCHLER, Noah-PC	SR	19	33	70	103	5.4
20.	SANOGO, Adama-UConn	FR	17	23	66	89	5.2

FIELD GOAL PCT (MIN. 3.0 MADE PER GAME)

##	Player-Team	Cl	G	FG	FGA	Pct
1.	BISHOP, Christian-CU	JR	20	85	130	.654
2.	MOORE, Isaih-SJU	JR	18	65	107	.607
3.	WATSON, Nate-PC	SR	19	131	220	.595
4.	WAHAB, Qudus-GU	SO	16	80	139	.576
5.	PAULICAP, Pauly-DPU	SR	15	50	88	.568
6.	JOHN, Theo-MU	SR	19	60	107	.561
7.	SANOGO, Adama-UConn	FR	17	55	100	.550
8.	JEFFERSON, Damien-CU	SR	20	98	179	.547
9.	GARCIA, Dawson-MU	FR	19	83	169	.491
10.	WHALEY, Isaiah-UConn	SR	17	58	119	.487
11.	SAMUELS, Jermaine-VU	SR	15	64	132	.485
12.	BALLOCK, Mitch-CU	SR	20	81	168	.482
13.	NZE, Bryce-BU	SR	18	76	159	.478
14.	CAIN, Jamal-MU	SR	19	75	158	.475
15.	MARTIN, Tyrese-UConn	JR	17	73	154	.474

3-POINT FG PCT (MIN. 1.0 MADE PER GAME)

##	Player-Team	Cl	G	3FG	FGA	Pct
1.	WILLIAMS Jr., Greg-SJU	JR	17	20	42	.476
2.	ELLIOTT, Greg-MU	JR	19	22	47	.468
3.	CAREY, Donald-GU	JR	16	24	53	.453
4.	SAMUELS, Jermaine-VU	SR	15	18	40	.450
5.	BALLOCK, Mitch-CU	SR	20	59	133	.444
6.	HORCHLER, Noah-PC	SR	19	21	48	.438
7.	EARLINGTON, Marcellu-SJU	JR	19	19	44	.432
8.	BILE, Chudier-GU	SR	16	25	58	.431
9.	HARRIS, Chuck-BU	FR	19	41	101	.406
10.	CHAMPAGNIE, Julian-SJU	SO	19	50	124	.403
11.	ZEGAROWSKI, Marcus-CU	JR	18	47	120	.392
12.	JEFFERSON, Damien-CU	SR	20	23	59	.390
13.	GILLESPIE, Collin-VU	SR	14	30	77	.390
14.	SWIDER, Cole-VU	JR	15	19	49	.388
15.	DUKE, David-PC	JR	19	39	101	.386

FREE THROW PCT (MIN. 2.0 MADE PER GAME)

##	Player-Team	Cl	G	FTM	FTA	Pct
1.	RHODEN, Jared-SHU	JR	19	59	65	.908
2.	CHAMPAGNIE, Julian-SJU	SO	19	83	95	.874
3.	SCRUGGS, Paul-XU	SR	13	33	38	.868
4.	GILLESPIE, Collin-VU	SR	14	43	50	.860
5.	SAMUELS, Jermaine-VU	SR	15	48	57	.842
6.	HARRIS, Chuck-BU	FR	19	45	54	.833
	PICKETT, Jamorko-GU	SR	16	35	42	.833
8.	BLAIR, Jahvon-GU	SR	15	42	51	.824
9.	MOORE, Charlie-DPU	SR	12	24	30	.800
10.	DUKE, David-PC	JR	19	68	86	.791
11.	ZEGAROWSKI, Marcus-CU	JR	18	41	52	.788
12.	JONES, Colby-XU	FR	12	27	35	.771
13.	JOHN, Theo-MU	SR	19	40	52	.769
14.	BILE, Chudier-GU	SR	16	43	56	.768
15.	GARCIA, Dawson-MU	FR	19	59	78	.756

ASSISTS

##	Player-Team	Cl	G	Assists	Avg/G
1.	DUKE, David-PC	JR	19	99	5.21
2.	SCRUGGS, Paul-XU	SR	13	66	5.08
3.	GILLESPIE, Collin-VU	SR	14	69	4.93
4.	MOORE, Charlie-DPU	SR	12	53	4.42
5.	COLE, RJ-UConn	JR	17	74	4.35
6.	ALEXANDER, Posh-SJU	FR	17	73	4.29
7.	BLAIR, Jahvon-GU	SR	15	60	4.00
8.	DUNN, Rasheem-SJU	SR	19	75	3.95
9.	ZEGAROWSKI, Marcus-CU	JR	18	71	3.94
10.	REYNOLDS, Shavar-SHU	SR	19	74	3.89

2020-21 Individual & Team Statistics

STEALS

##	Player-Team	Cl	G	Steals	Avg/G
1.	ALEXANDER, Posh-SJU	FR	17	42	2.47
2.	REYNOLDS, Shavar-SHU	SR	19	30	1.58
3.	JEFFERSON, Damien-CU	SR	20	30	1.50
4.	DUNN, Rasheem-SJU	SR	19	28	1.47
5.	JONES, Colby-XU	FR	12	17	1.42
6.	MAHONEY, Denzel-CU	SR	20	28	1.40
7.	SCRUGGS, Paul-XU	SR	13	18	1.38
8.	CHAMPAGNIE, Julian-SJU	SO	19	26	1.37
9.	WEEMS, Romeo-DPU	SO	15	19	1.27
10.	RHODEN, Jared-SHU	JR	19	24	1.26
11.	TATE, Myles-BU	FR	20	25	1.25
12.	MARTIN, Tyrese-UCONN	JR	17	21	1.24
13.	HARRIS, Dante-GU	FR	16	19	1.19
	BILE, Chudier-GU	SR	16	19	1.19
15.	COLE, RJ-UCONN	JR	17	20	1.18

BLOCKED SHOTS

##	Player-Team	Cl	G	Blocks	Avg/G
1.	OBIAGU, Ike-SHU	JR	19	51	2.68
2.	WHALEY, Isaiah-UCONN	SR	17	43	2.53
3.	WAHAB, Qudus-GU	SO	16	29	1.81
4.	ONGENDA, Nick-DPU	SO	13	18	1.38
5.	JOHN, Theo-MU	SR	19	26	1.37
6.	KALKBRENNER, Ryan-CU	FR	20	27	1.35
7.	BISHOP, Christian-CU	JR	20	24	1.20
	PAULICAP, Pauly-DPU	SR	15	18	1.20
9.	WATSON, Nate-PC	SR	19	21	1.11
10.	SANOGO, Adama-UCONN	FR	17	18	1.06
11.	CHAMPAGNIE, Julian-SJU	SO	19	20	1.05
12.	FREEMANTLE, Zach-XU	SO	13	11	0.85
13.	MOORE, Isaih-SJU	JR	18	14	0.78
14.	WILLIAMS Jr., Greg-SJU	JR	17	13	0.76
15.	ROBERTS, Josh-SJU	JR	17	12	0.71

ASSIST/TURNOVER RATIO (MIN. 3.0 ASSISTS/GAME)

##	Player-Team	Cl	G	Asst	Avg	Turn	Avg	Ratio
1.	GILLESPIE, Collin-VU	SR	14	69	4.9	26	1.9	2.65
2.	COLE, RJ-UCONN	JR	17	74	4.4	31	1.8	2.39
3.	ZEGAROWSKI, Marcus-CU	JR	18	71	3.9	33	1.8	2.15
4.	ALEXANDER, Posh-SJU	FR	17	73	4.3	34	2.0	2.15
5.	REYNOLDS, Shavar-SHU	SR	19	74	3.9	36	1.9	2.06
6.	MOORE, Justin-VU	SO	15	47	3.1	24	1.6	1.96
7.	SCRUGGS, Paul-XU	SR	13	66	5.1	36	2.8	1.83
8.	BLAIR, Jahvon-GU	SR	15	60	4.0	34	2.3	1.76
9.	DUNN, Rasheem-SJU	SR	19	75	3.9	46	2.4	1.63
10.	DUKE, David-PC	JR	19	99	5.2	64	3.4	1.55

SCORING OFFENSE

##	Team	G	W-L	Pts	Avg/G
1.	St. John's	19	10-9	1473	77.5
2.	Creighton	20	14-6	1535	76.8
3.	Villanova	15	11-4	1116	74.4
4.	Georgetown	16	7-9	1144	71.5
5.	Connecticut	17	11-6	1214	71.4
6.	Xavier	13	6-7	920	70.8
7.	Seton Hall	19	10-9	1324	69.7
8.	Providence	19	9-10	1307	68.8
9.	Marquette	19	8-11	1306	68.7
10.	DePaul	15	2-13	952	63.5
11.	Butler	20	8-12	1263	63.2

SCORING DEFENSE

##	Team	G	Pts	Avg/G
1.	Connecticut	17	1113	65.5
2.	Villanova	15	998	66.5
3.	Butler	20	1355	67.8
4.	Seton Hall	19	1315	69.2
5.	Providence	19	1321	69.5
6.	Creighton	20	1397	69.8
7.	Marquette	19	1368	72.0
8.	DePaul	15	1081	72.1
9.	Xavier	13	942	72.5
10.	Georgetown	16	1199	74.9
11.	St. John's	19	1465	77.1

SCORING MARGIN

##	Team	G	OFF	DEF	Margin
1.	Villanova	15	74.4	66.5	+7.9
2.	Creighton	20	76.8	69.8	+6.9
3.	Connecticut	17	71.4	65.5	+5.9
4.	Seton Hall	19	69.7	69.2	+0.5
5.	St. John's	19	77.5	77.1	+0.4
6.	Providence	19	68.8	69.5	-0.7
7.	Xavier	13	70.8	72.5	-1.7
8.	Marquette	19	68.7	72.0	-3.3
9.	Georgetown	16	71.5	74.9	-3.4
10.	Butler	20	63.2	67.8	-4.6
11.	DePaul	15	63.5	72.1	-8.6

FREE THROW PCT

##	Team	G	FTM	FTA	Pct
1.	Villanova	15	211	269	.784
2.	Georgetown	16	218	279	.781
3.	Seton Hall	19	261	345	.757
4.	St. John's	19	249	337	.739
5.	Marquette	19	253	343	.738
6.	Connecticut	17	213	293	.727
7.	Providence	19	223	314	.710
8.	Xavier	13	142	211	.673
9.	DePaul	15	132	197	.670
10.	Butler	20	212	331	.640
11.	Creighton	20	215	339	.634

FIELD GOAL PERCENTAGES

##	Team	G	FG	FGA	Pct
1.	Creighton	20	562	1186	.474
2.	Marquette	19	467	1041	.449
3.	St. John's	19	537	1209	.444
4.	Connecticut	17	443	1003	.442
5.	Seton Hall	19	469	1068	.439
6.	Villanova	15	383	873	.439
7.	Xavier	13	344	799	.431
8.	Georgetown	16	398	940	.423
9.	Providence	19	476	1125	.423
10.	Butler	20	455	1106	.411
11.	DePaul	15	372	920	.404

FIELD GOAL PCT DEFENSE

##	Team	G	FG	FGA	Pct
1.	Creighton	20	506	1222	.414
2.	Connecticut	17	387	926	.418
3.	DePaul	15	371	870	.426
4.	Providence	19	495	1150	.430
5.	Georgetown	16	433	998	.434
6.	Marquette	19	489	1126	.434
7.	Seton Hall	19	480	1095	.438
8.	Xavier	13	346	786	.440
9.	Butler	20	493	1096	.450
10.	Villanova	15	373	828	.450
11.	St. John's	19	533	1173	.454

2020-21 Team Statistics

3-POINT FG PCT

##	Team	G	FG	FGA	Pct
1.	Georgetown	16	130	346	.376
2.	Creighton	20	196	530	.370
3.	St. John's	19	150	420	.357
4.	Villanova	15	139	393	.354
5.	Connecticut	17	115	334	.344
6.	Providence	19	132	384	.344
7.	Butler	20	141	445	.317
8.	Marquette	19	119	376	.316
9.	Seton Hall	19	125	403	.310
10.	DePaul	15	76	258	.295
11.	Xavier	13	90	317	.284

3-POINT FG PCT DEFENSE

##	Team	G	FG	FGA	Pct
1.	Providence	19	112	390	.287
2.	DePaul	15	114	357	.319
3.	Butler	20	132	413	.320
4.	Connecticut	17	101	316	.320
5.	Creighton	20	156	488	.320
6.	St. John's	19	143	432	.331
7.	Xavier	13	107	305	.351
8.	Georgetown	16	135	384	.352
9.	Villanova	15	114	322	.354
10.	Marquette	19	157	423	.371
11.	Seton Hall	19	142	376	.378

REBOUNDING OFFENSE

##	Team	G	Reb	Avg/G
1.	Georgetown	16	614	38.4
2.	DePaul	15	554	36.9
3.	Connecticut	17	627	36.9
4.	Xavier	13	477	36.7
5.	Providence	19	688	36.2
6.	Creighton	20	717	35.8
7.	St. John's	19	676	35.6
8.	Marquette	19	663	34.9
9.	Villanova	15	507	33.8
10.	Seton Hall	19	642	33.8
11.	Butler	20	646	32.3

REBOUNDING DEFENSE

##	Team	G	Reb	Avg/G
1.	Connecticut	17	561	33.0
2.	Marquette	19	631	33.2
3.	Villanova	15	501	33.4
4.	Seton Hall	19	651	34.3
5.	Butler	20	692	34.6
6.	Georgetown	16	560	35.0
7.	Creighton	20	729	36.5
8.	Providence	19	700	36.8
9.	Xavier	13	485	37.3
10.	DePaul	15	562	37.5
11.	St. John's	19	739	38.9

BLOCKED SHOTS

##	Team	G	Blocks	Avg/G
1.	Connecticut	17	86	5.06
2.	St. John's	19	80	4.21
3.	Seton Hall	19	77	4.05
4.	Georgetown	16	62	3.88
5.	DePaul	15	57	3.80
6.	Marquette	19	65	3.42
7.	Creighton	20	68	3.40
8.	Xavier	13	41	3.15
9.	Providence	19	59	3.11
10.	Butler	20	34	1.70
11.	Villanova	15	18	1.20

ASSISTS

##	Team	G	Assists	Avg/G
1.	Xavier	13	210	16.15
2.	St. John's	19	305	16.05
3.	Villanova	15	239	15.93
4.	Creighton	20	305	15.25
5.	Providence	19	260	13.68
6.	Georgetown	16	210	13.13
7.	Seton Hall	19	242	12.74
8.	Connecticut	17	214	12.59
9.	Butler	20	249	12.45
10.	Marquette	19	229	12.05
11.	DePaul	15	165	11.00

STEALS

##	Team	G	Steals	Avg/G
1.	St. John's	19	151	7.95
2.	Creighton	20	140	7.00
	Xavier	13	91	7.00
4.	DePaul	15	100	6.67
5.	Seton Hall	19	120	6.32
6.	Georgetown	16	99	6.19
7.	Connecticut	17	105	6.18
8.	Villanova	15	89	5.93
9.	Butler	20	112	5.60
10.	Providence	19	99	5.21
11.	Marquette	19	91	4.79

REBOUNDING MARGIN

##	Team	G	TEAM Avg	OPP Avg	Margin
1.	Connecticut	17	627 36.9	561 33.0	+3.9
2.	Georgetown	16	614 38.4	560 35.0	+3.4
3.	Marquette	19	663 34.9	631 33.2	+1.7
4.	Villanova	15	507 33.8	501 33.4	+0.4
5.	Seton Hall	19	642 33.8	651 34.3	-0.5
6.	DePaul	15	554 36.9	562 37.5	-0.5
7.	Creighton	20	717 35.8	729 36.5	-0.6
8.	Xavier	13	477 36.7	485 37.3	-0.6
9.	Providence	19	688 36.2	700 36.8	-0.6
10.	Butler	20	646 32.3	692 34.6	-2.3
11.	St. John's	19	676 35.6	739 38.9	-3.3

TURNOVER MARGIN

##	Team	G	TEAM Avg	OPP Avg	Margin
1.	Villanova	15	139 9.3	195 13.0	+3.73
2.	St. John's	19	239 12.6	284 14.9	+2.37
3.	Connecticut	17	204 12.0	221 13.0	+1.00
4.	Creighton	20	226 11.3	244 12.2	+0.90
5.	Butler	20	232 11.6	248 12.4	+0.80
6.	Seton Hall	19	239 12.6	254 13.4	+0.79
7.	Xavier	13	142 10.9	150 11.5	+0.62
8.	DePaul	15	235 15.7	217 14.5	-1.20
9.	Providence	19	232 12.2	202 10.6	-1.58
10.	Georgetown	16	246 15.4	189 11.8	-3.56
11.	Marquette	19	263 13.8	193 10.2	-3.68

ASSIST/TURNOVER RATIO

##	Team	G	Asst Avg	Turn Avg	Ratio
1.	Villanova	15	239 15.9	139 9.3	1.72
2.	Xavier	13	210 16.2	142 10.9	1.48
3.	Creighton	20	305 15.3	226 11.3	1.35
4.	St. John's	19	305 16.1	239 12.6	1.28
5.	Providence	19	260 13.7	232 12.2	1.12
6.	Butler	20	249 12.5	232 11.6	1.07
7.	Connecticut	17	214 12.6	204 12.0	1.05
8.	Seton Hall	19	242 12.7	239 12.6	1.01
9.	Marquette	19	229 12.1	263 13.8	0.87
10.	Georgetown	16	210 13.1	246 15.4	0.85
11.	DePaul	15	165 11.0	235 15.7	0.70

2020-21 Game Highs

INDIVIDUAL PLAYER GAME HIGHS (ALL GAMES)**Points**

- 40 BOUKNIGHT, James (Connecticut) vs Creighton (12/20/20)
- 33 CHAMPAGNIE, Julian (St. John's) at Creighton (1/9/21)

Field goals made

- 13 BOUKNIGHT, James (Connecticut) vs Creighton (12/20/20)
- 13 CHAMPAGNIE, Julian (St. John's) at Creighton (1/9/21)
- 13 WATSON, Nate (Providence) vs St. John's (2/6/21)
- 13 FREEMANTLE, Zach (Xavier) vs Connecticut (2/13/21)

Field goal attempts

- 26 FREEMANTLE, Zach (Xavier) vs Connecticut (2/13/21)
- 24 BOUKNIGHT, James (Connecticut) vs Creighton (12/20/20)

Field goal percentage

- .917 (11-12) FREEMANTLE, Zach (Xavier) vs Eastern Kentucky (11/30/20)
- .909 (10-11) ROBINSON-EARL, J. (Villanova) vs Marquette (2/10/21)

3-Pt FG made

- 8 BALLOCK, Mitch (Creighton) vs Marquette (12/14/20)
- 7 JOHNSON, Nate (Xavier) vs Oklahoma (12/9/20)
- 7 DUKE, David (Providence) at Xavier (1/10/21)
- 7 BALLOCK, Mitch (Creighton) at Seton Hall (1/27/21)

3-Pt FG attempts

- 14 BALLOCK, Mitch (Creighton) vs Marquette (12/14/20)
- 13 BLAIR, Jahvon (Georgetown) at Villanova (2/7/21)

3-Pt percentage

- 1.000 (5-5) ROBINSON-EARL, J. (Villanova) vs Marquette (2/10/21)
- .857 (6-7) ZEGAROWSKI, Marcus (Creighton) at St. John's (12/17/20)
- .857 (6-7) SAMUELS, Jermaine (Villanova) vs Georgetown (2/7/21)

Free throws made

- 12 OBIAGU, Ike (Seton Hall) vs Wagner (12/8/20)
- 11 TANDY, KyKy (Xavier) vs Eastern Kentucky (11/30/20)

Free throw attempts

- 15 OBIAGU, Ike (Seton Hall) vs Wagner (12/08/20)
- 13 TANDY, KyKy (Xavier) vs Eastern Kentucky (11/30/20)
- 13 ROBINSON-EARL, J. (Villanova) vs Georgetown (3/11/21)

Free throw percentage

- 1.000 (10-10) MOORE, Charlie (DePaul) at Marquette (1/23/21)
 - 1.000 (9-9) CAREY, Donald (Georgetown) vs Colorado (3/20/21)
- (five players had 8-8)*

Rebounds

- 18 PICKETT, Jamorko (Georgetown) vs Coppin State (12/08/20)
- 17 ROBINSON-EARL, J. (Villanova) at St. John's (2/3/21)

Assists

- 12 SCRUGGS, Paul (Xavier) vs Connecticut (2/13/21)
- 11 ZEGAROWSKI, Marcus (Creighton) vs Nebraska Omaha (12/01/20)
- 11 GILLESPIE, Collin (Villanova) at Seton Hall (1/30/21)
- 11 GILLESPIE, Collin (Villanova) vs Marquette (2/10/21)
- 11 THOMPSON, Aaron (Butler) at Georgetown (2/13/21)

Steals

- 6 WILLIAMS Jr., Greg (St. John's) vs Stony Brook (12/6/20)
- 6 JEFFERSON, Damien (Creighton) at Providence (1/02/21)
- 6 MARTIN, Tyrese (Connecticut) vs St. John's (1/18/21)
- 6 ALEXANDER, Posh (St. John's) at Marquette (1/31/21)
- 6 COLE, RJ (Connecticut) at Georgetown (2/23/21)

Blocked shots

- 9 WAHAB, Qudus (Georgetown) vs St. John's (12/13/20)
- 9 OBIAGU, Ike (Seton Hall) vs Georgetown (12/23/20)

Turnovers

- 9 BLAIR, Jahvon (Georgetown) vs Butler (2/13/21)
- 9 ELVIS, Kobe (DePaul) at Seton Hall (2/17/21)

TEAM GAME HIGHS (ALL GAMES)**Points**

- 102 Connecticut vs Central Conn. State (11/25/20)
- 101 Xavier vs Oakland (11/25/20)

Margin

- 52 (101-49) Xavier vs Oakland (11/25/20)
- 42 (99-57) Marquette vs Ark.-Pine Bluff (11/25/20)

Field goals made

- 43 Xavier vs Oakland (11/25/20)
- 38 Connecticut vs Central Conn. State (11/25/20)
- 38 Creighton vs Nebraska (12/11/20)
- 38 Creighton at St. John's (12/17/20)

Field goal attempts

- 78 Providence vs DePaul (12/27/20)
- 76 St. John's at Georgetown (12/13/20)
- 76 DePaul at Providence (12/27/20)
- 76 St. John's vs Utah Valley (1/23/21)
- 76 Connecticut vs DePaul (03/11/21)

Field goal percentage

- .630 (34-54) Villanova vs Marquette (2/10/21)
- .630 (34-54) DePaul at St. John's (2/20/21)

3-Pt FG made

- 19 Xavier vs Oklahoma (12/09/20)
- 17 Creighton at Seton Hall (1/27/21)

3-Pt FG attempts

- 40 Xavier at St. John's (2/16/21)
- 39 Villanova at Georgetown (12/11/20)

3-Pt percentage

- .625 (10-16) Georgetown vs Seton Hall (2/20/21)
- .594 (19-32) Xavier vs Oklahoma (12/9/20)

Free throws made

- 31 Marquette vs Ark.-Pine Bluff (11/25/20)
- 31 Seton Hall vs Wagner (12/8/20)

Free throw attempts

- 43 Marquette vs Ark.-Pine Bluff (11/25/20)
- 37 Seton Hall vs Wagner (12/8/20)

Free throw percentage

- 1.000 (23-23) Georgetown vs Villanova (3/11/21)
- 1.000 (14-14) Seton Hall at Xavier (12/30/20)
- 1.000 (12-12) Marquette vs Green Bay (12/8/20)
- 1.000 (10-10) St. John's at Marquette (1/31/21)
- 1.000 (8-8) Marquette vs Seton Hall (12/17/20)
- 1.000 (4-4) Villanova vs Hartford (12/1/20)
- 1.000 (4-4) Georgetown vs Villanova (12/11/20)
- 1.000 (4-4) Butler at Connecticut (1/26/21)

Rebounds

- 58 Georgetown vs UMBC (11/25/20)
- 57 Xavier vs St. John's (1/6/21)

Assists

- 34 Xavier vs Oakland (11/25/20)
- 28 Creighton vs Nebraska Omaha (12/01/20)
- 28 Xavier vs Oklahoma (12/09/20)

Steals

- 20 St. John's vs Stony Brook (12/6/20)
- 19 Creighton at Georgetown (2/9/21)

Blocked shots

- 12 Seton Hall vs Wagner (128/20)
- 11 Seton Hall vs Georgetown (12/23/20)

Turnovers

- 26 Georgetown vs Coppin State (12/8/20)
- 25 Xavier vs Eastern Kentucky (11/30/20)

Fouls

- 28 St. John's at Xavier (1/6/21)
- 28 DePaul at Butler (2/6/21)

INDIVIDUAL PLAYER GAME HIGHS

(CONFERENCE GAMES ONLY)

Points

- 40 BOUKNIGHT, James (Connecticut) vs Creighton (12/20/20)
- 33 CHAMPAGNIE, Julian (St. John's) at Creighton (1/9/21)

Field goals made

- 13 BOUKNIGHT, James (Connecticut) vs Creighton (12/20/20)
- 13 CHAMPAGNIE, Julian (St. John's) at Creighton (1/9/21)
- 13 WATSON, Nate (Providence) vs St. John's (2/6/21)
- 13 FREEMANTLE, Zach (Xavier) vs Connecticut (2/13/21)

Field goal attempts

- 26 FREEMANTLE, Zach (Xavier) vs Connecticut (2/13/21)
- 24 BOUKNIGHT, James (Connecticut) vs Creighton (12/20/20)

Field goal percentage

- .909 (10-11) ROBINSON-EARL, J. (Villanova) vs Marquette (2/10/21)
- .833 (10-12) ZEGAROWSKI, Marcus (Creighton) vs Butler (3/6/21)

3-Pt FG made

- 8 BALLOCK, Mitch (Creighton) vs Marquette (12/14/20)
- 7 DUKE, David (Providence) at Xavier (1/10/21)
- 7 BALLOCK, Mitch (Creighton) at Seton Hall (1/27/21)

3-Pt FG attempts

- 14 BALLOCK, Mitch (Creighton) vs Marquette (12/14/20)
- 13 BLAIR, Jahvon (Georgetown) at Villanova (2/7/21)

3-Pt percentage

- 1.000 (5-5) ROBINSON-EARL, J. (Villanova) vs Marquette (2/10/21)
- .857 (6-7) ZEGAROWSKI, Marcus (Creighton) at St. John's (12/17/20)
- .857 (6-7) SAMUELS, Jermaine (Villanova) vs Georgetown (2/7/21)

Free throws made

- 10 MOORE, Charlie (DePaul) at Marquette (1/23/21)
- 10 BILE, Chudier (Georgetown) vs Providence (1/30/21)
- 10 MAMUKELASHVILI, S. (Seton Hall) at Connecticut (2/6/21)

Free throw attempts

- 12 MOLSON, Takal (Seton Hall) vs St. John's (12/11/20)
- 12 BOUKNIGHT, James (Connecticut) vs Creighton (12/20/20)
- 12 MAMUKELASHVILI, S. (Seton Hall) vs Providence (12/20/20)
- 12 JEFFERSON, Damien (Creighton) vs Providence (1/20/21)
- 12 BILE, Chudier (Georgetown) vs Providence (1/30/21)
- 12 NZE, Bryce (Butler) vs DePaul (2/6/21)
- 12 MAMUKELASHVILI, S. (Seton Hall) at Connecticut (2/6/21)
- 12 WAHAB, Qudus (Georgetown) vs Connecticut (2/23/21)

Free throw percentage

- 1.000 (10-10) MOORE, Charlie (DePaul) at Marquette (01/23/21)
- 1.000 (8-8) DUKE, David (Providence) at Seton Hall (12/20/20)
- 1.000 (8-8) GILLESPIE, Collin (Villanova) vs Seton Hall (01/19/21)

Rebounds

- 17 ROBINSON-EARL, J. (Villanova) at St. John's (2/3/21)
- 16 CARTER, Jason (Xavier) vs St. John's (1/6/21)
- 16 PAULICAP, Pauly (DePaul) vs St. John's (1/27/21)
- 16 ROBINSON-EARL, J. (Villanova) at Butler (2/28/21)

Assists

- 12 SCRUGGS, Paul (Xavier) vs Connecticut (2/13/21)
- 11 GILLESPIE, Collin (Villanova) at Seton Hall (1/30/21)
- 11 GILLESPIE, Collin (Villanova) vs Marquette (2/10/21)
- 11 THOMPSON, Aaron (Butler) at Georgetown (2/13/21)

Steals

- 6 JEFFERSON, Damien (Creighton) at Providence (1/2/21)
- 6 MARTIN, Tyrese (Connecticut) vs St. John's (1/18/21)
- 6 ALEXANDER, Posh (St. John's) at Marquette (1/31/21)
- 6 COLE, RJ (Connecticut) at Georgetown (2/23/21)

Blocked shots

- 9 WAHAB, Qudus (Georgetown) vs St. John's (12/13/20)
- 9 OBIAGU, Ike (Seton Hall) vs Georgetown (12/23/20)

Turnovers

- 9 BLAIR, Jahvon (Georgetown) vs Butler (2/13/21)
- 9 ELVIS, Kobe (DePaul) at Seton Hall (2/17/21)

2020-21 Team Highs & Opponent Game Lows

BIG EAST

TEAM GAME HIGHS

(CONFERENCE GAMES ONLY)

Points

- 98 Connecticut vs Georgetown (3/6/21)
- 97 Georgetown vs St. John's (12/13/20)
- 97 Creighton vs St. John's (1/9/21)

Margin

- 36 (89-53) Creighton vs Seton Hall (1/6/21)
- 32 (96-64) Villanova vs Marquette (2/10/21)

Field goals made

- 38 Creighton at St. John's (12/17/20)
- 37 DePaul at Providence (12/27/20)
- 37 Creighton vs St. John's (1/9/21)

Field goal attempts

- 78 Providence vs DePaul (12/27/20)
- 76 St. John's at Georgetown (12/13/20)
- 76 DePaul at Providence (12/27/20)

Field goal percentage

- .630 (34-54) Villanova vs Marquette (2/10/21)
- .630 (34-54) DePaul at St. John's (2/20/21)

3-Pt FG made

- 17 Creighton at Seton Hall (1/27/21)
- 16 Creighton vs St. John's (1/9/21)

3-Pt FG attempts

- 40 Xavier at St. John's (2/16/21)
- 39 Villanova at Georgetown (12/11/20)

3-Pt percentage

- .625 (10-16) Georgetown vs Seton Hall (02/20/21)
- .591 (13-22) Providence at Xavier (01/10/21)
- .591 (13-22) Villanova vs Marquette (02/10/21)

Free throws made

- 27 Seton Hall at Connecticut (2/6/21)
- 24 St. John's at Georgetown (12/13/20)
- 24 Butler vs DePaul (2/6/21)
- 24 Marquette at Butler (2/17/21)

Free throw attempts

- 36 Butler vs DePaul (2/6/21)
- 34 Xavier vs St. John's (1/6/21)

Free throw percentage

- 1.000 (14-14) Seton Hall at Xavier (12/30/20)
- 1.000 (10-10) St. John's at Marquette (1/31/21)
- 1.000 (8-8) Marquette vs Seton Hall (12/17/20)
- 1.000 (4-4) Georgetown vs Villanova (12/11/20)
- 1.000 (4-4) Butler at Connecticut (1/26/21)

Rebounds

- 57 Xavier vs St. John's (1/6/21)
- 48 Creighton at Connecticut (12/20/20)
- 48 Georgetown at Seton Hall (12/23/20)
- 48 DePaul vs St. John's (1/27/21)

Assists

- 25 Villanova vs Marquette (2/10/21)
- 24 Creighton vs St. John's (1/9/21)
- 24 St. John's vs Xavier (2/16/21)

Steals

- 19 Creighton at Georgetown (02/09/21)
- 16 Connecticut at DePaul (01/11/21)

Blocked shots

- 11 Seton Hall vs Georgetown (12/23/20)
- 10 Georgetown vs St. John's (12/13/20)

Turnovers

- 24 DePaul vs Connecticut (1/11/21)
- 24 Georgetown vs Creighton (2/9/21)
- 24 DePaul at St. John's (2/20/21)

Fouls

- 28 St. John's at Xavier (1/6/21)
- 28 DePaul at Butler (2/6/21)

OPPONENT GAME LOWS

(ALL GAMES)

Points

- 43 Seton Hall at Providence (02/03/21)
- 45 Seton Hall vs Wagner (12/08/20)

Field goals made

- 16 Xavier vs Oakland (11/25/20)
- 16 Marquette vs Eastern Illinois (11/27/20)
- 16 Connecticut vs Hartford (11/27/20)
- 16 Creighton at Georgetown (2/9/21)

Field goal attempts

- 39 Butler at Marquette (2/2/21)
- 41 DePaul at Butler (2/6/21)

Field goal percentage

- .232 (16-69) Xavier vs Oakland (11/25/20)
- .262 (16-61) Marquette vs Eastern Illinois (11/27/20)

3-Pt FG made

- 0 St. John's at Xavier (1/6/21)
- 2 Providence vs Fairfield (11/25/20)
- 2 Seton Hall at Louisville (11/27/20)
- 2 Butler at Xavier (2/21/21)
- 2 Georgetown vs Connecticut (2/23/21)
- 2 Butler vs Villanova (2/28/21)

3-Pt FG attempts

- 8 St. John's vs DePaul (2/20/21)
- 9 St. John's vs Utah Valley (1/23/21)
- 9 Providence at DePaul (2/13/21)

3-Pt percentage

- .000 (0-12) St. John's at Xavier (1/6/21)
- .074 (2-27) Butler vs Villanova (2/28/21)

Free throws made

- 2 Xavier vs Bradley (11/26/20)
- 2 Xavier vs Providence (01/10/21)
- 2 Butler vs Seton Hall (02/24/21)
- 2 Creighton vs DePaul (02-24-21)
- 2 Villanova vs Creighton (03/03/21)
- 2 Georgetown vs Marquette (03/10/21)

Free throw attempts

- 3 Creighton vs DePaul (2/24/21)
- 4 Villanova at Georgetown (12/11/20)
- 4 Connecticut vs Butler (1/26/21)
- 4 Seton Hall vs DePaul (2/17/21)
- 4 Georgetown vs Marquette (3/10/21)

2020-21 Opponent Game Lows

Free throw percentage

.286 (2-7) Villanova vs Creighton (3/3/21)
.286 (2-7) Butler vs Seton Hall (2/24/21)

Rebounds

20 Providence at TCU (12/09/20)
20 Georgetown vs Butler (2/13/21)

Assists

3 Seton Hall vs Marquette (2/14/21)
4 Connecticut vs Hartford (11/27/20)
4 Connecticut vs Southern California (12/3/20)

Steals

0 Providence vs Davidson (12/01/20)
0 Villanova at Georgetown (12/11/20)
0 Villanova vs Butler (12/16/20)
0 Villanova vs Winthrop (3/19/21)

Blocked shots

0 Several

Turnovers

4 Marquette vs Villanova (12/23/20)
5 Connecticut vs Southern California (12/3/20)
5 Georgetown vs West Virginia (12/6/20)
5 Marquette vs Green Bay (12/8/20)

Fouls

7 Xavier vs Oakland (11/25/20)
9 Providence at Xavier (1/10/21)
9 Seton Hall at Butler (2/24/21)

OPPONENT GAME LOWS

(CONFERENCE GAMES ONLY)

Points

43 Seton Hall at Providence (2/3/21)
47 Providence at DePaul (2/13/21)

Field goals made

16 Creighton at Georgetown (2/9/21)
17 Creighton vs Seton Hall (1/6/21)
17 Seton Hall at Providence (2/3/21)
17 Providence vs Villanova (03/06/21)

Field goal attempts

39 Butler at Marquette (2/2/21)
41 DePaul at Butler (2/6/21)

Field goal percentage

.276 (16-58) Creighton at Georgetown (2/9/21)
.295 (18-61) Xavier vs Butler (2/21/21)

3-Pt FG made

0 St. John's at Xavier (1/6/21)
2 Butler at Xavier (2/21/21)
2 Georgetown vs Connecticut (2/23/21)
2 Butler vs Villanova (2/28/21)

3-Pt FG attempts

8 St. John's vs DePaul (2/20/21)
9 Providence at DePaul (2/13/21)

3-Pt percentage

.000 (0-12) St. John's at Xavier (1/6/21)
.074 (2-27) Butler vs Villanova (2/28/21)

Free throws made

2 Xavier vs Providence (1/10/21)
2 Butler vs Seton Hall (2/24/21)
2 Creighton vs DePaul (2/24/21)
2 Villanova vs Creighton (3/3/21)

Free throw attempts

3 Creighton vs DePaul (2/24/21)
4 Villanova at Georgetown (12/11/20)
4 Connecticut vs Butler (1/26/21)
4 Seton Hall vs DePaul (2/17/21)

Free throw percentage

.286 (2-7) Villanova vs Creighton (3/3/21)
.286 (2-7) Butler vs Seton Hall (2/24/21)

Rebounds

20 Georgetown vs Butler (2/13/21)
23 Seton Hall at Connecticut (2/6/21)

Assists

3 Seton Hall vs Marquette (2/14/21)
6 Creighton vs Seton Hall (1/6/21)
6 Seton Hall vs DePaul (2/17/21)
6 Butler vs Villanova (2/28/21)

Steals

0 Villanova at Georgetown (12/11/20)
0 Villanova vs Butler (12/16/20)

Blocked shots

0 Several

Turnovers

4 Marquette vs Villanova (12/23/20)
6 Butler at Villanova (12/16/20)
6 Georgetown at Butler (1/6/21)
6 Georgetown vs Providence (1/30/21)
6 Xavier at Butler (1/30/21)

Fouls

9 Providence at Xavier (1/10/21)
9 Seton Hall at Butler (2/24/21)

BIG EAST in the Polls



ASSOCIATED PRESS POLL

FINAL	#	School	Record	Pts
	1	Gonzaga (60)	26-0	1500
	2	Illinois	23-6	1415
	3	Baylor	22-2	1397
	4	Michigan	20-4	1280
	5	Alabama	24-6	1242
	6	Houston	24-3	1145
	7	Ohio State	21-9	1138
	8	Iowa	21-8	1132
	9	Texas	19-7	993
	10	Arkansas	22-6	895
	11	Oklahoma State	20-8	891
	12	Kansas	20-8	803
	13	West Virginia	18-9	745
	14	Florida State	16-6	651
	15	Virginia	18-6	584
	16	San Diego State	23-4	521
	17	Loyola Chicago	24-4	513
	18	Villanova	16-6	490
	19	Creighton	20-8	411
	20	Purdue	18-9	382
	21	Texas Tech	17-10	271
	22	Colorado	22-8	243
	23	BYU	20-6	125
	24	USC	22-7	125
	25	Virginia Tech	15-6	11

Others receiving votes: Georgia Tech 103, Tennessee 72, St. Bonaventure 71, **UConn** 62, LSU 54, Oregon 40, Oklahoma 40, Wisconsin 26, Winthrop 10, Clemson 5, UC Santa Barbara 2, Cleveland State 2, Missouri 2, **Georgetown** 1

USA TODAY POLL

FINAL	#	School	Record	Pts
	1	Baylor (32)	28-2	800
	2	Gonzaga	31-1	768
	3	Houston	28-4	714
	4	Michigan	23-5	655
	5	Alabama	26-7	623
	6	Arkansas	25-7	599
	7	UCLA	22-10	590
	8	Illinois	24-7	527
	9	USC	25-8	467
	10	Florida State	18-7	451
	11	Villanova	18-7	409
	12	Loyola Chicago	26-5	407
	13	Iowa	22-9	404
	14	Creighton	22-9	340
	15	Ohio State	21-10	303
	16	Kansas	21-9	295
	17	Oregon	21-7	280
	18	West Virginia	19-10	277
	19	Oklahoma State	21-9	250
	20	Oregon State	20-13	229
	21	Texas	19-8	151
	22	Texas Tech	18-11	148
	23	Colorado	23-9	136
	24	Virginia	18-7	131
	25	Syracuse	18-10	112

Others receiving votes: San Diego State 63, Oral Roberts 57, Purdue 54, Oklahoma 48, Wisconsin 27, Virginia Tech 16, BYU 12, Drake 9, Winthrop 8, Florida 8, Maryland 7, **UConn** 6, Clemson 5, Rutgers 5, LSU 5, Memphis 2, Tennessee 1, Georgia Tech 1

2020-21 BIG EAST PRESEASON POLL

#	School	Points
1.	Villanova (9)	99
2.	Creighton (2)	91
3.	Providence	79
4.	Connecticut	69
5.	Seton Hall	67
6.	Marquette	50
7.	Xavier	47
8.	Butler	37
9.	St. John's	33
10.	DePaul	20
11.	Georgetown	13

(First-place votes in parentheses)

BIG EAST VS. THE CONFERENCES

Conference	Record
America East	4-0
American	1-0
ACC	3-4
Atlantic Sun	1-0
Atlantic 10	2-1
Big Sky	0-0
Big South	1-0
Big Ten	3-2
Big 12	3-4
Big West	1-0
CAA	0-0
Conference USA	1-0
Horizon	2-0
Ivy	0-0
MAAC	5-0
MAC	3-0
MEAC	1-0
Missouri Valley	2-1
Mountain West	0-0
NEC	2-0
Ohio Valley	3-0
Pac-12	2-3
Patriot	0-1
SEC0-1	
SoCon	0-0
Southland	0-0
SWAC	1-0
Summit	3-0
Sun Belt	0-0
West Coast	0-2
WAC	1-0
Independents	0-0
Non-Division I	0-0

WEEK-BY-WEEK IN THE NATIONAL POLLS AP/USA TODAY

Week	BU	UConn	CU	DPU	GU	MU	PC	SJU	SHU	VU	XU
Preseason	-/-	--/rv	11/11	-/-	-/-	-/-	rv/rv	-/-	rv/rv	3/3	-/-
Nov. 30	-/-	tv/-	9/-	-/-	-/-	-/-	rv/-	-/-	-/-	12/--	-/-
Dec. 7	-/-	tv/rv	8/7	-/-	-/-	rv/rv	-/-	-/-	rv/rv	9/6	rv/rv
Dec. 14	-/-	rv/rv	9/9	-/-	-/-	-/rv	-/-	-/-	-/-	7/6	--/--
Dec. 21	-/-	--/rv	13/13	-/-	-/-	-/-	-/-	-/-	-/-	5/3	23/22
Dec. 28	-/-	-/rv	11/10	-/-	-/-	-/-	-/-	-/-	-/-	4/3	rv/T20
Jan. 4	-/-	rv/rv	7/5	-/-	-/-	-/-	-/-	-/-	rv/rv	3/3	rv/rv
Jan. 11	-/-	25/rv	8/6	-/-	-/-	-/-	-/-	-/-	--/rv	3/3	rv/rv
Jan. 18	-/-	23/rv	11/11	-/-	-/-	-/-	-/-	-/-	-/-	3/3	rv/rv
Jan. 25	-/-	rv/rv	17/14	-/-	-/-	-/-	-/-	-/-	-/-	3/3	rv/rv
Feb. 1	-/-	rv/-	15/12	-/-	-/-	-/-	-/-	-/-	-/-	3/3	rv/rv
Feb. 8	-/-	-/-	19/18	-/-	-/-	-/-	-/-	rv/-	-/rv	5/4	rv/rv
Feb. 15	-/-	-/-	14/12	-/-	-/-	-/-	-/-	-/rv	-/rv	10/7	rv/rv
Feb. 22	-/-	--/rv	13/11	-/-	-/-	-/-	-/-	-/-	-/rv	8/6	rv/--
March 1	-/-	rv/rv	14/12	-/-	-/-	-/-	-/-	-/-	-/-	10/9	--/rv
March 8	-/-	rv/rv	17/17	-/-	-/-	-/-	-/-	-/-	-/-	14/11	-/-
Final/Mar. 15	-/-	rv/rv	19/19	-/-	rv/rv	-/-	-/-	-/-	-/-	18/17	-/-
Final/Final	-/-	rv/rv	19/14	-/-	rv/-	-/-	-/-	-/-	-/-	18/11	-/-



.....

THE RECORD BOOK



Single-Game, Single-Season Records

POINTS

Individual

Game: 53, Markus Howard (MU) at Creighton, 1-9-19
52, Markus Howard (MU) at Providence, 1-3-18
52, Marshon Brooks (PC) vs. Notre Dame, 2-23-11
Freshman Game: 41, Marco Lokar (SHU) vs. Pittsburgh, 2-20-90
Season: 517, Markus Howard (MU) 2019-20
498, Doug McDermott (CU), 2013-14
Freshman Season: 357, Allen Iverson (GU), 1994-95

Team

1st Half: 62, Providence at St. John's, 2-29-04
2nd Half: 67, Pittsburgh vs. Providence, 2-10-90
Game: 117, Pittsburgh vs. Providence, 2-10-90
Season: 1,584, Villanova, 2017-18
1,489, Connecticut, 1994-95
Fewest 1st Half: 11, Providence at Connecticut, 2-5-02
Fewest 2nd Half: 13, Pittsburgh vs. Georgetown, 2-18-87
Fewest Game: 36, Boston College vs. Georgetown, 1-27-88
Fewest Combined: 85 (45-40), Boston College vs. Providence, 2-26-00
Most Combined: 227 (116-111-40T), Gtown vs. Notre Dame, 2-9-02

SCORING AVERAGE

Individual

Season: 28.7, Markus Howard (MU), 2019-20
27.8, Troy Bell (BC), 2002-03
Freshman Season: 21.4, Carmelo Anthony (SU), 2002-03

Team

Season: 88.0, Villanova, 2017-18
83.6, Providence, 1989-90
Lowest Season: 54.6, USF, 2012-13

SCORING MARGIN

Team

Game: +48 (107-59), Syracuse def. DePaul, 3-5-11
Season: +13.9, Georgetown, 1984-85

DEFENSIVE AVERAGE

Team

Season: 56.9, USF, 2011-12
57.8, Georgetown, 2006-07

REBOUNDS

Individual

Game: 26, Michael Smith (PC) vs. Syracuse, 1-25-94
Freshman Game: 20, Danya Abrams (BC) vs. Providence, 1-22-94
Season: 253, Angel Delgado, (SHU), 2016-17
Freshman Season: 192, Angel Delgado (SHU), 2014-15

Team

Game: 64, St. John's at Seton Hall, 2-26-97
62, Georgetown vs. Seton Hall, 1-8-00
60, Connecticut at Seton Hall, 2-11-06
60, Syracuse at Georgetown, 3-1-03
Season: 810, Georgetown, 1996-97

REBOUND AVERAGE

Individual

Season: 14.1, Angel Delgado (SHU), 2016-17
14.0, Jerome Lane (Pitt), 1986-87
Freshman Season: 12.8, Luke Harangody (ND), 2008-09
10.7, Angel Delgado (SHU), 2014-15

Team

Season: 45.0, Georgetown, 1996-97

REBOUND MARGIN

Team

Game: +31 (55-24), Providence vs. Connecticut, 1-31-13
+31 (64-33), St. John's at Seton Hall, 2-26-97
+30 (51-21), Boston College at Seton Hall, 1-4-97
+29 (51-22), Xavier at Seton Hall, 2-1-20
+29 (51-22), Connecticut vs. Seton Hall 1-13-98
+29 (58-29), St. John's vs. Villanova, 1-25-98
+28 (60-32), Connecticut at Seton Hall, 2-11-06
+28 (39-11), Georgetown at Seton Hall, 1-19-07
+26 (47-21), Creighton vs. St. John's, 2-28-16
+26 (53-27), Villanova at Providence, 1-20-00
Season: +10.4 (39.6-29.2), Pittsburgh, 2008-09

ASSISTS

Individual

Game: 22, Sherman Douglas (SU) vs. Providence, 1-28-89
Freshman Game: 18, Dwayne Washington (SU) vs. St. John's, 2-27-84
Season: 150, Mark Jackson (SJU), 1985-86
Freshman Season: 135, Omar Cook (SJU), 2000-01

Team

Game: 37, Syracuse vs. Providence, 1-22-86
Season: 340, Syracuse, 1995-96

ASSIST AVERAGE

Individual

Season: 9.4, Mark Jackson (SJU), 1985-86
Freshman Season: 8.4, Omar Cook (SJU), 2000-01

Team

Season: 20.3, Syracuse, 1985-86

STEALS

Individual

Game: 11, John Linehan (PC) vs. Rutgers, 1-22-02
Freshman Game: 9, John Linehan (PC) vs. Pittsburgh, 1-10-98
9, Kevin Braswell (GU) at Notre Dame, 2-10-99
Season: 77, John Linehan (PC), 2001-02
Freshman Season: 64, Allen Iverson (GU), 1994-95

Team

Game: 24, Georgetown at Notre Dame, 2-10-99
21, Villanova vs. Miami, 1-25-95
21, Georgetown vs. Seton Hall, 2-26-83
Season: 201, Georgetown, 1995-96

STEAL AVERAGE

Individual

Season: 3.7, Allen Iverson (GU), 1995-96
3.7, Nadav Henefeld (UConn), 1989-90
Freshman Season: 3.7, Nadav Henefeld (UConn), 1989-90

Team

Season: 12.4, Connecticut, 1989-90

BLOCKED SHOTS

Individual

Game: 12, Dikembe Mutombo (GU) vs. St. John's, 1-23-89
Freshman Game: 12, Dikembe Mutombo (GU) vs. St. John's, 1-23-89
Season: 93, Alonzo Mourning (GU), 1991-92
Freshman Season: 71, Alonzo Mourning (GU), 1988-89

Team

Game: 19, Connecticut vs. Notre Dame, 2-21-06
18, Cincinnati at Marquette, 1-7-06
Season: 165, Connecticut, 2007-08
159, Connecticut, 2005-06

Single-Game, Single-Season Records

TURNOVERS

Individual

Game: 12, Vonteego Cummings, Pitt vs. PC, 1-10-98
Season: 91, Vonteego Cummings (Pitt), 1997-98

Team

Game: 35, Pittsburgh vs. Georgetown, 1-3-95
Fewest, Game: 1, Louisville vs. Georgetown, 2-7-07
Season: 362, Pittsburgh, 1994-95

FIELD GOALS MADE

Individual

Game: 20 (of 28), Marshon Brooks (PC) vs. Notre Dame, 2-23-11
18 (of 25), Steve Rich (UM) vs. St. John's, 2-20-96
17 (of 29), Markus Howard (MU) at Providence 1-3-18
17 (of 25), Doug McDermott (CU) vs. Providence, 3-8-14

Freshman Game: 14 (of 20), Ryan Gomes (PC) vs. Miami, 1-19-02
Season: 180, Doug McDermott (CU), 2013-14
Freshman Season: 124 (of 320), Allen Iverson (GU), 1994-95

Team

Game: 47 (of 82), Georgetown vs. Seton Hall, 2-6-82
Season: 542 (of 1,149), Connecticut, 1994-95

FIELD GOALS ATTEMPTED

Individual

Game: 33 (14 made), Markus Howard (MU) vs. Providence, 1-7-20
33 (14 made), Jeremy Hazell (SHU) vs. West Virginia, 2-11-10

Freshman Game: 29 (12 made), Carmelo Anthony (SU) vs. Georgetown, 3-1-03
Season: 396 (142 made), Victor Page (GU), 1996-97
Freshman Season: 320 (124 made), Allen Iverson (GU), 1994-95

Team

Game: 96 (40 made), Georgetown vs. Notre Dame, 2-9-02
Season: 1,209 (534 made) West Virginia, 1997-98
1,209 (537 made) St. John's, 2020-21

FIELD GOAL PERCENTAGE

Individual: (minimum 10 attempts)

Game: 1.000 (11-11), Hakim Warrick (SU) vs. Miami, 2-14-04
1.000 (11-11), Rob Hodgson (RU) vs. West Virginia, 1-31-99
1.000 (11-11), Brian Shorter (Pitt) vs. Providence, 2-10-90
1.000 (10-10), Sherman Douglas (SU) vs. Villanova, 2-16-87
1.000 (10-10), Patrick Ewing (GU) vs. Boston College, 2-25-84
1.000 (10-10), Wesley Matthews (MU) at Rutgers, 1-7-09

Freshman Game (minimum 8 attempts):

1.000 (8-8), Tyrique Jones (XU) at Creighton, 2-4-17
1.000 (8-8), Derrick Coleman (SU) vs. Boston College, 1-13-87
1.000 (8-8), Dwayne McClain (VU) vs. St. John's, 1-11-82

Season: .683 (86-126), David Padgett (UofL), 2007-08
.676 (92-136), Arinze Onuaku (SU), 2009-10
.676 (140-207), Michael Bradley (VU), 2000-01
.661 (37-56), Roosevelt Bouie (SU), 1979-80

Freshman Season:

.613 (73-119), Samardo Samuels (UofL), 2008-09

Team

Game: .714 (45-63), Syracuse vs. DePaul, 3-5-11
.714 (25-35), Boston College vs. Georgetown, 2-17-82
Season: .547 (181-331), Connecticut, 1979-80
.540 (504-934), Syracuse, 1983-84

THREE-POINT FIELD GOALS MADE

Individual

Game: 11 (of 12), Mitch Ballock (CU) vs. DePaul, 3-9-19
11 (of 19), Markus Howard (MU) at Providence, 1-3-18
10 (of 14), Markus Howard (MU), at Creighton, 1-8-19
10 (of 17), Donta Wade (PC), at Notre Dame, 2-23-00
9 (of 12), Markus Howard (MU), vs. Xavier, 2-18-17
9 (of 12), Shaheen Holloway (SHU), vs. Boston College, 1-4-97

Freshman Game:

70 (of 148), Steve Novak (MU), 2005-06

Freshman Season:

59 (of 143), Steve Edwards (UM), 1992-93

Team

Game: 21 (of 35), Creighton vs. Villanova, 1-20-14
20 (of 32), Notre Dame vs. Villanova, 2-28-11
20 (of 38), West Virginia vs. Marquette, 1-14-06
19 (of 39), Villanova vs. Creighton, 2-1-18
Season: 206 (of 537), Villanova, 2014-18

THREE-POINT FIELD GOALS ATTEMPTED

Individual

Game: 20, Elijah Ingram (SJU), at Syracuse, 2-18-03
Freshman Game: 20, Elijah Ingram (SJU), at Syracuse, 2-18-03
Season: 199, Markus Howard (MU), 2019-20
167, Jeremy Hazell (SHU), 2009-10

Freshman Season:

143, Shaheen Holloway (SHU), 1996-97
143, Steve Edwards (UM), 1992-93

Team

Game: 42, Villanova vs. Seton Hall, 1-27-19
41, St. John's at Syracuse, 2-18-03
41, West Virginia at Providence, 2-20-07
Season: 557, Villanova, 2018-19

THREE-POINT FIELD GOAL PERCENTAGE

Individual

Game (minimum 5 attempts):

1.000 (7-7), Marcus Zegarowski (CU) vs. Butler, 2-23-20
1.000 (7-7), Kellen Dunham (BU) vs. Seton Hall, 3-8-14
1.000 (7-7), Jerel McNeal (MU) vs. Cincinnati, 1-4-09
1.000 (7-7), Da'Sean Butler (WVU) at St. John's, 2-6-10
1.000 (6-6), Omar Cook (SJU) vs. Virginia Tech, 1-3-01
1.000 (6-6), Rob Hodgson (RU) vs. West Virginia, 1-31-99
1.000 (6-6), Sean Miller (Pitt) vs. Seton Hall, 2-12-91
1.000 (6-6), David Cubillan (MU) vs. Georgetown, 1-6-10
1.000 (6-6), Maurice Acker (MU) vs. Providence, 1-17-10

Freshman Game (minimum 4 attempts):

1.000 (6-6), Omar Cook (SJU) vs. Virginia Tech, 1-3-01
1.000 (5-5), Dominique Jones (USF) vs. Rutgers, 1-2-08
1.000 (5-5), Quincy Douby (RU) vs. St. John's, 1-24-04

Season:

.573 (55-96), Markus Howard (MU), 2016-17

Freshman Season:

.430 (43-100), Scottie Reynolds (VU), 2006-07

Team

Game (minimum 6 attempts):

.857 (6-7), Connecticut at Villanova, 2-2-00
Providence vs. Seton Hall, 1-15-90
Georgetown vs. Pittsburgh, 1-10-87
.833 (5-6), Connecticut at Rutgers, 2-28-00
Pittsburgh vs. Providence, 2-10-90
Syracuse vs. Boston College, 1-18-88
Seton Hall vs. Pittsburgh, 1-14-87

Season:

.470 (87-185), Boston College, 1987-88

Single-Game, Single-Season Records

FREE THROWS MADE

Individual

Game: 21 (of 25), Marcus Hatten (SJU) vs. Connecticut, 2-9-02
 20 (of 20), Donyell Marshall (UConn) vs. St. John's, 1-15-94
 19 (of 22), Deonta Vaughn (UC) vs. Notre Dame,
 18 (of 22), Allen Griffin (SU) at St. John's, 3-4-01
 18 (of 26), Alonzo Mourning (GU) vs. Boston College, 2-2-92
 18 (of 20), Eric Murdock (PC) vs. Villanova, 3-2-91
 18 (of 21), Charles Smith (Pitt) vs. Boston College, 1-21-85
 18 (of 22), Khadeen Carrington (SHU) vs. Creighton, 2-15-77
 Freshman Game: 18 (of 21), Charles Smith (Pitt) vs. Boston College, 1-21-85
 Season: 156, Alonzo Mourning (GU), 1991-92
 Freshman Season: 96 (of 109), Troy Bell (BC), 1999-00

Team

Game: 43 (of 49), Villanova vs. Providence, 1-6-90
 Season: 416 (of 560), Seton Hall, 1991-92

FREE THROWS ATTEMPTED

Individual

Game: 26 (18 made), Alonzo Mourning (GU) vs. Boston College,
 2-2-92
 Freshman Game: 22 (13 made), Felipe Lopez (SJU) vs. Georgetown, 3-5-95
 Season: 204, Alonzo Mourning (GU), 1991-92
 Freshman Season: 117 (82 made), Carmelo Anthony (SU), 2002-03

Team

Game: 59 (40 made), Providence vs. West Virginia, 1-5-99
 Season: 560 (416 made), Seton Hall, 1991-92

FREE THROW PERCENTAGE

Individual

Game (minimum 15 attempts):
 1.000 (20-20), Donyell Marshall (UConn) at St. John's,
 1-15-94
 1.000 (17-17), Troy Bell (BC) vs. Miami, 1-13-01
 1.000 (17-17), Eric Murdock (PC) vs. Seton Hall, 1-2-91
 1.000 (16-16), John Bagley (BC) vs. Villanova, 1-26-81
 Freshman Game (minimum 10 attempts):
 1.000 (12-12), Tim Thomas (VU) at St. John's, 12-7-96
 1.000 (12-12), Ben Bentil (PC) at Seton Hall, 3-4-15
 1.000 (11-11), Troy Bell (BC) at West Virginia, 2-19-00
 1.000 (11-11), Eugene Harvey (SHU) vs. Pittsburgh 2-19-07
 1.000 (10-10), Chris Thomas (ND) vs. Miami, 2-23-02
 1.000 (10-10), John Linehan, (PC) vs. Pittsburgh, 1-10-98
 1.000 (10-10), Steve Edwards (UM) vs. Villanova, 3-6-93
 1.000 (10-10), Malik Sealy (SJU) vs. Villanova, 1-7-89

Season: .964 (53-55), Gerry McNamara (SU), 2002-03
 Freshman Season: .964 (53-55), Gerry McNamara (SU), 2002-03

Team

Game: 1.000 (28-28), Providence vs. Villanova, 3-2-87
 1.000 (20-20), Butler at Providence, 3-7-15
 1.000 (19-19), Notre Dame vs. Villanova, 1-8-05
 1.000 (18-18), Cincinnati vs. Louisville, 2-6-06
 1.000 (16-16), Pittsburgh vs. Syracuse, 2-1-98
 Season: .818 (275-336), Miami, 2001-02

PERSONAL FOULS

Team

Game: 41, West Virginia at Providence, 1-5-99
 38, Villanova at Georgetown, 2-6-10
 38, Villanova vs. Pittsburgh, 1-2-91
 38, Seton Hall vs. Boston College, 2-3-90
 38, Pittsburgh vs. Villanova, 2-7-86
 Season: 475 (19 disq.), Pittsburgh, 1995-96

LOPSIDED BIG EAST GAMES

(Home team capitalized)

Margin

+48	(107-59)	SYRACUSE def. DePaul, 3-5-11
+45	(99-54)	LOUISVILLE def. DePaul, 2-15-09
	(96-51)	CONNECTICUT def. Cincinnati, 3-9-08
+42	(99-57)	CONNECTICUT def. Seton Hall, 2-11-06
	(85-44)	GEORGETOWN def. Providence, 1-16-85
+41	(100-59)	CREIGHTON def. St. John's, 2-28-16
+40	(96-56)	PROVIDENCE def. Virginia Tech, 2-20-01
		GEORGETOWN def. Seton Hall, 2-6-82
+39	(108-69)	DEPAUL def. Syracuse, 3-2-06
+39	(90-51)	SYRACUSE def. Boston College, 1-21-99
+38	(93-55)	PROVIDENCE def. DePaul, 3-7-20
	(93-55)	PITTSBURGH def. DePaul, 1-26-13
	(84-46)	VILLANOVA def. West Virginia, 1-5-05
	(89-51)	SYRACUSE def. West Virginia, 2-26-03
	(106-68)	GEORGETOWN def. Villanova, 3-2-96
+37	(105-68)	VILLANOVA def. St. John's 3-7-15
	(87-50)	LOUISVILLE def. Rutgers, 2-2-08
	(91-54)	Connecticut def. BOSTON COLLEGE, 3-8-03
	(77-40)	Georgetown def. MIAMI, 1-29-94
	(86-49)	CONNECTICUT def. Boston College, 2-11-89
+36	(89-53)	CREIGHTON def. Seton Hall 1-6-21
	(96-60)	Connecticut def. VIRGINIA TECH, 2-28-04
	(82-46)	PITTSBURGH def. West Virginia, 2-12-03
	(105-69)	SYRACUSE def. Boston College, 2-20-90
	(82-46)	BOSTON COLLEGE def. Villanova, 2-15-92
+35	(93-58)	Creighton def. DEPAUL, 2-11-17
	(95-60)	CONNECTICUT def. Virginia Tech, 1-10-02
	(80-45)	Connecticut def. WEST VIRGINIA, 1-9-99
+34	(86-52)	WEST VIRGINIA def. Rutgers, 1-6-10
	(84-50)	MARQUETTE def. Cincinnati, 1-4-09
	(104-70)	ST. JOHN'S def. Providence, 2-15-99
	(90-56)	PITTSBURGH def. Providence, 1-25-88
+33	(89-56)	BUTLER def. St. John's, 2-6-16
	(79-46)	BUTLER def. DePaul, 3-6-14
	(90-57)	NOTRE DAME vs. Louisville, 2-12-09
	(94-61)	CONNECTICUT def. Providence, 1-31-09
	(94-61)	VILLANOVA def. Rutgers, 1-29-05
	(93-60)	SYRACUSE def. Seton Hall, 1-28-97
	(88-55)	VILLANOVA def. Pittsburgh, 2-3-96
	(90-57)	ST. JOHN'S def. Connecticut, 2-1-92
	(90-57)	SYRACUSE def. Villanova, 2-1-89
	(97-64)	ST. JOHN'S def. Connecticut, 2-2-85
	(97-64)	ST. JOHN'S def. Seton Hall, 1-12-80
+32	(101-69)	DEPAUL def. Georgetown, 3-6-19
	(88-56)	VILLANOVA def. Georgetown, 1-17-18
	(74-42)	Georgetown def. ST. JOHN'S, 1-30-08
	(86-54)	PITTSBURGH def. Seton Hall, 3-5-03
	(81-49)	Rutgers def. Seton Hall, 1-7-98
	(94-62)	SYRACUSE def. Seton Hall, 2-14-85
+31	(93-62)	VILLANOVA def. DePaul, 2-21-18
	(87-56)	SETON HALL def. DePaul, 1-7-17
	(95-64)	VILLANOVA def. Xavier, 12-31-15
	(90-59)	PROVIDENCE vs. Louisville, 1-10-02
	(80-49)	CONNECTICUT vs. Rutgers, 1-3-09
	(89-58)	PROVIDENCE def. Virginia Tech, 2-1-03
	(96-65)	BOSTON COLLEGE def. West Virginia, 3-3-01
	(97-66)	SETON HALL def. West Virginia, 2-5-00
	(101-70)	CONNECTICUT def. Notre Dame, 1-12-99
	(83-52)	GEORGETOWN def. Rutgers, 12-4-96
	(93-62)	ST. JOHN'S def. Connecticut, 1-2-90
	(93-62)	GEORGETOWN def. Pittsburgh, 3-1-86
	(110-79)	GEORGETOWN def. Providence, 1-4-86
	(87-56)	St. John's def. PITTSBURGH, 1-14-85
	(78-47)	CONNECTICUT def. Seton Hall, 1-29-83

BEST PERFORMANCES

(BIG EAST Regular-Season Conference Play)

Points

53	Markus Howard (MU) at Creighton	1-9-19
52	Markus Howard (MU) at Providence	1-3-18
	Marshon Brooks (PC) vs. Notre Dame	2-23-11
48	Eric Murdock (PC) vs. Pittsburgh	1-23-91
46	Dominique Jones (USF) at Providence	1-23-10
45	Doug McDermott (CU) vs. Providence	3-8-14
44	Shamorie Ponds (STJ) vs. Marquette	2-10-18
	Marcus Hatten (SJU) vs. Rutgers	3-6-03
	Kerry Kittles (VU) vs. Boston College	2-28-95
43	Max Strus (DPU) vs. St. John's	3-3-19
	Marshon Brooks (PC) vs. Georgetown	2-5-11
	Da'Sean Butler (WVU) vs. Villanova	2-13-09
	Darius Rice (UM) vs. Connecticut	1-20-03
	Steve Rich (UM) vs. St. John's	2-20-96
	Dana Barros (BC) vs. Pittsburgh	1-7-89
42	Marcus Howard (MU) at Georgetown	1-18-20
	Ben Bentil (PC) at Marquette	2-10-16
	Donyell Marshall (UConn) vs. St. John's	1-15-94
41	Khadeen Carrington (SHU) vs. Creighton	2-15-17
	Jeremy Hazell (SHU) vs. West Virginia	12-26-09
	Steve Novak (MU) vs. Connecticut	1-3-06
	Quincy Douby (RU) vs. Syracuse	2-1-06
	Terry Dehere (SHU) vs. St. John's	2-17-93
	Marco Lokar (SHU) vs. Pittsburgh	2-20-90
40	James Bouknight (UConn) vs. Creighton	12-20-20
	Scottie Reynolds (VU) at Seton Hall	1-6-09
	Luke Harangody (ND) at Louisville	2-28-08
	Scottie Reynolds (VU) at Connecticut	2-28-07
	Jason Maile (Pitt) vs. Villanova	2-12-97
	Allen Iverson (GU) vs. Seton Hall	1-6-96
	Eric Murdock (PC) vs. Seton Hall	1-2-91
	Greg Harvey (SJU) vs. Seton Hall	2-14-90
39	Marcus Howard (MU) vs. Providence	1-7-20
	Mitch Ballock (CU) vs. DePaul	3-9-19
	Doug McDermott (CU) vs. St. John's	1-28-14
	Doug McDermott (CU) vs. Villanova	2-16-14
	Maalik Wayns (VU) vs. Cincinnati	1-14-12
	Troy Bell (BC) vs. Providence	2-13-02
	Richard Hamilton (UConn) at Boston College	1-6-99
	Ray Allen (UConn) vs. Rutgers	2-28-96
	Allen Iverson (GU) vs. St. John's	1-27-96
	Mark Tillmon (GU) vs. Providence	1-6-90, 2-13-90
38	Markus Howard (MU) at Providence	2-22-20
	Jeremy Hazell (SHU) vs. Syracuse	12-26-09
	Mike Sweetney (GU) vs. Notre Dame	2-1-03
	Troy Bell (BC) vs. Villanova	3-4-03
	Donta Wade (PC) vs. Notre Dame	2-23-00
	Jamel Thomas (PC) at Villanova	2-20-99
	Richard Hamilton (UConn) at Boston Coll.	1-11-98
	Alonzo Mourning (GU) vs. Boston Coll.	2-2-92
	Mark Bryant (SHU) vs. Villanova	2-27-88
	Jaren Jackson (GU) vs. Seton Hall	3-5-88
	Dan Callandrillo (SHU) vs. St. John's	1-25-82
37	Markus Howard (MU) vs. Seton Hall	2-29-20
	Markus Howard (MU) at Villanova	1-6-18
	Kelan Martin (BU) vs. Marquette	1-6-18
	Shamorie Ponds (STJ) vs. Villanova	1-13-18
	Trevon Bluiett (XU) vs. Seton Hall	2-14-18
	Dominique Jones (USF) vs. Pittsburgh	1-31-10
	Luke Harangody (ND) vs. Cincinnati	2-4-10
	Darris Nichols (SU) vs. St. John's	2-11-07
	Chris Quinn (ND) vs. Pittsburgh	1-4-06
	Ryan Gomes (PC) vs. Connecticut	2-15-05
	Gerald Riley (GU) vs. Miami	2-7-04
	Troy Murphy (ND) vs. Rutgers	1-16-01
	Pat Garrity (ND) at Seton Hall	1-17-98
	Allen Iverson (GU) vs. Villanova	3-2-96
	Kerry Kittles (VU) vs. Connecticut	2-18-95
	Chris Smith (UConn) vs. St. John's	1-7-92

Terry Dehere (SHU) vs. Providence	1-2-91
Clyde Vaughan (Pitt) vs. Boston College	1-4-84

Rebounds

26	Michael Smith (PC) vs. Syracuse	1-25-94
24	Daniel Ochefu (VU) at Seton Hall	1-3-15
23	DeJuan Blair (Pitt) at Connecticut	2-16-09
	Dan Schayes (SU) vs. Georgetown	2-9-81
	Kentrell Gransberry (USF) at DePaul	3-3-07
22	Angel Delgado (SHU) vs. Butler	1-25-17
	DeJuan Blair (Pitt) vs. Notre Dame	1-31-09
	Emeka Okafor (UConn) vs. Notre Dame	2-21-04
	Michael Smith (PC) vs. Connecticut	1-22-92
	Ed Pinckney (VU) vs. Georgetown	1-31-83
21	Erron Maxey (PC) vs. Boston College	2-26-00
	Derrick Coleman (SU) vs. Providence	1-20-90
	Jerome Lane (Pitt) vs. Connecticut	2-21-87
20	Angel Delgado (SHU) vs. St. John's	1-22-17
	Herb Pope (SHU) vs. Syracuse	1-8-11
	Jamine Peterson (PC) vs. Rutgers	1-9-10
	Hasheem Thabeet (UConn) vs. Seton Hall	2-14-09
	Cedric McGowan (CIN) vs. DePaul	1-4-06
	Aaron Gray (Pitt) vs. Marquette	1-28-06
	Mike Sweetney (GU) vs. Notre Dame	2-9-02
	Troy Murphy (ND) vs. Seton Hall	1-8-01
	Gerald Jordan (Pitt) vs. West Virginia	1-6-96
	Danya Abrams (BC) vs. Providence	1-22-94
	Michael Smith (PC) vs. Seton Hall	1-5-94
	Chris McNeal (Pitt) vs. Boston College	3-3-92
	Bobby Martin (Pitt) vs. Georgetown	2-7-90
	Harold Pressley (VU) vs. St. John's	2-18-86

Assists

22	Sherman Douglas (SU) vs. Providence	1-28-89
18	Dwayne Washington (SU) vs. St. John's	2-27-84
16	Levance Fields (Pitt) at DePaul	2-17-09
	Marcus Williams (UConn) vs. Notre Dame	1-30-05
	Kevin Braswell (GU) vs. Rutgers	3-2-02
	Carlton Screen (PC) vs. Syracuse	1-20-90
	Mark Jackson (SJU) vs. Providence	2-3-86
15	Kyron Cartwright (PC) at St. John's	12-28-17
	Dee Davis (XU) vs. Providence	2-7-15
	Tory Jackson (ND) vs. Syracuse	1-18-10
	Carl Krauser (Pitt) vs. West Virginia	2-5-05
	Omar Cook (SJU) vs. Connecticut	1-6-01

Top Performances



Steals

11	John Linehan (PC) vs. Rutgers	1-22-02
10	Marcus Hatten (STJ) vs. Syracuse	2-18-03
	Allen Iverson (GU) vs. Miami	1-13-96
9	Jerome Dyson (UConn) vs. St. John's	1-8-08
	DeShaun Williams (SU) vs. Boston College	3-3-02
	John Linehan (PC) vs. Boston College	2-2-02
	James Thues (SU) vs. Rutgers	1-2-02
	John Linehan (PC) vs. Georgetown	2-27-99
	Kevin Braswell (GU) at Notre Dame	2-10-99
	John Linehan (PC) vs. Pittsburgh	1-10-98
	Gary Massey (VU) vs. Providence	2-20-88

Blocked Shots

12	Dikembe Mutombo (GU) vs. St. John's	1-23-89
11	Samuel Dalembert (SHU) vs. St. John's	1-18-00
10	Fab Melo (SU) vs. Seton Hall	2-28-11
	Hasheem Thabeet (UConn) at Seton Hall	1-31-09
	Hasheem Thabeet (UConn) at Notre Dame	1-5-08
	Eric Hicks (CIN) vs. Marquette	1-7-06
	Harold Pressley (VU) vs. Providence	1-11-86
9	Ike Obiagu (SHU) vs. Georgetown	12-23-20
	Qudus Wahab (GU) vs. St. John's	12-13-20
	Hamady Ndiaye (RU) vs. St. John's	2-2-10
	Hasheem Thabeet (UConn) at Seton Hall	2-14-09
	Hilton Armstrong (UConn) vs. Louisville	3-4-06
	Herbert Hill (PC) vs. Villanova	1-11-05
	Josh Boone (UConn) vs. St. John's	2-5-05
	Emeka Okafor (UConn) vs. St. John's	2-2-03
	Marcus Douthit (PC) vs. Connecticut	3-5-03
	Emeka Okafor (UConn) vs. Boston College	2-16-02
	Emeka Okafor (UConn) vs. Rutgers	1-30-02
	Etan Thomas (SU) vs. Pittsburgh	2-16-00
	Samuel Dalembert (SHU) vs. Georgetown	1-8-00
	Etan Thomas (SU) vs. Connecticut	1-24-98
	Cliff Robinson (UConn) vs. Georgetown	2-6-88
	Alonzo Mourning (GU) vs. Boston College	1-14-89
	Tom Greis (VU) vs. Georgetown	2-1-88



John Linehan, Providence

GAMES PLAYED VS ALL OPPONENTS

Points

53	Markus Howard (MU) at Creighton	1-19-19
52	Markus Howard (MU) at Providence	1-3-18
52	Marshon Brooks (PC) vs. Notre Dame	2-23-11
48	Eric Murdock (PC) vs. Pittsburgh	1-23-91
46	Dominique Jones (USF) at Providence	1-23-10
45	Markus Howard (MU) vs. Buffalo	12-21-18
45	Markus Howard (MU) vs. Kansas State	12-1-18
45	Doug McDermott (CU) vs. Providence	3-8-14
45	Eric Murdock (PC) vs. Arizona	12-23-90

Rebounds

26	Michael Smith (PC) vs. Syracuse	1-25-94
24	Daniel Ochefu (VU) at Seton Hall	1-3-15
23	DeJuan Blair (Pitt) at Connecticut	2-16-09
	Dan Schayes (SU) vs. Georgetown	2-9-81
	Derrick Coleman (SU) vs. Villanova	3-10-90
	Kentrell Gransberry (USF) at DePaul	3-3-07

Assists

22	Sherman Douglas (SU) vs. Providence	1-28-89
18	Dwayne Washington (SU) vs. St. John's	2-27-84

Steals

11	John Linehan (PC) vs. Rutgers	1-22-02
	Drew Schifino (WVU) vs. Arkansas-Monticello	12-1-01
	Chris Thomas (ND) vs. New Hampshire	11-16-01
10	Marcus Hatten (STJ) vs. Syracuse	2-18-03
	Todd Burgan (SU) vs. Colgate	11-30-97
	Allen Iverson (GU) vs. Miami	1-13-96
	God Shammgod (PC) vs. Brown	12-21-96

Blocked Shots

12	Dikembe Mutombo (GU) vs. St. John's	1-23-89
11	Chris Obekpa (SJU) vs. vs. Fordham	12-8-12
	Jordan Cornette (ND) vs. Belmont	11-17-02
	Samuel Dalembert (SHU) vs. St. John's	1-18-00
	Dikembe Mutombo (GU) vs. Hawaii-Loa	11-23-90
	Alonzo Mourning (GU) vs. St. Leo	12-7-88
10	Fab Melo (SU) vs. Seton Hall	2-28-11
	Hamady Ndiaye (RU) vs. Saint Peter's	12-22-09
	Hasheem Thabeet (UConn) vs. Providence	1-31-09
	Eric Hicks (CIN) vs. Marquette	1-7-06
	Emeka Okafor (UConn) vs. Army	12-6-03
	Eddie Griffin (SHU) vs. Norfolk State	12-4-00
	Karim Shabazz (PC) vs. Rhode Island	12-2-00
	Karim Shabazz (PC) vs. Long Island	12-27-99
	Donyell Marshall (UConn) vs. Hartford	1-17-94
	Harold Pressley (VU) vs. Providence	1-11-86
	Hasheem Thabeet (UConn) vs. Notre Dame	1-5-08
	Hasheem Thabeet (UConn) vs. Texas Southern	12-3-06
	Hugh Mattis (USF) at Winston-Salem State	12-7-06

Career Leaders



FIELD GOALS MADE

NAME	SCHOOL	YEARS	G	FGM
Markus Howard	Marquette	2016-20	71	506
Luke Harangody	Notre Dame	2006-10	65	503
Lawrence Moten	Syracuse	1991-95	72	499
Kerry Kittles	Villanova	1992-96	69	466
Chris Mullin	St. John's	1981-85	62	460
Kamar Baldwin	Butler	2016-20	72	437
John Wallace	Syracuse	1992-96	72	436
Ryan Gomes	Providence	2001-05	64	435
Jeremy Hazell	Seton Hall	2007-11	68	434
Andre McCloud	Seton Hall	1982-86	64	432

FIELD GOALS ATTEMPTED

NAME	SCHOOL	YEARS	GP	FGA
Markus Howard	Marquette	2016-20	71	1147
Luke Harangody	Notre Dame	2006-10	65	1085
Lawrence Moten	Syracuse	1991-95	72	1069
Jeremy Hazell	Seton Hall	2007-11	68	1054
Felipe Lopez	St. John's	1994-98	72	1039
Myles Powell	Seton Hall	2016-20	72	1009
Dana Barros	Boston College	1985-89	64	981
Kamar Baldwin	Butler	2016-20	72	957
Jamel Thomas	Providence	1995-99	72	954
Kerry Kittles	Villanova	1992-96	69	947

FIELD GOAL PERCENTAGE

(*Minimum 5.0 FGM per game)

NAME	SCHOOL	CAREER	YRS	GP	FGM-FGA	PCT
Patrick Ewing	Georgetown	1981-85	4	62	377-620	.608
Emeka Okafor	Connecticut	2001-04	3	48	270-455	.593
Otis Thorpe	Providence	1980-84	4	58	337-586	.575
Chris Taft	Pittsburgh	2003-05	2	32	182-319	.571
Dwayne McClain	Villanova	1981-85	4	58	297-531	.559
Derrick Coleman	Syracuse	1986-90	4	64	361-647	.558
Dwayne Washington	Syracuse	1983-86	3	48	293-530	.553
Marty Headd	Syracuse	1979-81	2	20	107-194	.552
Chris Mullin	St. John's	1981-85	4	62	460-835	.551
Greg Monroe	Georgetown	2008-10	2	36	196-356	.551
One-year Players						
Michael Bradley	Villanova	2000-01	1	16	140-207	.676
Justin Patton	Creighton	2016-17	1	18	108-163	.663

FREE THROWS MADE

NAME	SCHOOL	CAREER	YRS.	GP	FTM
Troy Bell	Boston College	1999-03	4	62	449
Zendon Hamilton	St. John's	1994-98	4	72	402
Alonzo Mourning	Georgetown	1988-92	4	62	402
Danya Abrams	Boston College	1993-97	4	71	387
Bill Curley	Boston College	1990-94	4	70	381
Chris Mullin	St. John's	1981-85	4	62	370
Terry Dehere	Seton Hall	1989-93	4	68	362
Charles Smith	Pittsburgh	1984-88	4	64	334
Markus Howard	Marquette	2016-20	4	71	330
Scottie Reynolds	Villanova	2006-10	4	70	330
D'Angelo Harrison	St. John's	2011-15	4	69	329
Malik Sealy	St. John's	1988-92	4	64	323
JayVaughn Pinkston	Villanova	2011-15	4	72	314
Brian Shorter	Pittsburgh	1988-91	3	48	310
Mike Sweetney	Georgetown	2000-03	3	48	308
Derrick Coleman	Syracuse	1986-90	4	64	307
Luke Harangody	Notre Dame	2006-10	4	65	299
Troy Murphy	Notre Dame	1998-01	3	47	295
Billy Garrett Jr.	DePaul	2014-17	4	69	293
Jason Lawson	Villanova	1993-97	4	71	286
Dominique Jones	USF	2007-10	3	54	281
Hakim Warrick	Syracuse	2001-05	4	63	279
Felipe Lopez	St. John's	1994-98	4	72	279
Lawrence Moten	Syracuse	1991-95	4	72	277
Jerry McCullough	Pittsburgh	1991-96	4	70	276
John Wallace	Syracuse	1992-96	4	72	276
Othella Harrington	Georgetown	1992-96	4	72	270

FREE THROW ATTEMPTS

NAME	SCHOOL	YEARS	GP	FTA
Zendon Hamilton	St. John's	1994-98	72	572
Danya Abrams	Boston College	1993-97	71	565
Alonzo Mourning	Georgetown	1988-92	62	532
Troy Bell	Boston College	1999-03	62	516
Bill Curley	Boston College	1990-94	70	483
Charles Smith	Pittsburgh	1984-88	64	447
Brian Shorter	Pittsburgh	1988-91	48	446
Terry Dehere	Seton Hall	1989-93	68	446
Malik Sealy	St. John's	1988-92	64	441
Derrick Coleman	Syracuse	1986-90	64	438

FREE THROW PERCENTAGE

(*Minimum 2.5 FTM per game)

NAME	SCHOOL	CAREER	YRS	GP	FTM-FTA	PCT
Andrew Rowsey	Marquette	2016-18	2	36	135-145	.931
Gerry McNamara	Syracuse	2002-06	4	64	199-217	.917
Gary Buchanan	Villanova	1999-03	4	63	179-196	.913
Sean Miller	Pittsburgh	1987-92	4	66	209-230	.909
Denzel Mahoney	Creighton	2019-	1	18	53-59	.898
Jason Matthews	Pittsburgh	1987-91	4	64	252-287	.889
Markus Howard	Marquette	2016-20	3	53	198-223	.888
Sharaud Curry	Providence	2005-10	4	66	197-224	.879
Ashtun Gibbs	Pittsburgh	2008-12	4	69	175-199	.879
Markus Howard	Marquette	2016-20	4	71	330-377	.875
Troy Bell	Boston College	1999-03	4	62	449-516	.870
Chris Mullin	St. John's	1981-85	4	62	370-430	.861
Chris Thomas	Notre Dame	2001-05	4	64	256-299	.856
Dana Barros	Boston College	1985-89	4	64	252-295	.854
Dan Schayes	Syracuse	1979-81	2	20	91-107	.851
James Jones	Miami	1999-03	4	63	167-197	.848
Maalik Wayns	Villanova	2009-12	3	51	182-215	.847
Jahvon Blair	Georgetown	2017-21	4	69	-377	.846
Richard Hamilton	Connecticut	1996-99	3	53	223-264	.844
Greg Woodard	Villanova	1988-92	4	66	235-279	.842
Earl Kelley	Connecticut	1982-86	4	49	229-273	.839
D'Angelo Harrison	St. John's	2011-14	4	69	184-219	.840
Julian Champagnie	St. John's	2020-	1	19	108-129	.837
D'Vauntes						
Smith-Rivera	Georgetown	2012-16	4	71	262-313	.837
Shamorie Ponds	St. John's	2016-	2	33	141-169	.834
Kris Jenkins	Villanova	2014-17	4	72	145-174	.833
Greg Harvey	St. John's	1987-90	2	30	100-120	.833
John Salmons	Miami	1998-01	4	66	196-236	.831
Allan Ray	Villanova	2002-06	4	63	195-235	.830
Davante Gardner	Marquette	2010-14	4	62	251-303	.828
Geoff Billett	Rutgers	1995-99	4	72	234-283	.826
Jalen Brunson	Villanova	2015-18	3	54	176-213	.826
Matt Carroll	Notre Dame	1999-02	4	63	161-195	.826
Russ Smith	Louisville	2010-13	3	45	151-183	.825
Johnny Hemsley	Miami	1996-00	4	60	153-186	.823
Ty-Shon Alexander	Creighton	2017-20	3	53	136-165	.824
Lazar Hayward	Marquette	2006-10	4	70	184-224	.821
Scottie Reynolds	Villanova	2006-10	4	70	330-403	.819
Rob Hodgson	Rutgers	1995-99	4	70	262-320	.818
Collin Gillespie	Villanova	2017-	4	63	135-165	.818
Kellen Dunham	Butler	2013-16	3	54	196-240	.817
Gerald Riley	Georgetown	2000-04	4	64	170-208	.817
Bryce Cotton	Providence	2010-14	4	71	247-303	.815
Carlton Screen	Providence	1986-90	4	62	185-227	.815
Khalid El-Amin	Connecticut	1997-00	3	52	131-161	.814
Corny Thompson	Connecticut	1979-82	3	34	143-176	.813
Terry Dehere	Seton Hall	1989-93	4	68	362-446	.812
Marcus Williams	Connecticut	2003-06	3	34	98-121	.810
One-year Players						
Steve Novak	Marquette	2005-06	1	16	50-52	.962
Bernard Rencher	St. John's	1979-80	1	6	15-17	.882
Jonathan Hargett	West Virginia	2001-02	1	16	58-66	.879
Luwane Pipkins	Providence	2019-20	1	18	51-59	.864
Taquan Dean	Louisville	2005-06	1	14	44-51	.863

THREE-POINT FIELD GOALS MADE

NAME	SCHOOL	YEARS	GP	3FGM
Markus Howard	Marquette	2016-20	71	245
Jeremy Hazell	Seton Hall	2007-11	68	201
Colin Falls	Notre Dame	2003-07	64	189
Gerry McNamara	Syracuse	2002-06	64	183
Mitch Ballock	Creighton	2017-21	74	182
Myles Powell	Seton Hall	2016-20	72	180
Steve Edwards	Miami	1992-96	72	178
Deonta Vaughn	Cincinnati	2006-10	70	172
Allan Ray	Villanova	2002-06	63	168
Gary Buchanan	Villanova	1999-03	63	167
Kerry Kittles	Villanova	1992-96	69	166
Terry Dehere	Seton Hall	1989-93	68	166
Troy Bell	Boston College	1999-03	62	165
Matt Carroll	Notre Dame	1999-03	63	159
Scottie Reynolds	Villanova	2006-10	70	159
Bryce Cotton	Providence	2010-14	71	156
Darius Lane	Seton Hall	1999-02	48	155
Geoff Billett	Rutgers	1995-99	72	154
D'Angelo Harrison	St. John's	2011-15	69	153
Chris Thomas	Notre Dame	2001-05	64	149
Kris Jenkins	Villanova	2014-17	72	149
Trevon Bluiett	Xavier	2014-18	70	147
Ryan Arcidiacono	Villanova	2012-16	72	147
D'Vauntes				
Smith-Rivera	Georgetown	2012-16	71	147
Darius Rice	Miami	2000-04	61	147
Dana Barros	Boston College	1985-89	64	145
Andy Rautins	Syracuse	2005-10	63	143
Donnie McGrath	Providence	2002-06	63	142
Jamar Nutter	Seton Hall	2004-07	65	141
Chris Quinn	Notre Dame	2002-06	64	141
Ricky Shields	Rutgers	2001-05	64	141
Kyle McAlarney	Notre Dame	2005, 07-09	52	140
Jason Matthews	Pittsburgh	1987-91	64	139
Ashton Gibbs	Pittsburgh	2008-12	69	139
Colin Falls	Notre Dame	2003-06	48	135
Kevin Pittsnogle	West Virginia	2002-06	64	135
Rashad Anderson	Connecticut	2002-06	58	130
Lawrence Moten	Syracuse	1991-95	72	130

THREE-POINT FIELD GOALS ATTEMPTED

NAME	SCHOOL	CAREER	GP	3FGA
Jeremy Hazell	Seton Hall	2007-11	68	593
Markus Howard	Marquette	2016-20	71	580
Myles Powell	Seton Hall	2016-20	72	576
Gerry McNamara	Syracuse	2002-06	64	545
Deonta Vaughn	Cincinnati	2006-10	70	514
Steve Edwards	Miami	1992-96	72	508
Colin Falls	Notre Dame	2003-07	64	466
Gary Buchanan	Villanova	1999-03	63	448
Troy Bell	Boston College	1999-03	62	446
Allan Ray	Villanova	2002-06	63	440
Mitch Ballock	Creighton	2017-21	74	439
Chris Thomas	Notre Dame	2001-05	64	438
Terry Dehere	Seton Hall	1989-93	68	437
Darius Rice	Miami	2000-04	61	431
Bryce Cotton	Providence	2010-14	71	422
D'Angelo Harrison	St. John's	2011-15	69	419
Lawrence Moten	Syracuse	1991-95	72	415
Scottie Reynolds	Villanova	2006-10	70	413
Ricky Shields	Rutgers	2001-05	64	409
Geoff Billett	Rutgers	1995-99	72	407
Matt Carroll	Notre Dame	1999-03	63	406
Trevon Bluiett	Xavier	2014-18	70	405
Kerry Kittles	Villanova	1992-96	69	405
Darius Lane	Seton Hall	1999-02	48	404
Donnie McGrath	Providence	2002-06	63	392
Ryan Arcidiacono	Villanova	2012-16	72	381
Kris Jenkins	Villanova	2013-17	72	379
Jahvon Blair	Georgetown	2017-21	69	377
Jamar Nutter	Seton Hall	2004-07	65	376

THREE-POINT FIELD GOAL PERCENTAGE

(*Minimum 1.5 3FGM per game)

NAME	SCHOOL	CAREER	YRS	GP	3FGM-FGA	PCT
Sam Hauser	Marquette	2016-19	3	54	110-233	.472
Jason Matthews	Pittsburgh	1987-91	4	64	139-298	.466
Saddiq Bey	Villanova	2018-20	2	36	90-195	.462
Ryan Ayers	Notre Dame	2005-09	4	59	90-200	.455
Tim Abromaitis	Notre Dame	2007-11	3	39	88-200	.440
Chris Quinn	Notre Dame	2002-06	4	64	141-323	.437
Sam Hauser	Marquette	2016-19	3	54	127-291	.436
Howard Easley	Boston College	1990-94	4	70	110-253	.435
Brian Chase	Virginia Tech	2000-03	3	45	105-243	.432
Sterling Gibbs	Seton Hall	2013-15	2	33	66-154	.429
Albert Mouring	Connecticut	1997-01	4	58	96-225	.427
Alex Barlow	Butler	2013-15	2	36	61-144	.424
Markus Howard	Marquette	2016-20	4	71	245-580	.422
Kyle McAlarney	Notre Dame	2006-09	4	52	140-332	.422
Todd Billet	Rutgers	1999-01	2	32	98-233	.421
Ray Allen	Connecticut	1993-96	3	54	129-298	.420
Keith Friel	Notre Dame	1996-98	2	20	37-89	.416
Ronald Ramon	Pittsburgh	2004-08	4	65	119-287	.415
Mitch Ballock	Creighton	2017-21	4	74	182-439	.439
Andrew Rowsey	Marquette	2016-18	2	36	103-250	.412
Doron Sheffer	Connecticut	1993-96	3	54	105-255	.412
Kerry Kittles	Villanova	1992-96	4	69	166-405	.410
Delray Brooks	Providence	1986-88	2	32	77-188	.410
Kyle Kuric	Louisville	2008-12	4	57	96-234	.410
Marcus Zegarowski	Creighton	2018-21	3	53	115-283	.406
Colin Falls	Notre Dame	2003-07	3	64	189-466	.406
Ashton Gibbs	Pittsburgh	2008-12	4	69	139-343	.405
Darius Johnson-Odom	Marquette	2009-12	3	54	125-309	.405
Mitch Ballock	Creighton	2017-	3	54	123-306	.402
Sean Miller	Pittsburgh	1987-92	4	66	117-291	.402
Jake Morton	Miami	1991-93	2	33	51-127	.401
Greg Woodard	Villanova	1988-92	4	66	102-255	.400

One-year Players

Steve Novak	Marquette	2005-06	1	16	70-148	.473
Doug McDermott	Creighton	2013-14	1	18	50-108	.463
Rick Kreklow	Creighton	2014-15	1	17	33-73	.452
Joey Hauser	Marquette	2018-19	1	18	28-62	.452
Ethan Wragge	Creighton	2013-14	1	18	50-110	.455
Damon Santiago	Rutgers	1995-96	1	18	53-120	.442
Luke Hancock	Louisville	2013-14	1	18	32-74	.432
Avery Woodson	Butler	2016-17	1	18	41-96	.427



Jeremy Hazell, Seton Hall

Career Leaders

ASSISTS

NAME	SCHOOL	CAREER	YRS.	GP	AVG.	A
Vincent Council	Providence	2009-13	4	71	6.4	454
Sherman Douglas	Syracuse	1985-89	4	61	7.0	426
Chris Thomas	Notre Dame	2001-05	4	64	6.4	413
Sean Miller	Pittsburgh	1987-92	4	66	6.0	401
Shaheen Holloway	Seton Hall	1996-00	4	68	5.9	398
Tory Jackson	Notre Dame	2006-10	4	70	5.6	392
Jason Hart	Syracuse	1996-00	4	70	5.6	389
Brandin Knight	Pittsburgh	1999-03	4	64	5.9	375
Joey Brown	Georgetown	1990-94	4	69	5.3	364
Kevin Braswell	Georgetown	1998-02	4	66	5.5	363
Jerry McCullough	Pittsburgh	1991-96	4	70	5.1	360
Adrian Autry	Syracuse	1990-94	4	69	5.0	347
Mark Jackson	St. John's	1983-87	4	64	5.3	342
Jason Buchanan	St. John's	1988-92	4	66	5.1	339
Kevin Ollie	Connecticut	1991-95	4	71	4.6	329
Kyron Cartwright	Providence	2014-18	4	72	4.5	327
Kevin Norris	Miami	1994-98	4	72	4.5	325
Scoop Jardine	Syracuse	2007,09-12	4	70	4.6	323
Dominic James	Marquette	2005-09	4	65	4.9	320
Dwayne Washington	Syracuse	1983-86	3	48	6.6	317
Peyton Siva	Louisville	2009-13	4	72	6.6	315
Taliek Brown	Connecticut	2000-04	4	60	5.3	315
Andre Barrett	Seton Hall	2000-04	4	64	4.9	312
Carl Krauser	Pittsburgh	2002-06	4	63	4.9	309
Chris Howard	USF	2006-10	4	68	4.5	307
Doron Sheffer	Connecticut	1993-96	3	54	5.7	306
Darelle Porter	Pittsburgh	1987-91	4	64	4.7	301
Vernon Jennings	Miami	1996-00	4	68	4.4	300
Michael Jackson	Georgetown	1982-86	4	62	4.8	299
Gerry McNamara	Syracuse	2002-06	4	64	4.7	299
Brandon Young	DePaul	2010-14	4	72	4.1	296
Kenny Wilson	Villanova	1985-89	4	64	4.6	295
Howard Easley	Boston College	1990-94	4	70	4.2	294
Duane Woodward	Boston College	1994-98	4	69	4.2	293
Jordan Theodore	Seton Hall	2008-12	4	72	4.0	290
Vonteego Cummings	Pittsburgh	1995-99	4	62	4.6	290
John Celestand	Villanova	1995-99	4	70	4.1	290

ASSISTS AVERAGE

NAME	SCHOOL	CAREER	YRS.	GP	ASSIST.	AVG.
Marcus Williams	Connecticut	2003-06	3	34	276	8.1
Maurice Watson Jr.	Creighton	2015-17	2	24	169	7.0
Sherman Douglas	Syracuse	1985-89	4	61	426	7.0
God Shammgod	Providence	1995-97	2	35	241	6.9
Dwayne Washington	Syracuse	1983-86	3	48	317	6.6
Chris Thomas	Notre Dame	2001-05	4	64	413	6.4
Vincent Council	Providence	2009-13	4	71	454	6.4
Abdul Abdullah	Providence	1992-94	2	35	213	6.1
James Akinjo	Georgetown	2018-	1	18	108	6.0
Sean Miller	Pittsburgh	1987-92	4	66	401	6.0
Dee Davis	Xavier	2013-15	2	36	213	5.9
Brandin Knight	Pittsburgh	1999-03	4	64	375	5.9
Shaheen Holloway	Seton Hall	1996-00	4	68	398	5.9
Quincy McKnight	Seton Hall	2018-20	2	36	201	5.9
Doron Sheffer	Connecticut	1993-96	3	54	306	5.7
Stewart Granger	Villanova	1980-83	3	44	250	5.7
Jerian Grant	Notre Dame	2011-13	2	36	203	5.6
Jason Hart	Syracuse	1996-00	4	70	389	5.6
Billy Culbertson	Pittsburgh	1982-84	2	32	178	5.6
Tory Jackson	Notre Dame	2006-10	4	70	392	5.6
Anthony Collins	USF	2011-13	2	36	198	5.5
Kevin Braswell	Georgetown	1998-02	4	66	363	5.5
Eddie Moss	Syracuse	1979-81	2	20	108	5.4
Kris Dunn	Providence	2012-16	3	54	286	5.3
Taliek Brown	Connecticut	2000-04	4	60	315	5.3
Joey Brown	Georgetown	1990-94	4	69	364	5.3
Mark Jackson	St. John's	1983-87	4	64	342	5.3

One-year players

Omar Cook	St. John's	2000-01	1	16	135	8.4
Kenny Brunner	Georgetown	1997-98	1	11	71	6.5
John Duren	Georgetown	1979-80	1	6	36	6.0
Bernard Rencher	St. John's	1979-80	1	6	36	6.0

STEALS

NAME	SCHOOL	CAREER	YRS.	GP	AVG.	STLS
John Linehan	Providence	1997-02	4	68	3.3	226
Eric Murdock	Providence	1987-91	4	63	3.1	197
Jerry McCullough	Pittsburgh	1991-96	4	70	2.5	174
Jason Hart	Syracuse	1996-00	4	70	2.4	168
Kevin Braswell	Georgetown	1998-02	4	66	2.5	165
Kerry Kittles	Villanova	1992-96	4	69	2.3	156
Fuquan Edwin	Seton Hall	2010-14	4	70	2.2	153
Brandin Knight	Pittsburgh	1999-03	4	64	2.3	149
Michael Adams	Boston College	1981-85	4	58	2.6	148
Troy Bell	Boston College	1999-03	4	62	2.3	144
Jerel McNeal	Marquette	2005-09	4	66	2.1	141
Scott Burrell	Connecticut	1989-93	4	61	2.3	138
Shaheen Holloway	Seton Hall	1996-00	4	68	1.9	131
Allen Iverson	Georgetown	1994-96	2	36	3.6	131
Joey Brown	Georgetown	1990-94	4	69	1.9	131
Vernon Jennings	Miami	1996-00	4	68	1.9	130
Lawrence Moten	Syracuse	1991-95	4	72	1.8	129
Vonteego Cummings	Pittsburgh	1995-99	4	62	2.1	128
Jeremy Hazell	Seton Hall	2007-11	4	68	1.9	127
Adrian Griffin	Seton Hall	1992-96	4	72	1.7	125
Adrian Autry	Syracuse	1990-94	4	69	1.8	123
Kevin Norris	Miami	1994-98	4	72	1.7	122
Shamorie Ponds	St. John's	2016-19	3	50	2.4	121
Paul Gause	Seton Hall	2005-09	4	54	2.2	121
Dominic James	Marquette	2005-09	4	65	1.9	120
Gerry McNamara	Syracuse	2002-06	4	64	1.9	119
Ricardo Greer	Pittsburgh	1997-01	4	67	1.7	118
Damian Owens	West Virginia	1995-98	3	54	2.2	117
Malik Sealy	St. John's	1988-92	4	64	1.8	116
Kris Dunn	Providence	2012-16	3	54	2.1	115
Levell Sanders	Seton Hall	1994-98	4	72	1.6	115
Alvin Williams	Villanova	1993-97	4	71	1.6	115
Chris Mullins	St. John's	1981-85	4	62	1.8	113
Kellii Taylor	Pittsburgh	1996-00	4	47	2.4	112
Duane Woodward	Boston College	1994-98	4	69	1.6	112

STEALS AVERAGE

NAME	SCHOOL	CAREER	YRS.	GP	STEALS	AVG.
Mike Moses	St. John's	1983-85	2	32	125	3.91
Allen Iverson	Georgetown	1994-96	2	36	131	3.64
John Linehan	Providence	1997-02	4	68	226	3.32
Eric Murdock	Providence	1987-91	4	63	197	3.13
Marcus Hatten	St. John's	2001-03	2	32	94	2.94
Michael Adams	Boston College	1981-85	4	58	148	2.55
Kevin Braswell	Georgetown	1998-02	4	66	165	2.50
Jerry McCullough	Pittsburgh	1991-96	4	70	174	2.48
Posh Alexander	St. John's	2020-	1	17	42	2.47
Jason Hart	Syracuse	1996-00	4	70	168	2.40
Kellii Taylor	Pittsburgh	1996-00	4	47	112	2.38
Shamorie Ponds	St. John's	2016-19	3	50	121	2.42
Brandin Knight	Pittsburgh	1999-03	4	64	149	2.33
Troy Bell	Boston College	1999-03	4	62	144	2.32
Scott Burrell	Connecticut	1989-93	4	61	138	2.26
Kerry Kittles	Villanova	1992-96	4	69	156	2.26
Dwayne Washington	Syracuse	1983-86	3	48	108	2.25
Eddie Moss	Syracuse	1979-81	2	20	45	2.25
Dan Callandrillo	Seton Hall	1979-82	3	34	76	2.24
Paul Gause	Seton Hall	2005-09	4	54	121	2.24
Fuquan Edwin	Seton Hall	2010-14	4	70	153	2.19
Damian Owens	West Virginia	1995-98	3	54	117	2.17
Jerel McNeal	Marquette	2005-09	4	66	141	2.14
Kris Dunn	Providence	2012-16	3	54	115	2.13
Billy Owens	Syracuse	1988-91	3	48	102	2.13
Marvis 'Bootsy' Thornton	St. John's	1998-00	2	34	71	2.09
God Shammgod	Providence	1995-97	2	35	73	2.09

One-year Players

Nadav Henefeld	Connecticut	1989-90	1	16	59	3.69
Bernard Rencher	St. John's	1979-80	1	6	18	3.00
Jerome Scott	Miami	1991-92	1	18	43	2.38
John Duren	Georgetown	1979-80	1	6	14	2.33
Louis Orr	Syracuse	1979-80	1	6	13	2.16
Reggie Carter	St. John's	1979-80	1	6	13	2.16

BLOCKED SHOTS

NAME	SCHOOL	CAREER	YRS.	GP	AVG.	BLKS
Patrick Ewing	Georgetown	1981-85	4	62	3.98	247
Hasheem Thabeet	Connecticut	2006-09	3	52	4.67	243
Etan Thomas	Syracuse	1996-00	4	64	3.63	232
Alonzo Mourning	Georgetown	1988-92	4	62	3.61	224
Jason Lawson	Villanova	1993-97	4	71	3.04	216
Emeka Okafor	Connecticut	2001-04	3	48	4.30	207
Dikembe Mutombo	Georgetown	1988-91	3	48	3.83	184
Constantin Popa	Miami	1991-95	4	72	2.22	160
Charles Smith	Pittsburgh	1984-88	4	64	2.47	158
Hamady Ndiaye	Rutgers	2006-10	4	70	2.24	157
Marcus Douthit	Providence	2000-04	4	63	2.39	151
Rony Seikaly	Syracuse	1984-88	4	64	2.36	151
Derrick Coleman	Syracuse	1986-90	4	64	2.28	146
Chris Obekpa	St. John's	2012-15	3	51	2.82	144
Tim James	Miami	1995-99	4	72	2.00	144
Ruben Boumtje						
Boumtje	Georgetown	1997-01	4	52	2.75	143
Donyell Marshall	Connecticut	1991-94	3	54	2.61	141
Rick Jackson	Syracuse	2007-11	4	71	1.93	139
Gorgui Dieng	Louisville	2010-13	3	49	2.71	133
Conrad McRae	Syracuse	1989-93	4	60	2.22	133
Ed Pinckney	Villanova	1981-85	4	61	2.11	129
Herve Lamizana	Rutgers	2000-04	4	48	2.56	123
Jeremy McNeil	Syracuse	2000-04	4	60	2.01	121
John Wallace	Syracuse	1992-96	4	72	1.67	120
Eric Mobley	Pittsburgh	1991-94	3	53	2.25	119
Othella Harrington	Georgetown	1992-96	4	72	1.64	118

BLOCKED SHOTS AVERAGE

NAME	SCHOOL	CAREER	YRS.	GP	BLK	AVG.
Hasheem Thabeet	Connecticut	2006-09	3	52	243	4.67
Emeka Okafor	Connecticut	2001-04	3	48	207	4.30
Patrick Ewing	Georgetown	1981-85	4	62	247	3.98
Dikembe Mutombo	Georgetown	1988-91	3	48	184	3.83
Etan Thomas	Syracuse	1996-00	4	64	232	3.63
Alonzo Mourning	Georgetown	1988-92	4	62	224	3.61
Jason Lawson	Villanova	1993-97	4	71	216	3.04
Darryl Watkins	Syracuse	2003-07	4	47	117	2.89
Chris Obekpa	St. John's	2012-15	3	51	144	2.82
Ruben Boumtje						
Boumtje	Georgetown	1997-01	4	52	143	2.75
D'or Fischer	West Virginia	2003-05	2	31	84	2.71
Samuel Dalembert	Seton Hall	1999-01	2	32	86	2.69
Donyell Marshall	Connecticut	1991-94	3	54	141	2.61
Romaro Gill	Seton Hall	2018-20	2	30	78	2.60
Herve Lamizana	Rutgers	2000-04	4	48	123	2.56
Isaiah Whaley	Connecticut	2020-	1	17	43	2.53
Ryan Humphrey	Notre Dame	2000-02	2	31	77	2.48
Charles Smith	Pittsburgh	1984-88	4	64	158	2.47
Marcus Douthit	Providence	2000-04	4	63	151	2.39
Rony Seikaly	Syracuse	1984-88	4	64	151	2.36
Carson Desrosiers	Providence	2013-15	2	33	76	2.30
Derrick Coleman	Syracuse	1986-90	4	64	146	2.28
Eric Mobley	Pittsburgh	1991-94	3	53	119	2.25
Hamady Ndiaye	Rutgers	2006-10	4	70	157	2.24
Constantin Popa	Miami	1991-95	4	72	160	2.22
Conrad McRae	Syracuse	1989-93	4	60	133	2.22
Ed Pinckney	Villanova	1981-85	4	61	129	2.11
Josh Boone	Connecticut	2003-06	3	47	98	2.09

One-year Players

Eddie Griffin	Seton Hall	2000-01	1	15	61	4.07
Eric Hicks	Cincinnati	2005-06	1	16	53	3.31
Solomon Jones	USF	2005-06	1	16	41	2.56
Andre Drummond	Connecticut	2011-12	1	18	46	2.56
Gregory Echenique	Rutgers	2008-09	1	18	44	2.44

GAMES PLAYED

NAME	SCHOOL	CAREER	YRS.	GP
Mitch Ballock	Creighton	2017-21	4	74
Myles Cale	Seton Hall	2017-	4	73
Nate Watson	Providence	2017-	4	73
Kamar Baldwin	Butler	2016-20	4	72
Alpha Diallo	Providence	2016-20	4	72
Myles Powell	Seton Hall	2016-20	4	72
Eli Cain	DePaul	2015-19	4	72
Toby Hegner	Creighton	2014-18	4	72
Kelan Martin	Butler	2014-18	4	72
Kyron Cartwright	Providence	2014-18	4	72
Khadeen Carrington	Seton Hall	2014-18	4	72
Angel Delgado	Seton Hall	2014-18	4	72
J.P. Macura	Xavier	2014-18	4	72
Josh Hart	Villanova	2013-17	4	72
Kris Jenkins	Villanova	2013-17	4	72
Ryan Arcidiacono	Villanova	2012-16	4	72
LaDontae Henton	Providence	2011-15	4	72
JayVaughn Pinkston	Villanova	2011-15	4	72
Nate Lubick	Georgetown	2010-14	4	72
Brandon Young	DePaul	2010-14	4	72
Kadeem Batts	Providence	2010-14	4	72
Peyton Siva	Louisville	2010-13	4	72
Toarlyn Fitzpatrick	USF	2010-13	4	72
Brandon Triche	Syracuse	2010-13	4	72
Dane Miller	Rutgers	2010-13	4	72
Darryl Bryant	West Virginia	2008-12	4	72
Jason Clark	Georgetown	2008-12	4	72
Jordan Theodore	Seton Hall	2008-12	4	72
John Flowers	West Virginia	2007-11	4	72
Paris Horne	St. John's	2007-11	4	72
Justin Burrell	St. John's	2007-11	4	72
Corey Fisher	Villanova	2007-11	4	72
D.J. Kennedy	St. John's	2007-11	4	72
Rashad Bishop	Cincinnati	2007-11	4	72
Mike Coburn	Rutgers	2007-11	4	72
Gilbert Brown	Pittsburgh	2007-11	4	72
Rick Jackson	Syracuse	2007-11	4	72
Antonio Pena	Villanova	2007-11	4	72
Kevin Jones	West Virginia	2007-11	4	72

GAMES STARTED

NAME	SCHOOL	CAREER	YRS.	GS
Eli Cain	DePaul	2015-19	4	72
Brandon Triche	Syracuse	2010-13	4	72
Kamar Baldwin	Butler	2016-20	4	71
Angel Delgado	Seton Hall	2014-18	4	71
Ryan Arcidiacono	Villanova	2012-16	4	71
Brandon Young	DePaul	2010-14	4	71
Markus Howard	Marquette	2016-20	4	70
D.J. Kennedy	St. John's	2007-11	4	70

MINUTES PLAYED

NAME	SCHOOL	CAREER	YRS.	GP	MP
LaDontae Henton	Providence	2011-15	4	72	2660
Tory Jackson	Notre Dame	2006-10	4	69	2510
Vincent Council	Providence	2010-13	4	71	2498
Chris Thomas	Notre Dame	2001-05	4	64	2487
D. Smith-Rivera	Georgetown	2012-16	4	71	2452
D'Angelo Harrison	St. John's	2011-15	4	69	2447
Deonta Vaughn	Cincinnati	2006-10	4	69	2401
Eli Cain	DePaul	2015-19	4	72	2395
Kamar Baldwin	Butler	2016-20	4	72	2393
Bryce Cotton	Providence	2010-14	4	71	2385
Ryan Arcidiacono	Villanova	2012-16	4	72	2364
Mitch Ballock	Creighton	2017-21	4	74	2340
Gerry McNamara	Syracuse	2002-06	4	64	2336
Chris Howard	USF	2006-10	4	68	2335
Angel Delgado	Seton Hall	2014-18	4	72	2333
Jeremy Hazell	Seton Hall	2007-11	4	68	2330
Brandon Young	DePaul	2010-14	4	72	2317
Myles Powell	Seton Hall	2016-20	4	72	2303
Khadeen Carrington	Seton Hall	2014-18	4	72	2303
Alpha Diallo	Providence	2016-20	4	72	2299

2007-08	Syracuse	18	702	39.0	617	34.3	4.7
2006-07	Pittsburgh	16	553	34.6	471	29.4	5.1
2005-06	Connecticut	16	713	44.6	556	34.8	9.8
2004-05	Connecticut	16	685	42.8	558	34.9	7.9
2003-04	Connecticut	16	697	43.6	582	36.4	7.2
2002-03	Connecticut	16	667	41.7	580	36.2	5.4
2001-02	Connecticut	16	660	41.2	578	36.1	5.1
2000-01	Georgetown	16	671	41.9	571	35.7	6.2
1999-00	Georgetown	16	672	42.0	614	38.4	3.6
1998-99	Connecticut	18	721	40.1	624	34.7	5.4
1997-98	Connecticut	18	740	41.1	639	35.5	5.6
1996-97	St. John's	18	766	42.6	617	34.3	8.3
1995-96	Connecticut	18	724	40.2	606	33.7	6.5
1994-95	Connecticut	18	717	39.8	624	34.7	5.1
1993-94	Providence	18	705	39.2	605	33.6	5.6
1992-93	Providence	18	716	39.8	594	33.0	6.8
1991-92	Providence	18	729	40.5	612	34.0	6.5
1990-91	Georgetown	16	611	38.2	533	33.3	4.9
1989-90	Georgetown	16	665	41.6	558	34.9	6.7
1988-89	Seton Hall	16	614	38.4	541	33.8	4.6
1987-88	Syracuse	16	625	39.1	525	32.8	6.3
1986-87	Pittsburgh	16	635	39.7	517	32.3	7.4
1985-86	Georgetown	16	620	38.8	533	33.3	5.5
1984-85	Georgetown	16	599	37.4	522	32.6	4.8
1983-84	Georgetown	16	591	36.9	509	31.8	5.1
1982-83	Syracuse	16	629	39.7	572	35.8	3.9
1981-82	Georgetown	14	498	35.6	438	31.3	4.3

2017-18	Marquette	18	196	459	.427
2016-17	Marquette	18	196	437	.449
2015-16	Butler	18	125	318	.393
2014-15	Villanova	18	180	450	.400
2013-14	Creighton	18	173	424	.408
2012-13	Georgetown	18	113	299	.378
2011-12	Seton Hall	18	133	363	.366
2010-11	Notre Dame	18	143	354	.404
2009-10	Georgetown	18	118	295	.400
2008-09	Notre Dame	18	152	391	.389
2007-08	Notre Dame	18	147	361	.407
2006-07	Notre Dame	16	132	348	.379
2005-06	Marquette	16	144	347	.415
2004-05	Notre Dame	16	155	385	.403
2003-04	Connecticut	16	98	251	.390
2002-03	Connecticut	16	90	233	.386
2001-02	Georgetown	16	98	272	.360
2000-01	Rutgers,	16	98	245	.400
	Providence	16	132	330	.400
1999-00	Connecticut	16	89	224	.397
1998-99	Villanova	18	152	392	.388
1997-98	Rutgers	18	124	338	.367
1996-97	Boston College	18	112	298	.376
1995-96	Connecticut	18	131	333	.393
1994-95	Villanova	18	142	345	.412
1993-94	Boston College	18	126	307	.410
1992-93	Boston College	18	101	239	.423
1991-92	Boston College	18	120	290	.414
1990-91	Pittsburgh	16	101	235	.430
1989-90	Georgetown	16	76	190	.400
1988-89	Pittsburgh	16	92	217	.424
1987-88	Boston College	16	87	185	.470
1986-87	Providence	16	129	315	.410

TEAM FIELD GOAL PERCENTAGE

		GP	FGM	FGA	PCT.
2020-21	Creighton	20	562	1186	.474
2019-20	Creighton	18	495	1052	.471
2018-19	DePaul	18	484	1039	.466
2017-18	Villanova	18	572	1119	.511
2016-17	Creighton	18	533	1078	.494
2015-16	Villanova	18	472	1001	.472
2014-15	Villanova	18	441	952	.463
2013-14	Creighton	18	490	982	.499
2012-13	Marquette	18	424	923	.459
2011-12	Marquette	18	464	1018	.456
2010-11	Syracuse	18	468	994	.471
2009-10	Georgetown	18	466	946	.493
2008-09	Syracuse	18	532	1088	.489
2007-08	Louisville	18	460	993	.463
2006-07	Georgetown	16	383	758	.505
2005-06	Connecticut	16	445	959	.464
2004-05	Syracuse	16	435	913	.476
2003-04	Pittsburgh	16	402	857	.469
2002-03	Pittsburgh	16	406	816	.498
2001-02	Connecticut	16	438	917	.478
2000-01	Villanova	16	401	849	.472
1999-00	Syracuse	16	419	891	.470
1998-99	Miami	18	475	966	.492
1997-98	Connecticut	18	493	1082	.456
1996-97	West Virginia	18	522	1131	.462
1995-96	Connecticut	18	515	1075	.479
1994-95	Syracuse	18	540	1085	.498
1993-94	Connecticut	18	510	1070	.477
1992-93	St. John's	18	479	1014	.472
1991-92	Pittsburgh	18	455	1004	.453
1990-91	Seton Hall	16	395	839	.471
1989-90	Providence	16	452	962	.470
1988-89	Syracuse	16	499	972	.513
1987-88	St. John's	16	418	829	.504
1986-87	Syracuse	16	472	935	.505
1985-86	St. John's	16	477	913	.522
1984-85	St. John's	16	448	855	.524
1983-84	Syracuse	16	504	934	.540
1982-83	Syracuse	16	518	1002	.517
1981-82	Villanova	14	357	679	.526
1980-81	Connecticut	14	360	689	.522
1979-80	Connecticut	6	181	331	.547

TEAM THREE-POINT FIELD GOAL PERCENTAGE

		GP	FGM	FGA	PCT.
2020-21	Georgetown	16	130	346	.376
2019-20	Creighton	18	176	446	.395
2018-19	Marquette	18	168	422	.417

TEAM FREE THROW PERCENTAGE

		GP	FTM	FTA	PCT.
2020-21	Villanova	15	211	269	.784
2019-20	Georgetown	18	270	345	.783
2018-19	Marquette	18	263	342	.769
2017-18	Marquette	18	228	284	.803
2016-17	Villanova	18	270	338	.799
2015-16	Villanova	18	306	381	.803
2014-15	Xavier	18	292	390	.749
2013-14	Providence	18	337	441	.764
2012-13	Connecticut	18	271	364	.745
2011-12	Villanova	18	315	419	.752
2010-11	USF	18	248	334	.743
2009-10	Marquette	18	256	337	.760
2008-09	West Virginia	18	231	311	.743
2007-08	Connecticut	18	344	457	.753
2006-07	Villanova	16	263	342	.769
2005-06	Villanova	16	262	343	.764
2004-05	West Virginia	16	215	274	.785
2003-04	Villanova	16	231	301	.767
2002-03	Providence	16	274	347	.790
2001-02	Miami	16	275	336	.818
2000-01	Providence	16	281	379	.741
1999-00	Miami	16	236	314	.752
1998-99	Villanova	18	275	370	.743
1997-98	Syracuse	18	326	458	.712
1996-97	Boston College	18	294	414	.710
1995-96	Connecticut	18	274	365	.751
1994-95	Connecticut	18	276	361	.765
1993-94	Connecticut	18	325	445	.730
1992-93	Seton Hall	18	408	535	.763
1991-92	Villanova	18	408	532	.767
1990-91	Seton Hall	16	307	405	.758
1989-90	Seton Hall	16	268	360	.744
1988-89	Seton Hall	16	365	477	.776
1987-88	Boston College	16	229	303	.756
1986-87	Providence	16	298	376	.793
1985-86	St. John's	16	276	366	.754
1984-85	Connecticut	16	220	288	.764
1983-84	Boston College	16	313	413	.758
1982-83	St. John's	16	368	465	.791
1981-82	St. John's	14	293	379	.773
1980-81	Connecticut	14	234	294	.796
1979-80	Boston College	6	116	159	.730

Individual Annual Leaders

INDIVIDUAL SCORING

		GP	FG	3FG	FT	PTS.	AVG.
2020-21	Julian Champagnie, SJU	19	119	50	83	371	19.5
2019-20	Markus Howard, MU	18	155	75	132	517	28.7
2018-19	Markus Howard, MU	18	136	63	113	448	24.9
2017-18	Kelan Martin, BU	18	144	58	78	424	23.6
2016-17	Josh Hart, VU	18	119	37	52	327	18.2
2015-16	Ben Bentil, PC	18	128	30	127	413	22.9
2014-15	LaDontae Henton, PC	18	116	36	94	362	20.1
2013-14	Doug McDermott, CU	18	180	50	88	498	27.7
2012-13	Bryce Cotton, PC	18	101	56	72	330	18.3
2011-12	Kevin Jones, WVU	18	129	20	64	342	19.0
2010-11	Marshon Brooks, PC	18	162	37	107	468	26.0
2009-10	Dominique Jones, USF	18	125	27	140	417	23.2
2008-09	Luke Harangody, ND	18	176	8	94	454	25.2
2007-08	Luke Harangody, ND	18	155	3	106	419	23.3
2006-07	Herbert Hill, PC	16	135	0	49	319	19.9
2005-06	Quincy Douby, RU	16	148	60	76	432	27.0
2004-05	Ryan Gomes, PC	16	136	28	71	371	23.2
2003-04	Bryant Matthews, VT	16	120	23	81	344	21.5
2002-03	Troy Bell, BC	16	124	62	134	444	27.8
2001-02	Marcus Hatten, STJ	16	115	27	100	357	22.3
2000-01	Troy Murphy, ND	16	124	14	102	364	22.8
1999-00	Troy Murphy, ND	16	114	11	108	347	21.7
1998-99	Richard Hamilton, UConn	17	123	38	92	376	22.1
1997-98	Pat Garrity, ND	18	144	25	120	433	24.1
1996-97	Victor Page, GU	18	142	49	85	418	23.2
1995-96	Allen Iverson, GU	18	147	46	117	457	25.4
1994-95	Kerry Kittles, VU	18	154	50	59	417	23.2
1993-94	Donyell Marshall, UConn	18	159	26	118	462	25.7
1992-93	Terry Dehere, SHU	18	118	49	114	399	22.2
1991-92	Chris Smith, UConn	18	129	49	91	398	22.1
1990-91	Eric Murdock, PC	16	135	36	129	435	27.2
1989-90	Mark Tillmon, GU	16	116	35	78	345	21.6
1988-89	Dana Barros, BC	16	116	54	85	371	23.2
1987-88	Dana Barros, BC	16	115	48	72	350	21.9
1986-87	Reggie Williams, GU	16	130	40	68	368	23.0
1985-86	Walter Berry, STJ	16	141	—	77	359	22.4
1984-85	Andre McCloud, SHU	16	124	—	80	328	20.5
1983-84	Chris Mullin, STJ	16	145	—	108	398	24.9
1982-83	Clyde Vaughan, Pitt	16	135	—	82	352	22.0
1981-82	Dan Callandrillo, SHU	14	142	—	100	384	27.4
1980-81	John Bagley, BC	14	103	—	99	305	21.8
1979-80	Louie Orr, SYR	6	46	—	31	123	20.5

REBOUNDING

		GP	REB.	AVG.
2020-21	Zach Freemantle, XU	13	124	9.5
2019-20	Tyrique Jones, XU	18	217	12.1
2018-19	Paul Reed, DPU	18	162	9.0
2017-18	Angel Delgado, SHU	18	214	11.9
2016-17	Angel Delgado, SHU	18	253	14.1
2015-16	Henry Ellenson, MU	18	175	9.7
2014-15	Angel Delgado, SHU	18	192	10.7
2013-14	Kameron Woods, BU	18	141	8.3
2012-13	Gorgui Dieng, UL	18	195	10.8
2011-12	Kevin Jones, WVU	18	121	10.9
2010-11	Rick Jackson, SYR	18	178	9.9
2009-10	Herb Pope, SHU	18	199	11.1
2008-09	Luke Harangody, ND	18	159	12.8
2007-08	Luke Harangody, ND	18	203	11.3
2006-07	Kentrell Gransberry, USF	16	181	11.3
2005-06	Aaron Gray, PITT	16	169	10.6
2004-05	Charlie Villanueva, UConn	16	144	9.0
2003-04	Emeka Okafor, UConn	16	185	11.6
2002-03	Mike Sweetney, GU	16	182	11.4
2001-02	Ryan Humphrey, ND	16	181	11.3
2000-01	Michael Bradley, VU	16	173	10.8
1999-00	Troy Murphy, ND	16	165	10.3
1998-99	Troy Murphy, ND	15	154	10.3
1997-98	Issac Hawkins, PITT	18	174	9.7
1996-97	Ya Ya Dia, GU	18	198	11.0
1995-96	Danya Abrams, BC	18	182	10.1
1994-95	Jerome Williams, GU	18	179	9.9
1993-94	Michael Smith, PC	18	220	12.2
1992-93	Michael Smith, PC	18	211	11.7
1991-92	Michael Smith, PC	18	199	11.1
1990-91	Dikembe Mutombo, GU	16	196	12.3
1989-90	Derrick Coleman, SYR	16	191	11.9
1988-89	Derrick Coleman, SYR	16	184	11.5
1987-88	Jerome Lane, PITT	16	185	11.6
1986-87	Jerome Lane, PITT	16	224	14.0
1985-86	Harold Pressley, VU	16	174	10.9
1984-85	Patrick Ewing, GU	16	161	10.1
1983-84	Otis Thorpe, PC	16	172	10.9
1982-83	Patrick Ewing, GU	16	166	10.4
1981-82	Corny Thompson, UConn	14	128	9.1
1980-81	Dan Schayes, SYR	14	137	9.8
1979-80	Roosevelt Bouie, SYR	6	59	9.8



Markus Howard, Marquette



Tyrique Jones, Xavier

Individual Annual Leaders

FIELD GOAL PERCENTAGE

		GP	FGM	FGA	PCT.
2020-21	Christian Bishop, CU	20	85	130	.654
2019-20	Romaro Gill, SHU	18	66	104	.635
2018-19	Zach Hankins, XU	18	83	128	.648
2017-18	Tyler Wideman, BU	18	59	90	.656
2016-17	Justin Patton, CU	18	108	163	.663
2015-16	Geoffrey Groselle, CU	18	61	93	.656
2014-15	Daniel Ochefu, VU	18	60	90	.667
2013-14	Doug McDermott, CU	18	180	333	.541
2012-13	Nate Lubick, GU	18	56	95	.589
2011-12	Jack Cooley, ND	18	101	163	.620
2010-11	Gary McGhee, Pitt	18	59	95	.621
2009-10	Arinze Onuaku, SYR	18	92	136	.676
2008-09	DeJuan Blair, Pitt	18	118	207	.570
2007-08	Arinze Onuaku, SYR	18	94	152	.618
2006-07	Roy Hibbert, GU	16	79	111	.712
2005-06	Aaron Gray, PITT	16	95	166	.572
2004-05	Josh Pace, SYR	16	80	132	.606
2003-04	Emeka Okafor, UConn	16	123	204	.603
2002-03	Emeka Okafor, UConn	16	106	181	.586
2001-02	Ryan Gomes, PC	16	83	157	.529
2000-01	Michael Bradley, VU	16	140	207	.676
1999-00	Etan Thomas, SYR	16	80	141	.567
1998-99	Troy Murphy, ND	15	100	199	.503
1997-98	Mario Bland, UM	18	90	145	.621
1996-97	Otis Hill, SYR	18	111	201	.552
1995-96	Otis Hill, SYR	18	93	163	.571
1994-95	John Wallace, SYR	18	116	195	.595
1993-94	Othella Harrington, GU	18	99	171	.579
1992-93	Shawnelle Scott, STJ	17	100	173	.578
1991-92	Alonzo Mourning, GU	18	108	196	.551
1990-91	Marques Bragg, PC	16	82	136	.603
1989-90	Michael Cooper, SHU	16	86	156	.551
1988-89	Stephen Thompson, SYR	16	112	184	.609
1987-88	Derrick Coleman, SYR	16	85	146	.582
1986-87	Derrick Coleman, SYR	16	80	132	.606
1985-86	Dwayne Washington, SYR	16	107	194	.552
1984-85	Patrick Ewing, GU	16	98	164	.598
1983-84	Patrick Ewing, GU	16	107	165	.648
1982-83	Otis Thorpe, PC	16	117	182	.643
1981-82	David Russell, STJ	14	81	147	.551
1980-81	Chuck Aleksinas, UConn	14	73	123	.593
1979-80	Roosevelt Bouie, SYR	6	38	56	.678

THREE-POINT FIELD GOAL PERCENTAGE

		GP	FGM	FGA	PCT.
2020-21	Greg Williams, Jr., SJU	17	20	42	.476
2019-20	Saddiq Bey, VU	18	59	122	.484
2018-19	Joey Hauser, MU	18	28	82	.452
2017-18	Sam Hauser, MU	18	51	95	.537
2016-17	Markus Howard, MU	18	55	96	.573
2015-16	Kellen Dunham, BU	18	49	99	.495
2014-15	Phil Greene IV, STJ	18	44	96	.458
2013-14	Doug McDermott, CU	18	50	108	.463
2012-13	Eric Atkins, ND	18	31	69	.449
2011-12	Hollis, Thompson, GU	18	32	72	.444
2010-11	Ashton Gibbs, Pitt	15	49	101	.485
2009-10	Austin Freeman, GU	17	41	79	.519
2008-09	Sharaud Curry, PC	18	37	82	.451
2007-08	Kyle McAlarney, ND	18	62	134	.463
2006-07	Scottie Reynolds, VU	16	43	100	.430
2005-06	Ronald Ramon, PITT	16	32	63	.508
2004-05	Chris Quinn, ND	16	43	83	.518
2003-04	Allan Ray, VU	16	50	117	.427
2002-03	Brian Chase, VT	14	28	60	.467
2001-02	Brian Chase, VT	16	38	94	.404
2000-01	Lionel Armstead, WVU	14	32	69	.464
1999-00	Albert Mouring, UConn	16	43	85	.506
1998-99	Chuck Moore, SHU	18	35	73	.479
1997-98	Donnell Williams, SHU	16	36	79	.456
1996-97	Vonteego Cummings, PITT	18	28	63	.444
1995-96	Garrick Thomas, PITT	17	33	63	.524
1994-95	Kerry Kittles, VU	18	50	111	.450
1993-94	Howard Easley, BC	18	53	103	.515

1992-93	Jake Morton, UM	18	34	80	.425
1991-92	Arturas Karnishovas, SHU	17	26	50	.520
1990-91	Greg Woodard, VU	16	38	80	.475
1989-90	Mark Tillmon, GU	16	35	77	.455
1988-89	Jason Matthews, PITT	16	36	69	.522
1987-88	Jamie Benton, BC	16	25	50	.500
1986-87	Mark Jackson, STJ	16	38	77	.494
	Ernie Lewis, PC	16	55	114	.482

FREE THROW PERCENTAGE

(minimum 2.5 made per game)

		GP	FTM	FTA	PCT.
2020-21	Jared Rhoden, SHU	19	59	65	.909
2019-20	Denzel Mahoney, CU	18	53	59	.898
2018-19	Sam Hauser, MU	18	42	43	.977
2017-18	Andrew Rowsey, MU	18	77	83	.928
2016-17	Andrew Rowsey, MU	18	58	62	.935
2015-16	Federico Mussini, STJ	18	41	47	.872
2014-15	Myles Davis, XU	18	68	77	.883
2013-14	D'Angelo Harrison, STJ	18	92	102	.902
2012-13	LaDontae Henton, PC	18	52	59	.881
2011-12	Maalik Wayns, VU	15	66	72	.917
2010-11	Ashton Gibbs, Pitt	15	43	46	.935
2009-10	Sharaud Curry, PC	18	78	89	.876
2008-09	Sharaud Curry, PC	18	55	63	.873
2007-08	Craig Austrie, UConn	18	49	54	.907
2006-07	Jonathan Wallace, GU	16	47	53	.887
2005-06	Steve Novak, MU	16	50	52	.962
2004-05	Gerry McNamara, SYR	16	53	59	.898
2003-04	Gerry McNamara, SYR	16	53	57	.930
2002-03	Gerry McNamara, SYR	16	53	55	.964
2001-02	Gary Buchanan, VU	16	57	62	.919
2000-01	Gary Buchanan, VU	16	56	60	.933
1999-00	Khalid El-Amin, UConn	16	57	61	.934
1998-99	Rimas Kaukenas, SHU	18	55	64	.859
1997-98	Richard Hamilton, UConn	18	82	93	.882
1996-97	Austin Croshere, PC	18	84	90	.933
1995-96	Geoff Billet, RU	18	48	52	.923
1994-95	Donny Marshall, UConn	17	57	66	.864
1993-94	Howard Easley, BC	18	62	75	.827
1992-93	Bill Curley, BC	18	90	105	.857
1991-92	Sean Miller, Pitt	18	76	82	.927
1990-91	Sean Miller, Pitt	16	48	52	.923
1989-90	Jason Matthews, Pitt	16	80	88	.909
1988-89	Jason Matthews, Pitt	16	80	87	.920
1987-88	Tate George, UConn	16	45	50	.900
1986-87	Dana Barros, BC	16	51	56	.911
1985-86	Harold Jensen, VU	16	44	51	.863
1984-85	Earl Kelley, UConn	16	63	70	.900
1983-84	Chris Mullin, STJ	16	108	118	.915
1982-83	Chris Mullin, STJ	16	96	108	.889
1981-82	Dan Callandrillo, SHU	14	100	121	.826
1980-81	Dan Schayes, SYR	14	85	97	.876
1979-80	Vin Caraher, BC	6	16	17	.941

ASSISTS

		GP	AST.	AVG.
2020-21	David Duke, PC	19	99	5.2
2019-20	Quincy McKnight, SHU	18	114	6.3
2018-19	James Akinjo, GU	18	108	6.0
2017-18	Kyron Cartwright, PC	18	105	5.8
2016-17	Kyron Cartwright, PC	18	112	6.2
2015-16	Maurice Watson Jr., CU	18	121	6.7
2014-15	Kris Dunn, PC	18	139	7.7
2013-14	Bryce Cotton, PC	18	109	6.1
2012-13	Vincent Council, PC	18	130	7.2
2011-12	Vincent Council, PC	17	136	8.0
2010-11	Scoop Jardine, SYR	18	109	6.1
2009-10	Tory Jackson, ND	18	101	5.6
2008-09	Levance Fields, Pitt	18	147	8.2
2007-08	Tory Jackson, ND	18	107	5.9
2006-07	Tory Jackson, ND	16	96	6.0
2005-06	Marcus Williams, UConn	16	137	8.6
2004-05	Marcus Williams, UConn	16	134	8.4
2003-04	Taliek Brown, UConn	16	108	6.8
2002-03	Chris Thomas, ND	16	108	6.8

Individual Annual Leaders

ASSISTS (CONTINUED)

	GP	AST.	AVG.	
2001-02	Chris Thomas, ND	16	130	8.1
2000-01	Omar Cook, STJ	16	135	8.44
1999-00	Vernon Jennings, UM	16	111	6.9
1998-99	Vernon Jennings, UM	18	109	6.1
1997-98	Shaheen Holloway, SHU	18	119	6.6
1996-97	God Shammgod, PC	18	123	6.8
1995-96	Lazarus Sims, SYR	18	141	7.8
1994-95	Kevin Ollie, UConn	18	107	5.9
1993-94	Abdul Abdullah, PC	18	131	7.3
1992-93	David Cain, STJ	18	133	7.4
1991-92	Sean Miller, Pitt	18	126	7.0
1990-91	Jason Buchanan, STJ	16	95	5.9
1989-90	Darelle Porter, PITT	16	121	7.6
1988-89	Sherman Douglas, SYR	16	137	8.6
1987-88	Sherman Douglas, SYR	16	141	8.8
1986-87	Sherman Douglas, SYR	16	118	7.4
1985-86	Mark Jackson, STJ	16	150	9.4
1984-85	Dwayne Washington, SYR	16	91	5.7
1983-84	Dwayne Washington, SYR	16	110	6.9
1982-83	Ricky Tucker, PC	16	101	6.3
1981-82	Stewart Granger, VU	14	79	5.6
1980-81	Stewart Granger, VU	14	81	5.8
1979-80	Eddie Moss, SYR	6	39	6.5

STEALS

	GP	STLS.	AVG.	
2020-21	Posh Alexander, SJU	17	42	2.5
2019-20	Paul Reed, DPU	15	31	2.1
2018-19	Shamorie Ponds, STJ	17	44	2.6
2017-18	Justin Simon, STJ	18	46	2.6
2016-17	Shamorie Ponds, STJ	18	42	2.3
2015-16	Kris Dunn, PC	18	44	2.4
2014-15	Kris Dunn, PC	18	50	2.8
2013-14	Fuquan Edwin, SHU	18	38	2.4
2012-13	Michael Carter-Williams, SU	18	48	2.7
2011-12	Jae Crowder, MU	18	53	2.9
2010-11	Jeremy Hazell, SHU	14	34	2.4
2009-10	Mac Koshwal, DPU	14	30	2.1
2008-09	Paul Gause, SHU	18	46	2.56
2007-08	Jeff Xavier, PC	18	49	2.72
2006-07	Paul Gause, SHU	16	43	2.69
2005-06	Kyle Lowry, VU	16	39	2.44
2004-05	Gerry McNamara, SYR	16	36	2.25
2003-04	Bryant Matthews, VT	16	42	2.62
2002-03	Marcus Hatten, STJ	16	45	2.8
2001-02	John Linehan, PC	16	77	4.8
2000-01	John Linehan, PC	16	53	3.3
1999-00	Erick Barkley, STJ	16	47	3.6
1998-99	John Linehan, PC	18	60	3.3
1997-98	Kellii Taylor, Pitt	18	54	3.0
1996-97	Kellii Taylor, Pitt	18	54	3.0
1995-96	Allen Iverson, GU	18	67	3.7
1994-95	Allen Iverson, GU	18	64	3.6
1993-94	Kerry Kittles, VU	18	54	3.0
1992-93	Joey Brown, GU	17	44	2.6
1991-92	Jerome Scott, UM	18	43	2.4
1990-91	Scott Burrell, UConn	16	56	3.5
1989-90	Nadav Henefeld, UConn	16	59	3.7
1988-89	Eric Murdock, PC	16	54	3.4
1987-88	Eric Murdock, PC	16	55	3.4
1986-87	Billy Donovan, PC	16	31	1.9
	Reggie Williams, GU	16	31	1.9
1985-86	Harold Starks, PC	12	37	3.1
1984-85	Michael Adams, BC	16	41	2.6
1983-84	Michael Adams, BC	16	43	2.7
1982-83	Michael Adams, BC	16	51	3.2
1981-82	Dan Callandrillo, SHU	14	30	2.1
1980-81	Eddie Moss, SYR	14	34	2.4
1979-80	Bob Dulin, UConn	6	20	3.3

BLOCKED SHOTS

	GP	BLKS	AVG.	
2020-21	Ike Obiagu, SHU	19	51	2.7
2019-20	Romaro Gill, SHU	18	61	3.4
2018-19	Theo John, MU	18	39	2.2
2017-18	Tariq Owens, STJ	18	48	2.7
2016-17	Tariq Owens, STJ	18	33	1.9
2015-16	Kassoum Yakwe, STJ	18	51	2.8
2014-15	Chris Obekpa, STJ	16	48	3.0
2013-14	Carson Desrosiers, PC	17	38	2.2
2012-13	Chris Obekpa, St. John's	18	60	3.3
2011-12	Fab Melo, SYR	15	56	3.7
2010-11	Rick Jackson, SYR	18	51	2.8
2009-10	Hamady Ndiaye, RU	18	69	3.8
2008-09	Hasheem Thabeet, UConn	18	89	4.9
2007-08	Hasheem Thabeet, UConn	18	94	5.2
2006-07	Hasheem Thabeet, UConn	16	60	3.8
2005-06	Hilton Armstrong, UConn	16	68	4.3
2004-05	Jason Fraser, VU	13	36	2.8
2003-04	Emeka Okafor, UConn	16	66	4.1
2002-03	Emeka Okafor, UConn	16	71	4.4
2001-02	Emeka Okafor, UConn	16	70	4.4
2000-01	Eddie Griffin, SHU	15	61	4.1
1999-00	Samuel Dalembert, SHU	16	63	3.9
1998-99	Etan Thomas, SYR	18	74	4.1
1997-98	Etan Thomas, SYR	18	77	4.3
1996-97	Jason Lawson, VU	18	61	3.4
1995-96	Jason Lawson, VU	17	53	3.1
1994-95	Jason Lawson, VU	18	52	2.9
1993-94	Donyell Marshall, UConn	18	56	3.1
1992-93	Conrad McRae, SYR	18	59	3.3
1991-92	Alonzo Mourning, GU	18	93	5.2
1990-91	Dikembe Mutombo, GU	16	73	4.6
1989-90	Dikembe Mutombo, GU	16	69	4.3
1988-89	Alonzo Mourning, GU	16	71	4.4
1987-88	Tom Greis, VU	16	43	2.7
1986-87	Charles Smith, PITT	16	49	3.1
1985-86	Harold Pressley, VU	16	52	3.3
1984-85	Patrick Ewing, GU	16	74	4.6
1983-84	Patrick Ewing, GU	16	65	4.1
1982-83	Patrick Ewing, GU	16	53	3.3
1981-82	Patrick Ewing, GU	14	55	3.9
1980-81	Dan Schayes, SYR	14	34	2.4
1979-80	Burnett Adams, BC	6	10	1.7



Emeka Okafor, Connecticut

BIG EAST Coaching Records

BIG EAST All-Time Winningest Coaches By Victories (Regular Season & Tournament)

COACH, TEAM	WON	LOST	PCT.	YEARS	TOURNAMENT (ONLY)		COACH, TEAM	WON	LOST	PCT.	YEARS	TOURNAMENT			
Jim Boeheim, Syracuse	416	221	.653	34	50	29	.633	Seth Greenberg, Virginia Tech	8	10	.444	1	1	1	.500
Jim Calhoun, Connecticut *	309	181	.631	26	35	19	.648	Mike Dunlap, St. John's *	6	13	.316	1	0	1	.000
Jay Wright, Villanova	252	128	.663	20	24	15	.615	Gordon Chiesa, Providence	5	12	.294	1	0	1	.000
John Thompson, Georgetown	231	123	.653	20	33	13	.717	Bill Raftery, Seton Hall	5	17	.227	2	0	2	.000
Mike Brey, Notre Dame	146	100	.593	13	10	13	.435	Brandon Miller, Butler	4	15	.211	1	0	1	.000
John Thompson III, Georgetown	146	109	.573	13	15	12	.556	Gary Walters, Providence	4	19	.174	2	1	2	.333
Lou Carnesecca, St. John's	139	80	.635	13	12	11	.522	Robert McCullum, USF	4	28	.125	2	0	0	-
Jamie Dixon, Pittsburgh	127	66	.658	10	12	9	.571	Hoddy Mahon, Seton Hall	2	13	.133	1	0	1	.000
Rick Pitino, PC/Louisville	126	67	.653	10	15	7	.682	Kevin Clark, St. John's	1	15	.063	1	0	0	-
Rollie Massimino, Villanova	123	92	.572	12	13	12	.520	Tracy Webster, DePaul	1	16	.059	0	0	1	.000
Kevin Willard, Seton Hall	105	114	.479	11	11	9	.550								
Ed Cooley, Providence	100	97	.508	10	8	8	.500								
Steve Lappas, Villanova	97	79	.551	9	10	8	.556								
Greg McDermott, Creighton	90	70	.563	8	7	7	.500								
P.J. Carlesimo, Seton Hall	90	130	.409	12	13	10	.565								
Leonard Hamilton, Miami	77	95	.448	10	5	9	.357								
Paul Evans, Pittsburgh	76	70	.521	8	4	8	.333								
Buzz Williams, Marquette	74	45	.622	6	5	6	.455								
Jim O'Brien, Boston College	74	133	.357	11	9	10	.474								
Al Skinner, Boston College	74	72	.507	8	8	7	.533								
Tim Welsh, Providence	72	101	.416	10	1	9	.100								
Chris Mack, Xavier	64	38	.627	5	7	5	.583								
Mick Cronin, Cincinnati	63	73	.463	7	6	6	.500								
Mike Jarvis, St. John's	57	36	.613	5	7	4	.636								
Steve Wojciechowski, Marquette	55	62	.470	6	4	5	.444								
Bob Huggins, West Virginia	52	30	.634	4	7	3	.700								
Rick Barnes, Providence	52	60	.464	6	5	5	.500								
Gale Catlett, West Virginia	49	78	.386	7	1	6	.143								
Craig Esherick, Georgetown	46	59	.438	6	5	6	.455								
Ben Howland, Pittsburgh	43	29	.597	4	8	3	.727								
Steve Lavin, St. John's *	41	37	.532	4	1	4	.200								
John Beilein, West Virginia	41	45	.477	5	4	5	.444								
Louis Orr, Seton Hall	39	46	.459	5	1	5	.167								
Pete Gillen, Providence	38	43	.469	4	5	4	.556								
Dom Perno, Connecticut	38	68	.358	7	1	7	.125								
Stan Heath, USF	37	79	.319	6	3	5	.375								
LaVall Jordan, Butler	36	43	.456	4	2	3	.400								
Tommy Amaker, Seton Hall	35	39	.473	4	4	4	.500								
Tom Crean, Marquette	34	22	.607	3	3	3	.500								
Chris Holtmann, Butler	34	23	.596	3	0	3	.000								
Norm Roberts, St. John's	34	73	.318	5	2	3	.400								
Ralph Willard, Pittsburgh	33	64	.340	5	2	5	.286								
Gary Williams, Boston College	33	37	.471	4	3	5	.375								
Brian Mahoney, St. John's	31	47	.397	4	2	4	.333								
Patrick Ewing, Georgetown	29	52	.358	4	4	4	.500								
Bobby Gonzalez, Seton Hall	29	46	.387	4	2	3	.400								
Gary Waters, Rutgers	29	55	.345	5	2	4	.333								
Kevin Bannon, Rutgers	27	46	.370	4	3	3	.500								
Perry Clark, Miami	27	41	.397	4	1	3	.250								
John MacLeod, Notre Dame	27	49	.355	4	0	4	.000								
Roy Chipman, Pittsburgh	26	42	.382	4	0	4	.000								
Travis Steele, Xavier	24	29	.453	3	1	3	.250								
Dave Leitao, DePaul	23	89	.206	6	2	5	.286								
Chris Mullin, St. John's	23	56	.291	4	3	4	.427								
Fran Fraschilla, St. John's	22	17	.564	2	1	2	.333								
George Blaney,															
Seton Hall/UConn*	22	39	.361	3	0	3	.000								
Tom Davis, Boston College	21	17	.553	3	1	3	.250								
Jerry Wainwright, DePaul	21	53	.284	5	1	2	.333								
Keno Davis, Providence	19	39	.328	3	1	3	.250								
Mike Rice, Rutgers	18	41	.305	3	2	3	.400								
Mike Anderson, St. John's	16	23	.410	2	1	1	.500								
Oliver Purnell, DePaul	16	80	.167	5	1	5	.167								
Joe Mullaney, Providence	16	52	.235	4	2	4	.333								
Fred Hill, Rutgers	13	59	.181	4	0	2	.000								
Dan Hurley, Connecticut	12	7	.632	1	1	1	.500								
Bob Wenzel, Rutgers	11	27	.289	2	0	2	.000								
Ricky Stokes, Virginia Tech	10	38	.208	3	0	0	-								
Matt Doherty, Notre Dame	9	9	.500	1	1	1	.500								
Andy Kennedy, Cincinnati	8	9	.471	1	0	1	.000								



John Thompson, Georgetown



Lou Carnesecca, St. John's

*Active coaches in bold. Overall records include BIG EAST Tournament games**

** George Blaney coached three BIG EAST games in 2011-12 for Connecticut in place of Jim Calhoun. Mike Dunlap coached St. John's during the BIG EAST portion of the 2011-12 season in place of Steve Lavin.*

Championship Results

2021 (MADISON SQUARE GARDEN)

First round: No. 8 Georgetown 68, No. 9 Marquette 49; No. 10 Butler 70, No. 7 Xavier 69.

Quarterfinals: No. 8 Georgetown 72, No. 1 Villanova 71, No. 5 Seton Hall 77, No. 4 St. John's 69 OT; No. 2 Creighton 87, No. 10 Butler 56; No. 3 UConn 94, No. 11 DePaul 60.

Semifinals: No. 8 Georgetown 66, No. 5 Seton Hall 58; No. 2 Creighton 59, No. 3 UConn 56.

Final: No. 8 Georgetown 73, No. 2 Creighton 48

All-Tournament Team: Jahvon Blair (Georgetown), Qudus Wahab (Georgetown), Marcus Zegarowski (Creighton), Adama Sanogo (UConn), Jared Rhoden (Seton Hall).

Dave Gavitt Trophy: Dante Harris (Georgetown)

2020 (MADISON SQUARE GARDEN)

First round: No. 9 St. John's 75, No. 8 Georgetown 62. No. 10 DePaul 71, No. 7 Xavier 67.

All subsequent rounds canceled.

2019 (MADISON SQUARE GARDEN)

First round: No. 8 Providence 80, No. 9 Butler 57; No. 7 St. John's 82, No. 10 DePaul 74.

Quarterfinals: No. 1 Villanova 73, No. 8 Providence 62; No. 4 Xavier 63, No. 5 Creighton 61; No. 2 Marquette 86, No. 7 St. John's 54; No. 3 Seton Hall 73, No. 6 Georgetown 57.

Semifinals: No. 1 Villanova 71, No. 4 Xavier 67 (ot); No. 3 Seton Hall 81, No. 2 Marquette 79.

Final: Villanova 74, Seton Hall 72.

All-Tournament Team: Eric Paschall (Villanova), Myles Powell (Seton Hall), Quincy McKnight (Seton Hall), Markus Howard (Marquette), Paul Scruggs (Xavier).

Dave Gavitt Trophy: Phil Booth (Villanova)

2018 (MADISON SQUARE GARDEN)

First round: No. 9 St. John's 88, No. 8 Georgetown 77; No. 7 Marquette 72, No. 10 DePaul 69.

Quarterfinals: No. 1 Xavier 88, No. 9 St. John's 60; No. 5 Providence 72, No. 4 Creighton 68 (ot), No. 2 Villanova 94, No. 7 Marquette 70; No. 6 Butler 75, No. 3 Seton Hall 74.

Semifinals: No. 2 Villanova 87, No. 6 Butler 68; No. 5 Providence 75, No. 1 Xavier 72 (ot)

Final: No. 2 Villanova 76, No. 5 Providence 66 (ot)

All-Tournament Team: Jalen Brunson (Villanova), Kyron Cartwright (Providence), Alpha Diallo (Providence), Trevon Blueitt (Xavier), Kamar Baldwin (Butler).

Dave Gavitt Trophy: Mikal Bridges (Villanova)

2017 (MADISON SQUARE GARDEN)

First round: No. 8 St. John's 74, No. 9 Georgetown 73; No. 7 Xavier 75, No. 10 DePaul 64.

Quarterfinals: No. 1 Villanova 108, No. 8 St. John's 67; No. 5 Seton Hall 82, No. 4 Marquette 76; No. 7 Xavier 62, No. 2 Butler 57; No. 6 Creighton 70, No. 3 Providence 58.

Semifinals: No. 1 Villanova 55, No. 5 Seton Hall 53; No. 6 Creighton 75, No. 7 Xavier 72

Final: No. 1 Villanova 74, No. 6 Creighton 60.

All-Tournament Team: Jalen Brunson (Villanova), Kris Jenkins (Villanova), Marcus Foster (Creighton), Angel Delgado (Seton Hall), Trevon Blueitt (Xavier).

Dave Gavitt Trophy: Josh Hart (Villanova)

2016 (MADISON SQUARE GARDEN)

First round: No. 8 Georgetown 70, No. 9 DePaul 53; No. 7 Marquette 101, No. 10 St. John's 93.

Quarterfinals: No. 1 Villanova 81, No. 8 Georgetown 67; No. 4 Providence 74, No. 5 Butler 60; No. 2 Xavier 80, No. 7 Marquette 72. No. 3 Seton Hall 81, No. 6 Creighton 73.

Semifinals: No. 1 Villanova 76, No. 4 Providence 68; No. 3 Seton Hall 87, No. 2 Xavier 83.

Final: No. 3 Seton Hall 69, No. 1 Villanova 67

All-Tournament Team: Khadeen Carrington, (Seton Hall), Ismael Sanogo (Seton Hall), Josh Hart & Kris Jenkins (Villanova), Trevon Blueitt (Xavier).

Dave Gavitt Trophy: Isaiah Whitehead (Seton Hall)

2015 (MADISON SQUARE GARDEN)

First round: No. 10 Creighton 78, No. 7 DePaul 63; No. 9 Marquette 78, No. 8 Seton Hall 56.

Quarterfinals: No. 1 Villanova 84, No. 9 Marquette 49; No. 4 Providence 74, No. 5 St. John's 57; No. 2 Georgetown 60, No. 10 Creighton 55; No. 6 Xavier 67, No. 3 Butler 61 (ot).

Semifinals: No. 1 Villanova 63, No. 4 Providence 61; No. 6 Xavier 65, No. 2 Georgetown 63.

Final: No. 1 Villanova 69, No. 6 Xavier 52.

All-Tournament Team: D'Vauntes Smith-Rivera (Georgetown), Kris Dunn (Providence), Dylan Ennis (Villanova), Darrun Hilliard (Villanova), Jalen Reynolds, (Xavier).

Dave Gavitt Trophy: Josh Hart (Villanova)

2014 (MADISON SQUARE GARDEN)

First round: No. 10 DePaul 60, No. 7 Georgetown 56; No. 8 Seton Hall 51, No. 9 Butler 50

Quarterfinals: No. 8 Seton Hall 64, No. 1 Villanova 63; No. 4 Providence 79, No. 5 St. John's 74; No. 2 Creighton 84, No. 10 DePaul 62. No. 3 Xavier 68, No. 6 Marquette 65.

Semifinals: No. 4. Providence 80, No. 8 Seton Hall 74; No. 2 Creighton 86, No. 3 Xavier 78.

Final: No. 4 Providence 65, No. 2 Creighton 58.

All-Tournament Team: Doug McDermott (Creighton), Austin Chatman (Creighton), LaDontae Henton (Providence), Eugene Teague (Seton Hall), Semaj Christon (Xavier).

Dave Gavitt Trophy: Bryce Cotton (Providence)

2013 (MADISON SQUARE GARDEN)

First round: No. 12 Seton Hall 46, No. 13 USF 42 (ot); No. 11 Rutgers 76, No. 14 DePaul 57

Second Round: No. 9 Cincinnati 61, No. 8 Providence 44; No. 5 Syracuse 75, No. 12 Seton Hall 63;

No. 7 Villanova 66, No. 10 St. John's 53;

No. 6 Notre Dame 69, No. 11 Rutgers 61

Quarterfinals: No. 1 Georgetown 62, No. 9 Cincinnati 43; No. 5 Syracuse 62, No. 4 Pittsburgh 59; No. 2 Louisville 74, No. 7 Villanova 55; No. 6 Notre Dame 73, No. 3 Marquette 65

Semifinals: No. 5 Syracuse 58, No. 1 Georgetown 55 (ot) No. 2 Louisville 69, No. 6 Notre Dame 57

Final: No. 2 Louisville 78, No. 5 Syracuse 61

All-Tournament Team: Russ Smith (Louisville), James Southerland (Syracuse), Brandon Triche (Syracuse), Markel Starks (Georgetown), Pat Connaughton (Notre Dame).

Dave Gavitt Trophy: Peyton Siva (Louisville)

2012 (MADISON SQUARE GARDEN)

First round: No. 9 Connecticut 81, No. 16 DePaul 67; No. 13 Pittsburgh 73, No. 12 St. John's 59; No. 10 Seton Hall 79, No. 15 Providence 47; No. 14 Villanova 70, No. 11 Rutgers 49.

Second round: No. 9 Connecticut 71, No. 8 West Virginia 67 (ot); No. 5 Georgetown 64, No. 13 Pittsburgh 52; No. 7 Louisville 61, No. 10 Seton Hall 55; No. 6 USF 56, No. 14 Villanova 47.

Quarterfinals: No. 1 Syracuse 58, No. 9 Connecticut 55; No. 4 Cincinnati 72, No. 5 Georgetown 70 (ot); No. 7 Louisville 84, No. 2 Marquette 71; No. 3 Notre Dame 57, No. 6 USF 53.

Semifinals: No. 4 Cincinnati 71, No. 1 Syracuse 68; No. 7 Louisville 64, No. 3 Notre Dame 50.

Final: No. 7 Louisville 50, No. 4 Cincinnati 44.

All-Tournament Team: Yancy Gates (Cincinnati), Cashmere Wright (Cincinnati), Gorgui Deng (Louisville), Kyle Kuric (Louisville), Dion Waiters (Syracuse).

Dave Gavitt Trophy: Peyton Siva (Louisville)

2011 (MADISON SQUARE GARDEN)

First round: No. 9 Connecticut 97, No. 16 DePaul 71; No. 13 Rutgers 76, No. 12 Seton Hall 70 (ot); No. 15 USF 70, No. 10 Villanova 69; No. 11 Marquette 87, No. 14 Providence 66

Second round: No. 9 Connecticut 79, No. 8 Georgetown 62; No. 5 St. John's 65, No. 13 Rutgers 63; No. 7 Cincinnati 87, No. 15 USF 61; No. 11 Marquette 67, No. 6 West Virginia 61.

Quarterfinals: No. 9 Connecticut 76, No. 1 Pittsburgh 74; No. 4 Syracuse 79, No. 5 St. John's 73; No. 2 Notre Dame 89, No. 7 Cincinnati 51; No. 3 Louisville 81, No. 11 Marquette 56.

Semifinals: No. 9 Connecticut 76, No. 4 Syracuse 71 (ot); No. 3 Louisville 83, No. 2 Notre Dame 77 (ot).

Final: No. 9 Connecticut 69, No. 3 Louisville 66.

All-Tournament Team: Jeremy Lamb (Connecticut), Preston Knowles (Louisville), Peyton Siva (Louisville), Scott Martin (Notre Dame), Rick Jackson (Syracuse).

Dave Gavitt Trophy: Kemba Walker (Connecticut)

2010 (MADISON SQUARE GARDEN)

First round: No. 9 USF 58, No. 16 DePaul 49; No. 13 St. John's 73, No. 12 Connecticut 51; No. 10 Seton Hall 109, No. 15 Providence 106; No. 11 Cincinnati 69, No. 14 Rutgers 68.

Second round: No. 8 Georgetown 69, No. 9 USF 49; No. 5 Marquette 57, No. 13 St. John's 55; No. 7 Notre Dame 68, No. 10 Seton Hall 56; No. 11 Cincinnati 69, No. 6 Louisville 66.

Quarterfinals: No. 8 Georgetown 91, No. 1 Syracuse 84; No. 5 Marquette 80, No. 4 Villanova 76; No. 7 Notre Dame 50, No. 2 Pittsburgh 45; No. 3 West Virginia 54, No. 11 Cincinnati 51.

Semifinals: No. 8 Georgetown 80, No. 5 Marquette 57; No. 3 West Virginia 53, No. 7 Notre Dame 51.

Final: No. 3 West Virginia 60, No. 8 Georgetown 58.

All-Tournament Team: Greg Monroe (Georgetown), Chris Wright (Georgetown), Lazar Hayward (Marquette), Tory Jackson (Notre Dame), Kevin Jones (West Virginia).

Dave Gavitt Trophy: Da'Sean Butler (West Virginia)

Championship Results

2009 (MADISON SQUARE GARDEN)

First round: No. 16 DePaul 67, No. 9 Cincinnati 57; No. 13 St. John's 64, No. 12 Georgetown 59; No. 10 Notre Dame 61, No. 15 Rutgers 50; No. 11 Seton Hall 68, No. 14 USF 54.

Second round: No. 8 Providence 83, No. 16 DePaul 74; No. 5 Marquette 74, No. 13 St. John's 45; No. 7 West Virginia 74, No. 10 Notre Dame 62; No. 6 Syracuse 89, No. 11 Seton Hall 74.

Quarterfinals: No. 1 Louisville 73, No. 8 Providence 55; No. 4 Villanova 76, No. 5 Marquette 75; No. 7 West Virginia 74, No. 2 Pittsburgh 60; No. 6 Syracuse 127, No. 3 Connecticut 117 (6ot).

Semifinals: No. 1 Louisville 69, No. 4 Villanova 55; No. 6 Syracuse 74, No. 7 West Virginia 69 (ot).

Final: No. 1 Louisville 76, No. 6 Syracuse 66.

All-Tournament Team: A.J. Price (Connecticut), Earl Clark (Louisville), Terrence Williams (Louisville), Eric Devendorf (Syracuse), Devin Ebanks (West Virginia).

Dave Gavitt Trophy: Jonny Flynn (Syracuse)

2008 (MADISON SQUARE GARDEN)

First round: No. 8 Villanova 82, No. 9 Syracuse 63; No. 5 West Virginia 58, No. 12 Providence 53; No. 7 Pittsburgh 70, No. 10 Cincinnati 64; No. 6 Marquette 67, No. 11 Seton Hall 54.

Quarterfinals: No. 1 Georgetown 82, No. 8 Villanova 63; No. 5 West Virginia 78, No. 4 Connecticut 72;

No. 7 Pittsburgh 76, No. 2 Louisville 69 (ot); No. 6 Marquette 89, No. 3 Notre Dame 79.

Semifinals: No. 1 Georgetown 72, No. 5 West Virginia 55; No. 7 Pittsburgh 68, No. 6 Marquette 61.

Final: No. 7 Pittsburgh 74, No. 1 Georgetown 65.

All-Tournament Team: Roy Hibbert (Georgetown), Jessie Sapp (Georgetown), Jerel McNeal (Marquette), LeVance Fields (Pittsburgh), Joe Alexander (West Virginia).

Dave Gavitt Trophy: Sam Young (Pittsburgh)

2007 (MADISON SQUARE GARDEN)

First round: No. 9 Villanova 75, No. 8 DePaul 67; No. 5 Syracuse 78, No. 12 Connecticut 65; No. 7 West Virginia 92, No. 10 Providence 79; No. 6 Marquette 76, No. 11 St. John's 67.

Quarterfinals: No. 1 Georgetown 62, No. 9 Villanova 57; No. 4 Notre Dame 89, No. 5 Syracuse 83; No. 2 Louisville 82, No. 7 West Virginia 71 (2ot); No. 3 Pittsburgh 89, No. 6 Marquette 79.

Semifinals: No. 1 Georgetown 84, No. 4 Notre Dame 82; No. 3 Pittsburgh 65, No. 2 Louisville 59.

Final: No. 1 Georgetown 65, No. 3 Pittsburgh 42.

All-Tournament Team: Roy Hibbert (Georgetown), DaJuan Summers (Georgetown), Terrence Williams (Louisville), Russell Carter (Notre Dame), Antonio Graves (Pittsburgh).

Dave Gavitt Trophy: Jeff Green (Georgetown)

2006 (MADISON SQUARE GARDEN)

First round: No. 9 Syracuse 74, No. 8 Cincinnati 73; No. 5 Georgetown 67, No. 12 Notre Dame 63; No. 10 Rutgers 61, No. 7 Seton Hall 48; No. 6 Pittsburgh 61, No. 11 Louisville 56.

Quarterfinals: No. 9 Syracuse 86, No. 1 Connecticut 84 (ot); No. 5 Georgetown 62, No. 4 Marquette 59; No. 2 Villanova 87, No. 10 Rutgers 55; No. 6 Pittsburgh 68, No. 3 West Virginia 57.

Semifinals: No. 9 Syracuse 58, No. 5 Georgetown 57; No. 6 Pittsburgh 68, No. 2 Villanova 54.

Final: No. 9 Syracuse 65, No. 6 Pittsburgh 61

All-Tournament Team: Aaron Gray (Pittsburgh), Carl Krauser (Pittsburgh), Demetris Nichols (Syracuse), Darryl Watkins (Syracuse), Randy Foye (Villanova).

Dave Gavitt Trophy: Gerry McNamara (Syracuse)

2005 (MADISON SQUARE GARDEN)

First round: No. 8 West Virginia 82, No. 9 Providence 59; No. 7 Georgetown 56, No. 10 Seton Hall 51; No. 11 Rutgers 72, No. 6 Notre Dame 65.

Quarterfinals: No. 8 West Virginia 78, No. 1 Boston College 72; No. 4 Villanova 67, No. 5 Pittsburgh 58; No. 2 Connecticut 66, No. 7 Georgetown 62; No. 3 Syracuse 81, No. 11 Rutgers 57.

Semifinals: No. 8 West Virginia 78, No. 4 Villanova 76; No. 3 Syracuse 67, No. 2 Connecticut 63.

Final: No. 3 Syracuse 68, No. 8 West Virginia 59.

All-Tournament Team: Gerry McNamara (Syracuse), Josh Pace (Syracuse), Mike Gansey (West Virginia), Kevin Pittsnogle (West Virginia), Randy Foye (Villanova).

Dave Gavitt Trophy: Hakim Warrick (Syracuse)

2004 (MADISON SQUARE GARDEN)

First round: No. 8 Virginia Tech 61, No. 9 Rutgers 58; No. 5 Boston College 68, No. 12 Georgetown 57; No. 7 Notre Dame 65, No. 10 West Virginia 65; No. 11 Villanova 61, No. 5 Seton Hall 60.

Quarterfinals: No. 1 Pittsburgh 74, No. 8 Virginia Tech 61; No. 5 Boston College 57, No. 4 Syracuse 54; No. 2 Connecticut 66, No. 7 Notre Dame 58; No. 11 Villanova 69, No. 3 Providence 66.

Semifinals: Pittsburgh 62, Boston College 53; Connecticut 84, Villanova 67.

Final: Connecticut 61, Pittsburgh 58.

All-Tournament Team: Craig Smith (Boston College), Chris Taft (Pittsburgh), Carl Krauser (Pittsburgh), Jaron Brown (Pittsburgh), Taliek Brown (Connecticut).

Dave Gavitt Trophy: Ben Gordon (Connecticut)

2003 (MADISON SQUARE GARDEN)

First round: East No. 5 St. John's 83, West No. 4 Notre Dame 80; East No. 3 Providence 73, West No. 6 West Virginia 50; West No. 5 Georgetown 46, East No. 4 Villanova 41; West No. 3 Seton Hall 67, East No. 6 Miami 52.

Quarterfinals: East No. 1 Boston College 82, East No. 5 St. John's 75 (ot); West No. 2 Pittsburgh 67, East No. 3 Providence 57; West No. 1 Syracuse 74, West No. 5 Georgetown 69; East No. 2 Connecticut 83, West No. 3 Seton Hall 70.

Semifinals: Pittsburgh 61, Boston College 48; Connecticut 80, Syracuse 67.

Final: Pittsburgh 74, Connecticut 56.

All-Tournament Team: Brandin Knight (Pittsburgh), Ben Gordon (Connecticut), Emeka Okafor (Connecticut), Craig Smith (Boston College), Carmelo Anthony (Syracuse).

Dave Gavitt Trophy: Julius Page (Pittsburgh)

2002 (MADISON SQUARE GARDEN)

First round: East No. 4 Boston College 60, West No. 5 Rutgers 55; West No. 3 Georgetown 68, East No. 6 Providence 67; East No. 5 Villanova 78, East No. 4 Syracuse 64; East No. 3 St. John's 64, West No. 6 Seton Hall 58.

Quarterfinals: West No. 1 Pittsburgh 76, East No. 4 Boston College 62; East No. 2 Miami 84, West No. 3 Georgetown 76 (ot); East No. 1 Connecticut 72, East No. 5 Villanova 70; West No. 2 Notre Dame 83, East No. 3 St. John's 63.

Semifinals: Pittsburgh 76, Miami 71; Connecticut 82, Notre Dame 77.

Final: Connecticut 74, Pittsburgh 65 (2ot).

All-Tournament Team: Ben Gordon (Connecticut), Brandin Knight (Pittsburgh), Ontario Lett (Pittsburgh), Chris Thomas (Notre Dame), Marcus Barnes (Miami).

Dave Gavitt Trophy: Caron Butler (Connecticut)

2001 (MADISON SQUARE GARDEN)

First round: East No. 3 Villanova 82, West No. 4 West Virginia 71; West No. 6 Seton Hall 78, East No. 3 St. John's 66; West No. 5 Pittsburgh 78, East No. 4 Miami 69; West No. 3 Syracuse 86, East No. 6 Connecticut 75.

Quarterfinals: East No. 1 Boston College 93, East No. 3 Villanova 79; West No. 6 Seton Hall 58, West No. 2 Georgetown 40; West No. 5 Pittsburgh 66, West No. 1 Notre Dame 54; West No. 3 Syracuse 55, East No. 2 Providence 54.

Semifinals: Boston College 75, Seton Hall 48; Pittsburgh 55, Syracuse 54 (ot).

Final: Boston College 79, Pittsburgh 57.

All-Tournament Team: Eddie Griffin (Seton Hall), Preston Shumpert (Syracuse), Ricardo Greer (Pittsburgh), Xavier Singletary (Boston College), Jonathan Beerbohm (Boston College).

Dave Gavitt Trophy: Troy Bell (Boston College)

2000 (MADISON SQUARE GARDEN)

First round: No. 9 Georgetown 70, No. 8 West Virginia 67; No. 4 Connecticut 70, No. 13 Boston College 65; No. 7 Notre Dame 74, No. 10 Rutgers 62; No. 6 Villanova 65, No. 11 Pittsburgh 55.

Quarterfinals: Georgetown 76, No. 1 Syracuse 72; Connecticut 79, Seton Hall 64; No. 2 Miami 61, Notre Dame 58; No. 3 St. John's 75, Villanova 70.

Semifinals: Connecticut 70, Georgetown 55; St. John's 58, Miami 57.

Final: St. John's 80, Connecticut 70.

All-Tournament Team: Erick Barkley (St. John's), Khalid El-Amin (Connecticut), Lavor Postell (St. John's), Albert Mouring (Connecticut), Lee Scruggs (Georgetown).

Dave Gavitt Trophy: Bootsy Thornton (St. John's)

Championship Results

1999 (MADISON SQUARE GARDEN)

First round: No. 9 Seton Hall 79, No. 8 Notre Dame 69; No. 4 Syracuse 96, No. 13 Boston College 55; No. 5 Villanova 73, No. 12 West Virginia 61; No. 10 Georgetown 68, No. 7 Providence 66; No. 6 Rutgers 64, No. 11 Pittsburgh 51.

Quarterfinals: No. 1 Connecticut 57, Seton Hall 56; Syracuse 70, Villanova 62; No. 2 Miami 65, Georgetown 54; No. 3 St. John's 77, Rutgers 62.

Semifinals: Connecticut 71, Syracuse 50; St. John's 62, Miami 59.

Final: Connecticut 82, St. John's 63.

All-Tournament Team: Richard Hamilton (Connecticut), Khalid El-Amin (Connecticut), Erick Barkley (St. John's), Tim James (Miami), Etan Thomas (Syracuse).

Dave Gavitt Trophy: Kevin Freeman (Connecticut)

1998 (MADISON SQUARE GARDEN)

First round: No. 8 Providence 72, No. 9 Notre Dame 55; No. 13 Georgetown 62, No. 4 Miami 56; No. 12 Rutgers 72, No. 5 West Virginia 65; No. 7 Villanova 96, No. 10 Pittsburgh 93 (2ot); No. 11 Boston College 97, No. 6 Seton Hall 87 (ot).

Quarterfinals: No. 1 Connecticut 64, Providence 55; Rutgers 61, Georgetown 60; No. 2 Syracuse 69, Villanova 66; No. 3 St. John's 91, Boston College 80.

Semifinals: Connecticut 64, Rutgers 50; Syracuse 69, St. John's 67 (ot).

Final: Connecticut 69, Syracuse 64.

All-Tournament Team: Richard Hamilton (Connecticut), Rashamel Jones (Connecticut), Ron Artest (St. John's), Ryan Blackwell (Syracuse), Todd Burgan (Syracuse).

Dave Gavitt Trophy: Khalid El-Amin, (Connecticut)

1997 (MADISON SQUARE GARDEN)

First round: No. 8 Syracuse 84, No. 9 Notre Dame 66; No. 4 Providence 77, No. 13 Rutgers 56; No. 5 West Virginia 77, No. 12 Seton Hall 57; No. 7 Miami 76, No. 10 St. John's 68 (ot); No. 6 Pittsburgh 63, No. 11 Connecticut 62.

Quarterfinals: No. 1 Villanova 80, Syracuse 70; Providence 76, West Virginia 69; No. 2 Georgetown 63, Miami 59; No. 3 Boston College 76, Pittsburgh 68.

Semifinals: Villanova 73, Providence 63; Boston College 70, Georgetown 58.

Final: Boston College 70, Villanova 58

All-Tournament Team: Danya Abrams (Boston College), Duane Woodward (Boston College), Tim Thomas (Villanova), Alvin Williams (Villanova), Victor Page (Georgetown).

Dave Gavitt Trophy: James "Scoonie" Penn (Boston College)

1996 (MADISON SQUARE GARDEN)

First round: No. 9 Seton Hall 80, No. 8 West Virginia 78; No. 4 Syracuse 76, No. 13 Notre Dame 55; No. 5 Boston College 70, No. 12 Pittsburgh 66; No. 7 Miami 77, No. 10 Rutgers 67; No. 6 Providence 80, No. 11 St. John's 72.

Quarterfinals: No. 1 Connecticut 79, Seton Hall 58; Syracuse 69, Boston College 61; No. 2 Georgetown 92, Miami 62; No. 3 Villanova 78, Providence 68.

Semifinals: Connecticut 85, Syracuse 67; Georgetown 84, Villanova 76.

Final: Connecticut 75, Georgetown 74

All-Tournament Team: Ray Allen (Connecticut), Allen Iverson (Georgetown), Kerry Kittles (Villanova), Travis Knight (Connecticut), John Wallace (Syracuse).

Dave Gavitt Trophy: Victor Page (Georgetown)

1995 (MADISON SQUARE GARDEN)

First round: No. 9 Pittsburgh 74, No. 8 St. John's 71; No. 10 Boston College 89, No. 7 Seton Hall 87 (ot).

Quarterfinals: No. 4 Georgetown 69, No. 5 Miami 58; No. 1 Connecticut 81, Pittsburgh 78; No. 2 Villanova 68, Boston College 64; No. 6 Providence 71, No. 3 Syracuse 69 (ot).

Semifinals: Villanova 90, Providence 75; Connecticut 88, Georgetown 81.

Final: Villanova 94, Connecticut 78

All-Tournament Team: Jason Lawson (Villanova), Ray Allen (Connecticut), Austin Croshere (Providence), Allen Iverson (Georgetown), Danya Abrams (Boston College).

Dave Gavitt Trophy: Kerry Kittles (Villanova)

1994 (MADISON SQUARE GARDEN)

First round: No. 9 St. John's 80, No. 8 Pittsburgh 72; No. 7 Seton Hall 69, No. 10 Miami 51.

Quarterfinals: No. 4 Providence 77, No. 5 Villanova 66; No. 1 Connecticut 97, St. John's 77; Seton Hall 81, No. 2 Syracuse 80 (ot); No. 6 Georgetown 81, No. 3 Boston College 58.

Semifinals: Providence 69, Connecticut 67; Georgetown 76, Seton Hall 71 (ot).

Final: Providence 74, Georgetown 64.

All-Tournament Team: Rob Phelps (Providence), Dickey Simpkins (Providence), George Butler (Georgetown), Othella Harrington (Georgetown), Donyell Marshall (Connecticut).

Dave Gavitt Trophy: Michael Smith (Providence)

1993 (MADISON SQUARE GARDEN)

First round: No. 8 Georgetown 67, No. 9 Miami 40; No. 7 Boston College 74, No. 10 Villanova 70 (ot).

Quarterfinals: No. 5 Providence 73, No. 4 Connecticut 55; No. 1 Seton Hall 83, Georgetown 69; No. 2 St. John's 76, Boston College 56; No. 3 Syracuse 55, No. 6 Pittsburgh 50.

Semifinals: Seton Hall 69, Providence 60; Syracuse 84, St. John's 72.

Final: Seton Hall 103, Syracuse 70.

All-Tournament Team: Terry Dehere (Seton Hall), Jerry Walker (Seton Hall), Adrian Autry (Syracuse), Lawrence Moten (Syracuse), David Cain (St. John's), Dickey Simpkins (Providence), Arturas Karnishovas (Seton Hall).

Dave Gavitt Trophy: Terry Dehere (Seton Hall)

1992 (MADISON SQUARE GARDEN)

First round: No. 10 Miami 83, No. 7 Pittsburgh 71; No. 8 Boston College 78, No. 9 Providence 68.

Quarterfinals: No. 3 St. John's 64, No. 6 Connecticut 59 (ot); No. 2 Georgetown 77, Miami 64; No. 1 Seton Hall 62, Boston College 60; No. 5 Syracuse 55, No. 4 Villanova 52.

Semifinals: Syracuse 70, Seton Hall 66; Georgetown 68, St. John's 64.

Final: Syracuse 56, Georgetown 54.

All-Tournament Team: Lawrence Moten & Dave Johnson (Syracuse), Malik Sealy (St. John's), Terry Dehere (Seton Hall), Jerome Scott (Miami).

Dave Gavitt Trophy: Alonzo Mourning (Georgetown)

1991 (MADISON SQUARE GARDEN)

First round: No. 8 Villanova 74, No. 9 Boston College 73.

Quarterfinals: No. 4 Seton Hall 70, No. 5 Pittsburgh 69; No. 8 Villanova 70, No. 1 Syracuse 68; No. 7 Providence 72, No. 2 St. John's 64; No. 6 Georgetown 68, No. 3 Connecticut 49.

Semifinals: Seton Hall 74, Villanova 72; Georgetown 71, Providence 55.

Final: Seton Hall 74, Georgetown 62.

All-Tournament Team: Anthony Avent (Seton Hall), Dikembe Mutombo (Georgetown), Alonzo Mourning (Georgetown), Eric Murdock (Providence), Marc Dowdell (Villanova).

Dave Gavitt Trophy: Oliver Taylor (Seton Hall)

1990 (MADISON SQUARE GARDEN)

First round: No. 8 Pittsburgh 88, No. 9 Boston College 70.

Quarterfinals: No. 2 Connecticut 76, No. 7 Seton Hall 58; No. 3 Georgetown 78, No. 6 Providence 77; No. 1 Syracuse 58, Pittsburgh 55; No. 5 Villanova 70, No. 4 St. John's 60.

Semifinals: Connecticut 65, Georgetown 60, Syracuse 73, Villanova 61.

Final: Connecticut 78, Syracuse 75.

All-Tournament Team: John Gwynn (Connecticut), Tate George (Connecticut), Tom Greis (Villanova), Derrick Coleman (Syracuse), Stephen Thompson (Syracuse).

Dave Gavitt Trophy: Chris Smith (Connecticut)

1989 (MADISON SQUARE GARDEN)

First round: No. 9 Boston College 81, No. 8 St. John's 74.

Quarterfinals: No. 2 Seton Hall 74, No. 7 Connecticut 66; No. 3 Syracuse 79, No. 6 Providence 76; No. 1 Georgetown 82, Boston College 52; No. 4 Pittsburgh 71, No. 5 Villanova 66.

Semifinals: No. 3 Syracuse 81, No. 2 Seton Hall 78; No. 1 Georgetown 85, No. 4 Pittsburgh 62.

Final: No. 1 Georgetown 88, No. 3 Syracuse 79.

All-Tournament Team: Dana Barros (Boston College), Ramon Ramos (Seton Hall), John Morton (Seton Hall), Sherman Douglas (Syracuse), Alonzo Mourning (Georgetown).

Dave Gavitt Trophy: Charles Smith (Georgetown)

Championship Results

1988 (MADISON SQUARE GARDEN)

First round: No. 9 Connecticut 75, No. 8 Providence 62.

Quarterfinals: No. 2 Syracuse 67, No. 7 Boston College 53; No. 6 Seton Hall 61, No. 3 Georgetown 58; No. 4 Villanova 71, No. 5 St. John's 68; No. 1 Pittsburgh 75, No. 9 Connecticut 58.

Semifinals: Syracuse 68, Seton Hall 63; Villanova 72, Pittsburgh 69.

Final: Syracuse 85, Villanova 68.

All-Tournament Team: Mark Plansky (Villanova), Doug West (Villanova), Ramon Ramos (Seton Hall), Jerome Lane (Pittsburgh), Stephen Thompson (Syracuse).

Most Valuable Player: Sherman Douglas (Syracuse)

1987 (MADISON SQUARE GARDEN)

First round: No. 8 Boston College 61, No. 9 Connecticut 59.

Quarterfinals: No. 2 Pittsburgh 96, No. 7 Seton Hall 88; No. 3 Syracuse 72, No. 6 Villanova 66; No. 1 Georgetown 56, Boston College 51; No. 4 Providence 80, No. 5 St. John's 51.

Semifinals: Syracuse 99, Pittsburgh 85; Georgetown 84, Providence 66.

Final: Georgetown 69, Syracuse 59.

All-Tournament Team: Rony Seikaly (Syracuse), Billy Donovan (Providence), Sherman Douglas (Syracuse), Jerome Lane (Pittsburgh).

Most Valuable Player: Reggie Williams (Georgetown)

1986 (MADISON SQUARE GARDEN)

First round: No. 9 Seton Hall 76, No. 8 Connecticut 66

Quarterfinals: No. 2 Syracuse 102, No. 7 Boston College 79; No. 3 Georgetown 57, No. 6 Pittsburgh 56; No. 1 St. John's 87, Seton Hall 68; No. 4 Villanova 75, No. 5 Providence 63.

Semifinals: St. John's 75, Villanova 64; Syracuse 75, Georgetown 73 (ot).

Final: St. John's 70, Syracuse 69.

All-Tournament Team: Reggie Williams (Georgetown), Walter Berry (St. John's), Mark Jackson (St. John's), Rony Seikaly (Syracuse), Harold Pressley (Villanova).

Most Valuable Player: Dwayne Washington (Syracuse)

1985 (MADISON SQUARE GARDEN)

First round: No. 8 Providence 77, No. 9 Seton Hall 75 (ot).

Quarterfinals: No. 2 Georgetown 93, No. 7 Connecticut 62; No. 3 Syracuse 70, No. 6 Boston College 69; No. 4 Villanova 69, No. 5 Pittsburgh 61; No. 1 St. John's 90, Providence 62.

Semifinals: Georgetown 74, Syracuse 65; St. John's 89, Villanova 74.

Final: Georgetown 92, St. John's 80.

All-Tournament Team: Michael Jackson (Georgetown), Bill Martin (Georgetown), Chris Mullin (St. John's), Rafael Addison (Syracuse), Ed Pinckney (Villanova).

Most Valuable Player: Patrick Ewing (Georgetown)

1984 (MADISON SQUARE GARDEN)

First round: No. 8 Providence 59, No. 9 Seton Hall 55.

Quarterfinals: No. 2 Syracuse 73, No. 7 Connecticut 58; No. 3 Villanova 75, No. 6 Pittsburgh 65; No. 5 St. John's 57, No. 4 Boston College 56; No. 1 Georgetown 70, Providence 50.

Semifinals: Syracuse 66, Villanova 65; Georgetown 79, St. John's 68.

Final: Georgetown 82, Syracuse 71 (overtime).

All-Tournament Team: Michael Jackson (Georgetown), Andre Hawkins (Syracuse), Dwayne Washington (Syracuse), Ed Pinckney (Villanova).

Most Valuable Player: Patrick Ewing (Georgetown)

1983 (MADISON SQUARE GARDEN)

First Round: No. 9 Seton Hall 73, No. 8 Providence 64.

Quarterfinals: No. 3 St. John's 64, No. 6 Pittsburgh 53; No. 2 Villanova 69, No. 7 Connecticut 68; No. 5 Syracuse 79, No. 4 Georgetown 72; No. 1 Boston College 79, Seton Hall 56.

Semifinals: Boston College 80, Syracuse 74; St. John's 91, Villanova 80.

Final: St. John's 85, Boston College 77.

All-Tournament Team: John Garris (Boston College), Jay Murphy (Boston College), Billy Goodwin (St. John's), Leo Rautins (Syracuse), Stewart Granger (Villanova).

Most Valuable Player: Chris Mullin (St. John's)

1982 (HARTFORD CIVIC CENTER)

Quarterfinals: No. 1 Villanova 88, No. 8 Seton Hall 73; No. 4 Boston College 94, No. 5 Syracuse 92; No. 2 Georgetown 62, No. 7 Providence 48; No. 3 St. John's 54, No. 6 Connecticut 52.

Semifinals: Villanova 74, Boston College 71; Georgetown 57, St. John's 42.

Final: Georgetown 72, Villanova 54.

All-Tournament Team: John Bagley (Boston College), Patrick Ewing (Georgetown), Eric Smith (Georgetown), Leo Rautins (Syracuse), Ed Pinckney (Villanova).

Most Valuable Player: Eric Floyd (Georgetown)

1981 (SYRACUSE CARRIER DOME)

Quarterfinals: No. 8 Providence 67, No. 1 Boston College 65; No. 4 Villanova 65, No. 5 Connecticut 54; No. 2 Georgetown 58, No. 7 Seton Hall 52; No. 6 Syracuse 71, No. 3 St. John's 66.

Semifinals: Villanova 58, Providence 49 (overtime); Syracuse 67, Georgetown 53.

Final: Syracuse 83, Villanova 80 (3 overtimes).

All-Tournament Team: Eric Floyd (Georgetown), Tony Bruin (Syracuse), Erich Santifer (Syracuse), Alex Bradley (Villanova), John Pinone (Villanova).

Most Valuable Player: Leo Rautins (Syracuse)

1980 (PROVIDENCE CIVIC CENTER)

Quarterfinals: No. 3 Georgetown 60, No. 6 Seton Hall 47; No. 4 Connecticut 79, No. 5 Boston College 68; No. 2 St. John's 48, No. 7 Providence 44.

Semifinals: Georgetown 76, St. John's 66;

No. 1 Syracuse 92, Connecticut 61.

Final: Georgetown 87, Syracuse 81.

All-Tournament Team: John Duren (Georgetown), Eric Floyd (Georgetown), David Russell (St. John's), Louis Orr (Syracuse), Marty Headd (Syracuse).

Most Valuable Player: Craig Shelton (Georgetown)

All-BIG EAST Honors

2020-21

First Team: Marcus Zegarowski (Creighton), James Bouknight (UConn), Julian Champagne (St. John's), *Sandro Mamukelashvili (Seton Hall), *Jeremiah Robinson-Earl (Villanova), Collin Gillespie (Villanova).

Second Team: Damien Jefferson (Creighton), David Duke (Providence), Nate Watson (Providence), Zach Freemantle (Xavier), Paul Scruggs (Xavier).

All-Freshman Team: Chuck Harris, (Butler), Adama Sanogo (UConn), *Dawson Garcia (Marquette), *Posh Alexander (St. John's), Colby Jones (Xavier).

Coach of the Year: Mike Anderson (St. John's)

Players of the Year: Sandro Mamukelashvili (Seton Hall), Collin Gillespie (Villanova), Jeremiah Robinson-Earl (Villanova)

Def. Players of the Year: Isaiah Whaley (UConn), Posh Alexander (St. John's)

Most Improved Players: Julian Champagne (St. John's), Zach Freemantle (Xavier)

Freshman of the Year: Posh Alexander (St. John's)

Sixth Man Award: Tyler Polle (UConn)

Sportsmanship Award: Mitch Ballock (Creighton)

2019-20

First Team: Kamar Baldwin (Butler), Ty-Shon Alexander (Creighton), *Markus Howard (Marquette), *Myles Powell (Seton Hall), *Saddiq Bey (Villanova), Naji Marshall (Xavier).

Second Team: Marcus Zegarowski (Creighton), Paul Reed (DePaul), Alpha Diallo (Providence), Collin Gillespie (Villanova), Tyrique Jones (Xavier).

All-Freshman Team: Romeo Weems (DePaul), Julian Champagne (St. John's), *Justin Moore (Villanova), *Jeremiah Robinson-Earl (Villanova), Zach Freemantle (Xavier), KyKy Tandy (Xavier).

Coach of the Year: Greg McDermott (Creighton)

Player of the Year: Myles Powell (Seton Hall)

Def. Player of the Year: Romaro Gill (Seton Hall)

Most Improved Player: Romaro Gill (Seton Hall)

Freshman of the Year: Jeremiah Robinson-Earl (Villanova)

Sixth Man Award: Denzel Mahoney (Creighton)

Sportsmanship Award: Kamar Baldwin (Butler), Jagan Mosely (Georgetown), Emmitt Holt (Providence).

2018-19

First Team: *Markus Howard (Marquette), *Phil Booth (Villanova), *Myles Powell (Seton Hall), *Eric Paschall (Villanova), Jessie Govan (Georgetown), Shamorie Ponds (St. John's).

Second Team: Kamar Baldwin (Butler), Max Strus (DePaul), Sam Hauser (Marquette), Alpha Diallo (Providence), Naji Marshall (Xavier).

Honorable Mention: Ty-Shon Alexander (Creighton), Martin Krampelj (Creighton).

All-Freshman Team: *Marcus Zegarowski (Creighton), *James Akinjo (Georgetown), Josh LeBlanc (Georgetown), Mac McClung (Georgetown), Joey Hauser (Marquette), Saddiq Bey (Villanova).

Coach of the Year: Jay Wright (Villanova)

Player of the Year: Markus Howard (Marquette)

Defensive Player of the Year: Justin Simon (St. John's)

Most Improved Player: Paul Reed (DePaul)

Freshman of the Year: James Akinjo (Georgetown)

Sixth Man Award: Paul Jorgensen (Butler)

Sportsmanship Award: Nate Fowler (Butler)

2017-18

First Team: *Kelan Martin (Butler), Marcus Foster (Creighton), Shamorie Ponds (St. John's), Mikal Bridges (Villanova), *Jalen Brunson (Villanova), *Trevon Bluiett (Xavier).

Second Team: Khyri Thomas (Creighton), Marcus Derrickson (Georgetown), Markus Howard (Marquette), Angel Delgado (Seton Hall), Desi Rodriguez (Seton Hall).

Honorable Mention: Andrew Rowsey (Marquette), Kyron Cartwright (Providence)

All-Freshman Team: Mitch Ballock (Creighton), Jahvon Blair (Georgetown), *Jamorko Pickett (Georgetown), Nate Watson (Providence), *Omari Spellman (Villanova), *Naji Marshall (Xavier).

Coach of the Year: Chris Mack (Xavier)

Player of the Year: Jalen Brunson (Villanova)

Defensive Player of the Year: Khyri Thomas (Creighton)

Most Improved Player: Myles Powell (Seton Hall)

Freshman of the Year: Omari Spellman (Villanova)

Sixth Man Award: Donte DiVincenzo (Villanova)

Sportsmanship Award: Tyler Wideman (Butler)

2016-17

First Team: Andrew Chrabascz (Butler), *Marcus Foster (Creighton), *Angel Delgado (Seton Hall), *Jalen Brunson (Villanova), *Josh Hart (Villanova), Trevon Bluiett (Xavier).

Second Team: Kelan Martin (Butler), Justin Patton (Creighton), Rodney Bullock (Providence), Kyron Cartwright (Providence), Khadeen Carrington (Seton Hall).

Honorable Mention: Rodney Pryor (Georgetown), Kris Jenkins (Villanova).

All-Freshman Team: *Kamar Baldwin (Butler), *Justin Patton (Creighton), Markus Howard (Marquette), *Marcus LoVett (St. John's), *Shamorie Ponds (St. John's), Donte DiVincenzo (Villanova).

Coach of the Year: Chris Holtmann (Butler)

Player of the Year: Josh Hart (Villanova)

Defensive Players of the Year: Khyri Thomas (Creighton), Mikal Bridges (Villanova), Josh Hart (Villanova)

Most Improved Player: Kyron Cartwright (Providence)

Freshman of the Year: Justin Patton (Creighton)

Sixth Man Award: Andrew Rowsey (Marquette)

Sportsmanship Award: Billy Garrett Jr. (DePaul)

2015-16

First Team: Henry Ellenson (Marquette), *Ben Bentil (Providence), *Kris Dunn (Providence), *Isaiah Whitehead (Seton Hall), *Josh Hart (Villanova), Trevon Bluiett (Xavier).

Second Team: Roosevelt Jones (Butler), Kelan Martin (Butler), Maurice Watson, Jr. (Creighton), D'Vauntes Smith-Rivera (Georgetown), Ryan Arcidiacono (Villanova).

Honorable Mention: Kellen Dunham (Butler), Angel Delgado (Seton Hall), Daniel Ochefu (Villanova).

All-Freshman Team: Eli Cain (DePaul), Jessie Govan (Georgetown), Haanif Cheatham (Marquette), Kassoum Yakwe (St. John's), Jalen Brunson (Villanova), Edmond Sumner (Villanova).

Coaches of the Year: Kevin Willard (Seton Hall), Jay Wright (Villanova).

Player of the Year: Kris Dunn (Providence)

Defensive Player of the Year: Kris Dunn (Providence)

Most Improved Player: Ben Bentil (Providence)

Rookie of the Year: Henry Ellenson (Marquette)

Sixth Man Award: J.P. Macura (Xavier)

Sportsmanship Award: Kellen Dunham (Butler)

2014-15

First Team: Kellen Dunham (Butler), D'Vauntes Smith-Rivera (Georgetown), *Kris Dunn (Providence), *LaDontae Henton (Providence), D'Angelo Harrison (St. John's), *Darrun Hilliard (Villanova).

Second Team: Roosevelt Jones (Butler), Matt Carlino (Marquette), Sir'Dominic Pointer (St. John's), Sterling Gibbs (Seton Hall), Matt Stainbrook (Xavier)

Honorable Mention: Billy Garrett, Jr. (DePaul); Daniel Ochefu (Villanova), JayVaughn Pinkston (Villanova)

All-Rookie Team: Isaac Copeland (Georgetown), L.J. Peak (Georgetown), Duane Wilson (Marquette), *Angel Delgado (Seton Hall), Isaiah Whitehead (Seton Hall), *Trevon Bluiett (Xavier).

Coach of the Year: Jay Wright (Villanova)

Player of the Year: Kris Dunn (Providence), Ryan Arcidiacono (Villanova)

Defensive Player of the Year: Kris Dunn (Providence), Sir'Dominic Pointer (St. John's)

Most Improved Player: Sir'Dominic Pointer (St. John's)

Rookie of the Year: Angel Delgado (Seton Hall)

Sixth Man Award: Josh Hart (Villanova)

Sportsmanship Award: Alex Barlow (Butler)

2013-14

First Team: *Doug McDermott (Creighton), Markel Starks (Georgetown), *Bryce Cotton (Providence), D'Angelo Harrison (St. John's), James Bell (Villanova), *Semaj Christon (Xavier)

Second Team: Kellen Dunham (Butler), D'Vauntes Smith-Rivera (Georgetown), Davante Gardner (Marquette), Kadeem Batts (Providence), Fuquan Edwin (Seton Hall), JayVaughn Pinkston (Villanova)

Honorable Mention: Ethan Wragge (Creighton), Ryan Arcidiacono (Villanova), Darrun Hilliard (Villanova), Matt Stainbrook (Xavier)

All-Rookie Team: Andrew Chrabascz (Butler), Billy Garrett, Jr. (DePaul), Tommy Hamilton IV (DePaul), Deonte Burton (Marquette), Rysheed Jordan (St. John's), Jaren Sina (Seton Hall), Josh Hart (Villanova)

Coach of the Year: Jay Wright (Villanova)

Player of the Year: Doug McDermott (Creighton)

Defensive Player of the Year: Fuquan Edwin (Seton Hall)

Most Improved Players: Darrun Hilliard & Daniel Ochefu (Villanova)

All-BIG EAST Honors

2013-14 (CONTINUED)

Rookie of the Year: Billy Garrett, Jr. (DePaul)
Sixth Man Award: Davante Gardner (Marquette)
Sportmanship Award: Chris Otule (Marquette)

2012-13

First Team: Shabazz Napier (Connecticut), *Otto Porter (Georgetown), Gorgui Dieng (Louisville), Russ Smith (Louisville), Jack Cooley (Notre Dame), Bryce Cotton (Providence).
Second Team: Sean Kilpatrick (Cincinnati), Vander Blue (Marquette), Jerian Grant (Notre Dame), Michael Carter-Williams (Syracuse), C.J. Fair (Syracuse).
Third Team: Markel Starks (Georgetown), Peyton Siva (Louisville), Tray Woodall (Pittsburgh), Brandon Triche (Syracuse), JayVaughn Pinkston (Villanova).
Honorable Mention: Davante Gardner (Marquette), Kadeem Batts (Providence), JaKarr Sampson (St. John's), Fuqan Edwin (Seton Hall).
All-Rookie Team: Omar Calhoun (Connecticut), D'Vauntes Smith-Rivera (Georgetown), Steven Adams (Pittsburgh), Chris Obekpa (St. John's), JaKarr Sampson (St. John's), Ryan Arcidiacono (Villanova).
Coach of the Year: John Thompson III (Georgetown)
Player of the Year: Otto Porter (Georgetown)
Def. Player of the Year: Gorgui Dieng (Louisville)
Most Improved Players: Kadeem Batts (Providence), Michael Carter-Williams (Syracuse)
Rookie of the Year: JaKarr Sampson (St. John's)
Sixth Man Award: Davante Gardner (Marquette)
Sportmanship Award: Junior Cadougan (Marquette)

2011-12

First Team: Jeremy Lamb (Connecticut), Jason Clark (Georgetown), *Jae Crowder (Marquette), Darius Johnson-Odom (Marquette), Kris Joseph (Syracuse), Kevin Jones (West Virginia).
Second Team: Sean Kilpatrick (Cincinnati), Jack Cooley (Notre Dame), Jordan Theodore (Seton Hall), Scoop Jardine (Syracuse), Maalik Wayns (Villanova).
Third Team: Henry Sims (Georgetown), Vincent Council (Providence), Herb Pope (Seton Hall), Dion Waiters (Syracuse), Darryl Bryant (West Virginia).
Honorable Mention: Cleveland Melvin (DePaul), Hollis Thompson (Georgetown), Kyle Kuric (Louisville), Ashton Gibbs (Pittsburgh), Moe Harkless (St. John's).
All-Rookie Team: Andre Drummond (Connecticut), Chane Behanan (Louisville), Jerian Grant (Notre Dame), LaDontae Henton (Providence), Moe Harkless (St. John's), D'Angelo Harrison (St. John's), Anthony Collins (USF).
Coach of the Year: Stan Heath (USF)
Player of the Year: Jae Crowder (Marquette)
Defensive Player of the Year: Fab Melo (Syracuse)
Most Improved Player: Jack Cooley (Notre Dame)
Rookie of the Year: Moe Harkless (St. John's)
Sixth Man Award: Dion Waiters (Syracuse)
Sportmanship Award: Jason Clark (Georgetown)

2010-11

First Team: Kemba Walker (Connecticut), Austin Freeman (Georgetown), *Ben Hansbrough (Notre Dame), Ashton Gibbs (Pittsburgh), Marshon Brooks (Providence), Dwight Hardy (St. John's).
Second Team: Preston Knowles (Louisville), Darius Johnson-Odom (Marquette), Brad Wanamaker (Pittsburgh), Rick Jackson (Syracuse), Corey Fisher (Villanova).
Third Team: Chris Wright (Georgetown), Tim Abromaitis (Notre Dame), Jeremy Hazell (Seton Hall), Kris Joseph (Syracuse), Corey Stokes (Villanova)
Honorable Mention: Peyton Siva (Louisville), Jimmy Butler (Marquette), Scoop Jardine (Syracuse), Kevin Jones (West Virginia)
All-Rookie Team: Sean Kilpatrick (Cincinnati), Jeremy Lamb (Connecticut), Shabazz Napier (Connecticut), *Cleveland Melvin (DePaul), Brandon Young (DePaul), Gilvydas Biruta (Rutgers)
Coach of the Year: Mike Brey (Notre Dame)
Player of the Year: Ben Hansbrough (Notre Dame)
Defensive Player of the Year: Rick Jackson (Syracuse)
Most Improved Player: Dwight Hardy (St. John's)
Rookie of the Year: Cleveland Melvin (DePaul)
Sixth Man Award: Justin Burrell (St. John's)
Sportmanship Award: Brad Wanamaker (Pittsburgh)

2009-10

First Team: Greg Monroe (Georgetown), Luke Harangody (Notre Dame), Dominique Jones (USF), Wes Johnson (Syracuse), *Scottie Reynolds (Villanova), Da'Sean Butler (West Virginia).
Second Team: Austin Freeman (Georgetown), Lazar Hayward (Marquette), Ashton Gibbs (Pittsburgh), Jeremy Hazell (Seton Hall), Andy Rautins (Syracuse).
Third Team: Jerome Dyson (Connecticut), Kemba Walker (Connecticut), Samardo Samuels (Louisville), Corey Fisher (Villanova), Devin Ebanks (West Virginia).
Honorable Mention: Jimmy Butler (Marquette), Tim Abromaitis (Notre Dame), Jamine Peterson (Providence).
All-Rookie Team: *Lance Stephenson (Cincinnati), Alex Oriakhi (Connecticut), Vincent Council (Providence), *Dane Miller (Rutgers), Brandon Triche (Syracuse), Maalik Wayns (Villanova).
Coach of the Year: Jim Boeheim (Syracuse)
Player of the Year: Wes Johnson (Syracuse)
Defensive Player of the Year: Hamady Ndiaye (Rutgers)
Most Improved Player: Ashton Gibbs (Pittsburgh)
Rookie of the Year: Lance Stephenson (Cincinnati)
Sixth Man Award: Kris Joseph (Syracuse)
Sportmanship Award: Tory Jackson (Notre Dame)

2008-09

First Team: Hasheem Thabeet (Connecticut), Terrence Williams (Louisville), Jerel McNeal (Marquette), Luke Harangody (Notre Dame), DeJuan Blair (Pittsburgh), Sam Young (Pittsburgh).
Second Team: A.J. Price (Connecticut), Wesley Matthews (Marquette), Jonny Flynn (Syracuse), Dante Cunningham (Villanova), Da'Sean Butler (West Virginia).

Third Team: Deonta Vaughn (Cincinnati), Jeff Adrien (Connecticut), Earl Clark (Louisville), LeVance Fields (Pittsburgh), Jeremy Hazell (Seton Hall).
Honorable Mention: Weynmi Efejuku (Providence), Dominique Jones (USF), Scottie Reynolds (Villanova), Alex Ruoff (West Virginia).
All-Rookie Team: Yancy Gates (Cincinnati), Kemba Walker (Connecticut), Greg Monroe (Georgetown), Samardo Samuels (Louisville), Mike Rosario (Rutgers), Devin Ebanks (West Virginia).
Coach of the Year: Jay Wright (Villanova)
Players of the Year: Hasheem Thabeet (Connecticut) and DeJuan Blair (Pittsburgh)
Defensive Player of the Year: Hasheem Thabeet (Connecticut)
Most Improved Player: Dante Cunningham (Villanova)
Rookie of the Year: Greg Monroe (Georgetown)
Sixth Man Award: Corey Fisher (Villanova)
Sportmanship Award: Alex Ruoff (West Virginia)

2007-08

First Team: Deonta Vaughn (Cincinnati), Jeff Adrien (Connecticut), *A.J. Price (Connecticut), *Roy Hibbert (Georgetown), *David Padgett (Louisville), *Luke Harangody (Notre Dame), Kyle McAlarney (Notre Dame), Sam Young (Pittsburgh), Brian Laing (Seton Hall), Kentrell Gransberry (USF), Joe Alexander (West Virginia).
Second Team: Hasheem Thabeet (Connecticut), Jonathan Wallace (Georgetown), Draelon Burns (DePaul), Terrence Williams (Louisville), Lazar Hayward (Marquette), Dominic James (Marquette), Jerel McNeal (Marquette), Donte' Greene (Syracuse), Paul Harris (Syracuse), Scottie Reynolds (Villanova).
Honorable Mention: DeJuan Blair (Pittsburgh), Geoff McDermott (Providence), Anthony Mason, Jr. (St. John's), Dominique Jones (USF), Jonny Flynn (Syracuse).
All-Rookie Team: Mac Koshwal (DePaul), Dar Tucker (DePaul), Austin Freeman (Georgetown), *DeJuan Blair (Pittsburgh), Corey Chandler (Rutgers), Justin Burrell (St. John's), Jeremy Hazell (Seton Hall), *Dominique Jones (USF), *Jonny Flynn (Syracuse), *Donte' Greene (Syracuse), Corey Fisher (Villanova).
Coach of the Year: Mike Brey (Notre Dame)
Player of the Year: Luke Harangody (Notre Dame)
Defensive Player of the Year: Hasheem Thabeet (Connecticut)
Most Improved Player: Sam Young (Providence)
Rookies of the Year: DeJuan Blair (Pittsburgh) and Jonny Flynn (Syracuse)
Sixth Man Award: Patrick Ewing, Jr. (Georgetown)
Sportmanship Award: Ronald Ramon (Pittsburgh) and Darris Nichols (West Virginia)

2006-07

First Team: *Jeff Green (Georgetown), *Roy Hibbert (Georgetown), Dominic James (Marquette), Russell Carter (Notre Dame), Colin Falls (Notre Dame), *Aaron Gray (Pittsburgh), *Herbert Hill (Providence), Lamont Hamilton (St. John's), *Demetris Nichols (Syracuse), Curtis Stumpter (Villanova), Frank Young (West Virginia).

2006-07 (CONTINUED)

Second Team: Jeff Adrien (Connecticut), Wilson Chandler (DePaul), Sammy Meija (DePaul), David Padgett (Louisville), Terrence Williams (Louisville), Jerel McNeal (Marquette), LeVance Fields (Pittsburgh), Brian Laing (Seton Hall), Kentrell Gransberry (USF), Scottie Reynolds (Villanova).

Honorable Mention: Draelon Burns (DePaul), Jonathan Wallace (Georgetown), Sharaud Curry (Providence), Geoff McDermott (Providence), McHugh Mattis (USF), Eric Devendorf (Syracuse), Mike Nardi (Villanova).

All-Rookie Team: Deonta Vaughn (Cincinnati), *Jerome Dyson (Connecticut), Hasheem Thabeet (Connecticut), DaJuan Summers (Georgetown), Edgar Sosa (Louisville), Luke Harangody (Notre Dame), Tory Jackson (Notre Dame), *Eugene Harvey (Seton Hall), Paul Harris (Syracuse), *Scottie Reynolds (Villanova), Da'Sean Butler (West Virginia).

Coach of the Year: Mike Brey (Notre Dame)

Player of the Year: Jeff Green (Georgetown)

Defensive Player of the Year: Jerel McNeal (Marquette)

Most Improved Player: Herbert Hill (Providence)

Rookie of the Year: Scottie Reynolds (Villanova)

Sportmanship Award: Brandon Jenkins (Louisville)

2005-06

First Team: Eric Hicks (Cincinnati), *Rudy Gay (Connecticut), *Steve Novak (Marquette), Chris Quinn (Notre Dame), Aaron Gray (Pittsburgh), Quincy Douby (Rutgers), Gerry McNamara (Syracuse), *Randy Foye (Villanova), *Allan Ray (Villanova), Mike Gansey (West Virginia), Kevin Pittsnogle (West Virginia).

Second Team: Hilton Armstrong (Connecticut), Marcus Williams (Connecticut), Jeff Green (Georgetown), Roy Hibbert (Georgetown), Taquan Dean (Louisville), Carl Krauser (Pittsburgh), Donnie McGrath (Providence), Donald Copeland (Seton Hall), Kelly Whitney (Seton Hall), Kyle Lowry (Villanova).

Honorable Mention: James White (Cincinnati), Rashad Anderson (Connecticut), Josh Boone (Connecticut), Dominic James (Marquette), Lamont Hamilton (St. John's), Solomon Jones (USF).

All-Rookie Team: *Devan Downey (Cincinnati), Jeff Adrien (Connecticut), *Wilson Chandler (DePaul), Sam Young (Pittsburgh), *Dominic James (Marquette), Jerel McNeal (Marquette), Sharaud Curry (Providence), Geoff McDermott (Providence), JR Inman (Rutgers), Anthony Farmer (Rutgers), Eric Devendorf (Syracuse).

Coach of the Year: Jay Wright (Villanova)

Player of the Year: Randy Foye (Villanova)

Defensive Player of the Year: Hilton Armstrong (Connecticut)

Most Improved Player: Aaron Gray (Pittsburgh)

Rookie of the Year: Dominic James (Marquette)

Sportmanship Award: Chris Quinn (Notre Dame)

2004-05

First Team: Jared Dudley (Boston College), Craig Smith (Boston College), Chevon Troutman (Pittsburgh), Ryan Gomes (Providence), Gerry McNamara (Syracuse), Hakim Warrick (Syracuse).

Second Team: Josh Boone (Connecticut), Charlie Villanueva (Connecticut), Karl Krauser (Pittsburgh), Allan Ray (Villanova), Curtis Sumpter (Villanova).

Third Team: Marcus Williams (Connecticut), Brandon Bowman (Georgetown), Chris Thomas (Notre Dame), Daryll Hill (St. John's), Randy Foye (Villanova).

Honorable Mention: Jeff Green (Georgetown), Chris Taft (Pittsburgh), Josh Pace (Syracuse), Tyrone Sally (West Virginia).

All-Rookie Team: Sean Williams (Boston College), Rudy Gay (Connecticut), Jeff Green (Georgetown), Ronald Ramon (Pittsburgh), Ollie Bailey (Rutgers), Kyle Lowry (Villanova).

Coach of the Year: Al Skinner (Boston College)

Player of the Year: Hakim Warrick (Syracuse)

Defensive Player of the Year: Josh Boone (Connecticut)

Most Improved Players: Jared Dudley (Boston College) and Marcus Williams (Connecticut)

Rookies of the Year: Rudy Gay (Connecticut) and Jeff Green (Georgetown)

Sportmanship Award: Josh Pace (Syracuse)

2003-04

First Team: Craig Smith (Boston College), Ben Gordon (Connecticut), Emeka Okafor (Connecticut), Ryan Gomes (Providence), Andre Barrett (Seton Hall), Hakim Warrick (Syracuse), Bryant Matthews (Virginia Tech)

Second Team: Darius Rice (Miami), Chris Thomas (Notre Dame), Jaron Brown (Pittsburgh), Carl Krauser (Pittsburgh), Gerry McNamara (Syracuse)

Third Team: Gerald Riley (Georgetown), Chris Taft (Pittsburgh), Herve Lamizana (Rutgers), Allan Ray (Villanova), Curtis Sumpter (Villanova)

Honorable Mention: Taliek Brown (Connecticut), Torin Francis (Notre Dame), Julius Page (Pittsburgh), Kelly Whitney (Seton Hall)

All-Rookie Team: Jared Dudley (Boston College), Josh Boone (Connecticut), Charlie Villanueva (Connecticut), Guillermo Diaz (Miami), Chris Taft (Pittsburgh), Quincy Douby (Rutgers), Mike Nardi (Villanova)

Coach of the Year: Jamie Dixon (Pittsburgh)

Player of the Year: Emeka Okafor (Connecticut)

Def. Player of the Year: Emeka Okafor (UConn)

Most Improved Player: Carl Krauser (Pittsburgh)

Rookie of the Year: Chris Taft (Pittsburgh)

Sportmanship Award: Jaron Brown (Pittsburgh)

2002-03

First Team: Troy Bell (Boston College), Emeka Okafor (Connecticut), Mike Sweetney (Georgetown), Matt Carroll (Notre Dame), Marcus Hatten (St. John's), Carmelo Anthony (Syracuse)

Second Team: Craig Smith (Boston College), Ben Gordon (Connecticut), Chris Thomas (Notre Dame), Brandin Knight (Pittsburgh), Ryan Gomes (Providence), Andre Barrett (Seton Hall)

Third Team: Darius Rice (Miami), Julius Page (Pittsburgh), Chevon Troutman (Pittsburgh), Hakim Warrick (Syracuse), Drew Schifino (West Virginia)

Honorable Mention: James Jones (Miami), Ontario Lett (Pittsburgh), Gary Buchanan (Villanova), Ricky Wright (Villanova), Bryant Matthews (Virginia Tech), Terry Taylor (Virginia Tech)

All-Rookie Team: Craig Smith (Boston College), Torin Francis (Notre Dame), Donnie McGrath (Providence), Kelly Whitney (Seton Hall), Carmelo Anthony (Syracuse), Gerry McNamara (Syracuse), Kevin Pittsnogle (West Virginia)

Coach of the Year: Louis Orr (Seton Hall)

Player of the Year: Troy Bell (Boston College)

Defensive Player of the Year: Emeka Okafor (Connecticut)

Most Improved Player: Hakim Warrick (Syracuse)

Rookie of the Year: Carmelo Anthony (Syracuse)

Sportmanship Award: Kueth Duany (Syracuse)

2001-02

First Team: Troy Bell (Boston College), Caron Butler (Connecticut), Michael Sweetney (Georgetown), Ryan Humphrey (Notre Dame), Brandin Knight (Pittsburgh), Marcus Hatten (St. John's), Preston Shumpert (Syracuse)

Second Team: Darius Rice (Miami), John Salmons (Miami), John Linehan (Providence), Rashod Kent (Rutgers), Ricky Wright (Villanova)

Third Team: Emeka Okafor (Connecticut), Kevin Braswell (Georgetown), James Jones (Miami), Chris Thomas (Notre Dame), DeShaun Williams (Syracuse), Chris Moss (West Virginia).

Honorable Mention: David Graves (Notre Dame), Jaron Brown (Pittsburgh), Julius Page (Pittsburgh), Jerome Coleman (Rutgers), Gary Buchanan (Villanova)

All-Rookie Team: Ben Gordon (Connecticut), Emeka Okafor (Connecticut), Chris Thomas (Notre Dame), Ryan Gomes (Providence), John Allen (Seton Hall)

Coach of the Year: Ben Howland (Pittsburgh)

Players of the Year: Caron Butler (Connecticut) and Brandin Knight (Pittsburgh)

Def. Player of the Year: John Linehan (Providence)

Most Improved Player: Brandin Knight (Pittsburgh)

Rookie of the Year: Chris Thomas (Notre Dame)

2000-01

First Team: Troy Bell (Boston College), Troy Murphy (Notre Dame), Preston Shumpert (Syracuse), Michael Bradley (Villanova), Calvin Bowman (West Virginia)

Second Team: Kevin Braswell (Georgetown), Ricardo Greer (Pittsburgh), John Linehan (Providence), Eddie Griffin (Seton Hall), Damone Brown (Syracuse).

Third Team: Caron Butler (Connecticut), John Salmons (Miami), Ryan Humphrey (Notre Dame), Todd Billet (Rutgers), Omar Cook (St. John's)

Honorable Mention: Albert Mouring (Connecticut), Michael Sweetney (Georgetown), Darius Lane (Seton Hall).

All-Rookie Team: Caron Butler (Connecticut), Michael Sweetney (Georgetown), Darius Rice (Miami), Omar Cook (St. John's), Eddie Griffin (Seton Hall).

Coach of the Year: Al Skinner (Boston College)

Players of the Year: Troy Murphy (Notre Dame) and Troy Bell (Boston College).

All-BIG EAST Honors

2000-01 (CONTINUED)

Defensive Player of the Year: John Linehan (Providence)

Most Improved Players: Preston Shumpert (Syracuse) and Calvin Bowman (West Virginia).

Rookie of the Year: Eddie Griffin (Seton Hall)

1999-2000

First Team: Khalid El-Amin (Connecticut), Troy Murphy (Notre Dame), Erick Barkley (St. John's), Jason Hart (Syracuse), Etan Thomas (Syracuse)

Second Team: Johnny Hemsley (Miami), Ricardo Greer (Pittsburgh), Lavor Postell (St. John's), Shaheen Holloway (Seton Hall), Malik Allen (Villanova).

Third Team: Ruben Boumtje Boumtje (Georgetown), Mario Bland (Miami), Bootsy Thornton (St. John's), Ryan Blackwell (Syracuse), Marcus Goree (West Virginia).

All-Rookie Team: Troy Bell (Boston College), Darius Lane (Seton Hall), Anthony Glover (St. John's), Samuel Dalembert (Seton Hall), Gary Buchanan (Villanova).

Coach of the Year: Jim Boeheim (Syracuse)

Player of the Year: Troy Murphy (Notre Dame)

Defensive Player of the Year: Etan Thomas (Syracuse)

Most Improved Players: Ricardo Greer (Pittsburgh) and Shaheen Holloway (Seton Hall).

Rookie of the Year: Troy Bell (Boston College)

1998-99

First Team: Richard Hamilton (Connecticut), Tim James (Miami), Johnny Hemsley (Miami), Jamel Thomas (Providence), Ron Artest (St. John's).

Second Team: Khalid El-Amin (Connecticut), Troy Murphy (Notre Dame), Bootsy Thornton (St. John's), Etan Thomas (Syracuse), Marcus Goree (West Virginia).

Third Team: Vonteego Cummings (Pittsburgh), Isaac Hawkins (Pittsburgh), Rob Hodgson (Rutgers), Jason Hart (Syracuse), John Celestand (Villanova).

All-Rookie Team: Kevin Braswell (Georgetown), Anthony Perry (Georgetown), Troy Murphy (Notre Dame), Dahntay Jones (Rutgers), Erick Barkley (St. John's).

Coach of the Year: Leonard Hamilton (Miami)

Players of the Year: Richard Hamilton (Connecticut) and Tim James (Miami).

Defensive Player of the Year: Etan Thomas (Syracuse)

Most Improved Player: Johnny Hemsley (Miami)

Rookie of the Year: Troy Murphy (Notre Dame)

1997-98

First Team: Richard Hamilton (Connecticut), Tim James (Miami), Pat Garrity (Notre Dame), Felipe Lopez (St. John's), Damian Owens (West Virginia).

Second Team: Vonteego Cummings (Pittsburgh), Jamel Thomas (Providence), Zendon Hamilton (St. John's), Levell Sanders (Seton Hall), Todd Burgan (Syracuse).

Third Team: Antonio Granger (Boston College), Duane Woodward (Boston College), Khalid El-Amin (Connecticut), Shaheen Holloway (Seton Hall), Etan Thomas (Syracuse).

All-Rookie Team: Khalid El-Amin (Connecticut), Martin Inglesby (Notre Dame), Ricardo Greer (Pittsburgh), Jeff Greer (Rutgers), Ron Artest (St. John's).

Coach of the Year: Jim Calhoun (Connecticut)

Player of the Year: Richard Hamilton (Connecticut)

Defensive Player of the Year: Damian Owens (West Virginia)

Most Improved Player: Etan Thomas (Syracuse)

Rookie of the Year: Khalid El-Amin (Connecticut)

1996-97

First Team: Danya Abrams (Boston College), Victor Page (Georgetown), Pat Garrity (Notre Dame), Austin Croshere (Providence), Alvin Williams (Villanova).

Second Team: Tim James (Miami), Vonteego Cummings (Pittsburgh), Zendon Hamilton (St. John's), Shaheen Holloway (Seton Hall), Otis Hill (Syracuse), Jason Lawson (Villanova).

Third Team: Derrick Brown (Providence), Felipe Lopez (St. John's), Jason Cipolla (Syracuse), Tim Thomas (Villanova), Damian Owens (West Virginia).

All-Rookie Team: Richard Hamilton (Connecticut), Earl Johnson (Rutgers), Shaheen Holloway (Seton Hall), Jason Hart (Syracuse), Tim Thomas (Villanova).

Coach of the Year: John MacLeod (Notre Dame)

Player of the Year: Pat Garrity (Notre Dame)

Defensive Player of the Year: Jason Lawson (Villanova)

Most Improved Player: Ya Ya Dia (Georgetown)

Rookie of the Year: Tim Thomas (Villanova)

1995-96

First Team: Danya Abrams (Boston College), Kerry Kittles (Villanova), John Wallace (Syracuse), Ray Allen (Connecticut), Allen Iverson (Georgetown).

Second Team: Zendon Hamilton (St. John's), Jason Lawson (Villanova), Adrian Griffin (Seton Hall), Damon Santiago (Rutgers), Doron Sheffer (Connecticut).

Third Team: Austin Croshere (Providence), Pat Garrity (Notre Dame), Damian Owens (West Virginia), Othella Harrington (Georgetown), Jerome Williams (Georgetown).

All-Rookie Team: Tim James (Miami), Gordon Malone (West Virginia), Geoff Billet (Rutgers), Victor Page (Georgetown), James "Scoonie" Penn (Boston College), God Shammgod (Providence).

Coaches of the Year: Jim Calhoun (Connecticut) and Jim O'Brien (Boston College).

Player of the Year: Ray Allen (Connecticut)

Defensive Player of the Year: Allen Iverson (Georgetown)

Rookie of the Year: James "Scoonie" Penn (Boston College)

1994-95

First Team: Danya Abrams (Boston College), Eric Williams (Providence), John Wallace (Syracuse), Ray Allen (Connecticut), Lawrence Moten (Syracuse), Kerry Kittles (Villanova)

Second Team: Jaime Peterson (Pittsburgh), Eric Eberz (Villanova), Jason Lawson (Villanova), Doron Sheffer (Connecticut), Allen Iverson (Georgetown)

Third Team: Adrian Griffin (Seton Hall), Donny Marshall (Connecticut), Jerome Williams (Georgetown), Constantin Popa (Miami), Felipe Lopez (St. John's), Kevin Ollie (Connecticut).

All-Rookie Team: Donnell Williams (Seton Hall), Zendon Hamilton (St. John's), Allen Iverson (Georgetown), Kevin Norris (Miami), Felipe Lopez (St. John's).

Coach of the Year: Leonard Hamilton (Miami)

Player of the Year: Kerry Kittles (Villanova)

Defensive Player of the Year: Allen Iverson (Georgetown)

Rookie of the Year: Allen Iverson (Georgetown)

1993-94

First Team: Donyell Marshall (Connecticut), Bill Curley (Boston College), Kerry Kittles (Villanova), Lawrence Moten (Syracuse), Adrian Autry (Syracuse).

Second Team: Michael Smith (Providence), Othella Harrington (Georgetown), Arturas Karnishovas (Seton Hall), John Wallace (Syracuse), Howard Easley (Boston College).

Third Team: Eric Mobley (Pittsburgh), Shawnelle Scott (St. John's), Donny Marshall (Connecticut), Jerry McCullough (Pittsburgh), Doron Sheffer (Connecticut).

All-Rookie Team: Danya Abrams (Boston College), Otis Hill (Syracuse), Jason Lawson (Villanova), Ray Allen (Connecticut), Doron Sheffer (Connecticut).

Coach of the Year: Jim Calhoun (Connecticut)

Player of the Year: Donyell Marshall (Connecticut)

Defensive Player of the Year: Donyell Marshall (Connecticut)

Rookie of the Year: Doron Sheffer (Connecticut)

1992-93

First Team: Bill Curley (Boston College), Donyell Marshall (Connecticut), Lawrence Moten (Syracuse), David Cain (St. John's), Terry Dehere (Seton Hall).

Second Team: Arturas Karnishovas (Seton Hall), Shawnelle Scott (St. John's), Michael Smith (Providence), Howard Easley (Boston College), Jerry McCullough (Pittsburgh).

Third Team: Constantin Popa (Miami), Lamont Middleton (St. John's), Jerry Walker (Seton Hall), Adrian Autry (Syracuse), Scott Burrell (Connecticut).

All-Rookie Team: Othella Harrington (Georgetown), Kerry Kittles (Villanova), John Wallace (Syracuse), Michael Brown (Providence), Steve Edwards (Miami).

1992-93 (CONTINUED)

Coach of the Year: Brian Mahoney (St. John's)

Player of the Year: Terry Dehere (Seton Hall)

Defensive Player of the Year: Jerry Walker (Seton Hall)

Rookie of the Year: Othella Harrington (Georgetown)

All-BIG EAST Honors

1991-92

First Team: Alonzo Mourning (Georgetown), Malik Sealy (St. John's), Dave Johnson (Syracuse), Chris Smith (Connecticut), Terry Dehere (Seton Hall).

Second Team: Bill Curley (Boston College), Scott Burrell (Connecticut), Jerry Walker (Seton Hall), Sean Miller (Pittsburgh), Lance Miller (Villanova).

Third Team: Rod Sellers (Connecticut), Darren Morningstar (Pittsburgh), Michael Smith (Providence), Marques Bragg (Providence), Joey Brown (Georgetown), Lawrence Moten (Syracuse)

All-Rookie Team: Donyell Marshall (Connecticut), Orlando Antigua (Pittsburgh), Michael Smith (Providence), Irvin Church (Georgetown), Lawrence Moten (Syracuse)

Coach of the Year: John Thompson (Georgetown)

Player of the Year: Alonzo Mourning (Georgetown)

Defensive Player of the Year: Alonzo Mourning (Georgetown)

Rookie of the Year: Lawrence Moten (Syracuse)

1990-91

First Team: Billy Owens (Syracuse), Malik Sealy (St. John's), Dikembe Mutombo (Georgetown), Terry Dehere (Seton Hall), Eric Murdock (Providence).

Second Team: Dave Johnson (Syracuse), Brian Shorter (Pittsburgh), Anthony Avent (Seton Hall), Chris Smith (Connecticut), Jason Buchanan (St. John's).

Third Team: Scott Burrell (Connecticut), Alonzo Mourning (Georgetown), Robert Werdann (St. John's), Jason Matthews (Pittsburgh), Lance Miller (Villanova).

All-Rookie Team: Billy Curley (Boston College), Robert Churchwell (Georgetown), Jerry Walker (Seton Hall), Adrian Autry (Syracuse), Charles Harrison (Georgetown).

Coach of the Year: Jim Boeheim (Syracuse)

Player of the Year: Billy Owens (Syracuse)

Defensive Player of the Year: Dikembe Mutombo (Georgetown)

Rookie of the Year: Billy Curley (Boston College)

1989-90

First Team: Mark Tilimon (Georgetown), Alonzo Mourning (Georgetown), Brian Shorter (Pittsburgh), Greg "Boo" Harvey (St. John's), Derrick Coleman (Syracuse), Billy Owens (Syracuse).

Second Team: Chris Smith (Connecticut), Dikembe Mutombo (Georgetown), Carlton Screen (Providence), Malik Sealy (St. John's), Stephen Thompson (Syracuse).

Third Team: Tate George (Connecticut), Nadav Henefeld (Connecticut), Dwayne Bryant (Georgetown), Jason Matthews (Pittsburgh), Marty Conlon (Providence).

All-Rookie Team: Nadav Henefeld (Connecticut), Scott Burrell (Connecticut), Terry Dehere (Seton Hall), Michael Edwards (Syracuse), Lance Miller (Villanova).

Coach of the Year: Jim Calhoun (Connecticut)

Player of the Year: Derrick Coleman (Syracuse)

Defensive Players of the Year: Dikembe Mutombo and Alonzo Mourning (Georgetown)

Rookie of the Year: Nadav Henefeld (Connecticut)

1988-89

First Team: Sherman Douglas (Syracuse), Charles Smith (Georgetown), Ramon Ramos (Seton Hall), Brian Shorter (Pittsburgh), Derrick Coleman (Syracuse).

Second Team: Dana Barros (Boston College), Stephen Thompson (Syracuse), Jayson Williams (St. John's), Alonzo Mourning (Georgetown), Cliff Robinson (Connecticut).

Third Team: Eric Murdock (Providence), Jason Matthews (Pittsburgh), John Morton (Seton Hall), Andrew Gaze (Seton Hall), Doug West (Villanova).

All-Rookie Team: Malik Sealy (St. John's), Brian Shorter (Pittsburgh), Alonzo Mourning (Georgetown), Billy Owens (Syracuse), Marc Dowdell (Villanova).

Coach of the Year: P.J. Carlesimo (Seton Hall)

Player of the Year: Charles Smith (Georgetown)

Defensive Player of the Year: Alonzo Mourning (Georgetown)

Rookie of the Year: Brian Shorter (Pittsburgh)

1987-88

First Team: Mark Bryant (Seton Hall), Charles Smith (Pittsburgh), Dana Barros (Boston College), Sherman Douglas (Syracuse), Derrick Coleman (Syracuse)

Second Team: Jerome Lane (Pittsburgh), Shelton Jones (St. John's), Rony Seikaly (Syracuse), Charles Smith (Georgetown), Doug West (Villanova).

Third Team: Cliff Robinson (Connecticut), Mark Plansky (Villanova), Tom Greis (Villanova), Steve Wright (Providence), Michael Porter (St. John's)

All-Freshman Team: Corey Beasley (Boston College), Bobby Martin (Pittsburgh), Sean Miller (Pittsburgh), Jason Matthews (Pittsburgh), Eric Murdock (Providence).

Coach of the Year: P.J. Carlesimo (Seton Hall)

Player of the Year: Charles Smith (Pittsburgh)

Defensive Player of the Year: Gary Massey (Villanova)

Freshman of the Year: Sean Miller (Pittsburgh)

1986-87

First Team: Reggie Williams (Georgetown), Charles Smith (Pittsburgh), Jerome Lane (Pittsburgh), Billy Donovan (Providence), Mark Jackson (St. John's), Sherman Douglas (Syracuse).

Second Team: Dana Barros (Boston College), Perry McDonald (Georgetown), Mark Bryant (Seton Hall), Rony Seikaly (Syracuse), Harold Jensen (Villanova).

Third Team: Derrick Coleman (Syracuse), Greg Monroe (Syracuse), David Kipfer (Providence), James Major (Seton Hall), Willie Glass (St. John's).

All-Freshman Team: Dwayne Bryant (Georgetown), Mark Tilimon (Georgetown), Derrick Coleman (Syracuse), Tate George (Connecticut), Rod Brookin (Pittsburgh).

Coach of the Year: John Thompson (Georgetown)

Player of the Year: Reggie Williams (Georgetown)

Defensive Player of the Year: Mark Jackson (St. John's)

Freshman of the Year: Derrick Coleman (Syracuse)

1985-86

First Team: Reggie Williams (Georgetown), Mark Jackson (St. John's), Walter Berry (St. John's), Dwayne Washington (Syracuse), Harold Pressley (Villanova).

Second Team: Earl Kelley (Connecticut), David Wingate (Georgetown), Rafael Addison (Syracuse), Rony Seikaly (Syracuse), Wendell Alexis (Syracuse).

Third Team: Roger McCready (Boston College), Michael Jackson (Georgetown), Demetreus Gore (Pittsburgh), Charles Smith (Pittsburgh), Billy Donovan (Providence).

All-Freshman Team: Dana Barros (Boston College), Kenny Wilson (Villanova), Doug West (Villanova), Johnathan Edwards (Georgetown), Phil Gamble (Connecticut).

Coach of the Year: Lou Carnesecca (St. John's)

Player of the Year: Walter Berry (St. John's)

Defensive Player of the Year: Harold Pressley (Villanova)

Freshman of the Year: Dana Barros (Boston College)

1984-85

First Team: Patrick Ewing (Georgetown), Chris Mullin (St. John's), Rafael Addison (Syracuse), Dwayne Washington (Syracuse), Ed Pinckney (Villanova)

Second Team: Earl Kelley (Connecticut), Michael Adams (Boston College), Bill Wennington (St. John's), Walter Berry (St. John's), Bill Martin (Georgetown)

Third Team: Michael Jackson (Georgetown), Mike Moses (St. John's), Dwayne McClain (Villanova), Andre McCloud (Seton Hall), David Wingate (Georgetown), Charles Smith (Pittsburgh)

All-Freshman Team: Skip Barry (Boston College), Charles Smith (Pittsburgh), Mark Bryant (Seton Hall), Michael Brown (Syracuse), Rony Seikaly (Syracuse)

Coach of the Year: Lou Carnesecca (St. John's)

Players of the Year: Patrick Ewing (Georgetown) and Chris Mullin (St. John's)

Defensive Player of the Year: Patrick Ewing (Georgetown)

Freshman of the Year: Charles Smith (Pittsburgh)

1983-84

First Team: Jay Murphy (Boston College), Patrick Ewing (Georgetown), Otis Thorpe (Providence), Chris Mullin (St. John's), Dwayne Washington (Syracuse).

Second Team: Michael Adams (Boston College), David Wingate (Georgetown), Ed Pinckney (Villanova), Rafael Addison (Syracuse), Clyde Vaughan (Pittsburgh).

Third Team: Michael Jackson (Georgetown), Karl Hobbs (Connecticut), Bill Wennington (St. John's), Dwayne McClain (Villanova), Harold Pressley (Villanova), Andre McCloud (Seton Hall).

All-Freshman Team: Michael Graham (Georgetown), Reggie Williams (Georgetown), Willie Glass (St. John's), Mark Jackson (St. John's), Dwayne Washington (Syracuse).

Coach of the Year: Jim Boeheim (Syracuse)

Players of the Year: Patrick Ewing (Georgetown) and Chris Mullin (St. John's).

Defensive Player of the Year: Patrick Ewing (Georgetown)

Freshman of the Year: Dwayne Washington (Syracuse)

All-BIG EAST Honors

1982-83

First Team: Patrick Ewing (Georgetown), Erich Santifer (Syracuse), Chris Mullin (St. John's), Ed Pinckney (Villanova), John Pinone (Villanova).

Second Team: Michael Adams (Boston Coll.), Stewart Granger (Villanova), John Garris (Boston Coll.), Jay Murphy (Boston Coll.), David Russell (St. John's).

Third Team: Ron Jackson (Providence), Leo Rautins (Syracuse), Otis Thorpe (Providence), Billy Goodwin (St. John's), Clyde Vaughan (Pittsburgh).

All-Freshman Team: Earl Kelley (Connecticut), Michael Jackson (Georgetown), David Wingate (Georgetown), Andre McCloud (Seton Hall), Rafael Addison (Syracuse).

Coach of the Year: Lou Carnesecca (St. John's)

Player of the Year: Chris Mullin (St. John's)

Defensive Player of the Year: Patrick Ewing (Georgetown)

Freshman of the Year: Earl Kelley (Connecticut)

1981-82

First Team: John Bagley (Boston College), Corny Thompson (Connecticut), Eric Floyd (Georgetown), David Russell (St. John's), Dan Callandrillo (Seton Hall), John Pinone (Villanova)

Second Team: Erich Santifer (Syracuse), Chris Mullin (St. John's), Stewart Granger (Villanova), Patrick Ewing (Georgetown), Mike McKay (Connecticut).

Third Team: Ron Jackson (Providence), Eric Smith (Georgetown), Otis Thorpe (Providence), Tony Bruin (Syracuse), Billy Goodwin (St. John's).

All-Freshman Team: Patrick Ewing (Georgetown), Anthony Jones (Georgetown), Chris Mullin (St. John's), Dwayne McClain (Villanova), Ed Pinckney (Villanova).

Coach of the Year: Rollie Massimino (Villanova)

Player of the Year: Dan Callandrillo (Seton Hall)

Defensive Player of the Year: Patrick Ewing (Georgetown)

Freshman of the Year: Patrick Ewing (Georgetown)

1980-81

First Team: John Bagley (Boston College), Corny Thompson (Connecticut), Eric Floyd (Georgetown), Dan Schayes (Syracuse), John Pinone (Villanova).

Second Team: Marty Headd (Syracuse), Dan Callandrillo (Seton Hall), Chuck Aleksinas (Connecticut), Eric Smith (Georgetown), David Russell (St. John's).

Third Team: Stewart Granger (Villanova), Dwan Chandler (Boston College), Wayne McKoy (St. John's), Howard McNeil (Seton Hall), Mike McKay (Connecticut), Frank Gilroy (St. John's).

All-Freshman Team: Martin Clark (Boston College), Jay Murphy (Boston College), Vern Giscombe (Connecticut), Fred Brown (Georgetown), Otis Thorpe (Providence), Sir John Collins (Seton Hall).

Coach of the Year: Tom Davis (Boston College)

Player of the Year: John Bagley (Boston College)

Freshman of the Year: Fred Brown (Georgetown)

1979-80

First Team: John Duren (Georgetown), Craig Shelton (Georgetown), Reggie Carter (St. John's), Roosevelt Bouie (Syracuse), Louis Orr (Syracuse).

Second Team: Dan Callandrillo (Seton Hall), Eric Floyd (Georgetown), Wayne McKoy (St. John's), Corny Thompson (Connecticut), David Russell (St. John's).

Third Team: Eddie Moss (Syracuse), Marty Headd (Syracuse), Joe Beaulieu (Boston College), Mike McKay (Connecticut), Rudy Williams (Providence).

All-Freshman Team: John Bagley (Boston College), Bruce Kuczynski (Connecticut), Ricky Tucker (Providence), David Russell (St. John's), Erich Santifer (Syracuse).

Coach of the Year: John Thompson (Georgetown)

Player of the Year: John Duren (Georgetown)

Freshman of the Year: David Russell (St. John's)



Kerry Kittles, Villanova

THREE-TIME ALL-BIG EAST FIRST TEAM SELECTIONS

Trevon Bluiett, Xavier (2016-18)
 Luke Harangody, Notre Dame (2008-10)
 Troy Bell, Boston College (2001-03)
 Danya Abrams, Boston College (1995-97)
 Kerry Kittles, Villanova (1994-96)
 Lawrence Moten, Syracuse (1993-95)
 Terry Dehere, Seton Hall (1991-93)
 Derrick Coleman, Syracuse (1988-90)
 Sherman Douglas, Syracuse (1987-89)
 Dwayne Washington, Syracuse (1984-86)
 Chris Mullin, St. John's (1983-85)
 Patrick Ewing, Georgetown (1983-85)
 John Pinone, Villanova (1981-83)

PLAYER OF THE YEAR

2020-21 Sandro Mamukelashvili (S. Hall)
 Collin Gillespie (Villanova)
 Jeremiah Robinson-Earl (Villanova)
 2019-20 Myles Powell (Seton Hall)
 2018-19 Markus Howard (Marquette)
 2017-18 Jalen Brunson (Villanova)
 2016-17 Josh Hart (Villanova)
 2015-16 Kris Dunn (Providence)
 2014-15 Kris Dunn (Providence)
 Ryan Arcidiacono (Villanova)
 Doug McDermott (Creighton)
 2013-14 Otto Porter (Georgetown)
 2012-13 Jae Crowder (Marquette)
 2011-12 Ben Hansbrough (Notre Dame)
 2010-11 Wes Johnson (Syracuse)
 2009-10 DeJuan Blair (Pittsburgh)
 2008-09 Hasheem Thabeet (Connecticut)
 Luke Harangody (Notre Dame)
 2007-08 Jeff Green (Georgetown)
 2006-07 Randy Foye (Villanova)
 2005-06 Hakim Warrick (Syracuse)
 2004-05 Emeka Okafor (Connecticut)
 2003-04 Troy Bell (Boston College)
 2002-03 Caron Butler (Connecticut)
 2001-02 Brandin Knight (Pittsburgh)
 2000-01 Troy Bell (Boston College)
 Troy Murphy (Notre Dame)
 Troy Murphy (Notre Dame)
 1999-00 Richard Hamilton (Connecticut)
 1998-99 Tim James (Miami)
 Richard Hamilton (Connecticut)
 1997-98 Pat Garrity (Notre Dame)
 1996-97 Ray Allen (Connecticut)
 1995-96 Kerry Kittles (Villanova)
 1994-95 Donyell Marshall (Connecticut)
 1993-94 Terry Dehere (Seton Hall)
 1992-93 Alonzo Mourning (Georgetown)
 1991-92 Billy Owens (Syracuse)
 1990-91 Derrick Coleman (Syracuse)
 1989-90 Charles Smith (Georgetown)
 1988-89 Charles Smith (Pittsburgh)
 1987-88 Reggie Williams (Georgetown)
 1986-87 Walter Berry (St. John's)
 1985-86 Patrick Ewing (Georgetown)
 1984-85 Chris Mullin (St. John's)
 1983-84 Patrick Ewing (Georgetown)
 Chris Mullin (St. John's)
 Chris Mullin (St. John's)
 1982-83 Dan Callandrillo (Seton Hall)
 1981-82 John Bagley (Boston College)
 1980-81 John Duren (Georgetown)

FRESHMAN OF THE YEAR

2020-21 Posh Alexander (St. John's)
 2019-20 Jeremiah Robinson-Earl (Villanova)
 2018-19 James Akinjo (Georgetown)
 2017-18 Omari Spellman (Villanova)
 2016-17 Justin Patton (Creighton)
 2015-16 Henry Ellenson (Marquette)
 2014-15 Angel Delgado (Seton Hall)
 2013-14 Billy Garrett, Jr. (DePaul)
 2012-13 JaKarr Sampson (St. John's)
 2011-12 Moe Harkless (St. John's)
 2010-11 Cleveland Melvin (DePaul)
 2009-10 Lance Stephenson (Cincinnati)
 2008-09 Greg Monroe (Georgetown)
 2007-08 DeJuan Blair (Pittsburgh)
 Jonny Flynn (Syracuse)

All-BIG EAST Honors

FRESHMAN OF THE YEAR (CONT.)

2006-07	Scottie Reynolds (Villanova)
2005-06	Dominic James (Marquette)
2004-05	Rudy Gay (Connecticut)
	Jeff Green (Georgetown)
2003-04	Chris Taft (Pittsburgh)
2002-03	Carmelo Anthony (Syracuse)
2001-02	Chris Thomas (Notre Dame)
2000-01	Eddie Griffin (Seton Hall)
1999-00	Troy Bell (Boston College)
1998-99	Troy Murphy (Notre Dame)
1997-98	Khalid El-Amin (Connecticut)
1996-97	Tim Thomas (Villanova)
1995-96	James "Scoonie" Penn (Boston Coll.)
1994-95	Allen Iverson (Georgetown)
1993-94	Doron Sheffer (Connecticut)
1992-93	Othella Harrington (Georgetown)
1991-92	Lawrence Moten (Syracuse)
1990-91	Billy Curley (Boston College)
1989-90	Nadav Henefeld (Connecticut)
1988-89	Brian Shorter (Pittsburgh)
1987-88	Sean Miller (Pittsburgh)
1986-87	Derrick Coleman (Syracuse)
1985-86	Dana Barros (Boston College)
1984-85	Charles Smith (Pittsburgh)
1983-84	Dwayne Washington (Syracuse)
1982-83	Earl Kelley (Connecticut)
1981-82	Patrick Ewing (Georgetown)
1980-81	Fred Brown (Georgetown)
1979-80	David Russell (St. John's)

Note: The award was called Rookie of the Year through the 2014-15 season.

DEFENSIVE PLAYER OF THE YEAR

2020-21	Isaiah Whaley (UConn)
	Posh Alexander (St. John's)
2019-20	Romaro Gill (Seton Hall)
2018-19	Justin Simon (St. John's)
2017-18	Khyri Thomas (Creighton)
2016-17	Khyri Thomas (Creighton)
	Mikal Bridges (Villanova)
	Josh Hart (Villanova)
2015-16	Kris Dunn (Providence)
2014-15	Kris Dunn (Providence)
	Sir'Dominic Pointer (St. John's)
2013-14	Fuquan Edwin (Seton Hall)
2012-13	Gorgui Dieng (Louisville)
2011-12	Fab Melo (Syracuse)
2010-11	Rick Jackson (Syracuse)
2009-10	Hamady Ndiaye (Rutgers)
2008-09	Hasheem Thabeet (Connecticut)
2007-08	Hasheem Thabeet (Connecticut)
2006-07	Jerel McNeal (Marquette)
2005-06	Hilton Armstrong (Connecticut)
2004-05	Josh Boone (Connecticut)
2003-04	Emeka Okafor (Connecticut)
2002-03	Emeka Okafor (Connecticut)
2001-02	John Linehan (Providence)
2000-01	John Linehan (Providence)
1999-00	Etan Thomas (Syracuse)
1998-99	Etan Thomas (Syracuse)
1997-98	Damian Owens (West Virginia)
1996-97	Jason Lawson (Villanova)
1995-96	Allen Iverson (Georgetown)
1994-95	Allen Iverson (Georgetown)
1993-94	Donyell Marshall (Connecticut)
1992-93	Jerry Walker (Seton Hall)
1991-92	Alonzo Mourning (Georgetown)
1990-91	Dikembe Mutombo (Georgetown)

1989-90	Dikembe Mutombo (Georgetown)
	Alonzo Mourning (Georgetown)
1988-89	Alonzo Mourning (Georgetown)
1987-88	Gary Massey (Villanova)
1986-87	Mark Jackson (St. John's)
1985-86	Harold Pressley (Villanova)
1984-85	Patrick Ewing (Georgetown)
1983-84	Patrick Ewing (Georgetown)
1982-83	Patrick Ewing (Georgetown)
1981-82	Patrick Ewing (Georgetown)

MOST IMPROVED PLAYER

2020-21	Julian Champagne (St. John's)
	Zach Freemantle (Xavier)
	Romaro Gill (Seton Hall)
2019-20	Paul Reed (DePaul)
2018-19	Myles Powell (Seton Hall)
2017-18	Kyron Cartwright (Providence)
2016-17	Ben Bentil (Providence)
2015-16	Sir'Dominic Pointer (St. John's)
2014-15	Darrun Hilliard (Villanova)
2013-14	Daniel Ochefu (Villanova)
2012-13	Kadeem Batts (Providence)
	Michael Carter-Williams (Syracuse)
2011-12	Jack Cooley (Notre Dame)
2010-11	Dwight Hardy (St. John's)
2009-10	Ashton Gibbs (Pittsburgh)
2008-09	Dante Cunningham (Villanova)
2007-08	Sam Young (Pittsburgh)
2006-07	Herbert Hill (Providence)
2005-06	Aaron Gray (Pittsburgh)
2004-05	Jared Dudley (Boston College)
	Marcus Williams (Connecticut)
2003-04	Carl Krauser (Pittsburgh)
2002-03	Hakim Warrick (Syracuse)
2001-02	Brandin Knight (Pittsburgh)
2000-01	Preston Shumpert (Syracuse)
1999-00	Calvin Bowman (West Virginia)
	Ricardo Greer (Pittsburgh)
	Shaheen Holloway (Seton Hall)
1998-99	Johnny Hemsley (Miami)
1997-98	Etan Thomas (Syracuse)
1996-97	Ya Ya Dia (Georgetown)

SPORTSMANSHIP AWARD

2020-21	Mitch Ballock (Creighton)
2019-20	Kamar Baldwin (Butler)
	Jagan Mosely (Georgetown)
	Emmitt Holt (Providence)
2018-19	Nate Fowler (Butler)
2017-18	Tyler Wideman (Butler)
2016-17	Billy Garrett Jr. (DePaul)
2015-16	Kellen Dunham (Butler)
2014-15	Alex Barlow (Butler)
2013-14	Chris Otule (Marquette)
2012-13	Junior Cadougan (Marquette)
2011-12	Jason Clark (Georgetown)
2010-11	Brad Wanamaker (Pittsburgh)
2009-10	Tory Jackson (Notre Dame)
2008-09	Alex Ruoff (West Virginia)
2007-08	Ronald Ramon (Pittsburgh)
	Darris Nichols (West Virginia)
2006-07	Brandon Jenkins (Louisville)
2005-06	Chris Quinn (Notre Dame)
2004-05	Josh Pace (Syracuse)
2003-04	Jaron Brown (Pittsburgh)
2002-03	Kueth Duany (Syracuse)
2001-02	John Salmons (Miami)

SIXTH MAN AWARD

2020-21	Tyler Polley (UConn)
2019-20	Denzel Mahoney (Creighton)
2018-19	Paul Jorgensen (Butler)
2017-18	Donte DiVincenzo (Villanova)
2016-17	Andrew Rowsey (Marquette)
2015-16	J.P. Macura (Xavier)
2014-15	Josh Hart (Villanova)
2013-14	Davante Gardner (Marquette)
2012-13	Davante Gardner (Marquette)
2011-12	Dion Waiters (Syracuse)
2010-11	Justin Burrell (St. John's)
2009-10	Kris Joseph (Syracuse)
2008-09	Corey Fisher (Villanova)
2007-08	Patrick Ewing, Jr. (Georgetown)

COACH OF THE YEAR

2019-20	Greg McDermott (Creighton)
2018-19	Jay Wright (Villanova)
2017-18	Chris Mack (Xavier)
2016-17	Chris Holtmann (Butler)
2015-16	Kevin Willard (Seton Hall)
	Jay Wright (Villanova)
2014-15	Jay Wright (Villanova)
2013-14	Jay Wright (Villanova)
2012-13	John Thompson III (Georgetown)
2011-12	Stan Heath (USF)
2010-11	Mike Brey (Notre Dame)
2009-10	Jim Boeheim (Syracuse)
2008-09	Jay Wright (Villanova)
2007-08	Mike Brey (Notre Dame)
2006-07	Mike Brey (Notre Dame)
2005-06	Jay Wright (Villanova)
2004-05	Al Skinner (Boston College)
2003-04	Jamie Dixon (Pittsburgh)
2002-03	Louis Orr (Seton Hall)
2001-02	Ben Howland (Pittsburgh)
2000-01	Al Skinner (Boston College)
1999-00	Jim Boeheim (Syracuse)
1998-99	Leonard Hamilton (Miami)
1997-98	Jim Calhoun (Connecticut)
1996-97	John MacLeod (Notre Dame)
1995-96	Jim Calhoun (Connecticut)
	Jim O'Brien (Boston College)
	Leonard Hamilton (Miami)
1994-95	Jim Calhoun (Connecticut)
1993-94	Brian Mahoney (St. John's)
1992-93	John Thompson (Georgetown)
1991-92	John Thompson (Georgetown)
1990-91	Jim Boeheim (Syracuse)
1989-90	Jim Calhoun (Connecticut)
1988-89	P.J. Carlesimo (Seton Hall)
1987-88	P.J. Carlesimo (Seton Hall)
1986-87	John Thompson (Georgetown)
1985-86	Lou Carnesecca (St. John's)
1984-85	Lou Carnesecca (St. John's)
1983-84	Jim Boeheim (Syracuse)
1982-83	Lou Carnesecca (St. John's)
1981-82	Rollie Massimino (Villanova)
1980-81	Tom Davis (Boston College)
1979-80	John Thompson (Georgetown)

Year-by-Year Standings

2020-21

	BIG EAST	OVERALL
Villanova	11-4	18-7
Creighton	14-6	22-9
Connecticut	11-6	15-8
St. John's	10-9	16-11
Seton Hall	10-9	14-11
Providence	9-10	13-13
Xavier	6-7	13-8
Georgetown	7-9	13-13
Marquette	8-11	13-14
Butler	8-12	10-15
DePaul	2-13	5-14

NCAA: Creighton (Sweet 16), Villanova (Sweet 16), UConn, Georgetown.

2019-20

	BIG EAST	OVERALL
Creighton	13-5	24-7
Villanova	13-5	24-7
Seton Hall	13-5	21-9
Providence	12-6	19-12
Butler	10-8	22-9
Marquette	8-10	18-12
Xavier	8-10	19-13
Georgetown	5-13	15-17
St. John's	5-13	17-15
DePaul	3-15	16-16

No postseason

2018-19

	BIG EAST	OVERALL
Villanova	13-5	26-10
Marquette	12-6	24-10
Seton Hall	9-9	20-14
Xavier	9-9	19-16
Creighton	9-9	20-15
Georgetown	9-9	19-14
St. John's	8-10	21-13
Providence	7-11	18-16
Butler	7-11	16-17
DePaul	7-11	19-17

NCAA: Villanova (Round of 32), Marquette, Seton Hall, St. John's. **NIT:** Xavier, Creighton, Georgetown, Providence, Butler. **CBI:** DePaul (2nd).

2017-18

	BIG EAST	OVERALL
Xavier	15-3	29-6
Villanova	14-4	36-4
Seton Hall	10-8	22-12
Creighton	10-8	21-12
Providence	10-8	21-14
Butler	9-9	21-14
Marquette	9-9	21-14
Georgetown	5-13	15-15
St. John's	4-14	16-17
DePaul	4-14	11-20

NCAA: Xavier (Round of 32), Villanova (National Champion), Seton Hall (Round of 32), Creighton, Providence, Butler (Final 16). **NIT:** Marquette (Quarterfinals).

2016-17

	BIG EAST	OVERALL
Villanova	15-3	32-4
Butler	12-6	25-9
Providence	10-8	20-13
Marquette	10-8	19-13
Seton Hall	10-8	21-12
Creighton	10-8	25-10
Xavier	9-9	24-14
St. John's	7-11	14-19
Georgetown	5-13	14-18
DePaul	2-16	9-23

NCAA: Villanova, Butler, Providence, Marquette, Seton Hall, Creighton, Xavier (Elite 8).

2015-16

	BIG EAST	OVERALL
Villanova	16-2	35-5
Xavier	14-4	28-6
Seton Hall	12-6	25-9
Providence	10-8	24-11
Butler	10-8	22-11
Creighton	9-9	20-15
Marquette	8-10	20-13
Georgetown	7-11	15-18
DePaul	3-15	9-22
St. John's	1-17	8-24

NCAA: Villanova (National Champion), Xavier (Round of 32), Butler (Round of 32), Providence (Round of 32), Seton Hall.

NIT: Creighton (Quarterfinals).

2014-15

	BIG EAST	OVERALL
Villanova	16-2	33-3
Georgetown	12-6	22-11
Butler	12-6	23-11
Providence	11-7	22-12
St. John's	10-8	21-12
Xavier	9-9	23-14
DePaul	6-12	12-20
Seton Hall	6-12	16-15
Marquette	4-14	13-19
Creighton	4-14	14-19

NCAA: Villanova (Round of 32), Georgetown (Round of 32), Butler (Round of 32), Providence, St. John's, Xavier (Final 16).

2013-14

	BIG EAST	OVERALL
Villanova	16-2	29-5
Creighton	14-4	27-8
Xavier	10-8	21-13
Providence	10-8	23-12
St. John's	10-8	20-13
Marquette	9-9	17-15
Georgetown	8-10	18-15
Seton Hall	6-12	17-17
Butler	4-14	14-17
DePaul	3-15	12-21

NCAA: Villanova, Creighton, Xavier, Providence. **NIT:** Georgetown, St. John's.

2012-13

	BIG EAST	OVERALL
Georgetown	14-4	25-7
Louisville	14-4	35-5
Marquette	14-4	26-9
Pittsburgh	12-6	24-9
Syracuse	11-7	30-10
Notre Dame	11-7	25-10
Villanova	10-8	20-14
Connecticut	10-8	20-10
Providence	9-9	19-15
Cincinnati	9-9	22-12
St. John's	8-10	17-16
Rutgers	5-13	15-16
Seton Hall	3-15	15-18
USF	3-15	12-19
DePaul	2-16	11-21

NCAA: Louisville (National Champion), Syracuse (Final Four), Marquette (Final 8), Georgetown, Cincinnati, Notre Dame, Pittsburgh, Villanova.

NIT: Providence (Second Round), St. John's.

2011-12

	BIG EAST	OVERALL
Syracuse	17-1	34-3
Marquette	14-4	27-8
Notre Dame	13-5	22-12
Cincinnati	12-6	26-11
Georgetown	12-6	24-9
USF	12-6	22-14
Louisville	10-8	30-10
West Virginia	9-9	19-14
Connecticut	8-10	20-14
Seton Hall	8-10	21-13
Rutgers	6-12	14-18
St. John's	6-12	13-19
Pittsburgh	5-13	22-17
Villanova	5-13	13-19
Providence	4-14	15-17
DePaul	3-15	12-19

NCAA: Louisville (Final Four), Syracuse (Final 8), Cincinnati (Final 16), Marquette (Final 16), Georgetown (Round of 32), USF (Round of 32), Connecticut, Notre Dame, West Virginia. **NIT:** Seton Hall (Second Round). **CBI:** Pittsburgh (Champion).

2010-11

	BIG EAST	OVERALL
Pittsburgh	15-3	28-6
Notre Dame	14-4	27-7
Louisville	12-6	25-10
Syracuse	12-6	27-8
St. John's	12-6	21-12
West Virginia	11-7	21-12
Cincinnati	11-7	26-9
Georgetown	9-9	21-11
Connecticut	10-8	21-11
Villanova	9-9	21-12
Marquette	9-9	22-15
Seton Hall	7-11	13-18
Rutgers	5-13	15-17
Providence	4-14	15-17
USF	3-15	10-23
DePaul	1-17	7-24

NCAA: Connecticut (National Champion), Marquette (Final 16), Cincinnati (Round of 32), Notre Dame (Round of 32), Pittsburgh (Round of 32), Syracuse (Round of 32), West Virginia (Round of 32), Georgetown, Louisville, St. John's, Villanova.

Year-by-Year Standings

2009-10

	BIG EAST	OVERALL
Syracuse	15-3	30-5
Pittsburgh	13-5	25-9
West Virginia	13-5	31-7
Villanova	13-5	25-8
Marquette	11-7	22-12
Louisville	11-7	20-13
Notre Dame	10-8	23-12
Georgetown	10-8	23-11
USF	9-9	20-13
Seton Hall	9-9	19-13
Cincinnati	7-11	19-16
Connecticut	7-11	18-16
St. John's	6-12	17-16
Rutgers	5-13	15-17
Providence	4-14	12-19
DePaul	1-17	8-23

NCAA: West Virginia (Final 4), Syracuse (Final 16), Pittsburgh (Round of 32), Villanova (Round of 32), Georgetown, Louisville, Marquette, Notre Dame. **NIT:** Connecticut (Second Round), Seton Hall, USF, Cincinnati, St. John's.

2008-09

	BIG EAST	OVERALL
Louisville	16-2	31-6
Pittsburgh	15-3	31-5
Connecticut	15-3	31-5
Villanova	13-5	30-8
Marquette	12-6	25-10
Syracuse	11-7	28-10
West Virginia	10-8	23-12
Providence	10-8	19-14
Cincinnati	8-10	18-14
Notre Dame	8-10	21-15
Seton Hall	7-11	17-15
Georgetown	7-11	16-15
St. John's	6-12	16-18
USF	4-14	9-22
Rutgers	2-16	11-21
DePaul	0-18	9-24

NCAA: Connecticut (Final 4), Villanova (Final 4), Louisville (Final 8), Pittsburgh (Final 8), Syracuse (Final 16), Marquette, West Virginia. **NIT:** Notre Dame (Final 4), Georgetown, Providence. **CBI:** St. John's.

2007-08

	BIG EAST	OVERALL
Georgetown	15-3	28-6
Louisville	14-4	27-9
Notre Dame	14-4	25-8
Connecticut	13-5	24-9
West Virginia	11-7	26-11
Marquette	11-7	25-10
Pittsburgh	10-8	27-10
Villanova	9-9	22-13
Syracuse	9-9	21-14
Cincinnati	8-10	13-18
Seton Hall	7-11	17-15
Providence	6-12	15-16
DePaul	6-12	11-19
St. John's	5-13	11-19
USF	3-15	12-19
Rutgers	3-15	11-20

NCAA: Louisville (Final 8), West Virginia (Final 16), Villanova (Final 16), Connecticut, Georgetown, Marquette, Notre Dame, Pittsburgh. **NIT:** Syracuse. **CBI:** Cincinnati.

2006-07

	BIG EAST	OVERALL
Georgetown	13-3	30-7
Louisville	12-4	24-10
Pittsburgh	12-4	29-8
Notre Dame	11-5	24-8
Marquette	10-6	24-10
Syracuse	10-6	24-11
West Virginia	9-7	27-9
Villanova	9-7	22-11
DePaul	9-7	20-14
Providence	8-8	18-13
St. John's	7-9	16-15
Connecticut	6-10	17-14
Seton Hall	4-12	13-16
USF	3-13	12-18
Rutgers	3-13	10-19
Cincinnati	2-14	11-19

NCAA: Georgetown (Final 4), Pittsburgh (Final 16), Louisville, Marquette, Notre Dame, Villanova. **NIT:** West Virginia (Champion), DePaul, Providence, Syracuse.

2005-06

	BIG EAST	OVERALL
Connecticut	14-2	30-4
Villanova	14-2	28-5
West Virginia	11-5	22-11
Marquette	10-6	20-11
Georgetown	10-6	23-10
Pittsburgh	10-6	25-8
Seton Hall	9-7	18-12
Cincinnati	8-8	21-13
Syracuse	7-9	23-12
Rutgers	7-9	19-14
Louisville	6-10	21-13
Notre Dame	6-10	16-14
Providence	5-11	12-15
DePaul	5-11	12-15
St. John's	5-11	12-15
USF	1-15	7-22

NCAA: Connecticut (Final 8), Georgetown (Final 16), Marquette, Pittsburgh, Seton Hall, Syracuse, Villanova (Final 8), West Virginia (Final 16).

NIT: Cincinnati (Final 8), Louisville (Final 4), Notre Dame, Rutgers.

2004-05

	BIG EAST	OVERALL
Boston College	13-3	25-5
Connecticut	13-3	23-8
Syracuse	11-5	27-7
Villanova	11-5	24-8
Pittsburgh	10-6	20-9
Notre Dame	9-7	17-12
Georgetown	8-8	19-13
West Virginia	8-8	24-11
Providence	4-12	14-17
Seton Hall	4-12	12-16
St. John's	3-13	9-18
Rutgers	2-14	10-19

NCAA: Boston College, Connecticut, Pittsburgh, Syracuse, Villanova (Final 16); West Virginia (Final 8). **NIT:** Georgetown.

2003-04

	BIG EAST	OVERALL
Pittsburgh	13-3	31-5
Connecticut	12-4	33-6
Providence	11-5	20-9
Syracuse	11-5	23-8
Boston College	10-6	24-10
Seton Hall	10-6	24-10
Notre Dame	9-7	19-13
Virginia Tech	7-9	15-14
Rutgers	7-9	20-13
West Virginia	7-9	17-14
Villanova	6-10	18-17
Georgetown	4-12	13-15
Miami	4-12	14-16
St. John's	1-15	6-21

NCAA: Connecticut (National Champion), Pittsburgh (Final 16), Syracuse (Final 16), Boston College, Providence, Seton Hall. **NIT:** Rutgers (Runner-up), Notre Dame, Villanova, West Virginia.

2002-03

EAST DIVISION	BIG EAST	OVERALL
Boston College	10-6	19-12
Connecticut	10-6	23-10
Providence	8-8	18-14
Villanova	8-8	15-16
St. John's	7-9	21-13
Miami	4-12	11-17
Virginia Tech	4-12	12-17

WEST DIVISION

Syracuse	13-3	30-5
Pittsburgh	13-3	28-5
Seton Hall	10-6	17-13
Notre Dame	10-6	24-10
Georgetown	6-10	19-15
West Virginia	5-11	14-15
Rutgers	4-12	12-16

NCAA: Syracuse (National Champion), Connecticut (Final 16), Notre Dame (Final 16), Pittsburgh (Final 16). **NIT:** St. John's (Champion), Georgetown (Runner-up), Boston College, Providence, Seton Hall, Villanova

2001-02

EAST DIVISION	BIG EAST	OVERALL
Connecticut	13-3	27-7
Miami	10-6	24-8
St. John's	9-7	20-12
Boston College	8-8	20-12
Villanova	7-9	19-13
Providence	6-10	15-16
Virginia Tech	4-12	10-18

WEST DIVISION

Pittsburgh	13-3	29-6
Notre Dame	10-6	22-11
Georgetown	9-7	19-11
Syracuse	9-7	23-13
Rutgers	8-8	18-13
Seton Hall	5-11	12-18
West Virginia	1-15	8-20

NCAA: Boston College, Connecticut (Final 8), Miami, Notre Dame, Pittsburgh (Final 16), St. John's. **NIT:** Rutgers, Syracuse (4th), Villanova.

Year-by-Year Standings

2000-01

EAST DIVISION	BIG EAST	OVERALL
Boston College	13-3	27-5
Providence	11-5	21-10
St. John's	8-8	14-15
Miami	8-8	16-13
Villanova	8-8	18-13
Connecticut	8-8	20-12
Virginia Tech	2-14	8-19

WEST DIVISION

Notre Dame	11-5	20-10
Georgetown	10-6	25-8
Syracuse	10-6	25-9
West Virginia	8-8	17-12
Pittsburgh	7-9	19-14
Seton Hall	5-11	16-15
Rutgers	3-13	11-16

NCAA: Boston College, Georgetown (Final 16), Notre Dame, Providence, Syracuse.

NIT: Connecticut, Miami, Pittsburgh, Seton Hall, Villanova, West Virginia.

1999-00

	BIG EAST	OVERALL
Syracuse	13-3	26-6
Miami	13-3	23-11
St. John's	12-4	25-8
Connecticut	10-6	25-10
Seton Hall	10-6	22-10
Villanova	8-8	20-13
Notre Dame	8-8	22-15
West Virginia	6-10	14-14
Georgetown	6-10	19-15
Rutgers	6-10	15-16
Pittsburgh	5-11	13-15
Providence	4-12	11-19
Boston College	3-13	11-19

NCAA: Miami (Final 16), Seton Hall (Final 16), Syracuse (Final 16), Connecticut, St. John's.

NIT: Notre Dame (runner-up), Georgetown, Rutgers, Villanova.

1998-99

	BIG EAST	OVERALL
Connecticut	16-2	34-2
Miami	15-3	23-7
St. John's	14-4	28-9
Villanova	10-8	21-11
Syracuse	10-8	21-12
Rutgers	9-9	19-13
Providence	9-9	16-14
Seton Hall	8-10	15-15
Notre Dame	8-10	14-16
Georgetown	6-12	15-16
Pittsburgh	5-13	14-16
West Virginia	4-14	10-19
Boston College	3-15	6-21

NCAA: Connecticut (National Champion), St. John's (Final 8), Miami, Syracuse, Villanova.

NIT: Rutgers (2nd Round), Seton Hall, Georgetown, Providence.

1997-98

BE 7	BIG EAST	OVERALL
Syracuse	12-6	26-9
Miami	11-7	18-10
Seton Hall	9-9	15-15
Providence	7-11	13-16
Georgetown	6-12	16-15
Rutgers	6-12	14-15
Pittsburgh	6-12	11-16

BE 6

Connecticut	15-3	32-5
St. John's	13-5	22-10
West Virginia	11-7	24-9
Villanova	8-10	12-17
Notre Dame	7-11	13-14
Boston College	6-12	15-16

NCAA: Connecticut (Final 8), Syracuse (Final 16), West Virginia (Final 16), Miami, St. John's.

NIT: Georgetown, Seton Hall.

1996-97

BE 7	BIG EAST	OVERALL
Georgetown	11-7	20-10
Providence	10-8	24-12
Pittsburgh	10-8	18-15
Syracuse	9-9	19-13
Miami	9-9	16-13
Rutgers	5-13	11-16
Seton Hall	5-13	10-18

BE 6

Villanova	12-6	24-10
Boston College	12-6	22-9
West Virginia	11-7	21-10
Notre Dame	8-10	16-14
St. John's	8-10	13-14
Connecticut	7-11	18-15

NCAA: Providence (Final 8), Boston College, Georgetown, Villanova. **NIT:** Connecticut (3rd), Miami, Notre Dame, Pittsburgh, Syracuse, West Virginia.

1995-96

BE 7	BIG EAST	OVERALL
Georgetown	13-5	29-8
Syracuse	12-6	29-9
Providence	9-9	18-12
Miami	8-10	15-13
Seton Hall	7-11	12-16
Rutgers	6-12	9-18
Pittsburgh	5-13	10-17

BE 6

Connecticut	17-1	32-3
Villanova	14-4	26-7
Boston College	10-8	19-11
West Virginia	7-11	12-15
St. John's	5-13	11-16
Notre Dame	4-14	9-18

NCAA: Syracuse (Final Four-2nd), Georgetown (Final 8), Connecticut (Final 16), Boston College, Villanova. **NIT:** Providence.

1994-95

	BIG EAST	OVERALL
Connecticut	16-2	28-5
Villanova	14-4	25-8
Syracuse	12-6	20-10
Georgetown	11-7	21-10
Miami	9-9	15-13
Providence	7-11	17-13
Seton Hall	7-11	16-14
St. John's	7-11	14-14
Pittsburgh	5-13	10-18
Boston College	2-16	9-19

NCAA: Connecticut (Final 8), Georgetown (Final 16), Syracuse, Villanova. **NIT:** Miami, Providence, St. John's, Seton Hall.

1993-94

	BIG EAST	OVERALL
Connecticut	16-2	29-5
Syracuse	13-5	23-7
Boston College	11-7	23-11
Providence	10-8	20-10
Villanova	10-8	20-12
Georgetown	10-8	19-12
Seton Hall	8-10	17-13
Pittsburgh	7-11	13-14
St. John's	5-13	12-17
Miami	0-18	7-20

NCAA: Boston College (Final 8), Connecticut (Final 16), Syracuse (Final 16), Georgetown, Seton Hall, Providence. **NIT:** Villanova (1st).

1992-93

	BIG EAST	OVERALL
Seton Hall	14-4	28-7
St. John's	12-6	19-11
Syracuse	10-8	20-9
Connecticut	9-9	15-13
Providence	9-9	20-13
Pittsburgh	9-9	17-11
Boston College	9-9	18-13
Georgetown	8-10	20-13
Miami	7-11	10-17
Villanova	3-15	8-19

NCAA: Seton Hall, Pittsburgh, St. John's.

NIT: Providence (4th), Boston College, Georgetown (2nd), Connecticut.

1991-92

	BIG EAST	OVERALL
Seton Hall	12-6	23-9
Georgetown	12-6	22-10
St. John's	12-6	19-11
Villanova	11-7	14-15
Syracuse	10-8	22-10
Connecticut	10-8	20-10
Pittsburgh	9-9	18-16
Boston College	7-11	17-14
Providence	6-12	14-17
Miami	1-17	8-24

NCAA: Seton Hall (Final 16), Syracuse, Connecticut, St. John's, Georgetown.

NIT: Pittsburgh, Villanova, Boston College.

1990-91

	BIG EAST	OVERALL
Syracuse	12-4	26-6
St. John's	10-6	23-9
Connecticut	9-7	20-11
Seton Hall	9-7	25-9
Pittsburgh	9-7	21-12
Georgetown	8-8	19-13
Providence	7-9	19-13
Villanova	7-9	17-15
Boston College	1-15	11-19

NCAA: St. John's (Final 8), Seton Hall (Final 8), Connecticut (Final 16), Georgetown, Pittsburgh, Syracuse, Villanova. **NIT:** Providence.

Year-by-Year Standings

1989-90

	BIG EAST	OVERALL
Connecticut	12-4	31-6
Syracuse	12-4	26-7
Georgetown	11-5	24-7
St. John's	10-6	24-10
Villanova	8-8	18-15
Providence	8-8	17-12
Seton Hall	5-11	12-16
Pittsburgh	5-11	12-17
Boston College	1-15	8-20

NCAA: Connecticut (Final 8), Georgetown, Providence, St. John's, Syracuse (Final 16), Villanova.

1988-89

	BIG EAST	OVERALL
Georgetown	13-3	29-5
Seton Hall	11-5	31-7
Syracuse	10-6	30-8
Pittsburgh	9-7	17-13
Villanova	7-9	18-16
Providence	7-9	18-11
St. John's	6-10	20-13
Connecticut	6-10	18-13
Boston College	3-13	12-17

NCAA: Georgetown (Final 8), Pittsburgh, Providence, Seton Hall (Final Four-2nd), Syracuse (Final 8). **NIT:** Connecticut, St. John's (1st), Villanova.

1987-88

	BIG EAST	OVERALL
Pittsburgh	12-4	24-7
Syracuse	11-5	26-9
Georgetown	9-7	20-10
Villanova	9-7	24-13
St. John's	8-8	17-12
Seton Hall	8-8	22-13
Boston College	6-10	18-15
Providence	5-11	11-17
Connecticut	4-12	20-14

NCAA: Villanova (Final 8), Georgetown, Syracuse, Seton Hall, Pittsburgh, St. John's. **NIT:** Connecticut (1st), Boston College (4th).

1986-87

	BIG EAST	OVERALL
Syracuse	12-4	31-7
Georgetown	12-4	29-5
Pittsburgh	12-4	25-8
Providence	10-6	25-9
St. John's	10-6	21-9
Villanova	6-10	15-16
Seton Hall	4-12	15-14
Boston College	3-13	11-18
Connecticut	3-13	9-19

NCAA: Syracuse (Final Four-2nd), Providence (Final Four), Georgetown (Final 8), Pittsburgh, St. John's. **NIT:** Villanova, Seton Hall.

1985-86

	BIG EAST	OVERALL
St. John's	14-2	31-5
Syracuse	14-2	26-6
Georgetown	11-5	24-8
Villanova	10-6	23-14
Providence	7-9	17-14
Pittsburgh	6-10	15-14
Boston College	4-12	13-15
Connecticut	3-13	12-16
Seton Hall	3-13	14-18

NCAA: St. John's, Syracuse, Georgetown, Villanova. **NIT:** Pittsburgh, Providence.

1984-85

	BIG EAST	OVERALL
St. John's	15-1	31-4
Georgetown	14-2	35-3
Villanova	9-7	25-10
Syracuse	9-7	22-9
Pittsburgh	8-8	17-12
Boston College	7-9	20-11
Connecticut	6-10	13-15
Providence	3-13	11-20
Seton Hall	1-15	10-18

NCAA: Villanova (National Champion), Georgetown (Final Four-2nd), St. John's (Final Four), Boston College (Final 16), Pittsburgh, Syracuse.

1983-84

	BIG EAST	OVERALL
Georgetown	14-2	34-3
Syracuse	12-4	23-9
Villanova	12-4	19-12
Boston College	8-8	18-12
St. John's	8-8	18-12
Pittsburgh	6-10	18-13
Connecticut	5-11	13-15
Providence	5-11	15-14
Seton Hall	2-14	9-19

NCAA: Georgetown (National Champion), St. John's, Syracuse, Villanova. **NIT:** Pittsburgh, Boston College.

1982-83

	BIG EAST	OVERALL
Boston College	12-4	25-7
Villanova	12-4	24-8
St. John's	12-4	28-5
Georgetown	11-5	22-10
Syracuse	9-7	21-10
Pittsburgh	6-10	13-15
Connecticut	5-11	12-16
Providence	4-12	12-19
Seton Hall	1-15	6-23

NCAA: Boston College, Georgetown, Syracuse, St. John's, Villanova (Final 8).

1981-82

	BIG EAST	OVERALL
Villanova	11-3	24-8
Georgetown	10-4	30-7
St. John's	9-5	21-9
Boston College	8-6	22-10
Syracuse	7-7	16-13
Connecticut	7-7	17-11
Seton Hall	2-12	11-16
Providence	2-12	10-17

NCAA: Georgetown (Final Four-2nd), Boston College (Final 8), St. John's, Villanova (Final 8). **NIT:** Syracuse, Connecticut.

1980-81

	BIG EAST	OVERALL
Boston College	10-4	23-7
Georgetown	9-5	20-12
St. John's	8-6	17-11
Villanova	8-6	20-11
Connecticut	8-6	20-9
Syracuse	6-8	22-12
Seton Hall	4-10	11-16
Providence	3-11	10-18

NCAA: Boston College (Final 16), Georgetown, Villanova. **NIT:** Syracuse (2nd), St. John's, Connecticut.

1979-80

	BIG EAST	OVERALL
Syracuse	5-1	26-4
Georgetown	5-1	26-6
St. John's	5-1	24-5
Connecticut	3-3	20-9
Boston College	2-4	19-10
Seton Hall	1-5	14-13
Providence	0-6	11-16

NCAA: Georgetown (Final 8), St. John's, Syracuse. **NIT:** Boston College, Connecticut.

Postseason History



Kelan Martin, Butler

BUTLER

NCAA 62, 97, 98, 00, 01, 03, 07, 08, 09, 10 (FF-2nd), 11 (FF-2nd), 13, 15, 16, 17, 18
NCAA Summary: 16 appearances, 25 wins, 15 losses
NIT 58, 59, 85, 91, 92, 99, 02, 06, 19
NIT Summary: 9 appearances, 5 wins, 9 losses
CBI 12
CBI Summary: 1 appearance, 2 wins 1 loss

CREIGHTON

NCAA 41, 62, 64, 74, 75, 78, 81, 89, 91, 99, 00, 01, 02, 03, 05, 07, 12, 13, 14, 17, 18
NCAA Summary: 22 appearances, 14 wins, 23 losses
NIT 42, 43, 77, 84, 90, 98, 04, 06, 08, 09, 16, 19
NIT Summary: 12 appearances, 9 wins, 12 losses
CBI 11
CBI Summary: 1 appearance, 2 wins 1 loss

DEPAUL

NCAA 43 (FF), 53, 56, 59, 60, 65, 76, 78, 79 (FF), 80, 81, 82, 84, 85, 86, 87, 88, 89, 91, 92, 00, 04
NCAA Summary: 22 appearances, 21 wins, 25 losses
NIT 40 (FF), 44 (FF-2nd), 45 (CH), 48, 61, 63, 64, 66, 83 (FF-2nd), 90, 94, 95, 99, 03, 05, 07
NIT Summary: 16 appearances, 17 wins, 17 losses
CBI 19
CBI Summary: 1 appearance, 4 wins, 2 losses

GEORGETOWN

NCAA 43 (2nd), 75, 76, 79, 80 (RR), 81, 82 (FF-2nd), 83, 84 (CH), 85 (FF-2nd), 86, 87 (RR), 88, 89 (RR), 90, 91, 92, 94, 95, 96 (RR), 97, 01, 06, 07 (FF), 08, 10, 11, 12, 13, 15, 21
NCAA Summary: 29 appearances, 47 wins, 29 losses
NIT 53, 70, 77, 78 (FF), 93 (2nd), 98, 99, 00, 03 (FF-2nd), 05, 09, 14, 19
NIT Summary: 13 appearances, 15 wins, 14 losses

MARQUETTE

NCAA 55 (RR), 59, 61, 68, 69 (RR), 71, 72, 73, 74 (FF-2nd), 75, 76 (RR), 77 (CH), 78, 79, 80, 82, 83, 93, 94, 96, 97, 02, 03 (FF), 06, 07, 08, 09, 10, 11, 12, 13, 17, 19
NCAA Summary: 33 appearances, 41 wins, 34 losses
NIT 56, 63, 67 (FF-2nd), 70 (CH), 81, 84, 85, 86, 87, 90, 95 (FF-2nd), 98, 00, 04, 05, 18
NIT Summary: 16 appearances, 23 wins, 15 losses

PROVIDENCE

NCAA 64, 65 (RR), 66, 72, 73 (FF-4th), 74, 77, 78, 87 (FF), 89, 90, 94, 97 (RR), 01, 04, 14, 15, 16, 17, 18
NCAA Summary: 20 appearances, 15 wins, 21 losses
NIT 59 (FF), 60 (FF-2nd), 61 (CH), 62, 63 (CH), 64, 67, 71 (FF-2nd), 75, 76, 86, 91, 93 (FF), 95, 96, 99, 03, 07, 09, 13, 19
NIT Summary: 20 appearances, 32 wins, 21 losses

ST JOHN'S

NCAA 51 (RR), 52 (FF-2nd), 61, 67, 68, 69, 73, 76, 77, 78, 79 (RR), 80, 82, 83, 84, 85 (FF), 86, 87, 88, 90, 91 (RR), 92, 93, 98, 99 (RR), 00, 02, 11, 15, 19
NCAA Summary: 30 appearances, 27 wins, 32 losses
NIT 39 (FF), 40, 43 (CH), 44 (CH), 45 (FF), 46, 47, 49, 50 (FF), 51 (FF), 52, 53 (FF-2nd), 58 (FF), 59 (CH), 60, 62 (FF-2nd), 65 (CH), 66, 70 (FF-2nd), 71, 72 (FF), 74, 75 (FF), 81, 89 (CH), 95, 03 (CH), 10, 13, 14
NIT Summary: 30 appearances, 47 wins, 32 losses
CBI 09
CBI Summary: 1 appearance, 0 wins, 1 loss

SETON HALL

NCAA 88, 89 (FF-2nd), 91 (RR), 92, 93, 94, 00, 04, 06, 16, 17, 18, 19
NCAA Summary: 13 appearances, 16 wins, 13 losses
NIT 41 (FF), 51 (4th), 52, 53 (CH), 55, 56, 57, 74, 77, 87, 95, 98, 99, 01, 03, 10, 12
NIT Summary: 17 appearances, 7 wins, 19 losses

VILLANOVA

NCAA 39 (FF), 49, 51, 55, 62 (RR), 64, 69, 70 (RR), 71 (FF-2nd), 72, 78 (RR), 80, 81, 82 (RR), 83 (RR), 84, 85 (CH), 86, 88, 90, 91, 95, 96, 97, 99, 05, 06 (RR), 07, 08, 09 (FF), 10, 11, 13, 14, 15, 16 (CH), 17, 18, 19, 21 (RR)
NCAA Summary: 39 appearances, 65 wins, 36 losses (1971 record voided)
NIT 59, 60, 63 (FF), 65 (FF-2nd), 66 (FF), 67, 68, 77 (FF), 87, 89, 92, 94 (CH), 00, 01, 02, 03, 04 (CH)
NIT Summary: 17 appearances, 24 wins, 17 losses

XAVIER

NCAA 61, 83, 86, 87, 88, 89, 90, 91, 93, 95, 97, 98, 01, 02, 03, 04, 06, 07, 08, 09, 10, 11, 12, 14, 15, 16, 17, 18
NCAA Summary: 28 appearances, 28 wins, 28 losses
NIT 56, 57, 58 (CH), 84, 94, 99, 00, 19
NIT Summary: 8 appearances, 16 wins, 7 losses



Reggie Williams, Georgetown



Walter Berry, St. John's

Postseason History



2020-21

NCAA Record: 4-4; NIT Record: 0-0 (All games played in Indianapolis, Ind.)

NCAA	Creighton	UC-Santa Barbara (West Region, First Round)	W	63-62
		Ohio U. (West Region, Second Round)	W	72-58
		Gonzaga (West Region, Regional Semifinals)	L	69-83
NCAA	Connecticut	Maryland (East Region, First Round)	L	54-63
NCAA	Georgetown	Colorado (East Region, First Round)	L	73-96
NCAA	Villanova	Winthrop (South Region, First Round)	W	73-63
		North Texas (South Region, Second Round)	W	84-61
		Baylor (South Region, Regional Semifinals)	L	69-83

Final 16: Creighton, Villanova

2019-20: NCAA Tournament canceled.

2018-19

NCAA Record: 1-4; NIT Record: 3-5; CBI: 4-2

NIT	Butler	Nebraska (First Round, Lincoln, Neb.)	L	80-76
NIT	Creighton	Loyola-Chicago (First Round, Omaha, Neb.)	W	70-61
		Memphis (Second Round, Omaha, Neb.)	W	79-67
		TCU (Third Round, Fort Worth, Texas)	L	71-58
CBI	DePaul	Central Michigan (First Round, Chicago, Ill.)	W	100-86
		Longwood (Second Round, Chicago, Ill.)	W	97-89
		Coastal Carolina (Semifinals, Chicago, Ill.)	W	92-87
		South Florida (Final, Tampa, Fla.)	L	63-61
		South Florida (Final, Chicago, Ill.)	W	100-96
		South Florida (Final, Chicago, Ill.)	L	77-65
NIT	Georgetown	Harvard (First Round, Washington, D.C.)	L	71-68
NCAA	Marquette	Murray State (First Round, Hartford, Ct.)	L	83-64
NIT	Providence	Arkansas (First Round, Providence, R.I.)	L	84-72
NCAA	St. John's	Arizona State (First Four, Dayton, Ohio)	L	74-65
NCAA	Seton Hall	Wofford (Midwest Region, First Round, Jacksonville, Fla.)	L	84-68
NCAA	Villanova	Saint Mary's (South Region, First Round, Hartford, Ct.)	W	61-57
		Purdue (South Region, Second Round, Hartford, Ct.)	L	87-61
NIT	Xavier	Toledo (First Round, Cincinnati, Ohio)	W	78-64
		Texas (Second Round, Austin, Texas)	L	78-76 OT

2017-18

NCAA Record: 9-5; NIT Record: 2-1

NCAA	Butler	Arkansas (East Region, First Round, Detroit, Mich.)	W	79-62
		Purdue (East Region, Second Round, Detroit, Mich.)	L	73-76
NCAA	Creighton	Kansas State (South Region, First Round, Charlotte, N.C.)	L	59-69
NIT	Marquette	Harvard (First Round, Milwaukee, Wis.)	W	67-60
		Oregon (Second Round, Milwaukee, Wis.)	W	101-92
		Penn State (Quarterfinal Round, Milwaukee, Wis.)	L	80-85
NCAA	Providence	Texas A&M (West Region, First Round, Charlotte, N.C.)	L	69-73
NCAA	Seton Hall	N.C. State (Midwest Region, First Round, Wichita, Kan.)	W	94-83
		Kansas (Midwest Region, Second Round, Wichita, Kan.)	L	79-83
NCAA	Villanova	Radford (East Region, First Round, Pittsburgh, Pa.)	W	87-61
		Alabama (East Region, Second Round, Pittsburgh, Pa.)	W	81-58
		West Virginia (East Region, Regional Semifinals, Boston, Mass.)	W	90-78
		Texas Tech (East Region, Regional Final, Boston, Mass.)	W	71-59
		Kansas (Final Four, National Semifinal, San Antonio, Tex.)	W	95-79
		Michigan (Final Four, National Final, San Antonio, Tex.)	W	79-62 1st
NCAA	Xavier	Texas Southern (West Region, First Round, Nashville, Tenn.)	W	102-83
		Florida State (West Region, Second Round, Nashville, Tenn.)	L	70-75

Final 16: Butler; **Champion:** Villanova



Marcus Zegarowski,
Creighton



Donte DiVincenzo,
Villanova

Postseason History



Daniel Ochefu, Villanova

2016-17

NCAA Record: 6-7; NIT Record: 0-0

NCAA	Butler	Winthrop (South Region, First Round, Milwaukee, Wis.)	W	76-64
		Middle Tennessee State (South Region, Second Rd., Milwaukee, Wis.)	W	74-65
		North Carolina (South Region, Memphis, Tenn.)	L	80-92
NCAA	Creighton	Rhode Island (Midwest Region, First Round, Sacramento, Calif.)	L	72-84
NCAA	Marquette	South Carolina (East Region, First Round, Greenville, S.C.)	L	73-93
NCAA	Providence	USC (First Four, Dayton, Ohio)	L	71-75
NCAA	Seton Hall	Arkansas (South Region, First Round, Greenville, S.C.)	L	71-77
NCAA	Villanova	Mount St. Mary's (East Region, First Round, Buffalo, N.Y.)	W	76-56
		Wisconsin (East Region, Second Round, Buffalo, N.Y.)	L	62-65
NCAA	Xavier	Maryland (West Region, First Round, Orlando, Fla.)	W	76-65
		Florida State (West Region, Second Round, Orlando, Fla.)	W	91-66
		Arizona (West Region, Regional Semifinals, San Jose, Calif.)	W	73-71
		Gonzaga (West Region, Regional Final, San Jose, Calif.)	L	59-83

Final 8: Xavier

2015-16

NCAA Record: 9-4; NIT Record: 2-1

NCAA	Butler	Texas Tech (Midwest Region, First Round, Raleigh, N.C.)	W	71-61
		Virginia (Midwest Region, Second Round, Raleigh, N.C.)	L	69-77
NIT	Creighton	Alabama (First Round, Omaha, Neb.)	W	72-54
		Wagner (Second Round, Omaha, Neb.)	W	87-54
		BYU (Third Round, Provo, Utah)	L	88-82
NCAA	Providence	USC (East Region, First Round, Raleigh, N.C.)	W	70-69
		North Carolina (East Region, Second Round, Raleigh, N.C.)	L	66-85
NCAA	Seton Hall	Gonzaga (West Region, First Round, Denver, Colo.)	L	52-68
NCAA	Villanova	UNC-Asheville (South Region, First Round, Brooklyn, N.Y.)	W	86-56
		Iowa (South Region, Second Round, Brooklyn, N.Y.)	W	87-68
		Miami, Fla. (South Region, Regional Semifinals, Louisville, Ky.)	W	92-69
		Kansas (South Region, Regional Final, Louisville, Ky.)	W	64-59
		Oklahoma (Final Four, National Semifinal, Houston, Texas)	W	95-51
		North Carolina (Final Four, National Final, Houston, Texas)	W	77-74 1st
NCAA	Xavier	Weber State (East Region, First Round, St. Louis, Mo.)	W	71-53
		Wisconsin (East Region, Second Round, St. Louis, Mo.)	L	63-66

Champion: Villanova

2014-15

NCAA Record: 5-6; NIT Record: 0-0

NCAA	Butler	Texas (Midwest Region, Second Round, Pittsburgh, Pa.)	W	56-48
		Notre Dame (Midwest Region, Third Round, Pittsburgh, Pa.)	L	64-67 OT
NCAA	Georgetown	Eastern Washington (South Region, Second Round, Portland, Ore.)	W	74-64
		Utah (South Region, Third Round, Portland, Ore.)	L	64-75
NCAA	Providence	Dayton (East Region, Second Round, Columbus, Ohio)	L	53-66
NCAA	St. John's	San Diego State (South Region, Second Round, Charlotte, N.C.)	L	64-76
NCAA	Villanova	Lafayette (East Region, Second Round, Pittsburgh, Pa.)	W	93-52
		North Carolina State (East Region, Third Round, Pittsburgh, Pa.)	L	68-71
NCAA	Xavier	Mississippi (West Region, Second Round, Jacksonville, Fla.)	W	76-57
		Georgia State (West Region, Third Round, Jacksonville, Fla.)	W	75-67
		Arizona (West Region, Regional Semifinals, Los Angeles, Ca.)	L	60-68

Final 16: Xavier

2013-14

NCAA Record: 2-4; NIT Record: 1-2

NCAA	Creighton	Louisiana-Lafayette (West Region Second Round, San Antonio, Texas)	W	76-66
		Baylor (West Region, Third Round, San Antonio, Texas)	L	55-85
NIT	Georgetown	West Virginia (First Round, Washington, D.C.)	W	77-65
		Florida State (Second Round, Tallahassee, Fla.)	L	90-101
NCAA	Providence	North Carolina (East Region First Round, San Antonio, Texas)	L	77-79
NIT	St. John's	Robert Morris (First Round, Queens, N.Y.)	L	78-89
NCAA	Villanova	Milwaukee (East Region Second Round, Buffalo, N.Y.)	W	73-53
		Connecticut (East Region Third Round, Buffalo, N.Y.)	L	60-66
NCAA	Xavier	North Carolina State (First Four, Dayton, Ohio)	L	63-68



Trevon Bluiett, Xavier

Postseason History

2012-13

NCAA Record: 13-7; **NIT Record:** 3-2

NCAA	Cincinnati	Creighton (Midwest Region Second Round, Philadelphia, Pa.)	L	63-67
NCAA	Georgetown	Florida Gulf Coast (South Region Second Round, Philadelphia, Pa.)	L	68-78
NCAA	Louisville	No. Carolina A&T (Midwest Region Second Round, Lexington, Ky.)	W	79-48
		Colorado State (Midwest Region Third Round, Lexington, Ky.)	W	82-56
		Oregon (Midwest Region Regional Semifinals, Indianapolis, Ind.)	W	77-69
		Duke (Midwest Region Final, Indianapolis, Ind.)	W	85-63
		Wichita State (Final Four, National Semifinal, Atlanta, Ga.)	W	72-68
		Michigan (Final Four, National Final, Atlanta, Ga.)	W	82-76
NCAA	Marquette	Davidson (East Region Second Round, Lexington, Ky.)	W	59-58
		Butler (East Region Third Round, Lexington, Ky.)	W	74-72
		Miami, Fla. (East Region Regional Semifinals, Washington, D.C.)	W	71-61
		Syracuse (East Region Regional Final, Washington, D.C.)	L	39-55
NCAA	Notre Dame	Iowa State (West Region Second Round, Dayton, Ohio)	L	58-76
NCAA	Pittsburgh	Wichita State (East Region Second Round, Salt Lake City, Utah)	L	55-73
NIT	Providence	Charlotte (First Round, Providence, R.I.)	W	75-66
		Robert Morris (Second Round, Providence, R.I.)	W	77-68
		Baylor (Quarterfinals, Waco, Texas)	L	68-79
NIT	St. John's	Saint Joseph's (First Round, Philadelphia, Pa.)	W	63-61
		Virginia (Second Round, Charlottesville, Va.)	L	68-50
NCAA	Syracuse	Montana (East Region Second Round, San Jose, Calif.)	W	81-34
		California (East Region Third Round, San Jose, Calif.)	W	66-60
		Indiana (East Region Regional Semifinals, Washington, D.C.)	W	61-50
		Marquette (East Region Regional Finals, Washington, D.C.)	W	55-39
		Michigan (Final Four, National Semifinal, Atlanta, Ga.)	L	56-61
NCAA	Villanova	North Carolina (South Region Second Round, Kansas City, Mo.)	L	71-78

Final 8: Marquette; **Final 4:** Syracuse; **Champion:** Louisville

2011-12

NCAA Record: 13-9; **NIT Record:** 1-1; **CBI Record:** 6-0

NCAA	Cincinnati	Texas (East Region Second Round, Nashville, Tenn.)	W	65-59
		Florida State (East Region Third Round, Nashville, Tenn.)	W	62-56
		Ohio State (East Region Regional Semifinals, Boston, Mass.)	L	66-81
NCAA	Connecticut	Iowa State (South Region Second Round, Louisville, Ky.)	L	64-77
NCAA	Georgetown	Belmont (Midwest Region Second Round, Columbus, Ohio)	W	74-59
		N.C. State (Midwest Region Third Round, Columbus, Ohio)	L	63-66
NCAA	Louisville	Davidson (West Region Second Round, Portland, Ore.)	W	69-62
		New Mexico (West Region Third Round, Portland, Ore.)	W	59-56
		Michigan State (West Region Regional Semifinals, Phoenix, Ariz.)	W	57-44
		Florida (West Region Final, Phoenix, Ariz.)	W	72-68
		Kentucky (Final Four, National Semifinal, New Orleans, La.)	L	61-69
NCAA	Marquette	BYU (West Region Second Round, Louisville, Ky.)	W	88-68
		Murray State (West Region Third Round, Louisville, Ky.)	W	62-53
		Florida (West Region Regional Semifinals, Phoenix, Ariz.)	L	58-68
NCAA	Notre Dame	Xavier (South Region Second Round, Greensboro, N.C.)	L	63-67
CBI	Pittsburgh	Wofford (First Round, Pittsburgh, Pa.)	W	81-63
		Princeton (Second Round, Pittsburgh, Pa.)	W	82-61
		Butler (Semifinals, Indianapolis, Ind.)	W	68-62 OT
		Washington State (Championship Series, Pullman, Wash.)	L	66-67
		Washington State (Championship Series, Pittsburgh, Pa.)	W	57-53
		Washington State (Championship Series, Pittsburgh, Pa.)	W	71-65
NIT	Seton Hall	Stony Brook (First Round, South Orange, N.J.)	W	63-61
		Massachusetts (Second Round, South Orange, N.J.)	L	67-77
NCAA	Syracuse	UNC Asheville (East Region Second Round, Pittsburgh, Pa.)	W	72-65
		Kansas State (East Region Third Round, Pittsburgh, Pa.)	W	75-59
		Wisconsin (East Region Regional Semifinals, Boston, Mass.)	W	64-63
		Ohio State (East Region Regional Finals, Boston, Mass.)	L	70-77
NCAA	South Florida	California (First Four, Dayton, Ohio)	W	65-54
		Temple (Midwest Region Second Round, Nashville, Tenn.)	W	58-44
		Ohio (Midwest Region Third Round, Nashville, Tenn.)	L	56-62
NCAA	West Virginia	Gonzaga (East Region Second Round, Pittsburgh, Pa.)	L	54-77

Final 16: Cincinnati, Marquette; **Final 8:** Syracuse; **Final 4:** Louisville



Peyton Siva, Louisville



Gorgui Dieng, Louisville

Postseason History



Kemba Walker, Connecticut

2010-11

NCAA Record: 13-10

NCAA	Cincinnati	Missouri (West Region Second Round, Washington, D.C.)	W	76-63
		Connecticut (West Region Third Round, Washington, D.C.)	L	58-69
NCAA	Connecticut	Bucknell (West Region Second Round, Washington, D.C.)	W	81-52
		Cincinnati (West Region Third Round, Washington, D.C.)	W	69-58
		San Diego State (West Region Semifinal, Anaheim, Calif.)	W	74-67
		Arizona (West Region Final, Anaheim, Calif.)	W	65-63
		Kentucky (Final Four, National Semifinal, Houston, Texas)	W	56-55
		Butler (Final Four, National Final, Houston, Texas)	W	53-41
NCAA	Georgetown	VCU (Southwest Region Second Round, Chicago, Ill.)	L	56-74
NCAA	Louisville	Morehead State (Southwest Region Second Round, Denver, Colo.)	L	61-62
NCAA	Marquette	Xavier (East Region Second Round, Cleveland, Ohio)	W	66-55
		Syracuse (East Region Third Round, Cleveland, Ohio)	W	66-62
		North Carolina (East Region Semifinal, Newark, N.J.)	L	63-81
NCAA	Notre Dame	Akron (Southwest Region Second Round, Chicago, Ill.)	W	69-56
		Florida State (Southwest Region Third Round, Chicago, Ill.)	L	57-71
NCAA	Pittsburgh	UNC Asheville (Southeast Region Second Round, Washington, D.C.)	W	74-51
		Butler (Southeast Region Third Round, Washington, D.C.)	L	70-71
NCAA	St. John's	Gonzaga (Southeast Region Second Round, Denver, Colo.)	L	71-86
NCAA	Syracuse	Indiana State (East Region Second Round, Cleveland, Ohio)	W	77-60
		Marquette (East Region Third Round, Cleveland, Ohio)	L	62-66
NCAA	Villanova	George Mason (East Region Second Round, Cleveland, Ohio)	L	57-61
NCAA	West Virginia	Clemson (East Region Second Round, Tampa, Fla.)	W	84-76
		Kentucky (East Region Third Round, Tampa, Fla.)	L	63-71

Final 16: Marquette; **Champion:** Connecticut

2009-10

NCAA Record: 8-8; **NIT Record:** 1-5

NIT	Connecticut	Northeastern (First Round, Storrs, Conn.)	W	59-57
		Virginia Tech (Second Round, Blacksburg, Va.)	L	63-65
	Cincinnati	Dayton (First Round, Cincinnati, Ohio)	L	66-81
NCAA	Georgetown	Ohio (Midwest Region First Round, Providence, R.I.)	L	83-97
NCAA	Louisville	California (South Region First Round, Jacksonville, Fla.)	L	62-77
NCAA	Marquette	Washington (East Region, San Jose, Calif.)	L	78-80
NCAA	Notre Dame	Old Dominion (South Region First Round, New Orleans, La.)	L	50-51
NCAA	Pittsburgh	Oakland (West Region First Round, Milwaukee, Wis.)	W	89-66
		Xavier (West Region Second Round, Milwaukee, Wis.)	L	68-71
NIT	St. John's	Memphis (First Round, Memphis, Tenn.)	L	71-73
NIT	Seton Hall	Texas Tech (First Round, Newark, N.J.)	L	69-87
NIT	USF	North Carolina State (First Round, Tampa, Fla.)	L	57-58
NCAA	Syracuse	Vermont (West Region First Round, Buffalo, N.Y.)	W	79-56
		Gonzaga (West Region Second Round, Buffalo, N.Y.)	W	87-65
		Butler (West Region Semifinal, Salt Lake City, Utah)	L	59-63
NCAA	Villanova	Robert Morris (South Region First Round, Providence, R.I.)	W	73-70 OT
		Saint Mary's (South Region Second Round, Providence, R.I.)	L	68-75
NCAA	West Virginia	Morgan State (East Region First Round, Buffalo, N.Y.)	W	77-50
		Missouri (East Region Second Round, Buffalo, N.Y.)	W	68-59
		Washington (East Region Semifinal, Syracuse, N.Y.)	W	69-56
		Kentucky (East Region Final, Syracuse, N.Y.)	W	73-66
		Duke (Final Four, National Semifinal, Indianapolis, Ind.)	L	57-78

Final 16: Syracuse; **Final 4:** West Virginia

2008-09

NCAA Record: 17-7; **NIT Record:** 3-3; **CBI Record:** 0-1

NCAA	Connecticut	Chattanooga (West Region First Round, Philadelphia, Pa.)	W	103-47
		Texas A&M (West Region Second Round, Philadelphia, Pa.)	W	92-66
		Purdue (West Region Semifinal, Glendale, Ariz.)	W	72-60
		Missouri (West Region Final, Glendale, Ariz.)	W	82-75
		Michigan State (Final Four, National Semifinal, Detroit, Mich.)	L	73-82
NIT	Georgetown	Baylor (First Round, Waco, Texas)	L	72-74
NCAA	Louisville	Morehead State (Midwest Region First Round, Dayton, Ohio)	W	74-54
		Siena (Midwest Region Second Round, Dayton, Ohio)	W	79-72
		Arizona (Midwest Region Semifinal, Indianapolis, Ind.)	W	103-64
		Michigan State (Midwest Region Final, Indianapolis, Ind.)	L	52-64
NCAA	Marquette	Utah State (West Region First Round, Boise, Idaho)	W	58-57
		Missouri (West Region Second Round, Boise Idaho)	L	79-83



Scottie Reynolds, Villanova

Postseason History

2008-09 (CONT.)

NIT	Notre Dame	UAB (First Round, Notre Dame, Ind.)	W	70-64
		New Mexico (Second Round, Notre Dame, Ind.)	W	70-68
		Kentucky (Third Round, Notre Dame, Ind.)	W	77-67
		Penn State (Semifinal, New York, N.Y.)	L	59-67
NCAA	Pittsburgh	East Tennessee State (East Region First Round, Dayton, Ohio)	W	71-62
		Oklahoma State (East Region Second Round, Dayton, Ohio)	W	84-76
		Xavier (East Region Semifinal, Boston, Mass.)	W	60-55
		Villanova (East Region Final, Boston, Mass.)	L	76-78
NIT	Providence	Miami (Fla.) (First Round, Providence, R.I.)	L	66-78
CBI	St. John's	Richmond (First Round, Richmond, Va.)	L	65-79
NCAA	Syracuse	Stephen F. Austin (South Region First Round, Miami, Fla.)	W	59-44
		Arizona State (South Region Second Round, Miami, Fla.)	W	78-67
		Oklahoma (South Region Semifinal, Memphis, Tenn.)	L	71-84
NCAA	Villanova	American (East Region First Round, Philadelphia, Pa.)	W	80-67
		UCLA (East Region Second Round, Philadelphia, Pa.)	W	88-69
		Duke (East Region Semifinal, Boston, Mass.)	W	77-54
		Pittsburgh (East Region Final, Boston, Mass.)	W	78-76
		North Carolina (Final Four, National Semifinal, Detroit, Mich.)	L	69-83
NCAA	West Virginia	Dayton (Midwest Region First Round, Minneapolis, Minn.)	L	60-68

Final 16: Syracuse; **Final 8:** Louisville, Pittsburgh; **Final 4:** Connecticut, Villanova

2007-08

NCAA Record: 11-8; **NIT Record:** 2-1; **CBI Record:** 0-1

CBI	Cincinnati	Bradley (First Round, Peoria, Ill.)	L	67-70
NCAA	Connecticut	San Diego (West Region First Round, Tampa, Fla.)	L	69-70 OT
NCAA	Georgetown	UMBC (Midwest Region First Round, Raleigh, N.C.)	W	66-47
		Davidson (Midwest Region Second Round, Raleigh, N.C.)	L	70-74
NCAA	Louisville	Boise State (East Region First Round, Birmingham, Ala.)	W	79-69
		Oklahoma (East Region Second Round, Birmingham, Ala.)	W	78-48
		Tennessee (East Region Semifinal, Charlotte, N.C.)	W	79-60
		North Carolina (East Region Final, Charlotte, N.C.)	L	73-83
NCAA	Marquette	Kentucky (South Region First Round, Anaheim, Calif.)	W	74-66
		Stanford (South Region Second Round, Anaheim, Calif.)	L	81-82 OT
NCAA	Notre Dame	George Mason (East Region First Round, Denver, Colo.)	W	68-50
		Washington State (East Region Second Round, Denver, Colo.)	L	41-61
NCAA	Pittsburgh	Oral Roberts (South Region First Round, Denver, Colo.)	W	82-63
		Michigan State (South Region Second Round, Denver, Colo.)	L	54-65
NIT	Syracuse	Robert Morris (First Round, Syracuse, N.Y.)	W	87-81
		Maryland (Second Round, Syracuse, N.Y.)	W	88-72
		Massachusetts (Quarterfinal, Syracuse, N.Y.)	L	77-81
NCAA	Villanova	Clemson (Midwest Region First Round, Tampa, Fla.)	W	75-69
		Siena (Midwest Region Second Round, Tampa, Fla.)	W	84-72
		Kansas (Midwest Region Semifinal, Detroit, Mich.)	L	57-72
NCAA	West Virginia	Arizona (West Region First Round, Washington, D.C.)	W	75-65
		Duke (West Region Second Round, Washington, D.C.)	W	73-67
		Xavier (West Region Semifinal, Phoenix, Ariz.)	L	75-79 OT

Final 16: Villanova, West Virginia; **Final 8:** Louisville

2006-07

NCAA Record: 7-6; **NIT Record:** 9-3

NIT	DePaul	Hofstra (West Region, First Round, Chicago, Ill.)	W	83-71
		Kansas State (West Region, Second Round, Manhattan, Kan.)	W	70-65
		Air Force (Quarterfinal Round, USAFA, Colo.)	L	51-52
NCAA	Georgetown	Belmont (East Region First Round, Winston-Salem, N.C.)	W	80-55
		Boston College (East Region Second Round, Winston-Salem, N.C.)	W	62-55
		Vanderbilt (East Region Semifinal, East Rutherford, N.J.)	W	66-65
		North Carolina (East Regional, Regional Final, East Rutherford, N.J.)	W	96-84 OT
		Ohio State (Final Four, National Semifinal, Atlanta, Ga.)	L	60-67
NCAA	Louisville	Stanford (South Region First Round, Lexington, Ky.)	W	78-58
		Texas A&M (South Region Second Round, Lexington, Ky.)	L	69-72
NCAA	Marquette	Michigan State (East Region First Round, Winston-Salem, N.C.)	L	49-61
NCAA	Notre Dame	Winthrop (Midwest Region First Round, Spokane, Wash.)	L	64-74
NCAA	Pittsburgh	Wright State (West Region First Round, Buffalo, N.Y.)	W	79-58
		Virginia Commonwealth (West Region Second Round, Buffalo, N.Y.)	W	84-79 OT
		UCLA (West Region Semifinal, San Jose, Calif.)	L	55-64
NIT	Providence	Bradley (North Region, First Round, Peoria, Ill.)	L	78-90 OT



David Padgett, Louisville



Roy Hibbert, Georgetown

Postseason History

BIG EAST



Jeff Green, Georgetown

2006-07 (CONT.)

NIT	Syracuse	South Alabama (South Region, First Round, Syracuse, N.Y.)	W	79-73
		San Diego State (South Region, Second Round, Syracuse, N.Y.)	W	80-64
		Clemson (Quarterfinal Round, Clemson, S.C.)	L	70-74
NCAA	Villanova	Kentucky (West Region First Round, Chicago, Ill.)	L	58-67
NIT	West Virginia	Delaware State (East Region, First Round, Morgantown, W.Va.)	W	74-50
		Massachusetts (East Region, Second Round, Morgantown, W.Va.)	W	90-77
		North Carolina State (Quarterfinal, Morgantown, W.Va.)	W	71-66
		Mississippi State (Semifinal, New York, N.Y.)	W	63-62
		Clemson (Final, New York, N.Y.)	W	78-73

Final 16: Pittsburgh; **Final 4:** Georgetown

2005-06

NCAA Record: 11-8; **NIT Record:** 7-4

NIT	Cincinnati	Charlotte (First Round, Cincinnati, Ohio)	W	86-80
		Minnesota (Second Round, Cincinnati, Ohio)	W	76-62
		South Carolina (Quarterfinal, Cincinnati, Ohio)	L	62-65
NCAA	Connecticut	Albany (Washington D.C. Region First Round, Philadelphia, Pa.)	W	72-59
		Kentucky (Washington D.C. Region Second Round, Philadelphia, Pa.)	W	87-83
		Washington (Washington D.C. Region Semifinal, Washington D.C.)	W	98-92 OT
		George Mason (Washington D.C. Region Final, Washington D.C.)	L	84-86 OT
NCAA	Georgetown	Northern Iowa (Minneapolis Region First Round, Philadelphia, Pa.)	W	54-49
		Ohio State (Minneapolis Region Second Round, Philadelphia, Pa.)	W	70-52
		Florida (Minneapolis Region Semifinal, Minneapolis, Minn.)	L	53-57
NIT	Louisville	Delaware State (First Round, Louisville, Ky.)	W	71-54
		Clemson (Second Round, Louisville, Ky.)	W	74-68
		Missouri State (Quarterfinal, Louisville, Ky.)	W	74-56
		South Carolina (Semifinal, New York, N.Y.)	L	63-78
NCAA	Marquette	Alabama (Oakland Region First Round, San Diego, Calif.)	L	85-90
NIT	Notre Dame	Vanderbilt (First Round, Notre Dame, Ind.)	W	79-69
		Michigan (Second Round, Ann Arbor, Mich.)	L	84-87 OT
NCAA	Pittsburgh	Kent State (Oakland Region First Round, Auburn Hills, Mich.)	W	79-64
		Bradley (Oakland Region Second Round, Auburn Hills, Mich.)	L	66-72
NIT	Rutgers	Penn State (Opening Round, University Park, Pa.)	W	76-71
		St. Joseph's (First Round, Philadelphia, Pa.)	L	62-71
NCAA	Seton Hall	Wichita State (Washington D.C. Region First Round, Greensboro, N.C.)	L	66-86
NCAA	Syracuse	Texas A&M (Atlanta Region First Round, Jacksonville, Fla.)	L	58-66
NCAA	Villanova	Monmouth (Minneapolis Region First Round, Philadelphia, Pa.)	W	58-45
		Arizona (Minneapolis Region Second Round, Philadelphia, Pa.)	W	82-78
		Boston College (Minneapolis Region Semifinal, Minneapolis, Minn.)	W	60-59 OT
		Florida (Minneapolis Region Final, Minneapolis, Minn.)	L	62-75
NCAA	West Virginia	Southern Illinois (Atlanta Region First Round, Auburn Hills, Mich.)	W	64-46
		NW State (Atlanta Region Second Round, Auburn Hills, Mich.)	W	67-54
		Texas (Atlanta Region Semifinal, Atlanta, Ga.)	L	71-74


Final 16: Georgetown, West Virginia; **Final 8:** Connecticut, Villanova

2004-05

NCAA Record: 7-6; **NIT Record:** 2-2

NCAA	Boston College	Pennsylvania (Chicago Region, First Round, Cleveland, Ohio)	W	85-65
		Wisconsin-Milw. (Chicago Region, Second Round, Cleveland, Ohio)	L	75-83
NCAA	Connecticut	Central Florida (Syracuse Region, First Round, Worcester, Mass.)	W	77-71
		NC State (Syracuse Region, First Round, Worcester, Mass.)	L	62-65
NIT	Georgetown	Boston University (First Round, Washington, D.C.)	W	64-34
		Cal-State Fullerton (Second Round, Washington, D.C.)	W	74-57
		South Carolina (Quarterfinal, Columbia, S.C.)	L	66-69
NIT	Notre Dame	Holy Cross (First Round, Notre Dame, Ind.)	L	73-78
NCAA	Pittsburgh	Pacific (Albuquerque Region First Round, Boise, Idaho)	L	71-79
NCAA	Syracuse	Vermont (Austin Region, First Round, Worcester, Mass.)	L	57-60
NCAA	Villanova	New Mexico (Syracuse Region, First Round, Nashville, Tenn.)	W	55-47
		Florida (Syracuse Region, Second Round, Nashville, Tenn.)	W	76-65
		North Carolina (Syracuse Region, Regional Semifinal, Syracuse, N.Y.)	L	66-67
NCAA	West Virginia	Creighton (Albuquerque Region, First Round, Cleveland, Ohio)	W	63-61
		Wake Forest (Albuquerque Region, Second Round, Cleveland, Ohio)	W	111-105 OT
		Texas Tech (Albuquerque Region, Regional Semifinal, Albuquerque, N.M.)	W	65-60
		Louisville (Albuquerque Region, Regional Final, Albuquerque, N.M.)	L	85-93 OT

Final 16: Villanova; **Final 8:** West Virginia



Randy Foye, Villanova

Postseason History

2003-04

NCAA Record: 12-5; **NIT Record:** 10-4 (including two games between BIG EAST teams)

NCAA	Boston College	Utah (St. Louis Region 1st Round, Milwaukee, Wis.)	W,	58-51
		Georgia Tech (St. Louis Region 2nd Round, Milwaukee, Wis.)	L,	54-57
NCAA	Connecticut	Vermont (Phoenix Region 1st Round, Buffalo, N.Y.)	W,	70-53
		DePaul (Phoenix Region 2nd Round, Buffalo, N.Y.)	W,	72-55
		Vanderbilt (Phoenix Region Semifinal, Phoenix, Ariz.)	W,	73-53
		Alabama (Phoenix Region Final, Phoenix, Ariz.)	W,	87-71
		Duke (Final Four, San Antonio, Texas)	W,	79-78
		Georgia Tech (Final Four, San Antonio, Texas)	W,	82-73 1st
NIT	Notre Dame	Purdue (1st Round, Notre Dame, Ind.)	W,	71-59
		Saint Louis (2nd Round, Ft. Wayne, Ind.)	W,	77-66
		Oregon (Quarterfinals, Notre Dame, Ind.)	L,	61-65
NCAA	Pittsburgh	UCF (East Rutherford Region 1st Round, Milwaukee, Wis.)	W,	53-44
		Wisconsin (East Rutherford Region 2nd Round, Milwaukee, Wis.)	W,	59-55
		Oklahoma State (East Rutherford Region Semifinal, E. Rutherford, N.J.)	L,	51-63
NCAA	Providence	Pacific (St. Louis Region 1st Round, Kansas City, Mo.)	L,	58-66
NIT	Rutgers	Temple (1st Round, Piscataway, N.J.)	W,	76-71
		West Virginia (2nd Round, Piscataway, N.J.)	W,	67-64
		Villanova (Quarterfinals, Piscataway, N.J.)	W,	72-60
		Iowa State (Semifinals, MSG, New York, N.Y.)	W,	84-81 OT
		Michigan (Championships, MSG, New York, N.Y.)	L,	55-62 2nd
NCAA	Seton Hall	Arizona (Atlanta Region 1st Round, Raleigh, N.C.)	W,	80-76
		Duke (Atlanta Region 2nd Round, Raleigh, N.C.)	L,	62-90
NCAA	Syracuse	BYU (Phoenix Region 1st Round, Denver, Colo.)	W,	80-75
		Maryland (Phoenix Region 2nd Round, Denver, Colo.)	W,	72-70
		Alabama (Phoenix Region Semifinal, Phoenix, Ariz.)	L,	71-80
NIT	Villanova	Drexel (1st Round, Villanova, Pa.)	L,	70-85
		Virginia (2nd Round, Villanova, Pa.)	W,	72-63
		Rutgers (Quarterfinals, Piscataway, N.J.)	L,	60-72
NIT	West Virginia	Kent State (Opening Round, Kent, Ohio)	W,	65-54
		Rhode Island (1st Round, Morgantown, W.Va.)	W,	79-72
		Rutgers (2nd Round, Piscataway, N.J.)	L,	64-67


Final 16: Pittsburgh, Syracuse; **Champion:** Connecticut

2002-03


NCAA Record: 12-3; **NIT Record:** 12-5 (including two games between BIG EAST teams)

NIT	Boston College	Fairfield (Opening Round, Bridgeport, Conn.)	W	90-78
		Temple (1st Round, Philadelphia, Pa.)	L	62-75
NCAA	Connecticut	BYU (South Region 1st Round, Spokane, Wash.)	W	58-53
		Stanford (South Region 2nd Round, Spokane, Wash.)	W	85-74
		Texas (South Region Semifinal, San Antonio, Texas)	L	78-82
NIT	Georgetown	Tennessee (1st Round, Knoxville, Tenn.)	W	70-60
		Providence (2nd Round, Providence, R.I.)	W	67-58
		North Carolina (Quarterfinals, Chapel Hill, N.C.)	W	79-74
		Minnesota (Semifinals, MSG, New York, N.Y.)	W	88-7
		St. John's (Championship, MSG, New York, N.Y.)	L	67-70 2nd
NCAA	Notre Dame	UW-Milwaukee (West Region 1st Round, Indianapolis, Ind.)	W	70-69
		Illinois (West Region 2nd Round, Indianapolis, Ind.)	W	68-60
		Arizona (West Region Semifinal, Anaheim, Calif.)	L	71-88
NCAA	Pittsburgh	Wagner (Midwest Region 1st Round, Boston, Mass.)	W	87-61
		Indiana (Midwest Region 2nd Round, Boston, Mass.)	W	74-52
		Marquette (Midwest Region Semifinal, Minneapolis, Minn.)	L	74-77
NIT	Providence	Richmond (Opening Round, Richmond, Va.)	W	67-49
		College of Charleston (1st Round, Providence, R.I.)	W	69-64
		Georgetown (2nd Round, Providence, R.I.)	L	58-67
NIT	St. John's	Boston University (1st Round, Jamaica, N.Y.)	W	62-57
		Virginia (2nd Round, Jamaica, N.Y.)	W	73-63
		UAB (Quarterfinals, Jamaica, N.Y.)	W	79-71
		Texas Tech (Semifinals, MSG, New York, N.Y.)	W	64-63
		Georgetown (Championship, MSG, New York, N.Y.)	W	70-67 1st
NIT	Seton Hall	Rhode Island (1st Round, Kingston, R.I.)	L	60-61
NCAA	Syracuse	Manhattan (East Region 1st Round, Boston, Mass.)	W	76-65
		Oklahoma State (East Region 2nd Round, Boston, Mass.)	W	68-56
		Auburn (East Region Semifinal, Albany, N.Y.)	W	79-78
		Oklahoma (East Region Final, Albany, N.Y.)	W	63-47
		Texas (Final Four, New Orleans, La.)	W	95-84
		Kansas (Final Four, New Orleans, La.)	W	81-78 1st
NIT	Villanova	Siena (Opening Round, Albany, N.Y.)	L	59-74

Final 16: Connecticut, Notre Dame, Pittsburgh; **Champion:** Syracuse



Ben Gordon, Connecticut



Postseason History



2001-02

NCAA Record: 6-6; **NIT Record:** 5-4

NCAA	Boston College	Texas (Midwest Region 1st Round, Dallas, Texas)	L	57-70
NCAA	Connecticut	Hampton (East Region 1st Round, Washington, D.C.)	W	78-67
		NC State (East Region 2nd Round, Washington, D.C.)	W	77-74
		Southern Illinois (East Region Semifinal, Syracuse, N.Y.)	W	71-59
		Maryland (East Region Final, Syracuse, N.Y.)	L	82-90
NCAA	Miami	Missouri (West Region 1st Round, Albuquerque, N.M.)	L	80-93
NCAA	Notre Dame	Charlotte (South Region 1st Round, Greenville, S.C.)	W	82-63
		Duke (South Region 2nd Round, Greenville, S.C.)	L	77-84
NCAA	Pittsburgh	Central Connecticut (South Region 1st Round, Pittsburgh, Pa.)	W	71-54
		California (South Region 2nd Round, Pittsburgh, Pa.)	W	63-50
		Kent State (South Region Semifinal, Lexington, Ky.)	L	73-78 OT
NIT	Rutgers	Yale (1st Round, Piscataway, N.J.)	L	65-67
NCAA	St. John's	Wisconsin (East Region 1st Round, Washington, D.C.)	L	70-80
NIT	Syracuse	St. Bonaventure (1st Round, Syracuse, N.Y.)	W	76-66
		Butler (2nd Round, Syracuse, N.Y.)	W	66-65 OT
		Richmond (3rd Round, Richmond, Va.)	W	62-46
		South Carolina (Semifinals, MSG, New York, N.Y.)	L	59-66
		Temple (Consolation, MSG, New York, N.Y.)	L	54-65
NIT	Villanova	Manhattan (1st Round, Villanova, Pa.)	W	84-69
		Louisiana Tech (2nd Round, Villanova, Pa.)	W	67-64
		Temple (3rd Round, Philadelphia, Pa.)	L	57-63

Final 16: Pittsburgh; **Final 8:** Connecticut

2000-01

NCAA Record: 5-5; **NIT Record:** 2-6

NCAA	Boston College	Southern Utah (East Region 1st Round, Uniondale, NY.)	W	68-65
		USC (East Region 2nd Round, Uniondale, N.Y.)	L	71-74
NIT	Connecticut	South Carolina (1st Round, Storrs, Conn.)	W	72-65
		Detroit (2nd Round, Storrs, Conn.)	L	61-67
NCAA	Georgetown	Arkansas (West Region 1st Round, Boise, Idaho)	W	63-61
		Hampton (West Region 2nd Round, Boise, Idaho)	W	76-57
		Maryland (West Region Semifinal, Anaheim, Calif.)	L	66-76
NIT	Miami	Auburn (1st Round, Auburn, Ala.)	L	58-60
NCAA	Notre Dame	Xavier (Midwest Region 1st Round, Kansas City, Mo.)	W	83-71
		Mississippi (Midwest Region 2nd Round, Kansas City, Mo.)	L	56-59
NIT	Pittsburgh	St. Bonaventure (1st Round, Pittsburgh, Pa.)	W	84-75
		Mississippi State (2nd Round, Pittsburgh, Pa.)	L	61-66
NCAA	Providence	Penn State (South Region 1st Round, New Orleans, La.)	L	59-69
NIT	Seton Hall	Alabama (1st Round, Tuscaloosa, Ala.)	L	79-85
NCAA	Syracuse	Hawaii (Midwest Region 1st Round, Dayton, Ohio)	W	79-69
		Kansas (Midwest Region 2nd Round, Dayton, Ohio)	L	58-87
NIT	Villanova	Minnesota (1st Round, Minneapolis, Minn.)	L	78-87
NIT	West Virginia	Richmond (1st Round, Richmond, Va.)	L	56-79

Final 16: Georgetown


1999-2000

NCAA Record: 8-5; **NIT Record:** 6-4

NCAA	Connecticut	Utah State (South Region 1st Round, Birmingham, Ala.)	W	75-67
		Tennessee (South Region 2nd round, Birmingham, Ala.)	L	51-65
NIT	Georgetown	Virginia (1st Round, Charlottesville, Va.)	W	115-111 3OT
		California (2nd Round, Berkeley, Calif.)	L	49-60
NCAA	Miami	Arkansas (South Region 1st Round, Nashville, Tenn.)	W	75-71
		Ohio State (South Region 2nd Round, Nashville, Tenn.)	W	75-62
		Tulsa (South Region Semifinal, Austin, Texas)	L	71-80
NIT	Notre Dame	Michigan (1st Round, Notre Dame, Ind.)	W	75-65
		Xavier (2nd Round, Notre Dame, Ind.)	W	76-64
		BYU (3rd Round, Notre Dame, Ind.)	W	64-52
		Penn State (Semifinals, MSG, New York, N.Y.)	W	73-52
		Wake Forest (Championship, MSG, New York, N.Y.)	L	61-71
NIT	Rutgers	Kent State (1st Round, Kent, Ohio)	L	62-73
NCAA	St. John's	Northern Arizona (West Region 1st Round, Tucson, Ariz.)	W	61-56
		Gonzaga (West Region 2nd Round, Tucson, Ariz.)	L	76-82
NCAA	Seton Hall	Oregon (East Region 1st Round, Buffalo, N.Y.)	W	72-71 OT
		Temple (East Region 2nd Round, Buffalo, N.Y.)	W	67-65 OT
		Oklahoma State (East Region Semifinal, Syracuse, N.Y.)	L	66-68



Mike Sweetney, Georgetown



Shaheen Holloway, Seton Hall

Postseason History

1999-2000 (CONT.)

NCAA	Syracuse	Samford (Midwest Region 1st Round, Cleveland, Ohio)	W	79-65
		Kentucky (Midwest Region 2nd Round, Cleveland, Ohio)	W	52-50
		Mich. State (Midwest Region Semifinal, Auburn Hills, Mich.)	L	58-75
NIT	Villanova	Delaware (1st Round, Villanova, Pa.)	W	72-63
		Kent State (2nd Round, Villanova, Pa.)	L	67-81

Final 16: Miami, Seton Hall, Syracuse

1998-99

NCAA Record: 10-4; **NIT Record:** 1-4

NCAA	Connecticut	Texas-San Antonio (West Region 1st Round, Denver, Colo.)	W	91-66
		New Mexico (West Region 2nd Round, Denver, Colo.)	W	78-56
		Iowa (West Region Semifinal, Phoenix, Ariz.)	W	76-68
		Gonzaga (West Region Final, Phoenix, Ariz.)	W	67-62
		Ohio State (Final Four, St. Petersburg, Fla.)	W	64-58
		Duke (Final Four, St. Petersburg, Fla.)	W	77-74 1st
NIT	Georgetown	Princeton (1st Round, Princeton, N.J.)	L	47-54
NCAA	Miami	Lafayette (East Region 1st Round, Boston, Mass.)	W	75-54
		Purdue (East Region 2nd Round, Boston, Mass.)	L	63-73
NIT	Providence	NC State (1st Round, Raleigh, N.C.)	L	86-92
NIT	Rutgers	Hofstra (1st Round, Piscataway, N.J.)	W	58-45
		Clemson (2nd Round, Piscataway, N.J.)	L	68-78
NCAA	St. John's	Samford (South Region 1st Round, Orlando, Fla.)	W	69-43
		Indiana (South Region 2nd Round, Orlando, Fla.)	W	86-61
		Maryland (South Region Semifinal, Knoxville, Tenn.)	W	76-62
		Ohio State (South Region Final, Knoxville, Tenn.)	L	74-77
NIT	Seton Hall	Old Dominion (1st Round, Norfolk, Va.)	L	56-75
NCAA	Syracuse	Oklahoma St. (South Region 1st Round, Indianapolis, Ind.)	L	61-69
NCAA	Villanova	Mississippi (Midwest Region 1st Round, Milwaukee, Wis.)	L	70-72

Final 8: St. John's; **Champion:** Connecticut

1997-98

NCAA Record: 7-5; **NIT Record:** 1-2

NCAA	Connecticut	Fairleigh Dickinson (East Region 1st Round, Washington, D.C.)	W	93-85
		Indiana (East Region 2nd Round, Washington, D.C.)	W	78-68
		Washington (East Region Semifinal, Greensboro, N.C.)	W	75-74
		North Carolina (East Region Final, Greensboro, N.C.)	L	64-75
NIT	Georgetown	Florida (1st round, Gainesville, Fla.)	W	71-69
		Georgia Tech (2nd Round, Atlanta, Ga.)	L	79-80 OT
NCAA	Miami	UCLA (South Region 1st Round, Atlanta, Ga.)	L	62-65
NCAA	St. John's	Detroit (Midwest Region 1st Round, Chicago, Ill.)	L	64-66
NIT	Seton Hall	Georgia Tech (1st Round, Atlanta, Ga.)	L	78-88
NCAA	Syracuse	Iona (South Region 1st Round, Lexington, Ky.)	W	63-61
		New Mexico (South Region 2nd Round, Lexington, Ky.)	W	56-46
		Duke (South Region Semifinal, St. Petersburg, Fla.)	L	67-80
NCAA	West Virginia	Temple (West Region 1st Round, Boise, Idaho)	W	82-52
		Cincinnati (West Region 2nd Round, Boise, Idaho)	W	75-74
		Utah (West Region Semifinal, Anaheim, Calif.)	L	62-65

Final 16: Syracuse, West Virginia; **Final 8:** Connecticut

1996-97

NCAA Record: 5-4 ; **NIT Record:** 9-6

NCAA	Boston College	Valparaiso (West Region 1st Round, Salt Lake City, Utah)	W	73-66
		St. Joseph's (West Region 2nd Round, Salt Lake City, Utah)	L	77-81 OT
NIT	Connecticut	Iona (1st round, Storrs, Conn.)	W	71-66
		Bradley (2nd round, Storrs, Conn.)	W	63-47
		Nebraska (Quarterfinals, Storrs, Conn.)	W	76-67
		Florida State (Semifinals, MSG, New York, N.Y.)	L	65-71 OT
		Arkansas (Consolation, MSG, New York, N.Y.)	W	74-64
NCAA	Georgetown	Charlotte (West Region 1st Round, Tucson, Ariz.)	L	67-79
NIT	Miami	Michigan (1st round, Ann Arbor, Mich.)	L	73-76
NIT	Notre Dame	Oral Roberts (1st round, Notre Dame, Ind.)	W	74-58
		Texas Christian (2nd round, Notre Dame, Ind.)	W	82-72
		Michigan (Quarterfinals, Notre Dame, Ind.)	L	66-67
NIT	Pittsburgh	New Orleans (1st round, Pittsburgh, Pa.)	W	82-63
		Arkansas (2nd round, Fayetteville, Ark.)	L	71-76



Lavar Postell, St John's



Jason Lawson, Villanova

Postseason History



Austin Croshere, Providence

1996-97 (CONT.)

NCAA	Providence	Marquette (Southeast Region 1st Round, Charlotte, N.C.)	W	81-59
		Duke (Southeast Region 2nd Round, Charlotte, N.C.)	W	98-87
		Chattanooga (Southeast Region Semifinal, Birmingham, Ala.)	W	71-65
		Arizona (Southeast Region Final, Birmingham, Ala.)	L	92-96 OT
NIT	Syracuse	Florida State (1st round, Syracuse, N.Y.)	L	67-82
NCAA	Villanova	Long Island (East Region 1st Round, Winston-Salem, N.C.)	W	101-91
		California (East Region 2nd Round, Winston-Salem, N.C.)	L	68-75
NIT	West Virginia	Bowling Green (1st round, Morgantown, W. Va.)	W	98-95
		NC State (2nd round, Raleigh, N.C.)	W	76-73
		Florida State (Quarterfinals, Morgantown, W. Va.)	L	71-76

Final 8: Providence

1995-96

NCAA Record: 12-5 ; **NIT Record:** 1-1

NCAA	Boston College	Indiana (Southeast Region 1st Round, Orlando, Fla.)	W	64-51
		Georgia Tech (Southeast Region 2nd Round, Orlando, Fla.)	L	89-103
NCAA	Connecticut	Colgate (Southeast Region 1st Round, Indianapolis, Ind.)	W	68-59
		Eastern Michigan (Southeast Region 2nd Round, Indianapolis, Ind.)	W	95-81
		Mississippi State (Southeast Region Semifinal, Lexington, Ky.)	L	55-60
NCAA	Georgetown	Mississippi Valley State (East Region 1st Round, Richmond, Va.)	W	93-56
		New Mexico (East Region 2nd Round, Richmond, Va.)	W	73-62
		Texas Tech (East Region Semifinal, Atlanta, Ga.)	W	98-90
		Massachusetts (East Region final, Atlanta, Ga.)	L	62-86
NIT	Providence	Fairfield (1st round, New Haven, Conn.)	W	91-79
		St. Joseph's (2nd round, Providence, R.I.)	L	62-82
NCAA	Syracuse	Montana State (West Region 1st Round, Albuquerque, N.M.)	W	88-55
		Drexel (West Region 2nd Round, Albuquerque, N.M.)	W	69-58
		Georgia (West Region Semifinal, Denver, Colo.)	W	83-81 OT
		Kansas (West Region final, Denver, Colo.)	W	60-57
		Mississippi State (Final Four, East Rutherford, N.J.)	W	77-69
		Kentucky (Final Four, East Rutherford, N.J.)	L	67-76 2nd
NCAA	Villanova	Portland (Midwest Region 1st Round, Milwaukee, Wis.)	W	92-58
		Louisville (Midwest Region 2nd Round, Milwaukee, Wis.)	L	64-68

Final 16: Connecticut; **Final 8:** Georgetown; **Championship Game:** Syracuse

1994-95

NCAA Record: 6-4; **NIT Record:** 1-4

NCAA	Connecticut	Chattanooga (West Region 1st Round, Salt Lake City, Utah)	W	100-71
		Cincinnati (West Region 2nd Round, Salt Lake City, Utah)	W	96-91
		Maryland (West Region Semifinal, Oakland, Calif.)	W	99-89
		UCLA (West Region Final, Oakland, Calif.)	L	96-102
NCAA	Georgetown	Xavier (Southeast Region 1st Round, Tallahassee, Fla.)	W	68-63
		Weber State (Southeast Region 2nd Round, Tallahassee, Fla.)	W	53-51
		North Carolina (Southeast Region Semifinal, Birmingham, Ala.)	L	64-74
NIT	Miami	Penn State (1st Round, State College, Pa.)	L	56-62
NIT	Providence	College of Charleston (1st Round, Providence, R.I.)	W	72-67
		Virginia Tech (2nd Round, Providence, R.I.)	L	78-91
NIT	St. John's	South Florida (1st Round, Tampa, Fla.)	L	67-74
NIT	Seton Hall	Canisius (1st Round, Buffalo, N.Y.)	L	71-83
NCAA	Syracuse	Southern Illinois (Midwest Region 1st Round, Austin, Texas)	W	96-92
		Arkansas (Midwest Region 2nd Round, Austin, Texas)	L	94-96 OT
NCAA	Villanova	Old Dominion (East Region 1st Round, Albany, N.Y.)	L	81-89 3OT

Final 16: Georgetown; **Final 8:** Connecticut



Allen Iverson, Georgetown

Postseason History

1993-94

NCAA Record: 8-6; **NIT Record:** 5-0

NCAA	Boston College	Washington State (East Region 1st Round, Landover, Md.)	W	67-64
		North Carolina (East Region 2nd Round, Landover, Md.)	W	75-72
		Indiana (East Region Semifinal, Miami, Fla.)	W	77-68
		Florida (East Region Final, Miami, Fla.)	L	66-74
NCAA	Connecticut	Rider (East Region 1st Round, Uniondale, N.Y.)	W	64-46
		George Washington (East Region 2nd Round, Uniondale, N.Y.)	W	75-63
		Florida (East Region Semifinal, Miami, Fla.)	L	60-69 OT
NCAA	Georgetown	Illinois (Midwest Region 1st Round, Oklahoma City, Okla.)	W	84-77
		Arkansas (Midwest Region 2nd Round, Oklahoma City, Okla.)	L	73-85
NCAA	Providence	Alabama (Southeast Region 1st Round, Lexington, Ky.)	L	70-76
NCAA	Seton Hall	Michigan State (Southeast Region 1st Round, St. Petersburg, Fla.)	L	77-84
NCAA	Syracuse	Hawaii (West Region 1st Round, Ogden, Utah)	W	92-78
		UW-Green Bay (West Region 2nd Round, Ogden, Utah)	W	64-59
		Missouri (West Region Semifinal, Los Angeles, Calif.)	L	88-98 OT
NIT	Villanova	Canisius (1st Round, Villanova, Pa.)	W	103-79
		Duquesne (2nd Round, Pittsburgh, Pa.)	W	82-67
		Xavier (3rd Round, Villanova, Pa.)	W	76-74
		Siena (Semifinals, MSG, New York, N.Y.)	W	66-58
		Vanderbilt (Championship, MSG, New York, N.Y.)	W	80-73 – 1st

Final 16: Connecticut, Syracuse; **Final 8:** Boston College

1992-93

NCAA Record: 2-3; **NIT Record:** 9-5 (including one game between BIG EAST teams)


NIT	Boston College	Niagara (1st Round, Niagara, N.Y.)	W	87-83
		Rice (2nd Round, Chestnut Hill, Mass.)	W	101-68
		Providence (3rd Round, Chestnut Hill, Mass.)	L	58-75
NIT	Connecticut	Jackson State (1st Round, Storrs, Conn.)	L	88-90 OT
NIT	Georgetown	Arizona State (1st Round, Tempe, Ariz.)	W	78-68
		UTEP (2nd Round, Washington, D.C.)	W	71-44
		Miami, Ohio (3rd Round, Fairfax, Va.)	W	66-53
		UAB (Semifinals, MSG, New York, N.Y.)	W	45-41
		Minnesota (Championship, MSG, New York, N.Y.)	L	61-62
NCAA	Pittsburgh	Utah (Southeast Region 1st Round, Nashville, Tenn.)	L	65-86
NIT	Providence	James Madison (1st Round, Providence, R.I.)	W	73-61
		West Virginia (2nd Round, Providence, R.I.)	W	68-67
		Boston College (3rd Round, Chestnut Hill, Mass.)	W	75-58
		Minnesota (Semifinals, MSG, New York, N.Y.)	L	60-76
		UAB (Consolation, MSG, New York, N.Y.)	L	52-55
NCAA	St. John's	Texas Tech (East Region 1st Round, Winston-Salem, N.C.)	W	85-67
		Arkansas (East Region 2nd Round, Winston-Salem, N.C.)	L	74-80
NCAA	Seton Hall	Tennessee State (Southeast Region 1st Round, Orlando, Fla.)	W	81-59
		Western Kentucky (Southeast Region 2nd Round, Orlando, Fla.)	L	68-72

1991-92

NCAA Record: 4-4; **NIT Record:** 2-3

NIT	Boston College	Southern Illinois (1st Round, Chestnut Hill, Mass.)	W	78-69
		Rhode Island (2nd Round, Chestnut Hill, Mass.)	L	80-81 20T
NCAA	Connecticut	Nebraska (Southeast Region 1st Round, Cincinnati, Ohio)	W	86-65
		Ohio State (Southeast Region 2nd Round, Cincinnati, Ohio)	L	55-78
NCAA	Georgetown	South Florida (West Region 1st Round, Boise, Idaho)	W	75-60
		Florida State (West Region 2nd Round, Boise, Idaho)	L	68-78
NIT	Pittsburgh	Penn State (1st Round, State College, Pa.)	W	67-65
		Florida (2nd Round, Pittsburgh, Pa.)	L	74-77
NCAA	St. John's	Tulane (Southeast Region 1st Round, Atlanta, Ga.)	L	57-61
NCAA	Seton Hall	La Salle (East Region 1st Round, Greensboro, N.C.)	W	78-76
		Missouri (East Region 2nd Round, Greensboro, N.C.)	W	88-71
		Duke (East Region Semifinal, Philadelphia, Pa.)	L	69-81
NCAA	Syracuse	Princeton (East Region 1st Round, Worcester, Mass.)	W	51-43
		Massachusetts (East Region 2nd Round, Worcester, Mass.)	L	71-77 OT
NIT	Villanova	Virginia (1st Round, Villanova, Pa.)	L	80-83

Final 16: Seton Hall



Malik Sealy, St. John's



*Arturas Karnisovas,
Seton Hall*

Postseason History



Mark Tillmon, Georgetown

1990-91

NCAA Record: 11-7; **NIT Record:** 2-1

NCAA	Connecticut	LSU (Midwest Region 1st Round, Minneapolis, Minn.)	W	79-62
		Xavier (Midwest Region 2nd Round, Minneapolis, Minn.)	W	66-50
		Duke (Midwest Region Semifinal, Pontiac, Mich.)	L	67-81
NCAA	Georgetown	Vanderbilt (West Region 1st Round, Tucson, Ariz.)	W	70-60
		UNLV (West Region 2nd Round, Tucson, Ariz.)	L	54-62
NCAA	Pittsburgh	Georgia (Southeast Region 1st Round, Louisville, Ky.)	W	76-68 OT
		Kansas (Southeast Region 2nd Round, Louisville, Ky.)	L	66-77
NIT	Providence	James Madison (1st Round, Providence, R.I.)	W	98-93 2OT
		West Virginia (2nd Round, Providence, R.I.)	W	85-79
		Oklahoma (3rd Round, Providence, R.I.)	L	74-83
NCAA	St. John's	Northern Illinois (Midwest Region 1st Round, Dayton, Ohio)	W	75-68
		Texas (Midwest Region 2nd Round, Dayton, Ohio)	W	84-76
		Ohio State (Midwest Region Semifinal, Pontiac, Mich.)	W	91-74
		Duke (Midwest Region Final, Pontiac, Mich.)	L	61-78
NCAA	Seton Hall	Pepperdine (West Region 1st Round, Salt Lake City, Utah)	W	71-51
		Creighton (West Region 2nd Round, Salt Lake City, Utah)	W	81-69
		Arizona (West Region Semifinal, Seattle, Wash.)	W	81-77
		UNLV (West Region Final, Seattle, Wash.)	L	65-77
NCAA	Syracuse	Richmond (East Region 1st Round, College Park, Md.)	L	69-73
NCAA	Villanova	Princeton (East Region 1st Round, Syracuse, N.Y.)	W	50-48
		North Carolina (East Region 2nd Round, Syracuse, N.Y.)	L	69-84

Final 16: Connecticut; **Final 8:** St. John's, Seton Hall

1989-90

NCAA Record: 7-6

NCAA	Connecticut	Boston University (East Region 1st Round, Hartford, Conn.)	W	76-52
		California (East Region 2nd Round, Hartford, Conn.)	W	74-54
		Clemson (East Region Semifinal, East Rutherford, N.J.)	W	71-70
		Duke (East Region Final, East Rutherford, N.J.)	L	78-79 OT
NCAA	Georgetown	Texas Southern (Midwest Region 1st Round, Indianapolis, Ind.)	W	70-52
		Xavier (Midwest Region 2nd Round, Indianapolis, Ind.)	L	71-74
NCAA	Providence	Ohio State (West Region 1st Round, Salt Lake City, Utah)	L	83-84 OT
NCAA	St. John's	Temple (East Region 1st Round, Atlanta, Ga.)	W	81-65
		Duke (East Region 2nd Round, Atlanta, Ga.)	L	72-76
NCAA	Syracuse	Coppin State (Southeast Region 1st Round, Richmond, Va.)	W	71-48
		Virginia (Southeast Region 2nd Round, Richmond, Va.)	W	63-61
		Minnesota (Southeast Region Semifinal, New Orleans, La.)	L	75-82
NCAA	Villanova	LSU (Southeast Regional, Knoxville, Tenn.)	L	63-70

Final 16: Syracuse; **Final 8:** Connecticut

1988-89

NCAA Record: 11-5 ; **NIT Record:** 9-2

NIT	Connecticut	Charlotte (1st Round, Charlotte, N.C.)	W	67-62
		California (2nd Round, Hartford, Conn.)	W	73-72
		UAB (3rd Round, Storrs, Conn.)	L	79-85
NCAA	Georgetown	Princeton (East Region 1st Round, Providence, R.I.)	W	50-49
		Notre Dame (East Region 1st Round, Providence, R.I.)	W	81-74
		NC State (East Region Semifinal, East Rutherford, N.J.)	W	69-61
		Duke (East Region Final, East Rutherford, N.J.)	L	77-85
NCAA	Pittsburgh	Ball State (Midwest Region 1st Round, Indianapolis, Ind.)	L	64-68
NCAA	Providence	Virginia (Southeast Region 1st Round, Nashville, Tenn.)	L	97-100
NIT	St. John's	Mississippi (1st Round, Jamaica, N.Y.)	W	70-67
		Oklahoma State (2nd Round, Jamaica, N.Y.)	W	76-64
		Ohio State (3rd Round, Columbus, Ohio)	W	83-80 OT
		UAB (Semifinals, MSG, New York, N.Y.)	W	76-65
		Saint Louis (Championship, MSG, New York, N.Y.)	W	73-65
NCAA	Seton Hall	SW Missouri State (West Region 1st Round, Tucson, Ariz.)	W	60-51
		Evansville (West Region 2nd Round, Tucson, Ariz.)	W	87-73
		Indiana (West Region Semifinal, Denver, Colo.)	W	78-65
		UNLV (West Region Final, Denver, Colo.)	W	84-61
		Duke (Final Four, Seattle, Wash.)	W	95-78
		Michigan (Final Four, Seattle, Wash.)	L	80-79 OT 2nd
NCAA	Syracuse	Bucknell (Midwest Region 1st Round, Dallas, Texas)	W	104-81
		Colorado State (Midwest Region 2nd Round, Dallas, Texas)	W	65-50
		Missouri (Midwest Region Semifinal, Minneapolis, Minn.)	W	83-80
		Illinois (Midwest Region Final, Minneapolis, Minn.)	L	86-89
NIT	Villanova	St. Peter's (1st Round, Villanova, Pa.)	W	76-56
		Penn State (2nd Round, Villanova, Pa.)	W	76-67
		Michigan State (3rd Round, Villanova, Pa.)	L	63-70

Final 8: Georgetown, Syracuse; **Final 4:** Seton Hall; **Championship Game:** Seton Hall



John Morton, Seton Hall

Postseason History

1987-88

NCAA Record: 7-6 ; **NIT Record:** 8-2 (including one game between BIG EAST teams)

NIT	Boston College	Siena (1st Round, Chestnut Hill, Mass.)	W	73-65
		Evansville (2nd Round, Evansville, Ind.)	W	86-81
		Middle Tennessee State (3rd Round, Murfreesboro, Tenn.)	W	78-69
		Connecticut (Semifinals, MSG, New York, N.Y.)	L	67-73
		Colorado State (Consolation, MSG, New York, N.Y.)	L	57-58
NIT	Connecticut	West Virginia (1st Round, Morgantown, W. Va.)	W	62-57
		Louisiana Tech (2nd Round, Hartford, Conn.)	W	65-59
		Virginia Commonwealth (3rd Round, Storrs, Conn.)	W	72-61
		Boston College (Semifinals, MSG, New York, N.Y.)	W	73-67
		Ohio State (Championship, MSG, New York, N.Y.)	W	72-67 1st
NCAA	Georgetown	LSU (East Region 1st Round, Hartford, Conn.)	W	66-63
		Temple (East Region 2nd Round, Hartford, Conn.)	L	53-74
NCAA	Pittsburgh	Eastern Michigan (Midwest Region 1st Round, Lincoln, Neb.)	W	108-90
		Vanderbilt (Midwest Region 2nd Round, Lincoln, Neb.)	L	74-80 OT
NCAA	St. John's	Florida (West Regional 1st Round, Salt Lake City, Utah)	L	59-62
NCAA	Seton Hall	UTEP (West Region 1st Round, Los Angeles, Calif.)	W	80-64
		Arizona (West Region 2nd Round, Los Angeles, Calif.)	L	55-84
NCAA	Syracuse	North Carolina A&T (East Region 1st Round, Chapel Hill, Mass.)	W	69-55
		Rhode Island (East Region 2nd Round, Chapel Hill, N.C.)	W	94-97
NCAA	Villanova	Arkansas (Southeast Region 1st Round, Cincinnati, Ohio)	W	82-74
		Illinois (Southeast Region 2nd Round, Cincinnati, Ohio)	W	66-63
		Kentucky (Southeast Region Semifinal, Birmingham, Ala.)	W	80-74
		Oklahoma (Southeast Region Final, Birmingham, Ala.)	L	59-78

Final 8: Villanova

1986-87

NCAA Record: 14-5 (including two games between BIG EAST teams); **NIT Record:** 0-2

NCAA	Georgetown	Bucknell (Southeast Region 1st Round, Atlanta, Ga.)	W	75-53		
		Ohio State (Southeast Region 2nd Round, Atlanta, Ga.)	W	82-79		
		Kansas (Southeast Region Semifinal, Louisville, Ky.)	W	70-57		
		Providence (Southeast Region Final, Louisville, Ky.)	L	73-88		
		Marist (West Region 1st Round, Tucson, Ariz.)	W	93-68		
NCAA	Pittsburgh	Oklahoma (West Region 2nd Round, Tucson, Ariz.)	L	93-96		
		UAB (Southeast Region 1st Round, Birmingham, Ala.)	W	90-68		
NCAA	Providence	Austin Peay (Southeast Region 2nd Round, Birmingham, Ala.)	W	90-87 OT		
		Alabama (Southeast Region Semifinal, Louisville, Ky.)	W	103-82		
		Georgetown (Southeast Region Final, Louisville, Ky.)	W	88-73		
		Syracuse (Final Four, New Orleans, La.)	L	63-77		
		Wichita State (Midwest Region 1st Round, Rosemont, Ill.)	W	57-55		
NCAA	St. John's	DePaul (Midwest Region 2nd Round, Rosemont, Ill.)	L	75-83 OT		
		Niagara (1st Round, Buffalo, N.Y.)	L	65-74		
NIT	Seton Hall	Georgia Southern (East Region 1st Round, Syracuse, N.Y.)	W	79-73		
NCAA	Syracuse	Western Kentucky (East Region 2nd Round, Syracuse, N.Y.)	W	104-86		
		Florida (East Region Semifinal, East Rutherford, N.J.)	W	87-81		
		North Carolina (East Region Final, East Rutherford, N.J.)	W	79-75		
		Providence (Final Four, New Orleans, La.)	W	77-63		
		Indiana (Final Four, New Orleans, La.)	L	73-74		
		NIT	Villanova	La Salle (1st Round, Villanova, Pa.)	L	84-86

Final 8: Georgetown; **Final 4:** Providence, Syracuse; **Championship Game:** Syracuse

1985-86

NCAA Record: 4-4 ; **NIT Record:** 2-2


NCAA	Georgetown	Texas Tech (Midwest Region 1st Round, Dayton, Ohio)	W	70-64
		Michigan State (Midwest Region 2nd Round, Dayton, Ohio)	L	68-80
NIT	Pittsburgh	Southwest Missouri State (1st Round, Springfield, Mo.)	L	53-59
NIT	Providence	Boston University (1st Round, Providence, R.I.)	W	72-69
		George Mason (2nd Round, Providence, R.I.)	W	90-71
		Louisiana Tech (3rd Round, Providence, R.I.)	L	63-64
		Montana State (West Region 1st Round, Long Beach, Calif.)	W	83-74
NCAA	Syracuse	Auburn (West Region 2nd Round, Long Beach, Calif.)	L	65-81
		Brown (East Region 1st Round, Syracuse, N.Y.)	W	101-52
NCAA	Villanova	Navy (East Region 2nd Round, Syracuse, N.Y.)	L	85-97
		Virginia Tech (Southeast Region 1st Round, Baton Rouge, La.)	W	71-62
		Georgia Tech (Southeast Region 2nd Round, Baton Rouge, La.)	L	61-66



Doug West, Villanova



Mark Bryant, Seton Hall



Billy Donovan, Providence

Postseason History



Mark Jackson, St. John's

1984-85

NCAA Record: 18-5 (including two games between BIG EAST teams)

NCAA	Boston College	Texas Tech (Midwest Region 1st Round, Houston)	W	55-53		
		Duke (Midwest Region 2nd Round, Houston)	W	74-73		
		Memphis State (Midwest Region Semifinal, Dallas, Texas)	L	57-59		
NCAA	Georgetown	Lehigh (East Region 1st Round, Hartford, Conn.)	W	68-43		
		Temple (East Region 2nd Round, Hartford, Conn.)	W	63-46		
		Loyola (East Region Semifinal, Providence, R.I.)	W	65-53		
		Georgia Tech (East Region Final, Providence, R.I.)	W	60-54		
		St. John's (Final Four, Lexington, Ky.)	W	77-59		
NCAA	Pittsburgh	Villanova (Final Four, Lexington, Ky.)	L	64-66		
		Louisiana Tech (Midwest Region 1st Round, Tulsa, Okla.)	L	54-78		
NCAA	St. John's	Southern (West Region 1st Round, Salt Lake City, Utah)	W	83-59		
		Arkansas (West Region 2nd Round, Salt Lake City, Utah)	W	68-65		
		Kentucky (West Region Semifinal, Denver, Colo.)	W	86-70		
		NC State (West Region Final, Denver, Colo.)	W	69-60		
		Georgetown (Final Four, Lexington, Ky.)	L	59-77		
		NCAA	Syracuse	DePaul (East Region 1st Round, Atlanta, Ga.)	W	70-65
		NCAA	Villanova	Georgia Tech (East Region 2nd Round, Atlanta, Ga.)	L	53-70
Dayton (Southeast Region 1st Round, Dayton, Ohio)	W			51-49		
Michigan (Southeast Region 2nd Round, Dayton, Ohio)	W			59-55		
Maryland (Southeast Region Semifinal, Birmingham, Ala.)	W			46-43		
North Carolina (Southeast Region Final, Birmingham, Ala.)	W			56-44		
Memphis State (Final Four, Lexington, Ky.)	W			52-45		
Georgetown (Final Four, Lexington, Ky.)	W			66-64		

Final 16: Boston College; **Final 4:** St. John's; **Championship Game:** Georgetown, Villanova; **Champion:** Villanova

1983-84

NCAA Record: 7-3 ; **NIT Record:** 3-2

NIT	Boston College	St. Joseph's (1st Round, Philadelphia, Pa.)	W	76-63
		Notre Dame (2nd Round, Chestnut Hill, Mass.)	L	52-66
NCAA	Georgetown	SMU (West Region 2nd round, Pullman, Wash.)	W	37-36
		UNLV (West Region Semifinal, Los Angeles, Calif.)	W	62-48
		Dayton (West Region Final, Los Angeles, Calif.)	W	61-49
		Kentucky (Final Four, Seattle, Wash.)	W	53-40
		Houston (Final Four, Seattle, Wash.)	W	84-75
NIT	Pittsburgh	La Salle (1st Round, Philadelphia, Pa.)	W	95-91
		Florida State (2nd Round, Greensboro, N.C.)	W	66-63
		Notre Dame (3rd Round, Pittsburgh, Pa.)	L	64-72
NCAA	St. John's	Temple (East Region 1st Round, Charlotte, N.C.)	L	63-65
NCAA	Syracuse	VCU (East Region 2nd round, East Rutherford, N.J.)	W	78-63
		Virginia (East Region Semifinal, Atlanta, Ga.)	L	55-63
NCAA	Villanova	Marshall (Mideast Region 1st Round, Milwaukee, Wis.)	W	84-72
		Illinois (Mideast Region 2nd Round, Milwaukee, Wis.)	L	56-64

Final 16: Syracuse; **Champion:** Georgetown

1982-83

NCAA Record: 6-5

NCAA	Boston College	Princeton (West Region 2nd Round, Corvallis, Ore.)	W	51-42
		Virginia (West Region Semifinal, Ogden, Utah)	L	92-95
NCAA	Georgetown	Alcorn State (Mideast Region 1st Round, Louisville, Ky.)	W	68-63
		Memphis State (Mideast Region 2nd Round, Louisville, Ky.)	L	57-66
NCAA	St. John's	Rutgers (East Region 2nd Round, Hartford, Conn.)	W	66-55
		Georgia (East Region Semifinal, Syracuse, N.Y.)	L	67-70
NCAA	Syracuse	Morehead State (East Region 1st Round, Hartford, Conn.)	W	74-59
		Ohio State (East Region 2nd Round, Hartford, Conn.)	L	74-79
NCAA	Villanova	Lamar (Midwest Region 2nd round, Houston, Texas)	W	60-58
		Iowa (Midwest Region Semifinal, Kansas City, Mo.)	W	55-54
		Houston (Midwest Region Final, Kansas City, Mo.)	L	71-89

Final 16: Boston College, St. John's; **Final 8:** Villanova



Reggie Williams, Georgetown

Postseason History

1981-82

NCAA Record: 10-4 ; **NIT Record:** 1-2

NCAA	Boston College	San Francisco (Midwest Region 1st Round, Dallas, Texas)	W	80-66
		DePaul (Midwest Region 2nd Round, Dallas, Texas)	W	82-75
		Kansas State (Midwest Region Semifinal, St. Louis, Mo.)	W	69-65
		Houston (Midwest Region Final, St. Louis, Mo.)	L	92-99
NIT	Connecticut	Dayton (1st Round, Dayton, Ohio)	L	75-76 OT
NCAA	Georgetown	Wyoming (West Region 2nd round, Logan, Utah)	W	51-43
		Fresno State (West Region Semifinal, Provo, Utah)	W	58-40
		Oregon State (West Region Final, Provo, Utah)	W	69-45
		Louisville (Final Four, New Orleans, La.)	W	50-46
		North Carolina (Final Four, New Orleans, La.)	L	62-63 2nd
NCAA	St. John's	Penn (East Region 1st Round, Uniondale, N.Y.)	W	66-56
		Alabama (East Region 2nd Round, Uniondale, N.Y.)	L	68-69
NIT	Syracuse	St. Peter's (1st Round, Syracuse, N.Y.)	W	84-75
		Bradley (2nd Round, Syracuse, N.Y.)	L	81-95
NCAA	Villanova	Northeastern (East Region 2nd Round, Uniondale, N.Y.)	W	76-72 3OT
		Memphis State (East Region Semifinal, Raleigh, N.C.)	W	70-66 OT
		North Carolina (East Region Final, Raleigh, N.C.)	L	60-70

Final 8: Boston College, Villanova; **Final 4:** Georgetown; **Championship Game:** Georgetown




Eric Floyd, Georgetown

1980-81

NCAA Record: 3-3 ; **NIT Record:** 5-3

NCAA	Boston College	Ball State (Midwest Region 1st Round, Tuscaloosa, Ala.)	W	93-90
		Wake Forest (Midwest Regional, 2nd Round, Tuscaloosa, Ala.)	W	67-64
		St. Joseph's (Midwest Region Semifinal, Bloomington, Ind.)	L	41-42
NIT	Connecticut	South Florida (1st Round, Tampa, Fla.)	W	65-55
		Minnesota (2nd Round, Hartford, Conn.)	L	66-84
NCAA	Georgetown	James Madison (East Region 1st Round, Providence, R.I.)	L	55-61
NIT	St. John's	Alabama (1st Round, Jamaica, N.Y.)	L	69-73 OT
NIT	Syracuse	Marquette (1st Round, Syracuse, N.Y.)	W	88-81
		Holy Cross (2nd Round, Syracuse, N.Y.)	W	77-57
		Michigan (3rd Round, Syracuse, N.Y.)	W	91-76
		Purdue (Semifinals, MSG, New York, N.Y.)	W	70-63
		Tulsa (Championship, MSG, New York, N.Y.)	L	84-86 OT 2nd
NCAA	Villanova	Houston (East Region 1st Round, Charlotte, N.C.)	W	90-72
		Virginia (East Region 2nd Round, Charlotte, N.C.)	L	50-54

Final 16: Boston College



Willie Glass, St. John's

1979-80

NCAA Record: 3-3 ; **NIT Record:** 1-2

NIT	Boston College	Boston University (1st Round, Chestnut Hill, Mass.)	W	95-74
		Virginia (2nd Round, Charlottesville, Va.)	L	55-57
NIT	Connecticut	St. Peter's (1st Round, Storrs, Conn.)	L	56-71
NCAA	Georgetown	Iona (East Region 2nd Round, Providence, R.I.)	W	74-71
		Maryland (East Region Semifinal, Philadelphia, Pa.)	W	74-68
		Iowa (East Region Final, Philadelphia, Pa.)	L	80-81
NCAA	St. John's	Purdue (Midwest Region 2nd Round, West Lafayette, Ind.)	L	72-87
NCAA	Syracuse	Villanova (East Region 2nd Round, Providence, R.I.)	W	97-83
		Iowa (East Region Semifinal, Philadelphia, Pa.)	L	77-88

Final 16: Syracuse; **Final 8:** Georgetown

Postseason Awards

CONSENSUS ALL-AMERICA

Teams used for consensus selections: Associated Press, 1948-2012; United Press International, 1949-97; National Association of Basketball Coaches, 1957-2012; U.S. Basketball Writers Association, 1960-2012. Sporting News 1943-46, 1997-2012.

- 2020 Markus Howard (Marquette), 1st Team
Myles Powell, (Seton Hall), 1st Team
- 2019 Markus Howard (Marquette), 2nd Team
- 2018 Jalen Brunson (Villanova), 1st Team
Trevon Bluiett (Xavier), 2nd Team
- 2017 Josh Hart (Villanova), 1st Team
- 2016 Kris Dunn (Providence), 2nd Team
- 2014 Doug McDermott (Creighton), 1st Team
- 2013 Otto Porter (Georgetown), 1st Team
- 2012 Kevin Jones (West Virginia), 2nd Team
- 2011 Kemba Walker (Connecticut), 1st Team*
Ben Hansbrough (Notre Dame), 2nd Team
- 2010 Wes Johnson (Syracuse), 1st Team
Scottie Reynolds (Villanova), 1st Team*
Luke Harangody (Notre Dame), 2nd Team
- 2009 DeJuan Blair (Pittsburgh), 1st Team
Luke Harangody (Notre Dame), 2nd Team
Hasheem Thabeet (Connecticut), 2nd Team
- 2008 Luke Harangody (Notre Dame), 2nd Team
- 2006 Randy Foye (Villanova), 1st Team*
Rudy Gay (Connecticut), 2nd Team
Allan Ray (Villanova), 2nd Team
- 2005 Hakim Warrick (Syracuse), 2nd Team
- 2004 Ryan Gomes (Providence), 1st Team
Emeka Okafor (Connecticut), 1st Team
- 2003 Carmelo Anthony (Syracuse), 2nd Team
Troy Bell (Boston College), 2nd Team
- 2000 Troy Murphy (Notre Dame), 1st Team
- 2001 Troy Murphy (Notre Dame), 1st Team
Troy Bell (Boston College), 2nd Team
Michael Bradley (Villanova), 2nd Team
- 2000 Troy Murphy (Notre Dame), 1st Team
- 1999 Richard Hamilton (Connecticut), 1st team
- 1998 Pat Garrity (Notre Dame), 2nd Team
Richard Hamilton (Connecticut), 2nd Team
- 1996 Ray Allen (Connecticut), 1st team
Allen Iverson (Georgetown), 1st team
Kerry Kittles (Villanova), 1st team
John Wallace (Syracuse), 2nd team
- 1994 Donyell Marshall (Connecticut), 1st team
- 1993 Terry Dehere (Seton Hall), 2nd team
- 1992 Alonzo Mourning (Georgetown), 1st team
- 1991 Billy Owens (Syracuse), 1st team
- 1990 Derrick Coleman (Syracuse), 1st team
Alonzo Mourning (Georgetown), 2nd team
- 1989 Sherman Douglas (Syracuse), 2nd team
- 1988 Rony Seikaly (Syracuse), 2nd team
Jerome Lane (Pittsburgh), 2nd team
- 1987 Reggie Williams (Georgetown), 1st team
Mark Jackson (St. John's), 2nd team
- 1986 Walter Berry (St. John's), 1st team
- 1985 Chris Mullin (St. John's), 1st team
Patrick Ewing (Georgetown), 1st team
Dwayne Washington (Syracuse), 2nd team
- 1984 Patrick Ewing (Georgetown), 1st team
Chris Mullin (St. John's), 2nd team
- 1983 Patrick Ewing (Georgetown), 1st team
- 1982 Eric Floyd (Georgetown), 1st team

NCAA POSTGRADUATE SCHOLARSHIP

- 2006 Joe Herber (West Virginia)
- 1986 Joey David (Pittsburgh)
- 1983 John Pinone (Villanova)
- 1981 Frank Gilroy (St. John's),
Dan Schayes (Syracuse)
- 1980 James Sweeney (Boston College)

EASTMAN AWARD

- 1985 Patrick Ewing (Georgetown)
- 1986 Walter Berry (St. John's)

JOHN WOODEN AWARD

- 2018 Jalen Brunson (Villanova)
- 2014 Doug McDermott (Creighton)
- 1986 Walter Berry (St. John's)
- 1985 Chris Mullin (St. John's)

AP PLAYER OF THE YEAR

- 2018 Jalen Brunson (Villanova)
- 2014 Doug McDermott (Creighton)
- 1986 Walter Berry (St. John's)
- 1985 Patrick Ewing (Georgetown)

UPI PLAYER OF THE YEAR

- 1986 Walter Berry (St. John's)
- 1985 Chris Mullin (St. John's)

NABC PLAYER OF THE YEAR

- 2018 Jalen Brunson (Villanova)
- 2014 Doug McDermott (Creighton)
- 2004 Emeka Okafor (Connecticut)
- 1986 Walter Berry (St. John's)
- 1985 Patrick Ewing (Georgetown)

USBWA PLAYER OF THE YEAR

- 2018 Jalen Brunson (Villanova)
- 2014 Doug McDermott (Creighton)
- 1986 Walter Berry (St. John's)
- 1985 Chris Mullin (St. John's)

USBWA MOST COURAGEOUS ATHLETE

- 1999 Jacky Kaba (Seton Hall)
- 1994 Orlando Antigua (Pittsburgh)
- 1991 Eric Murdock (Providence)

BASKETBALL WEEKLY PLAYER OF THE YEAR

- 1985 Patrick Ewing (Georgetown)
- 1986 Walter Berry (St. John's)

BASKETBALL TIMES PLAYER OF THE YEAR

- 1990 Derrick Coleman (Syracuse)
- 1985 Patrick Ewing (Georgetown)

SPORTING NEWS

PLAYER OF THE YEAR

- 2018 Jalen Brunson (Villanova)
- 2014 Doug McDermott (Creighton)
- 1986 Walter Berry (St. John's)
- 1985 Patrick Ewing (Georgetown)

NAISMITH AWARD

- 2018 Jalen Brunson (Villanova)
- 2014 Doug McDermott (Creighton)
- 1985 Patrick Ewing (Georgetown)

FRANCES POMEROY NAISMITH AWARD

- 1980 Jim Sweeney (Boston College)

BIG EAST BASKETBALL SCHOLAR-ATHLETE OF THE YEAR

- 2019 Michael Nzei (Seton Hall)
- 2018 Jalen Brunson (Villanova)
- 2017 Billy Garrett, Jr. (DePaul)
- 2016 Kellen Dunham (Butler)
- 2015 Alex Barlow (Butler)
- 2014 Alex Barlow (Butler)
- 2013 Peyton Siva (Louisville)
- 2012 Tim Abromaitis (Notre Dame)
- 2011 Tim Abromaitis (Notre Dame)
- 2010 Tim Abromaitis (Notre Dame)
- 2009 Alex Ruoff (West Virginia)
- 2008 Ted Talkington (West Virginia)
- 2007 Aaron Gray (Georgetown)
- 2006 Joe Herber (West Virginia)
- 2005 Craig Forth (Syracuse)
- 2004 Emeka Okafor (Connecticut)
- 2003 Emeka Okafor (Connecticut)
- 2002 Carlton Carter (Virginia Tech)
- 2001 Ruben Boumtje Boumtje (Georgetown)
- 2000 Lavor Postell (St. John's)
- 1999 Rob Hodgson (Rutgers)
- 1998 Pat Garrity (Notre Dame)
- 1997 Ya Ya Dia (Georgetown)
- 1996 Adrian Griffin (Seton Hall)
- 1995 Marc Molinsky (Boston College)
- 1994 Arturas Karnisovas (Seton Hall)
- 1993 Arturas Karnisovas (Seton Hall)
- 1992 Darren Morningstar (Pittsburgh)
- 1991 Greg Woodard (Villanova)
- 1990 Stephen Thompson (Syracuse)
- 1989 Ramon Ramos (Seton Hall)
- 1988 Mark Plansky (Villanova)
- 1987 Harold Jensen (Villanova)
- 1986 Ron Rowan (St. John's)
- 1985 Mike Moses (St. John's)

BIG EAST SCHOLAR-ATHLETE OF THE YEAR

- 1987 Harold Jensen (Villanova)
- 1985 Joey David (Pittsburgh)

All-America Selections

Five organizations have been used during BIG EAST history to name All-America selections. They are the Associated Press, United Press International, The Sporting News, United States Basketball Writers Association and the National Association of Basketball Coaches. The Sporting News replaced UPI in 1997.

ASSOCIATED PRESS (88)

- 2020 Markus Howard, Marquette (1st Team)
Myles Powell, Seton Hall (1st Team)
- 2019 Markus Howard, Marquette (2nd Team)
- 2018 Jalen Brunson, Villanova (1st Team)
Trevon Bluiett, Xavier (2nd Team)
Mikal Bridges, Villanova (3rd Team)
- 2017 Josh Hart, Villanova (1st Team)
- 2016 Kris Dunn, Providence (2nd Team)
- 2014 Doug McDermott, Creighton (First Team)
- 2013 Otto Porter, Georgetown (First Team)
- 2012 Kris Joseph, Syracuse (2nd Team)
Kevin Jones, West Virginia (2nd Team)
Jae Crowder, Marquette (3rd Team)
- 2011 Kemba Walker, Connecticut (1st Team)
Ben Hansbrough, Notre Dame (2nd Team)
Marshon Brooks, Providence (3rd Team)
- 2010 Wes Johnson, Syracuse (1st Team)
Scottie Reynolds, Villanova (1st Team)
Da'Sean Butler, West Virginia (2nd Team)
Greg Monroe, Georgetown (3rd Team)
Luke Harangody, Notre Dame (3rd Team)
- 2009 DeJuan Blair, Pittsburgh (1st Team)
Hasheem Thabeet, Connecticut (2nd Team)
Luke Harangody, Notre Dame (2nd Team)
Jerel McNeal, Marquette (2nd Team)
Terrence Williams, Louisville (3rd Team)
Sam Young, Pittsburgh (3rd Team)
- 2008 Luke Harangody, Notre Dame (2nd Team)
Roy Hibbert, Georgetown (2nd Team)
- 2007 Aaron Gray, Pittsburgh (3rd Team)
Jeff Green, Georgetown (3rd Team)
- 2006 Randy Foye, Villanova (1st Team)
Rudy Gay, Connecticut (2nd Team)
Allan Ray, Villanova (3rd Team)
- 2005 Hakim Warrick, Syracuse (1st Team)
- 2004 Emeka Okafor, Connecticut (1st Team)
Ryan Gomes, Providence (1st Team)
Hakim Warrick, Syracuse (3rd Team)
- 2003 Carmelo Anthony, Syracuse (2nd Team)
Troy Bell, Boston College (2nd Team)
- 2002 Brandin Knight, Pittsburgh (3rd Team)
- 2001 Troy Murphy, Notre Dame (1st Team)
Troy Bell, Boston College (2nd Team)
Michael Bradley, Villanova (2nd Team)
- 2000 Troy Murphy, Notre Dame (1st Team)
- 1999 Richard Hamilton, Connecticut (1st Team)
Tim James, Miami (3rd Team)
Ron Artest, St. John's (3rd Team)
- 1998 Richard Hamilton, Connecticut (2nd Team)
Pat Garrity, Notre Dame (2nd Team)
- 1996 Ray Allen, Connecticut (1st Team)
Allen Iverson, Georgetown (1st Team)
Kerry Kittles, Villanova (1st Team)
John Wallace, Syracuse (2nd Team)
- 1995 Kerry Kittles, Villanova (2nd Team)
Ray Allen, Connecticut (3rd Team)
- 1994 Donyell Marshall, Connecticut (1st Team)
- 1993 Terry Dehere, Seton Hall (2nd Team)
- 1992 Alonzo Mourning, Georgetown (1st Team)
Malik Sealy, St. John's (2nd Team)
- 1991 Billy Owens, Syracuse (1st Team)
Eric Murdock, Providence (2nd Team)
Dikembe Mutombo, Georgetown (3rd Team)

- 1991 Billy Owens, Syracuse (1st Team)
Eric Murdock, Providence (2nd Team)
Dikembe Mutombo, Georgetown (3rd Team)
- 1980 Reggie Carter, St. John's (2nd Team)
- 1990 Derrick Coleman, Syracuse (1st Team)
Alonzo Mourning, Georgetown (2nd Team)
- 1989 Sherman Douglas, Syracuse (1st Team)
Charles Smith, Georgetown (2nd Team)
Alonzo Mourning, Georgetown (3rd Team)
- 1988 Jerome Lane, Pittsburgh (2nd Team)
Sherman Douglas, Syracuse (3rd Team)
- 1987 Reggie Williams, Georgetown (1st Team)
Mark Jackson, St. John's (2nd Team)
Jerome Lane, Pittsburgh (3rd Team)
- 1986 Walter Berry, St. John's (1st Team)
Dwayne Washington, Syracuse (3rd Team)
- 1985 Patrick Ewing, Georgetown (1st Team)
Chris Mullin, St. John's (1st Team)
Dwayne Washington, Syracuse (3rd Team)
- 1984 Patrick Ewing, Georgetown (1st Team)
Chris Mullin, St. John's (2nd Team)
- 1983 Patrick Ewing, Georgetown (1st Team)
John Pinone, Villanova (3rd Team)
- 1982 Eric Floyd, Georgetown (1st Team)
Dan Callandrillo, Seton Hall (3rd Team)
- 1981 Eric Floyd, Georgetown (2nd Team)

UNITED PRESS INTERNATIONAL (38)

- 1996 Ray Allen, Connecticut (1st Team)
Allen Iverson, Georgetown (1st Team)
Kerry Kittles, Villanova (2nd Team)
Doron Sheffer, Connecticut (3rd Team)
John Wallace, Syracuse (3rd Team)
- 1995 Kerry Kittles, Villanova (2nd Team)
Ray Allen, Connecticut (3rd Team)
- 1994 Donyell Marshall, Connecticut (1st Team)
- 1993 Terry Dehere, Seton Hall (2nd Team)
- 1992 Alonzo Mourning, Georgetown (1st Team)
Malik Sealy, St. John's (2nd Team)
- 1991 Billy Owens, Syracuse (1st Team)
Eric Murdock, Providence (2nd Team)
Dikembe Mutombo, Georgetown (3rd Team)
- 1990 Derrick Coleman, Syracuse (1st Team)
Billy Owens, Syracuse (3rd Team)
- 1989 Derrick Coleman, Syracuse (2nd Team)
Charles Smith, Georgetown (2nd Team)
Alonzo Mourning, Georgetown (3rd Team)
- 1988 Sherman Douglas, Syracuse (2nd Team)
Rony Seikaly, Syracuse (3rd Team)
- 1987 Reggie Williams, Georgetown (1st Team)
Mark Jackson, St. John's (2nd Team)
Jerome Lane, Pittsburgh (3rd Team)
- 1986 Walter Berry, St. John's (1st Team)
Dwayne Washington, Syracuse (2nd Team)
- 1985 Patrick Ewing, Georgetown (1st Team)
Chris Mullin, St. John's (1st Team)
Dwayne Washington, Syracuse (2nd Team)
- 1984 Patrick Ewing, Georgetown (1st Team)
Chris Mullin, St. John's (1st Team)
- 1983 Patrick Ewing, Georgetown (2nd Team)
Chris Mullin, St. John's (3rd Team)
- 1982 Eric Floyd, Georgetown (1st Team)
Dan Callandrillo, Seton Hall (3rd Team)
- 1980 Reggie Carter, St. John's (2nd Team)
Roosevelt Bouie, Syracuse (3rd Team)

SPORTING NEWS (44)

- (replaced the UPI Team in 1997)
- 2020 Markus Howard, Marquette (1st Team)
Myles Powell, Seton Hall (1st Team)
- 2019 Markus Howard, Marquette (2nd Team)
- 2018 Jalen Brunson, Villanova (1st Team)
Trevon Bluiett, Xavier (2nd Team)
Mikal Bridges, Villanova (3rd Team)
- 2017 Josh Hart, Villanova (1st Team)
- 2016 Kris Dunn, Providence (2nd Team)
- 2015 Darrun Hilliard, Villanova (Second Team)
- 2014 Doug McDermott, Creighton (First Team)
- 2013 Otto Porter, Georgetown (First Team)
- 2012 Jae Crowder, Marquette (2nd Team)
Kevin Jones, West Virginia (3rd Team)
- 2011 Kemba Walker, Connecticut (1st Team)
Ben Hansbrough, Notre Dame (2nd Team)
- 2010 Scottie Reynolds, Villanova (1st Team)
Wes Johnson, Syracuse (2nd Team)
Luke Harangody, Notre Dame (3rd Team)
- 2009 DeJuan Blair, Pittsburgh (1st Team)
Hasheem Thabeet, Connecticut (2nd Team)
Jerel McNeal, Marquette (2nd Team)
Luke Harangody, Notre Dame (3rd Team)
Sam Young, Pittsburgh (3rd Team)
- 2008 Luke Harangody, Notre Dame (2nd Team)
- 2006 Randy Foye, Villanova (1st Team)
Allan Ray, Villanova (2nd Team)
- 2005 Hakim Warrick, Syracuse (2nd Team)
- 2004 Emeka Okafor, Connecticut (1st Team)
Ryan Gomes, Providence (1st Team)
Hakim Warrick, Syracuse (2nd Team)
Andre Barrett, Seton Hall (3rd Team)
- 2003 Carmelo Anthony, Syracuse (1st Team)
Troy Bell, Boston College (2nd Team)
Mike Sweetney, Georgetown (3rd Team)
- 2002 Caron Butler, Connecticut (2nd Team)
Brandin Knight, Pittsburgh (2nd Team)
- 2001 Troy Murphy, Notre Dame (1st Team)
Troy Bell, Boston College (2nd Team)
Michael Bradley, Villanova (2nd Team)
- 2000 Troy Murphy, Notre Dame (2nd Team)
- 1999 Richard Hamilton, Connecticut (1st Team)
- 1998 Richard Hamilton, Connecticut (2nd Team)
Pat Garrity, Notre Dame (2nd Team)

USBWA (60)

- 2020 Markus Howard, Marquette (1st Team)
Myles Powell, Seton Hall (1st Team)
- 2019 Markus Howard, Marquette (2nd Team)
- 2018 Jalen Brunson, Villanova (1st Team)
Trevon Bluiett, Xavier (2nd Team)
- 2017 Josh Hart, Villanova (1st Team)
- 2016 Kris Dunn, Providence (2nd Team)
- 2014 Doug McDermott, Creighton (1st Team)
- 2013 Otto Porter, Georgetown (First Team)
- 2012 Kevin Jones, West Virginia (2nd Team)
- 2011 Kemba Walker, Connecticut (1st Team)
Ben Hansbrough, Notre Dame (2nd Team)
- 2010 Wes Johnson, Syracuse (1st Team)
Scottie Reynolds, Villanova (1st Team)
Luke Harangody, Notre Dame (2nd Team)
- 2009 DeJuan Blair, Pittsburgh (1st Team)
Luke Harangody, Notre Dame (2nd Team)
Hasheem Thabeet, Connecticut (2nd Team)
- 2008 Luke Harangody, Notre Dame (2nd Team)
A.J. Price, Connecticut (2nd Team)
- 2007 Jeff Green, Georgetown (2nd Team)

All-America Selections

USBWA (CONTINUED)

- 2006 Randy Foye, Villanova (1st Team)
Rudy Gay, Connecticut (2nd Team)
- 2005 Hakim Warrick, Syracuse (2nd Team)
- 2004 Emeka Okafor, Connecticut (1st Team)
Ryan Gomes Providence (1st Team)
- 2003 Carmelo Anthony, Syracuse (2nd Team)
Troy Bell, Boston College (2nd Team)
- 2001 Troy Murphy, Notre Dame (1st Team)
Troy Bell, Boston College (2nd Team)
Michael Bradley, Villanova (2nd Team) 2000
Troy Murphy, Notre Dame (1st Team)
- 1999 Richard Hamilton, Connecticut (1st Team)
- 1998 Richard Hamilton, Connecticut (2nd Team)
Pat Garrity, Notre Dame (3rd Team)
- 1996 Ray Allen, Connecticut (1st Team)
Allen Iverson, Georgetown (1st Team)
Kerry Kittles, Villanova (2nd Team)
John Wallace, Syracuse (2nd Team)
- 1995 Kerry Kittles, Villanova (2nd Team) 1994
Donyell Marshall, Connecticut (1st Team)
- 1992 Alonzo Mourning, Georgetown (1st Team)
Malik Sealy, St. John's (2nd Team)
- 1991 Billy Owens, Syracuse (1st Team)
Eric Murdock, Providence (2nd Team)
- 1990 Derrick Coleman, Syracuse (1st Team)
- 1988 Rony Seikaly, Syracuse (2nd Team)
Jerome Lane, Pittsburgh (2nd Team)
- 1987 Reggie Williams, Georgetown (1st Team)
Mark Jackson, St. John's (2nd Team)
- 1986 Walter Berry, St. John's (1st Team)
- 1985 Patrick Ewing, Georgetown (1st Team)
Chris Mullin, St. John's (1st Team)
Dwayne Washington, Syracuse (2nd Team)
- 1984 Patrick Ewing, Georgetown (1st Team)
Chris Mullin, St. John's (2nd Team)
- 1983 Patrick Ewing, Georgetown
- 1982 Eric Floyd, Georgetown
- 1980 Reggie Carter, St. John's

NATIONAL ASSOCIATION OF BASKETBALL COACHES (86)

- 2020 Markus Howard, Marquette (1st Team)
Myles Powell, Seton Hall (2nd Team)
- 2019 Markus Howard, Marquette (2nd Team)
- 2018 Jalen Brunson, Villanova (First Team)
Trevon Bluiett, Xavier (Second Team)
Mikal Bridges, Villanova (Third Team)
- 2016 Kris Dunn, Providence (2nd Team)
- 2014 Doug McDermott, Creighton (1st Team)
- 2013 Otto Porter, Georgetown (1st Team)
- 2012 Kevin Jones, West Virginia (2nd Team)
Jae Crowder, Marquette (3rd Team)
- 2011 Kemba Walker, Connecticut (1st Team)
Ben Hansbrough, Notre Dame (2nd Team)
- 2010 Wes Johnson, Syracuse (1st Team)
Scottie Reynolds, Villanova (1st Team)
Da'Sean Butler, West Virginia (3rd Team)
Luke Harangody, Notre Dame (3rd Team)
Greg Monroe, Georgetown (3rd Team)
- 2009 Hasheem Thabeet, Conn. (1st Team)
DeJuan Blair, Pittsburgh (2nd Team)
Luke Harangody, Notre Dame (3rd Team)
Jerel McNeal, Marquette (3rd Team)
Terrence Williams, Louisville (3rd Team)
- 2008 Luke Harangody, Notre Dame (1st Team)
Roy Hibbert, Georgetown (2nd Team)

- 2007 Aaron Gray, Pittsburgh (3rd Team)
Jeff Green, Georgetown (3rd Team)
- 2006 Rudy Gay, Connecticut (1st Team)
Randy Foye, Villanova (1st Team)
Allan Ray, Villanova (2nd Team)
Kevin Pittsnogle, West Virginia (3rd Team)
- 2005 Hakim Warrick, Syracuse (1st Team)
Craig Smith, Boston College (2nd Team)
- 2004 Emeka Okafor, Connecticut (1st Team)
Ryan Gomes, Providence (2nd Team)
Hakim Warrick, Syracuse (3rd Team)
- 2003 Carmelo Anthony, Syracuse (2nd Team)
Mike Sweetney, Georgetown (2nd Team)
Emeka Okafor, Connecticut (1st Team)
- 2001 Troy Murphy, Notre Dame (1st Team)
Troy Bell, Boston College (2nd Team)
Michael Bradley, Villanova (2nd Team)
- 2000 Troy Murphy, Notre Dame (2nd Team)
Eton Thomas, Syracuse (3rd Team)
- 1999 Richard Hamilton, Connecticut (1st Team)
Tim James, Miami (3rd Team)
Ron Artest, St. John's (3rd Team)
- 1998 Richard Hamilton, Connecticut (2nd Team)
Pat Garrity, Notre Dame (2nd Team)
- 1996 Ray Allen, Connecticut (1st Team)
Allen Iverson, Georgetown (1st Team)
Kerry Kittles, Villanova (1st Team)
John Wallace, Syracuse (2nd Team)
- 1995 Kerry Kittles, Villanova (2nd Team)
Ray Allen, Connecticut (3rd Team)
Lawrence Moten, Syracuse (3rd Team)
- 1994 Donyell Marshall, Connecticut (1st Team)
Bill Curley, Boston College (3rd Team)
- 1993 Terry Dehere, Seton Hall (3rd Team)
- 1992 Alonzo Mourning, Georgetown (2nd Team)
- 1991 Billy Owens, Syracuse (1st Team)
Alonzo Mourning, Georgetown (3rd Team)
Eric Murdock, Providence (3rd Team)
- 1990 Derrick Coleman, Syracuse (1st Team)
Alonzo Mourning, Georgetown (1st Team)
Billy Owens, Syracuse (3rd Team)
- 1989 Derrick Coleman, Syracuse (3rd Team)
Sherman Douglas, Syracuse (3rd Team)
- 1988 Rony Seikaly, Syracuse (2nd Team)
Charles Smith, Pittsburgh (2nd Team)
- 1987 Reggie Williams, Georgetown (1st Team)
Mark Jackson, St. John's (2nd Team)
Jerome Lane, Pittsburgh (3rd Team)
- 1986 Walter Berry, St. John's (1st Team)
Dwayne Washington, Syracuse (3rd Team)
- 1985 Patrick Ewing, Georgetown (1st Team)
Chris Mullin, St. John's (1st Team)
Dwayne Washington, Syracuse (3rd Team)
- 1984 Patrick Ewing, Georgetown (1st Team)
Chris Mullin, St. John's (1st Team)
- 1983 Patrick Ewing, Georgetown (1st Team)
- 1982 Eric Floyd, Georgetown (1st Team)
John Bagley, Boston College (3rd Team)
Dan Callandrillo, Seton Hall (3rd Team)
- 1980 Roosevelt Bouie, Syracuse (3rd Team)

COSIDA ACADEMIC

ALL-AMERICA TEAM (27)

- 2018 Ryan Clement, Creighton (First Team)
Jalen Brunson, Villanova (Second Team)
- 2015 Alex Barlow, Butler (Second Team)
- 2011 Tim Abromaitis, Notre Dame (1st Team)
- 2010 Tim Abromaitis, Notre Dame (1st Team)

- 2009 Alex Ruoff, West Virginia (1st Team)
- 2008 Alex Ruoff, West Virginia (3rd Team)
- 2006 Chris Quinn, Notre Dame (1st Team)
Johannes Herber, West Virginia (1st Team)
- 2005 Johannes Herber, West Virginia (1st Team)
Craig Forth, Syracuse (2nd Team)
- 2004 Emeka Okafor, Connecticut (1st Team)
Craig Forth, Syracuse (3rd Team)
Joe Herber, West Virginia (3rd Team)
- 2003 Emeka Okafor, Connecticut (1st Team)
James Jones, Miami (2nd Team)
- 1998 Pat Garrity, Notre Dame (1st Team)
Damian Owens, West Virginia (2nd Team)
- 1997 Pat Garrity, Notre Dame (1st Team)
- 1994 Arturas Karnishovas, Seton Hall (2nd Team)
- 1987 Harold Jensen, Villanova (1st Team)
- 1986 Harold Jensen, Villanova (1st Team)
Joey David, Pittsburgh (2nd Team)
- 1983 John Pinone, Villanova (1st Team)
- 1982 John Pinone, Villanova
- 1981 Dan Schayes, Syracuse
- 1980 James Sweeney, Boston College

SENIOR CLASS AWARD (5)

- 2020 Markus Howard, Marquette
- 2017 Josh Hart, Villanova
- 2015 Alex Barlow, Butler
- 2014 Doug McDermott, Creighton
- 2010 Da'Sean Butler, West Virginia

OLYMPIANS

- 2016 Carmelo Anthony (Syracuse), Kyle Lowry (Villanova), Jimmy Butler (Marquette)
- 2012 Carmelo Anthony (Syracuse), USA gold medal
Rimas Kaukenas (Seton Hall), Lithuania
Andrew Sullivan (Villanova), Great Britain
- 2008 Carmelo Anthony (Syracuse), USA gold medal
- 2004 Emeka Okafor (Connecticut), Allen Iverson (Georgetown), Carmelo Anthony (Syracuse), USA bronze medal
- 2000 Ray Allen (Connecticut) & Alonzo Mourning (Georgetown), USA gold medal
Andrew Gaze (Seton Hall), Australia
Rowan Barrett (St. John's), Canada
- 1996 Arturas Karnishovas (Seton Hall), Lithuania bronze medal
Andrew Gaze (Seton Hall) Australia
- 1992 Chris Mullin (St. John's) & Patrick Ewing (Georgetown), USA gold medal
Arturas Karnishovas (Seton Hall), Lithuania bronze medal
- 1988 Charles Smith (Georgetown), USA bronze medal
Charles Smith (Pittsburgh), USA bronze medal
Vincente Ithier (Connecticut), Puerto Rico
Ramon Ramos (Seton Hall), Puerto Rico
Andrew Gaze (Seton Hall), Australia
- 1984 Chris Mullin (St. John's) & Patrick Ewing (Georgetown), USA gold medal
Bill Wennington (St. John's), Canada

NCAA FINAL FOUR MVPS

2018	Donte DiVincenzo (Villanova)
2016	Ryan Arcidiacono (Villanova)
2013	Luke Hancock (Louisville)
2011	Kemba Walker (Connecticut)
2004	Emeka Okafor (Connecticut)
2003	Carmelo Anthony (Syracuse)
1999	Richard Hamilton (Connecticut)
1985	Ed Pinckney (Villanova)
1984	Patrick Ewing (Georgetown)

NCAA FINAL FOUR ALL-TOURNAMENT CHOICES

2018	Donte DiVincenzo, Jalen Brunson, Mikal Bridges (Villanova)
2016	Ryan Arcidiacono, Phil Booth, Josh Hart (Villanova)
2013	Luke Hancock, Peyton Siva, Chance Benhanan (Louisville)
2011	Kemba Walker and Jeremy Lamb (Connecticut)
2004	Emeka Okafor, Ben Gordon and Rashad Anderson (Connecticut)
2003	Carmelo Anthony, Gerry McNamara (Syracuse)
1999	Richard Hamilton, Ricky Moore and Khalid El-Amin (Connecticut)
1996	John Wallace, Todd Burgan (Syracuse)
1989	Gerald Greene, John Morton (Seton Hall)
1987	Sherman Douglas and Derrick Coleman (Syracuse)
1985	Ed Pinckney, Dwayne McClain, Harold Jensen and Gary McLain (Villanova); Patrick Ewing (Georgetown)
1984	Patrick Ewing and Michael Graham (Georgetown)
1982	Patrick Ewing and Eric Floyd (Georgetown)

NIT MOST VALUABLE PLAYERS

2007	Frank Young, West Virginia
2003	Marcus Hatten, St. John's
1989	Jayson Williams, St. John's
1988	Phil Gamble, Connecticut

NCAA REGIONAL ALL-TOURNAMENT CHOICES

2018	East	Boston	Jalen Brunson (MOP), Eric Paschall, Omari Spellman (Villanova)
2017	West	San Jose	Trevon Bluiett, J.P. Macura (Xavier)
2016	South	Louisville	Kris Jenkins (MOP), Ryan Arcidiacono, Josh Hart, Daniel Ochefu (Villanova)
2013	Midwest	Indianapolis	Russ Smith (MOP), Peyton Siva, Gorgui Dieng (Louisville)
2012	East	Boston	Scoop Jardine (Syracuse)
	West	Phoenix	Chane Behanan (MVP), Gorgui Dieng and Peyton Siva (Louisville)
2011	West	Anaheim	Kemba Walker (MVP) and Jeremy Lamb, Connecticut
2010	East	Syracuse	Joe Mazzulla (MVP), Da'Sean Butler (West Virginia)
2009	East	Boston	Scottie Reynolds (MVP), Dwayne Anderson and Dante Cunningham (Villanova); DeJuan Blair and Sam Young (Pittsburgh)
	Midwest	Indianapolis	Earl Clark, Louisville
	South	Memphis	Jonny Flynn, Syracuse
	West	Glendale	A.J. Price (MVP) and Kemba Walker (Connecticut)
2008	East	Charlotte	Earl Clark (Louisville), Jerry Smith (Louisville)
2007	East	East Rutherford	Ray Hibbert (Georgetown), Jeff Green (Georgetown), DaJuan Summers (Georgetown)
2006		Washington D.C.	Rudy Gay (Connecticut) and Marcus Williams (Connecticut)
		Minneapolis	Randy Foye (Villanova)
2005		Syracuse	Randy Foye (Villanova)
		Albuquerque	Kevin Pittsnogle and Patrick Beilein (West Virginia)
2004		Phoenix	Ben Gordon, Rashad Anderson and Emeka Okafor (Connecticut)
2003	East	Albany	Carmelo Anthony and Hakim Warrick (Syracuse)
	South	San Antonio	Emeka Okafor (Connecticut)
2002	East	Syracuse	Caron Butler and Tony Robertson (Connecticut)
1999	West	Phoenix	Richard Hamilton, Ricky Moore and Kevin Freeman (Connecticut)
	South	Knoxville	Erick Barkley and Lavor Postell (St. John's)
1998	East	Greensboro	Richard Hamilton and Khalid El-Amin (Connecticut)
1997	Southeast	Birmingham	God Shammgod and Jamel Thomas (Providence)
1996	East	Atlanta	Allen Iverson (Georgetown)
	West	Denver	John Wallace and Otis Hill (Syracuse)
1995	West	Oakland	Ray Allen and Donny Marshall (Connecticut)
	Southeast	Birmingham	Allen Iverson (Georgetown)
1994	East	Miami	Bill Curley and Howard Easley (Boston College)
	West	Los Angeles	Lawrence Moten and Adrian Autry (Syracuse)
1993	None		
1992	East	Philadelphia	Gordon Winchester (Seton Hall)
1991	Midwest	Pontiac	Malik Sealy and Jason Buchanan (St. John's)
	West	Seattle	Terry Dehere (Seton Hall)
1990	East	E. Rutherford	Chris Smith and Tate George (Connecticut)
1989	West	Denver	Andrew Gaze (MVP), Daryll Walker and Gerald Greene (Seton Hall)
	Midwest	Minneapolis	Sherman Douglas and Billy Owens (Syracuse)
	East	E. Rutherford	Charles Smith and Alonzo Mourning (Georgetown)
1988	Southeast	Birmingham	Doug West and Kenny Wilson (Villanova)
1987	Southeast	Louisville	Billy Donovan (MVP), Darryl Wright and Steve Wright (Providence); Reggie Williams (Georgetown)
	East	E. Rutherford	Rony Seikaly (MVP), Sherman Douglas and Derrick Coleman (Syracuse)
1986	None		
1985	East	Providence	Patrick Ewing (MVP) and David Wingate (Georgetown)
	West	Denver	Chris Mullin (MVP) and Walter Berry (St. John's)
	Midwest	Dallas	Michael Adams (Boston College)
	Southeast	Birmingham	Ed Pinckney (MVP) and Harold Pressley (Villanova)
1984	West	Los Angeles	Patrick Ewing (MVP) and Michael Graham (Georgetown)
1983	Midwest	Kansas City	John Pinone (Villanova)
	West	Ogden	Jay Murphy and Michael Adams (Boston College)
1982	East	Raleigh	John Pinone and Ed Pinckney (Villanova)
	Midwest	St. Louis	John Bagley (Boston College)
	West	Provo	Eric Floyd (MVP) and Patrick Ewing (Georgetown)
1981	Mideast	Bloomington	John Bagley (Boston College)
1980	East	Philadelphia	Eric Floyd, Craig Shelton and John Duren (Georgetown)

BIG EAST in the NBA

PLAYERS FROM BIG EAST SCHOOLS IN THE NBA

Player	School	Current Team
Ryan Arcidiacono	Villanova (2012-16)	Boston Celtics
Mitch Ballock	Creighton (2017-21)	Cleveland Cavaliers
Saddiq Bey +	Villanova (2017-20)	Detroit Pistons
Jimmy Butler +	Marquette (2007-11)	Miami Heat
Mikal Bridges +	Villanova (2014-18)	Phoenix Suns
Jalen Brunson	Villanova (2015-18)	Dallas Mavericks
Jae Crowder	Marquette (2010-12)	Phoenix Suns
Donte DiVincenzo +	Villanova (2016-18)	Milwaukee Bucks
Andre Drummond +	Connecticut (2011-12)	Philadelphia 76ers
David Duke	Providence (2018-21)	Brooklyn Nets
Kris Dunn +	Providence (2013-16)	Memphis Grizzlies
Rudy Gay +	Connecticut (2004-06)	Utah Jazz
Jerami Grant	Syracuse (2012-14)	Detroit Pistons
Jeff Green +	Georgetown (2004-07)	Denver Nuggets
Moe Harkless +	St. John's (2011-12)	Sacramento Kings
Josh Hart +	Villanova (2013-17)	New Orleans Pelicans
Gordon Hayward +	Butler (2008-10)	Charlotte Hornets
Markus Howard	Marquette (2016-20)	Denver Nuggets
Jeremy Lamb +	Connecticut (2010-12)	Indiana Pacers
Kyle Lowry +	Villanova (2004-06)	Miami Heat
Naji Marshall	Xavier (2017-20)	New Orleans Pelicans
Kelan Martin	Butler (2014-18)	Indiana Pacers
Doug McDermott +	Creighton (2010-14)	San Antonio Spurs
Sean McDermott	Butler (2016-20)	Memphis Grizzlies
Eric Paschall	Villanova (2016-19)	Utah Jazz
Jamorko Pickett	Georgetown (2017-21)	Detroit Pistons
Otto Porter +	Georgetown (2011-13)	Golden State Warriors
Paul Reed	DePaul (2017-20)	Philadelphia 76ers
Max Strus	DePaul (2017-19)	Miami Heat
Juan Toscano-Anderson	Marquette (2011-15)	Golden State Warriors
Kemba Walker +	Connecticut (2008-11)	New York Knicks
Romeo Weems	DePaul (2019-21)	Memphis Grizzlies
Omer Yurtseven	Georgetown (2019-20)	Miami Heat

+ First Round Draft Pick



Markus Howard, Denver Nuggets

BIG EAST NBA CHAMPIONS

The following BIG EAST alumni have captured championship rings in the National Basketball Association.

Player (School)	Team	Season
Donte DiVincenzo (Villanova '18)	Milwaukee Bucks	2021
Kyle Lowry (Villanova '06)	Toronto Raptors	2019
James Jones (Miami '03)	Cleveland Cavaliers	2016
	Miami Heat	2013
	Miami Heat	2012
Caron Butler (Connecticut '02)	Dallas Mavericks	2011
Dominique Jones (USF '09)	Dallas Mavericks	2011
Ron Artest (St. John's '99)	Los Angeles Lakers	2010
Ray Allen (Connecticut '96)	Boston Celtics	2008
James White (Cincinnati '06)	San Antonio Spurs	2007
Alonzo Mourning (Georgetown '92)	Miami Heat	2006
Richard Hamilton (Connecticut '99)	Detroit Pistons	2004
John Celestand (Villanova '99)	Los Angeles Lakers	2000
Travis Knight (Connecticut '96)	Los Angeles Lakers	2000
Jaren Jackson (Georgetown '89)	San Antonio Spurs	1999
Andrew Gaze (Seton Hall)	San Antonio Spurs	1999
Scott Burrell (Connecticut '93)	Chicago Bulls	1998
Dickey Simpkins (Providence '94)	Chicago Bulls	1998
	Chicago Bulls	1997
	Chicago Bulls	1996
Bill Wennington (St. John's '85)	Chicago Bulls	1998
	Chicago Bulls	1997
	Chicago Bulls	1996
Otis Thorpe (Providence '84)	Houston Rockets	1994

NBA Draft Selections

Boston College (12), Cincinnati (2), Connecticut (33), Creighton (4), DePaul (3), Georgetown (30), Louisville (4), Marquette (6), Miami (4), Notre Dame (4), Pittsburgh (13), Providence (20), Rutgers (2), St. John's (28), Seton Hall (11), USF (2), Syracuse (35), Villanova (32), West Virginia (4), Xavier (2). Total: 246.

2021

Round	Player (School)	Drafted By:
1st	James Bouknight (UConn)	Charlotte Hornets
2nd	Jeremiah Robinson-Earl (Villanova)	New York Knicks (traded to Oklahoma City Thunder)
2nd	Marcus Zegarowski (Creighton)	Brooklyn Nets
2nd	Sandro Mamukelashvili (Seton Hall)	Indiana Pacers (traded to Milwaukee Bucks)

2020

Round	Player (School)	Drafted By:
1st	Saddiq Bey (Villanova)	Detroit Pistons
2nd	Paul Reed (DePaul)	Philadelphia 76ers

2019

Round	Player (School)	Drafted By:
2nd	Eric Paschall (Villanova)	Golden State Warriors

2018

Round	Player (School)	Drafted By:
1st	Mikal Bridges (Villanova)	Philadelphia 76ers (traded to Phoenix Suns)
1st	Donte DiVincenzo (Villanova)	Milwaukee Bucks
1st	Omari Spellman (Villanova)	Atlanta Hawks
2nd	Jalen Brunson (Villanova)	Dallas Mavericks
2nd	Khyri Thomas (Creighton)	Philadelphia 76ers (traded to Detroit Pistons)

2017

Round	Player (School)	Drafted By:
1st	Justin Patton (Creighton)	Chicago Bulls (traded to Minnesota Timberwolves)
1st	Josh Hart (Villanova)	Utah Jazz (traded to L.A. Lakers)
2nd	Edmond Sumner (Xavier)	New Orleans Pelicans (traded to Indiana Pacers)

2016

Round	Player (School)	Drafted By:
1st	Kris Dunn (Providence)	Minnesota Timberwolves
1st	Henry Ellenson (Marquette)	Detroit Pistons
2nd	Isaiah Whitehead (Seton Hall)	Utah Jazz (traded to Brooklyn Nets)
2nd	Ben Bentil (Providence)	Boston Celtics

2015

Round	Player (School)	Drafted By:
2nd	Darrun Hilliard (Villanova)	Detroit Pistons
2nd	Sir'Dominic Pointer (St. John's)	Cleveland Cavaliers

2014

Round	Player (School)	Drafted By:
1st	Doug McDermott (Creighton)	Denver Nuggets (traded to Chicago Bulls)
2nd	Semaj Criston (Xavier)	Miami Heat (traded to Oklahoma City Thunder)

2013

Round	Player (School)	Drafted By:
1st	Otto Porter (Georgetown)	Washington Wizards
1st	Michael Carter-Williams (Syracuse)	Philadelphia 76ers
1st	Steven Adams (Pittsburgh)	Oklahoma City Thunder
1st	Gorgui Dieng (Louisville)	Utah Jazz
2nd	Ricky Ledo (Providence)	Dallas Mavericks
2nd	Peyton Siva (Louisville)	Detroit Pistons

2012

Round	Player (School)	Drafted By:
1st	Dion Waiters (Syracuse)	Cleveland Cavaliers
1st	Andre Drummond (Connecticut)	Detroit Pistons
1st	Jeremy Lamb (Connecticut)	Houston Rockets
1st	Moe Harkless (St. John's)	Philadelphia 76ers
1st	Fab Melo (Syracuse)	Boston Celtics
2nd	Jae Crowder (Marquette)	Cleveland Cavaliers (traded to Dallas Mavericks)
2nd	Kris Joseph (Syracuse)	Boston Celtics
2nd	Darius Johnson-Odom (Marquette)	Dallas Mavericks

2011

Round	Player (School)	Drafted By:
1st	Kemba Walker (Connecticut)	Charlotte Bobcats
1st	Marshon Brooks (Providence)	Boston Celtics (traded to New Jersey Nets)
1st	Jimmy Butler (Marquette)	Chicago Bulls

2010

Round	Player (School)	Drafted By:
1st	Wes Johnson (Syracuse)	Minnesota Timberwolves
1st	Greg Monroe (Georgetown)	Detroit Pistons
1st	Dominique Jones (USF)	Memphis Grizzlies (traded to Dallas Mavericks)
1st	Lazar Hayward (Marquette)	Washington Wizards (traded to Minnesota Timberwolves)
2nd	Andy Rautins (Syracuse)	New York Knicks
2nd	Lance Stephenson (Cincinnati)	Indiana Pacers
2nd	Da'Sean Butler (West Virginia)	Miami Heat
2nd	Devin Ebanks (West Virginia)	Los Angeles Lakers
2nd	Luke Harangody (Notre Dame)	Boston Celtics
2nd	Hamady Ndiaye (Rutgers)	Minnesota Timberwolves (traded to Washington Wizards)
2nd	Stanley Robinson (Connecticut)	Orlando Magic

2009

Round	Player (School)	Drafted By:
1st	Hasheem Thabeet (Connecticut)	Memphis Grizzlies
1st	Jonny Flynn (Syracuse)	Minnesota Timberwolves
1st	Terrence Williams (Louisville)	New Jersey Nets
1st	Earl Clark (Louisville)	Phoenix Suns
2nd	Dante Cunningham (Villanova)	Portland Trailblazers
2nd	DaJuan Summers (Georgetown)	Detroit Pistons
2nd	Sam Young (Pittsburgh)	Memphis Grizzlies
2nd	DeJuan Blair (Pittsburgh)	San Antonio Spurs
2nd	A.J. Price (Connecticut)	Indiana Pacers

2008

Round	Player (School)	Drafted By:
1st	Joe Alexander (West Virginia)	Milwaukee Bucks
1st	Roy Hibbert (Georgetown)	Toronto Raptors (traded to Indiana Pacers)
1st	Donte Greene (Syracuse)	Memphis Grizzlies
2nd	Patrick Ewing Jr. (Georgetown)	Sacramento Kings (traded to Houston Rockets)

2007

Round	Player (School)	Drafted By:
1st	Jeff Green (Georgetown)	Boston Celtics (traded to Seattle SuperSonics)
1st	Wilson Chandler (DePaul)	New York Knicks
2nd	Aaron Gray (Pittsburgh)	Chicago Bulls
2nd	Demetris Nichols (Syracuse)	Portland Trail Blazers (traded to New York Knicks)
2nd	Herbert Hill (Providence)	Utah Jazz (traded to Philadelphia 76ers)
2nd	Sammy Mejia (DePaul)	Detroit Pistons

NBA Draft Selections



2006

Round	Player (School)
1st	Randy Foye (Villanova)
1st	Rudy Gay (Connecticut)
1st	Hilton Armstrong (Connecticut)
1st	Quincy Douby (Rutgers)
1st	Marcus Williams (Connecticut)
1st	Josh Boone (Connecticut)
1st	Kyle Lowry (Villanova)
2nd	James White (Cincinnati)
2nd	Steve Novak (Marquette)
2nd	Solomon Jones (USF)
2nd	Denham Brown (Connecticut)

Drafted By:
 Boston Celtics
 (traded to Minnesota Timberwolves via Portland Houston Rockets (traded to Memphis Grizzlies) New Orleans/ Oklahoma City Hornets Sacramento Kings New Jersey Nets New Jersey Nets Memphis Grizzlies Portland Trail Blazers (traded to Indiana Pacers) Houston Rockets Atlanta Hawks Seattle Superonics

2005

Round	Player (School)
1st	Charlie Villanueva (Connecticut)
1st	Hakim Warrick (Syracuse)
2nd	Chris Taft (Pittsburgh)
2nd	Ryan Gomes (Providence)

Drafted By:
 Toronto Raptors Memphis Grizzlies Golden State Warriors Boston Celtics

2004

Round	Player (School)
1st	Emeka Okafor (Connecticut)
1st	Ben Gordon (Connecticut)
2nd	Marcus Douthit (Providence)

Drafted By:
 Charlotte Bobcats Chicago Bulls Los Angeles Lakers

2003

Round	Player (School)
1st	Carmelo Anthony (Syracuse)
1st	Mike Sweetney (Georgetown)
1st	Troy Bell (Boston College)
2nd	James Jones (Miami)

Drafted By:
 Denver Nuggets New York Knicks Boston Celtics (traded to Memphis Grizzlies) Indiana Pacers

2002

Round	Player (School)
1st	Caron Butler (Connecticut)
1st	Ryan Humphrey (Notre Dame)
1st	John Salmons (Miami)

Drafted By:
 Miami Heat Utah Jazz (traded to Orlando Magic) San Antonio Spurs (traded to Philadelphia 76ers)

2001

Round	Player (School)
1st	Eddie Griffin (Seton Hall)
1st	Troy Murphy (Notre Dame)
1st	Michael Bradley (Villanova)
1st	Samuel Dalembert (Seton Hall)
2nd	Omar Cook (St. John's)
2nd	Damon Brown (Syracuse)
2nd	Ruben Boumtje-Boumtje (Georgetown)

Drafted By:
 New Jersey Nets Golden State Warriors Toronto Raptors Philadelphia 76ers Orlando Magic Philadelphia 76ers Portland Trail Blazers

2000

Round	Player (School)
1st	Etan Thomas (Syracuse)
1st	Erick Barkley (St. John's)
2nd	Jake Voskuhl (Connecticut)
2nd	Khalid El-Amin (Connecticut)
2nd	Lavor Postell (St. John's)
2nd	Jason Hart (Syracuse)

Drafted By:
 Dallas Mavericks Portland Trail Blazers Chicago Bulls Chicago Bulls New York Knicks Milwaukee Bucks

1999

Round	Player (School)
1st	Richard Hamilton (Connecticut)
1st	Ron Artest (St. John's)
1st	Tim James (Miami)
1st	Vonteeo Cummings (Pittsburgh)
2nd	John Celestand (Villanova)

Drafted By:
 Washington Wizards Chicago Bulls Miami Heat Indiana Pacers (traded to Golden State) Los Angeles Lakers

1998

Round	Player (School)
1st	Pat Garrity (Notre Dame)
1st	Felipe Lopez (St. John's)
2nd	Jahidi White (Georgetown)

Drafted By:
 Milwaukee Bucks (traded to Phoenix) San Antonio Spurs (traded to Vancouver) Washington Wizards

1997

Round	Player (School)
1st	Tim Thomas (Villanova)
1st	Austin Croshere (Providence)
2nd	Jason Lawson (Villanova)
2nd	Gordon Malone (West Virginia)
2nd	God Shammgod (Providence)
2nd	Alvin Williams (Villanova)
2nd	Mark Blount (Pittsburgh)

Drafted By:
 New Jersey Nets Indiana Pacers Denver Nuggets Minnesota Timberwolves Washington Wizards Portland Trail Blazers Seattle Superonics

1996

Round	Player (School)
1st	Allen Iverson (Georgetown)
1st	Ray Allen (Connecticut)
1st	Kerry Kittles (Villanova)
1st	John Wallace (Syracuse)
1st	Jerome Williams (Georgetown)
1st	Travis Knight (Connecticut)
2nd	Othella Harrington (Georgetown)
2nd	Doron Sheffer (Connecticut)

Drafted By:
 Philadelphia 76ers Minnesota Timberwolves New Jersey Nets New York Knicks Detroit Pistons Chicago Bulls Houston Rockets Los Angeles Clippers

1995

Round	Player (School)
1st	Eric Williams (Providence)
2nd	Lawrence Moten (Syracuse)
2nd	Donny Marshall (Connecticut)
2nd	Constantin Popa (Miami)
2nd	Troy Brown (Providence)
2nd	Don Reid (Georgetown)

Drafted By:
 Boston Celtics Vancouver Grizzlies Cleveland Cavaliers Los Angeles Clippers Atlanta Hawks Detroit Pistons

1994

Round	Player (School)
1st	Donyell Marshall (Connecticut)
1st	Eric Mobley (Pittsburgh)
1st	Dickey Simpkins (Providence)
1st	Bill Curley (Boston College)
2nd	Howard Easley (Boston College)
2nd	Michael Smith (Providence)
2nd	Shawnelle Scott (St. John's)

Drafted By:
 Minnesota Timberwolves Milwaukee Bucks Chicago Bulls San Antonio Spurs Minnesota Timberwolves Sacramento Kings Portland Trail Blazers

1993

Round	Player (School)
1st	Terry Dehere (Seton Hall)
1st	Luther Wright (Seton Hall)
1st	Scott Burrell (Connecticut)
2nd	Conrad McRae (Syracuse)

Drafted By:
 Los Angeles Clippers Utah Jazz Charlotte Hornets Washington Bullets

1992

Round	Player (School)
1st	Alonzo Mourning (Georgetown)
1st	Malik Sealy (St. John's)
1st	Dave Johnson (Syracuse)
2nd	Chris Smith (Connecticut)
2nd	Robert Werdann (St. John's)
2nd	Darren Morningstar (Pittsburgh)

Drafted By:
 Charlotte Hornets Indiana Pacers Portland Trail Blazers Minnesota Timberwolves Denver Nuggets Boston Celtics

NBA Draft Selections

1991

Round	Player (School)	Drafted By:
1st	Billy Owens (Syracuse)	Sacramento Kings
1st	Dikembe Mutombo (Georgetown)	Denver Nuggets
1st	Anthony Avent (Seton Hall)	Atlanta Hawks
1st	Eric Murdock (Providence)	Utah Jazz
1st	LeRon Ellis (Syracuse)	Los Angeles Clippers

1990

Round	Player (School)	Drafted By:
1st	Derrick Coleman (Syracuse)	New Jersey Nets
1st	Tate George (Connecticut)	New Jersey Nets
1st	Jayson Williams (St. John's)	Phoenix Suns
2nd	Abdul Shamsid-Deen (Providence)	Dallas Mavericks

1989

Round	Player (School)	Drafted By:
1st	Dana Barros (Boston College)	Seattle SuperSonics
1st	John Morton (Seton Hall)	Cleveland Cavaliers
2nd	Sherman Douglas (Syracuse)	Miami Heat
2nd	Cliff Robinson (Connecticut)	Portland Trail Blazers
2nd	Doug West (Villanova)	Minnesota Timberwolves

1988

Round	Player (School)	Drafted By:
1st	Charles Smith (Pittsburgh)	Philadelphia 76ers
1st	Rony Seikaly (Syracuse)	Miami Heat
1st	Mark Bryant (Seton Hall)	Portland Trail Blazers
1st	Jerome Lane (Pittsburgh)	Denver Nuggets
2nd	Shelton Jones (St. John's)	San Antonio Spurs

1987

Round	Player (School)	Drafted By:
1st	Reggie Williams (Georgetown)	Los Angeles Clippers
1st	Mark Jackson (St. John's)	New York Knicks
3rd	Willie Glass (St. John's)	Los Angeles Lakers
3rd	Billy Donovan (Providence)	Utah Jazz
6th	Howard Triche (Syracuse)	New York Knicks
6th	Harold Jensen (Villanova)	Cleveland Cavaliers

1986

Round	Player (School)	Drafted By:
1st	Dwayne Washington (Syracuse)	New Jersey Nets
1st	Walter Berry (St. John's)	Portland Trail Blazers
1st	Harold Pressley (Villanova)	Sacramento Kings
2nd	Rafael Addison (Syracuse)	Phoenix Suns
2nd	David Wingate (Georgetown)	Philadelphia 76ers
2nd	Michael Jackson (Georgetown)	New York Knicks
3rd	Wendell Alexis (Syracuse)	Golden State Warriors
3rd	Ron Rowan (St. John's)	Philadelphia 76ers
5th	Dominic Pressley (Boston College)	Seattle SuperSonics
5th	Earl Kelley (Connecticut)	San Antonio Spurs
6th	Chuck Everson (Villanova)	Utah Jazz
6th	Andre McCloud (Seton Hall)	Philadelphia 76ers
7th	Ralph Dalton (Georgetown)	Cleveland Cavaliers

1985

Round	Player (School)	Drafted By:
1st	Patrick Ewing (Georgetown)	New York Knicks
1st	Chris Mullin (St. John's)	Golden State Warriors
1st	Ed Pinckney (Villanova)	Phoenix Suns
1st	Bill Wennington (St. John's)	Dallas Mavericks
2nd	Bill Martin (Georgetown)	Indiana Pacers
2nd	Dwayne McClain (Villanova)	Indiana Pacers
3rd	Michael Adams (Boston College)	Sacramento Kings
5th	Ray Knight (Providence)	Milwaukee Bucks
6th	Stu Primus (Boston College)	Indiana Pacers
7th	Gary McLain (Villanova)	New Jersey Nets

1984

Round	Player (School)	Drafted By:
1st	Otis Thorpe (Providence)	Kansas City Kings
2nd	Jay Murphy (Boston College)	Golden State Warriors
3rd	Jeff Allen (St. John's)	Kansas City Kings
5th	Gene Smith (Georgetown)	Indiana Pacers
6th	Clyde Vaughan (Pittsburgh)	Indiana Pacers
7th	Sean Kerins (Syracuse)	New Jersey Nets
8th	Frank Dobbs (Villanova)	Philadelphia 76ers
9th	Fred Brown (Georgetown)	Atlanta Hawks
10th	Martin Clark (Boston College)	Philadelphia 76ers

1983

Round	Player (School)	Drafted By:
1st	Leo Rautins (Syracuse)	Philadelphia 76ers
2nd	Stewart Granger (Villanova)	Cleveland Cavaliers
2nd	John Garris (Boston College)	Cleveland Cavaliers
2nd	David Russell (St. John's)	Denver Nuggets
2nd	Kevin Williams (St. John's)	San Antonio Spurs
3rd	Erich Santifer (Syracuse)	Detroit Pistons
3rd	John Pinone (Villanova)	Atlanta Hawks
3rd	Bruce Kuczenski (Connecticut)	New Jersey Nets
3rd	Billy Goodwin (St. John's)	Milwaukee Bucks
4th	Ron Crevier (Boston College)	Chicago Bulls
7th	Ron Jackson (Providence)	Boston Celtics
7th	Tony Bruin (Syracuse)	Philadelphia 76ers
7th	Mike Mulquin (Villanova)	Phoenix Suns
8th	Trent Johnson (Pittsburgh)	Boston Celtics
8th	Bob Kelly (St. John's)	Milwaukee Bucks

1982

Round	Player (School)	Drafted By:
1st	John Bagley (Boston College)	Cleveland Cavaliers
1st	Eric Floyd (Georgetown)	New Jersey Nets
3rd	Corny Thompson (Connecticut)	Dallas Mavericks
4th	Chuck Aleksinas (Connecticut)	Chicago Bulls
4th	Eric Smith (Georgetown)	Portland Trail Blazers
5th	Mike McKay (Connecticut)	Utah Jazz
5th	Aaron Howard (Villanova)	New York Knicks
5th	Howard McNeil (Seton Hall)	Los Angeles Lakers
8th	Dan Callandriello (Seton Hall)	Houston Rockets
9th	Ed Spriggs (Georgetown)	Boston Celtics

1981

Round	Player (School)	Drafted By:
1st	Dan Schayes (Syracuse)	Utah Jazz
3rd	Wayne McKoy (St. John's)	New York Knicks
4th	Eddie Moss (Syracuse)	Dallas Mavericks
4th	Alex Bradley (Villanova)	New York Knicks
7th	Tom Sienkiewicz (Villanova)	Seattle SuperSonics
8th	Curtis Redding (St. John's)	Denver Nuggets
8th	Frank Gilroy (St. John's)	Philadelphia 76ers
9th	Rudy Williams (Providence)	New Jersey Nets
10th	Mike Frazier (Georgetown)	Atlanta Hawks

1980

Round	Player (School)	Drafted By:
1st	John Duren (Georgetown)	Utah Jazz
2nd	Craig Shelton (Georgetown)	Atlanta Hawks
2nd	Louis Orr (Syracuse)	Indiana Pacers
2nd	Roosevelt Bouie (Syracuse)	Dallas Mavericks
6th	Bernard Rencher (St. John's)	Chicago Bulls
8th	Al Dutch (Georgetown)	Seattle SuperSonics
10th	John Nolan (Providence)	Boston Celtics

Attendance History

BIG EAST TOTAL ATTENDANCE: ALL HOME GAMES (CONFERENCE AND NON-CONFERENCE)

BUTLER

	Total	Avg.	Games
2014	116,816	7,788	(15 games) — 59th
2015	117,970	7,373	(16 games) — 66th
2016	130,637	8,164	(16 games) — 58th
2017	133,724	8,357	(16 games) — 57th
2018	145,430	8,554	(17 games) -- 51st
2019	134,702	8,419	(16 games) -- 58th
2020	146,489	8,617	(17 games) — 57th

CREIGHTON

	Total	Avg.	Games
2014	286,329	17,896	(16 games) — 5th
2015	289,808	17,048	(17 games) — 6th
2016	302,887	15,941	(19 games) — 10th
2017	296,013	17,412	(17 games) — 5th
2018	306,000	17,000	(18 games) — 5th
2019	303,629	15,980	(19 games) -- 8th
2020	311,651	17,314	(18 games) — 5th

DEPAUL

	Total	Avg.	Games
2006	138,560	9,897	(14 games) — 43rd
2007	162,320	10,145	(16 games) — 44th
2008	138,927	9,262	(15 games) — 54th
2009	130,380	8,149	(16 games) — 65th
2010	126,760	8,451	(15 games) — 59th
2011	130,486	7,676	(17 games) — 67th
2012	123,832	7,740	(16 games) — 67th
2013	130,574	7,681	(17 games) — 63rd
2014	130,574	7,681	(17 games) — 63rd
2015	108,178	6,363	(17 games) — 80th
2016	99,805	6,238	(16 games) — 83rd
2017	77,190	5,513	(14 games) — 95th
2018	88,610	4,922	(18 games) — 100th
2019	98,354	6,147	(16 games) -- 91st
2020	87,544	3,806	(23 games) -- 127th
2021	93,371	5,187	(18 games) — 98th

GEORGETOWN

	Total	Avg.	Games
1979	43,439	2,896	(15 games)
1980	60,911	3,583	(17 games)
1981	54,566	4,197	(13 games)
1982	146,047	8,591	(17 games) — 45th
1983	179,043	11,936	(14 games) — 14th
1984	134,180	8,386	(16 games) — 45th
1985	174,128	10,883	(16 games) — 26th
1986	119,065	9,159	(13 games) — 35th
1987	139,479	8,717	(16 games) — 40th
1988	128,405	9,172	(14 games) — 41st
1989	173,424	12,387	(14 games) — 22nd
1990	176,920	12,637	(14 games) — 25th
1991	173,906	12,422	(14 games) — 27th
1992	132,284	10,176	(13 games) — 37th
1993	135,861	8,491	(16 games) — 52nd
1994	125,756	8,983	(14 games) — 45th
1995	159,020	12,232	(13 games) — 28th
1996	201,659	12,604	(16 games) — 27th
1997	130,077	9,291	(14 games) — 49th
1998	160,482	10,030	(16 games) — 38th
1999	131,256	8,750	(15 games) — 52nd
2000	131,889	7,758	(17 games) — 66th
2001	139,121	8,695	(16 games) — 56th
2002	139,304	8,194	(17 games) — 55th
2003	149,526	8,796	(17 games) — 50th
2004	134,890	8,431	(16 games) — 60th
2005	133,230	7,837	(17 games) — 69th
2006	143,983	10,284	(14 games) — 40th

2007	177,501	10,441	(17 games) — 41st
2008	207,286	12,955	(16 games) — 24th
2009	205,224	12,827	(16 games) — 26th
2010	192,638	12,040	(16 games) — 29th
2011	177,448	12,675	(14 games) — 25th
2012	180,530	11,283	(16 games) — 35th
2013	185,490	10,911	(17 games) — 33rd
2014	138,724	8,670	(16 games) — 51st
2015	154,076	9,630	(16 games) — 45th
2016	150,945	8,870	(17 games) — 51st
2017	144,143	8,479	(17 games) — 54th
2018	143,093	7,531	(19 games) -- 65th
2019	137,036	7,212	(19 games) -- 70th
2020	142,762	7,931	(18 games) — 66th

MARQUETTE

	Total	Avg.	Games
2006	223,983	13,999	(16 games) — 18th
2007	306,893	15,345	(20 games) — 14th
2008	276,064	16,239	(17 games) — 14th
2009	291,596	16,200	(18 games) — 10th
2010	265,484	15,617	(17 games) — 10th
2011	280,545	15,586	(18 games) — 11th
2012	242,205	15,138	(16 games) — 13th
2013	240,530	15,033	(16 games) — 15th
2014	245,232	15,237	(16 games) — 56th
2015	232,161	13,657	(17 games) — 22nd
2016	252,858	13,308	(19 games) — 21st
2017	233,169	13,715	(17 games) — 19th
2018	246,469	12,323	(20 games) — 26th
2019	296,611	15,611	(19 games) -- 9th
2020	242,324	15,145	(16 games) — 15th

PROVIDENCE

	Total	Avg.	Games
1979	111,844	7,989	(14 games) — 49th
1980	124,983	7,811	(16 games) — 52nd
1981	123,877	7,055	(16 games) — 60th
1982	102,563	6,410	(16 games) — 68th
1983	96,023	6,859	(14 games)
1984	128,766	7,154	(18 games)
1985	108,182	7,212	(15 games)
1986	159,494	7,595	(21 games) — 57th
1987	156,673	9,216	(17 games) — 38th
1988	170,102	10,006	(17 games) — 37th
1989	179,093	10,535	(17 games) — 33rd
1990	182,447	10,732	(17 games) — 30th
1991	211,498	10,525	(20 games) — 33rd
1992	172,476	10,750	(16 games) — 32nd
1993	203,484	10,710	(19 games) — 35th
1994	151,504	10,822	(14 games) — 36th
1995	187,684	10,427	(18 games) — 38th
1996	168,554	10,535	(16 games) — 37th
1997	165,447	11,030	(15 games) — 33rd
1998	142,778	10,198	(14 games) — 36th
1999	150,022	10,001	(15 games) — 38th
2000	132,049	8,253	(16 games) — 59th
2001	151,037	9,440	(16 games) — 49th
2002	130,000	8,125	(16 games) — 59th
2003	157,985	8,777	(18 games) — 52nd
2004	151,451	10,818	(14 games) — 44th
2005	164,235	9,660	(17 games) — 47th
2006	133,583	8,349	(16 games) — 64th
2007	159,798	8,410	(19 games) — 68th
2008	127,907	8,527	(15 games) — 64th
2009	149,585	8,310	(18 games) — 64th
2010	140,920	8,289	(17 games) — 61st
2011	133,815	7,043	(19 games) — 76th
2012	134,007	7,883	(17 games) — 63rd
2013	139,901	7,772	(18 games) — 60th
2014	133,548	8,347	(16 games) — 56th
2015	146,444	8,614	(17 games) — 52nd
2016	164,954	9,703	(17 games) — 44th
2017	152,867	8,492	(18 games) — 53rd

2018	162,315	9,547	(17 games) -- 43rd
2019	171,761	9,542	(18 games) -- 45th
2020	161,029	10,064	(16 games) -- 41st

ST. JOHN'S

	Total	Avg.	Games
1979	54,940	3,232	(17 games)
1980	73,920	4,620	(16 games)
1981	74,625	5,330	(14 games)
1982	85,935	6,610	(13 games)
1983	95,942	7,380	(13 games)
1984	90,989	6,066	(15 games)
1985	118,412	9,109	(13 games) — 38th
1986	111,278	7,948	(14 games) — 50th
1987	129,881	8,659	(15 games) — 42nd
1988	121,597	8,686	(14 games) — 45th
1989	109,163	7,278	(15 games)
1990	154,301	8,121	(19 games) — 62nd
1991	131,093	9,364	(14 games) — 46th
1992	152,064	10,138	(15 games) — 35th
1993	113,365	9,447	(12 games) — 38th
1994	130,922	8,728	(15 games) — 48th
1995	140,295	10,792	(13 games) — 36th
1996	110,300	8,485	(13 games) — 56th
1997	119,664	9,205	(13 games) — 51st
1998	105,910	8,147	(13 games) — 56th
1999	166,838	9,269	(18 games) — 46th
2000	150,252	10,732	(14 games) — 34th
2001	157,129	11,224	(14 games) — 30th
2002	139,484	9,299	(15 games) — 46th
2003	129,384	8,087	(16 games) — 60th
2004	89,042	6,849	(13 games) — 77th
2005	87,417	6,244	(14 games) — 86th
2006	99,355	5,844	(17 games) — 91st
2007	131,477	6,920	(19 games) — 80th
2008	94,183	5,886	(16 games) — 97th
2009	108,350	5,418	(20 games) — 100th
2010	103,820	6,107	(17 games) — 88th
2011	126,466	8,431	(15 games) — 57th
2012	168,560	8,428	(20 games) — 54th
2013	124,608	7,330	(17 games) — 70th
2014	148,614	7,431	(20 games) — 66th
2015	156,732	7,463	(21 games) — 65th
2016	125,002	6,944	(18 games) — 71st
2017	143,632	8,448	(17 games) — 55th
2018	164,415	9,134	(18 games) -- 58th
2019	186,169	9,798	(19 games) -- 42nd
2020	107,181	5,359	(20 games) — 96th

Attendance History

SETON HALL

	Total	Avg.	Games
1979	25,366	2,537	(10 games)
1980	30,996	2,384	(13 games)
1981	29,285	2,440	(12 games)
1982	30,233	2,519	(12 games)
1983	47,363	3,947	(12 games)
1984	57,788	4,128	(14 games)
1985	49,024	3,771	(13 games)
1986	56,372	4,027	(14 games)
1987	75,535	4,721	(16 games)
1988	101,035	6,315	(16 games)
1989	137,750	9,184	(15 games) — 48th
1990	135,275	10,405	(13 games) — 33rd
1991	167,844	10,496	(16 games) — 36th
1992	206,165	12,885	(16 games) — 25th
1993	247,924	13,774	(18 games) — 17th
1994	195,433	13,029	(15 games) — 23rd
1995	171,682	10,099	(17 games) — 40th
1996	146,831	9,789	(15 games) — 43rd
1997	134,747	7,926	(17 games) — 58th
1998	118,851	7,923	(15 games) — 59th
1999	132,506	9,735	(15 games) — 51st
2000	139,340	8,709	(16 games) — 52nd
2001	173,407	10,838	(16 games) — 34th
2002	108,438	8,341	(13 games) — 54th
2003	122,115	7,632	(16 games) — 64th
2004	133,854	8,924	(15 games) — 55th
2005	126,252	7,890	(16 games) — 68th
2006	120,234	7,073	(17 games) — 75th
2007	106,169	6,636	(16 games) — 83rd
2008	122,834	7,226	(17 games) — 79th
2009	116,799	7,300	(16 games) — 74th
2010	127,848	7,103	(18 games) — 75th
2011	119,060	7,937	(15 games) — 62nd
2012	124,935	6,941	(18 games) — 76th
2013	119,588	7,035	(17 games) — 72nd
2014	114,056	6,336	(18 games) — 81st
2015	113,804	7,587	(15 games) — 63rd
2016	113,125	7,070	(16 games) — 67th
2017	111,350	7,953	(14 games) — 62nd
2018	143,766	8,456	(17 games) -- 53rd
2019	127,603	8,507	(15 games) -- 57th
2020	154,924	10,328	(15 games) — 36th

VILLANOVA

	Total	Avg.	Games
1979	11,467	2,293	(5 games)
1980	16,170	2,310	(7 games)
1981	84,067	5,605	(15 games)
1982	75,918	5,423	(14 games)
1983	123,973	8,265	(15 games)
1984	105,352	7,525	(14 games)
1985	91,963	10,218	(9 games) — 32nd
1986	100,166	7,705	(13 games)
1987	117,734	7,358	(16 games) — 60th
1988	105,565	8,120	(13 games) — 55th
1989	116,663	7,778	(15 games) — 63rd
1990	110,540	8,503	(13 games) — 58th
1991	111,693	9,308	(12 games) — 48th
1992	79,470	7,947	(10 games) — 65th
1993	89,368	6,874	(13 games) — 73rd
1994	91,924	6,566	(14 games) — 78th
1995	104,693	8,053	(13 games) — 60th
1996	130,392	9,314	(14 games) — 50th
1997	149,558	9,971	(15 games) — 39th
1998	117,472	8,391	(14 games) — 54th
1999	128,106	8,540	(15 games) — 54th
2000	134,025	7,884	(17 games) — 62nd
2001	109,473	7,298	(15 games) — 70th
2002	139,173	7,325	(19 games) — 66th

2003	111,593	8,584	(13 games) — 54th
2004	111,731	7,449	(15 games) — 70th
2005	132,162	8,260	(16 games) — 60th
2006	126,643	9,742	(13 games) — 42nd
2007	149,884	10,706	(14 games) — 38th
2008	147,570	9,838	(15 games) — 49th
2009	159,876	9,404	(17 games) — 52nd
2010	153,105	10,936	(14 games) — 38th
2011	178,692	10,511	(17 games) — 38th
2012	133,839	8,923	(15 games) — 44th
2013	128,345	8,022	(16 games) — 55th
2014	143,092	8,943	(16 games) — 48th
2015	154,219	9,639	(16 games) — 44th
2016	129,916	8,119	(16 games) — 59th
2017	146,591	9,772	(15 games) — 44th
2018	153,775	11,828	(13 games) — 30th
2019	135,794	9,053	(15 games) -- 49th
2020	169,483	11,299	(15 games) -- 31st


XAVIER

	Total	Avg.	Games
2014	168,127	9,890	(17 games) — 42nd
2015	159,974	9,998	(16 games) — 42nd
2016	164,501	10,281	(16 games) — 41st
2017	164,520	10,282	(16 games) — 38th
2018	188,554	10,475	(18 games) — 39th
2019	180,611	10,034	(18 games) -- 41st
2020	175,281	10,311	(17 games) -- 38th

BIG EAST

	Total	Avg.	Games
1979	519,483	4,557	(114 games)
1980	546,157	5,302	(103 games) — 11th
1981	805,362	7,321	(110 games) — 7th
1982	943,573	8,425	(112 games) — 6th
1983	1,056,576	9,108	(116 games) — 3rd
1984	1,123,689	8,513	(132 games) — 6th
1985	1,318,536	9,840	(134 games) — 4th
1986	1,446,241	10,185	(142 games) — 3rd
1987	1,470,802	9,871	(149 games) — 5th
1988	1,527,612	10,912	(140 games) — 4th
1989	1,746,960	12,109	(146 games) — 2nd
1990	1,733,171	12,120	(143 games) — 3rd
1991	1,678,961	12,345	(136 games) — 2nd
1992	1,670,977	11,523	(145 games) — 2nd
1993	1,746,313	10,914	(160 games) — 2nd
1994	1,661,971	10,863	(152 games) — 4th
1995	1,623,275	11,195	(145 games) — 4th
1996	2,023,380	10,219	(198 games) — 4th
1997	2,029,127	9,803	(207 games) — 4th
1998	1,902,325	9,559	(199 games) — 4th
1999	1,903,782	9,425	(202 games) — 5th
2000	1,955,315	9,052	(216 games) — 5th
2001	2,039,505	8,867	(230 games) — 7th
2002	1,953,961	8,533	(229 games) — 6th
2003	2,107,630	9,409	(224 games) — 6th
2004	2,184,497	9,296	(235 games) — 6th
2005	2,100,088	10,396	(202 games) — 4th
2006	2,814,983	11,039	(255 games) — 4th
2007	3,259,992	11,164	(292 games) — 3rd
2008	2,916,656	10,924	(267 games) — 4th
2009	3,079,561	10,882	(283 games) — 4th
2010	3,138,877	11,014	(285 games) — 4th
2011	3,003,173	11,082	(271 games) — 2nd
2012	3,133,782	10,881	(288 games) — 4th
2013	2,845,803	10,699	(266 games) — 2nd
2014	1,660,570	9,711	(171 games) — 5th
2015	1,694,688	9,853	(172 games) — 5th
2016	1,690,237	9,770	(173 games) — 5th
2017	1,702,400	10,014	(170 games) — 5th
2018	1,846,120	10,371	(178 games) — 5th
2019	1,859,742	9,999	(186 games) — 4th
2020	1,722,029	10,130	(170 games) --- 5th

* Season BIG EAST totals include conference tournament



Creighton ranked fifth nationally in attendance in 2019-20.

National Polls



FINAL AP POLLS

1980

1. DePaul
2. Louisville
3. LSU
4. Kentucky
5. Oregon State
6. Syracuse
7. Indiana
8. Maryland
9. Notre Dame
10. Ohio State
11. Georgetown
13. St. John's

1981

1. DePaul
2. Oregon State
3. Virginia
4. LSU
5. Arizona State
6. North Carolina
7. Indiana
8. Kentucky
9. Notre Dame
10. Utah

1982

1. North Carolina
2. DePaul
3. Virginia
4. Oregon State
5. Missouri
6. Georgetown
7. Minnesota
8. Idaho
9. Memphis State
10. Fresno State

1983

1. Houston
2. Louisville
3. St. John's
4. Virginia
5. Indiana
6. UNLV
7. UCLA
8. North Carolina
9. Arkansas
10. Missouri
11. Boston College
13. Villanova
20. Georgetown

1984

1. North Carolina
2. Georgetown
3. Kentucky
4. DePaul
5. Houston
6. Illinois
7. Oklahoma
8. Arkansas
9. UTEP
10. Purdue
18. Syracuse

1985

1. Georgetown
2. Michigan
3. St. John's
4. Oklahoma
5. Memphis State
6. Georgia Tech
7. North Carolina
8. Louisiana Tech
9. UNLV
10. Duke

1986

1. Duke
2. Kansas
3. Kentucky
4. St. John's
5. Michigan
6. Georgia Tech
7. Louisville
8. North Carolina
9. Syracuse
10. Notre Dame
13. Georgetown

1987

1. UNLV
2. North Carolina
3. Indiana
4. Georgetown
5. DePaul
6. Iowa
7. Purdue
8. Temple
9. Alabama
10. Syracuse
12. Pittsburgh

1988

1. Temple
2. Arizona
3. Purdue
4. Oklahoma
5. Duke
6. Kentucky
7. North Carolina
8. Pittsburgh
9. Syracuse
10. Michigan

1989

1. Arizona
2. Georgetown
3. Illinois
4. Oklahoma
5. North Carolina
6. Missouri
7. Syracuse
8. Indiana
9. Duke
10. Michigan
11. Seton Hall

1990

1. Oklahoma
2. UNLV
3. Connecticut
4. Michigan State
5. Kansas
6. Syracuse
7. Arkansas
8. Georgetown
9. Georgia Tech
10. Purdue

1991

1. UNLV
2. Arkansas
3. Indiana
4. North Carolina
5. Ohio State
6. Duke
7. Syracuse
8. Arizona
9. Kentucky
10. Utah
13. Seton Hall
20. St. John's

1992

1. Duke
2. Kansas
3. Ohio State
4. UCLA
5. Indiana
6. Kentucky
7. UNLV
8. South Calif.
9. Arkansas
10. Arizona
19. Seton Hall
21. Syracuse
22. Georgetown

1993

1. Indiana
2. Kentucky
3. Michigan
4. North Carolina
5. Arizona
6. Seton Hall
7. Cincinnati
8. Vanderbilt
9. Kansas
10. Duke

1994

1. North Carolina
2. Arkansas
3. Purdue
4. Connecticut
5. Missouri
6. Duke
7. Kentucky
8. Massachusetts
9. Arizona
10. Louisville
15. Syracuse

1995

1. UCLA
2. Kentucky
3. Wake Forest
4. North Carolina
5. Kansas
6. Arkansas
7. Massachusetts
8. Connecticut
9. Villanova
10. Maryland
22. Georgetown
25. Syracuse

1996

1. Massachusetts
2. Kentucky
3. Connecticut
4. Georgetown
4. Kansas
4. Purdue
7. Cincinnati
8. Texas Tech
9. Wake Forest
10. Villanova
15. Syracuse

1997

1. Kansas
2. Utah
3. Minnesota
4. North Carolina
5. Kentucky
6. South Carolina
7. UCLA
8. Duke
9. Wake Forest
10. Cincinnati
20. Villanova
23. Boston College

1998

1. North Carolina
2. Kansas
3. Duke
4. Arizona
5. Kentucky
6. Connecticut
7. Utah
8. Princeton
9. Cincinnati
10. Stanford
21. Syracuse

1999

1. Duke
2. Michigan State
3. Connecticut
4. Auburn
5. Maryland
6. Utah
7. Stanford
8. Kentucky
9. St. John's
10. Miami

2000

1. Duke
2. Michigan State
3. Stanford
4. Arizona
5. Temple
6. Iowa State
7. Cincinnati
8. Ohio State
9. St. John's
10. LSU
16. Syracuse
20. Connecticut
23. Miami

2001

1. Duke
2. Stanford
3. Michigan State
4. Illinois
5. Arizona
6. North Carolina
7. Boston College
8. Florida
9. Kentucky
10. Iowa State
17. Syracuse
19. Notre Dame
21. Georgetown

2002

1. Duke
2. Kansas
3. Oklahoma
4. Maryland
5. Cincinnati
6. Gonzaga
7. Arizona
8. Alabama
9. Pittsburgh
10. Connecticut
21. Miami

2003

1. Kentucky
2. Arizona
3. Oklahoma
4. Pittsburgh
5. Texas
6. Kansas
7. Duke
8. Wake Forest
9. Marquette
10. Florida
13. Syracuse
22. Notre Dame
23. Connecticut

2004

1. Stanford
2. Kentucky
3. Gonzaga
4. Oklahoma State
5. Saint Joseph's
6. Duke
7. Connecticut
8. Mississippi State
9. Pittsburgh
10. Wisconsin
20. Syracuse
21. Providence
25. Boston College

2005

1. Illinois
2. North Carolina
3. Duke
4. Louisville
5. Wake Forest
6. Oklahoma State
7. Kentucky
8. Washington
9. Arizona
10. Gonzaga
11. Syracuse
13. Connecticut
14. Boston College
19. Villanova

2006

1. Duke
2. Connecticut
3. Villanova
4. Memphis
5. Gonzaga
6. Ohio State
7. Boston College
7. UCLA
9. Texas
10. North Carolina
16. Pittsburgh
21. Syracuse
22. West Virginia
23. Georgetown

2007

1. Ohio State
2. Kansas
3. Florida
4. North Carolina
5. Memphis
6. Wisconsin
7. UCLA
8. Georgetown
9. Texas A&M
10. Oregon
12. Pittsburgh
16. Louisville
17. Notre Dame
20. Marquette

2008

1. North Carolina
2. Memphis
3. UCLA
4. Kansas
5. Tennessee
6. Wisconsin
7. Texas
8. Georgetown
9. Duke
10. Stanford
13. Louisville
15. Notre Dame
16. Connecticut
17. Pittsburgh
25. Marquette

2009

1. Louisville
2. North Carolina
3. Memphis
4. Pittsburgh
5. Connecticut
6. Duke
7. Oklahoma
8. Michigan State
9. Missouri
10. Gonzaga
11. Villanova
13. Syracuse
23. Marquette

2010

1. Kansas
2. Kentucky
3. Duke
4. Syracuse
5. Ohio State
6. West Virginia
7. Kansas State
8. New Mexico
9. Villanova
10. Purdue
14. Georgetown
18. Pittsburgh

2011

1. Ohio State
2. Kansas
3. Duke
4. Pittsburgh
5. Notre Dame
6. San Diego State
7. North Carolina
8. Texas
9. Connecticut
10. Brigham Young
12. Syracuse
14. Louisville
18. St. John'
22. West Virginia

2012

1. Kentucky
2. Syracuse
3. Missouri
4. North Carolina
5. Michigan State
6. Kansas
7. Ohio State
8. Duke
9. Baylor
10. Florida State
11. Marquette
15. Georgetown
17. Louisville

2013

1. Gonzaga
2. Louisville
3. Kansas
4. Indiana
5. Miami (Fla.)
6. Duke
7. Ohio State
8. Georgetown
9. Michigan State
10. New Mexico
15. Marquette
16. Syracuse
20. Pittsburgh
23. Notre Dame

2014

1. Florida
2. Wichita State
3. Virginia
4. Arizona
5. Louisville
6. Villanova
7. Michigan
8. Duke
9. Iowa State
10. Kansas
16. Creighton

2015

1. Kentucky
2. Villanova
3. Wisconsin
4. Duke
5. Arizona
6. Virginia
7. Gonzaga
8. Notre Dame
9. Iowa State
10. Kansas
22. Georgetown
24. Butler

2016

1. Kansas
2. Michigan State
3. North Carolina
4. Virginia
5. Oregon
6. Villanova
7. Oklahoma
8. West Virginia
9. Xavier
10. Kentucky
20. Seton Hall

2017

1. Villanova
2. Gonzaga
3. Kansas
4. Arizona
5. Kentucky
6. North Carolina
7. Duke
8. UCLA
9. Oregon
10. Louisville
21. Butler

2018

1. Virginia
2. Villanova
3. Xavier
4. Kansas
5. Michigan State
6. Cincinnati
7. Michigan
8. Gonzaga
9. Duke
10. North Carolina

2019

1. Duke
2. Virginia
3. North Carolina
4. Gonzaga
5. Michigan State
6. Tennessee
7. Kentucky
8. Michigan
9. Texas Tech
10. Florida State
23. Villanova

2020

1. Kansas
2. Gonzaga
3. Dayton
4. Florida State
5. Baylor
6. San Diego State
7. Creighton
8. Kentucky
9. Michigan State
10. Villanova
15. Seton Hall
23. Butler

2021

1. Gonzaga
2. Illinois
3. Baylor
4. Michigan
5. Alabama
6. Houston
7. Ohio State
8. Iowa
9. Texas
10. Arkansas
18. Villanova
19. Creighton

FINAL UPI POLLS

1980

1. DePaul
2. LSU
3. Kentucky
4. Louisville
5. Oregon State
6. Syracuse
7. Indiana
8. Maryland
9. Ohio State
10. Georgetown
13. St. John's

1981

1. DePaul
2. Oregon State
3. Virginia
4. LSU
5. Arizona State
6. North Carolina
7. Indiana
8. Kentucky
9. Notre Dame
10. Utah

1982

1. North Carolina
2. DePaul
3. Virginia
4. Oregon State
5. Missouri
6. Minnesota
7. Georgetown
8. Idaho
9. Memphis State
10. Fresno State

1983

1. Houston
2. Louisville
3. St. John's
4. Virginia
5. Indiana
6. UNLV
7. UCLA
8. North Carolina
9. Arkansas
10. Kentucky
11. Villanova
13. Boston College
20. Georgetown

1984

1. North Carolina
2. Georgetown
3. Kentucky
4. DePaul
5. Houston
6. Illinois
7. Arkansas
8. Oklahoma
9. UTEP
10. Maryland
16. Syracuse

1985

1. Georgetown
2. Michigan
3. St. John's
4. Memphis State
5. Oklahoma
6. Georgia Tech
7. North Carolina
8. Louisiana Tech
9. UNLV
10. Illinois

1986

1. Duke
2. Kansas
3. St. John's
4. Kentucky
5. Michigan
6. Georgia Tech
7. Louisville
8. North Carolina
9. Syracuse
10. UNLV
15. Georgetown

1987

1. UNLV
2. Indiana
3. North Carolina
4. Georgetown
5. DePaul
6. Purdue
7. Iowa
8. Temple
9. Alabama
10. Syracuse
12. Pittsburgh

1988

1. Temple
2. Arizona
3. Purdue
4. Oklahoma
5. Duke
6. Kentucky
7. Pittsburgh
8. North Carolina
9. Syracuse
10. Michigan

1989

1. Arizona
2. Georgetown
3. Illinois
4. North Carolina
5. Oklahoma
6. Indiana
7. Duke
8. Missouri
9. Syracuse
10. Michigan
11. Seton Hall

1990

1. Oklahoma
2. UNLV
3. Connecticut
4. Michigan State
5. Kansas
6. Syracuse
7. Georgia Tech
8. Arkansas
9. Georgetown
10. Purdue

1991

1. UNLV
2. Arkansas
3. Indiana
4. North Carolina
5. Ohio State
6. Duke
7. Arizona
8. Syracuse
9. Nebraska
10. Utah
11. Seton Hall
19. St. John's
23. Georgetown

National Polls



FINAL USA TODAY POLLS

1992

- Duke
- Indiana
- Michigan
- Ohio State
- Cincinnati
- Kentucky
- Kansas
- UCLA
- Oklahoma St.
- Arkansas
- Seton Hall
- Georgetown
- Syracuse

1993

- North Carolina
- Michigan
- Kentucky
- Kansas
- Indiana
- Cincinnati
- Florida State
- Vanderbilt
- Duke
- Arkansas
- Seton Hall

1994

- Arkansas
- Duke
- Arizona
- Fonda
- Purdue
- Missouri
- Connecticut
- Michigan
- North Carolina
- Louisville
- Boston College
- Syracuse

1995

- UCLA
- Arkansas
- North Carolina
- Oklahoma State
- Kentucky
- Connecticut
- Massachusetts
- Virginia
- Wake Forest
- Kansas
- Georgetown
- Syracuse
- Villanova

1996

- Kentucky
- Massachusetts
- Syracuse
- Mississippi St.
- Kansas
- Cincinnati
- Georgetown
- Connecticut
- Wake Forest
- Texas Tech
- Villanova

1997

- Arizona
- Kentucky
- Minnesota
- North Carolina
- Kansas
- Utah
- UCLA
- Clemson
- Wake Forest
- Louisville
- Providence
- Boston College

1998

- Kentucky
- Utah
- North Carolina
- Stanford
- Duke
- Arizona
- Connecticut
- Kansas
- Purdue
- Michigan State
- Syracuse
- West Virginia

1999

- Connecticut
- Duke
- Michigan State
- Ohio State
- St. John's
- Kentucky
- Auburn
- Maryland
- Stanford
- Utah
- Miami

2000

- Michigan State
- Florida
- Iowa State
- Duke
- Stanford
- Oklahoma State
- Cincinnati
- Arizona
- Tulsa
- Temple
- Syracuse
- St. John's
- Miami

2001

- Duke
- Arizona
- Michigan State
- Maryland
- Stanford
- Illinois
- Kansas
- Kentucky
- Mississippi
- North Carolina
- Boston College
- Georgetown
- Syracuse
- Notre Dame

2002

- Maryland
- Kansas
- Indiana
- Oklahoma
- Duke
- Connecticut
- Oregon
- Cincinnati
- Pittsburgh
- Arizona

2003

- Syracuse
- Kansas
- Texas
- Kentucky
- Arizona
- Marquette
- Oklahoma
- Pittsburgh
- Duke
- Maryland
- Connecticut
- Notre Dame

2004

- Connecticut
- Duke
- Georgia Tech
- Oklahoma State
- Saint Joseph's
- Stanford
- Pittsburgh
- Kentucky
- Kansas
- Texas
- Syracuse

2005

- North Carolina
- Illinois
- Louisville
- Michigan State
- Kentucky
- Arizona
- Duke
- Oklahoma State
- Washington
- Wisconsin
- West Virginia
- Villanova
- Connecticut
- Boston College
- Syracuse

2006

- Florida
- UCLA
- LSU
- Connecticut
- Villanova
- Memphis
- Duke
- George Mason
- Texas
- Gonzaga
- West Virginia
- Georgetown
- Pittsburgh

2007

- Florida
- Ohio State
- UCLA
- Georgetown
- Kansas
- North Carolina
- Memphis
- Oregon
- Texas A&M
- Pittsburgh
- Louisville

2008

- Kansas
- Memphis
- North Carolina
- UCLA
- Texas
- Louisville
- Tennessee
- Xavier
- Davidson
- Wisconsin
- Georgetown
- West Virginia
- Pittsburgh
- Notre Dame
- Villanova

2009

- North Carolina
- Michigan State
- Connecticut
- Villanova
- Louisville
- Pittsburgh
- Oklahoma
- Missouri
- Memphis
- Kansas
- Syracuse
- Marquette

2010

- Duke
- Butler
- West Virginia
- Michigan State
- Kentucky
- Kansas
- Kansas State
- Syracuse
- Tennessee
- Baylor
- Villanova
- Pittsburgh

2011

- Connecticut
- Butler
- Kentucky
- Kansas
- Ohio State
- VCU
- Duke
- North Carolina
- Arizona
- Florida
- Pittsburgh
- Notre Dame
- Syracuse
- Marquette
- Louisville

2012

- Kentucky
- Kansas
- Ohio State
- Louisville
- Syracuse
- North Carolina
- Michigan State
- Baylor
- Florida
- Marquette
- Georgetown
- Cincinnati

2013

- Louisville
- Michigan
- Syracuse
- Wichita State
- Duke
- Ohio State
- Indiana
- Kansas
- Florida
- Miami (Fla.)
- Marquette
- Georgetown

2014

- Connecticut
- Kentucky
- Florida
- Wisconsin
- Arizona
- Michigan
- Wichita State
- Michigan State
- Louisville
- Virginia
- Creighton

2015

- Duke
- Wisconsin
- Kentucky
- Arizona
- Notre Dame
- Gonzaga
- Michigan State
- Virginia
- Villanova
- Louisville
- Xavier
- Butler

2016

- Villanova
- North Carolina
- Kansas
- Oklahoma
- Virginia
- Oregon
- Michigan State
- Miami
- Indiana
- Syracuse
- Xavier

2017

- North Carolina
- Gonzaga
- Oregon
- Kansas
- Kentucky
- South Carolina
- Arizona
- Villanova
- UCLA
- Florida
- Xavier
- Butler

2018

- Villanova
- Michigan
- Kansas
- Duke
- Virginia
- Texas Tech
- Loyola-Chi.
- Xavier
- Purdue
- Gonzaga

2019

- Virginia
- Texas Tech
- Michigan State
- Duke
- Auburn
- Gonzaga
- Kentucky
- Purdue
- North Carolina
- Tennessee
- Villanova

2020

- Kansas
- Gonzaga
- Dayton
- Baylor
- Florida State
- San Diego State
- Kentucky
- Duke
- Creighton
- Villanova
- Seton Hall
- Butler

2021

- Gonzaga
- Illinois
- Baylor
- Michigan
- Alabama
- Houston
- Ohio State
- Iowa
- Texas
- Arkansas
- Villanova
- Creighton

BIG EAST Basketball by Season

2020-21	Home Teams, 57-39 1-point games (2); 2-point games (6); 3-point games (7); Overtime games (6)
2019-20	Home Teams, 53-37 1-point games (8); 2-point games (5); 3-point games (6); Overtime games (4)
2018-19	Home Teams, 55-35 1-point games (6); 2-point games (5); 3-point games (3); Overtime games (9)
2017-18	Home Teams, 51-39 1-point games (5); 2-point games (2); 3-point games (6); Overtime games (10)
2016-17	Home Teams, 53-37 1-point games (3); 2-point games (7); 3-point games (8); Overtime games (5)
2015-16	Home Teams, 49-41 1-point games (6); 2-point games (1); 3-point games (4); Overtime games (3)
2014-15	Home Teams, 54-36 1-point games (5); 2-point games (2); 3-point games (8); Overtime games (8)
2013-14	Home Teams, 55-35 1-point games (8); 2-point games (3); 3-point games (5); Overtime games (11)
2012-13	Home Teams, 82-53 1-point games (4); 2-point games (7); 3-point games (12)
2011-12	Home Teams, 89-55 1-point games (4); 2-point games (11); 3-point games (16)
2010-11	Home Teams, 86-57 1-point games (8); 2-point games (10); 3-point games (11)
2009-10	Home Teams, 87-57 1-point games (7); 2-point games (14); 3-point games (13)
2008-09	Home Teams, 86-58 1-point games (2); 2-point games (3); 3-point games (7)
2007-08	Home Teams, 90-54 1-point games (7); 2-point games (13); 3-point games (9)
2006-07	Home Teams, 83-45 1-point games (3); 2-point games (3); 3-point games (10)
2005-06	Home Teams, 80-48 1-point games (4); 2-point games (7); 3-point games (12) Overtime games (10, including 2 double overtime)
2004-05	Home Teams, 56-40 1-point games (7); 2-point games (6); 3-point games (8) Overtime games (7, including 1 double overtime)
2003-04	Home teams, 63-49 1-point games (6); 2-point games (6); 3-point games (10) Overtime games (7, including 2 double overtime)
2002-03	Home teams, 69-43 1-point games (4); 2-point games (9); 3-point games (9) Overtime games (8, including 1 double overtime)
2001-02	Home teams, 70-42 1-point games (3); 2-point games (11); 3-point games (9); Overtime games (11, including 1 double overtime and 1 four overtime)
2000-01	Home teams, 73-39 1-point games (7); 2-point games (8); 3-point games (6); Overtime games (6)
1999-00	Home teams, 61-43 1-point game (4); 2-point games (7); 3-point games (5); Overtime games (4)
1998-99	Home teams, 62-55 1-point games (4); 2-point games (11); 3-point games (9); Overtime games (5, including 1 double overtime)
1997-98	Home teams, 71-46 1-point games (4); 2-point games (7); 3-point games (6) Overtime games (4)
1996-97	Home teams, 69-48 1-point games (3); 2-point games (10); 3-point games (7); OT games: (9)

1995-96	Home teams, 77-40 1-point games (9); 2-point games (5); 3-point games (11) Overtime games: (5)
1994-95	Home teams, 54-36 1-point games (5); 2-point games (8); 3-point games (6) Overtime games (5)
1993-94	Home teams, 55-35 1-point games (8); 2-point games (4); 3-point games (5) Overtime games (8)
1992-93	Home teams, 57-33 1-point games (9); 2-point games (5); 3-point games (8) Overtime games (6)
1991-92	Home teams, 59-31 1-point games (4); 2-point games (6); 3-point games (3) Overtime games (7, including 1 double overtime)
1990-91	Home teams, 49-23 1-point games (1); 2-point games (7); 3-point games (6) Overtime games (6)
1989-90	Home teams, 40-32 1-point games (6); 2-point games (5); 3-point games (5) Overtime games (4)
1988-89	Home teams, 48-24 1-point games (2); 2-point games (7); 3-point games (7) Overtime games (5)
1987-88	Home teams, 46-26 1-point games (6); 2-point games (10); 3-point games (4) Overtime games (3, including 1 double overtime)
1986-87	Home teams, 39-33 1-point games (9); 2-point games (6); 3-point games (6) Overtime games (5, including 1 double overtime)
1985-86	Home teams, 47-25 1-point games (9); 2-point games (4); 3-point games (6) Overtime games (7, including 2 double overtimes)
1984-85	Home teams, 42-30 1-point games (5); 2-point games (11); 3-point games (2) Overtime games (5)
1983-84	Home teams, 41-31 1-point games (7); 2-point games (12); 3-point games (6) Overtime games (12, including 2 double overtimes and 1 triple overtime)
1982-83	Home teams, 45-27 1-point games (6); 2-point games (3); 3-point games (3) Overtime games (4, including 1 double overtime)
1981-82	Home teams, 32-24 1-point games (9); 2-point games (4); 3-point games (2) Overtime games (6, including 1 double overtime)
1980-81	Home teams, 40-16 1-point games (7); 2-point games (6); 3-point games (3) Overtime games (5, including 1 double overtime)
1979-80	Home teams, 10-11 1-point games (1); 2-point games (3); 3-point games (1)

IN-CONFERENCE STREAKS

Consecutive Wins

22	Villanova, 2014-15/15-16
19	Connecticut, 1997-98/98-99
18	Connecticut, 1993-94/94-95
15	Connecticut, 1994-95/95-96
14	St. John's, 1984-85
14	Boston College, 2003-04/04-05
12	Syracuse, 2003-04/04-05
Consecutive Losses	
24	DePaul, 2007-08/2008-09/2009-10; DePaul, 2009-10/2010-11
21	Miami, 1993-94/94-95
19	Boston College, 1990-91/91-92

BIG EAST Basketball by Season

VICTORIES BY SCHOOL

OVERALL

School	Years	Wins	Losses	Pct.
Butler	123	1634	1168	.583
Connecticut	121	1744	993	.637
Creighton	103	1625	1066	.604
DePaul	98	1488	1054	.585
Georgetown	115	1687	1012	.612
Marquette	104	1664	1033	.617
Providence	94	1495	1008	.597
St. John's	111	1887	1055	.641
Seton Hall	109	1550	1108	.581
Villanova	101	1818	949	.657
Xavier	100	1524	1016	.600

(All BIG EAST records include Championship games)

BIG EAST TITLES BY SCHOOL

School	Reg. Season	Champ.	Total
Connecticut	10*	7	17
Georgetown	10*	8	17
Villanova	11*	5	16
Syracuse	10*	5	15
St. John's	5	3	8
Boston College	6*	2	8
Pittsburgh	6*	2	8
Seton Hall	3	3	6
Louisville	2	3	5
Providence	0	2	2
Marquette	1	0	1
Miami	1	0	1
Notre Dame	1*	0	1
West Virginia	0	1	1
Xavier	1	0	1
Creighton	1	0	1

(Divisional play from 1995-96 to '97-'98 and 2000-01 to 2002-03)

*Includes Division titles



Markus Howard, Marquette
2019-20 Consensus All-America First Team



Myles Powell, Seton Hall
2019-20 Consensus All-America First Team



Doug McDermott, Creighton
2013-14 Consensus National Player of the Year



Hall of Fame



BIG EAST
CONFERENCE

The Naismith Memorial Basketball Hall of Fame announced that BIG EAST Conference Commissioner Val Ackerman will be inducted as a member of its 2021 class. Ackerman will be inducted as a Contributor. She previously received the Hall of Fame's John Bunn Award Lifetime Achievement Award in 2008.



The 2022 BIG EAST Tournament Presented by JEEP will be the 40th straight held at Madison Square Garden.

The Tournament at MSG is the longest running college basketball postseason event at the same venue.

Last March, No. 8 seed Georgetown surprised all by capturing the tourney title, its first since 2007. The Hoyas had to win four games in four days. They were the lowest seed to grab the crown since ninth-seeded UConn did it in 2011.

Coach Patrick Ewing's squad started with a 68-49 win over No. 9 Marquette. In the quarterfinals, the Hoyas rallied to beat top seed Villanova 72-71. The successful run continued in the semi-finals with a 66-58 victory against No. 5 Seton Hall.

In Saturday night's championship game, Georgetown used an 18-0 run in the first half to pull away from second-seeded Creighton 73-48.

