

2014-15 BASKETBALL



MARQUETTE



GEORGETOWN



DEPAUL



CREIGHTON



BUTLER



XAVIER



VILLANOVA



SETON HALL



ST. JOHN'S




PROVIDENCE



PRESEASON ALL-BIG EAST FIRST TEAM



*Kellen Dunham,
Butler*



*D'Vauntes Smith-Rivera,
Georgetown*



*D'Angelo Harrison,
St. John's*



*JayVaughn Pinkston,
Villanova*



*Matt Stainbrook,
Xavier*

2014-15 Preseason All-BIG EAST

PRESEASON ALL-BIG EAST SECOND TEAM



*LaDontae Henton,
Providence*



*Billy Garrett, Jr.,
DePaul*



*Rysheed Jordan,
St. John's*



*Darrun Hilliard,
Villanova*



*Ryan Arcidiacono,
Villanova*

**PRESEASON
PLAYER OF
THE YEAR**

*D'Vauntes
Smith-Rivera,
Georgetown*

The BIG EAST Conference



655 Third Avenue, 7th Fl. | New York, N.Y. 10017 | www.bigeast.com

TABLE OF CONTENTS

The BIG EAST Conference Profile	2
Commissioner Val Ackerman	3
BIG EAST Scholar-Athletes of the Year	4
2014-15 BIG EAST Championship Sites & Dates	5
All-Time BIG EAST Champions	6-9
BIG EAST Presidents	10
BIG EAST Directors of Athletics	11
BIG EAST Notebook	12-13
Preseason Honors	14
Preseason Poll	15
BIG EAST on Television	16-18
2014-15 Composite Schedule	19-23
2014 BIG EAST Tournament	24
NCAA Championship	25
BIG EAST Officials Bureau	26

The Teams

Butler Bulldogs	28-31
School Quick Facts	28
Storylines & Schedule	28
Roster & Statistics	29
Coaching Staff	28
Coaching Records	30
2012-13 Results	31
Career Leaders	31
Creighton Bluejays	32-35
DePaul Blue Demons	36-39
Georgetown Hoyas	40-43
Marquette Golden Eagles	44-47
Providence Friars	48-51
St. John's Red Storm	52-55
Seton Hall Pirates	56-59
Villanova Wildcats	60-63
Xavier Musketeers	64-67
BIG EAST Media Contacts	68

2013-14 Year In Review

Final Standings & Postseason Results	70
Award Winners	71
Individual & Team Statistics	72-78
Game Highs and Lows	79-82

BIG EAST Record Book

Single-Game & Single-Season Records	84-86
Top Performances	87-88
Career Leaders	89-93
Annual Leaders	94-98
BIG EAST Coaching Records	99
Championship Results	100-103
All-BIG EAST Honors	103-109
Year-By-Year Standings	109-112
Postseason History	113-127
Postseason Awards	128
All-America Selections	129-130
Postseason Tournament Honors	131
The BIG EAST & The NBA	132-135
Attendance History	136-137
National Polls	138-140
The BIG EAST By Season	141-142

BIG EAST CONFERENCE STAFF

Commissioner	Val Ackerman
Chief Marketing Officer	Ann Crandall
Senior Associate Commissioner, Administration and NCAA Relations	Joe D'Antonio
Senior Associate Commissioner, Broadcasting	Rick Gentile
Senior Associate Commissioner, Men's Basketball	Stu Jackson
Associate Commissioner, Compliance and Governance	Jennifer Condaras
Associate Commissioner, Women's Basketball	Amber Cox
Associate Commissioner, Sports Media Relations	John Paquette
Associate Commissioner, Olympic Sports	Chris Schneider
Business Officer	Kevin Flanagan
Assistant Commissioner, Men's Basketball Operations	Shawn Murphy
Assistant Commissioner, Women's Sports Media Relations	Pam Flenke
Director, Championships	James Greene
Director, Championships	Tania Kennedy
Director, Conference Operations	Briana Weiss
Manager, Social Media and Marketing Operations	Jackie Finn
Manager, Digital Media	Brad Zak
Executive Assistant	Genelia Santanelli
Senior Advisor	Tom Jernstedt
Supervisor of Officials, Men's Basketball	John Cahill
Supervisor of Officials, Women's Basketball	Debbie Williamson
Consultant, Officiating and Playing Rules	Art Hyland

CREDITS

Editor:	John Paquette
Editorial Assistance:	Pam Flenke, James Greene
Graphic Design:	Mary Ann Guillette
Printing:	Charlie Guillette, Colonial Lithograph, Inc., Attleboro, Mass.
Photography:	Mitchell Layton Photography, Holly Street Photo Resources, Tom Maguire, Bruce Schwartzman, NBA Photos and school sports information offices.
Special Thanks:	The BIG EAST would like to thank the sports information departments of its member schools for their valuable assistance and cooperation in producing this publication.



Fans and media are invited to follow the latest BIG EAST men's basketball news through social media. The BIG EAST Twitter feed may be accessed @BIGEASTMBB and @BIGEAST. The conference's official Facebook page is available at Facebook.com/BIGEASTConference. The conference's Instagram page is @BIGEASTconf.

The brainchild of former Providence College men's basketball coach and athletic director Dave Gavitt, the BIG EAST Conference became a reality on May 31, 1979, as Providence, St. John's, Georgetown, Syracuse, Seton Hall, Connecticut and Boston College formed the original seven-school alliance. While the membership has evolved, the focus of the BIG EAST has not wavered. The conference reflects a tradition of broad-based programs, led by administrators and coaches who place a steadfast emphasis on academic integrity.

In 2012, the seven BIG EAST schools that do not compete in FBS football decided to return to the type of conference alignment that existed when Gavitt helped form the league in 1979 and quickly surged to national prominence as a college basketball force. On December 15, 2012, these seven institutions (DePaul University, Georgetown University, Marquette University, Providence College, St. John's University, Seton Hall University and Villanova University) announced their intention to separate from the football-playing schools in the previous BIG EAST and form an independent association.

On March 20, 2013, the seven schools reached an agreement that enabled them to keep the BIG EAST name and establish a new conference entity beginning on July 1, 2013. The schools also assumed the old conference's long-term agreement with Madison Square Garden to host the BIG EAST Men's Basketball Tournament, one of the premier events in college athletics. The schools also announced the addition of three distinguished institutions that share the same academic and athletic values — Butler University, Creighton University and Xavier University — and forged a landmark, long-term broadcast partnership with FOX Sports.

FOX Sports and its recently established national cable network, FOX Sports 1, acquired the television rights to all BIG EAST contests in all sports in early 2013. The television agreement helped usher in the new BIG EAST era by making the league accessible to a national audience with complete coverage of all BIG EAST men's basketball regular-season and Tournament contests. A selection of regular-season women's basketball games as well as the semifinals and final of the BIG EAST Tournament were all shown via the FOX Networks, which reaches 90 million homes. Soccer, lacrosse, softball and baseball also had their conference championships aired on the FOX Sports channels in 2013-14. Dividends

were paid immediately as BIG EAST teams enjoyed a significant jump in the number of nationally televised games on their schedules, with many seen on countrywide broadcasts four times as frequently as seasons past.

Starting in 2014-15, the BIG EAST and FOX Sports will launch a digital platform which will include 30 regular-season women's basketball games and over 80 Olympic sport contests, including postseason championship coverage. Fans will be able to access the live broadcasts as well as feature content and highlights free of charge.

BIG EAST institutions are located in seven of the nation's top 35 largest media markets, including New York, Chicago, Philadelphia, Washington, D.C., Indianapolis, Milwaukee and Cincinnati. Under the direction of Commissioner Val Ackerman, the BIG EAST moved its headquarters prior to the 2013-14 academic year from its original location in Providence, R.I., to Midtown Manhattan in New York City.

Ackerman was named the BIG EAST's fifth Commissioner on June 26, 2013, following Gavitt, the Conference's first Commissioner who served until 1990, Michael Tranghese, John Marinatto and Mike Aresco. Tranghese was the league's first full-time employee and the right-hand man to Gavitt for 11 years, taking over for Gavitt as Commissioner until 2009. Marinatto was the third Commissioner of the BIG EAST, serving from 2009-2012, when he was succeeded by Aresco.

It was with the BIG EAST's founder and first commissioner in mind when Ackerman, who previously served as President of USA Basketball and was the founding President of the WNBA, teamed with Big Ten Commissioner Jim Delany to establish the Gavitt Tipoff Games. Beginning in 2015-16, the Gavitt Tipoff Games will be an annual early-season series of eight men's basketball games played between the two conferences.

The BIG EAST will embark on its second year as a 10-team consortium in 2014-15. The league, which has always competed with integrity and sportsmanship at the highest levels of intercollegiate sports, began a new era in 2013-14, returning to its heritage, focusing athletically on basketball while forging into the future with leadership and vision.

The 2013-14 academic year marked the BIG EAST's first season since realignment. The conference crowned champions in 22 sports last year, the 35th season in its history, with its student-athletes achieving success in the classroom as well as the athletic arena.

Eight different schools won regular-season titles, including first-year member Creighton, which claimed the baseball regular-season crown, and 10 different schools won BIG EAST postseason championships. Fellow newcomer Xavier won the BIG EAST Baseball Championship.

The Musketeers were one of 34 different BIG EAST teams to earn NCAA Championship bids in 2013-14, with a remarkable nine teams (five men, four women) earning invites to the NCAA Soccer Tournaments. Nine different national postseason championships saw multiple BIG EAST teams participate, including four league squads in men's basketball and women's cross country, and two in volleyball, women's basketball, men's cross country, field hockey and women's lacrosse. Additionally, a plethora of individuals earned national postseason invitations in tennis, cross country and track and field.

Two BIG EAST teams and one individual performer won NCAA Championships in 2013-14, beginning with the Providence women's cross country team. The Friars claimed their second national championship in program history, as three PC runners were tabbed All-Americans and 30th-year head coach Ray Treacy was named National Coach of the Year by the USTFCCA. Affiliate member Connecticut won its third NCAA title in field hockey in 2013, with Nancy Stevens named NFHCA National Coach of the Year and Marie Elena Bolles National Player of the Year.

Including the three Friar runners, 83 BIG EAST student-athletes across 16 sports were named All-Americans in 2013-14, including Villanova's Emily Lipari. A four-time All-American in 2013-14, Lipari won the national title in the mile at the NCAA Indoor Track & Field Championships in March, marking the Wildcats' 20th indoor national champion.

In March, all eyes were on the hardwood as the BIG EAST Men's Basketball Tournament returned to Madison Square Garden for the 32nd consecutive season. It was a tale of old versus new as conference charter member Providence advanced to the BIG EAST Championship for the first time in 20 years, while first-year participant Creighton, led by consensus National Player of the Year Doug McDermott, marched its way through the opening rounds to reach the final in its BIG EAST Tournament debut. In the end, the Friars, led by All-American Bryce Cotton,

Continued on page 4



VAL ACKERMAN was named the fifth Commissioner of the Big East Conference on June 26, 2013. She was the founding President of the Women's National Basketball Association (WNBA) and a past President of USA Basketball, which oversees the U.S. men's and women's Olympic basketball program. She has had a long and accomplished career in the sports industry and is one of the few sports executives who has held leadership positions in both men's and women's sports at the collegiate, professional, national team and international levels.

Val attended the University of Virginia as one of the school's first female student-athlete scholarship recipients. She was a four-year starter, three-time captain and two-time Academic All-American for the Cavaliers' women's basketball team and the first 1,000-point scorer in the program's history. She graduated with high distinction with a degree in political and social thought in 1981 and played one year of professional basketball in France before earning a law degree from UCLA in 1985.

Val started her legal career as a corporate and banking associate at the New York law firm of Simpson Thacher and Bartlett and joined the National Basketball Association as a staff attorney in 1988. She was an executive at the NBA for eight years, serving as Special Assistant to NBA Commissioner David Stern and Director (and later) Vice President of Business Affairs before being named the WNBA's first President in 1996. She guided the league to a much-heralded launch in 1997 and headed its day-to-day operations for its first eight seasons.

In 2005, Val was elected President of USA Basketball for the 2005-08 term, leading the organization to an overall competitive record of 222-23 and gold medal performances by the U.S. men's and women's basketball teams at the 2008 Olympics in Beijing. She was one of the NBA's original appointees to the USA Basketball Board of Directors in 1989 and served as an organizational liaison with USAB during the early years of NBA participation in FIBA competitions, including the 1992 and 1996 Olympics and 1994 World Championships. A USA Basketball Board member for 23 years, Val played a key role in the long-standing success of the U.S. women's national basketball team program, which won gold medals at the 1998, 2002 and 2010 FIBA World Championships and the 1996, 2000, 2004, 2008 and 2012 Olympic Games. In 2013, Val was named the recipient of USA Basketball's Edward S. Steitz Award, which recognizes outstanding contributions in international basketball.

Val also served two terms (2006-10 and 2010-14) as the U.S. representative for men's and women's basketball on the Central Board of the International Basketball Federation (FIBA), the sport's world governing body. She was a member of FIBA's Competition Commission and served on the Central Board of FIBA Americas, FIBA's zone authority for North, Central and South America.

Val is a member of the adjunct faculty for Columbia University's graduate sports management program and serves on the Knight Commission on Intercollegiate Athletics. She is also a member of the Board of Directors of the Women's Basketball Hall of Fame, which inducted her as a contributor in 2011, and is a Lifetime Trustee of the Naismith Memorial Basketball Hall of Fame, which presented her with the John Bunn Lifetime Achievement Award in 2008. She has done consulting work for the National Hockey League, which she assisted in formulating a long-term plan to support women's ice hockey, and the NCAA, for which she prepared a comprehensive white paper in 2013 on growth strategies for women's college basketball. She also worked as a free-lance columnist for espnw.com, where she authored a series of articles on the subject of women and sports and participated as a member of the espnw Advisory Board.

Val's accomplishments in the sports business have earned her numerous awards, including the University of Virginia's Distinguished Alumna Award; the March of Dimes

Sports Achievement Award; induction into the GTE Academic All-America Hall of Fame; the Girls Scouts of America National Women of Distinction Juliette Award; the NOW Legal Defense and Education Fund Equal Opportunity Award; inclusion on the Atlantic Coast Conference's 50th Anniversary Women's Basketball team; induction into the International Scholar-Athlete Hall of Fame; the Women's Basketball Coaches Association President's Citation; the NCAA Silver Anniversary Award; the International Olympic Committee Women and Sport Achievement Diploma; the Sports Business Journal Championships in Sports Business Award; inclusion as a Women's Sports Foundation/espnw 40 for 40 Honoree; induction into the National Consortium for Academics and Sports Hall of Fame; and the Women in Sports and Events (WISE) 20th Anniversary Women of Distinction Award.

Val is married to Charlie Rappaport, a retired tax partner of the Wall Street law firm of Simpson Thacher & Bartlett. They have two daughters, Emily (a 2014 graduate of Yale) and Sally (an undergraduate at Wesleyan University).

The BIG EAST Scholar-Athlete of the Year



The BIG EAST Basketball Scholar-Athlete of the Year award is one of a number of scholarships presented by the BIG EAST Conference during the academic year. The conference names a winner in men's and women's basketball each year. The winners are chosen by the BIG EAST Academic Affairs Committee.

BASKETBALL SCHOLAR-ATHLETES OF THE YEAR

2014	Alex Barlow, Butler; Katherine Plouffe, Marquette	1999	Rob Hodgson, Rutgers; Rebecca Burbridge, West Virginia
2013	Peyton Siva, Louisville; Anna Martin, DePaul	1998	Pat Garrity, Notre Dame; Raquel Nurse, Syracuse
2012	Tim Abromaitis, Notre Dame; Da'Shena Stevens, St. John's	1997	Ya Ya Dia, Georgetown; Kristyn Cook, Syracuse
2011	Tim Abromaitis, Notre Dame; Maya Moore, Connecticut	1996	Adrian Griffin, Seton Hall; Jennifer Rizzotti, Connecticut
2010	Tim Abromaitis, Notre Dame; Maya Moore, Connecticut	1995	Marc Molinsky, Boston College; Rebecca Lobo, Connecticut
2009	Alex Ruoff, West Virginia; Jill Stephens, Cincinnati	1994	Arturas Karnishovas, Seton Hall; Rebecca Lobo, Connecticut
2008	Ted Talkington, West Virginia; Allie Quigley, DePaul	1993	Arturas Karnishovas, Seton Hall; Erin Kenneally, Syracuse
2007	Aaron Gray, Pittsburgh; Jenna Rubino, DePaul	1992	Darren Morningstar, Pittsburgh; Wendy Davis, Connecticut
2006	Johannes Herber, West Virginia; Megan Duffy, Notre Dame	1991	Greg Woodard, Villanova; Carla Wenger, Boston College
2005	Craig Forth, Syracuse; Ashley Bush, Seton Hall	1990	Stephen Thompson, Syracuse; Angela Alston, Syracuse
2004	Emeka Okafor, Connecticut; Courtney Mix, Villanova	1989	Ramon Ramos, Seton Hall; Geraldine Saintilus, Seton Hall
2003	Emeka Okafor, Connecticut; Alicia Ratay, Notre Dame	1988	Mark Plansky, Villanova; Vera Jones, Syracuse
2002	Carlton Carter, Virginia Tech; Nicole Conway, Boston College	1987	Harold Jensen, Villanova; Kathy Sweet, Boston College
2001	Ruben Boumtje Boumtje, Georgetown; Ruth Riley, Notre Dame	1986	Ron Rowan, St. John's; Joannie Powers, Providence
2000	Lavor Postell, St. John's; Cal Bouchard, Boston College	1985	Michael Moses, St. John's; Leigh Curl, Connecticut

THE BIG EAST CONFERENCE *Continued from page 2*

captured their first title since 1994. Cotton won the Dave Gavitt Trophy as the BIG EAST Tournament Most Outstanding Player.

Along with the Bluejays and Friars, Villanova and Xavier earned NCAA Men's Basketball Tournament bids, while on the women's side, BIG EAST Tournament and regular-season champion DePaul punched its NCAA ticket, along with runner-up St. John's. The BIG EAST Women's Basketball Tournament was held for the first time at Allstate Arena in Rosemont, Ill., as the Blue Demons claimed their first tourney title in league history in front of a hometown crowd.

Successful strides were made academically as well, as 10 BIG EAST student-athletes were named CoSIDA Academic All-Americans, including four first-team members. Butler's Katie Clark and Mara Olson (cross country, track and field) and Marquette's Charlie Lyon (soccer) and Kate Reigle (soccer) all garnered first-team honors.

The triumphs enjoyed by the BIG EAST in 2013-14 add to an already illustrious legacy

steeped in men's basketball and expanded to other sports since the conference's founding.

BIG EAST men's basketball teams have enjoyed extraordinary success over the years. Georgetown, Marquette and Villanova have won the national championship, and DePaul, Providence, St. John's and Seton Hall have all made it to the Final Four. The BIG EAST placed three men's basketball teams in the Final Four in 1985 - Georgetown, St. John's and Villanova -- the only time this has occurred in NCAA history. Over the past 11 years, Butler, Georgetown, Marquette and Villanova have each reached the Final Four, with Butler making two trips (in 2010 and 2011). Xavier has also advanced to the Elite Eight twice and the Sweet 16 three other times.

BIG EAST student-athletes have achieved recent success in other sports, as well. A BIG EAST team has won the NCAA women's cross country championship four of the last five years (Villanova won twice; Providence and Georgetown once), with one runner-up finish (Providence). Creighton's men's soccer

team has reached the NCAA College Cup in two of the past three seasons. Since opening its doors in 1979, the league has won 36 national championships in six different sports, and 138 student-athletes have won individual national titles through 2013-14.

The league has long been considered a leader in innovative concepts in promotion and publicity, particularly regarding television. Those efforts have resulted in unparalleled visibility for the conference and BIG EAST student-athletes. BIG EAST student-athletes sport significantly high graduation rates, and the league has always been able to boast that many of its best students are also its best athletes.

2014-2015 BIG EAST Championships

BIG EAST 2014-15 CHAMPIONSHIP SITES & DATES

Sport	Host	Championship Dates	Championship Site
Men's Cross Country	Butler	October 31, 2014	Northview Church; Indianapolis, Ind.
Women's Cross Country	Butler	October 31, 2014	Northview Church; Indianapolis, Ind.
Field Hockey	Providence	November 7 & 9, 2014	Lennon Family Field; Providence, R.I.
Women's Soccer	St. John's	November 7 & 9, 2014	Belson Stadium; Jamaica, N.Y.
Men's Soccer	BIG EAST & Villanova	November 14 & 16, 2014	PPL Park; Chester, Pa.
Volleyball	Marquette	November 28 & 29, 2014	Al McGuire Center; Milwaukee, Wis.
Men's Swimming & Diving	BIG EAST	February 18-21, 2015	Ithaca College; Ithaca, N.Y.
Women's Swimming & Diving	BIG EAST	February 18-21, 2015	Ithaca College; Ithaca, N.Y.
Men's Indoor Track & Field	BIG EAST & St. John's	February 28 & March 1, 2015	The Armory; New York, N.Y.
Women's Indoor Track & Field	BIG EAST & St. John's	February 28 & March 1, 2015	The Armory; New York, N.Y.
Women's Basketball	BIG EAST & DePaul	March 7-10, 2015	Allstate Arena; Rosemont, Ill.
Men's Basketball	BIG EAST	March 2015	Madison Square Garden; New York, N.Y.
Women's Golf	BIG EAST	April 16-18, 2015	LPGA International; Daytona Beach, Fla.
Men's Tennis	BIG EAST	April 23-26, 2015	TBD
Women's Tennis	BIG EAST	April 23-26, 2015	TBD
Men's Golf	BIG EAST	April 26-28, 2015	Callawassie Island Golf Course; Callawassie Island, S.C.
Men's Lacrosse	TBD	April 30 & May 2, 2015	TBD
Women's Lacrosse	TBD	April 30 & May 2, 2015	TBD
Softball	BIG EAST & DePaul	May 8-9, 2015	Ballpark at Rosemont; Rosemont, Ill.
Men's Outdoor Track & Field	Villanova	May 8-9, 2015	Villanova Stadium; Villanova, Pa.
Women's Outdoor Track & Field	Villanova	May 8-9, 2015	Villanova Stadium; Villanova, Pa.
Baseball	BIG EAST & Creighton	May 21-24, 2015	TD Ameritrade Park; Omaha, Neb.



All-time BIG EAST Champions



A year-by-year and sport-by-sport list of BIG EAST champions since the conference's inception in the 1979-80 academic year. Teams listed are those that won the respective BIG EAST postseason tournament or event with the following exceptions: all football champions are based on regular-season standings; men's lacrosse champions are based on regular-season standings in 2010 and 2011; women's lacrosse champions are based on regular-season standings from 2001-06.

Baseball

1985 St. John's
 1986 St. John's
 1987 Seton Hall
 1988 St. John's
 1989 Villanova
 1990 Connecticut
 1991 Villanova
 1992 Providence
 1993 St. John's
 1994 Connecticut
 1995 Pittsburgh
 1996 West Virginia
 1997 St. John's
 1998 Rutgers
 1999 Providence
 2000 Rutgers
 2001 Seton Hall
 2002 Notre Dame
 2003 Notre Dame
 2004 Notre Dame
 2005 Notre Dame
 2006 Notre Dame
 2007 Rutgers
 2008 Louisville
 2009 Louisville
 2010 St. John's
 2011 Seton Hall
 2012 St. John's
 2013 Connecticut
 2014 Xavier
Totals: St. John's 7,
 Notre Dame 5, Rutgers 3,
 Seton Hall 3, Villanova 2,
 Connecticut 3, Louisville 2,
 Xavier 1, West Virginia 1,
 Pittsburgh 1.

Men's Basketball

1980 Georgetown
 1981 Syracuse
 1982 Georgetown
 1983 St. John's
 1984 Georgetown
 1985 Georgetown
 1986 St. John's
 1987 Georgetown
 1988 Syracuse
 1989 Georgetown
 1990 Connecticut
 1991 Seton Hall
 1992 Syracuse
 1993 Seton Hall
 1994 Providence
 1995 Villanova
 1996 Connecticut
 1997 Boston College
 1998 Connecticut
 1999 Connecticut
 2000 St. John's
 2001 Boston College
 2002 Connecticut
 2003 Pittsburgh
 2004 Connecticut
 2005 Syracuse
 2006 Syracuse
 2007 Georgetown
 2008 Pittsburgh
 2009 Louisville
 2010 West Virginia
 2011 Connecticut
 2012 Louisville
 2013 Louisville
 2014 Providence
Totals: Georgetown 7,
 Connecticut 6, Syracuse 5,
 St. John's 3, Louisville 3,
 Seton Hall 2, Boston College 2,
 Pittsburgh 2, Providence 2,
 Villanova 1, West Virginia 1.

Women's Basketball

1983 St. John's
 1984 St. John's
 1985 Syracuse
 1986 Villanova
 1987 Villanova
 1988 St. John's
 1989 Connecticut
 1990 Providence
 1991 Connecticut
 1992 Miami
 1993 Miami
 1994 Connecticut
 1995 Connecticut
 1996 Connecticut
 1997 Connecticut
 1998 Connecticut
 1999 Connecticut
 2000 Connecticut
 2001 Connecticut
 2002 Connecticut
 2003 Villanova
 2004 Boston College
 2005 Connecticut
 2006 Connecticut
 2007 Rutgers
 2008 Connecticut
 2009 Connecticut
 2010 Connecticut
 2011 Connecticut
 2012 Connecticut
 2013 Notre Dame
 2014 DePaul
Totals: Connecticut 18,
 St. John's 3, Villanova 3,
 Miami 2, DePaul 1, Notre Dame 1,
 Rutgers 1, Syracuse 1,
 Providence 1, Boston College 1.

Men's Cross Country

1979 Providence
 1980 Providence
 1981 Providence
 1982 Providence
 1983 Villanova
 1984 Providence
 1985 Providence
 1986 Georgetown
 1987 Georgetown
 1988 Providence
 1989 Georgetown
 1990 Providence
 1991 Providence
 1992 Providence
 1993 Villanova
 1994 Georgetown
 1995 Providence
 1996 Providence
 1997 Notre Dame
 1998 Providence
 1999 Notre Dame
 2000 Providence
 2001 Notre Dame
 2002 Villanova
 2003 Georgetown
 2004 Notre Dame
 2005 Notre Dame
 2006 Providence
 2007 Louisville
 2008 Georgetown
 2009 Syracuse
 2010 Syracuse
 2011 Villanova
 2012 Syracuse
 2013 Syracuse
 2014 Villanova
Totals: Providence 15,
 Notre Dame 5, Georgetown 6,
 Villanova 5, Syracuse 4,
 Louisville 1.

Women's Cross Country

1982 Boston College
 1983 Boston College
 1984 Villanova
 1985 Boston College
 1986 Villanova
 1987 Villanova
 1988 Georgetown
 1989 Villanova
 1990 Villanova
 1991 Villanova
 1992 Villanova
 1993 Villanova
 1994 Villanova
 1995 Providence
 1996 Providence
 1997 Providence
 1998 Villanova
 1999 Georgetown
 2000 Boston College
 2001 Georgetown
 2002 Notre Dame
 2003 Notre Dame
 2004 Providence
 2005 Notre Dame
 2006 Providence
 2007 West Virginia
 2008 Villanova
 2009 Villanova
 2010 Villanova
 2011 Villanova
 2012 Georgetown
 2013 Providence
Totals: Villanova 14,
 Providence 6, Boston College 4,
 Georgetown 4, Notre Dame 3,
 West Virginia 1.

All-time BIG EAST Champions

Field Hockey

1989	Providence
1990	Villanova
1991	Providence
1992	Connecticut
1993	Syracuse
1994	Boston College
1995	Syracuse
1996	Connecticut
1997	Boston College
1998	Connecticut
1999	Connecticut
2000	Connecticut
2001	Syracuse
2002	Connecticut
2003	Boston College
2004	Connecticut
2005	Connecticut
2006	Connecticut
2007	Connecticut
2008	Syracuse
2009	Connecticut
2010	Syracuse
2011	Syracuse
2012	Connecticut
2013	Connecticut
Totals: Connecticut 13, Syracuse 6, Boston College 3, Providence 2, Villanova 1.	

Men's Golf

1979	St. John's
1980	Providence
1981	St. John's
1982	St. John's
1983	St. John's
1984	St. John's
1985	Villanova
1986	St. John's
1987	St. John's
1988	St. John's
1989	St. John's
1990	Villanova
1991	Miami
1992	Seton Hall
1993	Providence
1994	Connecticut
1995	Notre Dame
1996	Notre Dame
1997	Notre Dame
1998	Georgetown
2000	Seton Hall
2001	Virginia Tech
2002	Virginia Tech
2003	Virginia Tech
2004	Notre Dame
2005	Notre Dame
2006	Notre Dame
2007	Louisville
2008	Marquette
2009	Louisville
2010	Georgetown
2011	Notre Dame
2012	Notre Dame
2013	USF
2014	St. John's
Totals: St. John's 10, Notre Dame 8, Virginia Tech 3, Georgetown 2, Louisville 2, Providence 2, Seton Hall 2, Villanova 2, Connecticut 1, Marquette 1, Miami 1, USF 1.	

Women's Golf

2003	Notre Dame
2004	Notre Dame
2005	St. John's
2006	Louisville
2007	Louisville
2008	Notre Dame
2009	Louisville
2010	Louisville
2011	Notre Dame
2012	USF
2013	Notre Dame
2014	Seton Hall
Totals: Notre Dame 5, Louisville 4, St. John's 1, Seton Hall 1, USF 1.	

Men's Lacrosse

2010	Syracuse
2011	Syracuse
2012	Syracuse
2013	Syracuse
2014	Denver
Totals: Syracuse 4, Denver 1	

Women's Lacrosse

2001	Georgetown
2002	Georgetown
2003	Georgetown
2004	Georgetown
2005	Georgetown
2006	Georgetown
2007	Syracuse
2008	Syracuse
2009	Notre Dame
2010	Georgetown
2011	Loyola
2012	Loyola
2013	Syracuse
2014	Louisville
Totals: Georgetown 7, Loyola 2, Syracuse 3, Syracuse 1, Notre Dame 1, Louisville 1	

Rowing

2004	Notre Dame
2005	Notre Dame
2006	Notre Dame
2007	Notre Dame
2008	Notre Dame
2009	Notre Dame
2010	Notre Dame
2011	Notre Dame
2012	Notre Dame
2013	Notre Dame
Totals: Notre Dame 10.	

Men's Soccer

1982	Syracuse
1983	Connecticut
1984	Connecticut
1985	Syracuse
1986	Seton Hall
1987	Seton Hall
1988	Seton Hall
1989	Connecticut
1990	Boston College
1991	Seton Hall
1992	St. John's
1993	St. John's
1994	St. John's
1995	St. John's
1996	Notre Dame
1997	Rutgers
1998	St. John's
1999	Connecticut
2000	Boston College
2001	St. John's
2002	Boston College
2003	Notre Dame
2004	Connecticut
2005	Connecticut
2006	St. John's
2007	Connecticut
2008	USF
2009	St. John's
2010	Louisville
2011	St. John's
2012	Notre Dame
2013	Marquette
Totals: St. John's 9, Connecticut 7, Seton Hall 4, Boston College 3, Notre Dame 3, Syracuse 2, Marquette 1, Louisville 1, Rutgers 1, USF 1.	

Women's Soccer

1993	Providence
1994	St. John's
1995	Notre Dame
1996	Notre Dame
1997	Notre Dame
1998	Notre Dame
1999	Notre Dame
2000	Notre Dame
2001	Notre Dame
2002	Connecticut
2003	Villanova
2004	Connecticut
2005	Notre Dame
2006	Notre Dame
2007	West Virginia
2008	Notre Dame
2009	Notre Dame
2010	West Virginia
2011	West Virginia
2012	Marquette
2013	Marquette
Totals: Notre Dame 11, West Virginia 3, Connecticut 2, Marquette 2, Providence 1, St. John's 1, Villanova 1.	

Softball

1990	Connecticut
1991	Connecticut
1992	Connecticut
1993	Connecticut
1994	Providence
1995	Connecticut
1996	Connecticut
1997	Boston College
1998	Boston College
1999	Notre Dame
2000	Notre Dame
2001	Connecticut
2002	Notre Dame
2003	Notre Dame
2004	Seton Hall
2005	Seton Hall
2006	Notre Dame
2007	Louisville
2008	DePaul
2009	Notre Dame
2010	Syracuse
2011	Syracuse
2012	Louisville
2013	USF
2014	DePaul
Totals: Connecticut 7, Notre Dame 6, DePaul 2, Louisville 2, Seton Hall 2, Syracuse 2, USF 1, Providence 1.	

All-time BIG EAST Champions



Men's Swimming & Diving

1980 Syracuse
 1981 Villanova
 1992 Syracuse
 1983 Pittsburgh
 1984 Pittsburgh
 1985 Pittsburgh
 1986 Pittsburgh
 1987 Pittsburgh
 1988 Pittsburgh
 1989 Pittsburgh
 1990 Pittsburgh
 1991 Pittsburgh
 1992 Pittsburgh
 1993 Villanova
 1994 Villanova
 1995 Villanova
 1996 Villanova
 1997 Notre Dame
 1998 Notre Dame
 1999 Notre Dame
 2000 Notre Dame
 2001 Notre Dame
 2002 Notre Dame
 2003 Notre Dame
 2004 Notre Dame
 2005 Notre Dame
 2006 Notre Dame
 2007 West Virginia
 2008 Notre Dame
 2009 Notre Dame
 2010 Louisville
 2011 Louisville
 2012 Notre Dame
 2013 Notre Dame
 2014 Xavier

Totals: Pittsburgh 19, Notre Dame 6, Syracuse 3, Villanova 2, Louisville 2, Xavier 1, West Virginia 1, Miami 1.

Women's Swimming & Diving

1983 Pittsburgh
 1984 Pittsburgh
 1985 Pittsburgh
 1986 Pittsburgh
 1987 Pittsburgh
 1988 Pittsburgh
 1989 Pittsburgh
 1990 Pittsburgh
 1991 Pittsburgh
 1992 Villanova
 1993 Villanova
 1994 Villanova
 1995 Villanova
 1996 Villanova
 1997 Notre Dame
 1998 Notre Dame
 1999 Notre Dame
 2000 Notre Dame
 2001 Notre Dame
 2002 Notre Dame
 2003 Notre Dame
 2004 Notre Dame
 2005 Notre Dame
 2006 Notre Dame
 2007 Notre Dame
 2008 Notre Dame
 2009 Notre Dame
 2010 Notre Dame
 2011 Louisville
 2012 Louisville
 2013 Louisville
 2014 Villanova

Totals: Notre Dame 14, Pittsburgh 9, Villanova 6, Louisville 3.

Men's Tennis

1979 Boston College
 1980 St. John's
 1981 Boston College
 1982 Boston College
 1983 Boston College
 1984 Boston College
 1985 Boston College
 1986 Boston College
 1987 Boston College
 1988 Boston College
 1989 Georgetown
 1990 Boston College
 1991 St. John's
 1993 Miami
 1994 Miami
 1995 Miami
 1996 Notre Dame
 1997 Miami
 1998 Miami
 1999 Notre Dame
 2000 Miami
 2001 Miami
 2002 Notre Dame
 2003 Miami
 2004 Notre Dame
 2005 Notre Dame
 2006 Louisville
 2007 Notre Dame
 2008 Notre Dame
 2009 USF
 2010 Louisville
 2011 Louisville
 2012 Louisville
 2013 Notre Dame
 2014 St. John's

Totals: Boston College 10, Miami 8, Notre Dame 8, Louisville 4, St. John's 3, Georgetown 1, USF 1.

Women's Tennis

1982 Syracuse
 1983 Boston College
 1984 Syracuse
 1985 Syracuse
 1986 Boston College
 1987 Boston College
 1988 Boston College
 1989 Boston College
 1990 Boston College
 1991 Miami
 1992 Miami
 1993 Miami
 1995 Miami
 1996 Notre Dame
 1997 Notre Dame
 1998 Miami
 1999 Notre Dame
 2000 Miami
 2001 Notre Dame
 2002 Miami
 2003 Notre Dame
 2004 Miami
 2005 Notre Dame
 2006 Notre Dame
 2007 USF
 2008 Notre Dame
 2009 Notre Dame
 2010 Notre Dame
 2011 Notre Dame
 2012 Notre Dame
 2013 Notre Dame
 2014 DePaul

Totals: Notre Dame 13, Miami 8, Boston College 6, DePaul 1, USF 1, Syracuse 1.

Men's Indoor Track & Field

1980 Connecticut
 1981 Seton Hall
 1982 Seton Hall
 1983 Villanova
 1984 Seton Hall
 1985 Villanova
 1986 Villanova
 1987 Pittsburgh
 1988 Georgetown
 1989 Georgetown
 1990 Georgetown
 1991 Georgetown
 1992 Syracuse
 1993 Seton Hall
 1994 Georgetown
 1995 Georgetown
 1996 Georgetown
 1997 Connecticut
 1998 Georgetown
 1999 Georgetown
 2000 Georgetown
 2001 Georgetown
 2002 Connecticut
 2003 Notre Dame
 2004 Connecticut
 2005 Notre Dame
 2006 Connecticut
 2007 Notre Dame
 2008 Connecticut
 2009 Connecticut
 2010 Notre Dame
 2011 Connecticut
 2012 Notre Dame
 2013 Connecticut
 2014 Villanova

Totals: Georgetown 11, Connecticut 9, Notre Dame 5, Seton Hall 4, Villanova 4, Pittsburgh 1, Syracuse 1.



St. John's bested the field at the 2014 BIG EAST Men's Tennis Championship at the USTA National Tennis Center in Flushing Meadows, N.Y.

All-time BIG EAST Champions

Women's Indoor

Track & Field

1983	Villanova
1984	Villanova
1985	Villanova
1986	Villanova
1987	Villanova
1988	Villanova
1989	Pittsburgh
1990	Villanova
1991	Villanova
1992	Georgetown
1993	Villanova
1994	Seton Hall
1995	Georgetown
1996	Georgetown
1997	Villanova
1998	Georgetown
1999	Pittsburgh
2000	Villanova
2001	Georgetown
2002	Notre Dame
2003	Miami
2004	Miami
2005	Pittsburgh
2006	Notre Dame
2007	Georgetown
2008	Connecticut
2009	Connecticut
2010	Villanova
2011	Louisville
2012	Georgetown
2013	Notre Dame
2014	Villanova

Totals: Villanova 12, Georgetown 7, Pittsburgh 3, Notre Dame 3, Connecticut 2, Miami 2, Louisville 1, Seton Hall 1.

Men's Outdoor

Track & Field

1981	Villanova
1982	Connecticut
1983	Villanova
1984	Villanova
1985	Villanova
1986	Villanova
1987	St. John's
1988	Georgetown
1989	Pittsburgh
1990	Georgetown
1991	Georgetown
1992	Georgetown
1993	Georgetown
1994	Pittsburgh
1995	Georgetown
1996	Georgetown
1997	Georgetown
1998	Georgetown
1999	Georgetown
2000	Notre Dame
2001	Georgetown
2002	Connecticut
2003	Notre Dame
2004	Notre Dame
2005	Rutgers
2006	Notre Dame
2007	Louisville
2008	Notre Dame
2009	Notre Dame
2010	Notre Dame
2011	Connecticut
2012	Notre Dame
2013	Connecticut
2014	Villanova

Totals: Georgetown 11, Notre Dame 8, Villanova 6, Connecticut 4, Pittsburgh 2, St. John's 2, Louisville 1, Rutgers 1.

Women's Outdoor

Track & Field

1983	Villanova
1984	Villanova
1985	Villanova
1986	Connecticut
1987	Villanova
1988	Villanova
1989	Villanova
1990	Pittsburgh
1991	Pittsburgh
1992	Georgetown
1993	Seton Hall
1994	Pittsburgh
1995	Connecticut
1996	Georgetown
1997	Villanova
1998	Miami
1999	Miami
2000	Villanova
2001	Miami
2002	Miami
2003	Miami
2004	Miami
2005	Pittsburgh
2006	Pittsburgh
2007	Notre Dame
2008	Louisville
2009	Louisville
2010	Louisville
2011	Louisville
2012	Louisville
2013	Notre Dame
2014	Villanova

Totals: Villanova 9, Miami 6, Louisville 5, Pittsburgh 5, Connecticut 2, Georgetown 2, Notre Dame 2, Seton Hall 1.

Women's Volleyball

1982	Pittsburgh
1983	Providence
1984	Pittsburgh
1985	Providence
1986	Pittsburgh
1987	Providence
1988	Pittsburgh
1989	Pittsburgh
1990	Pittsburgh
1991	Pittsburgh
1992	Pittsburgh
1993	Pittsburgh
1994	Pittsburgh
1995	Notre Dame
1996	Notre Dame
1997	Notre Dame
1998	Notre Dame
1999	Georgetown
2000	Notre Dame
2001	Notre Dame
2002	Notre Dame
2003	Pittsburgh
2004	Notre Dame
2005	Notre Dame
2006	Louisville
2007	St. John's
2008	Louisville
2009	Louisville
2010	Louisville
2011	Cincinnati
2012	Louisville
2013	Marquette

Totals: Pittsburgh 11, Notre Dame 9, Louisville 5, Providence 3, Marquette 1, Cincinnati 1, Georgetown 1, St. John's 1.



The Villanova women captured BIG EAST Championships in both indoor and outdoor track and field.

BIG EAST Presidents



*James Danko
Butler University*



*Timothy R. Lannon, S.J.
Creighton University*




*Rev. Dennis H. Holschneider,
C.M., Ed.D.
DePaul University*



*John J. DeGioia, Ph.D.
Georgetown University*



*Dr. Michael R. Lovell
Marquette University*



*Rev. Brian J. Shanley, O.P.
Providence College*



*Conrado Gempesaw, Ph.D.
St. John's University*



*A. Gabriel Esteban, Ph.D.
Seton Hall University*



*Rev. Peter M. Donahue, O.S.A.
Villanova University*



*Michael J. Graham, S.J.
Xavier University*

BIG EAST Athletic Directors



Barry Collier
Butler University



Bruce Rasmussen
Creighton University



Jean Lenti Ponsetto
DePaul University



Lee Reed
Georgetown University



Bill Scholl
Marquette University



Robert Driscoll, Jr.
Providence College



Chris Monasch
St. John's University



Pat Lyons
Seton Hall University



Vince Nicastro
Villanova University



Greg Christopher
Xavier University

BIG EAST'S NEW ERA BEGAN WITH A SPLASH IN 2013-14

A year ago, the BIG EAST Conference moved into a new era with a 10-school alignment and a basketball-centric attitude. The result was an unqualified success. The 10 teams played a double round-robin conference schedule for the first time since 1994-95. Three institutions were added as members — Butler University, Creighton University and Xavier University — and an unprecedented partnership with FOX Sports was announced. The BIG EAST continues to call Madison Square Garden its home for The BIG EAST Tournament, the longest running postseason tournament in college basketball held at the same venue.



Bryce Cotton, Providence

guard Bryce Cotton won the Dave Gavitt Trophy as the Most Outstanding Player. Cotton scored a team-high 23 points.

NEW SCHOOLS MADE THEIR MARKS

The three new schools — Creighton, Xavier and Butler — made great contributions in their first BIG EAST seasons.

Creighton finished 27-8 overall, 14-4 in BIG EAST play, and was the BIG EAST Tournament runner-up. The Bluejays were led by forward Doug McDermott, the consensus National Player of the Year and BIG EAST Player of the Year. He led the country in scoring with a 26.7 average. In addition to its success on the floor, Creighton brought more than 3,000 fans to the BIG EAST Tournament. The Bluejays were also fifth nationally in attendance at their CenturyLink Arena, averaging 17,896 fans per game.

Xavier made the NCAA Tournament for the eighth time in the last nine seasons. The Musketeers, under coach Chris Mack, finished 21-13 overall and tied for third place in BIG EAST play with a 10-8 record. Guard Semaj Christon was All-BIG EAST First Team and All-Tournament Team.

Butler was very competitive with a 14-17 record under first-year coach Brandon Miller. The Bulldogs had an excruciating start to their inaugural BIG EAST campaign with four of their first six conference contests going to overtime and they dropped three of their four OT games. Starting guard Alex Barlow won the league's scholar-athlete award for men's basketball.

BIG EAST RETURNED TO DOUBLE ROUND-ROBIN

With its 10-team alignment, the BIG EAST played an 18-game double round-robin schedule for the first time since 1994-95. For the second straight season, conference play will begin Dec. 31 with all 10 teams in action.

VILLANOVA WAS KING OF REGULAR SEASON

The Villanova Wildcats won the 2013-14 BIG EAST regular-season title with a 16-2 record. Coach Jay Wright's team finished 29-5 overall and was ranked sixth nationally in the final Associated Press poll. The overall win total was the second highest in school history. The 16 league victories was a school record in BIG EAST play. The outright regular-season title was the first for Villanova since 1981-82. Wright was named BIG EAST Coach of the Year.

ALL 10 HAVE WINNING TRADITIONS

The BIG EAST can back up its boast of basketball success. All 10 BIG EAST schools own all-time winning records and each school has won at least 57 percent of its games. Last season, five schools posted 20-win campaigns — Villanova, Creighton, Providence, Xavier and St. John's.

VICTORIES BY SCHOOL

School	Years	Wins	Losses	Pct.
Butler	115	1457	1083	.574
Creighton	95	1479	973	.603
DePaul	90	1407	922	.603
Georgetown	107	1587	977	.618
Marquette	97	1536	938	.621
Providence	89	1378	927	.598
St. John's	104	1774	945	.652
Seton Hall	101	1413	1031	.578
Villanova	94	1615	908	.640
Xavier	93	1368	949	.590

GEORGETOWN KEPT POSTSEASON STREAK GOING

Georgetown advanced to the second round of the NIT last March and finished 18-15 overall. The Hoyas were led by the superb backcourt of senior Markel Starks and sophomore D'Vauntes Smith-Rivera. Starks was an All-BIG EAST First Team selection and Smith-Rivera made the Second Team. Smith-Rivera was third in the BIG EAST in scoring with a 17.6 average. Starks was fifth at 17.3. The Hoyas have been in the postseason in each of their 10 seasons under head coach John Thompson III.

ST. JOHN'S MADE THE NIT AGAIN

The St. John's Red Storm played in the NIT for a second straight year. The Red Storm finished 20-13 overall and 10-8 in BIG EAST play. St. John's appeared in the NIT for the 29th time, the most of any team in the country. Guard D'Angelo Harrison was an All-BIG EAST First Team selection and finished third in the BIG EAST in scoring with a 17.5 average. Center Chris Obekpa was first in the BIG EAST in blocked shots with a 2.9 average.

SIX OF TEN MADE THE POSTSEASON

Six of the 10 BIG EAST squads made it to postseason play. Villanova, Creighton, Xavier and Providence received NCAA Tournament invitations. St. John's and Georgetown made it to the NIT.

RECENT NCAA FINAL FOUR TRIPS

Four of the current 10 BIG EAST programs have appeared in the Final Four in the last 11 years. Butler made it twice, in 2010 and 2011. Villanova was a Final Four team in 2009. Georgetown made it in 2007 and Marquette was there in 2003.

ATTENDANCE ABOUNDS

BIG EAST fans showed their spirited support in the first season of the league's new 10-team alignment. Every BIG EAST school ranked in the top 81 teams nationally in attendance. That's among 349 Division I teams, according to the NCAA.

Creighton ranked fifth nationally with an average of 17,896 fans at its CenturyLink Center, the highest average in school history. It was the third straight season that the Bluejays have been ranked in the top six nationally. Marquette ranked 14th nationally with an average of 15,327 fans at the BMO Bradley Center. The Golden Eagles have been ranked in the top 20 in attendance in all nine of their seasons as a BIG EAST member. Xavier ranked 42nd with an average of 9,890 fans flocking to the Cintas Center. The Musketeers have filled their arena to 97.7 percent capacity since it opened in 2000-01. Villanova averaged 9,890 fans and ranked 48th. The Wildcats are riding of streak of 149 straight sell-outs at The Pavilion on campus where the capacity is 6,500.

Three more BIG EAST teams ranked in the 50s: Georgetown (8,670-51st), Providence (8,347-56th) and Butler (7,788-59th) followed by St. John's (7,431-66th), DePaul (6,363-80th) and Seton Hall (6,336-81st).

School	G	Attendance	Avg.—Rank
Creighton	16	286,329	17,896—5th
Marquette	16	245,232	15,327—14th
Xavier	17	168,127	9,890—42nd
Villanova	16	143,092	8,943—48th
Georgetown	16	138,724	8,670—51st
Providence	16	133,548	8,347—56th
Butler	15	116,816	7,788—59th
St. John's	20	148,614	7,431—66th
DePaul	17	108,178	6,363—80th
Seton Hall	18	114,056	6,336—81st

MCDERMOTT WAS NATIONAL PLAYER OF THE YEAR

Creighton's Doug McDermott was the unanimous National Player of the Year in addition to winning the Senior CLASS Award. The 6-8 forward led the nation in scoring with a 26.7 average. He finished his career ranked fifth on the NCAA's all-time scoring list with 3,150 points. The BIG EAST Player of the Year, he became only the third player in NCAA history to win a Player of the Year award in two different conferences.

DEPAUL'S GARRETT, JR. NAMED ROOKIE OF THE YEAR

DePaul guard Billy Garrett, Jr. was named BIG EAST Rookie of the Year last season. He led all league freshmen with a 12.4 scoring average and 93 assists. In league games, his scoring mark increased to 13.8 ppg while hitting 39.7 percent from 3-point range. Garrett, Jr. also made the BIG EAST All-Academic Team. He serves as DePaul's representative on the BIG EAST Student-Athlete Advisory Committee.

20 WINS REMAINS A GOOD YARDSTICK

When a BIG EAST team reaches 20 wins by the end of conference tournament play, it has an excellent chance of receiving an NCAA invitation. Since the BIG EAST began in 1979-80, 167 of 175 teams with 20 wins received NCAA bids (95.4 percent). In 2013-14, four of the five 20-win teams made the NCAA Championship.

WOJCIECHOWSKI IS LONE NEW COACH

Marquette's Steve Wojciechowski is the BIG EAST's only new head coach for 2014-15. Wojciechowski was an assistant and associate head coach at Duke over 15 seasons after a standout playing career with the Blue Devils. Duke won two national championships and compiled a 441-92 (.827) record during his coaching tenure.



BIG EAST, ST. JOHN'S HOSTED EAST REGIONAL AT MSG

The BIG EAST and St. John's hosted a very successful NCAA East Regional at Madison Square Garden, the first time MSG has hosted NCAA postseason games in 53 years.

BIG EAST LEADS IN SWEET 16 APPEARANCES

The BIG EAST leads all conferences in NCAA Sweet 16 appearances over the last 11 seasons.

Regional Semifinalists (2003-14)

BIG EAST	34	Big 12	24
Big Ten	27	ACC	23

BIG EAST RETURNING CAREER LEADERS

The following returning BIG EAST players have the highest career totals in their respective categories (BIG EAST league games only).

Points	866	D'Angelo Harrison, St. John's
Scoring Average	17.4	D'Vauntes Smith-Rivera, Georgetown
Rebounds	438	LaDontae Henton, Providence
Rebounding Average	8.3	Kameron Woods, Butler
3-Point Field Goals	114	D'Angelo Harrison, St. John's
Assists	130	Ryan Arcidiacono, Villanova
Assists Average	5.22	Dee Davis, Xavier
Blocks	96	Chris Obekpa, St. John's
Blocks Average	2.74	Chris Obekpa, St. John's
Steals	72	Sir'Dominic Pointer, St. John's
Steals Average	1.89	Alex Barlow, Butler

2014-15 IN-SEASON TOURNAMENTS

Many BIG EAST schools will participate in at least one prestigious in-season tournament this year. Here is a look at the schedule:

Team	Event	First Game	Second Opponent
Butler	Battle4Atlantis	11/26 vs. North Carolina	UCLA/Oklahoma
Creighton	Emerald Coast Classic	11/28 vs. Mississippi	Cincinnati/Mid. Tenn. St.
DePaul	Diamond Head Classic	12/22 vs. Colorado	Ohio/Geo. Washington
Georgetown	Battle4Atlantis	11/26 vs. Florida	Wisconsin/UAB
Marquette	Orlando Classic	11/27 vs. Georgia Tech	Rider/Michigan State
Providence	Hall of Fame Tip-Off	11/22 vs. Florida State	Notre Dame
St. John's	NIT Tip-Off*	11/26 vs. Minnesota	Georgia/Gonzaga
Seton Hall	Paradise Jam	11/21 vs. Nevada	Clemson/Gardner Webb
Villanova	Legends Classic*	11/24 vs. VCU	Michigan/Oregon
Xavier	Wooden Legacy	11/27 vs. San Diego	Princeton/UTEP

*Teams will play two games on campus before advancing to the championship rounds.

SMITH-RIVERA SELECTED PRESEASON PLAYER OF THE YEAR WHITEHEAD NAMED TOP PRESEASON ROOKIE

Georgetown guard D'Vauntes Smith-Rivera has been chosen the 2014-15 BIG EAST Preseason Player of the Year by a vote of the league's head coaches. Seton Hall freshman guard Isaiah Whitehead has been named BIG EAST Preseason Rookie of the Year.

Smith-Rivera, a 6-3 junior, is the sixth Georgetown player in BIG EAST history to earn Preseason Player of the Year honors. He finished third in the league in scoring last year with a 17.6 average. He led the BIG EAST in free throw shooting, making 87.3 percent, and shot 39.3 percent from 3-point range. One of the league's ironmen, Smith-Rivera was fourth in minutes played in league action, averaging 37.0 minutes per game. A native of Indianapolis, Ind., he finished strong late in the season, averaging 21.0 points per game over the last six contests.

Smith-Rivera was an All-BIG EAST Second Team selection in 2013-14 and a BIG EAST All-Rookie Team pick as a freshman.

Whitehead is a 6-4 guard who was a 2014 McDonald's All-American at Lincoln H.S. in Brooklyn, N.Y. He also was named Mr. Basketball in New York by the state's Basketball Coaches Association.

The 2014-15 Preseason All-BIG EAST First Team includes three seniors and two juniors. In addition to Smith-Rivera, the members include seniors D'Angelo Harrison of St. John's, JayVaughn Pinkston of Villanova and Matt Stainbrook of Xavier. The other junior is Kellen Dunham of Butler.

Harrison also earned All-BIG EAST First Team honors last year. He has led the Red Storm in scoring in each of the past two seasons. Last year, the 6-4 guard averaged 17.5 points per game and won the Haggerty Award as the top collegiate player in the New York Metropolitan area. A native of Missouri City, Texas, he leads all BIG EAST players with 866 career points in league play.

Pinkston was a prime contributor in the Villanova success that included a 29-5 overall record and a BIG EAST regular-season title. A 6-7, 235-pound forward, he supported the balanced Wildcat attack with a 14.1 scoring average and was one of three players to average 6.1 rebounds per game. Pinkston hails from Brooklyn, N.Y.

Like Pinkston, Stainbrook is a powerful low-post presence. The Xavier forward averaged 10.6 points and a team-leading 7.4

rebounds. He ranked second in the BIG EAST in field goal shooting, making 55.6 percent. The 6-10, 263-pound native of Bay Village, Ohio, earned All-BIG EAST Honorable Mention recognition last year.

Dunham emerged as one of the top shooters in the BIG EAST last season. His 16.4 scoring mark helped earn him All-BIG EAST Second Team honors. He is the league's third top returning scorer. His 78 3-point baskets ranked fifth in the conference. A 6-6 native of Pendleton, Ind., Dunham shot 80.3 percent from the foul line.

The Preseason All-BIG EAST Second Team is a younger group than the First Team with two seniors, a junior and two sophomores.

DePaul sophomore guard Billy Garrett, Jr. was the BIG EAST Rookie of the Year last season. He ranked first among league freshmen with a 12.4 scoring average and 93 assists.

The other sophomore is St. John's guard Rysheed Jordan who averaged 9.7 points and 3.0 assists.

The lone junior is Villanova guard Ryan Arcidiacono, a two-year starter who averaged 9.9 points and 3.5 assists. He was an All-BIG EAST Honorable Mention pick.

Hilliard, Arcidiacono's backcourt teammate, was a contributor to the Villanova balanced success with a 14.3 scoring average. He shot 41.4 percent from beyond the arc. Hilliard shared the BIG EAST Most Improved Player award with teammate Daniel Ochefu.

The Preseason All-BIG EAST Honorable Mention group includes three juniors: Butler guard Roosevelt Jones, who missed all of last season with a wrist injury, St. John's center Chris Obekpa who is already the school's all-time blocked shots leader and Seton Hall guard Sterling Gibbs who was the team's second leading scorer with a 13.2 average.



D'Vauntes Smith-Rivera, Georgetown

**2014-15 BIG EAST
Preseason Player of the Year**
D'Vauntes Smith-Rivera, Georgetown

**2014-15 BIG EAST
Preseason Rookie of the Year**
Isaiah Whitehead, Seton Hall

**2014-15 Preseason
All-BIG EAST First Team**

Kellen Dunham, Butler, G, Jr., 6-6, 185,
Pendleton, Ind.

D'Vauntes Smith-Rivera, Georgetown, G, Jr.,
6-3, 214, Indianapolis, Ind.

D'Angelo Harrison, St. John's, G, Sr., 6-4, 204,
Missouri City, Texas

JayVaughn Pinkston, Villanova, F, Sr., 6-7, 235,
Brooklyn, N.Y.

Matt Stainbrook, Xavier, C, Sr., 6-10, 270, Bay
Village, Ohio

**2014-15 Preseason
All-BIG EAST Second Team**

Billy Garrett, Jr., DePaul, G, So., 6-6, 205,
Chicago, Ill.

LaDontae Henton, Providence, F, Sr., 6-6, 215,
Lansing, Mich.

Rysheed Jordan, St. John's, G, So., 6-4, 185,
Philadelphia, Pa.

Ryan Arcidiacono, Villanova, G, Jr., 6-3, 195,
Langhorne, Pa.

Darrun Hilliard, Villanova, G, Sr., 6-6,
Bethlehem, Pa.

**2014-15 Preseason
All-BIG EAST Honorable Mention**

Roosevelt Jones, Butler, G, Jr., 6-4, 227,
O'Fallon, Ill.

Chris Obekpa, St. John's, C, Jr., 6-9, 240,
Makurdi, Nigeria

Sterling Gibbs, Seton Hall, G, Jr., 6-2, 185,
Scotch Plains, N.J.

VILLANOVA CHOSEN UNANIMOUSLY TO WIN REGULAR SEASON IN COACHES' POLL

Villanova, with four starters returning from last year's team that won the BIG EAST regular season and finished 29-5 overall, has been selected to win the 2014-15 conference crown in the BIG EAST Preseason Coaches' Poll. The Wildcats received all nine possible first-place votes and 81 points. Coaches did not place their own teams in their ballots.

Last year, the Wildcats finished 16-2 in BIG EAST play to win their first outright crown since 1981-82. The VU overall win total of 29 was the second highest in school history. The 16 BIG EAST wins was a school record. This season, coach Jay Wright can rely on forward JayVaughn Pinkston and guard Darrun Hilliard, a pair of seniors, who both averaged 14 points per game last year. Junior guard Ryan Arcidiacono is back after averaging 9.9 points and 3.5 assists. Junior forward Daniel Ochefu averaged 5.7 points and 6.1 rebounds. Ochefu and Hilliard shared last year's BIG EAST Most Improved Player award.

Georgetown edged St. John's for second place in the poll by just two points, 67-65. The Hoyas finished 18-15 overall and 8-10 in BIG EAST play last season. Coach John Thompson III has some quality returnees, including junior D'Vauntes Smith-Rivera, the 2014-15 BIG EAST Preseason Player of the Year. A 6-3 guard, Smith-Rivera finished third in the BIG EAST in scoring last year with a 17.6 average. Senior guard Jabril Trawick, a standout defender, is back after averaging 9.1 points. Six-ten Joshua Smith returns at center after averaging 11.5 points and 3.4 rebounds. He missed the second half of last season due to academic reasons.

St. John's will feature one of the league's deepest backcourts, including All-BIG EAST First Team guard D'Angelo Harrison. A 6-4 senior, Harrison ranked fourth in the BIG EAST in scoring last year with a 17.5 average. Point guard Rysheed Jordan made the BIG EAST All-Rookie Team after averaging 9.7 points and 3.0 assists. Senior guards Phil Greene IV and Jamal Branch are also battle tested. Junior center Chris Obekpa already is the Red Storm's all-time shot blocker. Last year, coach Steve Lavin's club was 20-13 overall and 10-8 in BIG EAST play.

Xavier is picked fourth. In their first season in the BIG EAST, the Musketeers made the NCAA Tournament, finishing 21-13 overall and tying for third place in the league with a 10-8 record. It was Xavier's eighth 20-win season in the last nine years. This year, coach Chris Mack can build around senior starters Matt Stainbrook and Dee Davis. Stainbrook, a 6-10 center, averaged 10.6 points and a team-leading 7.4 rebounds while making All-BIG EAST Honorable Mention. Davis, a 6-0 guard, averaged 7.7 points and recorded a 4.7 assist mark, which ranked second in the BIG EAST.

Providence was slotted for fifth place with 49 points. The Friars won the BIG EAST Tournament title last year under coach Ed Cooley. They finished 23-12 overall and 10-8 in league play. For 2014-15, Providence welcomes back three key contributors from last season – forwards LaDontae Henton and Tyler Harris along with center Carson Desrosiers. Cooley also has guard Kris Dunn who missed last season with a shoulder injury. Henton averaged 14.0 points and led the team in rebounding at 7.9. Harris averaged 12.3 points and 5.3 boards. Desrosiers averaged 3.6 points and 2.4 blocked shots.

Seton Hall is expected to move up in the standings with the coaches picking the Pirates sixth. The Hall, 17-17 overall and 6-12 in the BIG EAST last year, has standout guard Sterling Gibbs who averaged 13.2 points and 4.2 assists. Freshman guard Jaren Sina averaged 6.0 points per game. The backcourt is expected to be even stronger with freshman Isaiah Whitehead, the 2014-15 BIG EAST Preseason Rookie of the Year, who is considered the centerpiece of a stellar recruiting class for coach Kevin Willard. Last season, the Pirates finished on an uptick reaching the BIG EAST Tournament semifinals as the No. 8 seed.

Butler is tied with Marquette for seventh in the poll. The Bulldogs are expected to improve with the return of starting guards Kellen Dunham and Alex Barlow along with guard Roosevelt Jones who missed all of last season with a wrist injury. Dunham was an All-BIG EAST Second Team pick with a 16.4 scoring average. Barlow averaged 6.6 points. Two seasons ago, Jones averaged 10.1 points and 5.6 boards. Forward Kameron Woods averaged 7.5 points and posted a league-leading 9.0 rebound mark.

2014-15 PRESEASON COACHES' POLL

	Pts.
1. Villanova (9)	81
2. Georgetown (1)	67
3. St. John's	65
4. Xavier	52
5. Providence	49
6. Seton Hall	43
7. Butler	28
Marquette	28
8. Creighton	25
9. DePaul	12

First-place votes in parentheses.

Marquette and new head coach Steve Wojciechowski have two senior starters returning, guard Derrick Wilson and forward Juan Anderson. Wilson, who has played 100 collegiate games, averaged 5.0 points, 4.2 assists and 3.8 rebounds. Anderson started 19 games and averaged 3.2 points and 3.3 rebounds. Sophomore forward Deonte Burton made the BIG EAST All-Rookie Team after averaging 6.9 points. Guard Matt Carlino, a transfer from BYU who is eligible immediately, averaged 13.7 points last year.

Creighton is picked ninth. Last year, the Bluejays made a big splash in the BIG EAST by finishing second in the league with a 14-4 record and being the runner-up to Providence in the BIG EAST Tournament on the strength of consensus National Player of the Year Doug McDermott. Coach Greg McDermott has to replace four starters this season. Point guard Austin Chatman is the lone regular returning. He was third in the BIG EAST in assists with a 4.4 mark while averaging 8.1 points.

De Paul was placed 10th in the poll. The Blue Demons had two BIG EAST All-Rookie Team members last year, guard Billy Garrett, Jr. and center Tommy Hamilton IV. Garrett, Jr. also was BIG EAST Rookie of the Year. He led all conference freshmen with a 12.4 scoring average and 90 assists. Hamilton IV, a 6-11 center, averaged 7.7 points and 4.8 rebounds. Some newcomers, including 6-6 transfer forward Myke Henry, are expected to help right away.

BIG EAST CONTINUES LANDMARK AGREEMENT WITH FOX SPORTS

The BIG EAST Conference has always enjoyed tremendous television exposure and the 2014-15 season will be no different. The television schedule features expansive coverage through the league's partnership with FOX Sports and a repeat of its five-game marathon on New Year's Eve to tip off conference play. A robust BIG EAST Tuesday Showdown package on FOX Sports 1 will feature all 10 teams.

This season, FOX Sports 1 will carry more than 100 games nationally to approximately 90 million homes across the country. The FOX broadcast network has increased its coverage to at least eight games, all on weekends. Gus Johnson and Bill Raftery will again serve as FOX Sports' lead announce team for BIG EAST games.

BIG EAST Commissioner Val Ackerman said, "Our exposure on FOX Sports continues to grow this year, with additional games to be shown on the FOX broadcast network and supplemental programming planned on our recently announced BIG EAST Digital Network on FOX Sports GO. BIG EAST fans will have much to look forward to and, thanks to FOX, many ways to follow all the action."

The BIG EAST, which began a new era last year with a 10-team, basketball-centric membership, again will start its league schedule on December 31 with a five-game New Year's Eve marathon on FOX Sports 1, stretching from noon Eastern time until midnight.

FOX Sports 1 will be the place for a BIG EAST Tuesday Showdown package with an attractive 15-game schedule that will include a doubleheader most weeks. Each league team will appear at least twice. The Tuesday Showdown schedule begins January 6 with a doubleheader featuring Marquette at Georgetown followed by Villanova at St. John's.

Through the FOX agreement, CBS Sports will carry two games involving BIG EAST teams. CBS Sports Network will televise 13 conference games and additional non-league contests.

ESPN will carry numerous non-conference games involving BIG EAST teams when those squads are playing on away or neutral courts.

FOX Sports 1 will be the exclusive home of the 2015 BIG EAST Tournament Presented by New York Life at Madison Square Garden, to be played March 11-14. The BIG EAST Tournament, which will be conducted for the 33rd consecutive year at the World's Most Famous Arena, is college basketball's longest running postseason basketball conference tourney held at the same venue.



**FOX Sports 1 Will
Telecast Over 100
Games, Including a
Tuesday Showdown
Package That Will
Feature All 10 Teams.**



Bill Raftery and Gus Johnson, FOX Sports

The BIG EAST on Television

2013-2014 TELEVISION HIGHLIGHTS

- The New Year's Eve marathon begins with St. John's at Seton Hall from the Prudential Center at noon ET. At 2:30 p.m., Butler will visit Villanova at The Pavilion. Marquette travels to DePaul for a 5 p.m. tipoff at Allstate Arena, and at 7:30 p.m., Creighton plays at Providence in a rematch of last year's BIG EAST Tournament championship game. The marathon closes with Georgetown playing at Xavier at 10 p.m.
- The BIG EAST coverage on the FOX broadcast network has increased to at least eight games. FOX will televise at least five league contests. The three non-league games are: Northwestern at Butler on Dec. 6, Syracuse at Villanova on Dec. 20 and Duke at St. John's on Jan. 25 from Madison Square Garden. The FOX broadcast network schedule is listed in this release after the composite league schedule.
- CBS Sports will broadcast two games that include BIG EAST squads — Marquette hosts Wisconsin on Dec. 6 and Georgetown plays at St. John's on Feb. 28. In its second year televising BIG EAST men's basketball, CBS Sports Network will again carry a line-up of top league games. The Network will televise 13 league games and five non-conference contests.
- On Jan. 19, the Martin Luther King holiday, FOX Sports 1 will televise Villanova at Georgetown. On Presidents' Day, Feb. 16, FOX Sports 1 will feature a doubleheader with Seton Hall at Villanova followed by Butler at Creighton.
- The 2014-15 regular season will end on Saturday, March 7 with all 10 teams in action and jockeying for position for the following week's BIG EAST Tournament. The matchups are: Seton Hall at Georgetown, Butler at Providence, St. John's at Villanova at the Wells Fargo Center, DePaul at Marquette and Xavier at Creighton. The FOX broadcast network will televise one of these crucial games, with the selection being made later in the season.



- FOX Sports 1 will carry every game of the 2015 BIG EAST Tournament Presented by New York Life. The first-round doubleheader starts on Wednesday evening, March 11. Quarterfinal doubleheaders will be played Thursday afternoon and evening, March 12. The semifinal doubleheader is held Friday, March 13, followed by the championship game on Saturday evening, March 14.
- FOX Sports 1 will air at least 109 regular-season games, including nine BIG EAST Tournament games. In addition to the BIG EAST Tuesday Showdown, fans will be able to enjoy BIG EAST basketball on virtually every day of the conference season in January and February.
- FOX Sports Regional Networks will air up to 20 games, including conference and non-conference contests regionally.
- For the second straight season, each team will play an 18-game double round-robin schedule.

BIG EAST DIGITAL NETWORK

Coverage of BIG EAST basketball during the 2014-15 season will be included on the recently announced BIG EAST Digital Network. BEDN will have its own branded channel within FOX Sports GO, the app that provides live streaming video of FOX Sports content at home or on-the-go. BEDN will include 80-100 live streamed events, including women's basketball and Olympic sports. FOX Sports GO app users who are also subscribers of participating video providers can live stream basketball telecasts carried on the FOX broadcast network, FOX Sports 1, FOX Sports 2, and the FOX Sports Regional Network.

FOX BROADCAST NETWORK SCHEDULE

		Time (ET)
Dec. 6	Northwestern at Butler	4:30
Dec. 20	Syracuse at Villanova	1:00
Jan. 25	Duke at St. John's	2:00
Jan. 31	Providence at St. John's	Noon
Feb. 7	Georgetown at Villanova	2:00
Feb. 14	St. John's at Xavier*	3:00
Feb. 21	Villanova at Marquette	2:00
Feb. 28	Villanova at Xavier	2:00
Mar. 7	Wild Card Selection	TBA

*May move to FOX Sports 1

NEW YEAR'S EVE MARATHON ON FOX SPORTS 1

December 31	Time (ET)
St. John's at Seton Hall	Noon
Butler at Villanova	2:30
Marquette at DePaul	5:00
Creighton at Providence	7:30
Georgetown at Xavier	10:00

BIG EAST TUESDAY SHOWDOWN SCHEDULE ON FOX SPORTS 1

		Time (ET)
Jan. 6	Marquette at Georgetown	7:00
	Villanova at St. John's	9:00
Jan. 13	Butler at Seton Hall	7:00
	Georgetown at DePaul	9:00
Jan. 27	Xavier at Georgetown	7:00
	DePaul at Providence	9:00
Feb. 3	St. John's at Butler	7:00
	Seton Hall at DePaul	9:00
Feb. 10	Georgetown at Seton Hall	7:00
	Xavier at Marquette	9:00
Feb. 17	St. John's at Georgetown	7:00
Feb. 24	Providence at Villanova	7:00
	Creighton at DePaul	9:00
Mar. 3	Georgetown at Butler	7:00
	Villanova at Creighton	9:00



The BIG EAST on Television



BIG EAST GAMES TV SCHEDULE

	Time (ET)	Network		Time (ET)	Network		Time (ET)	Network
WEDNESDAY, DEC. 31			TUESDAY, JAN. 27			WEDNESDAY, FEB. 25		
St. John's at Seton Hall	Noon	FS1	Xavier at Georgetown	7:00	FS1	Marquette at Butler	8:00	FS1
Butler at Villanova	2:30	FS1	DePaul at Providence	9:00	FS1	SATURDAY, FEB. 28		
Marquette at DePaul	5:00	FS1	WEDNESDAY, JAN. 28			Georgetown at St. John's ^{MSG}	Noon	CBS
Creighton at Providence	7:30	FS1	Seton Hall at Marquette	7:00	FS1	Butler at DePaul	2:00	FS1
Georgetown at Xavier	10:00	FS1	St. John's at Creighton	9:00	FS1	Villanova at Xavier	2:00	FOX
SATURDAY, JAN. 4			SATURDAY, JAN. 31			Creighton at Seton Hall	4:00	CBSSN
Villanova at Seton Hall	Noon	FS1	Providence at St. John's ^{MSG}	Noon	FOX	SUNDAY, MARCH 1		
Xavier at DePaul	2:00	FS1	Xavier at Seton Hall	Noon	FS1	Marquette at Providence	3:30	FS1
Providence at Marquette	2:00	FSN	Georgetown at Creighton	2:00	CBSSN	TUESDAY, MARCH 3		
Butler at St. John's	4:00	CBSSN	Villanova at DePaul	2:00	FS1	Georgetown at Butler	7:00	FS1
Creighton at Georgetown	4:30	FS1	Butler at Marquette	2:00	FSN	Villanova at Creighton	9:00	FS1
TUESDAY, JAN. 6			TUESDAY, FEB. 3			WEDNESDAY, MARCH 4		
Marquette at Georgetown	7:00	FS1	St. John's at Butler	7:00	FS1	Providence at Seton Hall	7:00	FS1
Providence at Butler	9:00	CBSSN	Seton Hall at DePaul	9:00	FS1	St. John's at Marquette	9:00	FS1
Villanova at St. John's ^{MSG}	9:00	FS1	WEDNESDAY, FEB. 4			SATURDAY, MARCH 7		
WEDNESDAY, JAN. 7			Marquette at Villanova ^{WF}	7:00	FS1	Seton Hall at Georgetown	Noon	FOX/FS1
Seton Hall at Xavier	7:00	CBSSN	Providence at Georgetown	9:00	CBSSN	Butler at Providence	Noon	FSN
DePaul at Creighton	9:00	FS1	Creighton at Xavier	9:00	FS1	St. John's at Villanova ^{WF}	Noon	FOX/FS1
SATURDAY, JAN. 10			SATURDAY, FEB. 7			Xavier at Creighton	2:00	FS2
Georgetown at Providence	Noon	FS1	Creighton at St. John's ^{MSG}	Noon	FSN	DePaul at Marquette	2:00	FS1
Xavier at Butler	2:00	FSN	Marquette at Seton Hall	Noon	CBSSN	WEDNESDAY, MARCH 11		
Seton Hall at Creighton	2:00	FS1	Providence at Xavier	1:00	FS1	BIG EAST First Round	7:00	FS1
DePaul at Villanova	4:00	CBSSN	Georgetown at Villanova ^{WF}	2:00	FOX	BIG EAST First Round	9:30	FS1
TUESDAY, JAN. 13			DePaul at Butler	3:30	FS1	THURSDAY, MARCH 12		
Butler at Seton Hall	7:00	FS1	TUESDAY, FEB. 10			BIG EAST Quarterfinals	Noon	FS1
Georgetown at DePaul	9:00	FS1	Georgetown at Seton Hall	7:00	FS1	BIG EAST Quarterfinals	2:00	FS1
WEDNESDAY, JAN. 14			Xavier at Marquette	9:00	FS1	BIG EAST Quarterfinals	7:00	FS1
St. John's at Providence	7:00	FS1	WEDNESDAY, FEB. 11			BIG EAST Quarterfinals	9:30	FS1
Creighton at Marquette	9:00	CBSSN	Villanova at Providence	8:00	FS1	FRIDAY, MARCH 13		
Xavier at Villanova	9:00	FS1	DePaul at St. John's	9:00	CBSSN	BIG EAST Semifinals	7:00	FS1
SATURDAY, JAN. 17			SATURDAY, FEB. 14			BIG EAST Semifinals	9:30	FS1
Marquette at Xavier	Noon	FSN	Marquette at Creighton	1:00	FS1	SATURDAY, MARCH 14		
Butler at Georgetown	5:00	FS1	St. John's at Xavier	3:00	FOX/FS1	BIG EAST Championship Game	8:00	FS1
Providence at Creighton	7:30	FS1	Seton Hall at Providence	4:00	FSN			
SUNDAY, JAN. 18			Villanova at Butler	6:00	CBSSN			
St. John's at DePaul	2:30	FS1	MONDAY, FEB. 16					
MONDAY, JAN. 19			Seton Hall at Villanova	7:00	FS1			
Villanova at Georgetown	9:00	FS1	Butler at Creighton	9:00	FS1			
WEDNESDAY, JAN. 21			TUESDAY, FEB. 17					
Marquette at St. John's ^{MSG}	7:00	FS1	St. John's at Georgetown	7:00	FS1			
Creighton at Butler	9:00	FS1	WEDNESDAY, FEB. 18					
THURSDAY, JAN. 22			Providence at DePaul	9:00	9:00			
Xavier at Providence	7:00	FSN	SATURDAY, FEB. 21					
DePaul at Seton Hall	7:00	FS1	Villanova at Marquette	2:00	FOX			
SATURDAY, JAN. 24			Butler at Xavier	2:00	FSN			
DePaul at Xavier	Noon	FS1	Seton Hall at St. John's	2:30	FS1			
Georgetown at Marquette	2:30	FS1	DePaul at Georgetown	8:00	CBSSN			
SUNDAY, JAN. 25			MONDAY, FEB. 23					
Seton Hall at Butler	3:00	FSN	Xavier at St. John's (MSG)	8:00	FS1			
Creighton at Villanova	7:00	FS1	TUESDAY, FEB. 24					
			Providence at Villanova	7:00	FS1			
			Creighton at DePaul	9:00	FS1			



2014-2015 Composite Schedule

DAY	DATE	TIME (ET)	GAME	TV	NOTES
Fri.	Nov. 14	7:00	NJIT at St. John's	FSN	McGrath Arena
		7:00	Northern Arizona at Xavier	FS2	
		8:00	Villanova at Lehigh ^{PPL}	FS2	
		9:00	Central Arkansas at Creighton	FSN	
		9:30	Tenn-Martin at Marquette	FSN	
		10:00	Illinois-Chicago at DePaul	FS2	
Sat.	Nov. 15	Noon	St. Francis (N.Y.) at Georgetown	FSN	
		4:30	Maine at Butler	FS2	
		7:00	Albany at Providence	FS2	
Sun.	Nov. 16	Noon	Mercer at Seton Hall	FSN	
		5:30	Chicago State at Creighton	FS1	
Mon.	Nov. 17	7:00	Md.-Eastern Shore at Villanova	FS1	Legends Classic NIT Tip-Off
		7:30	Franklin Pierce at St. John's	ESPN3	
		9:00	Binghamton at Providence	FS1	
Tue.	Nov. 18	7:00	Texas A&M-CC at Georgetown	FS2	
		7:00	Long Beach State at Xavier	FS1	
		7:30	Marquette at Ohio State	ESPN2	
		9:00	Chattanooga at Butler	FS2	
		9:00	Drake at DePaul	FS1	
Wed.	Nov. 19	7:00	Long Island at St. John's	ESPN3	NIT Tip-Off
		8:00	Oklahoma at Creighton	FS1	
Thu.	Nov. 20	7:00	Navy at Providence	FS2	Legends Classic
		8:00	Bucknell at Villanova	CBSSN	
Fri.	Nov. 21	4:00	Seton Hall vs. Nevada	CBSSN	Paradise Jam
		8:00	Stephen F. Austin at Xavier	FS2	
Sat.	Nov. 22	Noon	Robert Morris at Georgetown	FS2	Hall of Fame Cl.
		2:30	Nebraska-Omaha at Marquette	FS2	
		2:30	Providence vs. Florida State	ESPN3	
		5:00	Loyola (Ill.) at Butler	FS2	
Sun.	Nov. 23	2:30	Providence vs. Notre Dame	ESPN2	Hall of Fame Cl. Paradise Jam
		4:00	N.C.-Central at Creighton	FS1	
		TBD	Seton Hall vs. Clemson/Gardner Webb	TBD	
Mon.	Nov. 24	7:00	Murray State at Xavier	FS1	Legends Classic Paradise Jam
		7:00	Villanova vs. VCU ^{BC}	ESPN2	
		9:00	NJIT at Marquette	FS1	
		TBD	Seton Hall vs. TBD	TBD	
Tue.	Nov. 25	8:00	Eastern Illinois at Creighton	FS1	Legends Classic
		TBD	Villanova vs. Michigan/Oregon	ESPN2	
Wed.	Nov. 26	Noon	Butler vs. North Carolina	ESPN2	Battle4Atlantis Battle4Atlantis NIT Tip-Off
		9:00	Lehigh at DePaul	FS1	
		9:30	Georgetown vs. Florida	AXSTV	
		TBD	St. John's vs. Minnesota ^{MSG}	TBD	
Thu.	Nov. 27	4:30	Xavier vs. San Diego	ESPN2	Wooden Legacy Orlando Classic Battle4Atlantis Battle4Atlantis
		8:30	Marquette vs. Georgia Tech	ESPN2	
		TBD	Butler vs. UCLA/Oklahoma	TBD	
		TBD	Georgetown vs. Wisconsin/UAB	TBD	

2014-2015 Composite Schedule



DAY	DATE	TIME (ET)	GAME	TV	NOTES
Fri.	Nov. 28	3:30	Xavier vs. Princeton/UTEP	TBD	Wooden Legacy
		4:00	Yale at Providence	FS1	
		7:30	Creighton vs. Mississippi	CBSSN	
		TBD	Butler vs. TBD	TBD	
		TBD	Georgetown vs. TBD	TBD	
		TBD	Marquette vs. Michigan St./Rider	TBD	
		TBD	St. John's vs. Georgia/Gonzaga ^{MSG}	TBD	
Sat.	Nov. 29	4:00	George Washington at Seton Hall	FSN	Emerald Coast
		TBD	Creighton vs. Cincinnati/Middle Tenn.	TBD	
Sun.	Nov. 30	2:00	Providence at Kentucky	ESPN2	Orlando Classic Wooden Legacy
		2:30	Stanford at DePaul	FS1	
		4:30	Delaware at Villanova ^{WF}	FS1	
		TBD	Marquette vs. TBD	TBD	
		TBD	Xavier vs. TBD	TBD	
Tue.	Dec. 2	7:00	Niagara at St. John's	FS1	
		7:00	Mount St. Mary's at Seton Hall	FS2	
		9:00	Northern Illinois at DePaul	FS!	
Wed.	Dec. 3	7:05	Butler at Indiana State	---	
		8:30	Villanova at La Salle	CBSSN	
		9:30	Creighton at Tulsa	ESPN3	
Thu.	Dec. 4	8:00	DePaul at Chicago State	---	
Sat.	Dec. 6	Noon	Rutgers at Seton Hall	FSN	
		12:30	Wisconsin at Marquette	CBS	
		1:00	St. Joseph's at Villanova	FS1	
		1:00	Alabama at Xavier	CBSSN	
		4:30	Northwestern at Butler	FOX	
Sun.	Dec. 7	5:15	St. John's at Syracuse	ESPN2	
		Noon	Towson at Georgetown	FS1	
		2:00	Milwaukee at DePaul	FS1	
Mon.	Dec. 8	7:00	Kennesaw State at Butler	FS1	
		9:00	Brown at Providence	FS1	
Tue.	Dec. 9	7:00	IUPUI at Xavier	FS1	Jimmy V Classic
		7:00	Seton Hall at Wichita State	ESPN2	
		7:00	Villanova vs. Illinois ^{MSG}	ESPN	
		9:00	South Dakota at Creighton	FS1	
Wed.	Dec. 10	7:00	Kansas at Georgetown	FS1	
		7:00	Rhode Island at Providence	FS2	
		8:00	Fairleigh Dickinson at St. John's	CBSSN	
Wed.	Dec. 11	7:00	DePaul at George Washington	TBD	
Sat.	Dec. 13	Noon	Radford at Georgetown	FS1	
		Noon	Stony Brook at Providence	FSN	
		2:00	St. Mary's at Creighton	FS1	
		4:00	Xavier at Missouri	TBD	
Sun.	Dec. 14	Noon	Saint Peter's at Seton Hall	FS1	Holiday Festival
		1:30	St. John's vs. Fordham	FSN	
		2:00	Butler at Tennessee	ESPNU	
		2:30	Temple at Villanova	FS1	
		5:00	Illinois State at DePaul	FS1	

2014-2015 Composite Schedule

DAY	DATE	TIME (ET)	GAME	TV	NOTES
Tue.	Dec. 16	9:00	Arizona State at Marquette	FS1	
Thu.	Dec. 18	7:00 10:00	Seton Hall at South Florida DePaul at Oregon State	CBSN TBD	
Fri.	Dec. 19	7:00 9:00 9:00	St. Mary's at St. John's Texas Pan-American at Creighton Alabama A&M at Marquette	FS1 FS2 FS1	
Sat.	Dec. 20	Noon 1:00 1:00 2:30 6:00	Charlotte at Georgetown Massachusetts at Providence Syracuse at Villanova ^{WF} Butler vs. Indiana Xavier at Auburn	FSN CBSSN FOX FS1 SECN	Crossroads Cl.
Sun.	Dec. 21	TBD 6:00	Creighton at North Texas Seton Hall at Georgia	TBD ESPNU	
Mon.	Dec. 22	4:30 7:00 7:30 9:00 9:00	DePaul vs. Colorado Tenn.-Martin at Butler Long Beach State at St. John's North Dakota at Marquette Providence vs. Miami, Fla. ^{BC}	ESPNU FS1 CBSSN CBSSN FS1	Diamond Head
Tue.	Dec. 23	7:00 TBD	NJIT at Villanova DePaul vs. Geo. Wash./Ohio	FS1 ESPNU	
Thu.	Dec. 25	TBD	DePaul vs. TBD	ESPN2/U/3	
Sat.	Dec. 27	Noon Noon	Maine at Seton Hall Georgetown vs. Indiana ^{MSG}	FS1 ESPN2	
Sun.	Dec. 28	Noon 2:00 4:00 6:00	St. John's vs. Tulane ^{BC} Morgan State at Marquette Florida Gulf Coast at Xavier Belmont at Butler	FS1 FS1 FS1 FS1	
Wed.	Dec. 31	Noon 2:30 5:00 7:30 10:00	St. John's at Seton Hall Butler at Villanova Marquette at DePaul Creighton at Providence Georgetown at Xavier	FS1 FS1 FS1 FS1 FS1	
Sat.	Jan. 3	Noon 2:00 2:00 4:00 4:30	Villanova at Seton Hall Xavier at DePaul Providence at Marquette Butler at St. John's Creighton at Georgetown	FS1 FS1 FSN CBSSN FS1	
Tue.	Jan. 6	7:00 9:00 9:00	Marquette at Georgetown Providence at Butler Villanova at St. John's ^{MSG}	FS1 CBSSN FS1	
Wed.	Jan. 7	7:00 9:00	Seton Hall at Xavier DePaul at Creighton	CBSSN FS1	
Sat.	Jan. 10	Noon 2:00 2:00 4:00	Georgetown at Providence Xavier at Butler Seton Hall at Creighton DePaul at Villanova	FS1 FSN FS1 CBSSN	

2014-2015 Composite Schedule



DAY	DATE	TIME (ET)	GAME	TV	NOTES
Tue.	Jan. 13	7:00 9:00	Butler at Seton Hall Georgetown at DePaul	FS1 FS1	
Wed.	Jan. 14	7:00 9:00 9:00	St. John's at Providence Creighton at Marquette Xavier at Villanova	FS1 CBSSN FS1	
Sat.	Jan. 17	Noon 5:00 7:00 7:30	Marquette at Xavier Butler at Georgetown Villanova at Pennsylvania Providence at Creighton	FSN FS1 TBD FS1	
Sun.	Jan. 18	2:30	St. John's at DePaul	FS1	
Mon.	Jan. 19	9:00	Villanova at Georgetown	FS1	
Wed.	Jan. 21	7:00 9:00	Marquette at St. John's Creighton at Butler	FS1 FS1	
Thu.	Jan. 22	7:00 7:00	Xavier at Providence DePaul at Seton Hall	FSN FS1	
Sat.	Jan. 24	Noon 2:30	DePaul at Xavier Georgetown at Marquette	FS1 FS1	
Sun.	Jan. 25	2:00 3:00 7:00	Duke at St. John's ^{MSG} Seton Hall at Butler Creighton at Villanova	FS1 FSN FS1	
Tue.	Jan. 27	7:00 9:00	Xavier at Georgetown DePaul at Providence	FS1 FS1	
Wed.	Jan. 28	7:00 9:00	Seton Hall at Marquette St. John's at Creighton	FS1 FS1	
Sat.	Jan. 31	Noon Noon 2:00 2:00 2:00	Providence at St. John's ^{MSG} Xavier at Seton Hall Georgetown at Creighton Villanova at DePaul Butler at Marquette	FOX FS1 CBSSN FS1 FSN	
Tue.	Feb. 3.	7:00 9:00	St. John's at Butler Seton Hall at DePaul	FS1 FS1	
Wed.	Feb. 4	7:00 9:00 9:00	Marquette at Villanova ^{WF} Providence at Georgetown Creighton at Xavier	FS1 CBSSN FS1	
Sat.	Feb. 7	Noon Noon 1:00 2:00 3:30	Creighton at St. John's ^{MSG} Marquette at Seton Hall Providence at Xavier Georgetown at Villanova ^{WF} DePaul at Butler	FSN CBSSN FS1 FOX FS1	
Tue.	Feb. 10	7:00 9:00	Georgetown at Seton Hall Xavier at Marquette	FS1 FS1	
Wed.	Feb. 11	8:00 9:00	Villanova at Providence DePaul at St. John's	FS1 CBSSN	

2014-2015 Composite Schedule

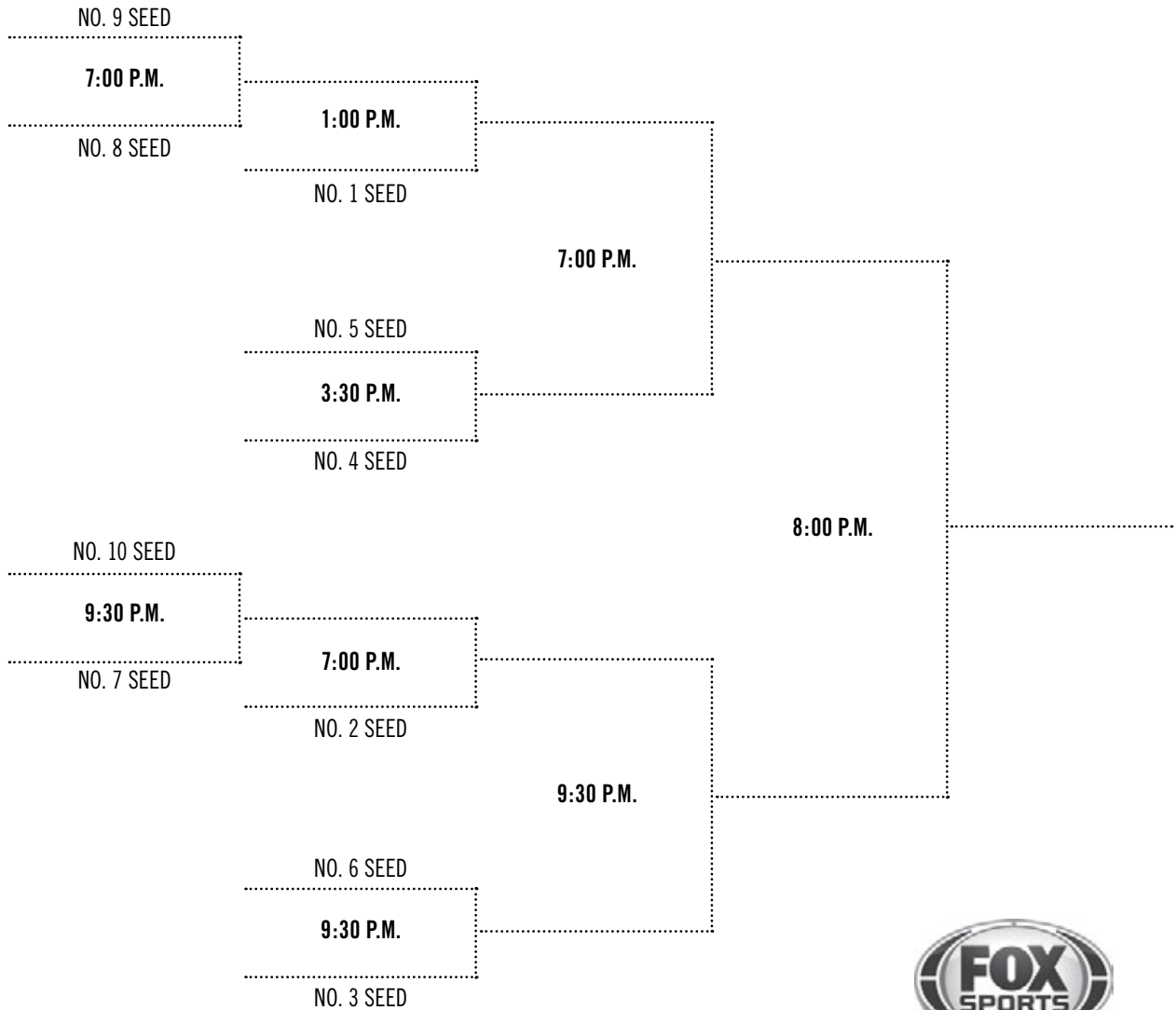
DAY	DATE	TIME (ET)	GAME	TV	NOTES
Sat.	Feb. 14	1:00	Marquette at Creighton	FS1	
		3:00	St. John's at Xavier	FOX/FS1	
		4:00	Seton Hall at Providence	FSN	
		6:00	Villanova at Butler	CBSSN	
Mon.	Feb. 16	7:00	Seton Hall at Villanova	FS1	
		9:00	Butler at Creighton	FS1	
Tue.	Feb. 17	7:00	St. John's at Georgetown	FS1	
Wed.	Feb. 18	7:00	Xavier at Cincinnati	ESPN	
		9:00	Providence at DePaul	9:00	
Sat.	Feb. 21	2:00	Villanova at Marquette	FOX	
		2:00	Butler at Xavier	FSN	
		2:30	Seton Hall at St. John's	FS1	
		8:00	DePaul at Georgetown	CBSSN	
Mon.	Feb. 23	8:00	Xavier at St. John's ^{MSG}	FS1	
Tue.	Feb. 24	7:00	Providence at Villanova	FS1	
		9:00	Creighton at DePaul	FS1	
Wed.	Feb. 25	8:00	Marquette at Butler	FS1	
Sat.	Feb. 28	Noon	Georgetown at St. John's ^{MSG}	CBS	
		2:00	Butler at DePaul	FS1	
		2:00	Villanova at Xavier	FOX	
		4:00	Creighton at Seton Hall	CBSSN	
Sun.	Mar. 1	3:30	Marquette at Providence	FS1	
Tue.	Mar. 3	7:00	Georgetown at Butler	FS1	
		9:00	Villanova at Creighton	FS1	
Wed.	Mar. 4	7:00	Providence at Seton Hall	FS1	
		9:00	St. John's at Marquette	FS1	
Sat.	Mar. 7	Noon	Seton Hall at Georgetown	FOX/FS1	
		Noon	Butler at Providence	FSN	
		Noon	St. John's at Villanova ^{WF}	FOX/FS1	
		2:00	Xavier at Creighton	FS2	
		2:00	DePaul at Marquette	FS1	

2015 BIG EAST MEN'S BASKETBALL CHAMPIONSHIP

Presented by New York Life

March 11-14 • Madison Square Garden • New York City

All Games Televised By Fox Sports 1



NCAA Championship

FIRST ROUND

Tuesday and Wednesday,
March 17 and 18
University of Dayton Arena, Dayton, Ohio
Host: University of Dayton

SECOND AND THIRD ROUNDS

Thursday and Saturday,
March 19 and 21
Jacksonville Veterans Memorial Arena
Host: Jacksonville University

KFC Yum! Center, Louisville, Ky.
Host: University of Louisville

Consol Energy Center, Pittsburgh, Pa.
Host: Duquesne University

Rose Garden, Portland, Ore.
Host: University of Oregon

Friday and Sunday,
March 20 and 22
Time Warner Cable Arena, Charlotte, N.C.
Host: University of North Carolina,
Charlotte

Nationwide Arena, Columbus, Ohio
Host: The Ohio State University

CenturyLink Center, Omaha, Neb.
Host: Creighton University

Key Arena, Seattle, Wash.
Host: University of Washington

REGIONALS

Thursday and Saturday,
March 26 and 28
Quicken Loans Arena, Cleveland, Ohio
Host: Mid-American Conference


Staples Center, Los Angeles, Calif.
Host: Pepperdine University

Friday and Sunday,
March 27 and 29
Reliant Stadium, Houston, Texas
Host: Rice University

Carrier Dome, Syracuse, N.Y.
Host: Syracuse University

FINAL FOUR

Saturday and Monday,
April 4 and 6
Lucas Oil Stadium, Indianapolis, Ind.
Host: Horizon League and IUPUI



The BIG EAST Conference has operated its own officials bureau since 1983. After a storied career as a game official, John Cahill is in his second year of serving as the Coordinator of Men's Basketball Officiating. The BIG EAST retains the nation's top officials for both conference and nonconference games. Officials affiliated with the BIG EAST Conference include the following:

JEFFREY ANDERSON
West Henrietta, NY

NATHAN FARRELL
Delmar, NY

CLARENCE ARMSTRONG
New Castle, DE

ANTHONY FRANKLIN
Astoria, NY

ROGER AYERS, JR.
Roanoke, VA

JOHN GAFFNEY
Westwood, MA

CHRIS BEAVER
Cincinnati, OH

TONY GREENE
Atlanta, GA

BO BOROSKI
Indianapolis, IN

BRENT HAMPTON
Lexington, KY

JAMES BREEDING
Louisville, KY

KARL HESS
Forest, VA

JIM BURR
Latham, NY

JOHN HIGGINS
Omaha, NE

EVON BURROUGHS
West Roxbury, MA

LES JONES
Chesapeake, VA

JOHN CAHILL
Albany, NY

BRYAN KERSEY
Carrollton, VA

TONY CHIAZZA
Wheeling, WV

JOE LINDSAY
Harleysville, PA

JEFF CLARK
Cheltenham, PA

JAMIE LUCKIE
Charlotte, NC

TIM CLOUGHERTY
Raleigh, NC

STEVE McJUNKINS
Bedford, OH

ED CORBETT
Yonkers, NY

MIKE NANCE
Sharpsburg, GA

DON DAILY
Atkins, AK

RAYMOND NATILI
Galveston, TX

PAT DRISCOLL
Syracuse, NY

BRIAN O'CONNELL
Middletown, NJ

MICHAEL EADES
Princeton, WV

TERRY OGLESBY
Maryville, MO

TOM EADES
Gallatin, TX

MATT POTTER
Beaver Falls, PA



Michael Stephens

GARY PRAGER
Staten Island, NY

PAUL SZELC
Wauwatosa, WI

ROB RILEY
Hamilton, NJ

EARL WALTON
Bowie, MD

MIKE ROBERTS
Atlanta, GA

WALLY RUTECKI
Springfield, PA

DOUG SHOWS
Rome, GA

LAMAR SIMPSON
Wheaton, IL

ALFRED SMITH
Louisville, KY


MICHAEL STEPHENS
Cranston, RI

MIKE STUART
Maryville, TN

**BIG
EAST**
CONFERENCE

**THE
TEAMS**





Kameron Woods, Butler



QUICK FACTS

Location: Indianapolis, IN
Enrollment: 4,200
Founded: 1855
Nickname: Bulldogs
Colors: Blue and White
Home Court: Hinkle Fieldhouse (9,100)

COACHING STAFF

Head Coach
 Brandon Miller (Butler '03)
 Interim Head Coach Chris Holtmann (Taylor '94)
 Office Phone: (317) 556-5847

Assistant Coaches
 Terry Johnson (IPFW '98)
 Michael Lewis (Indiana '99)

ADMINISTRATION

President
 James M. Danko

Director of Athletics
 Barry Collier
 Athletics Phone: (317) 940-9375

Associate Athletic Director/Communications
 Jim McGrath
 Office Phone: (317) 940-9375
 Cell Phone: (317) 491-5461
 Email: jmcgrath@butler.edu

2014-15 SCHEDULE

NOVEMBER	
15	Maine (FS2)..... 4:30
18	Chattanooga (FS2)..... 9:00
22	Loyola (Ill.) (FS2)..... 5:00
Battle4Atlantis	
26	North Carolina (ESPN2)..... Noon
27	UCLA/Oklahoma (ESPN2/AXS)..... TBA
28	TBD (ESPN2/AXS)..... TBA
DECEMBER	
3	at Indiana State..... 7:05
6	Northwestern (FOX)..... 4:30
8	Kennesaw State (FS1)..... 7:00
14	at Tennessee (ESPNU)..... 7:00
Crossroads Classic	
20	vs. Indiana (FS1)..... 2:30
22	Tennessee-Martin (FS1)..... 7:00
28	Belmont (FS1)..... 6:00
31	at Villanova (FS1)..... 2:30
JANUARY	
3	at ST. JOHN'S (CBSSN)..... 4:00
6	PROVIDENCE - CBSSN..... 9:00
10	XAVIER (FSN)..... 2:00
13	at SETON HALL (FS1)..... 7:00
17	at GEORGETOWN (FS1)..... 5:00
21	CREIGHTON (FS1)..... 9:00
25	SETON HALL (FSN)..... 3:00
31	at MARQUETTE (FSN)..... 2:00
FEBRUARY	
3	ST. JOHN'S (FS1)..... 7:00
7	DE PAUL (FS1)..... 3:30
14	VILLANOVA (CBSSN)..... 6:00
16	at CREIGHTON (FS1)..... 9:00
21	at XAVIER (FSN)..... 2:00
25	MARQUETTE (FS1)..... 8:00
28	at DE PAUL (FS2)..... 2:00
MARCH	
3	GEORGETOWN (FS1)..... 7:00
8	at PROVIDENCE (FSN)..... Noon

All times are Eastern.

BULLDOGS PREVIEW

The Big Picture

On October 2, Butler announced that head coach Brandon Miller was taking a leave of absence for medical reasons. Assistant Chris Holtmann was named interim head coach. Some excruciating losses to start the conference season last year — three of the first four defeats were in overtime — led to a disappointing finish in the Bulldogs' inaugural BIG EAST campaign. Butler also played the season without maybe its best player, guard Roosevelt Jones, who was injured last summer. Still, the Bulldogs stayed competitive throughout the year. Jones is back with four other starters and improvement is expected. The Bulldogs are used to winning. They have played in six of the last eight NAAs, including two trips the national championship game.

Who's Back

Guard Kellen Dunham emerged as one of the BIG EAST's top scorers last season with a 16.4 scoring average. He was an All-BIG EAST Second Team selection and is the league's third top returning scorer. Backcourt partner Alex Barlow averaged 6.6 points, 3.7 rebounds and 3.5 assists. He won the BIG EAST Scholar-Athlete Award for men's basketball. Jones, who averaged 10.1 points and 5.6 rebounds two seasons ago, also excels defensively. Forward Kameron Woods averaged 7.5 points and 9.0 boards. His 8.3 rebound average in league games was first in the BIG EAST. Six-seven Andrew Chrabascz became a starter in the second half of the season and averaged 6.3 points. He made the BIG EAST All-Rookie Team.

Who's Gone

Forward Kyle Marshall was a dependable performer who started every game. He was second on the team in scoring with a 14.9 average and pulled down 4.8 rebounds per game. Reserve guard Elijah Brown (6.8 ppg) transferred and forward Erik Fromm (5.5 ppg) graduated.

Storylines

With the return of Jones, the Bulldogs can put three quality guards on the floor. Woods and Chrabascz will form a solid inside game. The coaching staff is looking for contributors off the bench. Senior Jackson Aldridge saw only limited action last year, but could help at guard. Six-six graduate transfer Arthur Etherington can help at either forward spot. Other support can come from three freshmen: 6-8 Jackson Davis, 6-7 Tyler Wideman and 6-6 Kelan Martin.

2013-14 STATISTICS

##	Player	GP	GS	Min	Avg	TOTAL			3-PTS			REBOUNDS			PF	FO	A	TO	Blk	Stl	Pts	Avg				
						FG	FGA	Pct	3FG	FGA	Pct	FT	FTA	Pct									Off	Def	Tot	Avg
24	DUNHAM, Kellen	31	31	1119	36.1	164	420	.390	78	220	.355	102	127	.803	13	110	123	4.0	46	0	52	66	8	21	508	16.4
	Conference-Only	18	18	653	36.3	94	248	.379	44	139	.317	55	67	.821	7	62	69	3.8	32	0	27	38	4	8	287	15.9
23	MARSHALL, Khyle	31	31	897	28.9	196	368	.533	1	10	.100	70	153	.458	78	72	150	4.8	73	1	16	34	14	22	463	14.9
	Conference-Only	18	18	520	28.9	101	207	.488	1	5	.200	34	84	.405	34	29	63	3.5	48	1	7	19	6	11	237	13.2
31	WOODS, Kameron	30	30	1003	33.4	77	172	.448	0	0	.000	71	108	.657	61	209	270	9.0	60	1	61	70	30	26	225	7.5
	Conference-Only	17	17	579	34.1	34	93	.366	0	0	.000	35	48	.729	29	112	141	8.3	37	1	37	45	9	10	103	6.1
05	BROWN, Elijah	30	1	563	18.8	66	196	.337	30	108	.278	41	48	.854	3	63	66	2.2	45	0	36	38	3	12	203	6.8
	Conference-Only	18	1	359	19.9	40	121	.331	19	68	.279	27	31	.871	2	37	39	2.2	25	0	21	22	0	10	126	7.0
03	BARLOW, Alex	31	31	1019	32.9	70	190	.368	38	101	.376	27	35	.771	21	95	116	3.7	101	5	110	36	8	61	205	6.6
	Conference-Only	18	18	650	36.1	42	118	.356	25	65	.385	15	19	.789	15	58	73	4.1	59	3	66	20	3	34	124	6.9
45	CHRABASCZ, Andrew	31	10	591	19.1	64	122	.525	5	11	.455	61	80	.763	54	38	92	3.0	70	1	33	21	6	18	194	6.3
	Conference-Only	18	9	410	22.8	51	94	.543	5	10	.500	50	66	.758	31	21	52	2.9	45	1	28	17	3	13	157	8.7
04	FROMM, Erik	31	21	665	21.5	59	156	.378	18	71	.254	35	57	.614	48	57	105	3.4	64	2	12	26	15	13	171	5.5
	Conference-Only	18	9	364	20.2	30	72	.417	8	30	.267	18	34	.529	29	26	55	3.1	31	0	7	11	6	7	86	4.8
14	CASTRO, Rene	12	0	105	8.8	15	32	.469	3	9	.333	7	13	.538	2	5	7	0.6	7	0	4	4	0	5	40	3.3
	Conference-Only	4	0	40	10.0	1	6	.167	0	2	.000	4	6	.667	1	2	3	0.8	3	0	1	2	0	1	6	1.5
10	VOLOVIC, Michael	4	0	10	2.5	4	6	.667	1	3	.333	2	3	.667	0	2	2	0.5	1	0	1	0	0	0	11	2.8
	Conference-Only	2	0	3	1.5	2	2	1.000	1	1	1.000	0	0	.000	0	0	0	0.0	1	0	0	0	0	0	5	2.5
25	BENNETT, Steven	3	0	8	2.7	2	2	1.000	2	2	1.000	0	0	.000	1	1	2	0.7	1	0	0	0	0	0	6	2.0
	Conference-Only	2	0	3	1.5	1	1	1.000	1	1	1.000	0	0	.000	1	1	2	1.0	0	0	0	0	0	0	3	1.5
22	BERRY, Nolan	18	0	90	5.0	13	26	.500	1	10	.100	7	7	1.000	6	17	23	1.3	14	0	2	4	3	1	34	1.9
	Conference-Only	9	0	47	5.2	6	13	.462	1	6	.167	5	5	1.000	3	8	11	1.2	10	0	0	1	2	1	18	2.0
02	MORGAN, Devontae	14	0	87	6.2	10	23	.435	0	1	.000	5	11	.455	2	10	12	0.9	18	0	5	3	1	4	25	1.8
	Conference-Only	5	0	13	2.6	3	6	.500	0	0	.000	1	2	.500	0	2	2	0.4	0	0	0	0	0	0	7	1.4
11	ALDRIDGE, Jackson	25	0	198	7.9	15	44	.341	6	20	.300	4	12	.333	3	10	13	0.5	21	0	12	6	0	3	40	1.6
	Conference-Only	13	0	73	5.6	5	16	.313	0	7	.000	3	6	.500	1	2	3	0.2	11	0	5	2	0	1	13	1.0
12	KAMPEN, Elliott	6	0	20	3.3	0	1	.000	0	1	.000	0	0	.000	0	2	2	0.3	2	0	1	1	0	0	0	0.0
	Conference-Only	4	0	11	2.8	0	1	.000	0	1	.000	0	0	.000	0	1	1	0.3	1	0	1	0	0	0	0	0.0
TM	TEAM															48	41	89	2.9	0		1				0
	Conference-Only															33	28	61	3.4	0		0				0
	Total	31				755	1758	.429	183	567	.323	432	654	.661	340	732	1072	34.6	523	10	345	310	88	186	2125	68.5
	Conference-Only	18				410	998	.411	105	335	.313	247	368	.671	186	389	575	31.9	303	6	200	177	33	96	1172	65.1
	Opponents	31				767	1714	.447	163	529	.308	367	531	.691	290	768	1058	34.1	580	-	380	365	111	169	2064	66.6
	Conference-Only	18				468	991	.472	98	303	.323	229	316	.725	174	459	633	35.2	324	7	242	200	69	98	1263	70.2

2014-15 ROSTER

No.	Name	Pos.	Ht.	Wt.	Yr.	Hometown (High School/Previous School)
11	Jackson Aldridge	G	6-0	187	Sr.	Sydney, Australia (Australia Institute of Sport)
3	Alex Barlow	G	5-11	187	Sr.	Springboro, Ohio (Moeller)
25	Steven Bennett	G	6-2	175	So.	New Castle, Ind. (Chrysler)
45	Andrew Chrabascz	F	6-7	225	So.	Portsmouth, R.I. (Cushing Academy)
13	Jackson Davis	F	6-8	210	Fr.	Lexington, Ky. (Lafayette)
24	Kellen Dunham	G	6-6	185	So.	Pendleton, Ind. (Pendleton Heights)
0	Austin Etherington	F	6-6	215	Jr.	Cicero, Ind. (Indiana Univ.)
21	Roosevelt Jones	F	6-4	227	Jr.	O'Fallon, Ill. (O'Fallon)
1	Tyler Lewis	G	5-11	170	Jr.	Statesville, N.C. (Oak Hill Academy, Va.)
30	Kelan Martin	F	6-6	215	Fr.	Louisville, Ky. (Ballard)
4	Tyler Wideman	F	6-8	245	Fr.	Schereville, Ind. (Lake Central)
31	Kameron Woods	F	6-9	200	Sr.	Louisville, Ky. (Eastern)

2014-15 NEWCOMERS

Austin Etherington, F, Fr., 6-6, 185

Cicero, Ind./Indiana Univ.

- Transferred from Indiana and will have one season of eligibility.
- Started six games last season and averaged 2.0 points.

Jackson Davis, F, Fr., 6-8, 220

Lexington, Ky./Lafayette

- Was first team all-state as a senior after averaging 24.6 points and 13.8 rebounds.
- Was one of seven finalists for Kentucky's Mr. Basketball.

Kelan Martin, F, Fr., 6-6, 210

Louisville, Ky./Ballard

- Earned first team all-state honors as a senior while averaging 22.8 points and 8.7 boards.
- Finished third on Ballard's all-time scoring list with 2,151 career points.

Tyler Wideman, F, Fr., 6-7, 245

Merrillville, Ind./Lake Central

- Named first team all-state as a senior and Northwest Indiana Times Player of the Year.
- Averaged 15.8 points and 7.1 rebounds last season.



HEAD COACH
BRANDON MILLER
 Hired at Butler: July 6, 2013

Coaching File: Assistant coach, Illinois, 2012-13; assistant coach and director of operations, Ohio State, 2005-11; career began as video intern on Thad Matta's staff at Xavier in 2003-04.

Highlights: During his six seasons at Ohio State, the team won four Big Ten titles, made three NCAA Championship Sweet 16 appearances and advanced to the 2007 national championship game.

Playing File: Helped Butler teams compile a 77-20 three-year record, three conference championships and three trips to postseason play. He started 97 straight games and was one of just eight Butler players to score 1,000 points in three seasons. Was the leading scorer on the 27-6 squad that won a league championship and advanced to the NCAA Sweet 16. Earned Horizon League All-Academic and All-Defensive honors. As a senior, he received the Horizon League's Cecil B. Coleman Medal of Honor, the league's highest individual award. Also won the 2003 Chip Hilton Award as the NCAA Division I senior who demonstrates outstanding leadership, integrity, sportsmanship and talent.

Education: B.A., Butler, Major: Physical Education, 2003

Personal: Native of New Castle, Ind. Birthdate: 5-21-79. He and his wife Holly have two sons, Mason and Michael.

MILLER'S RECORD

Career Record (one year)	14-17 (.452)
Butler Record (one year)	14-17 (.452)
BIG EAST Regular Season Record (one year)	4-14 (.222)
BIG EAST Tournament Record (one year)	0-1 (.000)
BIG EAST Overall Record (one year)	4-15 (.211)
NCAA Record	0-0 (.000)
NIT Record	0-0 (.000)

YEAR-BY-YEAR

		Overall	Conference	Conf. Tourn.	Postseason
2013-14	Butler	14-17	4-14	0-1	---

REGULAR SEASON GAMES

Home Record: 2-7
 Best Home Record: 2-7 in 2013-14
 Worst Home Record: 2-7 in 2013-14
 Most Consecutive Home Wins: N/A
 Most Consecutive Home Losses: 4 in 2013-14
 Road Record: 2-7
 Best Road Record: 2-7 in 2013-14
 Worst Road Record: 2-7 in 2013-14
 Most Consecutive Road Wins: N/A
 Most Consecutive Road Losses: 4 in 2013-14
 Longest Winning Streak: 2 games in 2013-14
 Longest Losing Streak: 7 games in 2013-14

BIG EAST REGULAR SEASON RESULTS

Year	Won-Lost	Home	Away	Finish	Championship Seed
2013-14	4-14	2-7	2-7	9th	#9

BIG EAST CHAMPIONSHIP RESULTS (2013-14)

vs.	Won	Lost
Seton Hall	0	1
Total	0	1



HOLTMANN NAMED INTERIM HEAD COACH

Assistant coach Chris Holtmann was named interim head coach for the Bulldogs on Oct. 2 when it was announced that head coach Brandon Miller would be taking a leave of absence for medical reasons.

Holtmann joined Miller's staff in July of 2013 after serving as the head coach at Gardner-Webb for the three seasons and leading a successful rebuilding program at the North Carolina school. In his

final season, he led the Runnin' Bulldogs to a school Division I record 21 victories and a berth in the CollegeInsider.com Tournament. Holtmann was named Big South Conference Coach of the Year.

Before Gardner-Webb, Holtmann spent two seasons as an assistant coach under former Butler assistant John Groce at Ohio University. He was part of the staff that helped lead the Bobcats to the 2010 Mid-American Conference Tournament title and an upset of No. 3 seed Georgetown in the opening round of the 2010 NCAA Championship. He also served for five seasons as an assistant coach at Gardner-Webb, including four seasons as Associate Head Coach.

A native of Nicholasville, Ky., Holtmann was an NAIA All-American guard at Taylor University. Holtmann earned a degree in psychology from Taylor in 1994 and a Master's Degree in athletic administration from Ball State in 2000. He and his wife, Lori, have one daughter, Nora Jane.

2013-14 RESULTS (14-17, 4-14 BIG EAST)

(HOME: 8-7/AWAY: 4-7/NEUTRAL: 2-3)

			Attendance	High Scorer/Rebounder
NOVEMBER				
9	Lamar	W, 89-58	9,617	Marshall 19/Marshall 13
16	Princeton	W, 70-67	7,471	Dunham 26/Woods 10
19	Vanderbilt	W, 85-77 (ot)	6,617	Marshall 26/Woods 9
23	at Ball State	W, 59-58	6,015	Marshall 14/Woods 10
Old Spice Classic				
28	vs. Washington State	W, 76-69	4,255	Dunham 32/Woods 9
29	vs. Oklahoma State	L, 69-67	4,182	Brown 15/Woods 9
DECEMBER				
1	vs. LSU	L, 70-68 (ot)	2,016	Dunham 20/Marshall 9
7	North Dakota	W, 79-64	6,355	Dunham 29/Woods 9
9	Manchester	W, 100-41	5,931	Dunham 15/Woods 9
14	vs. Purdue [§]	W, 76-70	18,165	Dunham 25/Marshall 9
21	at Evansville	W, 68-59	7,035	Barlow 16/Woods 13
28	NJIT	W, 66-48	6,504	Marshall 21/Woods 12
31	VILLANOVA	L, 76-73 (ot)	9,318	Dunham 22/Barlow 9
JANUARY				
4	at XAVIER	L, 79-68	10,250	Marshall 14/Woods 7
9	DE PAUL	L, 99-94 (2ot)	6,163	Dunham 30/Woods 14
11	GEORGETOWN	L, 70-67 (ot)	9,640	Dunham 21/Woods 10
14	at CREIGHTON	L, 88-60	17,602	Dunham 12/Woods 10
18	MARQUETTE	W, 69-57 (ot)	10,000	Two with 18/Woods 14
21	at PROVIDENCE	L, 65-56	2,022	Dunham 17/Dunham 6
25	ST. JOHN'S	L, 69-52	10,000	Marshall 16/Woods 7
29	at SETON HALL	W, 64-57	5,826	Marshall 13/Two with 8
FEBRUARY				
4	at MARQUETTE	L, 69-62	14,479	Dunham 16/Two with 7
8	at GEORGETOWN	L, 71-63	13,011	Chrabascz 24/Dunham 6
11	XAVIER	L, 64-50	6,868	Brown 14/Woods 6
13	CREIGHTON	L, 68-63	7,805	Dunham 16/Woods 12
18	at ST. JOHN'S – MSG	L, 77-52	7,002	Marshall 16/Two with 7
23	PROVIDENCE	L, 87-81	6,857	Dunham 25/Woods 10
26	at VILLANOVA	L, 67-48	6,500	Dunham 12/Dunham 7
MARCH				
6	at DE PAUL	W, 79-46	6,206	Barlow 19/Dunham 9
8	SETON HALL	W, 71-54	7,670	Dunham 29/Woods 9
12	vs. SETON HALL* – BIG EAST Tour.	L, 51-50	13,177	Marshall 22/Woods 12

*Old Spice Classic, Orlando, Fla.

§ Crossroads Classic, Indianapolis, Ind.

* Madison Square Garden, New York, N.Y.

CAREER LEADERS

Points	Total-Avg.
Chad Tucker, 1983-88	2,321
Darrin Fitzgerald, 1983-87	2,019
Matt Howard, 2007-11	1,939
A. J. Graves, 2004-08	1,807
Lynn Mitchem, 1979-83	1,798
Darin Archbold, 1988-92	1,744
Billy Shepherd, 1969-72	1,733
Jermaine Guice, 1990-94	1,607
Darren Fowlkes, 1985-89	1,543
Wayne Burris, 1973-77	1,531

Rebounds	Total-Avg.
Daryl Mason, 1971-74	961
Jeff Blue, 1961-64	953
Matt Howard, 2007-11	884
Darren Fowlkes, 1985-89	748
Lynn Mitchem, 1979-83	742
Mike Marshall, 1996-00	722
Jon Neuhouser, 1994-98	719
Joel Cornette, 1999-03	712
Chad Tucker, 1983-88	689
Ken Pennington, 1957-60	675

Assists	Total
Thomas Jackson, 1998-02	540
Ronald Nored, 2008-12	497
Tim Bowen, 1989-93	471
Jeff Rogers, 1994-98	457
Darrin Fitzgerald, 1983-87	411
Shelvin Mack, 2008-11	357
Avery Sheets, 2002-06	323
Mike Green, 2006-08	316
A.J. Graves, 2004-08	316
Mike Monerz, 2001-04	310

Steals	Total
Thomas Jackson, 1998-02	207
Ronald Nored, 2008-12	207
A.J. Graves, 2004-08	183
Darren Fowlkes, 1985-89	176
Darrin Fitzgerald, 1983-87	156
Rylan Hainje, 1998-02	153
Joel Cornette, 1999-03	128
Brandon Miller, 2000-03	122
Shelvin Mack, 2008-11	118

Blocked Shots	Total
Rolf van Rijn, 1994-98	203
Joel Cornetts, 1999-03	144
Matt Howard, 2007-11	131
J.P. Brens, 1989-93	100
Darren Fowlkes, 1985-89	82
Mike Miller, 1978-81	76
Brandon Polk, 2004-06	73
Tim Haseley, 1981-85	72
Andrew Smith, 2009-13	65
Kameron Woods, 2011-	63



Ricky Chatman, Creighton



QUICK FACTS

Location: Omaha, NE
Enrollment: 7,736
Founded: 1878
Nickname: Bluejays
Colors: Blue and White
Home Court: CenturyLink Center (17,390)

COACHING STAFF

Head Coach
 Greg McDermott (Northern Iowa '71)
 Office Phone: (402) 280-1795

Assistant Coaches
 Darian DeVries (Northern Iowa '98)
 Steve Lutz (Texas Lutheran '95)
 Patrick Sellers (Cent. Conn. St. '91)

ADMINISTRATION

President
 Timothy R. Lannon, S.J.

Director of Athletics
 Bruce Rasmussen
 Athletics Phone: (402) 280-2720

Sports Information Director
 Rob Anderson
 Office Phone: (402) 280-5544
 Cell Phone: (402) 660-5854
 Email: randerson@creighton.edu

2014-15 SCHEDULE

NOVEMBER

14	Central Arkansas (FSN)	9:00
16	Chicago State (FS1)	5:30
19	Oklahoma (FS1)	8:00
23	North Carolina Central (FS1)	4:00
25	Eastern Illinois (FS1)	8:00

Emerald Coast Classic

28	vs. Mississippi	8:30
29	vs. Cincinnati/Mid. Tenn. (CBSSN)	TBD

DECEMBER

3	at Tulsa (ESPN3)	9:30
7	at Nebraska (BTN)	7:00
9	South Dakota (FS1)	9:00
13	St. Mary's (FS1)	2:00
19	Texas-Pan American (FS2)	9:00
21	at North Texas	TBD
31	at PROVIDENCE (FS1)	7:30

JANUARY

3	at GEORGETOWN (FS1)	4:30
7	DE PAUL (FS1)	9:00
10	SETON HALL (FS1)	2:00
14	at MARQUETTE (CBSSN)	9:00
17	PROVIDENCE (FS1)	7:30
21	at BUTLER (FS1)	9:00
25	at VILLANOVA (FS1)	7:00
28	ST. JOHN'S (FS1)	9:00
31	GEORGETOWN (CBSSN)	2:00

FEBRUARY

4	at XAVIER (FS1)	9:00
7	at ST. JOHN'S (FSN)	Noon
14	MARQUETTE (FS1)	1:00
16	BUTLER (FS1)	9:00
24	at DE PAUL (FS1)	9:00
28	at SETON HALL (CBSSN)	4:00

MARCH

3	VILLANOVA (FS1)	9:00
7	XAVIER (FS2)	2:00

All times are Eastern.

BLUEJAYS PREVIEW

The Big Picture

The Bluejays made quite a splash in their first season in the BIG EAST. They compiled a 27-8 overall record and were 14-4 in the BIG EAST. Coach Greg McDermott's team finished second in the regular season and was the BIG EAST Tournament runner-up. A No. 3 seed in the NCAA Championship, the Bluejays fell in the third round. CU has made 17 straight postseason appearances. Four starters from that team, including consensus National Player of the Year Doug McDermott, picked up their diplomas and the Bluejays are hopeful that some support players from last year's squad can become prime contributors for 2014-15.

Who's Back

Point guard Austin Chatman is the lone returning starter. He was third on the team in scoring with an 8.1 average and ranked third in the BIG EAST in assists with a 4.4 mark. Guard Devin Brooks, who played 16.6 minutes per game coming off the bench, averaged 6.5 points. Will Artino, a 6-11 senior center, made seven starts and averaged 5.5 points and 3.3 rebounds. Six-six Avery Dingman (3.2) and 6-2 Isaiah Zierden (3.2) are experienced guards. Six-nine sophomore Zach Hanson (2.8) saw limited action, but could see his playing time increase significantly.

Who's Gone

Forward Doug McDermott was the consensus National Player of the Year as well as BIG EAST Player of the Year. He led the nation in scoring with a 26.7 average. McDermott also set a BIG EAST record by scoring 498 points in league regular season play. He finished his career with 3,150 points and ranks fifth on the NCAA's all-time scoring list. Ethan Wragge was one of the country's top 3-point shooters. He averaged 10.4 points and led the league with 110 baskets from beyond the arc. Guard Grant Gibbs' value went beyond his averages of 7.2 points and 3.9 assists. Guard Jahenns Manigat averaged 7.0 points.

Storylines

The Bluejays certainly will not have the firepower they have enjoyed in recent years. Coach McDermott wants his '14-15 team to be a little more defensive minded. He won't mind if the team leads the country again in assist/turnover ratio like it did last season (+1.80). James Milliken, a junior college shooting guard who sat out last season, could get a long look for a starting role. Others like Brooks, Zierden, and Dingman in the backcourt along with Artino will try to raise their games with increased opportunities. A pair of 6-7 freshmen, Ronnie Harrell and Leon Gilmore, will push to make the rotation with 6-6 graduate transfer Ricky Krecklow.



HEAD COACH GREG MCDERMOTT

Hired at Creighton: April 27, 2010

Coaching File: Head coach, Iowa State, 2006-10; Head coach, Northern Iowa, 2001-06; Head coach, North Dakota State, 2000-01; Head coach, Wayne State (Neb.), 1994-2000; Assistant coach, North Dakota, 1989-94.

Highlights: 2014 NCAA (third round); 2012-13 MVC Coach of the Year and NABC District 16 Coach of the Year;

His Creighton team tied a school record for wins when it finished 29-12; His 2005-06 Northern Iowa team earned an AP national ranking for the first time in school history; Was '99-00 Northern Sun Coach of the Year; Two of his teams were inducted into the school's Hall of Fame. He was inducted into the Wayne State Hall of Fame in 2006.

Collegiate File: Was a 1,000-point scorer and a four-year letterman as a center at Northern Iowa (1984-88).

Professional File: Played in Switzerland in 1988-89.

Education: B.A., (1988), Northern Iowa. Master's degree (1994) from the U.S. Sports Academy.

Personal: Native of Cascade, Iowa; Birthdate 11-25-64. He and his wife Theresa have three children: Nick (24), Doug (21) and Sydney (13).

MCDERMOTT'S RECORD

Career Record (20 years)	387-233 (.624)
Creighton Record (four years)	94-34 (.734)
Iowa State (four years)	59-68 (.465)
Northern Iowa (five years)	90-63 (.588)
North Dakota State (one year)	15-11 (.577)
Wayne State (Neb.) (six years)	116-53 (.686)
BIG EAST Regular Season Record (one year)	14-4 (.778)
BIG EAST Tournament Record (one year)2-1 (.667)
BIG EAST Overall Record (one year)	16-5 (.762)
NCAA Record (six appearances)	3-6 (.333)
NIT Record	0-0 (.000)
CBI Record (one appearance)	4-2 (.667)

YEAR-BY-YEAR

		Overall	Conference	Conf. Tour.	Postseason
1994-95	Wayne State	14-13	---	---	---
1995-96	Wayne State	12-15	---	---	---
1996-97	Wayne State	21-7	---	---	---
1997-98	Wayne State	20-7	---	---	---
1998-99	Wayne State	23-5	---	---	NCAA DII
1999-00	Wayne State	26-6	---	---	NCAA DII
2000-01	North Dakota State	15-11	7-11	---	---
2001-02	Northern Iowa	14-15	8-10/7th	1-1	---
2002-03	Northern Iowa	11-17	7-11/7th	0-1	---
2003-04	Northern Iowa	21-10	12-6/T2nd	3-0/1st	NCAA 0-1
2004-05	Northern Iowa	21-11	11-7/T3rd	0-1	NCAA 0-1
2005-06	Northern Iowa	23-10	11-7/t5th	1-1	NCAA 0-1
2006-07	Iowa State	15-16	6-10/T7th	0-1	---
2007-08	Iowa State	14-18	4-12/11th	0-1	---
2008-09	Iowa State	15-17	4-12/10th	0-1	---
2009-10	Iowa State	15-17	4-12/T9th	0-1	---
2010-11	Creighton	23-16	10-8/T4th	1-1	CBI 4-2/2nd
2011-12	Creighton	29-6	14-4/2nd	3-0/1st	NCAA 1-1
2012-13	Creighton	28-8	13-5/1st	3-0/1st	NCAA 1-1
2013-14	Creighton	27-8	14-4/2nd	2-1/2nd	NCAA 1-1

REGULAR SEASON GAMES

Home Record: 9-0

Best Home Record: 9-0 in 2013-14

Worst Home Record: 9-0 in 2013-14

Most Consecutive Home Wins: 9 in 2013-14

Most Consecutive Home Losses: N/A

Road Record: 5-4

Best Road Record: 5-4 in 2013

Worst Road Record: 5-4 in 2013

Most Consecutive Road Wins: 3 in 2013-14

Most Consecutive Road Losses: N/A

Longest Winning Streak: 5 in 2013-14

Longest Losing Streak: 2 games in 2013-14

BIG EAST REGULAR SEASON RESULTS

Year	Won-Lost	Home	Away	Finish	Championship Seed
2013-14	14-4	9-0	5-4	2nd	#2

BIG EAST CHAMPIONSHIP RESULTS (2013-14)

vs.	Won	Lost
DePaul	1	0
Providence	0	1
Xavier	1	0
Total	2	1

2013-14 RESULTS (27-8, 14-4 BIG EAST)

(HOME: 16-0/AWAY: 7-4/NEUTRAL: 4-4)

			Attendance	High Scorer/Rebounder
NOVEMBER				
8	Alcorn State	W, 107-61	17,740	McDermott 20/Two with 6
11	UMKC	W, 96-70	16,859	McDermott 37/Brooks 9
18 at	Saint Joseph's	W, 83-79	4,200	Wragge 21/Gibbs 6
23	Tulsa	W, 82-72	18,078	McDermott 33/McDermott 15
The Wooden Legacy, Fullerton, Calif.				
28 vs.	Arizona State	W, 88-60	1,865	McDermott 27/McDermott 6
29 vs.	San Diego State	L, 86-80	3,287	McDermott 30/Gibbs 6
DECEMBER				
1 vs.	George Washington	L, 60-53	6,007	Wragge 16/Wragge 9
3 at	Long Beach State	W, 78-61	3,481	McDermott 22/Brooks 7
8	Nebraska	W, 82-67	17,530	McDermott 33/Wragge 9
17	Arkansas-Pine Bluff	W, 88-51	16,303	McDermott 25/McDermott 9
22	California	W, 68-54	17,533	McDermott 20/McDermott 11
29	Chicago State	W, 90-58	17,466	McDermott 24/McDermott 6
31	MARQUETTE	W, 67-49	18,525	McDermott 19/McDermott 7
JANUARY				
4 at	SETON HALL	W, 79-66	7,060	McDermott 30/McDermott 9
7 at	DE PAUL	W, 81-62	7,104	McDermott 19/Wragge 7
12	XAVIER	W, 95-89	17,589	McDermott 35/Artino 8
14	BUTLER	W, 88-60	17,602	McDermott 28/Dingman 7
18 at	PROVIDENCE	L, 81-68	11,026	McDermott 21/McDermott 7
20 at	VILLANOVA – WF	W, 96-68	14,114	Wragge 27/McDermott 23
25	GEORGETOWN	W, 76-63	18,859	Two with 14/McDermott 10
28	ST. JOHN'S	W, 63-60	17,515	McDermott 39/Manigat 7
FEBRUARY				
7	DE PAUL	W, 78-66	18,323	McDermott 32/McDermott 9
9 at	ST. JOHN'S – MSG	L, 70-65	6,739	McDermott 25/Gibbs 11
13 at	BUTLER	W, 68-63	7,805	McDermott 26/Artino 10
16	VILLANOVA	W, 101-80	18,797	McDermott 39/McDermott 7
19 at	MARQUETTE	W, 85-70	15,539	McDermott 25/McDermott 8
23	SETON HALL (FSN)	W, 72-71	18,742	McDermott 29/
MARCH				
1 at	XAVIER	L, 75-69	10,483	McDermott 27/McDermott 10
4 at	GEORGETOWN	L, 75-63	12,105	McDermott 22/McDermott 12
8	PROVIDENCE	W, 88-73	18,868	McDermott 45/Two with 7
13 vs.	DE PAUL* – BIG EAST Tour.	W, 84-62	15,589	McDermott 35/Wragge 8
14 vs.	XAVIER* – BIG EAST Tour.	W, 86-78	15,580	McDermott 32/Gibbs 5
15 vs.	PROVIDENCE* – BIG EAST Tour.	L, 65-58	15,290	McDermott 27/Two with 4
21 vs.	Louisiana-Lafayette – NCAA	W, 76-66	12,663	McDermott 32/McDermott 12
23 vs.	Baylor – NCAA	L, 85-55	13,431	McDermott 15/Brooks 4

* Madison Square Garden, New York, N.Y.

CAREER LEADERS

Points	Total-Avg.
Doug McDermott, 2010-14	3,150
Rodney Buford, 1995-99	2,116
Bob Harstad, 1987-91	2,110
Chad Gallagher, 1987-91	1,983
Bob Portman, 1966-69	1,876
Kyle Korver, 1999-03	1,801
Nate Funk, 2002-07	1,754
Rick Apke, 1974-78	1,682
Paul Silas, 1961-64	1,661
Vernon Moore, 1981-85	1,654

Rebounds	Total-Avg.
Paul Silas, 1961-64	1,751
Bob Harstad, 1987-91	1,126
Doug McDermott, 2010-14	1,088
Benoit Benjamin, 1982-85	1,005
Bob Portman, 1966-69	979
Chad Gallagher, 1987-91	891
Kenny Lawson, Jr., 2006-11	762
Rodney Buford, 1995-99	716
Rick Apke, 1974-78	709
Wally Anderzunas, 1965-67, 68-69	696

Assists	Total
Ryan Sears, 1997-01	570
Ralph Bobik, 1971-74	549
Antoine Young, 2008-12	505
Grant Gibbs, 2011-14	498
Randy Eccker, 1974-78	458
Tyler McKinney, 2001-05	430
Vernon Moore, 1981-85	418
Josh Dotzler, 2005-09	388
Duan Cole, 1987-92	382
Austin Chatman, 2011-	372

Steals	Total
Ryan Sears, 1997-01	283
Josh Dotzler, 2005-09	196
Rodney Buford, 1995-99	195
Duan Cole, 1987-92	186
Kyle Korver, 1999-03	172
Johnny Mathies, 2003-06	157
Latrell Wrightsell, 1998-02	154
Vernon Moore, 1981-85	150
Ben Walker, 1997-01	150
Reggie Morris, 1982-86	129

Blocked Shots	Total
Benoit Benjamin, 1982-85	411
Chad Gallagher, 1987-91	183
Gregory Echenique, 2010-13	174
Kenny Lawson, Jr., 2006-11	153
Brody Deren, 2001-04	138
Anthony Tolliver, 2003-07	136
Doug Swenson, 1997-99	109
Joe Dabbert, 2000-04	104
Adam Reid, 1994-97	79
Livan Pyfrom, 1999-01	76



Billy Garrett, Jr., DePaul



QUICK FACTS

Location: Chicago, IL
Enrollment: 24,966
Founded: 1898
Nickname: Blue Demons
Colors: Royal Blue and Scarlet
Home Court: Allstate Arena (18,500)

COACHING STAFF

Head Coach
 Oliver Purnell (Old Dominion '75)
 Office Phone: (773) 325-7521

Associate Head Coach
 Ron Bradley (Eastern Nazarene '74)

Assistant Coaches
 Billy Garrett (Indianapolis '91)
 Renard Phillips (VMI '02)

ADMINISTRATION

President
 Rev. Dennis H. Holtschneider, C.M.

Director of Athletics
 Jean Lenti Ponsetto
 Athletics Phone: (773) 325-7504

Director of Athletic Communications
 Greg Greenwell
 Office Phone: (773) 325-7546
 Cell Phone: (773) 343-3722
 Email: ggreenwe@depaul.edu

2014-15 SCHEDULE

NOVEMBER

14	Illinois-Chicago (FS2) ^{MA}	10:00
18	Drake (FS1).....	9:00
26	Lehigh (FS1).....	9:00
30	Stanford (FS1).....	2:30

DECEMBER

2	Northern Illinois (FS1).....	9:00
4	at Chicago State.....	8:00
7	Milwaukee (FS1).....	2:00
11	at George Washington.....	7:00
14	Illinois State (FS1).....	4:00
18	at Oregon State.....	TBD

Diamond Head Classic

22	Colorado (ESPNU).....	4:30
23	Geo. Washington/Ohio (ESPNU).....	TBD
25	TBD.....	TBD
31	MARQUETTE (FS1).....	5:00

JANUARY

3	XAVIER (FS1).....	2:00
7	at CREIGHTON (FS1).....	9:00
10	at VILLANOVA (CBSSN).....	4:00
13	GEORGETOWN (FS1).....	9:00
18	ST. JOHN'S (FS1).....	2:30
22	at SETON HALL (FS1).....	7:00
24	at XAVIER (FS1).....	Noon
27	at PROVIDENCE (FS1).....	9:00
31	VILLANOVA (FS1).....	2:00

FEBRUARY

3	SETON HALL (FS1).....	9:00
7	at BUTLER (FS1).....	3:30
11	at ST. JOHN'S (CBSSN).....	9:00
18	PROVIDENCE (CBSSN).....	9:00
21	at GEORGETOWN (CBSSN).....	8:00
24	CREIGHTON (FS1).....	9:00
28	BUTLER (FS1).....	2:00

MARCH

7	at MARQUETTE (FS1).....	2:00
---	-------------------------	------

^{MA} McGrath Phillips Arena
 All times are Eastern.

BLUE DEMONS PREVIEW

The Big Picture

The Blue Demons salvaged some satisfaction from a disappointing regular season when they knocked off Georgetown in the first round of the BIG EAST Tournament and there is some strong cause for optimism this year. Guard Billy Garrett, Jr. and center Tommy Hamilton IV both enjoyed successful freshmen seasons and can be the nucleus for coach Oliver Purnell moving forward. The Blue Demons have some experienced reserves, a promising transfer and a few newcomers to help lift DePaul in the standings.

Who's Back

Sophomore guard Billy Garrett, Jr. was the BIG EAST Rookie of the Year. He led all BIG EAST freshmen with a 12.4 scoring average and 90 assists. Hamilton IV impressed as a 6-11 freshman center, averaging 7.7 points and 4.8 rebounds. Both players made the BIG EAST All-Rookie Team. Reserve guards Durrell McDonald (5.4 ppg), and R.J. Curington (4.9 ppg) were in the rotation last year. Forwards Forrest Robinson (3.7 ppg) Greg Sequele (1.4 ppg, 1.7 rpg) both averaged double-figure minutes off the bench. DePaul hopes senior swingman Jamee Crockett (3.9 ppg) can bounce back from two injury-plagued seasons.

Who's Gone

Guard Brandon Young was a four-year contributor who finished his Blue Demon career among the top eight in school history in scoring, field goals, 3-pointers, free throws, steals and assists. Forward Cleveland Melvin was the team's leading scorer at 16.7 ppg, but he was suspended from the team after 20 games and did not return. Sandi Marcus averaged 4.8 points and 4.6 assists at center.

Storylines

Purnell may be able to return to the pressing style he prefers with the influx of athletic newcomers. Illinois transfer Myke Henry, a 6-6 junior, is expected to contribute immediately at small forward. Three junior college transfers should have opportunities to make the rotation. Aaron Simpson is a high-scoring point guard. Six-eight forward Rashaun Stimage should have a strong chance to be a regular. Six-five Darrick Wood is a candidate at shooting guard or small forward.



HEAD COACH OLIVER PURNELL

Hired at DePaul: April 6, 2010

Coaching File: Head coach, Clemson, 2003-10; Head coach, Dayton, 1994-2003; Head coach, Old Dominion, 1991-94; Head coach, Radford, 1988-91; Assistant coach, Old Dominion, 1975-85; Assistant coach, Maryland, 1985-88;

Highlights: 2010 NCAA; 2009 NCAA; 2008 NCAA; 2007 NIT runner-up; 2006 NIT second round; 2005 NIT; 2003 NCAA;

2002 NIT second round; 2001 NIT third round; 2000 NCAA; 1998 NIT second round; 1994 NIT second round; 1993 NIT second round; 1992 NCAA; One of only seven active coaches to have 20-win seasons for four different schools; Was an assistant coach under Larry Brown on the USA Olympic Team in 2004 that won the silver medal. Was head coach of the 1999 USA team that won the gold medal in the World University Games; In 10 years of working with USA Basketball, his teams were 45-4 and won five gold medals; 1997-98 Atlantic 10 Coach of the Year; 1992-93 CAA Coach of the Year while at Old Dominion; 1990-91 BIG EAST Coach of the Year while at Radford.

Collegiate File: Was a three-year starter at Old Dominion and was a senior co-captain of the 1975 team that won the Division II national championship and received the school's outstanding scholar-athlete award. Finished his career with 1,090 points and 476 assists. Was a sixth-round draft choice of the Milwaukee Bucks in the 1975 NBA draft. In 2006, he was named to Old Dominion's all-time team.

Education: B.S., Health and Physical Education, Old Dominion University (1975); M.A. Physical Education Administration, Old Dominion (1978)

Personal: A native of Berlin, Md.; Birthdate 5-19-53; he and his wife Vicky have two daughters, Vicky and Olivia.

PURNELL'S RECORD

Career Record (25 years).....	436-364 (.545)
DePaul Record (four years).....	42-85 (.331)
Clemson Record seven years).....	138-88 (.611)
Dayton Record (nine years).....	155-116 (.572)
Old Dominion Record (three years).....	57-33 (.633)
Radford Record (three years).....	44-42 (.512)
BIG EAST Regular Season Record (four years).....	9-63 (.125)
BIG EAST Tournament Record (four years).....	1-4 (.200)
BIG EAST Overall Record (four years).....	10-67 (.130)

NCAA Record (six appearances).....	0-6 (.000)
NIT Record (eight appearances).....	9-8 (.529)

BIG EAST CHAMPIONSHIP RESULTS (2006-14)

vs.	Won	Lost	vs.	Won	Lost
Cincinnati	1	0	Providence	0	1
Connecticut	0	2	Rutgers	0	1
Creighton	0	1	St. John's	0	0
DePaul	0	0	Seton Hall	0	0
Georgetown	1	0	USF	0	1
Louisville	0	0	Syracuse	0	0
Marquette	0	0	Villanova	0	1
Notre Dame	0	0	West Virginia	0	0
Pittsburgh	0	0	Total	2	7

YEAR-BY-YEAR

	Overall	Conference	Conf. Tourn.	Postseason	
1988-89	Radford	15-13	5-7/6th	0-1	
1989-90	Radford	7-22	3-9/7th	1-1	
1990-91	Radford	22-7	12-2/2nd	0-1	
1991-92	Old Dominion	15-15	8-6//T3rd	3-0/1st	NCAA 0-1
1992-93	Old Dominion	21-8	11-3/T1st	0-1	NIT 1-1
1993-94	Old Dominion	21-10	10-4/T1st	2-1/2nd	NIT 1-1
1994-95	Dayton	7-20	0-12/7th	0-1	
1995-96	Dayton	15-14	6-10/4th	0-1	
1996-97	Dayton	13-14	6-10/4th	0-1	
1997-98	Dayton	21-12	11-5/T1st	1-1	NIT 1-1
1998-99	Dayton	11-17	5-11/5th	1-1	
1999-00	Dayton	22-9	11-5/1st	1-1	NCAA 0-1
2000-01	Dayton	21-13	9-7/T5th	1-1	NIT 2-1
2001-02	Dayton	21-11	10-6/3rd	2-1	NIT 1-1
2002-03	Dayton	24-6	14-2/1st	3-0/1st	NCAA 0-1
2003-04	Clemson	10-18	3-13/9th	0-1	
2004-05	Clemson	16-16	5-11/9th	1-1	NIT 0-1
2005-06	Clemson	19-13	7-9/T7th	0-1	NIT 1-1
2006-07	Clemson	25-11	7-9/T8th	0-1	NIT 4-1/2nd
2007-08	Clemson	24-10	10-6/3rd	2-1/2nd	NCAA 0-1
2008-09	Clemson	23-9	9-7/T5th	0-1	NCAA 0-1
2009-10	Clemson	21-11	9-7/T5th	0-1	NCAA 0-1
2010-11	DePaul	7-23	1-17/16th	0-1	
2011-12	DePaul	12-19	3-15/16th	0-1	
2012-13	DePaul	11-21	2-16/16th	0-1	
2013-14	DePaul	12-21	3-15/10th	1-1	

REGULAR SEASON GAMES

Home Record: 19-60
Best Home Record: 6-2 in 2006-07
Worst Home Record: 0-9 in 2008-09
Most Consecutive Home Wins: 5 in 2006-07
Most Consecutive Home Losses: 15, 2008-09 through 2009-10 and 2009-10 through 2010-11
Road Record: 11-68
Best Road Record: 3-5 in 2006-07
Worst Road Record: 0-9 in 2008-09 and 2009-10
Most Consecutive Road Wins: 2 in 2005-06
Most Consecutive Road Losses: 19 over 2007-08 and 2009-10
Longest Winning Streak: 3 games in 2006-07
Longest Losing Streak: 30, 2007-08 through 2010-11

BIG EAST REGULAR SEASON RESULTS

Year	Won-Lost	Home	Away	Finish	Championship Seed
2005-06	5-11	3-5	2-6	T-13th	DNQ
2006-07	9-7	6-2	3-5	T-7th	#8
2007-08	6-12	4-5	2-7	T-12th	DNQ
2008-09	0-18	0-9	0-9	16th	#16
2009-10	1-17	1-8	0-9	16th	#16
2010-11	1-17	0-9	1-8	16th	#16
2011-12	3-15	2-7	1-8	16th	#16
2012-13	2-16	1-8	1-8	16th	#14
2013-14	3-15	2-7	1-8	10th	#10

2013-14 RESULTS (12-21, 3-15 BIG EAST)

(HOME: 8-8/AWAY: 3-10/NEUTRAL: 1-3)

			Attendance	High Scorer/Rebounder
NOVEMBER				
9	Grambling State	W, 96-58	3,254	Melvin 17/Hamilton IV 11
CBE Hall of Fame Classic				
13	Southern Mississippi	L, 75-68	5,840	Young 23/Young 6
16	Wright State	W, 81-72	6,162	Melvin 23/Melvin 13
19	at Milwaukee	W, 80-71	3,186	Melvin 20/Melvin 9
25	vs. Wichita State	L, 90-72	7,682	Young 16/Two with 5
26	vs. Texas	L, 77-59	8,324	Melvin 15/Hamilton IV 7
DECEMBER				
1	Oregon State	W, 93-81	6,765	Melvin 23/Melvin 7
6	Arizona State	L, 78-56	6,888	Garrett, Jr./Melvin 9
12	Florida Atlantic	W, 81-70	5,564	Two with 19/Marcus 12
15	Chicago State	W, 77-70 (ot)	6,627	Melvin 18/Melvin 11
18	Houston Baptist	W, 78-58	5,101	Melvin 28/Melvin 12
22	at Illinois State	L, 69-64	5,345	Garrett, Jr. 18/Marcus 11
27	at Northwestern	W, 57-56	6,819	Marcus 12/Young 7
31	at GEORGETOWN	L, 61-54	7,823	Garrett, Jr. 17/Marcus 6
JANUARY				
4	at MARQUETTE	L, 66-56	15,194	Melvin 22/Marcus 4
7	CREIGHTON	L, 81-62	7,104	Young 24/Melvin 6
9	at BUTLER	W, 99-94 (2ot)	6,163	Melvin 30/Hamilton IV 12
14	ST. JOHN'S	W, 77-75	6,102	Garrett, Jr. 21/Melvin 7
18	at VILLANOVA	L, 88-62	6,500	Young 13/Melvin 4
20	XAVIER	L, 74-64	6,531	Melvin 25/McKinney 6
25	at SETON HALL	L, 86-69	8,307	Young 23/Two with 7
FEBRUARY				
1	PROVIDENCE	L, 77-72	7,139	Curington 22/Hamilton IV 8
3	GEORGETOWN	L, 71-59	6,339	Young 15/Hamilton IV 10
7	at CREIGHTON	L, 78-66	18,323	Young 16/Young 7
12	VILLANOVA	L, 87-62	7,387	Young 27/Marcus 7
15	at PROVIDENCE	L, 84-61	12,069	Young 18/Two with 6
19	at XAVIER	L, 83-64	9,752	Garrett, Jr. 17/Marcus 8
22	MARQUETTE	L, 94-92 (ot)	9,342	Young 29/Hamilton IV 9
25	SETON HALL	W, 65-60	5,827	Young 19/Marcus 9
MARCH				
2	at ST. JOHN'S – MSG	L, 72-64	10,670	Young 23/Robinson 5
6	BUTLER	L, 79-46	6,206	Young 24/Garrerr, Jr. 6
12	vs. GEORGETOWN* – BIG EAST Tour.	W, 60-56	13,117	Garrett, Jr. 17/Three with 5
13	vs. CREIGHTON* – BIG EAST Tour.	L, 84-62	13,807	Young 22/Young 8

* Madison Square Garden, New York, N.Y.

CAREER LEADERS

Points	Total-Avg.
Mark Aguirre, 1978-81	2182-24.5
David Booth, 1988-92	1933-15.5
Brandon Young, 2010-14	1899-15.1
Dave Corzine, 1974-78	1896-17.0
George Mikan, 1942-46	1870-19.1
Tom Kleinschmidt, 1991-95	1837-16.3
Cleveland Melvin, 2010-14	1792-16.3
Stephen Howard, 1988-92	1691-12.7
Dallas Comegys, 1983-87	1613-13.7
Terry Davis, 1989-93	1534-12.5

Rebounds	Total-Avg.
Dave Corzine, 1974-78	1151-10.4
M.C. Thompson, 1960-63	972-13.7
Tyrone Corbin, 1981-85	893-7.4
Ken Warzynski, 1967-70	890-11.6
Stephen Howard, 1988-92	883-7.0
Errol Palmer, 1964-67	874-11.7
Terry Cummings, 1979-82	857-10.0
Andre Brown, 2000-04	855-8.0
Stanley Brundy, 1985-89	835-7.5
Curtis Watkins, 1975-79	810-7.0

Assists	Total
Kenny Patterson, 1981-85	669
Clyde Bradshaw, 1977-81	606
Rod Strickland, 1985-88	557
Terence Greene, 1985-89	449
Rashon Burno, 1998-02	439
Brandon Young, 2010-	408
Sammy Mejia, 2003-07	396
Tom Kleinschmidt, 1991-95	386
Gary Garland, 1975-79	385
Cliff Clinkscales, 2004-08	373

Steals	Total
Kenny Patterson, 1981-85	280
Rod Strickland, 1985-88	204
Rashon Burno, 1998-02	201
Brandon Young, 2010-14	188
Stanley Brundy, 1985-89	167
David Booth, 1988-92	165
Willie Coleman, 1997-98	152
Jeremiah Kelly, 2008-12	152
Will Walker, 2006-10	152
Peter Patton, 1992-96	149

Blocked Shots	Total
Dallas Comegys, 1983-87	297
George Mikan, 1942-46	154
Cleveland Melvin, 2010-14	131
Steve Hunter, 1999-01	128
Jeff Stern, 1990-92	121
Stanley Brundy, 1985-89	118
David Booth, 1988-92	113
Walter Downing, 1981-83	105
Cleveland Melvin, 2010-	100
Bryant Bowden, 1992-96	100



Jabril Trawick, Georgetown



QUICK FACTS

Location: Washington, D.C.
Enrollment: 6,806
Founded: 1789
Nickname: Hoyas
Colors: Blue and Gray
Home Court: Verizon Center (20,600)

COACHING STAFF

Head Coach
 John Thompson III (Princeton '88)
 Office Phone: (202) 687-2374

Assistant Coaches
 Tavaras Hardy (Northwestern '02)
 Kevin Sutton (James Madison '88)
 Kevin Broadus (Bowie State '90)

ADMINISTRATION

President
 John J. DeGioia, Ph.D.

Director of Athletics
 Lee Reed
 Athletics Phone: (202) 687-2435

Assistant Athletic Director /Communications
 Mex Carey
 Office Phone: (202) 687-2475
 Home Phone: (917) 576-7445
 Email: mbc32@georgetown.edu

2014-15 SCHEDULE

NOVEMBER
 15 St. Francis, N.Y. (FSN) Noon
 18 Texas A&M-CC (FS2) 7:00
 22 Robert Morris (FS2) Noon

Battle4Atlantis
 26 vs. Florida 9:30
 27 vs. Wisconsin/UAB TBD
 28 vs. TBD TBD

DECEMBER
 7 Towson (FS1) Noon
 10 Kansas (FS1) 7:00
 13 Radford (FS1) Noon
 20 Charlotte (FSN) Noon
 27 vs. Indiana^{MSG} (ESPN2) Noon
 31 at Xavier (FS1) 10:00

JANUARY
 3 CREIGHTON (FS1) 4:30
 6 MARQUETTE (FS1) 7:00
 10 at PROVIDENCE (FS1) Noon
 13 at DE PAUL (FS1) 9:00
 17 BUTLER (FS1) 5:00
 19 VILLANOVA (FS1) 9:00
 24 at MARQUETTE (FS1) 2:30
 27 XAVIER (FS1) 7:00
 31 at CREIGHTON (CBSSN) 2:00

FEBRUARY
 4 PROVIDENCE (CBSSN) 9:00
 7 at VILLANOVA^{WF} (FOX) 2:00
 10 at SETON HALL (FS1) 7:00
 17 ST. JOHN'S (FS1) 7:00
 21 DE PAUL (CBSSN) 8:00
 28 at ST. JOHN'S (CBS) Noon

MARCH
 3 at BUTLER (FS1) 7:00
 7 SETON HALL (FS1) Noon

^{MSG} Madison Square Garden; ^{WF} Wells Fargo Arena
 All times are Eastern.

HOYAS PREVIEW

The Big Picture

Last year, the Hoyas finished 18-15 overall, 8-10 in the BIG EAST and made it to the second round of the NIT. The Hoyas have lost two starters, All-BIG EAST First Team guard Markel Starks and forward Nate Lubick to graduation. But Starks' backcourt partner D'Vauntes Smith-Rivera, one of the BIG EAST's top scorers, is back along with 6-10 center Joshua Smith, starting forward Mikael Hopkins and veteran guard Jabril Trawick. Smith and Trawick did not play full seasons and were sorely missed. Georgetown has made seven NCAA trips and gained three NIT bids in 10 seasons under coach John Thompson III.

Who's Back

Smith-Rivera finished third in the BIG EAST in scoring last year with a 17.6 average. He led the league in free throw shooting, making 87.3 percent. Smith was sidelined after 13 games due to academic reasons. He averaged 11.5 points and 3.4 rebounds, but played only two conference games. Hopkins averaged 6.0 points, 4.9 rebounds and while blocking 50 shots. Guard Jabril Trawick, who missed five conference games with a wrist injury, is back after averaging 9.1 points. He is a top-notch defender. Forward Reggie Cameron showed some promise as a freshman, making 12 starts and averaging 3.8 points.

Who's Gone

Starks will be missed for his leadership and his averages of 17.3 points and 4.1 assists. Lubick's value was greater than his averages of 5.1 points and 5.4 rebounds. He always seemed to make the smart play. Aaron Bowen (6.0 ppg, 3.7 rpg) and Moses Ayegba (1.9 ppg, 2.8 rpg) were frontcourt reserves.

Storylines

The return of Smith is significant up front. Smith-Rivera and Trawick are backcourt veterans who can help mentor some of the freshmen. There is probably more available playing time to be had in the frontcourt this year where Smith, Hopkins and Cameron will be. Six-eight Paul White and 6-9 Isaac Copeland may have opportunities to contribute right away along with 6-5 forward L.J. Peak and 6-9 Trey Mourning. Tre Campbell is a point guard candidate.



HEAD COACH
JOHN THOMPSON III
 Hired at Georgetown: April 20, 2004

Coaching File: Head coach, Princeton (2000-04). Led team to three Ivy League titles. Assistant coach, Princeton (1995-2000). Team made postseason play each season and was ranked in the top 10 in 1997-98.

Highlights: 2014 NIT (second round); 2013 NCAA; 2013 BIG EAST Coach of the Year; 2012 NCAA (second round);

2011 NCAA; 2010 NCAA; 2009 NIT; 2008 NCAA (second round); 2008 BIG EAST regular-season champions; 2007 NCAA Final Four; 2007 BIG EAST Championship and regular-season champions; 2006 NCAA Sweet 16; 2005 NIT quarterfinals; While at Princeton, 2004 NCAA Tournament; 2002 NIT; 2001 NCAA Tournament

Collegiate File: A forward at Princeton, he still ranks third on the school's all-time assist list with 358. He was a team co-captain as a senior. Played for Hall of Fame coach Pete Carril.

Education: B.S. in Politics, Princeton, 1988.

Personal: Native of Washington, D.C. Birthdate: 12-4-61. He and his wife Monica have three children, Morgan (15), John (11) and Matthew (9). His father, John Thompson, Jr., coached Georgetown to a 231-123 record and the 1984 NCAA Championship over 20 seasons.

THOMPSON'S RECORD

Career Record (14 years)	295-146 (.669)
Georgetown Record (10 years)	227-104 (.686)
Princeton Record (four years)	68-42 (.618)
BIG EAST Regular Season Record (10 years)	107-67 (.615)
BIG EAST Tournament Record (10 years)	13-9 (.591)
BIG EAST Overall Record (nine years)	120-76 (.612)
NCAA Record (nine appearances)	8-9 (.471)
NIT Record (four appearances)	3-4 (.429)

YEAR-BY-YEAR

	Overall	Conference	Conf. Tourn.	Postseason
2000-01 Princeton	16-11	11-3/1st	NA	0-1 NCAA
2001-02 Princeton	16-12	11-3/T1st	NA	0-1 NIT
2002-03 Princeton	16-11	10-4/3rd	NA	
2003-04 Princeton	20-8	13-1/1st	NA	0-1 NCAA
2004-05 Georgetown	19-13	8-8/Tie 7th	1-1	2-1 NIT
2005-06 Georgetown	23-10	10-6/Tie 4th	2-1	2-1 NCAA
2006-07 Georgetown	30-7	13-3/1st	3-0/1st	4-1 NCAA/Final 4
2007-08 Georgetown	28-6	15-3/1st	2-1/2nd	1-1 NCAA
2008-09 Georgetown	16-15	7-11/T12th	0-1	0-1 NIT
2009-10 Georgetown	23-11	10-8/T7th	3-1/2nd	0-1 NCAA
2010-11 Georgetown	21-11	10-8/8th	0-1	0-1 NCAA
2011-12 Georgetown	24-9	12-6/T4th	1-1	1-1 NCAA
2012-13 Georgetown	25-7	14-4/T1st	1-1	0-1 NCAA
2013-14 Georgetown	18-15	8-10/7th	0-1	1-1 NIT

REGULAR SEASON GAMES

Home Record: 208-80
 Best Home Record: 9-0 in 1995-96 and 2007-08
 Worst Home Record: 3-6 in 1998-99, 3-5 in 2002-03 and 2003-04
 Most Consecutive Home Wins: 16 over 1987-88/88-89/89-90 seasons
 Most Consecutive Home Losses: 3 in 1998-99, 2008-09 & 2013-14
 Road Record: 138-150
 Best Road Record: 8-0 in 1983-84
 Worst Road Record: 1-8 in 1997-98, 1-7 in 2004-05
 Most Consecutive Road Wins: 11 over 1983-84/84-85 seasons
 Most Consecutive Road Losses: 6 in 1992-93 and 1997-98
 Longest Winning Streak: 10 games over 1983-84/84-85 seasons
 Longest Winning Streak (single season): 9 games in 1983-84
 Longest Losing Streak: 5 games in 1992-93, 2002-03, 2004-05

BIG EAST REGULAR SEASON RESULTS

Year	Won-Lost	Home	Away	Finish	Championship Seed
1979-80	5-1	2-1	3-0	1st (3 tied)	#3
1980-81	9-5	6-1	3-4	2nd	#2
1981-82	10-4	6-1	4-3	2nd	#2
1982-83	11-5	7-1	4-4	4th	#4
1983-84	14-2	6-2	8-0	1st	#1
1984-85	14-2	7-1	7-1	2nd	#2
1985-86	11-5	7-1	4-4	3rd	#3
1986-87	12-4	7-1	5-3	1st (3 tied)	#1
1987-88	9-7	7-1	2-6	3rd (tie)	#3
1988-89	13-3	8-0	5-3	1st	#1
1989-90	11-5	6-2	5-3	3rd	#3
1990-91	8-8	6-2	2-6	6th	#6
1991-92	12-6	6-3	6-3	1st (tie)	#2
1992-93	8-10	6-3	2-7	8th	#8
1993-94	10-8	7-2	3-6	4th (tie)	#6
1994-95	11-7	7-2	4-5	4th	#4
1995-96	13-5	9-0	4-5	1st, BE 7	#2
1996-97	11-7	6-3	5-4	1st, BE 7	#2
1997-98	6-12	5-4	1-8	5th (tie), BE 7	#13
1998-99	6-12	3-6	3-6	10th	#10
1999-00	6-10	4-4	2-6	8th (tie)	#9
2000-01	10-6	5-3	5-3	2nd (tie), West	#2 West
2001-02	9-7	4-4	5-3	3rd (tie), West	#3 West
2002-03	6-10	3-5	3-5	5th, West	#5 West
2003-04	4-12	3-5	1-7	12th (tie)	#12
2004-05	8-8	5-3	3-5	7th (tie)	#7
2005-06	10-6	7-1	3-5	5th (tie)	#5
2006-07	13-3	7-1	6-2	1st	#1
2007-08	15-3	9-0	6-3	1st	#1
2008-09	7-11	4-5	3-6	11th (tie)	#12
2009-10	10-8	6-3	4-5	7th (tie)	#8
2010-11	10-8	5-4	5-4	8th	#8
2011-12	12-6	8-1	4-5	4th (tie)	#5
2012-13	14-4	8-1	6-3	1st (tie)	#1
2013-14	8-10	6-3	2-7	7th	#7

2013-14 RESULTS (18-15, 8-10 BIG EAST)

(HOME: 13-3/AWAY: 2-9/NEUTRAL: 3-3)

			Attendance	High Scorer/Rebounder
NOVEMBER				
8	vs. Oregon&	L, 82-75	2,100	Smith-Rivera 25/Two with 6
13	Wright State	W, 88-70	7,350	Smith-Rivera 25/Lubick 8
Puerto Rico Tip-Off				
21	vs. Northeastern	L, 63-56	4,952	Smith-Rivera 14/Two with 6
22	vs. Kansas State	W, 90-63	5,835	Smith-Rivera 25/Hopkins 6
24	vs. VCU	W, 84-80	7,642	Smith-Rivera 26/Lubick 7
30	Lipscomb	W, 70-49	8,165	Smith-Rivera 17/Two with 8
DECEMBER				
5	High Point	W, 80-45	4,676	Starks 18/Ayegba 8
7	Colgate	W, 61-55	7,966	Smith 14/Hopkins 8
17	Elon	W, 85-76	7,586	Starks 21, Smith-Rivera 7
21	at Kansas	L, 86-64	16,300	Starks 19/Hopkins 6
28	Florida International	W, 92-57	7,824	Three with 15/Two with 6
31	DE PAUL	W, 61-54	7,823	Starks 21/Lubick 7
JANUARY				
4	ST. JOHN'S	W, 77-60	10,164	Smith-Rivera 31/Two with 6
8	at PROVIDENCE	L, 70-52	9,187	Smith-Rivera 19/Lubick 9
11	at BUTLER	W, 70-67 (ot)	9,640	Smith-Rivera 18/Ayegba 8
15	at XAVIER	L, 80-67	10,250	Starks 19/Starks 5
18	SETON HALL	L, 67-57	9,786	Smith-Rivera 14/Hopkins 15
20	MARQUETTE	L, 80-72 (ot)	9,014	Starks 28/Hopkins 11
25	at CREIGHTON	L, 76-63	18,859	Starks 21/Lubick 10
27	VILLANOVA	L, 65-60	11,204	Starks 20/Two with 5
FEBRUARY				
1	vs. Michigan State – MSG	W, 64-60	12,561	Starks 16/Smith-Rivera 8
3	at DE PAUL	W, 71-59	6,339	Starks 26/Lubick 10
8	BUTLER	W, 71-63	13,011	Starks 19/Lubick 9
10	PROVIDENCE	W, 83-71	8,063	Smith-Rivera 22, Starks 14
16	at ST. JOHN'S – MSG	L, 82-60	10,340	Smith-Rivera 15/Lubick 6
20	at SETON HALL	L, 82-67	6,590	Smith-Rivera 20/Two with 6
22	XAVIER	W, 74-52	11,854	Starks 22/Lubick 7
27	at MARQUETTE	L, 74-72	14,874	Starks 24/Trawick 6
MARCH				
4	CREIGHTON	W, 75-63	12,105	Two with 17/Smith-Rivera 12
8	at VILLANOVA – WF	L, 77-59	18,828	Starks 20/Smith-Rivera 5
12	vs. DE PAUL* – BIG EAST Tour.	L, 60-56	13,177	Smith-Rivera 21/Bowen 9
18	West Virginia* (NIT)	W, 77-65	2,133	Smith-Rivera 32/Smith-Rivera 10
24	at Florida State (NIT)	L, 101-90	3,541	Starks 27/Ayegba 6

& Seoul, South Korea

* Madison Square Garden, New York, N.Y.

% McDonough Arena

BIG EAST CHAMPIONSHIP RESULTS (1980-2014)

vs.	Won	Lost	vs.	Won	Lost	vs.	Won	Lost
Boston College	3	2	Notre Dame	2	0	Syracuse	7	7
Cincinnati	1	1	Pittsburgh	4	1	USF	1	0
Connecticut	2	6	Providence	7	1	Villanova	5	0
DePaul	0	1	Rutgers	0	1	Virginia Tech	0	0
Marquette	2	0	St. John's	5	1	West Virginia	2	1
Miami	6	2	Seton Hall	4	4	Total	51	28

CAREER LEADERS

Points	Total-Avg.
Eric Floyd, 1978-82	2304-17.7
Patrick Ewing, 1981-85	2184-15.3
Reggie Williams, 1983-87	2117-15.3
Alonzo Mourning, 1988-92	2001-16.7
Othella Harrington, 1992-96	1839-13.9
David Wingate, 1982-86	1781-12.8
Austin Freeman, 2007-11	1761-13.6
Mike Sweetney, 2000-03	1750-18.2
Kevin Braswell, 1998-02	1735-13.5
Derrick Jackson, 1974-78	1673-15.3

Rebounds	Total-Avg.
Patrick Ewing, 1981-85	1316-9.2
Merlin Wilson, 1972-76	1230-11.4
Alonzo Mourning, 1988-92	1032-8.6
Othella Harrington, 1992-96	983-7.4
Mike Sweetney, 2000-03	887-9.2
Reggie Williams, 1983-87	886-6.4
Mike Laughna, 1969-72	833-10.8
Dikembe Mutombo, 1988-91	823-8.6
Roy Hibbert, 2004-08	808-5.9
Bill Martin, 1981-85	740-5.2

Assists	Total
Kevin Braswell, 1998-02	695
Joey Brown, 1990-94	677
Michael Jackson, 1982-86	671
John Duren, 1976-80	583
Dwayne Bryant, 1986-90	527
Chris Wright, 2007-11	442
Jim Brown, 1963-66	408
Fred Brown, 1980-84	390
Jonathan Wallace, 2004-08	378
David Wingate, 1982-86	364

Steals	Total
Kevin Braswell, 1998-02	349
Eric Floyd, 1978-82	253
Joey Brown, 1990-94	236
Allen Iverson, 1994-96	213
David Wingate, 1982-86	209
Reggie Williams, 1983-87	206
Fred Brown, 1980-84	199
Gene Smith, 1980-84	191
Dwayne Bryant, 1986-90	187
John Duren, 1976-80	184

Blocked Shots	Total
Patrick Ewing, 1981-85	493
Alonzo Mourning, 1988-92	453
Dikembe Mutombo, 1988-91	354
Roy Hibbert, 2004-08	259
Ruben Boumtje Boumtje, 1997-01	255
Othella Harrington, 1992-96	201
Mike Sweetney, 2000-03	180
Jahidi White, 1994-98	152
Jameel Watkins, 1996-00	150



Derrick Wilson, Marquette

QUICK FACTS

Location: Milwaukee, WI
Enrollment: 12,000
Founded: 1881
Nickname: Golden Eagles
Colors: Blue and Gold
Home Court: BMO Harris Bradley Center (18,600)

COACHING STAFF

Head Coach
 Steve Wojciechowski (Duke '98)
 Office Phone: (414) 288-7130

Assistant Coaches
 Chris Carrawell (Duke '00)
 Brett Nelson (Florida '04)
 Mark Phelps (Old Dominion '96)

ADMINISTRATION

President
 Dr. Michael R. Lovell

Vice President/Director of Athletics
 Bill Scholl
 Athletics Phone: (414) 288-5885

Associate AD/Media Relations
 Scott Kuykendall
 Office Phone: (414) 288-4794
 Cell Phone: (414) 807-3490
 Email: scott.kuykendall@marquette.edu

2014-15 SCHEDULE

NOVEMBER

14	Tennessee-Martin (FSN)	9:30
18	at Ohio State (ESPN2)	7:30
22	Nebraska-Omaha (FS2)	2:30
24	NJIT (FS1)	9:00

Orlando Classic

27	Georgia Tech (ESPN2)	8:30
28	Michigan St./Rider (ESPN2/U)	TBD
30	TBD	TBD

DECEMBER

6	Wisconsin (CBS)	12:30
16	Arizona State (FS1)	9:00
19	Alabama State ^{AMC} (FS1)	9:00
22	North Dakota (FS2)	9:00
28	Morgan State (FS1)	2:00
31	at DE PAUL (FS1)	5:00

JANUARY

3	PROVIDENCE (FSN)	2:00
6	at GEORGETOWN (FS1)	7:00
14	CREIGHTON (CBSSN)	9:00
17	at XAVIER (FSN)	Noon
21	at ST. JOHN'S ^{MSG} (FS1)	7:00
24	GEORGETOWN (FS1)	2:30
28	SETON HALL (FS1)	7:00
31	BUTLER (FSN)	2:00

FEBRUARY

4	at VILLANOVA ^{WF} (FS1)	7:00
7	at SETON HALL (CBSSN)	Noon
10	XAVIER (FS1)	9:00
14	at CREIGHTON (FS1)	1:00
21	VILLANOVA (FOX)	2:00
25	at BUTLER (FS1)	8:00

MARCH

1	at PROVIDENCE (FS1)	3:30
4	ST. JOHN'S (FS1)	9:00
7	DE PAUL (FS1)	2:00

^{AMC} Al McGuire Center; ^{MSG} Madison Square Garden; ^{WF} Wells Fargo Arena
 All times are Eastern.



GOLDEN EAGLES PREVIEW

The Big Picture

New coach Steve Wojciechowski takes over a Marquette program that had an eight-year streak of NCAA appearances end last year. Wojciechowski comes from Duke where he was part of two national championship teams as an assistant coach and was a standout player as well. His first Marquette team will have two returning starters and six letterwinners. New faces, which include transfers, a redshirt and some freshmen are expected to contribute immediately.

Who's Back

Senior guard Derrick Wilson is the most experienced returnee with 100 career games under his belt. Last year, he averaged 5.0 points, 4.2 assists and 3.8 rebounds. He has a career assist/turnover ratio of 2.84. Senior forward Juan Anderson averaged 3.2 points and 3.3 rebounds in 19 starts. Guard/forward Deonte Burton made the BIG EAST All-Rookie Team after averaging 6.9 points. Six-five JaJuan Johnson played 13.5 minutes per game as a freshman and averaged 4.3 points. Forward Steve Taylor, Jr. (2.5 ppg, 2.7 rpg) and guard John Dawson (2.0 ppg) both averaged 10 minutes per game.

Who's Gone

Forward Davante Gardner won the BIG EAST Sixth Man of the Year award in each of the past two seasons. Last year, he led the team in scoring with a 14.9 average. Forward Jamil Wilson averaged 11.7 points and a team-leading 5.9 rebounds. Steady center Chris Otule averaged 5.8 points and 4.3 boards. Guard Todd Mayo bypassed his senior season to pursue a pro career. He averaged 11.3 points.

Storylines

Contributions from newcomers will be necessary for a successful season. Scoring punch was sometimes lacking last year. Help can come from guard Matt Carlino, a transfer from BYU who is eligible immediately. He averaged 13.7 points last season for the Cougars and was an honorable mention pick in the Mountain West Conference. Center Luke Fischer, a 6-11 transfer from Indiana, will be eligible after the first semester. He will be the only Golden Eagle taller than 6-7. Guard Duane Wilson, a top recruit last year, missed last season with a knee injury. Sandy Cohen is a 6-6 freshman who will push to be noticed.



HEAD COACH
STEVE WOJCIECHOWSKI
 Hired at Marquette: April 1, 2014

Coaching File: Assistant/Associate head coach, Duke (1999-2014).

Highlights: During his coaching tenure at Duke, the Blue Devils won two NCAA national championships (2010, 2001) and compiled a 441-92 record. Duke played in the NCAA Tournament every season. Served as court coach and scout for the USA Basketball Men's Senior National Team (2006-12), including the

gold medal teams in the 2008 Beijing Olympics and the 2012 London Olympics.

Collegiate File: At Duke, he was named the top defensive player in the country as a senior. Was a two-time All-ACC selection and honorable mention Associated Press All-America.

Education: B.S. Duke, 1988. Major: Sociology.

Personal: Native of Severna Park, Md.; Birthdate: 8-11-76. Steve and his wife Lindsay have two sons, Jack and Charlie

WOJCIECHOWSKI'S RECORD

First Year as a Head Coach

YEAR-BY-YEAR

First Year as a Head Coach

REGULAR SEASON GAMES

Home Record: 63-16
Best Home Record: 9-0 in 2011-12 and 2012-13
Worst Home Record: 6-3 in 2009-10, 2010-11 & 2013-14
Most Consecutive Home Wins: 21 in 2011-12 through 2012-13
Most Consecutive Home Losses: 2 in 2008-09
Road Record: 37-42
Best Road Record: 5-4 in 2008-09, 2009-10, 2011-12, 2012-13
Worst Road Record: 3-6 in 2010-11 and 2013-14
Most Consecutive Road Wins: 5 in 2009-10
Most Consecutive Road Losses: 4 in 2009-10 and 2010-11
Longest Winning Streak: 9 games in 2008-09
Longest Losing Streak: 3 games in 2006-07 and 2013-14

BIG EAST REGULAR SEASON RESULTS

Year	Won-Lost	Home	Away	Finish	Championship Seed
2005-06	10-6	7-1	3-5	T-4th	#4
2006-07	10-6	6-2	4-4	T-5th	#6
2007-08	11-7	7-2	4-5	T-5th	#6
2008-09	12-6	7-2	5-4	5th	#5
2009-10	11-7	6-3	5-4	T-5th	#5
2010-11	9-9	6-3	3-6	T-9th	#11
2011-12	14-4	9-0	5-4	2nd	#2
2012-13	14-4	9-0	5-4	T-1st	#3
2013-14	9-9	6-3	3-6	6th	#6

BIG EAST CHAMPIONSHIP RESULTS (1980-2014)

vs.	Won	Lost
Cincinnati	0	0
Connecticut	0	0
DePaul	0	0
Georgetown	0	2
Louisville	0	2
Notre Dame	1	1
Pittsburgh	0	2
Providence	1	0
Rutgers	0	0
St. John's	3	0
Seton Hall	1	0
USF	0	0
Syracuse	0	0
Villanova	1	1
West Virginia	1	0
Xavier	0	1
Total	8	9

2013-14 RESULTS (17-15, 9-9 BIG EAST)

(HOME: 12-4/AWAY: 3-8/NEUTRAL: 2-3)

			Attendance	High Scorer/Rebounder
NOVEMBER				
8	Southern	W, 63-56	14,269	Gardner 25/D. Wilson 7
12	Grambling State	W, 114-71	13,372	Otule 17, Taylor, Jr. 11
16	Ohio State	L, 52-35	18,756	Mayo 11/Taylor, Jr. 9
21	New Hampshire	W, 58-53	13,522	Two with 16/Two with 5
25 at	Arizona State	L, 79-77	9,155	Gardner 20/Two with 9
Wooden Legacy				
28 vs.	Cal-State Fullerton	W, 86-66	1,966	Gardner 20/Two with 9
29 vs.	George Washington	W, 76-60		Gardner 20/Gardner 9
DECEMBER				
1 vs.	San Diego State	L, 67-59	6,007	Burton 15, Otule 9
8 at	Wisconsin	L, 60-54	17,249	J. Wilson 22/Otule 9
14	IUPUI	W, 86-50	13,972	Gardner 20/Gardner 11
17	Ball State	W, 91-53	13,668	Otule 14/Three with 6
21 vs.	New Mexico	L, 75-68		Thomas 17/Anderson 6
28	Samford	W, 71-48	14,668	Johnson 14/D. Wilson 9
31 at	CREIGHTON	L, 67-49	18,525	Two with 10/J. Wilson 8
JANUARY				
4	DE PAUL	W, 66-56	15,194	Gardner 28/Two with 7
9 at	XAVIER	L, 86-79	9,630	Gardner 19/Gardner 4
11	SETON HALL	W, 67-66	15,581	Mayo 19/J. Wilson 11
18 at	BUTLER	L, 69-57 (ot)	10,000	Gardner 17/Gardner 10
20 at	GEORGETOWN	W, 80-72 (ot)	9,014	Gardner 20/Taylor, Jr. 8
25	VILLANOVA	L, 94-85 (ot)	16,662	Gardner 29/Gardner 13
30	PROVIDENCE	W, 61-50	15,248	Gardner 14/Two with 6
FEBRUARY				
1 at	ST. JOHN'S – MSG	L, 74-59	12,561	D.Wilson 14/Anderson 9
4	BUTLER	W, 69-62	14,479	Mayo 17/Two with 6
11 at	SETON HALL	W, 77-66	6,342	J. Wilson 25/J. Wilson 10
15	XAVIER	W, 81-72	18,644	Thomas 18/J. Wilson 5
19	CREIGHTON	L, 85-70	15,539	Mayo 13/J. Wilson 9
22 at	DE PAUL	W, 94-92 (ot)	9,342	Gardner 22/J. Wilson 9
27	GEORGETOWN	W, 74-72	14,874	Gardner 26/Three with 7
MARCH				
2 at	VILLANOVA – WF	L, 73-56	15,026	Burton 13/D. Wilson 6
4 at	PROVIDENCE	L, 81-80 (2ot)	11,469	Mayo 26/J. Wilson 14
8	ST. JOHN'S	L, 91-90 (2ot)	16,784	Gardner 21/J. Wilson 7
13 vs.	XAVIER* – BIG EAST Tour.	L, 68-65	13,807	Burton 23/J. Wilson 6

* Madison Square Garden, New York, N.Y.

CAREER LEADERS

Points	Total-Avg.
Jerel McNeal, 2005-09	1985-15.3
Lazar Hayward, 2006-10	1859-13.5
George Thompson, 1966-69	1773-20.4
Dominic James, 2005-09	1749-13.6
Butch Lee, 1974-78	1735-15.1
Travis Diener, 2001-05	1691-14.1
Brian Wardle, 1997-01	1690-14.4
Tony Smith, 1986-90	1688-14.8
Wesley Matthews, 2005-09	1673-13.2
Bo Ellis, 1973-77	1663-14.0

Rebounds	Total-Avg.
Don Kojis, 1958-61	1222-15.1
Bo Ellis, 1973-77	1085-9.1
Terry Rand, 1953-56	978-12.7
Walt Mangham, 1957-60	938-12.3
Lazar Hayward, 2006-10	910-6.6
Tom Flynn, 1963-66	771-9.9
Paul Carbins, 1963-67	768-9.7
Trevor Powell, 1987-91	765-6.8
John Glaser, 1955-58	753-10.6
Damon Key, 1990-94	739-6.39

Assists	Total
Tony Miller, 1992-95	956
Dominic James, 2005-09	632
Travis Diener, 2001-05	617
Aaron Hutchins, 1995-98	550
Lloyd Walton, 1974-76	480
Tony Smith, 1987-90	469
Jerel McNeal, 2005-09	455
Junior Cadougan, (2009-13)	435
Cordell Henry, 1999-02	430
Glenn Rivers, 1981-83	409

Steals	Total
Jerel McNeal, 2005-09	287
Michael Wilson, 1979-82	272
Mandy Johnson, 1982-85	253
Dominic James, 2005-09	238
Glenn Rivers, 1981-83	203
Tony Smith, 1987-90	190
Michael Sims, 1985-88	188
Tony Miller, 1992-95	185
Aaron Hutchins, 1995-98	165
Travis Diener, 2001-05	158
Lazar Hayward, 2006-10	158
Kerry Trotter, 1983-86	158

Blocked Shots	Total
Jim McIlavine, 1991-94	399
Amal McCaskill 1992, 94-96	175
Faisal Abraham, 1994-97	172
Chris Otule, 2008-12	145
Michael Wilson, 1979-82	119
Scott Merritt, 2000-04	113
Walter Downing, 1985-86	103
Ousmane Barro, 2004-08	100
Trevor Powell, 1988-90	93
Mike Bargaen, 1996-99	89



Tyler Harris, Providence

QUICK FACTS

Location: Providence, RI
Enrollment: 3,866
Founded: 1917
Nickname: Friars
Colors: Black, White and Silver
Home Court: Dunkin' Donuts Center (12,993)

COACHING STAFF

Head Coach
 Ed Cooley (Stonehill '94)
 Office Phone: (401) 865-2266

Associate Head Coach
 Andre LaFleur (Northeastern, 1987)
 Bob Simon (Eastern Michigan '89)

Assistant Coaches
 Brian Blaney (Roanoke '94)

ADMINISTRATION

President
 Rev. Brian J. Shanley, O.P.

Director of Athletics
 Robert Driscoll, Jr.
 Athletics Phone: (401) 865-2265

Associate AD/Communications
 Arthur Parks
 Office Phone: (401) 865-2759
 Cell Phone: (401) 378-7334
 Email: aparks@providence.edu



2014-15 SCHEDULE

NOVEMBER	
15 Albany (FS2)	7:00
Hall of Fame Classic	
17 Binghamton (FS1)	9:00
20 Navy (FS2)	7:00
22 vs. Florida State (ESPN3)	2:30
23 vs. Notre Dame (ESPN2)	2:30
DECEMBER	
5 at Boston College (ESPN3)	7:00
8 Brown (FS1)	9:00
10 Rhode Island (FS2)	7:00
13 Stony Brook (FSN)	Noon
20 Massachusetts (CBSSN)	1:00
22 vs. Miami, Fla. ^{BC} (FS1)	9:00
31 CREIGHTON (FS1)	7:30
JANUARY	
3 at MARQUETTE (FSN)	2:00
6 at BUTLER (CBSSN)	9:00
10 GEORGETOWN (FS1)	Noon
14 ST. JOHN'S (FS1)	7:00
17 at CREIGHTON (FS1)	7:30
22 XAVIER (FSN)	7:00
27 DE PAUL (FS1)	9:00
31 at ST. JOHN'S ^{MSG} (FOX)	Noon
FEBRUARY	
4 at GEORGETOWN (CBSSN)	9:00
7 at XAVIER (FS1)	1:00
11 VILLANOVA (FS1)	8:00
14 SETON HALL (FSN)	4:00
18 at DE PAUL (CBSSN)	9:00
24 at VILLANOVA (FS1)	7:00
MARCH	
1 MARQUETTE (FS1)	3:30
4 at SETON HALL (FS1)	7:00
7 BUTLER (FSN)	Noon

^{BC} Barclays Center, ^{MSG} Madison Square Garden
 All times are Eastern.

FRIARS PREVIEW

The Big Picture

Coach Ed Cooley led the Friars to the BIG EAST Tournament title last March, only the second conference crown for the Friars in league history. PC rode the production and leadership of guard Bryce Cotton and some clutch contributions from others. The Friars also made their first NCAA trip in 10 years. Cooley has to replace Cotton and two other starters, but still has three key contributors from last season and a talented point guard who missed all of last year due to injury. Add a nationally ranked recruiting class and the Friars should be a force again in the BIG EAST.

Who's Back

Forward LaDontae Henton was second in scoring last season with 14.0 points per game and first in rebounding at 7.9. He's led the Friars in rebounding all three seasons. Forward Tyler Harris and center Carson Desrosiers both enjoyed good first seasons at PC after sitting out a transfer year. Harris averaged 12.3 points and 5.1 rebounds. Desrosiers averaged 3.6 points coming off the bench and was first in blocked shots at 2.4. Kris Dunn is a sophomore guard who missed last season with a shoulder injury. A herald prep recruit, he averaged 5.7 points two seasons ago as a freshman. Senior forward Ted Bancroft is an experienced reserve.

Who's Gone

Guard Bryce Cotton was the heart and soul of last year's squad. He ranked second in the BIG EAST in scoring at 21.8 points per game and won the Dave Gavitt Trophy as the most outstanding player of The BIG EAST Tournament. He also led the nation in minutes played (39.9). Kadeem Batts was a force near the basket who averaged 12.3 points and 7.4 rebounds. He finished his career with 1,289 points and 781 rebounds. Guard Josh Fortune transferred after averaging 8.4 points.

Storylines

The Friars certainly will miss Cotton, but a healthy Dunn should give Cooley a formidable leader in the backcourt again. Henton and Harris are reliable performers and Desrosiers will be a defensive force around the basket. The Friars may be looking for some perimeter shooting. Six-seven freshman Jalen Lindsey may be able help on the outside. Redshirt freshman Rodney Bullock may be able to contribute there as well. Six-eight forward Ben Bentil and 7-2 center Patrick Chukwu will help Desrosiers up front. Kyron Cartwright and Tyree Chambers are freshmen point guard candidates.

2013-14 STATISTICS

##	Player	GP	GS	Min	Avg	TOTAL			3-PTS			REBOUNDS														
						FG	FGA	Pct	3FG	FGA	Pct	FT	FTA	Pct	Off	Def	Tot	Avg	PF	FO	A	TO	Blk	Stl	Pts	Avg
11	COTTON, Bryce	35	35	1398	39.9	230	549	.419	77	210	.367	226	265	.853	19	105	124	3.5	51	0	205	85	3	35	763	21.8
	Conference-Only	18	18	754	41.9	124	286	.434	43	104	.413	130	158	.823	9	61	70	3.9	30	0	109	47	3	14	421	23.4
23	HENTON, LaDontae	35	35	1299	37.1	168	377	.446	48	134	.358	106	142	.746	85	191	276	7.9	83	2	59	55	20	46	490	14.0
	Conference-Only	18	18	686	38.1	91	206	.442	29	84	.345	51	69	.739	41	88	129	7.2	41	1	33	30	12	19	262	14.6
10	BATTS, Kadeem	35	35	1071	30.6	147	339	.434	5	15	.333	130	175	.743	108	151	259	7.4	122	10	43	59	27	11	429	12.3
	Conference-Only	18	18	582	32.3	72	169	.426	0	4	.000	84	112	.750	61	85	146	8.1	66	6	23	31	19	7	228	12.7
25	HARRIS, Tyler	35	35	1126	32.2	136	314	.433	29	90	.322	104	124	.839	76	103	179	5.1	104	5	49	75	23	34	405	11.6
	Conference-Only	18	18	587	32.6	61	144	.424	13	45	.289	44	53	.830	35	57	92	5.1	57	3	23	44	15	19	179	9.9
04	FORTUNE, Josh	35	35	1154	33.0	101	244	.414	56	160	.350	36	47	.766	15	91	106	3.0	81	4	72	66	9	33	294	8.4
	Conference-Only	18	18	640	35.6	59	141	.418	34	92	.370	11	18	.611	8	65	73	4.1	46	3	46	41	5	20	163	9.1
03	DUNN, Kris	4	0	106	26.5	6	19	.316	0	2	.000	3	3	1.000	1	9	10	2.5	9	0	20	14	1	7	15	3.8
	Conference-Only	0	0	0	0.0	0	0	.000	0	0	.000	0	0	.000	0	0	0	0.0	0	0	0	0	0	0	0	0.0
33	DESROSIERS, Carson	34	0	676	19.9	46	102	.451	1	4	.250	31	46	.674	47	117	164	4.8	96	3	20	25	82	15	124	3.6
	Conference-Only	17	0	349	20.5	20	41	.488	0	0	.000	16	26	.615	24	53	77	4.5	53	1	10	9	38	7	56	3.3
13	KOFANE, Brice	21	0	93	4.4	7	12	.583	0	0	.000	7	14	.500	7	9	16	0.8	14	0	1	5	8	0	21	1.0
	Conference-Only	13	0	41	3.2	3	4	.750	0	0	.000	0	1	.000	1	3	4	0.3	4	0	0	2	6	0	6	0.5
12	WOODRING, Casey	7	0	10	1.4	2	4	.500	1	3	.333	0	0	.000	1	0	1	0.1	0	0	0	0	0	0	5	0.7
	Conference-Only	3	0	3	1.0	0	0	.000	0	0	.000	0	0	.000	0	0	0	0.0	0	0	0	0	0	0	0	0.0
22	BANCROFT, Ted	30	0	158	5.3	4	13	.308	1	9	.111	3	8	.375	4	16	20	0.7	24	0	3	3	0	9	12	0.4
	Conference-Only	16	0	98	6.1	4	7	.571	1	3	.333	1	4	.250	1	8	9	0.6	16	0	3	2	0	5	10	0.6
21	GOLDSBROUGH, Lee	26	0	159	6.1	2	11	.182	0	1	.000	4	7	.571	13	11	24	0.9	18	0	4	11	0	4	8	0.3
	Conference-Only	13	0	60	4.6	1	4	.250	0	0	.000	0	0	.000	1	7	8	0.6	9	0	2	4	0	1	2	0.2
TM	TEAM															55	44	99	2.8	1		8			0	
	Conference-Only															29	14	43	2.4	1		5			0	
	Total	35				849	1984	.428	218	628	.347	650	831	.782	431	847	1278	36.5	603	24	476	406	173	194	2566	73.3
	Conference-Only	18				435	1002	.434	120	332	.361	337	441	.764	210	441	651	36.2	323	14	249	215	98	92	1327	73.7
	Opponents	35				893	2017	.443	188	574	.328	469	681	.689	374	788	1162	33.2	689	-	422	383	112	200	2443	69.8
	Conference-Only	18				471	1046	.450	102	310	.329	281	391	.719	192	407	599	33.3	358	7	233	179	48	111	1325	73.6

2014-15 ROSTER

No.	Name	Pos.	Ht.	Wt.	Yr.	Hometown (High School/Previous School)
22	Ben Bancroft	G	Gr.	6-6	215	Marion, Mass. (Bishop Stang)
0	Ben Bentil	F	Fr.	6-8	230	Wilmington, Del. (St. Andrew's School)
5	Rodney Bullock	F	Fr.	6-7	215	Hampton, Va. (Kecoughtan)
14	Tyree Chambers	G	Fr.	6-2	182	Graf-Munster-Gymnasium/Bayreuth, Germany
33	Carson Desrosiers	C	Sr.	7-0	250	Windham, N.H. (Wake Forest)
3	Kris Dunn	G	So.	6-3	197	New London, Ct. (New London)
24	Kyron Cartwright	G	Fr.	5-11	180	Compton, Calif. (Compton)
13	Patrick Chukwu	C	Fr.	7-2	226	Westport, Conn. (Fairfield Prep)
25	Tyler Harris	F	Jr.	6-9	215	Dix Hills, N.Y. (N.C. State)
23	LaDontae Henton	F	Sr.	6-6	215	Lansing, Mich. (Eastern)
32	Junior Lamomba	F	So.	6-5	200	Montreal, Que. (Cleveland State)
21	Jalen Lindsey	G	Fr.	6-7	195	Murfreesboro, Tenn. (Huntington Prep, W.Va.)
34	Tom Planek	F	Fr.	6-6	195	Oak Park, Ill. (Fenwick)

2014-15 NEWCOMERS

- Ben Bentil, F, Fr., 6-8, 230**
Wilmington, Del./St. Andrew's School
 • Earned first team all-state honors as a junior and senior.
- Rodney Bullock, F, Fr., 6-7, 215**
Hampton, Va./Kecoughtan
 • Sat out the 2013-14 season.
- Kyron Cartwright, G, 5-11, 180**
Compton, Calif./Compton
 • Led Compton to a 25-8 record as a senior.
- Paschal Chukwu, C, Fr., 7-2, 226**
Westport, Conn./Fairfield Prep
 • Led Fairfield Prep to the state title game as a junior and senior.
- Jalen Lindsey, G, Fr., 6-7, 195**
Murfreesboro, Tenn./Huntington Prep (W.Va.)
 • Averaged 10.2 points, 4.2 rebounds and shot 43 percent from 3-point range as a senior.
- Junior Lomomba, G, 6-5, 200**
Montreal, Quebec/Cleveland State
 • A transfer from Cleveland State, he played 25 games in 2012-13, but was slowed by a foot injury and averaged 5.8 points.



HEAD COACH

ED COOLEY

Hired at Providence: March 22, 2011

Coaching File: Fairfield, Head coach (2007-11); Boston College, Assistant coach (1997-06); Rhode Island, Assistant coach (1996-97); Stonehill College, Assistant coach (1995-96); UMass-Dartmouth, Assistant coach (1994-95).

Highlights: 2014 NCAA; 2013 NIT quarterfinals; 2011 NIT (second round);

Collegiate File: Was a four year player at Stonehill College. Three-time captain

Education: B.A., History, Stonehill, 1994.

Personal: A native of Providence, attended Central High School and earned two Rhode Island High School player of the Year honors before attending Stonehill. He and his wife, Nurys, have one daughter Olivia, and one son, Isaiah.

COOLEY'S RECORD

Career Record (eight years).....	149-113 (.559)
Providence Record (three years).....	47-38 (.553)
Fairfield Record (five years).....	92-69 (.571)

BIG EAST Regular Season Record (three years).....	23-31 (.426)
BIG EAST Tournament Record (three years).....	3-2 (.600)
BIG EAST Overall Record (three years).....	26-33 (.441)

NCAA Record (one appearance).....	0-1 (.000)
NIT Record (two appearances).....	3-2 (.600)

YEAR-BY-YEAR

	Overall	Conference	Conf. Tourn.	Postseason
2006-07 Fairfield	13-19	10-8/T5th	0-1	
2007-08 Fairfield	14-16	11-7/T5th	0-1	
2008-09 Fairfield	17-15	9-9/T4th	1-1	
2009-10 Fairfield	23-11	13-5/2nd	2-1/2nd	
2010-11 Fairfield	25-8	15-3/1st	1-1	1-1 NIT
2011-12 Providence	15-17	4-14/15th	0-1	
2012-13 Providence	19-15	9-9/T9th	0-1	2-1 NIT
2013-14 Providence	23-12	10-8/T3rd	3-0/1st	0-1 NCAA

REGULAR SEASON GAMES

Home Record: 147-141

Best Home Record: 8-1 in 1993-94

Worst Home Record: 0-9 in 2010-11

Most Consecutive Home Wins: 8 over 1995-96 and 1996-97 seasons

Most Consecutive Home Losses: 7 over 1979-80/80-81 seasons

Road Record: 84-204

Best Road Record: 6-2 in 2003-04

Worst Road Record: 0-9 in 2010-11

Most Consecutive Road Wins: 3 in 1988-89, 1989-90 and 2000-01

Most Consecutive Road Losses: 15 over 2009-10 and 2010-11 seasons

Longest Winning Streak: 6 games in 1986-87

Longest Losing Streak: 11 games over 1979-80/80-81 seasons

Longest Losing Streak (single season): 10 games in 2009-10

BIG EAST REGULAR SEASON RESULTS

Year	Won-Lost	Home	Away	Finish	Championship Seed
1979-80	0-6	0-3	0-3	7th	#7
1980-81	3-11	2-5	1-6	8th	#8
1981-82	2-12	2-5	0-7	7th (tie)	#7
1982-83	4-12	2-6	2-6	8th	#8
1983-84	5-11	4-4	1-7	7th (tie)	#8
1984-85	3-13	2-6	1-7	8th	#8
1985-86	7-9	4-4	3-5	5th	#5
1986-87	10-6	6-2	4-4	4th (tie)	#4
1987-88	5-11	5-3	0-8	8th	#8
1988-89	7-9	4-4	3-5	5th (tie)	#6
1989-90	8-8	4-4	4-4	5th (tie)	#6
1990-91	7-9	6-2	1-7	7th (tie)	#7
1991-92	6-12	4-5	2-7	9th	#9
1992-93	9-9	6-3	3-6	4th (tie)	#5
1993-94	10-8	8-1	2-7	4th (tie)	#4
1994-95	7-11	5-4	2-7	6th (tie)	#6
1995-96	9-9	5-4	4-5	3rd, BE 7	#6
1996-97	10-8	7-2	3-6	2nd BE 7	#4
1997-98	7-11	4-5	3-6	4th, BE 7	#8
1998-99	9-9	4-5	5-4	6th (tie)	#7
1999-00	4-12	2-6	2-6	12th	#12
2000-01	11-5	6-2	5-3	2nd, East	#2 East
2001-02	6-10	5-3	1-7	6th, East	#6 East
2002-03	8-8	5-3	3-5	3rd (tie), East	#3 East
2003-04	11-5	5-3	6-2	3rd (tie)	#3
2004-05	4-12	2-6	2-6	9th	#9
2005-06	5-11	3-5	2-6	13th	(DNQ)
2006-07	8-8	6-2	2-6	10th	#10
2007-08	6-12	4-5	2-7	T-12th	#2
2008-09	10-8	6-3	4-5	T-7th	#8
2009-10	4-14	2-7	2-7	15th	#15
2010-11	4-14	4-5	0-9	14th	#14
2011-12	4-14	3-6	1-8	15th	#15
2012-13	9-9	5-4	4-5	T-9th	#9
2013-14	10-8	6-3	4-5	T3rd	#4

BIG EAST CHAMPIONSHIP RESULTS (1980-2014)

vs.	Won	Lost
Boston College	1	1
Cincinnati	0	1
Connecticut	2	2
Creighton	1	0
DePaul	1	0
Georgetown	1	7
Louisville	0	1
Marquette	0	1
Miami	0	0
Notre Dame	1	0
Pittsburgh	0	1
Rutgers	1	0
St. John's	4	2
Seton Hall	3	5
Syracuse	1	2
Villanova	1	6
Virginia Tech	0	0
West Virginia	2	3
Total	19	32

2013-14 RESULTS (23-11, 10-8 BIG EAST)

(HOME: 13-3/AWAY: 5-6/NEUTRAL: 5-2)

			Attendance	High Scorer/Rebounder
NOVEMBER				
8	Boston College	W, 82-78 (ot)	11,102	Cotton28/Henton 13
13	Brown	W, 73-69	6,891	Harris 21/Batts 11
16	Marist	W, 93-48	6,799	Cotton 28/Batts 10
18	Vermont	W, 70-49	5,021	Cotton & Henton 18/Batts 10
22	vs. Vanderbilt ¹	W, 67-60	2,275	Harris 15/Batts & Desrosiers 6
24	vs. La Salle [#]	W, 71-68	1,766	Harris 22/Harris 9
26	vs. Maryland [#]	L, 56-52	2,655	Cotton 19/Batts 9
29	Fairfield	W, 78-69	7,769	Cotton 24/Batts 8
DECEMBER				
1	vs. Kentucky*	L, 79-65	8,086	Cotton 23/Batts 8
5	at Rhode Island	W, 50-49	7,657	Cotton 15/Henton 8
17	Yale	W, 76-74	3,281	Cotton 21/Two with 6
21	Maine	W, 94-70	5,328	Two with 22/Batts 11
28	at Massachusetts	L, 69-67 (ot)	9,493	Cotton 24/Harris 9
31	SETON HALL	L, 81-80 (2ot)	9,568	Cotton 25/Harris 9
JANUARY				
5	at VILLANOVA	L, 91-61	6,500	Cotton 25/Cotton 6
8	GEORGETOWN	W, 70-52	9,187	Batts 21/Fortune 9
16	at ST. JOHN'S	W, 84-83 (2ot)	4,709	Cotton 21/Three with 9
18	CREIGHTON	W, 81-68	11,026	Cotton 23/Batts 9
21	BUTLER	W, 65-56	2,022	Cotton 18/Batts 17
25	XAVIER	W, 81-72	11,112	Cotton 25/Henton
30	at MARQUETTE	L, 61-50	15,248	Cotton 20/Henton 18
FEBRUARY				
1	at DE PAUL	W, 77-72	7,139	Cotton28/Batts 9
4	ST. JOHN'S	L, 86-76	8,798	Cotton 32/Batts 10
8	at XAVIER	L, 59-53	10,250	Fortune 17/Desrosiers 11
10	at GEORGETOWN	L, 83-71	8,063	Cotton 31/Desrosiers 9
15	DE PAUL	W, 84-61	12,069	Cotton 22/Batts 8
18	VILLANOVA	L, 82-79 (2ot)	7,002	Cotton 22/Harris 12
23	at BUTLER	W, 87-81	6,857	Cotton 28/Two with 4
28	at SETON HALL	W, 74-69	8,125	Cotton 24/Batts 11
MARCH				
4	MARQUETTE	W, 81-80 (2ot)	11,469	Cotton 25/Henton 16
8	at CREIGHTON	L, 88-73	18,868	Cotton 23/Batts 11
13	vs. ST. JOHN'S* – BIG EAST Tour.	W, 79-74	14,925	Fortune 24/Batts 12
14	vs. SETON HALL* – BIG EAST Tour.	W, 80-74	15,580	Henton 26/Henton 14
15	vs. CREIGHTON* – BIG EAST Tour.	W, 65-58	15,290	Cotton 23/Henton 13
21	vs. North Carolina – NCAA	L, 79-77	11,690	Cotton 36/Henton 11

¹ Paradise Jam,

[#] Barclay's Center, Brooklyn, N.Y.

* Madison Square Garden, New York, N.Y.

CAREER LEADERS

Points	Total-Avg.
Ryan Gomes, 2001-05	2138-18.4
Jimmy Walker, 1963-67	2045-25.2
Eric Murdock, 1987-91	2021-17.3
Bryce Cotton, 2010-14	1975-15.2
Jamel Thomas, 1995-99	1971-15.9
Marvin Barnes, 1970-74	1839-20.7
Joe Hassett, 1973-77	1828-14.7
Bruce Campbell, 1974-78	1809-14.8
Ernie DiGregorio, 1969-73	1760-20.5
Marshon Brooks, 2007-11	1629-14.4

Rebounds	Total-Avg.
Marvin Barnes, 1970-74	1592-17.9
Jim Hadnot, 1958-62	1299-15.5
John Thompson, 1960-64	1061-13.4
Geoff McDermott, 2005-09	1055-8.7
Michael Smith, 1991-94	1038-11.4
Ryan Gomes, 2001-05	1028-8.9
Bruce Campbell, 1974-78	949-7.8
Otis Thorpe, 1980-84	902-7.8
Bill Eason, 1974-78	800-6.9
LaDontae Henton, 2010-14	832-8.2
Dickey Simpkins, 1990-94	790-6.3


Assists	Total
Ernie DiGregorio, 1969-73	662
Vincent Council, 2009-13	725
Billy Donovan, 1983-87	546
Carlton Screen, 1986-90	532
Ricky Tucker, 1979-83	520
Bob Misevicius, 1974-78	490
Eric Murdock, 1987-91	487
Vinnie Ernst, 1959-63	487
Geoff McDermott, 2005-09	478
Sharaud Curry, 2005-10	462

Steals	Total
John Linehan, 1997-02	385
Eric Murdock, 1987-91	376
Carlton Screen, 1986-90	228
Harold Starks, 1982-86	207
Geoff McDermott, 2005-09	205
Corey Wright, 1996-99	181
Ryan Gomes, 2001-05	181
Joe Hassett, 1973-77	176
Michael Brown, 1992-96	174
Weyinmi Efejuku, 2005-09	171

Blocked Shots	Total
Marvin Barnes, 1970-74	333
Marcus Douthit, 2000-04	295
Bob Cooper, 1973-77	284
Herbert Hill, 2004-07	189
Steve Wright, 1984-88	184
Randall Hanke, 2004-09	155
Rich Hunger, 1977-81	144
Bilal Dixon, 2009-12	141
Bob Misevicius, 1974-78	121
Karim Shabazz, 1999-01	120



Rysheed Jordan, St. John's



QUICK FACTS

Location: Queens, NY
Enrollment: 19,047
Founded: 1870
Nickname: Red Storm
Colors: Red and White
Home Courts: Carnesecca Arena (6,008)
 Madison Square Garden (19,786)

COACHING STAFF

Head Coach
 Steve Lavin (Chapman '88)
 Office Phone: (718) 990-6225

Assistant Coaches
 Tony Chiles (Columbia '89)
 Rico Hines (UCLA '02)
 Jim Whitesell (Luther '82)

ADMINISTRATION

President
 Conrado "Bobby" Gempesaw, Ph.D.

Director of Athletics
 Chris Monasch
 Athletics Phone: (718) 990-6223

Sr. Assoc. AD/Communications
 Stephen Dombroski
 Office Phone: (718) 990-6897
 Cell Phone: (518) 928-6103
 Email: TBA

2014-15 SCHEDULE

NOVEMBER
 14 NJIT (FSN) 7:00

NIT Season Tip-Off
 17 Franklin Pierce (ESPN3) 7:30
 19 Long Island (ESPN3) 7:30
 26 Minnesota^{MSG} (ESPNU) 7:00
 28 Georgia/Gonzaga^{MSG} (ESPNU/2) 4:30/7:00

DECEMBER
 2 Niagara (FS1) 7:00
 6 at Syracuse (ESPN2) 5:15
 10 Fairleigh Dickinson (CBSSN) 8:00
 14 vs. Fordham (FSN) 1:30
 19 St. Mary's (Ca.) (FS1) 7:00
 22 Long Beach State (CBSSN) 7:30
 28 vs. Tulane^{BC} (FS1) Noon
 31 at SETON HALL (FS1) Noon

JANUARY
 3 BUTLER (CBSSN) 4:00
 6 VILLANOVA^{MSG} (FS1) 9:00
 14 at PROVIDENCE (FS1) 7:00
 18 at DE PAUL (FS1) 2:30
 21 MARQUETTE (FS1) 7:00
 25 Duke^{MSG} (FS1) 2:00
 28 at CREIGHTON (FS1) 9:00
 31 PROVIDENCE^{MSG} (FS1) Noon

FEBRUARY
 3 at BUTLER (FS1) 7:00
 7 CREIGHTON^{MSG} (FSN) Noon
 11 DE PAUL (CBSSN) 9:00
 14 at XAVIER (FOX/FS1) 3:00
 17 at GEORGETOWN (FS1) 7:00
 21 SETON HALL (FS1) 2:30
 23 XAVIER^{MSG} (FS1) 8:00
 28 GEORGETOWN^{MSG} (CBS) 7:00

MARCH
 4 at MARQUETTE (FS1) 9:00
 7 at VILLANOVA^{WF} (FOX/FS1) Noon

^{BC} Barclays Center; ^{MSG} Madison Square Garden; ^{WF} Wells Fargo Center
 All times are Eastern.

RED STORM PREVIEW

The Big Picture

Last season, the Red Storm made their second consecutive trip to the NIT while compiling a 20-13 overall mark and a 10-8 BIG EAST record. Coach Steve Lavin should have one of the league's top and deepest backcourts, which includes All-BIG EAST First Team selection D'Angelo Harrison, to go along with a couple of experienced performers up front. St. John's will be aiming for another 20-win season, but would prefer the year to end with an NCAA appearance.

Who's Back

For the past two seasons, Harrison has led the Red Storm in scoring. Last year, he ranked fourth in the BIG EAST with a 17.5 average. Rysheed Jordan enjoyed a strong season as a freshman point guard by averaging 9.7 points and 3.0 assists. Phil Greene IV was part of what was often a three-guard lineup. He averaged 7.4 points. Another senior guard, Jamal Branch, averaged 4.5 points as a top reserve. Forward Sir'Dominic Pointer is a defensive specialist who has served in a sixth-man role. He averaged 5.9 points and 3.2 rebounds. Junior center Chris Obekpa already is SJU's all-time shot blocker. He ranked first in the BIG EAST last year with a 2.9 average.

Who's Gone

Forward JaKarr Sampson decided to pursue a professional career after two seasons. Last year, he averaged 12.8 points and 6.1 rebounds. Forward Orlando Sanchez was a part-time starter who averaged 7.4 points and 6.1 rebounds.

Storylines

Junior college transfer forward Keith Thomas might bolster the frontcourt immediately. The 6-8 forward has a reputation as a ferocious rebounder. Forward Christian Jones, a 6-7 sophomore who sat out last season, will be vying for available playing time as well. Six-eleven Adonis Delarosa is a freshman center candidate. If the new faces can offer some help right away in the frontcourt, the Red Storm can continue their BIG EAST success.



HEAD COACH STEVE LAVIN

Hired at St. John's: March 30, 2010

Coaching File: Head coach, UCLA, 1996-2003; Assistant coach, UCLA, 1991-2003, Assistant coach, Purdue, 1988-1991; Kansas, Associate head coach (2003-04); Illinois, Associate head coach (2002-03); Assistant coach (2000-02); Tulsa (1997-00); Oral Roberts, Assistant coach (1995-97); Queens College, Head coach (1991-95); Archbishop Molloy H.S., Assistant coach.

Highlights: 2014 NIT; 2013 NIT (second round); 2011 NCAA; Six straight NCAA bids (1996-2002); Five NCAA Sweet 16 appearances (1997, '98, '00, '01, '02); 1997 NCAA Elite Eight; Only coach in NCAA history to beat the No. 1 ranked team in the country in four consecutive seasons (Arizona, '03, Kansas, '02, Stanford, '01, Stanford, '00); 2001 Pac-10 Coach of the Year. Was an assistant on UCLA's national championship team in 2005.

Collegiate File: Started his playing career at San Francisco State. As a sophomore he helped the team to a 21-11 record and a No. 5 national ranking in Division II. He also won the team's Scholar-Athlete Award. Transferred from San Francisco State to Chapman. As a senior in 1986-87, he was the team captain and earned the squad's Leadership Award.

Education: B.A. Communications, Chapman College, 1988.

Personal: Birthdate: 9-4-64; He and his wife, Mary Ann Jarou, a professional actress, live in New York. His late father, Cap Lavin, played at the Univ. of San Francisco and is a member of the school's Hall of Fame.

LAVIN'S RECORD

Career Record (11 years) 205-120 (.631)
St. John's Record (four years) 60-43 (.583)
UCLA Record (seven years) 145-77 (.653)

BIG EAST Regular Season Record (three years) 30-24 (.556)
BIG EAST Tournament Record (three years) 1-3 (.250)
BIG EAST Overall Record (three years) 31-27 (.534)

NCAA Record (seven appearances) 11-7 (.611)
NIT Record (two appearances) 1-2 (.333)

YEAR-BY-YEAR

	Overall	Conference	Conf. Tourn.	Postseason
1996-97 UCLA	24-8	15-3/1st		3-1 NCAA/final 8
1997-98 UCLA	24-9	12-6/3rd		2-1 NCAA
1998-99 UCLA	22-9	12-6/3rd		0-1 NCAA
1999-00 UCLA	21-12	10-8/4th		2-1 NCAA
2000-01 UCLA	23-9	14-4/3rd		2-1 NCAA
2001-02 UCLA	21-12	11-7/6th		2-1 NCAA
2002-03 UCLA	10-19	6-12/6th		---
2010-11 St. John's	21-12	12-6/T3rd	1-1	0-1 NCAA
2011-12 St. John's*	13-19	6-12/T11th	0-1	
2012-13 St. John's	17-16	8-10/11th	0-1	1-1 NIT
2013-14 St. John's	20-13	10-8/T3rd	0-1	0-1 NIT

*Mike Dunlap coached St. John's in BIG EAST play in 2011-12 in place of Steve Lavin.

REGULAR SEASON GAMES

Home Record: 79-109
Best Home Record: 8-0 in 1985-86, 1999-00; 7-0 in 1980-81
Worst Home Record: 1-7 in 2003-04
Most Consecutive Home Wins: 16 over 1998-99/99-00/00-01 seasons
Most Consecutive Home Losses: 7 games over 1993-94/94-95 seasons
Road Record: 117-170
Best Road Record: 8-0 in 1984-85
Worst Road Record: 0-8 in 2003-04 and 2004-05
Most Consecutive Road Wins: 9 over 1984-85/85-86 seasons
Most Consecutive Road Losses: 16 games over 2003-04 and 2004-05
Longest Winning Streak: 14 games in 1984-85
Longest Losing Streak: 10 games over 2003-04 and 2004-05

BIG EAST REGULAR SEASON RESULTS

Year	Won-Lost	Home	Away	Finish	Championship Seed
1979-80	5-1	2-1	3-0	1st (3 tied)	#2
1980-81	8-6	7-0	1-6	3rd (3 tied)	#3
1981-82	9-5	4-3	5-2	3rd	#3
1982-83	12-4	7-1	5-3	1st (3 tied)	#3
1983-84	8-8	5-3	3-5	4th (tie)	#5
1984-85	15-1	7-1	8-0	1st	#1
1985-86	14-2	8-0	6-2	1st (tie)	#1
1986-87	10-6	6-2	4-4	4th (tie)	#5
1987-88	8-8	4-4	4-4	5th (tie)	#5
1988-89	6-10	5-3	1-7	7th (tie)	#8
1989-90	10-6	4-4	6-2	4th	#4
1990-91	10-6	7-1	3-5	2nd	#2
1991-92	12-6	8-1	4-5	1st (tie)	#3
1992-93	12-6	8-1	4-5	2nd	#2
1993-94	5-13	3-6	2-7	9th	#9
1994-95	7-11	4-5	3-6	6th (tie)	#8
1995-96	5-13	4-5	1-8	5th, BE 6	#11
1996-97	8-10	3-6	5-4	4th, BE 6	#10
1997-98	13-5	6-3	7-2	2nd, BE 6	#3
1998-99	14-4	7-2	7-2	3rd	#3
1999-00	12-4	8-0	4-4	3rd	#3
2000-01	8-8	6-2	2-6	3rd (tie), East	#3 East
2001-02	9-7	7-1	2-5	3rd, East	#3 East
2002-03	7-9	3-5	4-4	5th, East	#5 East
2003-04	1-15	1-7	0-8	14th	DNQ
2004-05	3-13	3-5	0-8	11th	N/A
2005-06	5-11	3-5	2-6	13th (tie)	DNQ
2006-07	7-9	6-2	1-7	11th	#11
2007-08	5-13	3-6	2-7	14th	DNQ
2008-09	6-12	5-4	1-8	13th	#13
2009-10	6-12	3-6	3-6	13th	#13
2010-11	12-6	7-2	5-4	3rd (tie)	#5
2011-12	6-12	4-5	2-7	11th (tie)	#12
2012-13	8-10	5-4	3-6	11th	#11
2013-14	10-8	6-3	4-5	T3rd	#5

BIG EAST CHAMPIONSHIP RESULTS (1980-2014)

vs.	Won	Lost	vs.	Won	Lost
Boston College	4	2	Rutgers	2	0
Connecticut	4	2	Seton Hall	2	1
Georgetown	1	5	Syracuse	1	4
Marquette	0	3	Villanova	5	3
Miami	2	1	Virginia Tech	0	0
Notre Dame	1	1	West Virginia	0	0
Pittsburgh	2	2	Total	26	28
Providence	2	4			

2013-14 RESULTS (20-13, 10-8 BIG EAST)

(HOME: 13-5/AWAY: 4-5/NEUTRAL: 3-3)

			Attendance	High Scorer/Rebounder
NOVEMBER				
8	vs. Wisconsin	L, 86-75	3,523	Harrison 27/Sampson 7
15	Wagner – CA	W, 73-57	4,337	Harrison 25/Two with 8
19	Bucknell – CA	W, 67-63	3,963	Greene IV 16/Two with 6
22	Monmouth – CA	W, 64-54	4,185	Greene IV 22/Sampson 9
26	Longwood – CA	W, 65-47	3,531	Harrison 18/Sampson 11
Barclay's Center Classic				
29	vs. Penn State	L, 89-82 (ot)	4,231	Harrison 20, Obekpa 13
30	vs. Georgia Tech	W, 69-58	3,088	Harrison 21, Obekpa 5
DECEMBER				
7	Fordham – MSG	W, 104-58	10,803	Sanchez 19/Pointer 9
15	Syracuse – MSG	L, 68-63	16,537	Harrison 21/Sanchez 7
18	San Francisco	W, 81-57	4,282	Harrison 18/Obekpa 7
21	Youngstown State – CA	W, 96-87	4,248	Harrison 29/Sampson 13
28	vs. Columbia – MSG	W, 65-59	7,203	Harrison 15/Sanchez 9
31	at XAVIER	L, 70-60	10,250	Harrison 21/Sanchez 8
JANUARY				
4	at GEORGETOWN	L, 77-60	10,164	Hooper 13/Two with 7
11	VILLANOVA – MSG	L, 74-67	11,707	Harrison 22/Sampson 9
14	at DE PAUL	L, 77-75	6,102	Harrison 24/Jordan 6
16	PROVIDENCE	L, 84-83 (2ot)	4,709	Sampson 16/Two with 8
18	Dartmouth	W, 69-55	5,505	Greene IV 16/Sanchez 10
23	SETON HALL	W, 77-76	5,016	Three with 16/Harrison 6
25	at BUTLER	W, 69-52	10,000	Sampson 20/Sanchez 9
28	at CREIGHTON	L, 63-60	17,515	Harrison 15/Two with 6
FEBRUARY				
1	MARQUETTE – MSG	W, 74-59	12,561	Harrison 27/Obekpa 7
4	at PROVIDENCE	W, 86-76	8,798	Harrison 22/Sampson 7
9	CREIGHTON – MSG	W, 70-65	6,739	Harrison 19/Sanchez 7
13	at SETON HALL	W, 68-67	5,636	Harrison 12/Two with 6
16	GEORGETOWN – MSG	W, 82-60	10,340	Two with 24/Harrison 6
18	BUTLER – MSG	W, 77-52	7,002	Sampson 23/Sanchez 11
22	at VILLANOVA – WF	L, 57-54	17,124	Harrison 15/Sampson 10
25	XAVIER – MSG (FS1)	L, 65-53	6,707	Sampson 14/Pointer 6
MARCH				
2	DE PAUL – MSG	W, 72-64	10,670	Harrison 25/Obekpa 11
8	at MARQUETTE	W, 91-90 (2ot)	16,784	Three with 20/Obekpa 9
13	vs. PROVIDENCE* – BIG EAST Tour.	L, 79-74	14,925	Harrison 21/Sanchez 12
18	Robert Morris (NIT)	L, 89-78	1,027	Branch 22/Sanchez 8

* Madison Square Garden, New York, N.Y.

CA – Carmesecca Arena

CAREER LEADERS

Points	Total-Avg.
Chris Mullin, 1981-85	2440-19.5
Malik Sealy, 1988-92	2402-18.9
Felipe Lopez, 1994-98	1927-16.9
Bob Zawoluk, 1949-52	1826-20.1
Zendon Hamilton, 1994-98	1810-15.9
George Johnson, 1974-78	1763-15.1
David Russell, 1979-83	1753-14.6
Glenn Williams, 1973-77	1727-14.9
Tony Jackson, 1958-61	1603-21.1
Lloyd "Sonny" Dove, 1964-67	1576-19.0

Rebounds	Total-Avg.
George Johnson, 1974-78	1240-10.6
Lloyd "Sonny" Dove, 1964-67	1036-12.5
Tony Jackson, 1958-61	991-13.0
Zendon Hamilton, 1994-98	949-8.3
LeRoy Ellis, 1959-62	927-12.2
Malik Sealy, 1988-92	880-6.9
Mel Davis, 1970-72	845-15.6
David Russell, 1979-83	832-6.9
Wayne McKoy, 1977-81	824-7.0
Charles Minlend, 1992-97	784-6.9

Assists	Total
Mark Jackson, 1983-87	738
Jason Buchanan, 1989-92	665
Eugene Lawrence, 2004-08	520
Frank Alagia, 1972-76	478
Chris Mullin, 1981-85	449
Bernard Rencher, 1977-80	352
Mel Utley, 1972-75	345
Kevin Cluess, 1972-75	319
David Cain, 1989-92	312
Greg "Boo" Harvey, 1987-90	311

Steals	Total
Malik Sealy, 1988-92	238
Jason Buchanan, 1988-92	220
Chris Mullin, 1981-85	213
Marcus Hatten, 2001-03	205
Eugene Lawrence, 2005-08	196
D.J. Kennedy, 2008-11	183
Mark Jackson, 1983-87	174
Erick Barkley, 1998-00	167
George Johnson, 1974-78	153
Bernard Rencher, 1977-80	145

Blocked Shots	Total
Chris Obekpa, 2012-	227
Robert Werdann, 1988-92	188
Wayne McKoy, 1977-81	164
Bill Wennington, 1981-85	152
George Johnson, 1974-78	130
Walter Berry, 1984-86	121
Lamont Hamilton, 2003-07	118
Malik Sealy, 1988-92	114
Shelton Jones, 1984-88	111
Zendon Hamilton, 1994-98	86



Sterling Gibbs, Seton Hall



QUICK FACTS

Location: South Orange, NJ
Enrollment: 9,700
Founded: 1856
Nickname: Pirates
Colors: Blue, Silver and Grey
Home Courts: Prudential Center (18,500)

COACHING STAFF

Head Coach
 Kevin Willard (Pittsburgh '97)
 Office Phone: (973) 761-9070

Associate Head Coach
 Shaheen Holloway (Seton Hall, '00)

Assistant Coaches
 Fred Hill (Montclair State '81)
 Oliver Antigua (Pittsburgh '98)

ADMINISTRATION

President
 Dr. Gabriel Esteban, Ph.D.

Director of Athletics
 Patrick Lyons
 Athletics Phone: (973) 761-9492

Assistant AD/Communications
 Matt Sweeney
 Office Phone: (973) 761-9694
 Email: matthew.sweeney@shu.edu
 Cell Phone: (973) 943-8434

2014-15 SCHEDULE

NOVEMBER	
16	Mercer (FSN) Noon
Paradise Jam	
21	vs. Nevada (CBSSN) 4:00
23	vs. Clemson/Gardner Webb TBD
24	vs. TBD TBD
29	George Washington (FSN) 4:00
DECEMBER	
2	Mount St. Mary's (FS2) 7:00
6	Rutgers (FSN) Noon
9	at Wichita State (ESPN2) 7:00
14	Saint Peter's (FS1) Noon
18	at South Florida (CBSSN) 7:00
21	at Georgia (ESPNU) 6:00
27	Maine ^{WG} (FS1) Noon
31	ST. JOHN'S (FS1) Noon
JANUARY	
3	VILLANOVA (FS1) Noon
7	at XAVIER (CBSSN) 7:00
10	at CREIGHTON (FS1) 2:00
13	BUTLER (FSN) 7:00
22	DE PAUL (FS1) 7:00
25	at BUTLER (FSN) 3:00
28	at MARQUETTE (FS1) 7:00
31	XAVIER (FS1) Noon
FEBRUARY	
3	at DE PAUL (FS1) 9:00
7	MARQUETTE (CBSSN) Noon
10	GEORGETOWN (FSS1) 7:00
14	at PROVIDENCE (FSN) 4:00
16	at VILLANOVA (FS1) 7:00
21	at ST. JOHN'S (FS1) 2:30
28	CREIGHTON (CBSSN) 4:00
MARCH	
4	PROVIDENCE (FS1) 7:00
7	at GEORGETOWN (FOX/FS1) Noon

^{WG} Walsh Gymnasium
 All times are Eastern.

PIRATES PREVIEW

The Big Picture

The Pirates had their ups and downs last season, but finished on a high note. As the No. 8 seed in The BIG EAST Tournament, they notched two one-point victories, a 51-50 win over ninth-seeded Butler and then pulled off the most dramatic win of the tournament when they beat top-seeded Villanova at the buzzer 64-63. A loss to Providence in the semifinals ended the Hall's season at 17-17. A very highly-rated recruiting class to go with an experienced backcourt should translate into an improved record in 2014-15.

Who's Back

Guard Sterling Gibbs is the most productive returnee. In his first season as a Pirate after transferring from Texas, Gibbs averaged 13.2 points and led the team in assists with a 4.2 average. Freshman Jaren Sina started 19 games at point guard and showed a deft shooting touch. He averaged 6.0 points and showed to be a 3-point threat. Brandon Mobley also returns in the frontcourt after averaging 7.6 points and 4.2 boards. He made 16 starts. Forward Haralds Karlis (1.8 ppg, 1.5 rpg) made 11 starts. Reserve forward Stephane Manga (3.0, 1.8) also is back.

Who's Gone

Fuquan Edwin, the BIG EAST Defensive Player of the Year and one of the most versatile players in the league, graduated. He led the team in scoring at 14.5 and was first in the league in steals at 2.7. Forward Eugene Teague was a productive low-post player who averaged 11.2 points and 7.9 rebounds, which ranked third in the BIG EAST. Guard Brian Oliver averaged 10.4 points. Forward Patrik Auda averaged 9.6 points and 4.5 boards.

Storylines

Coach Kevin Willard should have plenty of options with his seven freshmen. Isaiah Whitehead is the most heralded player in the recruiting class. He is a 6-4 guard who is expected to make significant contributions. Six-nine Angel Delgado should have a prime opportunity to see some playing time close to the basket, while 6-9 Rashed Anthony redshirted last year and is expected to challenge for a major role. Guard Khadeem Carrington brings strong scoring credentials. Six-six Desi Rodriguez will push for time on the wing. A pair of 6-7 forward, Michael Nzei and 6-7 Ismael Sanongo, will push to be noticed as well.



HEAD COACH KEVIN WILLARD

Hired at Seton Hall: March 29, 2010

Coaching File: Head coach, Iona, 2007-10; Associate head coach and assistant coach, Louisville, 2001-2007; Coaching associate, Boston Celtics, 1997-2001.

Highlights: 2012 NIT second round; 2010 MAAC Coach of the Year; Louisville posted a record of 142-58 during his six seasons there and made the 2005 Final Four;

Playing File: Played three years at Pittsburgh after competing as a freshman at Western Kentucky. He played for his father, head coach Ralph Willard, at both schools. At Pitt, he played 75 career games and earned BIG EAST All-Academic honors.

Education: B.A. University of Pittsburgh, 1997.

Personal: Birthdate: 4-6-75. He and his wife, Julie, have two sons, Colin (9) and Chase (7).

WILLARD'S RECORD

Career Record (seven years)..... 111-115 (.491)
Seton Hall Record (four years)..... 43-58 (.426)
Iona Record (three years)..... 45-49 (.479)

BIG EAST Regular Season Record (four years)..... 24-48 (.333)
BIG EAST Tournament Record (four years)..... 4-4 (.500)
BIG EAST Overall Record (four years)..... 28-52 (.350)

NCAA Record..... 0-0
NIT Record (one appearance)..... 1-1 (.500)

YEAR-BY-YEAR

		Overall	Conference	Conf. Tourn.	Postseason
2007-08	Iona	12-20	8-10	0-1	
2008-09	Iona	12-19	7-11	0-1	
2009-10	Iona	21-10	12-6	0-1	
2010-11	Seton Hall	13-18	7-11/12th	0-1	
2011-12	Seton Hall	20-14	8-10/T9th	1-1	1-1 NIT
2012-13	Seton Hall	15-18	3-15/T12th	1-1	
2013-14	Seton Hall	17-17	6-12/8th	2-1	

BIG EAST CHAMPIONSHIP RESULTS (1980-2014)

vs.	Won	Lost	vs.	Won	Lost
Boston College	1	4	Providence	5	3
Butler	1	0	Rutgers	0	2
Connecticut	2	5	St. John's	1	2
Georgetown	4	4	USF	2	0
Louisville	0	1	Syracuse	2	5
Marquette	0	1	Villanova	2	2
Miami	2	0	Virginia Tech	0	0
Notre Dame	1	1	West Virginia	1	1
Pittsburgh	1	1	Total	25	32

REGULAR SEASON GAMES

Home Record: 146-142
Best Home Record: 9-0 in 1992-93
Worst Home Record: 1-7 in 1984-85 and 1982-83
Most Consecutive Home Wins: 15 over 1991-92/92-93 seasons
Most Consecutive Home Losses: 7 in 1984-85
Road Record: 79-209
Best Road Record: 5-3 in 1988-89
Worst Road Record: 0-8 in 1984-85, 1983-84, 1982-83 and 2006-07
Most Consecutive Road Wins: 4 in 1992-93
Most Consecutive Road Losses: 40 from 1980-81 to 1985-86 seasons
Longest Winning Streak: 8 games over 1991-92/92-93 seasons and 2002-03
Longest Losing Streak: 16 games over 1981-82/82-83 seasons
Longest Losing Streak (single season): 15 games in 1984-85

BIG EAST REGULAR SEASON RESULTS

Year	Won-Lost	Home	Away	Finish	Championship Seed
1979-80	1-5	1-2	0-3	6th	#6
1980-81	4-10	3-4	1-6	7th	#7
1981-82	2-12	2-5	0-7	7th (tie)	#8
1982-83	1-15	1-7	0-8	9th	#9
1983-84	2-14	2-6	0-8	9th	#9
1984-85	1-15	1-7	0-8	9th	#9
1985-86	3-13	2-6	1-7	8th (tie)	#9
1986-87	4-12	2-6	2-6	7th	#7
1987-88	8-8	5-3	3-5	5th (tie)	#6
1988-89	11-5	6-2	5-3	2nd	#2
1989-90	5-11	3-5	2-6	7th (tie)	#7
1990-91	9-7	7-1	2-6	3rd (tie)	#4
1991-92	12-6	7-2	5-4	1st (tie)	#1
1992-93	14-4	9-0	5-4	1st	#1
1993-94	8-10	5-4	3-6	7th	#7
1994-95	7-11	4-5	3-6	6th (tie)	#7
1995-96	7-11	6-3	1-8	5th, BE 7	#9
1996-97	5-13	3-6	2-7	6th, BE 6 (tie)	#13
1997-98	9-9	5-4	4-5	3rd, BE 7	#6
1998-99	8-10	6-3	2-7	8th (tie)	#8
1999-00	10-6	5-3	5-3	4th (tie)	#5
2000-01	5-11	4-4	1-7	6th, West	#6 West
2001-02	5-11	3-5	2-6	6th, West	#6 West
2002-03	10-6	7-1	3-5	3rd (tie), West	#3 West
2003-04	10-6	6-2	4-4	5th (tie)	#6
2004-05	4-12	3-5	1-7	9th (tie)	#10
2005-06	9-7	5-3	4-4	7th	#7
2006-07	4-12	4-4	0-8	13th	DNQ
2007-08	7-11	4-5	3-6	11th	#11
2008-09	7-11	4-5	3-6	11th (tie)	#11
2009-10	9-9	6-3	3-6	9th (tie)	#10
2010-11	7-11	4-5	3-6	12th	#12
2011-12	8-10	6-3	2-7	9th (tie)	#10
2012-13	3-15	2-7	1-8	12th (tie)	#12
2013-14	6-12	3-6	3-6	8th	#8

2013-14 RESULTS (17-17, 6-12 BIG EAST)

(HOME: 10-7/AWAY: 4-7/NEUTRAL: 3-3)

			Attendance	High Scorer/Rebounder
NOVEMBER				
9	Niagara	W, 83-72	6,523	Gibbs 23/Auda 8
13	Kent State	W, 78-76	5,601	Gibbs 20/Teague 9
16	at Mercer	L, 77-74 (2ot)	2,057	Edwin 35/Teague 12
18	Monmouth	W, 82-66	5,679	Auda 27/Auda 10
22	vs. Oklahoma	L, 86-85	6,115	Gibbs 26/Teague 9
23	vs. Virginia Tech	W, 68-67	6,098	Edwin 18/ Teague 10
DECEMBER				
1	Fairleigh Dickinson	L, 58-54	6,286	Edwin 16/Mobley 6
5	Long Island	W, 92-81	6,112	Oliver 26/Teague 16
8	at Rutgers	W, 77-71	5,210	Gibbs 27/Teague 16
10	NJIT	W, 71-55	6,443	Mobley 18/Teague 16
14	Saint Peter's	L, 83-80 (ot)	6,725	Oliver 26/Teague 11
22	Eastern Washington	W, 92-70		Two with 16/Teague 9
27	Lafayette	W, 90-58	1,779	Teague 18/Two with 11
31	at PROVIDENCE	W, 81-80 (2ot)	9,568	Oliver 18/Mobley 6
JANUARY				
4	CREIGHTON	L, 79-66	7,060	Gibbs 17/Two with 5
8	VILLANOVA	L, 83-67	8,546	Oliver 20/Two with six
11	at MARQUETTE	L, 67-66	15,581	Oliver 15/Auda 8
18	at GEORGETOWN	W, 67-57	9,786	Edwin 24/Teague 9
23	at ST. JOHN'S	L, 77-76	5,016	Gibbs 20/Auda 7
25	DE PAUL	W, 86-69	8,307	Edwin 30/Gibbs 7
29	BUTLER	L, 64-57	5,826	Edwin 20/Mobley 10
FEBRUARY				
1	at XAVIER	W, 68-60	10,063	Edwin 18/Edwin 6
7	at VILLANOVA	L, 70-53	6,500	Gibbs 16/Teague 6
11	MARQUETTE	L, 77-66	6,342	Oliver 15/Gibbs 4
13	ST. JOHN'S	L, 68-67	5,636	Edwin 25/Three with 6
20	GEORGETOWN	W, 82-67	6,590	Edwin 21/Teague 7
23	at CREIGHTON	L, 72-71	18,742	Edwin 21/Teague 11
25	at DE PAUL	L, 65-60	5,827	Edwin 21/Two with 3
28	PROVIDENCE	L, 74-69	8,125	Gibbs 20/Teague 12
MARCH				
3	XAVIER	W, 71-62	6,286	Oliver 20/Teague 8
8	at BUTLER	L, 71-54	7,670	Auda 22/Teague 6
12	vs. BUTLER* – BIG EAST Tour.	W, 51-50	13,177	Teague 14/Teague 11
13	vs. VILLANOVA* – BIG EAST Tour.	W, 64-63	14,925	Teague 19/Teague 12
14	vs. PROVIDENCE* – BIG EAST Tour.	L, 80-74	15,580	Edwin 20/Auda 9

* Madison Square Garden, N.Y.

CAREER LEADERS

Points	Total-Avg.
Terry Dehere, 1989-93	2494-19.5
Nick Werkman, 1961-64	2273-32.0
Jeremy Hazell, 2007-11	2146-18.8
Greg Tynes, 1974-78	2059-18.7
Dan Callandrillo, 1978-82	1985-18.4
Andre McCloud, 1982-86	1976-16.9
Mark Bryant, 1984-88	1906-16.2
Andre Barrett, 2000-04	1861-15.3
Walter Dukes, 1950-53	1789-19.9
Ken House, 1969-72	1670-21.7

Rebounds	Total-Avg.
Walter Dukes, 1950-53	1697-18.9
Glenn Mosley, 1973-77	1263-15.2
Ken House, 1969-72	1149-14.9
Nick Werkman, 1961-64	1036-14.6
Herb Pope, 2009-12	922-9.7
Mark Bryant, 1984-88	912-7.7
Richie Dec, 1962-65	830-11.4
Adrian Griffin, 1992-96	803-6.3
Kelly Whitney, 2002-06	763-6.8
Richie Long, 1953-56	749-10.1

Assists	Total
Shaheen Holloway, 1996-00	681
Andre Barrett, 2000-04	662
Eugene Harvey, 2006-10	576
Jordan Theodore, 2008-12	541
Gerald Greene, 1985-89	528
John Morton, 1985-89	452
Richie Regan, 1950-53	443
Sonny Sunkett, 1961-64	439
Danny Hurley, 1991-96	437
Nick Galis, 1975-79	410

Steals	Total
Dan Callandrillo, 1978-82	260
Paul Gause, 2005-09	256
Shaheen Holloway, 1996-00	231
Fuquan Edwin, 2010-14	218
John Morton, 1985-89	207
Adrian Griffin, 1992-96	207
Eugene Harvey, 2006-10	203
Levell Sanders, 1994-98	202
Jeremy Hazell, 2007-11	191
Jordan Theodore, 2008-12	180
(records first tabulated in 1976-77)	

Blocked Shots	Total
Samuel Dalembert, 1999-01	167
Howard McNeil, 1978-82	156
Herb Pope, 2009-12	153
John Garcia, 2006-10	149
Ramon Ramos, 1985-89	146
Eddie Griffin, 2000-01	133
Glen Mosley, 1973-77	125
Anthony Avent, 1988-91	121
Arturas Karnishovas, 1990-94	121
Luther Wright, 1991-93	118
(records first tabulated in 1976-77)	



Daniel Ochefu, Villanova



QUICK FACTS

Location: Villanova, PA
Enrollment: 6,584
Founded: 1842
Nickname: Wildcats
Colors: Blue and White
Home Court: The Pavilion (6,500), Wells Fargo Center (21,000)

COACHING STAFF

Head Coach
 Jay Wright (Bucknell '83)
 Office Phone: (610) 519-4140

Associate Head Coach
 Baker Dunleavy (Villanova '96)

Assistant Coaches
 Ashley Howard (Drexel '03)
 Kyle Neptune (Lehigh '07)

ADMINISTRATION

President
 Rev. Peter Donohue, O.S.A.

Director of Athletics
 Vince Nicastro
 Athletics Phone: (610) 519-4110

Director of Athletic Communications
 Mike Sheridan
 Office Phone: (610) 519-4145
 Cell Phone: (610) 999-7558
 Email: michael.sheridan@villanova.edu

2014-15 SCHEDULE

NOVEMBER	
14 at Lehigh ^{PPL} (FS2)	8:00
Legends Classic	
17 Md.-Eastern Shore (FS1).....	7:00
20 Bucknell (CBSSN).....	8:00
24 vs. VCU ^{BC} (ESPN2).....	7:00
25 vs. Michigan/Oregon (ESPNU/2).....	TBD
30 Delaware ^{WF} (FS1).....	4:30
DECEMBER	
3 at La Salle (CBSSN).....	8:30
6 Saint Joseph's (FS1).....	1:00
Jimmy V Classic	
9 vs. Illinois ^{MSG} (ESPN).....	7:00
14 Temple (FS1).....	2:00
20 Syracuse ^{WF} (FOX).....	1:00
23 NJIT (FS1).....	7:00
31 BUTLER (FS1).....	2:30
JANUARY	
3 at SETON HALL (FS1).....	Noon
6 at ST. JOHN'S ^{MSG} (FS1).....	9:00
10 DE PAUL (CBSSN).....	4:00
14 XAVIER (FS1).....	9:00
17 at Pennsylvania.....	TBD
19 at GEORGETOWN (FS1).....	9:00
25 CREIGHTON (FS1).....	7:00
31 at DE PAUL (FS1).....	2:00
FEBRUARY	
4 MARQUETTE ^{WF} (FS1).....	7:00
7 GEORGETOWN ^{WF} (FOX).....	2:00
11 at PROVIDENCE (FS1).....	8:00
14 at BUTLER (CBSSN).....	6:00
16 SETON HALL (FS1).....	7:00
21 at MARQUETTE (FOX).....	2:00
24 PROVIDENCE (FS1).....	7:00
28 at XAVIER (FOX).....	2:00
MARCH	
3 at CREIGHTON (FS1).....	9:00
7 ST. JOHN'S ^{WF} (FOX/FS1).....	Noon

^{BC} Barclay Center; ^{MSG} Madison Square Garden; ^{WF} Wells Fargo Arena

WILDCATS PREVIEW

The Big Picture

The Wildcats return four starters from last year's team that finished 29-5 overall and won the BIG EAST regular-season title outright with a 16-2 mark. The overall win total of 29 was the second highest in school history. The 16 BIG EAST wins was a conference high for Villanova. Coach Jay Wright won his third BIG EAST Coach of the Year award. The optimism for another standout season is certainly justified.

Who's Back

Last year, the top three scorers all averaged a little over 14 points per game. Two of those players return. Senior forward JayVaughn Pinkston averaged 14.1 points and 6.1 rebounds. Guard Darrun Hilliard averaged 14.3 points and shot 41.4 percent from 3-point range. Both are seniors. Pinkston is helped up front by 6-11 junior Daniel Ochefu, who averaged 5.7 points and tied Pinkston with a 6.1 rebounding average. Ochefu and Hilliard shared the BIG EAST Most Improved Player Award last season. Guard Ryan Arcidiacono is a two-year starter entering his junior season. Last year, he was All-BIG EAST Honorable Mention after averaging 9.9 points and 3.5 assists.

Sophomore guard Josh Hart is the top candidate to grab the available starting position. Last year, the 6-5 guard averaged 7.8 points and 4.0 rebounds while making the BIG EAST All-Rookie Team. Junior guard Dylan Ennis (5.1) and sophomore forward Kris Jenkins (4.1) are top reserves.

Who's Gone

While the Wildcats lost only one starter, he was an important piece to last year's superb season. Six-six guard James Bell averaged 14.4 points and made the All-BIG EAST First Team. He also connected on 85 3-pointers, which tied for third in the BIG EAST. Reserve guard Tony Chennault (2.7 ppg) graduated.

Storylines

The 2014-15 Wildcats will be a veteran group, though a pair of freshman guards, 6-7 Mikal Bridges and 6-3 Phil Booth, will push to get into coach Wright's rotation. The Wildcats' three-guard attack was extremely effective last year and should enjoy success again. Statistics help tell the story. In league games, VU was second in scoring offense (77.2), first in scoring defense (67.3), second in field goal defense (42.2 percent) and first in scoring margin (+9.9). The Wildcats had enough depth that only Arcidiacono played more than 30 minutes per game. Barring injuries, VU can use the same formula in '14-15.



HEAD COACH JAY WRIGHT

Hired at Villanova: March 27, 2001

Coaching File: Head coach, Hofstra (1994-01); Assistant coach, UNLV (1992-94); Assistant coach, Villanova (1987-92); Assistant coach, Drexel (1986-87); Assistant coach, Rochester (1984-86).

Highlights: 2014 NCAA Third Round; Has won BIG EAST Coach of the Year honors in 2014, '09, '06; 2013 NCAA; 2011 NCAA; 2010 NCAA Second Round; 2009 NCAA Final Four; 2008 NCAA Sweet 16;

2007 NCAA; Was head coach of USA Basketball team that placed fifth in the 2007 Pan American Games in Brazil. 2006 NCAA Elite Eight; 2005 NCAA Sweet 16; Was the head coach of the USA Basketball squad that won the gold medal at the World University Games in Turkey; 2004 NIT quarterfinals; 2003 NIT; 2002 NIT quarterfinals; 2001 NCAA; 2000 NCAA; America East Coach of the Year in 2000 and '99; 1999 NIT; Hofstra was 72-22 over his last three seasons.

Playing file: A four-year letterman at Bucknell.

Education: B.S, Bucknell, 1983. Majored in economics and sociology.

Personal: Born 12-24-61. He and his wife Patricia have three children: Taylor (22), Collin (20) and Reilly (16).

WRIGHT'S RECORD

Career Record (20 years) 408-234 (.636)
 Villanova Record (13 years) 286-149 (.657)
 Hofstra Record (seven years) 122-85 (.589)

BIG EAST Regular Season Record (13 years) 130-94 (.580)
 BIG EAST Tournament Record (13 years) 10-13 (.435)
 BIG EAST Overall Record (13 years) 140-107 (.567)

NCAA Record (11 appearances) 13-11 (.542)
 NIT Record (four appearances) 4-4 (.500)

YEAR-BY-YEAR

	Overall	Conference	Conf. Tourn.	Postseason
1994-95	Hofstra	10-18	5-11/9th	1-1
1995-96	Hofstra	8-19	5-12/T7th	0-1
1996-97	Hofstra	12-15	9-9/4th	0-1
1997-98	Hofstra	19-12	11-7/T3rd	1-1
1998-99	Hofstra	22-10	14-4/3rd	1-1
1999-00	Hofstra	24-7	16-2/1st	3-0/1st
2000-01	Hofstra	26-5	16-2/1st	3-0/1st
2001-02	Villanova	19-13	7-9/5th East	1-1
2002-03	Villanova	15-16	8-8/T3rd East	0-1
2003-04	Villanova	18-17	6-10/11th	2-1
2004-05	Villanova	24-8	11-5/T3rd	1-1
2005-06	Villanova	28-5	14-2/T1st	1-1
2006-07	Villanova	22-11	9-7/7th	1-1
2007-08	Villanova	22-13	9-9/T8th	1-1
2008-09	Villanova	30-8	13-5/4th	1-1
2009-10	Villanova	25-8	13-5/T2nd	0-1
2010-11	Villanova	21-12	9-9/T9th	0-1
2011-12	Villanova	13-19	5-13/T13th	1-1
2012-13	Villanova	20-14	10-8/T7th	1-1
2013-14	Villanova	29-5	16-2/1st	0-1

REGULAR SEASON GAMES

Home Record: 194-91
 Best Home Record: 8-0 in 1982-83
 Worst Home Record: 1-8 in 1992-93
 Most Consecutive Home Wins: 15 over 1994-95/95-96 seasons
 Most Consecutive Home Losses: 6 over 1992-93/93-94 seasons
 Road Record: 133-152
 Best Road Record: 8-1 in 2013-14
 Worst Road Record: 1-7 in 1988-89
 Most Consecutive Road Wins: 6 in 2005-06 and 2013-14
 Most Consecutive Road Losses: 6 in 1986-87 and 2001-02
 Longest Winning Streak: 11 games over 2008-09/09-10 seasons
 Longest Losing Streak: 7 games in 1992-93

BIG EAST REGULAR SEASON RESULTS

Year	Won-Lost	Home	Away	Finish	Championship Seed
1980-81	8-6	5-2	3-4	3rd (3 tied)	#4
1981-82	11-3	6-1	5-2	1st	#1
1982-83	12-4	8-0	4-4	1st (3 tied)	#2
1983-84	12-4	6-2	6-2	2nd (tie)	#3
1984-85	9-7	6-2	3-5	3rd (tie)	#4
1985-86	10-6	6-2	4-4	4th	#4
1986-87	6-10	4-4	2-6	6th	#6
1987-88	9-7	6-2	3-5	3rd (tie)	#4
1988-89	7-9	6-2	1-7	5th (tie)	#5
1989-90	8-8	4-4	4-4	5th (tie)	#5
1990-91	7-9	4-4	3-5	7th (tie)	#8
1991-92	11-7	7-2	4-5	4th	#4
1992-93	3-15	1-8	2-7	10th	#10
1993-94	10-8	5-4	5-4	4th (tie)	#5
1994-95	14-4	8-1	6-3	2nd	#2
1995-96	14-4	8-1	6-3	2nd, BE 6	#3
1996-97	12-6	7-2	5-4	1st, BE 6	#1
1997-98	8-10	5-4	3-6	4th, BE 6	#7
1998-99	10-8	7-2	3-6	4th (tie)	#4
1999-00	8-8	6-2	2-6	6th (tie)	#6
2000-01	8-8	5-3	3-5	3rd (tie), East	#5 East
2001-02	7-9	5-3	2-6	5th, East	#5 East
2002-03	8-8	5-3	3-5	3rd (tie), East	#4 East
2003-04	6-10	3-5	3-5	11th	#11
2004-05	11-5	6-2	5-3	3rd (tie)	#4
2005-06	14-2	7-1	7-1	1st (tie)	#2
2006-07	9-7	5-3	4-4	7th (tie)	#9
2007-08	9-9	6-3	3-6	T-8th	#8
2008-09	13-5	7-2	6-3	4th	#4
2009-10	13-5	7-2	6-3	2nd (tie)	#4
2010-11	9-9	5-4	4-5	9th (tie)	#10
2011-12	5-13	3-6	2-7	13th (tie)	#14
2012-13	10-8	7-2	3-6	7th (tie)	#7
2013-14	16-2	8-1	8-1	1st	#1

2013-14 RESULTS (29-5, 15-2 BIG EAST)

(HOME: 15-1/AWAY: 10-2, NEUTRAL: 4-2)

			Attendance	High Scorer/Rebounder
NOVEMBER				
8	Lafayette	W, 75-59	6,500	Bell 24/Ochefu 11
13	Mt. St. Mary's	W, 90-59	6,500	Pinkston 21/Hart 11
17	Towson	W, 78-44	6,500	Bell 20/Ochefu 8
22	Delaware	W, 84-80	6,500	Pinkston 26/Ochefu 11
Battle4Atlantis, Bahamas				
28	vs. USC	W, 94-79	2,026	Bell 17, Ochefu 8
29	vs. Kansas	W, 63-59	3,393	Two with 14/Pinkston 7
30	vs. Iowa	W, 88-83 (ot)	2,593	Bell 20,/Bell 9
DECEMBER				
4	Pennsylvania	W, 77-54	6,500	Hilliard 19/Bell 8
7	at Saint Joseph's	W, 98-68	4,200	Pinkston 27/Bell 14
15	La Salle	W, 73-52	6,500	Hilliard 21/Two with 7
21	Rider	W, 88-67	6,500	Hart 19/Hilliard 7
28	at Syracuse	L, 78-62	28,135	Bell 25/Two with 5
31	at BUTLER	W, 76-73 (ot)	9,318	Pinkston 22/Bell 8
JANUARY				
5	PROVIDENCE	W, 91-61	6,500	Pinkston 19/Pinkston 7
8	at SETON HALL	W, 83-67	8,546	Hilliard 19/Pinkston 6
11	at ST. JOHN'S – MSG	W, 74-67	11,707	Pinkston 15/Two with 10
18	DE PAUL	W, 88-62	6,500	Bell 17/Bell 8
20	CREIGHTON – WF	L, 96-68	14,114	Bell 19/Ochefu 6
25	at MARQUETTE	W, 94-85 (ot)	16,662	Bell 30/Ochefu 9
27	at GEORGETOWN	W, 65-60	11,204	Bell 16/Pinkston 7
FEBRUARY				
1	at Temple	W, 90-74	10,206	Bell 19/Three with 7
3	XAVIER	W, 81-58	6,500	Bell 27/Pinkston 8
7	SETON HALL	W, 70-53	6,500	Bell 20/Ochefu 10
12	at DE PAUL	W, 87-62	7,387	Hilliard 22/Pinkston 11
16	at CREIGHTON	L, 101-80	18,797	Bell 18/Bell 6
18	at PROVIDENCE	W, 82-79 (2ot)	12,106	Arcidiacono 21/Bell 9
22	ST. JOHN'S – WF	W, 57-54	17,124	Hilliard 18/Ochefu 11
26	BUTLER	W, 67-48	6,500	Two with 11/Hart 6
MARCH				
2	MARQUETTE	W, 73-56	15,026	Hilliard 26/Two with 7
6	at XAVIER	W, 77-70	10,340	Hilliard 19/Bell 8
8	GEORGETOWN – WF	W, 77-54	18,828	Hilliard 19/Pinkston 7
13	vs. SETON HALL* – BIG EAST Tour.	L, L, 64-63	14,925	Hart 18/Two with 8
20	vs. Milwaukee – NCAA	W, 73-53	18,706	Hilliard 16/Pinkston 8
22	vs. Connecticut – NCAA	L, 77-65	19,290	Arcidiacono 18/Ochefu 8

MSG – Madison Square Garden, New York, N.Y.

WF –

BIG EAST CHAMPIONSHIP RESULTS (1980-2014)

vs.	Won	Lost	vs.	Won	Lost	vs.	Won	Lost
Boston College	3	3	Miami	0	0	USF	0	2
Cincinnati	0	0	Notre Dame	0	0	Syracuse	4	8
Connecticut	3	2	Pittsburgh	6	2	Virginia Tech	0	0
DePaul	1	0	Providence	6	1	West Virginia	2	1
Georgetown	0	5	Rutgers	2	0	Total	33	33
Louisville	0	2	St. John's	3	4			
Marquette	1	1	Seton Hall	2	2			

CAREER LEADERS

Points	Total-Avg.
Kerry Kittles, 1992-96	2243-18.0
Scottie Reynolds, 2006-10	2222-16.0
Keith Herron, 1974-78	2170-18.5
Bob Schafer, 1951-55	2094-18.9
Doug West, 1985-89	2037-14.8
Howard Porter, 1968-71	2026-22.8
Allan Ray, 2002-06	2025-15.6
John Pinone, 1979-83	2024-16.1
Randy Foye, 2002-06	1966-15.0
Ed Pinckney, 1981-85	1865-14.4

Rebounds	Total-Avg.
Howard Porter, 1968-71	1317-14.8
Jim Washington, 1962-65	1194-14.0
Jack Devine, 1951-55	1181-10.5
Ed Pinckney, 1981-85	1107-8.6
Harold Pressley, 1982-86	1016-7.5
Jason Lawson, 1992-97	908-6.9
Jim Mooney, 1950-53	1010
Brooks Sales, 1998-02	858-7.5
John Pinone, 1979-83	837-6.6
Mouphtau Yarou, 2009-13	836-7.0

Assists	Total
Kenny Wilson, 1985-89	627
Stewart Granger, 1979-83	595
Alvin Williams, 1993-97	553
Chris Ford, 1969-72	507
Rory Sparrow, 1976-80	495
Scottie Reynolds, 2006-10	482
Corey Fisher, 2007-11	481
Joe Rogers, 1973-77	474
Gary McLain, 1981-85	456
John Celestand, 1995-99	450
(records first tabulated in 1970-71)	

Steals	Total
Kerry Kittles, 1992-96	279
Harold Pressley, 1982-86	213
Scottie Reynolds, 2006-10	207
Gary Massey, 1985-89	204
Alvin Williams, 1993-97	200
Randy Foye, 2002-06	198
Ed Pinckney, 1981-85	196
Lance Miller, 1989-93	187
Chris Walker, 1988-92	185
Jonathan Haynes, 1991-95	177
(records first tabulated in 1980-81)	

Blocked Shots	Total
Jason Lawson, 1993-97	375
Tom Greis, 1986-90	273
Ed Pinckney, 1981-85	253
Malik Allen, 1996-00	191
Jason Fraser, 2002-2006	172
Harold Pressley, 1982-86	152
Will Sheridan, 2003-07	146
Dante Cunningham, 2005-09	117
Brooks Sales, 1998-02	111
Mouphtau Yarou, 2009-13	101
(records first tabulated in 1980-81)	



Dee Davis, Xavier



QUICK FACTS

Location: Cincinnati, OH
Enrollment: 4,485
Founded: 1831
Nickname: Musketeers
Colors: Navy Blue, Gray and White
Home Court: Cintas Center (10,250)

COACHING STAFF

Head Coach

Chris Mack (Xavier, '92)
 Office Phone: (513) 745-3417

Assistant Coaches

Rick Carter (Michigan State, '02)
 Mike Pegues (Delaware, '00)
 Travis Steele (Butler, '04)

ADMINISTRATION

President

Michael J. Graham, S.J.

Director of Athletics

Greg Christopher
 Athletics Phone: (513) 745-3417

Associate AD/Communications

Tom Eiser
 Office (513) 745-3124
 Home (513) 382-5565
 e-mail eiser@xavier.edu

2014-15 SCHEDULE

NOVEMBER

14	Northern Arizona (FSN)	7:00
18	Long Beach State (FS1)	7:00
21	Stephen F. Austin (FS2)	8:00
24	Murray State (FS1)	7:00

Wooden Legacy

27	vs. San Diego (ESPN2)	4:30
28	vs. Princeton/UTEP (ESPN2)	TBD
30	vs. TBD	TBD

DECEMBER

6	Alabama (CBSSN)	8:00
9	IUPUI (FS1)	7:00
13	at Missouri (ESPN2)	4:00
20	at Auburn	6:00
28	Florida Gulf Coast (FS1)	4:00
31	GEORGETOWN (FS1)	10:00

JANUARY

3	at DE PAUL (FS1)	2:00
7	SETON HALL (CBSSN)	7:00
10	at BUTLER (FSN)	2:00
14	at VILLANOVA (FS1)	9:00
17	MARQUETTE (FSN)	Noon
22	at PROVIDENCE (FSN)	7:00
24	DE PAUL (FS1)	Noon
27	at GEORGETOWN (FS1)	7:00
31	at SETON HALL (FS1)	Noon

FEBRUARY

4	CREIGHTON (FS1)	9:00
7	PROVIDENCE (FS1)	1:00
10	at MARQUETTE (FS1)	9:00
14	ST. JOHN'S (FOX/FS1)	3:00
18	at Cincinnati (ESPN)	7:00
21	BUTLER (FSN)	2:00
23	at ST. JOHN'S ^{MSG} (FS1)	8:00
28	VILLANOVA (FOX)	2:00

MARCH

7	at CREIGHTON (FS2)	2:00
---	--------------------	------

^{MSG} Madison Square Garden

MUSKETEERS PREVIEW

The Big Picture

In their first season in the BIG EAST, the Musketeers continued their high level of success that has stretched over the last two decades. Xavier finished 21-13 overall and tied for third place in the league with a 10-8 mark after being picked seventh in the preseason coaches' poll. The Musketeers notched their eighth 20-win season in the last nine years and their 16th 20-win season in the last 18 years. It was also XU's eighth NCAA Tournament appearance in the last nine years. This season, coach Chris Mack will look to blend six scholarship returnees with a herald six-member freshman recruiting class.

Who's Back

Center Matt Stainbrook and point guard Dee Davis, a pair of seniors, are the returning starters. Stainbrook was All-BIG EAST Honorable Mention last season after averaging 10.6 points and a team-leading 7.4 rebounds, which ranked fifth in the BIG EAST. He was second in field goal shooting at 55.6 percent. Davis averaged 7.7 points and his 4.7 assist mark was second in the league. Jalen Reynolds, an athletic 6-9 forward, showed great promise as a freshman, averaging 3.8 points and 3.8 boards. Junior forward James Farr was a reserve who averaged 4.6 points and 3.9 rebounds. Sophomore guards Myles Davis (5.3 ppg) and Brandon Rudolph (2.6 ppg) both averaged double figures in minutes last season.

Who's Gone

Guard Semaj Christon left for the NBA after two seasons. Last year his all-around skills made him an All-BIG EAST First Team pick after he averaged 17.0 points 4.2 assists and 1.3 steals. Forward Justin Martin was a solid contributor, averaging 11.7 points and 5.2 rebounds. Forward Isaiah Philmore also was dependable, averaging 9.3 points and 5.0 rebounds.

Storylines

The Musketeers are accustomed to success and the duo of Stainbrook and Dee Davis gives Mack a solid base. Newcomers may play a significant role. Junior guard Remy Abell, a 6-4 transfer from Indiana, could earn a starting role. He is considered an elite defender. Larry Austin, Jr. is a shooting guard who may force his way into the rotation. Freshman forward Trevon Bluiett carries strong shooting credentials. Frontcourt hopefuls include 6-10 Makeinde London and 6-9 Sean O'Mara. In the backcourt, two more freshmen candidates are J.P. Macura and Edmond Sumner.



HEAD COACH CHRIS MACK

Hired at Xavier: April 15, 2009

Coaching File: Assistant coach Xavier, 2004-09; Assistant coach Wake Forest, 2001-04. In 10 years as an assistant, nine of his teams made postseason play, including eight in the NCAA Tournament.

Highlights: 2014 NCAA; 2012 NCAA Sweet 16; 2011 NCAA; 2010-11 Atlantic 10 Coach of the Year; Received 2011 Skip Prosser Man of the Year Award from Collegeinsider.com for basketball success

and display of moral integrity; 2010 NCAA Sweet 16; 2009-10 Basketball Times Rookie Coach of the Year; Was first Xavier coach to reach the Sweet 16 in his first or second season; Collegiate File – Two-year captain at Xavier. Played for coach Pete Gillen. Played in the 1993 NCAA Tournament at Xavier. Started his collegiate playing career at Evansville where he played two seasons, including the 1989 NCAA Tournament. Was the 1987-88 Cincinnati Post Metro Player of the Year at St. Xavier H.S. in Cincinnati.

Education: B.A. in Communication Arts (1992), Xavier University.

Personal: Native of Cleveland, Ohio; his wife Christi was the Director of Basketball Operations for the Xavier women's basketball team and is a former girls basketball coach at Colerain H.S. in Cincinnati. They have two daughters, Hailee and Laine. Birthdate: 12-30-69.

MACK'S RECORD

Career Record (five years) 111-57 (.661)
Xavier Record (five years) 111-57 (.661)

BIG EAST Regular Season Record (first year) 10-8 (.556)
BIG EAST Tournament Record (first year) 1-1 (.500)
BIG EAST Overall Record (first year) 11-9 (.550)

NCAA Record (four appearances) 4-4 (.500)
NIT Record 0-0 (.000)

YEAR-BY-YEAR

		Overall	Conference	Conf. Tourn.	Postseason
2009-10	Xavier	26-9	14-2/T1st	---	2-1 NCAA/final 16
2010-11	Xavier	24-8	15-1/1st	---	NCAA 0-1
2011-12	Xavier	23-13	10-6/T3rd	---	2-1 NCAA/final 16
2012-13	Xavier	17-14	9-7/T6th	0-1	
2013-14	Xavier	21-13	10-8/T3rd	1-1	NCAA 0-1

REGULAR SEASON GAMES

Home Record: 7-2
Best Home Record: 7-2 in 2013-14
Worst Home Record: 7-2 in 2013-14
Most Consecutive Home Wins: 4 games in 2013-14
Most Consecutive Home Losses: 2 games in 2013-14
Road Record: 3-6
Best Road Record: 3-6 in 2013-14
Worst Road Record: 3-6 in 2013-14
Most Consecutive Road Wins: N/A
Most Consecutive Road Losses: 2 losses twice in 2013-14
Longest Winning Streak: 3 games in 2013-14
Longest Losing Streak: 3 games in 2013-14

BIG EAST REGULAR SEASON RESULTS

Year	Won-Lost	Home	Away	Finish	Championship Seed
2013-14	10-8	7-2	3-6	T3rd	#3

BIG EAST CHAMPIONSHIP RESULTS (1980-2014)

vs.	Won	Lost
Creighton	0	1
Marquette	1	0
Total	1	1



2013-14 RESULTS (21-13, 10-8 BIG EAST)

(HOME: 15-2/AWAY: 4-6/NEUTRAL: 2-5)

			Attendance	High Scorer/Rebounder
NOVEMBER				
8	Gardner-Webb	W, 83-59	10,250	Christon 14,/Stainbrook 12
12	Tennessee	W, 67-63	9,878	Christon 18/Stainbrook 9
15	Morehead State	W, 79-56	9,528	Chirsston 20/Stainbrook 10
20	Miami (O.)	W, 77-51	9,514	Davis 15/Two with 11
25	Abilene Christian	W, 93-65	9,269	Christon 17/Stainbrook 10
Battle4Atlanta, Bahamas				
28	Iowa	L, 77-74 (ot)	2,258	Martin 16/Farr 10
29	Tennessee	L, 64-49	1,573	Stainbrook 10/Farr 6
30	USC	L, 84-78	1,393	Christon 21/Stainbrook 6
DECEMBER				
7	Bowling Green	W, 85-73 (ot)	9,270	Christon 22/Farr 9
10	Evansville	W, 63-60	9,086	Christon 19/Stainbrook 15
14	vs Cincinnati	W, 64-47	10,250	Martin 17/Stainbrook 11
21	at Alabama	W, 77-74	10,477	Two with 17/Philmore 12
28	Wake Forest	W, 68-53	10,064	Stainbrook 21/Stainbrook 10
31	ST. JOHN'S	W, 70-60	10,250	Martin 15/Stainbrook 10
JANUARY				
4	BUTLER	W, 79-68	10,250	Chirston 14/Two with 7
9	MARQUETTE	W, 86-79	9,650	Christon 28/Two with 8
12	at CREIGHTON	L, 95-89	17,589	Christon 27/Stainbrook 11
15	GEORGETOWN	W, 80-67	10,250	Christon 18/Stainbrook 8
20	at DE PAUL	W, 74-64	6,531	Christon 27/Stainbrook 8
25	at PROVIDENCE	L, 81-72	11,112	Martin 19/Stainbrook 9
FEBRUARY				
1	SETON HALL	L, 68-60	10,063	Christon 21/Stainbrook 14
3	at VILLANOVA	L, 81-58	6,500	Christon 17/Stainbrook 11
8	PROVIDENCE	W, 59-53	10,250	Two with 13/Stainbrook 9
11	at BUTLER	W, 64-50	6,868	Christon 15/Stainbrook 9
15	at MARQUETTE	L, 81-72	18,644	Martin 20/Two with 7
19	DE PAUL	W, 83-64	9,752	Martin 22, Martin 7
22	at GEORGETOWN	L, 74-52	11,854	Christon 17/
25	at ST. JOHN'S -- MSG	W, 65-53	6,707	Reynolds 17/Reynolds 16
MARCH				
1	CREIGHTON	W, 75-69	10,483	Christon 21/Martin 16
3	at SETON HALL	L, 71-62	6,286	Christon 28/Philmore 9
6	VILLANOVA	L, 77-70	10,340	Martin 20/Two with 6
13	vs. MARQUETTE* -- BIG EAST Tour.	W, 68-65	13,807	Martin 19/Philmore 6
14	vs. CREIGHTON* -- BIG EAST Tour.	L, 86-78	15,580	Philmore 23/Philmore 7
18	vs. N.C. State NCAA	L, 74-59	12,077	Stainbrook 19/Stainbrook 9

MSG – Madison Square Garden, New York, N.Y.

CAREER LEADERS

Points	Total-Avg.
Byron Larkin, 1984-88	2,696
David West, 1999-03	2,132
Romain Soto, 2000-04	2,005
Tyrone Hill, 1986-90	2,003
Lenny Brown, 1995-99	1,885
Tu Holloway, 2008-12	1,833
Anthony Hicks, 1979-83	1,805
Jamie Gladden, 1989-93	1,780
Steve Thomas, 1962-66	1,722
Brian Grant, 1990-94	1,719

Rebounds	Total-Avg.
Tyrone Hill, 1986-90	1380
Bob Pelkington, 1961-64	1961
David West, 1999-03	1308
Brian Grant, 1990-94	1080
Dave Piontek, 1953-56	995
Bob Quick, 1965-68	939
Joe Viviano, 1956-59	906
Romain Soto, 2000-04	892
Derek Strong, 1987-90	805
James Posey, 1996-99	801

Assists	Total
Ralph Lee, 1982-86	699
Jamal Walker, 1987-91	639
Tu Holloway, 2008-12	550
Keith Walker, 1976-80	496
Dedrick Finn, 2002-06	481
Gary Lumpkin, 1995-99	470
Michael Hawkins, 1991-95	448
Lionel Chalmers, 2000-04	405
Steve Gentry, 1991-94	390
Stanley Burrell, 2004-08	388

Steals	Total
Lenny Brown, 1995-99	242
Anthony Hicks, 1979-83	226
James Posey, 1996-99	214
Nick Daniels, 1975-79	202
Byron Larkin, 1984-88	201
Ralph Lee, 1982-86	194
Stan Kimbrough, 1986-89	178
Jamal Walker, 1987-91	174
David West, 1999-2003	171
Tu Holloway, 2008-12	164

Blocked Shots	Total
David West, 1999-03	228
Aaron Williams, 1989-93	197
Justin Doellman, 2003-07	140
Kenny Frease, 2008-12	130
Jason Lowe, 2006-10	127
Brian Grant, 1990-94	127
Dexter Bailey, 1980-84	120
David Payton, 1975-79	92
Jamel McLean, 2008-11	81
Derrick Brown, 2006-09	81
Nick Daniels, 1975-79	81

THE BIG EAST CONFERENCE

655 Third Avenue, Seventh Floor
New York, NY 10017

Val Ackerman, Commissioner

**John Paquette, Associate Commissioner
for Sports Media Relations**

Office (646) 663-3443
Mobile (401) 265-2244
e-mail jpaquette@bigeast.com

BUTLER UNIVERSITY

Hinkle Fieldhouse
510 W. 49th Street
Indianapolis, IN 46208

Brandon Miller, Head Basketball Coach

Office (317) 556-5847

Jim McGrath, Associate Athletic Director

Office (317) 556-5182
Mobile (317) 797-7871
e-mail jmcgrath@butler.edu

CREIGHTON UNIVERSITY

2500 California Plaza
Omaha, NE 68178

Greg McDermott, Head Basketball Coach

Office (402) 280-1795

Rob Anderson, Sports Information Director

Office (402) 280-5544
Mobile (402) 660-5854
e-mail randerson@creighton.edu

DE PAUL UNIVERSITY

2323 North Sheffield Avenue
Chicago, IL 60614

Oliver Purnell, Head Basketball Coach

Office (773) 325-7575

Greg Greenwell, Director of Athletic Communications

Office (773) 325-7546
Home (773) 343-3722
e-mail ggreenwe@depaul.edu

GEORGETOWN UNIVERSITY

3700 O Street NW
Washington, DC 20057

John Thompson III, Head Basketball Coach

Office (202) 687-2374

Mex Carey, Assistant AD/Communications

Office (202) 687-2475
Mobile (917) 578-7445
e-mail mbc32@georgetown.edu

MARQUETTE UNIVERSITY

770 North 12th Street
Milwaukee, WI 53233

Steve Wojciechowski, Head Basketball Coach

Office (414) 288-7130

Scott Kuykendall, Associate AD/Media Relations

Office (414) 288-4794
Home (414) 807-3490
e-mail scott.kuykendall@marquette.edu

PROVIDENCE COLLEGE

549 River Avenue
Providence, RI 02918

Ed Cooley, Head Basketball Coach

Office (401) 865-2527

**Arthur Parks, Associate AD/
Communications**

& Marketing
Office (401) 865-2759
Mobile (401) 378-7334
e-mail aparks@providence.edu

ST. JOHN'S UNIVERSITY

8000 Utopia Parkway
Jamaica, NY 11439

Steve Lavin, Head Basketball Coach

Office (718) 990-5528

Steve Dombroski, Sr. Assoc. AD/Communications

Office (718)-990-6897
Mobile (518)-928-6103
e-mail TBA

SETON HALL UNIVERSITY

400 South Orange Avenue
South Orange, NJ 07079

Kevin Willard, Head Basketball Coach

Office (973) 761-9070

Matt Sweeney, Assistant AD/Communications

Office (973) 761-9694
Mobile (973) 943-8434
e-mail matthew.sweeney@shu.edu

VILLANOVA UNIVERSITY

800 Lancaster Avenue
Villanova, PA 17325

Jay Wright, Head Basketball Coach

Office (610) 519-4140

Mike Sheridan, Director of Media Relations

Office (610) 519-4120
Home (610) 924-9042
e-mail michael.sheridan@villanova.edu

XAVIER UNIVERSITY

3800 Victory Blvd.
Cincinnati, OH 45207

Chris Mack, Head Basketball Coach

Office (513) 745-3417

Tom Eiser, Asst. Athletic Director

Office (513) 745-3124
Home (513) 382-5565
e-mail eiser@xavier.edu

**BIG
EAST**
CONFERENCE

**2013-14
IN
REVIEW**



BIG EAST

	W-L	Pct.	H	A
Villanova (6/13)	16-2	.889	8-1	8-1
Creighton (16/20)	14-4	.778	9-0	5-4
Xavier	10-8	.556	7-2	3-6
Providence (rv/--)	10-8	.556	6-3	4-5
St. John's	10-8	.556	6-3	4-5
Marquette	9-9	.500	6-3	3-6
Georgetown	8-10	.444	6-3	2-7
Seton Hall	6-12	.333	3-6	3-6
Butler	4-14	.222	2-7	2-7
DePaul	3-15	.167	2-7	1-8

OVERALL

W-L	Pct.	H	A	N	Streak
29-5	.853	15-1	10-2	4-2	Lost 1
27-8	.771	16-0	7-4	4-4	Lost 1
21-13	.618	15-2	4-6	2-5	Lost 2
23-12	.657	13-3	5-6	5-3	Lost 1
20-13	.606	13-5	4-5	3-3	Lost 2
17-15	.531	12-4	3-8	2-3	Lost 4
18-15	.545	13-3	2-8	3-4	Lost 1
17-17	.500	10-8	4-7	3-2	Lost 1
14-17	.452	8-7	4-7	2-3	Lost 1
12-21	.364	8-8	3-10	1-3	Lost 1

(Rank in final Associated Press Poll followed by USA Today Poll, rv - receiving votes)

Big East Regular Season Champion

^ Big East Tournament Champion

POSTSEASON SCHEDULE

NCAA Championship

FIRST FOUR • Dayton, Ohio

TUESDAY, MARCH 18

No. 12 N.C. State 74, No. 12 Xavier 59

EAST REGIONAL • Buffalo, New York

THURSDAY, MARCH 20

No. 2 Villanova 73, No. 15 Milwaukee 53

SATURDAY, MARCH 22

No. 7 Connecticut 77, No. 2 Villanova 65

WEST REGIONAL • San Antonio, Texas

FRIDAY, MARCH 21

No. 3 Creighton 76, No. 14 La.-Lafayette 66

SUNDAY, MARCH 23

No. 6 Baylor 85, No. 3 Creighton 55

EAST REGIONAL • San Antonio, Texas

FRIDAY, MARCH 21

No. 6 North Carolina 79, No. 11 Providence 77

National Invitation Tournament

FIRST ROUND

TUESDAY, MARCH 18

No. 8 Robert Morris 89, No. 1 St. John's 78
No. 4 Georgetown 77, No. 5 West Virginia 65

MONDAY, MARCH 24

No. 1 Florida State 101, No. 4 Georgetown 90

2014 BIG EAST TOURNAMENT

PRESENTED BY NEW YORK LIFE
MADISON SQUARE GARDEN
MARCH 12-15

CHAMPIONSHIP

Providence 65, Creighton 58

SEMIFINALS

Providence 80, Seton Hall 74
Creighton 86, Xavier 78

Quarterfinals

Seton Hall 64, Villanova 63
Providence 79, St. John's 74
Creighton 84, DePaul 62
Xavier 68, Marquette 65

First Round

Seton Hall 51, Butler 50
DePaul 60, Georgetown 56





Doug McDermott, Creighton

BIG EAST PLAYER OF THE YEAR

Doug McDermott, Creighton

BIG EAST COACH OF THE YEAR

Jay Wright, Villanova

BIG EAST ROOKIE OF THE YEAR

Billy Garrett, Jr., DePaul

BIG EAST DEFENSIVE PLAYER OF THE YEAR

Fuquan Edwin, Seton Hall

BIG EAST MOST IMPROVED PLAYER

Darrun Hilliard, Villanova

Daniel Ochefu, Villanova

BIG EAST SIXTH MAN AWARD

Davante Gardner, Marquette

BIG EAST SPORTSMANSHIP AWARD

Chris Otule, Marquette

BIG EAST BASKETBALL SCHOLAR-ATHLETE

Alex Barlow, Butler

2014 BIG EAST TOURNAMENT

Presented by NEW YORK LIFE

DAVE GAVITT TROPHY

(MOST OUTSTANDING PLAYER)

Bryce Cotton, Providence

BIG EAST ALL-TOURNAMENT TEAM

LaDontae Henton, Providence

Doug McDermott, Creighton

Austin Chatman, Creighton

Eugene Teague, Seton Hall

Semaj Christon, Xavier

2013-14 BIG EAST WEEKLY HONORS

Date	Player of the Week	Rookie of the Week
Nov. 18	Doug McDermott, Creighton	Tommy Hamilton, IV, DePaul
Nov. 25	Doug McDermott, Creighton	Jaren Sina, Seton Hall
Dec. 2	James Bell, Villanova	Billy Garrett, Jr., DePaul
Dec. 9	Doug McDermott, Creighton	Myles Davis, Xavier
Dec. 16	Kellen Dunham, Butler	Billy Garrett, Jr., DePaul
Dec. 23	D'Angelo Harrison, St. John's	Josh Hart, Villanova
Dec. 30	Matt Stainbrook, Xavier	Billy Garrett, Jr., DePaul
Jan. 6	Doug McDermott, Creighton	Josh Hart, Villanova
Jan. 13	Doug McDermott, Creighton	Josh Hart, Villanova
Jan. 20	Bryce Cotton, Providence	Billy Garrett, Jr., DePaul
Jan. 27	Ethan Wragge, Creighton	Rysheed Jordan, St. John's
Feb. 3	Doug McDermott, Creighton	R.J. Curington, DePaul
Feb. 10	James Bell, Villanova	Rysheed Jordan, St. John's
Feb. 17	Doug McDermott, Creighton	Rysheed Jordan, St. John's
Feb. 24	Bryce Cotton, Providence	Billy Garrett, Jr., DePaul
March 3	Bryce Cotton, Providence	Jalen Reynolds, Xavier
March 9	Doug McDermott, Creighton	Rysheed Jordan, St. John's

ALL-BIG EAST FIRST TEAM

DOUG MCDERMOTT, Creighton, F, Sr., 6-8, 225, Ames, IA*

MARKEL STARKS, Georgetown, G, Sr., 6-2, 175, Accokeek, MD

BRYCE COTTON, Providence, G, Sr., 6-1, 165, Tucson, AZ*

D'ANGELO HARRISON, St. John's, G, Jr., 6-4, 204, Missouri City, TX

JAMES BELL, Villanova, G, Sr., 6-6, 220, Orlando, FL

SEMAJ CHRISTON, Xavier, G, So, 6-3, 190, Cincinnati, OH*

ALL-BIG EAST SECOND TEAM^

KELLEN DUNHAM, Butler, G, So., 6-6, 185, Pendleton, IN

D'VAUNTES SMITH-RIVERA, Georgetown, G, So., 6-3, 218, Indianapolis, IN

DAVANTE GARDNER, Marquette, F, Sr., 6-8, 290, Suffolk, VA

KADEEM BATTS, Providence, F, Sr., 6-9, 245, Boston, MA

FUQUAN EDWIN, Seton Hall, F/G, Sr., 6-6, 215, Paterson, NJ

JAYVAUGHN PINKSTON, Villanova, F, Jr., 6-7, 240, Brooklyn, NY

BIG EAST HONORABLE MENTION

ETHAN WRAGGE, Creighton, F, Sr., 6-7, 225, Eden Prairie, MN

RYAN ARCIDIACONO, Villanova, G, So., 6-3, 195, Langhorne, PA

DARRUN HILLIARD, Villanova, G, Jr., 6-6, 215, Bethlehem, PA

MATT STAINBROOK, Xavier, C, Jr., 6-10, 263, Bay Village, OH

BIG EAST ALL-ROOKIE TEAM^

ANDREW CHRABASCZ, Butler, F, Fr., 6-7, 225, Portsmouth, RI

BILLY GARRETT, JR., DePaul, G, Fr., 6-5, 194, Chicago, IL

TOMMY HAMILTON IV, DePaul, F, Fr., 6-10, 284, Chicago, IL

DEONTE BURTON, Marquette, F, Fr., 6-4, 230, Milwaukee, WI

RYSHEED JORDAN, St. John's G, Fr., 6-4, 185, Philadelphia, PA

JAREN SINA, Seton Hall, G, Fr., 6-2, 180, Lake Hopatcong, NJ

JOSH HART, Villanova, G, Fr., 6-5, 202, Silver Springs, MD

* unanimous selection

^ due to a tie in the voting, an additional position was named

TO BE RANKED, A PLAYER MUST APPEAR IN AT LEAST 75.0% OF THEIR TEAM'S GAMES.

SCORING

##	Player-Team	Cl	G	FG	3FG	FT	Pts	Avg/G
1.	MCDERMOTT, Doug-CU	Sr	35	330	96	178	934	26.7
2.	COTTON, Bryce-PC	Sr	35	230	77	226	763	21.8
3.	SMITH-RIVERA, D'Vaunt-GU	So	33	178	66	158	580	17.6
4.	HARRISON, D'Angelo-SJU	Jr	33	169	64	174	576	17.5
5.	STARKS, Markel-GU	Sr	33	186	57	141	570	17.3
6.	CHRISTON, Semaj-XU	So	34	201	19	157	578	17.0
7.	DUNHAM, Kellen-Butler	So	31	164	78	102	508	16.4
8.	YOUNG, Brandon-DPU	Sr	32	178	29	136	521	16.3
9.	MARSHALL, Khyle-Butler	Sr	31	196	1	70	463	14.9
10.	GARDNER, Davante-MU	Sr	32	159	2	157	477	14.9
11.	EDWIN, Fuquan-SHU	Sr	29	159	45	57	420	14.5
12.	BELL, James-VU	Sr	34	159	85	88	491	14.4
13.	HILLIARD, Darrun-VU	Jr	34	157	70	102	486	14.3
14.	PINKSTON, JayVaughn-VU	Jr	34	160	8	151	479	14.1
15.	HENTON, LaDontae-PC	Jr	35	168	48	106	490	14.0
16.	GIBBS, Sterling-SHU	So	32	111	31	168	421	13.2
17.	SAMPSON, JaKarr-SJU	So	33	181	1	61	424	12.8
18.	GARRETT, Billy-DPU	Fr	31	107	37	132	383	12.4
19.	BATTS, Kadeem-PC	Sr	35	147	5	130	429	12.3
20.	WILSON, Jamil-MU	Sr	32	136	32	71	375	11.7
21.	MARTIN, Justin-XU	Jr	33	126	50	83	385	11.7
22.	HARRIS, Tyler-PC	So	35	136	29	104	405	11.6
23.	MAYO, Todd-MU	Jr	30	105	25	105	340	11.3
24.	TEAGUE, Eugene-SHU	Sr	29	121	0	82	324	11.2
25.	STAINBROOK, Matt-XU	Jr	33	145	1	60	351	10.6
26.	WRAGGE, Ethan-CU	Sr	35	112	110	31	365	10.4
27.	OLIVER, Brian-SHU	Sr	32	108	85	32	333	10.4
28.	ARCIDIACONO, Ryan-VU	So	34	107	59	64	337	9.9
29.	JORDAN, Rysheed-SJU	Fr	29	100	17	63	280	9.7
30.	AUDA, Patrik-SHU	Jr	27	89	11	69	258	9.6

REBOUNDING

##	Player-Team	Cl	G	OFF	DEF	TOT	Avg/G
1.	WOODS, Kameron-Butler	Jr	30	61	209	270	9.0
2.	HENTON, LaDontae-PC	Jr	35	85	191	276	7.9
3.	TEAGUE, Eugene-SHU	Sr	29	82	146	228	7.9
4.	BATTS, Kadeem-PC	Sr	35	108	151	259	7.4
5.	STAINBROOK, Matt-XU	Jr	33	79	165	244	7.4
6.	MCDERMOTT, Doug-CU	Sr	35	57	187	244	7.0
7.	SAMPSON, JaKarr-SJU	So	33	68	134	202	6.1
8.	PINKSTON, JayVaughn-VU	Jr	34	74	134	208	6.1
9.	OCHEFU, Daniel-VU	So	34	64	144	208	6.1
10.	BELL, James-VU	Sr	34	52	154	206	6.1
11.	WILSON, Jamil-MU	Sr	32	45	144	189	5.9
12.	GARDNER, Davante-MU	Sr	32	69	113	182	5.7
13.	SANCHEZ, Orlando-SJU	Sr	32	48	130	178	5.6
14.	LUBICK, Nate-GU	Sr	33	40	139	179	5.4
15.	MARTIN, Justin-XU	Jr	33	36	134	170	5.2
16.	HARRIS, Tyler-PC	So	35	76	103	179	5.1
17.	PHILMORE, Isaiah-XU	Sr	33	66	99	165	5.0
18.	SMITH-RIVERA, D'Vaunt-GU	So	33	43	121	164	5.0
19.	HOPKINS, Mikael-GU	Jr	33	61	102	163	4.9
20.	HARRISON, D'Angelo-SJU	Jr	33	29	132	161	4.9

FIELD GOAL PCT (MIN. 3.0 MADE PER GAME)

##	Player-Team	Cl	G	FG	FGA	Pct
1.	TEAGUE, Eugene-SHU	Sr	29	121	195	.621
2.	STAINBROOK, Matt-XU	Jr	33	145	261	.556
3.	PHILMORE, Isaiah-XU	Sr	33	105	194	.541
4.	AUDA, Patrik-SHU	Jr	27	89	166	.536
5.	MARSHALL, Khyle-Butler	Sr	31	196	368	.533
6.	GARDNER, Davante-MU	Sr	32	159	301	.528
7.	MCDERMOTT, Doug-CU	Sr	35	330	627	.526
8.	PINKSTON, JayVaughn-VU	Jr	34	160	307	.521
9.	SAMPSON, JaKarr-SJU	So	33	181	366	.495
10.	HILLIARD, Darrun-VU	Jr	34	157	323	.486
11.	CHRISTON, Semaj-XU	So	34	201	420	.479
12.	WRAGGE, Ethan-CU	Sr	35	112	242	.463
13.	MAYO, Todd-MU	Jr	30	105	228	.461
14.	MARTIN, Justin-XU	Jr	33	126	279	.452
15.	HENTON, LaDontae-PC	Jr	35	168	377	.446

3-POINT FG PCT (MIN. 1.0 MADE PER GAME)

##	Player-Team	Cl	G	3FG	FGA	Pct
1.	WRAGGE, Ethan-CU	Sr	35	110	234	.470
2.	MCDERMOTT, Doug-CU	Sr	35	96	214	.449
3.	OLIVER, Brian-SHU	Sr	32	85	205	.415
4.	HILLIARD, Darrun-VU	Jr	34	70	169	.414
5.	MANIGAT, Jahenns-CU	Sr	35	60	148	.405
6.	HOOPER, Max-SJU	So	25	25	62	.403
7.	SMITH-RIVERA, D'Vaunt-GU	So	33	66	168	.393
8.	THOMAS, Jake-MU	Sr	32	67	172	.390
9.	CHATMAN, Austin-CU	Jr	35	35	90	.389
10.	SINA, Jaren-SHU	Fr	34	39	102	.382
11.	BARLOW, Alex-Butler	Jr	31	38	101	.376
12.	MARTIN, Justin-XU	Jr	33	50	134	.373
13.	DAVIS, Dee-XU	Jr	32	39	105	.371
14.	BELL, James-VU	Sr	34	85	229	.371
15.	HARRISON, D'Angelo-SJU	Jr	33	64	173	.370

FREE THROW PCT (MIN. 2.0 MADE PER GAME)

##	Player-Team	Cl	G	FTM	FTA	Pct
1.	SMITH-RIVERA, D'Vaunt-GU	So	33	158	181	.873
2.	STARKS, Markel-GU	Sr	33	141	162	.870
3.	MCDERMOTT, Doug-CU	Sr	35	178	206	.864
4.	HARRISON, D'Angelo-SJU	Jr	33	174	202	.861
5.	COTTON, Bryce-PC	Sr	35	226	265	.853
6.	HARRIS, Tyler-PC	So	35	104	124	.839
7.	GARRETT, Billy-DPU	Fr	31	132	160	.825
8.	BELL, James-VU	Sr	34	88	108	.815
9.	MAYO, Todd-MU	Jr	30	105	129	.814
10.	DUNHAM, Kellen-Butler	So	31	102	127	.803
11.	GARDNER, Davante-MU	Sr	32	157	201	.781
12.	MARTIN, Justin-XU	Jr	33	83	108	.769
13.	AUDA, Patrik-SHU	Jr	27	69	91	.758
14.	HENTON, LaDontae-PC	Jr	35	106	142	.746
15.	PINKSTON, JayVaughn-VU	Jr	34	151	203	.744

ASSISTS

##	Player-Team	Cl	G	Assists	Avg/G
1.	COTTON, Bryce-PC	Sr	35	205	5.9
2.	DAVIS, Dee-XU	Jr	32	149	4.7
3.	CHATMAN, Austin-CU	Jr	35	155	4.4
4.	GIBBS, Sterling-SHU	So	32	135	4.2
	WILSON, Derrick-MU	Jr	32	135	4.2
6.	CHRISTON, Semaj-XU	So	34	142	4.2
7.	STARKS, Markel-GU	Sr	33	135	4.1
8.	GIBBS, Grant-CU	Sr	29	112	3.9
9.	BARLOW, Alex-Butler	Jr	31	110	3.5
10.	YOUNG, Brandon-DPU	Sr	32	113	3.5
11.	ARCIDIACONO, Ryan-VU	So	34	118	3.5
12.	JORDAN, Rysheed-SJU	Fr	29	88	3.0
13.	GARRETT, Billy-DPU	Fr	31	93	3.0
14.	MANIGAT, Jahenns-CU	Sr	35	100	2.9
15.	BROOKS, Devin-CU	Jr	34	95	2.8

2013-14 Team Statistics

STEALS

##	Player-Team	Cl	G	Steals	Avg/G
1.	EDWIN, Fuquan-SHU	Sr	29	77	2.7
2.	BARLOW, Alex-Butler	Jr	31	61	2.0
3.	YOUNG, Brandon-DPU	Sr	32	57	1.8
4.	CHRISTON, Semaj-XU	So	34	45	1.3
5.	HENTON, LaDontae-PC	Jr	35	46	1.3
6.	HILLIARD, Darrun-VU	Jr	34	44	1.3
	BELL, James-VU	Sr	34	44	1.3
8.	WILSON, Derrick-MU	Jr	32	41	1.3
9.	SMITH-RIVERA, D'Vaunt-GU	So	33	41	1.2
10.	JORDAN, Rysheed-SJU	Fr	29	36	1.2
11.	POINTER, Sir'Dominic-SJU	Jr	33	40	1.2
12.	DAVIS, Dee-XU	Jr	32	38	1.2
13.	McDONALD, Durrell-DPU	So	33	37	1.1
14.	BURTON, Deonte-MU	Fr	32	35	1.1
15.	ARCIDIACONO, Ryan-VU	So	34	37	1.1

BLOCKED SHOTS

##	Player-Team	Cl	G	Blocks	Avg/G
1.	OBEKPA, Chris-SJU	So	32	94	2.9
2.	DESROSIERS, Carson-PC	Jr	34	82	2.4
3.	OCHEFU, Daniel-VU	So	34	52	1.5
4.	HOPKINS, Mikael-GU	Jr	33	50	1.5
5.	SANCHEZ, Orlando-SJU	Sr	32	36	1.1
6.	POINTER, Sir'Dominic-SJU	Jr	33	35	1.1
7.	WOODS, Kameron-Butler	Jr	30	30	1.0
8.	SAMPSON, JaKarr-SJU	So	33	32	1.0
	MARCIUS, Sandi-DPU	Sr	33	32	1.0
10.	OTULE, Chris-MU	Sr	32	31	1.0
11.	STAINBROOK, Matt-XU	Jr	33	31	0.9
12.	MOBLEY, Brandon-SHU	Jr	34	31	0.9
13.	ACHIUWA, God'sgift-SJU		32	26	0.8
14.	BATTS, Kadeem-PC	Sr	35	27	0.8
15.	AYEGBA, Moses-GU	Sr	31	23	0.7

ASSIST/TURNOVER RATIO (MIN. 3.0 ASSISTS/GAME)

##	Player-Team	Cl	G	Asst	Turn	Ratio
1.	BARLOW, Alex-Butler	Jr	31	110	36	3.1
2.	WILSON, Derrick-MU	Jr	32	135	48	2.8
3.	CHATMAN, Austin-CU	Jr	35	155	60	2.6
4.	ARCIDIACONO, Ryan-VU	So	34	118	48	2.5
5.	COTTON, Bryce-PC	Sr	35	205	85	2.4
6.	DAVIS, Dee-XU	Jr	32	149	62	2.4
7.	GIBBS, Grant-CU	Sr	29	112	54	2.1
8.	GIBBS, Sterling-SHU	So	32	135	68	2.0
9.	STARKS, Markel-GU	Sr	33	135	76	1.8
10.	CHRISTON, Semaj-XU	So	34	142	89	1.6
11.	GARRETT, Billy-DPU	Fr	31	93	68	1.4
12.	JORDAN, Rysheed-SJU	Fr	29	88	65	1.4
13.	YOUNG, Brandon-DPU	Sr	32	113	99	1.1

SCORING OFFENSE

##	Team	G	W-L	Pts	Avg/G
1.	Creighton	18	14-4	1402	77.9
2.	Villanova	18	16-2	1390	77.2
3.	Providence	18	10-8	1327	73.7
4.	Marquette	18	9-9	1297	72.1
5.	Xavier	18	10-8	1280	71.1
6.	St.John's	18	10-8	1278	71.0
7.	SetonHall	18	6-12	1227	68.2
8.	Georgetown	18	8-10	1212	67.3
9.	DePaul	18	3-15	1206	67.0
10.	Butler	18	4-14	1172	65.1

SCORING DEFENSE

##	Team	G	Pts	Avg/G
1.	Villanova	18	1211	67.3
2.	St. John's	18	1228	68.2
3.	Creighton	18	1241	68.9
4.	Georgetown	18	1243	69.1
5.	SetonHall	18	1262	70.1
6.	Butler	18	1263	70.2
7.	Xavier	18	1265	70.3
8.	Providence	18	1325	73.6
9.	Marquette	18	1331	73.9
10.	DePaul	18	1422	79.0

SCORING MARGIN

##	Team	G	OFF	DEF	Margin
1.	Villanova	18	77.2	67.3	+9.9
2.	Creighton	18	77.9	68.9	+8.9
3.	St. John's	18	71.0	68.2	+2.8
4.	Xavier	18	71.1	70.3	+0.8
5.	Providence	18	73.7	73.6	+0.1
6.	Georgetown	18	67.3	69.1	-1.7
7.	Marquette	18	72.1	73.9	-1.9
8.	Seton Hall	18	68.2	70.1	-1.9
9.	Butler	18	65.1	70.2	-5.1
10.	DePaul	18	67.0	79.0	-12.0

FREE THROW PCT

##	Team	G	FTM	FTA	Pct
1.	Providence	18	337	441	.764
2.	Creighton	18	249	336	.741
3.	Xavier	18	295	406	.727
4.	Georgetown	18	284	392	.724
5.	Villanova	18	297	416	.714
6.	Marquette	18	336	471	.713
7.	St. John's	18	260	366	.710
8.	Seton Hall	18	241	347	.695
9.	DePaul	18	275	405	.679
10.	Butler	18	247	368	.671

FIELD GOAL PERCENTAGES

##	Team	G	FG	FGA	Pct
1.	Creighton	18	490	982	.499
2.	Xavier	18	447	947	.472
3.	Villanova	18	463	983	.471
4.	Seton Hall	18	425	925	.459
5.	St. John's	18	470	1058	.444
6.	Georgetown	18	415	936	.443
7.	Providence	18	435	1002	.434
8.	Marquette	18	436	1014	.430
9.	DePaul	18	409	993	.412
10.	Butler	18	410	998	.411

FIELD GOAL PCT DEFENSE

##	Team	G	FG	FGA	Pct
1.	St. John's	18	419	1000	.419
2.	Villanova	18	409	970	.422
3.	Georgetown	18	403	940	.429
4.	Xavier	18	430	999	.430
5.	Creighton	18	440	1012	.435
6.	Marquette	18	449	1003	.448
7.	Providence	18	471	1046	.450
8.	Seton Hall	18	433	937	.462
9.	Butler	18	468	991	.472
10.	DePaul	18	478	940	.509

3-POINT FG PCT

##	Team	G	FG	FGA	Pct
1.	Creighton	18	173	424	.408
2.	Villanova	18	167	428	.390
3.	Seton Hall	18	136	360	.378
4.	Providence	18	120	332	.361
5.	Xavier	18	91	264	.345
6.	St. John's	18	78	229	.341
7.	Georgetown	18	98	290	.338
8.	DePaul	18	113	336	.336
9.	Marquette	18	89	276	.322
10.	Butler	18	105	335	.313

3-POINT FG PCT DEFENSE

##	Team	G	FG	FGA	Pct
1.	Butler	18	98	303	.323
2.	St. John's	18	106	326	.325
3.	Providence	18	102	310	.329
4.	Seton Hall	18	101	300	.337
5.	Georgetown	18	112	316	.354
6.	Creighton	18	122	344	.355
7.	Villanova	18	116	317	.366
8.	Xavier	18	142	378	.376
9.	Marquette	18	149	378	.394
10.	DePaul	18	122	302	.404

REBOUNDING OFFENSE

##	Team	G	Reb	Avg/G
1.	Providence	18	651	36.2
2.	St. John's	18	636	35.3
3.	Marquette	18	622	34.6
4.	Villanova	18	619	34.4
5.	Xavier	18	618	34.3
6.	Creighton	18	597	33.2
7.	Georgetown	18	580	32.2
8.	Butler	18	575	31.9
9.	DePaul	18	573	31.8
10.	Seton Hall	18	525	29.2

REBOUNDING MARGIN

##	Team	G	TEAM	Avg	OPP	Avg	Margin
1.	Xavier	18	618	34.3	554	30.8	+3.6
2.	Providence	18	651	36.2	599	33.3	+2.9
3.	Villanova	18	619	34.4	574	31.9	+2.5
4.	Creighton	18	597	33.2	581	32.3	+0.9
5.	Marquette	18	622	34.6	619	34.4	+0.2
6.	St. John's	18	636	35.3	647	35.9	-0.6
7.	Georgetown	18	580	32.2	595	33.1	-0.8
8.	DePaul	18	573	31.8	614	34.1	-2.3
9.	Seton Hall	18	525	29.2	580	32.2	-3.1
10.	Butler	18	575	31.9	633	35.2	-3.2

BLOCKED SHOTS

##	Team	G	Blocks	Avg/G
1.	St. John's	18	112	6.2
2.	Providence	18	98	5.4
3.	Georgetown	18	80	4.4
4.	DePaul	18	74	4.1
5.	Villanova	18	62	3.4
6.	Marquette	18	51	2.8
7.	Seton Hall	18	45	2.5
8.	Xavier	18	39	2.2
9.	Butler	18	33	1.8
10.	Creighton	18	18	1.0

ASSISTS

##	Team	G	Assists	Avg/G
1.	Creighton	18	312	17.3
2.	Villanova	18	272	15.1
3.	Xavier	18	270	15.0
4.	Marquette	18	261	14.5
5.	Providence	18	249	13.8
6.	Seton Hall	18	245	13.6
7.	St. John's	18	231	12.8
8.	Georgetown	18	220	12.2
9.	Butler	18	200	11.1
10.	DePaul	18	185	10.3

STEALS

##	Team	G	Steals	Avg/G
1.	St. John's	18	126	7.0
2.	Seton Hall	18	119	6.6
3.	DePaul	18	118	6.6
4.	Villanova	18	115	6.4
5.	Marquette	18	104	5.8
6.	Georgetown	18	99	5.5
7.	Butler	18	96	5.3
8.	Xavier	18	93	5.2
9.	Providence	18	92	5.1
10.	Creighton	18	67	3.7

ASSIST/TURNOVER RATIO

##	Team	G	Asst	Avg	Turn	Avg	Ratio
1.	Creighton	18	312	17.3	172	9.6	1.8
2.	Villanova	18	272	15.1	210	11.7	1.3
3.	Xavier	18	270	15.0	218	12.1	1.2
4.	Marquette	18	261	14.5	212	11.8	1.2
5.	Providence	18	249	13.8	215	11.9	1.2
6.	Seton Hall	18	245	13.6	215	11.9	1.1
7.	St. John's	18	231	12.8	203	11.3	1.1
8.	Butler	18	200	11.1	177	9.8	1.1
9.	Georgetown	18	220	12.2	201	11.2	1.1
10.	DePaul	18	185	10.3	243	13.5	0.8

2013-14 Individual Statistics

SCORING

##	Player-Team	Cl	G	FG	3FG	FT	Pts	Avg/G
1.	MCDERMOTT, Doug-CU	Sr	18	180	50	88	498	27.7
2.	COTTON, Bryce-PC	Sr	18	124	43	130	421	23.4
3.	CHRISTON, Semaj-XU	So	18	117	10	93	337	18.7
4.	STARKS, Markel-GU	Sr	18	106	31	78	321	17.8
5.	SMITH-RIVERA, D'Vaunt-GU	So	18	101	33	79	314	17.4
6.	YOUNG, Brandon-DPU	Sr	18	104	20	84	312	17.3
7.	HARRISON, D'Angelo-SJU	Jr	18	88	35	92	303	16.8
8.	GARDNER, Davante-MU	Sr	18	88	0	116	292	16.2
9.	DUNHAM, Kellen-Butler	So	18	94	44	55	287	15.9
10.	EDWIN, Fuquan-SHU	Sr	16	96	32	29	253	15.8
11.	HILLIARD, Darrun-VU	Jr	18	87	42	55	271	15.1
12.	HENTON, LaDontae-PC	Jr	18	91	29	51	262	14.6
13.	MARTIN, Justin-XU	Jr	18	83	35	54	255	14.2
14.	BELL, James-VU	Sr	18	78	46	47	249	13.8
15.	GARRETT, Billy-DPU	Fr	16	61	25	74	221	13.8
16.	PINKSTON, JayVaughn-VU	Jr	18	86	3	72	247	13.7
17.	MARSHALL, Khyle-Butler	Sr	18	101	1	34	237	13.2
18.	SAMPSON, JaKarr-SJU	So	18	103	0	27	233	12.9
19.	BATTS, Kadeem-PC	Sr	18	72	0	84	228	12.7
20.	GIBBS, Sterling-SHU	So	17	61	19	66	207	12.2
21.	WILSON, Jamil-MU	Sr	18	72	19	53	216	12.0
22.	MAYO, Todd-MU	Jr	18	65	13	70	213	11.8
23.	JORDAN, Rysheed-SJU	Fr	17	71	11	38	191	11.2
24.	ARCIDIACONO, Ryan-VU	So	18	62	37	35	196	10.9
25.	OLIVER, Brian-SHU	Sr	16	54	41	13	162	10.1
26.	STAINBROOK, Matt-XU	Jr	17	70	0	32	172	10.1
27.	HARRIS, Tyler-PC	So	18	61	13	44	179	9.9
28.	AUDA, Patrik-SHU	Jr	17	58	8	38	162	9.5
29.	WRAGGE, Ethan-CU	Sr	18	51	50	19	171	9.5
30.	FORTUNE, Josh-PC	So	18	59	34	11	163	9.1

REBOUNDING

##	Player-Team	Cl	G	OFF	DEF	TOT	Avg/G
1.	WOODS, Kameron-Butler	Jr	17	29	112	141	8.3
2.	BATTS, Kadeem-PC	Sr	18	61	85	146	8.1
3.	STAINBROOK, Matt-XU	Jr	17	34	89	123	7.2
4.	HENTON, LaDontae-PC	Jr	18	41	88	129	7.2
5.	MCDERMOTT, Doug-CU	Sr	18	33	95	128	7.1
6.	WILSON, Jamil-MU	Sr	18	25	98	123	6.8
7.	PINKSTON, JayVaughn-VU	Jr	18	45	77	122	6.8
8.	OCHEFU, Daniel-VU	So	18	25	82	107	5.9
	MARTIN, Justin-XU	Jr	18	20	87	107	5.9
10.	BELL, James-VU	Sr	18	27	79	106	5.9
11.	SAMPSON, JaKarr-SJU	So	18	36	68	104	5.8
12.	GARDNER, Davante-MU	Sr	18	42	56	98	5.4
13.	LUBICK, Nate-GU	Sr	18	21	74	95	5.3
14.	PHILMORE, Isaiah-XU	Sr	18	39	55	94	5.2
15.	HARRIS, Tyler-PC	So	18	35	57	92	5.1
	HARRISON, D'Angelo-SJU	Jr	18	18	74	92	5.1
17.	HOPKINS, Mikael-GU	Jr	18	35	56	91	5.1
18.	SMITH-RIVERA, D'Vaunt-GU	So	18	20	68	88	4.9
19.	SANCHEZ, Orlando-SJU	Sr	17	24	59	83	4.9
20.	HAMILTON, Tommy-DPU	Fr	17	19	63	82	4.8

FIELD GOAL PCT (MIN. 3.0 MADE PER GAME)

##	Player-Team	Cl	G	FG	FGA	Pct
1.	MCDERMOTT, Doug-CU	Sr	18	180	333	.541
2.	STAINBROOK, Matt-XU	Jr	17	70	130	.538
3.	PINKSTON, JayVaughn-VU	Jr	18	86	162	.531
4.	CHRISTON, Semaj-XU	So	18	117	230	.509
5.	GARDNER, Davante-MU	Sr	18	88	173	.509
6.	MARTIN, Justin-XU	Jr	18	83	166	.500
7.	SAMPSON, JaKarr-SJU	So	18	103	207	.498
8.	HILLIARD, Darrun-VU	Jr	18	87	177	.492
9.	MARSHALL, Khyle-Butler	Sr	18	101	207	.488
10.	AUDA, Patrik-SHU	Jr	17	58	119	.487
11.	EDWIN, Fuquan-SHU	Sr	16	96	205	.468
12.	JORDAN, Rysheed-SJU	Fr	17	71	156	.455
13.	MAYO, Todd-MU	Jr	18	65	143	.455
14.	SMITH-RIVERA, D'Vaunt-GU	So	18	101	224	.451
15.	BELL, James-VU	Sr	18	78	174	.448

3-POINT FG PCT (MIN. 1.0 MADE PER GAME)

##	Player-Team	Cl	G	3FG	FGA	Pct
1.	MCDERMOTT, Doug-CU	Sr	18	50	108	.463
2.	WRAGGE, Ethan-CU	Sr	18	50	110	.455
3.	GIBBS, Sterling-SHU	So	17	19	42	.452
4.	HILLIARD, Darrun-VU	Jr	18	42	94	.447
5.	ARCIDIACONO, Ryan-VU	So	18	37	87	.425
6.	OLIVER, Brian-SHU	Sr	16	41	97	.423
7.	BELL, James-VU	Sr	18	46	109	.422
8.	COTTON, Bryce-PC	Sr	18	43	104	.413
9.	MARTIN, Justin-XU	Jr	18	35	86	.407
10.	SINA, Jaren-SHU	Fr	18	21	52	.404
11.	CHATMAN, Austin-CU	Jr	18	18	45	.400
12.	MANIGAT, Jahenns-CU	Sr	18	31	78	.397
13.	DAVIS, Dee-XU	Jr	18	25	63	.397
	GARRETT, Billy-DPU	Fr	16	25	63	.397
15.	BARLOW, Alex-Butler	Jr	18	25	65	.385

FREE THROW PCT (MIN. 2.0 MADE PER GAME)

##	Player-Team	Cl	G	FTM	FTA	Pct
1.	HARRISON, D'Angelo-SJU	Jr	18	92	102	.902
2.	SMITH-RIVERA, D'Vaunt-GU	So	18	79	90	.878
3.	STARKS, Markel-GU	Sr	18	78	89	.876
4.	GARDNER, Davante-MU	Sr	18	116	136	.853
5.	MCDERMOTT, Doug-CU	Sr	18	88	105	.838
6.	DAVIS, Dee-XU	Jr	18	36	43	.837
7.	HARRIS, Tyler-PC	So	18	44	53	.830
8.	BELL, James-VU	Sr	18	47	57	.825
9.	COTTON, Bryce-PC	Sr	18	130	158	.823
10.	DUNHAM, Kellen-Butler	So	18	55	67	.821
11.	MARTIN, Justin-XU	Jr	18	54	66	.818
	POINTER, Sir'Dominic-SJU	Jr	18	36	44	.818
13.	GARRETT, Billy-DPU	Fr	16	74	91	.813
14.	MAYO, Todd-MU	Jr	18	70	87	.805
15.	PINKSTON, JayVaughn-VU	Jr	18	72	91	.791

ASSISTS

##	Player-Team	Cl	G	Assists	Avg/G
1.	COTTON, Bryce-PC	Sr	18	109	6.1
2.	DAVIS, Dee-XU	Jr	18	94	5.2
3.	GIBBS, Sterling-SHU	So	17	74	4.4
4.	WILSON, Derrick-MU	Jr	18	78	4.3
5.	CHATMAN, Austin-CU	Jr	18	77	4.3
6.	CHRISTON, Semaj-XU	So	18	76	4.2
7.	STARKS, Markel-GU	Sr	18	69	3.8
8.	ARCIDIACONO, Ryan-VU	So	18	67	3.7
9.	BARLOW, Alex-Butler	Jr	18	66	3.7
10.	MANIGAT, Jahenns-CU	Sr	18	61	3.4
11.	JORDAN, Rysheed-SJU	Fr	17	57	3.4
12.	YOUNG, Brandon-DPU	Sr	18	59	3.3
13.	BROOKS, Devin-CU	Jr	17	47	2.8
14.	GARRETT, Billy-DPU	Fr	16	43	2.7
15.	WILSON, Jamil-MU	Sr	18	47	2.6



STEALS

##	Player-Team	Cl	G	Steals	Avg/G
1.	EDWIN, Fuquan-SHU	Sr	16	38	2.4
2.	YOUNG, Brandon-DPU	Sr	18	36	2.0
3.	BARLOW, Alex-Butler	Jr	18	34	1.9
4.	JORDAN, Rysheed-SJU	Fr	17	27	1.6
5.	WILSON, Derrick-MU	Jr	18	28	1.6
6.	CHRISTON, Semaj-XU	So	18	27	1.5
7.	GIBBS, Sterling-SHU	So	17	23	1.4
8.	BOWEN, Aaron-GU	Sr	18	22	1.2
	HARRISON, D'Angelo-SJU	Jr	18	22	1.2
10.	ARCIDIACONO, Ryan-VU	So	18	21	1.2
	BELL, James-VU	Sr	18	21	1.2
12.	FORTUNE, Josh-PC	So	18	20	1.1
13.	OLIVER, Brian-SHU	Sr	16	17	1.1
14.	HILLIARD, Darrun-VU	Jr	18	19	1.1
	HENTON, LaDontae-PC	Jr	18	19	1.1
	HARRIS, Tyler-PC	So	18	19	1.1
	McDONALD, Durrell-DPU	So	18	19	1.1

BLOCKED SHOTS

##	Player-Team	Cl	G	Blocks	Avg/G
1.	DESROSIERS, Carson-PC	Jr	17	38	2.2
2.	OBEKPA, Chris-SJU	So	17	36	2.1
3.	HOPKINS, Mikael-GU	Jr	18	31	1.7
4.	OCHEFU, Daniel-VU	So	18	23	1.3
5.	POINTER, Sir'Dominic-SJU	Jr	18	19	1.1
	MARCIUS, Sandi-DPU	Sr	18	19	1.1
	BATTS, Kadeem-PC	Sr	18	19	1.1
8.	MOBLEY, Brandon-SHU	Jr	18	17	0.9
9.	AYEGBA, Moses-GU	Sr	17	16	0.9
10.	ACHIUWA, God'sgift-SJU		18	16	0.9
11.	HARRIS, Tyler-PC	So	18	15	0.8
	SAMPSON, JaKarr-SJU	So	18	15	0.8
	OTULE, Chris-MU	Sr	18	15	0.8
14.	SANCHEZ, Orlando-SJU	Sr	17	13	0.8
15.	STAINBROOK, Matt-XU	Jr	17	12	0.7

ASSIST/TURNOVER RATIO (MIN. 3.0 ASSISTS/GAME)

##	Player-Team	Cl	G	Asst	Turn	Ratio
1.	MANIGAT, Jahenns-CU	Sr	18	61	12	5.1
2.	BARLOW, Alex-Butler	Jr	18	66	20	3.3
3.	DAVIS, Dee-XU	Jr	18	94	33	2.8
4.	WILSON, Derrick-MU	Jr	18	78	28	2.8
5.	CHATMAN, Austin-CU	Jr	18	77	31	2.5
6.	ARCIDIACONO, Ryan-VU	So	18	67	27	2.5
7.	COTTON, Bryce-PC	Sr	18	109	47	2.3
8.	GIBBS, Sterling-SHU	So	17	74	43	1.7
9.	CHRISTON, Semaj-XU	So	18	76	46	1.7
10.	STARKS, Markel-GU	Sr	18	69	46	1.5
11.	JORDAN, Rysheed-SJU	Fr	17	57	44	1.3
12.	YOUNG, Brandon-DPU	Sr	18	59	53	1.1

SCORING OFFENSE

##	Team	G	W-L	Pts	Avg/G
1.	Creighton	18	14-4	1402	77.9
2.	Villanova	18	16-2	1390	77.2
3.	Providence	18	10-8	1327	73.7
4.	Marquette	18	9-9	1297	72.1
5.	Xavier	18	10-8	1280	71.1
6.	St. John's	18	10-8	1278	71.0
7.	Seton Hall	18	6-12	1227	68.2
8.	Georgetown	18	8-10	1212	67.3
9.	DePaul	18	3-15	1206	67.0
10.	Butler	18	4-14	1172	65.1

SCORING DEFENSE

##	Team	G	Pts	Avg/G
1.	Villanova	18	1211	67.3
2.	St. John's	18	1228	68.2
3.	Creighton	18	1241	68.9
4.	Georgetown	18	1243	69.1
5.	Seton Hall	18	1262	70.1
6.	Butler	18	1263	70.2
7.	Xavier	18	1265	70.3
8.	Providence	18	1325	73.6
9.	Marquette	18	1331	73.9
10.	DePaul	18	1422	79.0

SCORING MARGIN

##	Team	G	OFF	DEF	Margin
1.	Villanova	18	77.2	67.3	+9.9
2.	Creighton	18	77.9	68.9	+8.9
3.	St. John's	18	71.0	68.2	+2.8
4.	Xavier	18	71.1	70.3	+0.8
5.	Providence	18	73.7	73.6	+0.1
6.	Georgetown	18	67.3	69.1	-1.7
7.	Marquette	18	72.1	73.9	-1.9
8.	Seton Hall	18	68.2	70.1	-1.9
9.	Butler	18	65.1	70.2	-5.1
10.	DePaul	18	67.0	79.0	-12.0

FREE THROW PCT

##	Team	G	FTM	FTA	Pct
1.	Providence	18	337	441	.764
2.	Creighton	18	249	336	.741
3.	Xavier	18	295	406	.727
4.	Georgetown	18	284	392	.724
5.	Villanova	18	297	416	.714
6.	Marquette	18	336	471	.713
7.	St. John's	18	260	366	.710
8.	Seton Hall	18	241	347	.695
9.	DePaul	18	275	405	.679
10.	Butler	18	247	368	.671

FIELD GOAL PERCENTAGES

##	Team	G	FG	FGA	Pct
1.	Creighton	18	490	982	.499
2.	Xavier	18	447	947	.472
3.	Villanova	18	463	983	.471
4.	Seton Hall	18	425	925	.459
5.	St. John's	18	470	1058	.444
6.	Georgetown	18	415	936	.443
7.	Providence	18	435	1002	.434
8.	Marquette	18	436	1014	.430
9.	DePaul	18	409	993	.412
10.	Butler	18	410	998	.411

CONFERENCE GAMES ONLY
2013-14 Team Statistics

FIELD GOAL PCT DEFENSE

##	Team	G	FG	FGA	Pct
1.	St. John's	18	419	1000	.419
2.	Villanova	18	409	970	.422
3.	Georgetown	18	403	940	.429
4.	Xavier	18	430	999	.400
5.	Creighton	18	440	1012	.435
6.	Marquette	18	449	1003	.448
7.	Providence	18	471	1046	.450
8.	Seton Hall	18	433	937	.462
9.	Butler	18	468	991	.472
10.	DePaul	18	478	940	.509

3-POINT FG PCT

##	Team	G	FG	FGA	Pct
1.	Creighton	18	173	424	.408
2.	Villanova	18	167	428	.390
3.	Seton Hall	18	136	360	.378
4.	Providence	18	120	332	.361
5.	Xavier	18	91	264	.345
6.	St. John's	18	78	229	.341
7.	Georgetown	18	98	290	.338
8.	DePaul	18	113	336	.336
9.	Marquette	18	89	276	.322
10.	Butler	18	105	335	.313

3-POINT FG PCT DEFENSE

##	Team	G	FG	FGA	Pct
1.	Butler	18	98	303	.323
2.	St. John's	18	106	326	.325
3.	Providence	18	102	310	.329
4.	Seton Hall	18	101	300	.337
5.	Georgetown	18	112	316	.354
6.	Creighton	18	122	344	.355
7.	Villanova	18	116	317	.366
8.	Xavier	18	142	378	.376
9.	Marquette	18	149	378	.394
10.	DePaul	18	122	302	.404

REBOUNDING OFFENSE

##	Team	G	Reb	Avg/G
1.	Providence	18	651	36.2
2.	St. John's	18	636	35.3
3.	Marquette	18	622	34.6
4.	Villanova	18	619	34.4
5.	Xavier	18	618	34.3
6.	Creighton	18	597	33.2
7.	Georgetown	18	580	32.2
8.	Butler	18	575	31.9
9.	DePaul	18	573	31.8
10.	Seton Hall	18	525	29.2

BLOCKED

##	Team	G	Blocks	Avg/G
1.	St. John's	18	112	6.2
2.	Providence	18	98	5.4
3.	Georgetown	18	80	4.4
4.	DePaul	18	74	4.1
5.	Villanova	18	62	3.4
6.	Marquette	18	51	2.8
7.	Seton Hall	18	45	2.5
8.	Xavier	18	39	2.2
9.	Butler	18	33	1.8
10.	Creighton	18	18	1.0

SHOTS

##	Team	G	Blocks	Avg/G
1.	St. John's	18	112	6.2
2.	Providence	18	98	5.4
3.	Georgetown	18	80	4.4
4.	DePaul	18	74	4.1
5.	Villanova	18	62	3.4
6.	Marquette	18	51	2.8
7.	Seton Hall	18	45	2.5
8.	Xavier	18	39	2.2
9.	Butler	18	33	1.8
10.	Creighton	18	18	1.0

ASSISTS

##	Team	G	Assists	Avg/G
1.	Creighton	18	312	17.3
2.	Villanova	18	272	15.1
3.	Xavier	18	270	15.0
4.	Marquette	18	261	14.5
5.	Providence	18	249	13.8
6.	Seton Hall	18	245	13.6
7.	St. John's	18	231	12.8
8.	Georgetown	18	220	12.2
9.	Butler	18	200	11.1
10.	DePaul	18	185	10.3

STEALS

##	Team	G	Steals	Avg/G
1.	St. John's	18	126	7.0
2.	Seton Hall	18	119	6.6
3.	DePaul	18	118	6.6
4.	Villanova	18	115	6.4
5.	Marquette	18	104	5.8
6.	Georgetown	18	99	5.5
7.	Butler	18	96	5.3
8.	Xavier	18	93	5.2
9.	Providence	18	92	5.1
10.	Creighton	18	67	3.7

REBOUNDING MARGIN

##	Team	G	TEAM	Avg	OPP	Avg	Margin
1.	Xavier	18	618	34.3	554	30.8	+3.6
2.	Providence	18	651	36.2	599	33.3	+2.9
3.	Villanova	18	619	34.4	574	31.9	+2.5
4.	Creighton	18	597	33.2	581	32.3	+0.9
5.	Marquette	18	622	34.6	619	34.4	+0.2
6.	St. John's	18	636	35.3	647	35.9	-0.6
7.	Georgetown	18	580	32.2	595	33.1	-0.8
8.	DePaul	18	573	31.8	614	34.1	-2.3
9.	Seton Hall	18	525	29.2	580	32.2	-3.1
10.	Butler	18	575	31.9	633	35.2	-3.2

TURNOVER MARGIN

##	Team	G	TEAM	Avg	OPP	Avg	Margin
1.	St. John's	18	203	11.3	240	13.3	+2.1
2.	Marquette	18	212	11.8	238	13.2	+1.4
3.	Villanova	18	210	11.7	234	13.0	+1.3
4.	Butler	18	177	9.8	200	11.1	+1.3
5.	Creighton	18	172	9.6	172	9.6	+0.0
6.	Seton Hall	18	215	11.9	206	11.4	-0.5
7.	Georgetown	18	201	11.2	191	10.6	-0.6
8.	DePaul	18	243	13.5	222	12.3	-1.2
9.	Xavier	18	218	12.1	184	10.2	-1.9
10.	Providence	18	215	11.9	179	9.9	-2.0

ASSIST/TURNOVER RATIO

##	Team	G	Asst	Avg	Turn	Avg	Ratio
1.	Creighton	18	312	17.3	172	9.6	1.8
2.	Villanova	18	272	15.1	210	11.7	1.3
3.	Xavier	18	270	15.0	218	12.1	1.2
4.	Marquette	18	261	14.5	212	11.8	1.2
5.	Providence	18	249	13.8	215	11.9	1.2
6.	Seton Hall	18	245	13.6	215	11.9	1.1
7.	St. John's	18	231	12.8	203	11.3	1.1
8.	Butler	18	200	11.1	177	9.8	1.1
9.	Georgetown	18	220	12.2	201	11.2	1.1
10.	DePaul	18	185	10.3	243	13.5	0.8

INDIVIDUAL PLAYER GAME HIGHS (ALL GAMES)**Points**

- 45 MCDERMOTT, Doug (Creighton) vs Providence (03-08-14)
- 39 MCDERMOTT, Doug (Creighton) vs St. John's (01-28-14)
- 39 MCDERMOTT, Doug (Creighton) vs Villanova (02-16-14)

Field goals made

- 17 MCDERMOTT, Doug (Creighton) vs Providence (03-08-14)
- 15 MCDERMOTT, Doug (Creighton) vs UMKC (11-11-13)
- 15 EDWIN, Fuquan (Seton Hall) at Mercer (11/16/13)
- 15 MCDERMOTT, Doug (Creighton) vs St. John's (01-28-14)

Field goal attempts

- 26 MCDERMOTT, Doug (Creighton) vs St. John's (01-28-14)
- 25 MCDERMOTT, Doug (Creighton) vs UMKC (11-11-13)
- 25 EDWIN, Fuquan (Seton Hall) at Mercer (11/16/13)
- 25 DUNHAM, Kellen (Butler) vs DePaul (01/09/14)
- 25 COTTON, Bryce (Providence) vs St. John's (2/4/14)
- 25 MCDERMOTT, Doug (Creighton) vs Providence (03-08-14)

Field goal percentage

- .889 (8-9) AUDA, Patrik (Seton Hall) vs Monmouth (11/18/13)
- .818 (9-11) BATTS, Kadeem (Providence) vs Marist (11/16/13)
- .818 (9-11) BROOKS, Devin (Creighton) vs Arizona St. (11/28/13)
- .818 (9-11) PINKSTON, JayVaughn (Villanova) vs Seton Hall (02/07/14)

3-Pt FG made

- 9 WRAGGE, Ethan (Creighton) at Villanova (01/20/14)
- 8 OLIVER, Brian (Seton Hall) vs LIU Brooklyn (12/05/13)

3-Pt FG attempts

- 17 OLIVER, Brian (Seton Hall) vs LIU Brooklyn (12/05/13)
- 14 DUNHAM, Kellen (Butler) vs DePaul (01/09/14)
- 14 WRAGGE, Ethan (Creighton) at Villanova (01/20/14)

3-Pt percentage

- 1.000 (7-7) DUNHAM, Kellen (Butler) vs Seton Hall (3/8/2014)
- 1.000 (5-5) MELVIN, Cleveland (DePaul) vs Grambling State (11-09-13)

Free throws made

- 18 COTTON, Bryce (Providence) vs Fairfield (11/29/13)
- 17 GIBBS, Sterling (Seton Hall) vs Niagara (11/09/13)
- 17 GIBBS, Sterling (Seton Hall) vs Oklahoma (11/22/13)

Free throw attempts

- 23 GIBBS, Sterling (Seton Hall) vs Niagara (11/09/13)
- 20 GARDNER, Davante (Marquette) vs Southern (11/8/13)
- 20 GIBBS, Sterling (Seton Hall) vs Oklahoma (11/22/13)

Free throw percentage

- 1.000 (13-13) MCDERMOTT, Doug (Creighton) vs Arkansas-Pine Bluff (12-17-13)
- 1.000 (11-11) HARRISON, D'Angelo (St. John's) vs Wagner (11/15/13)
- 1.000 (11-11) COTTON, Bryce (Providence) vs Marist (11/16/13)
- 1.000 (11-11) SMITH-RIVERA, D'Vaunt (Georgetown) at DePaul (02/03/14)
- 1.000 (10-10) STARKS, Markel (Georgetown) vs VCU (11/24/13)
- 1.000 (10-10) MCDERMOTT, Doug (Creighton) vs Arizona St. (11/28/13)
- 1.000 (10-10) GIBBS, Sterling (Seton Hall) at Rutgers (12/08/13)
- 1.000 (10-10) GARDNER, Davante (Marquette) vs Xavier (2/15/14)
- 1.000 (10-10) STARKS, Markel (Georgetown) at Marquette (2/27/14)
- 1.000 (10-10) SMITH-RIVERA, D'Vaunt (Georgetown) vs DePaul (3/12/14)
- 1.000 (10-10) MCDERMOTT, Doug (Creighton) vs Xavier (3/14/14)
- 1.000 (10-10) SMITH-RIVERA, D'Vaunt (Georgetown) vs West Virginia (03/18/14)

Rebounds

- 17 BATTS, Kadeem (Providence) vs Butler (1/21/14)
- 16 TEAGUE, Eugene (Seton Hall) vs LIU Brooklyn (12/05/13)
- 16 TEAGUE, Eugene (Seton Hall) at Rutgers (12/08/13)
- 16 REYNOLDS, Jalen (Xavier) at St. John's (2/25/14)
- 16 MARTIN, Justin (Xavier) vs Creighton (03/01/14)
- 16 HENTON, LaDontae (Providence) vs Marquette (3/4/14)

Assists

- 11 COTTON, Bryce (Providence) vs Marist (11/16/13)
- 11 POINTER, Sir'Dominic (St. John's) vs Fordham (12/7/13)
- 11 ARCIDIACONO, Ryan (Villanova) at Marquette (1/25/14)
- 11 STARKS, Markel (Georgetown) vs Creighton (03/04/14)

Steals

- 8 EDWIN, Fuquan (Seton Hall) vs Eastern Washington (12/22/13)
- 6 McDONALD, Durrell (DePaul) vs Arizona St. (12/06/13)
- 6 ANDERSON, Juan (Marquette) vs Ball St. (12/17/13)
- 6 EDWIN, Fuquan (Seton Hall) vs Lafayette (12/27/13)
- 6 EDWIN, Fuquan (Seton Hall) vs Butler (01/29/14)
- 6 WILSON, Derrick (Marquette) vs Xavier (2/15/14)

Blocked shots

- 9 OBEKPA, Chris (St. John's) vs Monmouth (11/22/13)
- 7 OBEKPA, Chris (St. John's) vs Bucknell (11/19/13)
- 7 OBEKPA, Chris (St. John's) vs Penn St. (11/29/13)
- 7 OBEKPA, Chris (St. John's) vs Marquette (2/1/2014)

Turnovers

- 7 STARKS, Markel (Georgetown) vs VCU (11/24/13)
- 7 CHRISTON, Semaj (Xavier) vs USC (11/30/13)
- 7 TEAGUE, Eugene (Seton Hall) at Rutgers (12/08/13)
- 7 FORTUNE, Josh (Providence) vs Villanova (2/18/14)
- 7 CHRISTON, Semaj (Xavier) vs NC State (03/18/14)

TEAM GAME HIGHS (ALL GAMES)**Points**

- 114 Marquette vs Grambling State (11/12/13)
- 107 Creighton vs Alcorn State (11-08-13)

Margin

- 59 (100-41) Butler vs Manchester (12/09/13)
- 46 (107-61) Creighton vs Alcorn State (11-08-13)
- 46 (104-58) St. John's vs Fordham (12/7/13)

Field goals made

- 45 Marquette vs Grambling State (11/12/13)
- 39 St. John's vs Fordham (12/7/13)

Field goal attempts

- 82 Marquette vs Grambling State (11/12/13)
- 78 St. John's vs Robert Morris (3/18/14)

Field goal percentage

- .667 (28-42) Providence at Butler (02/23/14)
- .661 (39-59) St. John's vs Fordham (12/7/13)

3-Pt FG made

- 21 Creighton at Villanova (01/20/14)
- 16 Creighton vs Chicago State (12-29-13)
- 16 St. John's vs Robert Morris (3/18/14)

3-Pt FG attempts

- 38 Villanova vs Iowa (11/30/13)
- 38 Seton Hall vs LIU Brooklyn (12/05/13)

3-Pt percentage

- .800 (8-10) Xavier vs DePaul (02/19/14)
- .692 (9-13) Georgetown vs St. John's (1/4/14)

CONFERENCE GAMES ONLY

2013-14 Game Highs

Free throws made

- 38 Providence vs Fairfield (11/29/13)
- 33 Marquette vs Southern (11/8/13)
- 33 Seton Hall vs Niagara (11/09/13)

Free throw attempts

- 53 Marquette vs Southern (11/8/13)
- 52 Seton Hall vs Niagara (11/09/13)

Free throw percentage

- 1.000 (4-4) Creighton vs Marquette (12-31-13)
- .952 (20-21) Providence vs LaSalle (11/24/13)

Rebounds

- 56 Marquette vs Grambling State (11/12/13)
- 54 Marquette at Providence (3/4/14)

Assists

- 33 Marquette vs Grambling State (11/12/13)
- 29 St. John's vs Fordham (12/7/13)

Steals

- 17 Marquette vs Ball St. (12/17/13)
- 15 Seton Hall at Mercer (11/16/13)

Blocked shots

- 15 St. John's vs Monmouth (11/22/13)
- 15 St. John's vs Longwood (11/26/13)

Turnovers

- 26 Georgetown vs VCU (11/24/13)
- 23 Seton Hall at Mercer (11/16/13)
- 23 DePaul vs Chicago State (12/15/13)

Fouls

- 36 Seton Hall vs Niagara (11/09/13)
- 34 DePaul vs Marquette (02/22/14)

INDIVIDUAL PLAYER GAME HIGHS

(CONFERENCE GAMES ONLY)

Points

- 45 MCDERMOTT, Doug (Creighton) vs Providence (03-08-14)
- 39 MCDERMOTT, Doug (Creighton) vs St. John's (01-28-14)
- 39 MCDERMOTT, Doug (Creighton) vs Villanova (02-16-14)

Field goals made

- 17 MCDERMOTT, Doug (Creighton) vs Providence (03-08-14)
- 15 MCDERMOTT, Doug (Creighton) vs St. John's (01-28-14)

Field goal attempts

- 26 MCDERMOTT, Doug (Creighton) vs St. John's (01-28-14)
- 25 DUNHAM, Kellen (Butler) vs DePaul (01/09/14)
- 25 COTTON, Bryce (Providence) vs St. John's (2/4/14)
- 25 MCDERMOTT, Doug (Creighton) vs Providence (03-08-14)

Field goal percentage

- .818 (9-11) PINKSTON, JayVaughn (Villanova) vs Seton Hall (02/07/14)
- .800 (8-10) CHRISTON, Semaj (Xavier) vs Marquette (01/09/14)
- .800 (8-10) GARDNER, Davante (Marquette) vs Georgetown (2/27/14)

3-Pt FG made

- 9 WRAGGE, Ethan (Creighton) at Villanova (01/20/14)
- 7 DUNHAM, Kellen (Butler) vs Seton Hall (3/8/2014)

3-Pt FG attempts

- 14 DUNHAM, Kellen (Butler) vs DePaul (01/09/14)
- 14 WRAGGE, Ethan (Creighton) at Villanova (01/20/14)

3-Pt percentage

- 1.000 (7-7) DUNHAM, Kellen (Butler) vs Seton Hall (3/8/2014)
- .857 (6-7) SMITH-RIVERA, D'Vaunt (Georgetown) vs St. John's (1/4/14)

Free throws made

- 13 HARRISON, D'Angelo (St. John's) vs Villanova (1/11/14)
- 13 MCDERMOTT, Doug (Creighton) vs DePaul (02-07-14)
- 13 COTTON, Bryce (Providence) vs Marquette (3/4/14)

Free throw attempts

- 16 GARDNER, Davante (Marquette) at DePaul (02/22/14)
- 16 MCDERMOTT, Doug (Creighton) vs Seton Hall (02-23-14)

Free throw percentage

- 1.000 (11-11) SMITH-RIVERA, D'Vaunt (Georgetown) at DePaul (02/03/14)
- 1.000 (10-10) GARDNER, Davante (Marquette) vs Xavier (2/15/14)
- 1.000 (10-10) STARKS, Markel (Georgetown) at Marquette (2/27/14)

Rebounds

- 17 BATTIS, Kadeem (Providence) vs Butler (1/21/14)
- 16 REYNOLDS, Jalen (Xavier) at St. John's (2/25/14)
- 16 MARTIN, Justin (Xavier) vs Creighton (03/01/14)
- 16 HENTON, LaDontae (Providence) vs Marquette (3/4/14)

Assists

- 11 ARCIDIACONO, Ryan (Villanova) at Marquette (1/25/14)
- 11 STARKS, Markel (Georgetown) vs Creighton (03/04/14)

Steals

- 6 EDWIN, Fuquan (Seton Hall) vs Butler (01/29/14)
- 6 WILSON, Derrick (Marquette) vs Xavier (2/15/14)

Blocked shots

- 7 OBEKPA, Chris (St. John's) vs Marquette (2/1/2014)
- 6 MELVIN, Cleveland (DePaul) vs St. John's (01/14/14)
- 6 DESROSIERS, Carson (Providence) vs Xavier (1/25/14)

Turnovers

- 7 FORTUNE, Josh (Providence) vs Villanova (2/18/14)
- 6 BELL, James (Villanova) at Butler (12/31/13)
- 6 TRAWICK, Jabril (Georgetown) vs St. John's (1/4/14)
- 6 WILSON, Jamil (Marquette) vs DePaul (1/4/14)
- 6 HARRIS, Tyler (Providence) at Villanova (01/05/14)
- 6 BOWEN, Aaron (Georgetown) at Providence (1/8/14)
- 6 JORDAN, Rysheed (St. John's) at DePaul (01/14/14)
- 6 HARRISON, D'Angelo (St. John's) vs DePaul (3/2/14)

TEAM GAME HIGHS

(CONFERENCE GAMES ONLY)

Points

- 101 Creighton vs Villanova (02-16-14)
- 99 DePaul at Butler (01/09/14)

Margin

- 33 (79-46) Butler at DePaul (03/06/14)
- 30 (91-61) Villanova vs Providence (01/05/14)

Field goals made

- 35 Creighton vs Butler (01-14-14)
- 34 Villanova vs Providence (01/05/14)
- 34 Butler vs DePaul (01/09/14)
- 34 Creighton vs Villanova (02-16-14)
- 34 St. John's at Marquette (3/8/14)

Field goal attempts

- 75 Marquette at Providence (3/4/14)
- 73 St. John's vs Providence (1/16/14)

Field goal percentage

1.000 (4-4) Creighton vs Marquette (12-31-13)
 .944 (17-18) DePaul vs Seton Hall (02/25/14)

3-Pt FG made

21 Creighton at Villanova (01/20/14)
 15 Villanova at DePaul (02/12/14)

3-Pt FG attempts

35 Creighton vs Marquette (12-31-13)
 35 Creighton at Villanova (01/20/14)

3-Pt percentage

.667 (12-18) Notre Dame vs Seton Hall (1-5-13)
 .667 (10-15) Providence at Villanova (02/03/13)

Free throws made

1.000 (4-4) Creighton vs Marquette (12-31-13)
 .944 (17-18) DePaul vs Seton Hall (02/25/14)

Free throw attempts

41 Xavier vs Marquette (01/09/14)
 41 Georgetown at DePaul (02/03/14)

Free throw percentage

1.000 (4-4) Creighton vs Marquette (12-31-13)
 .944 (17-18) DePaul vs Seton Hall (02/25/14)

Rebounds

54 Marquette at Providence (3/4/14)
 51 St. John's vs Butler (2/18/14)

Assists

25 Creighton at Villanova (01/20/14)
 25 Villanova vs Xavier (02/03/14)

Steals

14 Villanova vs Georgetown (03/08/14)
 13 DePaul vs Xavier (01/20/14)

Blocked shots

14 St. John's vs DePaul (3/2/14)
 13 Providence vs Marquette (3/4/14)

Turnovers

21 Xavier at DePaul (01/20/14)
 20 Butler at Marquette (2/4/14)

Fouls

34 DePaul vs Marquette (02/22/14)
 30 DePaul at Butler (01/09/14)
 30 St. John's vs Villanova (1/11/14)
 30 DePaul vs Georgetown (02/03/14)
 30 Creighton at Marquette (2/19/14)

OPPONENT GAME LOWS

(ALL GAMES)

Points

41 Butler vs Manchester (12/09/13)
 44 Villanova vs Towson (11/17/13)

Field goals made

14 Xavier vs Morehead St. (11/15/13)
 14 Butler vs Manchester (12/09/13)
 14 Xavier vs Cincinnati (12/14/13)

Field goal attempts

35 Seton Hall at DePaul (02/25/14)
 38 Georgetown vs Xavier (02/22/14)

Field goal percentage

.238 (19-80) St. John's vs Fordham (12/7/13)
 .264 (14-53) Butler vs Manchester (12/09/13)

3-Pt FG made

1 Georgetown vs Northeastern (11/21/13)
 1 Providence at Rhode Island (12/05/13)
 1 St. John's vs Syracuse (12/15/13)
 1 Villanova vs LaSalle (12/15/13)
 1 Marquette vs Samford (12/28/13)
 1 Providence at St. John's (1/16/14)
 1 St. John's at Butler (01/25/14)
 1 Creighton vs St. John's (01-28-14)
 1 Butler at Georgetown (02/08/14)
 1 Providence at Xavier (02/08/14)
 1 Butler at DePaul (03/06/14)

3-Pt FG attempts

5 Georgetown vs Northeastern (11/21/13)
 7 Providence vs LaSalle (11/24/13)
 7 Providence at Rhode Island (12/05/13)
 7 Providence vs Georgetown (1/8/14)

3-Pt percentage

.056 (1-18) Butler at DePaul (03/06/14)
 .077 (1-13) Villanova vs LaSalle (12/15/13)

Free throws made

2 Marquette vs DePaul (1/4/14)
 2 St. John's vs DePaul (3/2/14)

Free throw attempts

4 Marquette at Creighton (12-31-13)
 4 Marquette vs DePaul (1/4/14)

Free throw percentage

.286 (2-7) St. John's vs DePaul (3/2/14)
 .286 (6-21) Marquette vs Ball St. (12/17/13)

Rebounds

16 DePaul vs Seton Hall (02/25/14)
 19 DePaul vs Wright St. (11-16-13)
 19 Marquette at Seton Hall (02/11/14)

Assists

4 Georgetown vs Northeastern (11/21/13)
 4 Seton Hall vs DePaul (1/25/14)
 4 Providence vs DePaul (2/15/14)

Steals

0 Georgetown vs Xavier (02/22/14)
 0 Xavier vs Creighton (3/14/14)

Blocked shots

0 Several

Turnovers

3 Creighton vs Butler (01-14-14)
 3 Xavier at Georgetown (02/22/14)

Fouls

8 Xavier at Butler (02/11/14)
 9 Creighton vs Providence (3/15/14)

CONFERENCE GAMES ONLY
2013-14 Opponent Game Lows

OPPONENT GAME LOWS

(CONFERENCE GAMES ONLY)

Points

- 46 Butler at DePaul (03/06/14)
- 48 Villanova vs Butler (02/26/14)

Field goals made

- 15 Villanova vs Butler (02/26/14)
- 16 Georgetown vs Xavier (02/22/14)

Field goal attempts

- 35 Seton Hall at DePaul (02/25/14)
- 38 Georgetown vs Xavier (02/22/14)

Field goal percentage

- .306 (15-49) Villanova vs Butler (02/26/14)
- .308 (20-65) Butler vs Marquette (01/18/14)

3-Pt FG made

- 1 Providence at St. John's (1/16/14)
- 1 St. John's at Butler (01/25/14)
- 1 Creighton vs St. John's (01-28-14)
- 1 Butler at Georgetown (02/08/14)
- 1 Providence at Xavier (02/08/14)
- 1 Butler at DePaul (03/06/14)

3-Pt FG attempts

- 7 Providence vs Georgetown (1/8/14)
- 8 DePaul at Marquette (1/4/14)
- 8 DePaul vs Xavier (01/20/14)
- 8 St. John's at Butler (01/25/14)

3-Pt percentage

- .056 (1-18) Butler at DePaul (03/06/14)
- .083 (1-12) Butler at Georgetown (02/08/14)

Free throws made

- 2 Marquette vs DePaul (1/4/14)
- 2 St. John's vs DePaul (3/2/14)

Free throw attempts

- 4 Marquette at Creighton (12-31-13)
- 4 Marquette vs DePaul (1/4/14)

Free throw percentage

- .286 (2-7) St. John's vs DePaul (3/2/14)
- .455 (5-11) DePaul vs Seton Hall (02/25/14)

Rebounds

- 16 DePaul vs Seton Hall (02/25/14)
- 19 Marquette at Seton Hall (02/11/14)

Assists

- 4 Seton Hall vs DePaul (1/25/14)
- 4 Providence vs DePaul (2/15/14)

Steals

- 0 Georgetown vs Xavier (02/22/14)
- 1 Butler at Creighton (01-14-14)
- 1 Villanova at Marquette (1/25/14)
- 1 Providence vs Xavier (1/25/14)
- 1 Creighton vs Georgetown (01-25-14)

Blocked shots

- 0 Several

Turnovers

- 3 Creighton vs Butler (01-14-14)
- 3 Xavier at Georgetown (02/22/14)

Fouls

- 8 Xavier at Butler (02/11/14)
- 10 Creighton vs Butler (01-14-14)
- 10 Butler vs Xavier (02/11/14)

ASSOCIATED PRESS POLL

FINAL (MARCH 17)

##	School	Record	Pts
1.	Florida (50)	32-2	1,610
2.	Wichita State (15)	34-0	1,571
3.	Virginia	28-6	1,430
4.	Arizona	30-4	1,422
5.	Louisville	29-5	1,412
6.	Villanova	28-4	1,231
7.	Michigan	25-8	1,162
8.	Duke	26-8	1,121
9.	Iowa State	26-7	1,055
10.	Kansas	24-9	1,045
11.	Michigan State	26-8	950
12.	Wisconsin	26-7	892
13.	San Diego State	29-4	890
14.	Syracuse	27-5	757
15.	Cincinnati	27-6	720
16.	Creighton	26-7	658
17.	New Mexico	27-6	623
18.	Connecticut	26-8	503
19.	North Carolina	23-9	424
20.	UCLA	26-8	503
21.	Oklahoma	23-9	265
22.	Ohio State	25-9	167
23.	Baylor	24-11	148
24.	VCU	26-8	140
25.	Saint Louis	26-6	131

Others receiving votes: Memphis 101, Gonzaga 83, Kentucky 77, Stephen F. Austin 46, Harvard 30, Saint Joseph's 14, Texas 13, Oregon 8, Providence 6, Massachusetts 3, Tennessee 2, Western Michigan 1, North Carolina Central 1.

USA TODAY POLL

FINAL

##	School	Record	Pts
1.	Connecticut (30)	32-8	791
2.	Kentucky (1)	29-11	759
3.	Florida	36-3	735
4.	Wisconsin	30-8	704
5.	Arizona	33-5	637
6.	Michigan	28-9	594
7.	Wichita State (1)	35-1	583
8.	Michigan State	29-9	553
9.	Louisville	31-6	545
10.	Virginia	30-7	539
11.	Iowa State	28-8	457
12.	San Diego State	31-5	453
13.	Villanova	29-5	367
14.	Kansas	25-10	341
15.	UCLA	28-9	297
16.	Duke	26-9	276
17.	Syracuse	28-6	263
18.	Baylor	26-12	246
18.	Dayton	26-11	246
20.	Creighton	27-8	190
21.	North Carolina	24-10	156
22.	Cincinnati	27-7	126
23.	Tennessee	24-13	122
24.	Stanford	23-13	104
25.	Saint Louis	27-7	75

Others receiving votes: New Mexico 50, Oklahoma 33, Memphis 23, Ohio State 21, Harvard 21, Oregon 14, Texas 12, VCU 11, Pittsburgh 10, Gonzaga 10, Saint Joseph's 9, Stephen F. Austin 7, SMU 7, Minnesota 7, Florida State 4, Clemson 1, North Dakota State 1.

2013-14 BIG EAST

PRESEASON POLL

##	School	Record
1.	Marquette (5)	74
2.	Georgetown (2)	70
3.	Creighton (1)	61
4.	Villanova	58
5.	St. John's (2)	56
6.	Providence	41
7.	Xavier	38
8.	Seton Hall	20
9.	Butler	19
10.	DePaul	13

First-place votes in parentheses

WEEK-BY-WEEK IN THE NATIONAL POLLS

Week	BU	CU	DPU	GU	MU	PC	STJ	SHU	VU	XU
Preseason	-/-	rv/rv	-/-	rv/rv	17/17	rv/rv	rv/-	-/-	rv/rv	-/-
Nov. 11	-/-	rv/rv	-/-	rv/rv	17/17	rv/rv	-/-	-/-	rv/rv	-/-
Nov. 18	-/-	20/18	-/-	-/rv	25/rv	rv/rv	-/-	-/-	rv/rv	-/-
Nov. 25	-/-	20/18	-/-	rv/rv	25/rv	-/rv	-/-	-/-	rv/rv	-/-
Dec. 2	-/-	rv/rv	-/-	-/-	-/rv	-/-	-/-	-/-	14/19	rv/-
Dec. 9	-/-	rv/rv	-/-	-/-	-/-	-/-	-/-	-/-	10/14	-/-
Dec. 16	-/-	-/rv	-/-	-/-	-/-	-/-	-/-	-/-	T8/12	-/-
Dec. 23	-/-	rv/rv	-/-	-/-	-/-	-/-	-/-	-/-	8/11	-/-
Dec. 30	-/-	rv/rv	-/-	-/-	-/-	-/-	-/-	-/-	11/14	-/-
Jan. 6	-/-	rv/T23	-/-	-/-	-/-	-/-	-/-	-/-	8/10	rv/-
Jan. 13	-/-	20/19	-/-	-/-	-/-	-/-	-/-	-/-	6/6	rv/rv
Jan. 20	-/-	-/24	-/-	-/-	-/-	-/-	-/-	-/-	4/5	-/-
Jan. 27	-/-	20/20	-/-	-/-	-/-	-/-	-/-	-/-	9/9	-/-
Feb. 3	-/-	12/12	-/-	-/-	-/-	-/-	-/-	-/-	6/6	-/-
Feb. 10	-/-	18/17	-/-	-/-	-/-	-/-	-/-	-/-	6/6	-/-
Feb. 17	-/-	T11/12	-/-	-/-	-/-	-/-	-/-	-/-	9/11	-/-
Feb. 24	-/-	10/11	-/-	-/-	-/-	-/-	-/-	-/-	9/10	-/-
Mar. 3	-/-	13/13	-/-	-/-	-/-	-/-	-/-	-/-	6/6	rv/-
Mar. 10	-/-	14/14	-/-	-/-	-/-	-/-	-/-	-/-	3/3	-/-
Mar. 17	-/-	16/16	-/-	-/-	-/-	rv/rv	-/-	-/-	6/7	-/-
April 8	-/-	/20	-/-	-/-	-/-	-/-	-/-	-/-	/13	-/-

**BIG
EAST**
CONFERENCE

**THE
RECORD
BOOK**



Single-Game, Single-Season Records

POINTS

Individual

Game: 52, Marshon Brooks (PC) vs. Notre Dame, 2-23-11
 Freshman Game: 41, Marco Lokar (SHU) vs. Pittsburgh, 2-20-90
 Season: 498, Doug McDermott (CU), 2013-14
 Freshman Season: 357, Allen Iverson (GU), 1994-95

Team

1st Half: 62, Providence at St. John's, 2-29-04
 2nd Half: 67, Pittsburgh vs. Providence, 2-10-90
 Game: 117, Pittsburgh vs. Providence, 2-10-90
 Season: 1,489, Connecticut, 1994-95
 Fewest 1st Half: 11, Providence at Connecticut, 2-5-02
 Fewest 2nd Half: 13, Pittsburgh vs. Georgetown, 2-18-87
 Fewest Game: 36, Boston College vs. Georgetown, 1-27-88
 Fewest Combined: 85 (45-40), Boston College vs. Providence, 2-26-00
 Most Combined: 227 (116-111), Georgetown vs. Notre Dame, 2-9-02

SCORING AVERAGE

Individual

Season: 27.8, Troy Bell (BC), 2002-03
 Freshman Season: 21.4, Carmelo Anthony (SU), 2002-03

Team

Season: 83.6, Providence, 1989-90
 Lowest Season: 54.6, USF, 2012-13

SCORING MARGIN

Team

Game: +48 (107-59), Syracuse def. DePaul, 3-5-11
 Season: +13.9, Georgetown, 1984-85

DEFENSIVE AVERAGE

Team

Season: 56.9, USF, 2011-12
 57.8, Georgetown, 2006-07

REBOUNDS

Individual

Game: 26, Michael Smith (PC) vs. Syracuse, 1-25-94
 Freshman Game: 20, Danya Abrams (BC) vs. Providence, 1-22-94
 Season: 231, Luke Harangody (ND), 2008-09
 Freshman Season: 161, Carmelo Anthony (SU), 2002-03

Team

Game: 64, St. John's at Seton Hall, 2-26-97
 62, Georgetown vs. Seton Hall, 1-8-00
 60, Connecticut at Seton Hall, 2-11-06
 60, Syracuse at Georgetown, 3-1-03
 59, Connecticut vs. Notre Dame, 2-21-04
 59, Seton Hall vs. Rutgers, 2-7-96
 59, Boston College vs. West Virginia, 2-3-96
 59, Pittsburgh vs. West Virginia, 1-6-96
 59, Villanova vs. St. John's, 2-18-86
 Season: 810, Georgetown, 1996-97

REBOUND AVERAGE

Individual

Season: 14.0, Jerome Lane (Pitt), 1986-87
 Freshman Season: 10.3, Troy Murphy (ND), 1998-99

Team

Season: 45.0, Georgetown, 1996-97

REBOUND MARGIN

Team

Game: +31 (55-24), Providence vs. Connecticut, 1-31-13
 +31 (64-33), St. John's at Seton Hall, 2-26-97
 +30 (51-21), Boston College at Seton Hall, 1-4-97
 +29 (51-22), Connecticut vs. Seton Hall 1-13-98
 +29 (58-29), St. John's vs. Villanova, 1-25-98
 +28 (60-32), Connecticut at Seton Hall, 2-11-06
 +28 (39-11), Georgetown at Seton Hall, 1-19-07
 +26 (53-27), Villanova at Providence, 1-20-00
 +25 (49-24), Louisville vs. USF, 1-12-13
 +25 (59-34), Georgetown vs. Rutgers, 2-26-97
 +25 (47-22), Georgetown vs. Syracuse, 1-28-02
 +25 (43-18), Pittsburgh vs. Syracuse, 1-22-02
 +25 (48-23), Pittsburgh vs. Georgetown, 1-3-09
 Season: +10.4 (39.6-29.2), Pittsburgh, 2008-09

ASSISTS

Individual

Game: 22, Sherman Douglas (SU) vs. Providence, 1-28-89
 Freshman Game: 18, Dwayne Washington (SU) vs. St. John's, 2-27-84
 Season: 150, Mark Jackson (SJU), 1985-86
 Freshman Season: 135, Omar Cook (SJU), 2000-01

Team

Game: 37, Syracuse vs. Providence, 1-22-86
 Season: 340, Syracuse, 1995-96

ASSIST AVERAGE

Individual

Season: 9.4, Mark Jackson (SJU), 1985-86
 Freshman Season: 8.4, Omar Cook (SJU), 2000-01

Team

Season: 20.3, Syracuse, 1985-86

STEALS

Individual

Game: 11, John Linehan (PC) vs. Rutgers, 1-22-02
 Freshman Game: 9, John Linehan (PC) vs. Pittsburgh, 1-10-98
 9, Kevin Braswell (GU) at Notre Dame, 2-10-99
 Season: 77, John Linehan (PC), 2001-02
 Freshman Season: 64, Allen Iverson (GU), 1994-95

Team

Game: 24, Georgetown at Notre Dame, 2-10-99
 21, Villanova vs. Miami, 1-25-95
 21, Georgetown vs. Seton Hall, 2-26-83
 Season: 201, Georgetown, 1995-96

STEAL AVERAGE

Individual

Season: 3.7, Allen Iverson (GU), 1995-96
 3.7, Nadav Henefeld (UConn), 1989-90
 Freshman Season: 3.7, Nadav Henefeld (UConn), 1989-90

Team

Season: 12.4, Connecticut, 1989-90

BLOCKED SHOTS

Individual

Game: 12, Dikembe Mutombo (GU) vs. St. John's, 1-23-89
 Freshman Game: 12, Dikembe Mutombo (GU) vs. St. John's, 1-23-89
 Season: 93, Alonzo Mourning (GU), 1991-92
 Freshman Season: 71, Alonzo Mourning (GU), 1988-89

Team

Game: 19, Connecticut vs. Notre Dame, 2-21-06
 18, Cincinnati at Marquette, 1-7-06
 Season: 165, Connecticut, 2007-08
 159, Connecticut, 2005-06

Single-Game, Single-Season Records

TURNOVERS

Individual

Game: 12, Vonteego Cummings, Pitt vs. PC, 1-10-98
Season: 91, Vonteego Cummings (Pitt), 1997-98

Team

Game: 35, Pittsburgh vs. Georgetown, 1-3-95
Fewest, Game: 1, Louisville vs. Georgetown, 2-7-07
Season: 362, Pittsburgh, 1994-95

FIELD GOALS MADE

Individual

Game: 20 (of 28), Marshon Brooks (PC) vs. Notre Dame, 2-23-11
18 (of 25), Steve Rich (UM) vs. St. John's, 2-20-96
17 (of 25), Doug McDermott (CU) vs. Providence, 3-8-14
16 (of 28), Luke Harangody (ND) vs. Louisville, 2-28-08
16 (of 27), Darius Rice (UM) vs. Connecticut, 1-20-03
16 (of 26), Marcus Hatten (SJU) vs. Rutgers, 3-6-03
16 (of 23), Kerry Kittles (VU) vs. Boston College, 2-28-95
16 (of 31), Eric Murdock (PC) vs. Pittsburgh, 1-23-91
16 (of 23), Isaac Hawkins, (Pitt) vs. Syracuse, 2-26-98
16 (of 23), Mark Bryant (SHU) vs. Villanova, 2-27-88
16 (of 23), Mark Bryant (SHU) vs. Villanova, 2-27-88
16 (of 25), Ryan Gomes (PC) vs. West Virginia, 2-9-05
Freshman Game: 14 (of 20), Ryan Gomes (PC) vs. Miami, 1-19-02
Season: 180, Doug McDermott (CU), 2013-14
Freshman Season: 124 (of 320), Allen Iverson (GU), 1994-95

Team

Game: 47 (of 82), Georgetown vs. Seton Hall, 2-6-82
Season: 542 (of 1,149), Connecticut, 1994-95

FIELD GOALS ATTEMPTED

Individual

Game: 33 (14 made), Jeremy Hazell vs. West Virginia, 2-11-10
Freshman Game: 29 (12 made), Carmelo Anthony (SU) vs. Georgetown, 3-1-03
Season: 396 (142 made), Victor Page (GU), 1996-97
Freshman Season: 320 (124 made), Allen Iverson (GU), 1994-95

Team

Game: 96 (40 made), Georgetown vs. Notre Dame, 2-9-02
Season: 1,209 (534 made) West Virginia, 1997-98

FIELD GOAL PERCENTAGE

Individual: (minimum 10 attempts)

Game: 1.000 (11-11), Hakim Warrick (SU) vs. Miami, 2-14-04
1.000 (11-11), Rob Hodgson (RU) vs. West Virginia, 1-31-99
1.000 (11-11), Brian Shorter (Pitt) vs. Providence, 2-10-90

1.000 (10-10), Sherman Douglas (SU) vs. Villanova, 2-16-87

1.000 (10-10), Patrick Ewing (GU) vs. Boston College, 2-25-84
1.000 (10-10), Wesley Matthews (MU) at Rutgers, 1-7-09
Freshman Game (minimum 8 attempts):
1.000 (8-8), Derrick Coleman (SU) vs. Boston College, 1-13-87
1.000 (8-8), Dwayne McClain (VU) vs. St. John's, 1-11-82
Season: .683 (86-126), David Padgett (UofL), 2007-08
.676 (92-136), Arinze Onuaku (SU), 2009-10
.676 (140-207), Michael Bradley (VU), 2000-01
.661 (37-56), Roosevelt Bouie (SU), 1979-80
Freshman Season: .613 (73-119), Samardo Samuels (UofL), 2008-09
Team
Game: .714 (45-63), Syracuse vs. DePaul, 3-5-11
.714 (25-35), Boston College vs. Georgetown, 2-17-82
Season: .547 (181-331), Connecticut, 1979-80
.540 (504-934), Syracuse, 1983-84

THREE-POINT FIELD GOALS MADE

Individual

Game: 10 (of 17), Donta Wade (PC), at Notre Dame, 2-23-00
Freshman Game: 9 (of 12), Shaheen Holloway (SHU) vs. Boston College, 1-4-97
Season: 70 (of 148), Steve Novak (MU), 2005-06
Freshman Season: 59 (of 143), Steve Edwards (UM), 1992-93
Team
Game: 21 (of 35), Creighton vs. Villanova, 1-20-14
20 (of 32), Notre Dame vs. Villanova, 2-28-11
20 (of 38), West Virginia vs. Marquette, 1-14-06
17 (of 34), Notre Dame at Louisville, 2-4-06
17 (of 37), Notre Dame at St. John's, 3-6-04
Season: 173 (of 424), Creighton, 2013-14

THREE-POINT FIELD GOALS ATTEMPTED

Individual

Game: 20, Elijah Ingram (SJU), at Syracuse, 2-18-03
Freshman Game: 20, Elijah Ingram (SJU), at Syracuse, 2-18-03
Season: 167, Jeremy Hazell (SHU), 2009-10
Freshman Season: 143, Shaheen Holloway (SHU), 1996-97
143, Steve Edwards (UM), 1992-93

Team

Game: 41, St. John's at Syracuse, 2-18-03
41, West Virginia at Providence 2-20-07
Season: 474, West Virginia, 2005-06

THREE-POINT FIELD GOAL PERCENTAGE

Individual

Game (minimum 5 attempts):
1.000 (7-7), Kellen Dunham (BU) vs. Seton Hall, 3-8-14
1.000 (7-7), Jerel McNeal (MU) vs. Cincinnati, 1-4-09
1.000 (7-7), Da'Sean Butler (WVU) at St. John's, 2-6-10
1.000 (6-6), Omar Cook (SJU) vs. Virginia Tech, 1-3-01
1.000 (6-6), Rob Hodgson (RU) vs. West Virginia, 1-31-99
1.000 (6-6), Sean Miller (Pitt) vs. Seton Hall, 2-12-91
1.000 (6-6), David Cubillan (MU) vs. Georgetown, 1-6-10
1.000 (6-6), Maurice Acker (MU) vs. Providence, 1-17-10
Freshman Game (minimum 3 attempts):
1.000 (6-6), Omar Cook (SJU) vs. Virginia Tech, 1-3-01
1.000 (5-5), Dominique Jones (USF) vs. Rutgers, 1-2-08
1.000 (5-5), Quincy Douby (RU) vs. St. John's, 1-24-04
1.000 (4-4), Jaren Sina (SHU) at DePaul, 2-25-14
1.000 (4-4), Eric Myles (GU) vs. Seton Hall, 1-10-95
1.000 (3-3), Tommy Hamilton IV (DeP) at Butler, 1-9-14
1.000 (3-3), Kyle McAlarney (ND) vs. Providence, 1-14-06
1.000 (3-3), Jamel Thomas (PC) vs. Connecticut, 1-13-96
1.000 (3-3), John Leahy (SHU) vs. Pittsburgh, 1-2-92
1.000 (3-3), Lonnie Harrell (GU) vs. Connecticut, 2-12-92
1.000 (3-3), Greg Woodard (VU) vs. St. John's, 1-7-89
1.000 (3-3), Walter Lundy (BC) vs. Providence, 12-21-89
Season: .524 (33-63), Garrick Thomas (Pitt), 1995-96
Freshman Season: .430 (43-100), Scottie Reynolds (VU), 2006-07
Team
Game (minimum 6 attempts):
.857 (6-7), Connecticut at Villanova, 2-2-00
Providence vs. Seton Hall, 1-15-90
Georgetown vs. Pittsburgh, 1-10-87
.833 (5-6), Connecticut at Rutgers, 2-28-00
Pittsburgh vs. Providence, 2-10-90
Syracuse vs. Boston College, 1-18-88
Seton Hall vs. Pittsburgh, 1-14-87
Season: .470 (87-185), Boston College, 1987-88

Single-Game, Single-Season Records



FREE THROWS MADE

Individual

Game: 21 (of 25), Marcus Hatten (SJU) vs. Connecticut, 2-9-02
 20 (of 20), Donyell Marshall (UConn) vs. St. John's, 1-15-94
 19 (of 22), Deonta Vaughn (UC) vs. Notre Dame,
 18 (of 22), Allen Griffin (SU) at St. John's, 3-4-01
 18 (of 26), Alonzo Mourning (GU) vs. Boston College, 2-2-92
 18 (of 20), Eric Murdock (PC) vs. Villanova, 3-2-91
 18 (of 21), Charles Smith (Pitt) vs. Boston College, 1-21-85
 Freshman Game: 18 (of 21), Charles Smith (Pitt) vs. Boston College, 1-21-85
 Season: 156, Alonzo Mourning (GU), 1991-92
 Freshman Season: 96 (of 109), Troy Bell (BC), 1999-00

Team

Game: 43 (of 49), Villanova vs. Providence, 1-6-90
 Season: 416 (of 560), Seton Hall, 1991-92

FREE THROWS ATTEMPTED

Individual

Game: 26 (18 made), Alonzo Mourning (GU) vs. Boston College, 2-2-92
 Freshman Game: 22 (13 made), Felipe Lopez (SJU) vs. Georgetown, 3-5-95
 Season: 204, Alonzo Mourning (GU), 1991-92
 Freshman Season: 117 (82 made), Carmelo Anthony (SU), 2002-03

Team

Game: 59 (40 made), Providence vs. West Virginia, 1-5-99
 Season: 560 (416 made), Seton Hall, 1991-92

FREE THROW PERCENTAGE

Individual

Game (minimum 15 attempts):
 1.000 (20-20), Donyell Marshall (UConn) vs. St. John's, 1-15-94
 1.000 (17-17), Troy Bell (BC) vs. Miami, 1-13-01
 1.000 (17-17), Eric Murdock (PC) vs. Seton Hall, 1-2-91
 1.000 (16-16), John Bagley (BC) vs. Villanova, 1-26-81
 Freshman Game (minimum 10 attempts):
 1.000 (12-12), Tim Thomas (VU) at St. John's, 12-7-96
 1.000 (11-11), Troy Bell (BC) at West Virginia, 2-19-00
 1.000 (11-11), Eugene Harvey (SHU) vs. Pittsburgh 2-19-07
 1.000 (10-10), Chris Thomas (ND) vs. Miami, 2-23-02
 1.000 (10-10), John Linehan, (PC) vs. Pittsburgh, 1-10-98
 1.000 (10-10), Steve Edwards (UM) vs. Villanova, 3-6-93
 1.000 (10-10), Malik Sealy (SJU) vs. Villanova, 1-7-89

Season: .964 (53-55), Gerry McNamara (SU), 2002-03
 Freshman Season: .964 (53-55), Gerry McNamara (SU), 2002-03

Team

Game: 1.000 (28-28), Providence vs. Villanova, 3-2-87
 1.000 (19-19), Notre Dame vs. Villanova, 1-8-05
 1.000 (18-18), Cincinnati vs. Louisville, 2-6-06
 1.000 (16-16), Pittsburgh vs. Syracuse, 2-1-98
 Season: .818 (275-336), Miami, 2001-02

PERSONAL FOULS

Team

Game: 41, West Virginia at Providence, 1-5-99
 38, Villanova at Georgetown, 2-6-10
 38, Villanova vs. Pittsburgh, 1-2-91
 38, Seton Hall vs. Boston College, 2-3-90
 38, Pittsburgh vs. Villanova, 2-7-86
 Season: 475 (19 disq.), Pittsburgh, 1995-96

LOPSIDED BIG EAST GAMES (home team capitalized)

Margin

+48	(107-59)	SYRACUSE def. DePaul, 3-5-11
+45	(99-54)	LOUISVILLE def. DePaul, 2-15-09
	(96-51)	CONNECTICUT def. Cincinnati, 3-9-08
+42	(99-57)	CONNECTICUT def. Seton Hall, 2-11-06
+41	(85-44)	GEORGETOWN def. Providence, 1-16-85
+40	(96-56)	PROVIDENCE def. Virginia Tech, 2-20-01
		GEORGETOWN def. Seton Hall, 2-6-82
+39	(108-69)	DE PAUL def. Syracuse, 3-2-06
	(90-51)	SYRACUSE def. Boston College, 1-21-99
+38	(93-55)	PITTSBURGH def. DePaul 1-24-13
	(84-46)	VILLANOVA def. West Virginia, 1-5-05
	(89-51)	SYRACUSE def. West Virginia, 2-26-03
	(106-68)	GEORGETOWN def. Villanova, 3-2-96
+37	(87-50)	LOUISVILLE def. Rutgers, 2-2-08
	(91-54)	Connecticut def. BOSTON COLLEGE, 3-8-03
	(77-40)	Georgetown def. MIAMI, 1-29-94
	(86-49)	CONNECTICUT def. Boston College, 2-11-89
+36	(96-60)	Connecticut def. VIRGINIA TECH, 2-28-04
	(82-46)	PITTSBURGH def. West Virginia, 2-12-03
	(105-69)	SYRACUSE def. Boston College, 2-20-90
	(82-46)	BOSTON COLLEGE def. Villanova, 2-15-92
+35	(95-60)	CONNECTICUT def. Virginia Tech, 1-10-02
	(80-45)	Connecticut def. WEST VIRGINIA, 1-9-99
+34	(86-52)	WEST VIRGINIA def. Rutgers, 1-6-10
	(84-50)	MARQUETTE def. Cincinnati, 1-4-09
	(104-70)	ST. JOHN'S def. Providence, 2-15-99
+33	(90-56)	PITTSBURGH def. Providence, 1-25-88
	(79-46)	BUTLER def. DePaul, 3-6-14
	(90-57)	NOTRE DAME vs. Louisville, 2-12-09
	(94-61)	CONNECTICUT vs. Providence, 1-31-09
	(94-61)	VILLANOVA def. Rutgers, 1-29-05
	(93-60)	SYRACUSE def. Seton Hall, 1-28-97
	(88-55)	VILLANOVA def. Pittsburgh, 2-3-96
	(90-57)	ST. JOHN'S def. Connecticut, 2-1-92
	(90-57)	SYRACUSE def. Villanova, 2-1-89
	(97-64)	ST. JOHN'S def. Connecticut, 2-2-85
	(97-64)	ST. JOHN'S def. Seton Hall, 1-12-80
+32	(74-42)	Georgetown def. ST. JOHN'S, 1-30-08
	(86-54)	PITTSBURGH def. Seton Hall, 3-5-03
	(81-49)	Rutgers def. Seton Hall, 1-7-98
	(94-62)	SYRACUSE def. Seton Hall, 2-14-85
+31	(90-59)	PROVIDENCE vs. Louisville, 1-10-02
	(80-49)	CONNECTICUT vs. Rutgers, 1-3-09
	(89-58)	PROVIDENCE def. Virginia Tech, 2-1-03
	(96-65)	BOSTON COLLEGE def. West Virginia, 3-3-01
	(97-66)	SETON HALL def. West Virginia, 2-5-00
	(101-70)	CONNECTICUT def. Notre Dame, 1-12-99
	(83-52)	GEORGETOWN def. Rutgers, 12-4-96
	(93-62)	ST. JOHN'S def. Connecticut, 1-2-90
	(93-62)	GEORGETOWN def. Pittsburgh, 3-1-86
	(110-79)	GEORGETOWN def. Providence, 1-4-86
	(87-56)	St. John's def. PITTSBURGH, 1-14-85
	(78-47)	CONNECTICUT def. Seton Hall, 1-29-83

Top Performances

BEST PERFORMANCES (BIG EAST Regular-Season Conference Play)

Points

52	Marshon Brooks (PC) vs. Notre Dame	2-23-11
48	Eric Murdock (PC) vs. Pittsburgh	1-23-91
46	Dominique Jones (USF) at Providence	1-23-10
45	Doug McDermott (CU) vs. Providence	3-8-14
44	Marcus Hatten (STJ) vs. Rutgers	3-6-03
	Kerry Kittles (VU) vs. Boston College	2-28-95
43	Marshon Brooks (PC) vs. Georgetown	2-5-11
	Da'Sean Butler (WVU) vs. Villanova	2-13-09
	Darius Rice (UM) vs. Connecticut	1-20-03
	Steve Rich (UM) vs. St. John's	2-20-96
	Dana Barros (BC) vs. Pittsburgh	1-7-89
42	Donyell Marshall (UConn) vs. St. John's	1-15-94
41	Jeremy Hazell (SHU) vs. West Virginia	12-26-09
	Steve Novak (MU) vs. Connecticut	1-3-06
	Quincy Douby (RU) vs. Syracuse	2-1-06
	Terry Dehere (SHU) vs. St. John's	2-17-93
	Marco Lokar (SHU) vs. Pittsburgh	2-20-90
40	Scottie Reynolds (VU) at Seton Hall	1-6-09
	Luke Harangody (ND) at Louisville	2-28-08
	Scottie Reynolds (VU) at Connecticut	2-28-07
	Jason Maile (Pitt) vs. Villanova	2-12-97
	Allen Iverson (GU) vs. Seton Hall	1-6-96
	Eric Murdock (PC) vs. Seton Hall	1-2-91
	Greg Harvey (STJ) vs. Seton Hall	2-14-90
39	Doug McDermott (CU) vs. Villanova	2-16-14
	Doug McDermott (CU) vs. St. John's	1-28-14
	Maalik Wayns (VU) vs. Cincinnati	1-14-12
	Troy Bell (BC) vs. Providence	2-13-02
	Richard Hamilton (UConn) at Boston College	1-6-99
	Ray Allen (UConn) vs. Rutgers	2-28-96
	Allen Iverson (GU) vs. St. John's	1-27-96
	Mark Tillmon (GU) vs. Providence	1-6-90, 2-13-90
38	Jeremy Hazell (SHU) vs. Syracuse	12-26-09
	Mike Sweetney (GU) vs. Notre Dame	2-1-03
	Troy Bell (BC) vs. Villanova	3-4-03
	Donta Wade (PC) vs. Notre Dame	2-23-00
	Jamel Thomas (PC) at Villanova	2-20-99
	Richard Hamilton (UConn) at Boston Coll.	1-11-98
	Alonzo Mourning (GU) vs. Boston Coll.	2-2-92
	Mark Bryant (SHU) vs. Villanova	2-27-88
	Jaren Jackson (GU) vs. Seton Hall	3-5-88
	Dan Callandrillo (SHU) vs. St. John's	1-25-82
37	Dominique Jones (USF) vs. Pittsburgh	1-31-10
	Luke Harangody (ND) vs. Cincinnati	2-4-10
	Darris Nichols (SU) vs. St. John's	2-11-07
	Chris Quinn (ND) vs. Pittsburgh	1-4-06
	Ryan Gomes (PC) vs. Connecticut	2-15-05
	Gerald Riley (GU) vs. Miami	2-7-04
	Troy Murphy (ND) vs. Rutgers	1-16-01
	Pat Garrity (ND) at Seton Hall	1-17-98
	Allen Iverson (GU) vs. Villanova	3-2-96
	Kerry Kittles (VU) vs. Connecticut	2-18-95
	Chris Smith (UConn) vs. St. John's	1-7-92
	Terry Dehere (SHU) vs. Providence	1-2-91
	Clyde Vaughan (Pitt) vs. Boston College	1-4-84

Rebounds

26	Michael Smith (PC) vs. Syracuse	1-25-94
23	DeJuan Blair (Pitt) at Connecticut	2-16-09
	Dan Schayes (SU) vs. Georgetown	2-9-81
	Kentrell Gransberry (USF) at DePaul	3-3-07
22	DeJuan Blair (Pitt) vs. Notre Dame	1-31-09
	Emeka Okafor (UConn) vs. Notre Dame	2-21-04
	Michael Smith (PC) vs. Connecticut	1-22-92
	Ed Pinckney (VU) vs. Georgetown	1-31-83
21	Erron Maxey (PC) vs. Boston College	2-26-00
	Derrick Coleman (SU) vs. Providence	1-20-90
	Jerome Lane (Pitt) vs. Connecticut	2-21-87
20	Herb Pope (SHU) vs. Syracuse	1-8-11
	Jamine Peterson (PC) vs. Rutgers	1-9-10
	Hasheem Thabeet (UConn) vs. Seton Hall	2-14-09
	Cedric McGowan (CIN) vs. DePaul	1-4-06
	Aaron Gray (Pitt) vs. Marquette	1-28-06
	Mike Sweetney (GU) vs. Notre Dame	2-9-02
	Troy Murphy (ND) vs. Seton Hall	1-8-01
	Gerald Jordan (Pitt) vs. West Virginia	1-6-96
	Danya Abrams (BC) vs. Providence	1-22-94
	Michael Smith (PC) vs. Seton Hall	1-5-94
	Chris McNeal (Pitt) vs. Boston College	3-3-92
	Bobby Martin (Pitt) vs. Georgetown	2-7-90
	Harold Pressley (VU) vs. St. John's	2-18-86

Assists

22	Sherman Douglas (SU) vs. Providence	1-28-89
18	Dwayne Washington (SU) vs. St. John's	2-27-84
16	Levance Fields (Pitt) at DePaul	2-17-09
	Marcus Williams (UConn) vs. Notre Dame	1-30-05
	Kevin Braswell (GU) vs. Rutgers	3-2-02
	Carlton Screen (PC) vs. Syracuse	1-20-90
	Mark Jackson (STJ) vs. Providence	2-3-86
15	Tory Jackson (ND) vs. Syracuse	1-18-10
	Carl Krauser (Pitt) vs. West Virginia	2-5-05
	Omar Cook (STJ) vs. Connecticut	1-6-01
14	Vincent Council (PC) vs. Rutgers	2-1-12
	Vincent Council (PC) vs. Louisville	1-10-12
	Brandin Knight (Pitt) vs. West Virginia	3-2-02
	Jason Hart (SU) vs. Villanova	2-23-00
	Shaheen Holloway (SHU) vs. West Virginia	2-5-00
	Shaheen Holloway (SHU) at Syracuse	2-7-98
	Kevin Ollie (UConn) vs. Boston College	2-21-95
	David Cain (STJ) vs. Seton Hall	3-6-93
	David Cain (STJ) vs. Connecticut	1-30-93
	Michael Gardner (UM) vs. Pittsburgh	1-23-93
	Darelle Porter (Pitt) vs. Syracuse	1-23-90
	Greg Harvey (STJ) vs. Providence	3-5-88
	Stewart Granger (VU) vs. Boston College	12-4-81

Steals

11	John Linehan (PC) vs. Rutgers	1-22-02
10	Marcus Hatten (STJ) vs. Syracuse	2-18-03
	Allen Iverson (GU) vs. Miami	1-13-96
9	Jerome Dyson (UConn) vs. St. John's	1-8-08
	DeShaun Williams (SU) vs. Boston College	3-3-02
	John Linehan (PC) vs. Boston College	2-2-02
	James Thues (SU) vs. Rutgers	1-2-02
	John Linehan (PC) vs. Georgetown	2-27-99
	Kevin Braswell (GU) at Notre Dame	2-10-99
	John Linehan (PC) vs. Pittsburgh	1-10-98
	Gary Massey (VU) vs. Providence	2-20-88

Blocked Shots

12	Dikembe Mutombo (GU) vs. St. John's	1-23-89
11	Samuel Dalembert (SHU) vs. St. John's	1-18-00
10	Fab Melo (SU) vs. Seton Hall	2-28-11
	Hasheem Thabeet (UConn) at Seton Hall	1-31-09
	Hasheem Thabeet (UConn) at Notre Dame	1-5-08
	Eric Hicks (CIN) vs. Marquette	1-7-06
	Harold Pressley (VU) vs. Providence	1-11-86
9	Hamady Ndiaye (RU) vs. St. John's	2-2-10
	Hasheem Thabeet (UConn) at Seton Hall	2-14-09
	Hilton Armstrong (UConn) vs. Louisville	3-4-06
	Herbert Hill (PC) vs. Villanova	1-11-05
	Josh Boone (UConn) vs. St. John's	2-5-05
	Emeka Okafor (UConn) vs. St. John's	2-2-03
	Marcus Douthit (PC) vs. Connecticut	3-5-03
	Emeka Okafor (UConn) vs. Boston College	2-16-02
	Emeka Okafor (UConn) vs. Rutgers	1-30-02
	Etan Thomas (SU) vs. Pittsburgh	2-16-00
	Samuel Dalembert (SHU) vs. Georgetown	1-8-00
	Etan Thomas (SU) vs. Connecticut	1-24-98
	Cliff Robinson (UConn) vs. Georgetown	2-6-88
	Alonzo Mourning (GU) vs. Boston College	1-14-89
	Tom Greis (VU) vs. Georgetown	2-1-88

ALL GAMES PLAYED

Points

52	Marshon Brooks (PC) vs. Notre Dame	2-23-11
48	Eric Murdock (PC) vs. Pittsburgh	1-23-91
46	Dominique Jones (USF) at Providence	1-23-10
45	Doug McDermott (CU) vs. Providence	3-8-14
45	Eric Murdock (PC) vs. Arizona	12-23-90

Rebounds

26	Michael Smith (PC) vs. Syracuse	1-25-94
23	DeJuan Blair (Pitt) at Connecticut	2-16-09
	Dan Schayes (SU) vs. Georgetown	2-9-81
	Derrick Coleman (SU) vs. Villanova	3-10-90
	Kentrell Gransberry (USF) at DePaul	3-3-07

Assists


22	Sherman Douglas (SU) vs. Providence	1-28-89
18	Dwayne Washington (SU) vs. St. John's	2-27-84

Steals


11	John Linehan (PC) vs. Rutgers	1-22-02
	Drew Schifino (WVU) vs. Arkansas-Monticello	12-1-01
	Chris Thomas (ND) vs. New Hampshire	11-16-01
10	Marcus Hatten (STJ) vs. Syracuse	2-18-03
	Todd Burgan (SU) vs. Colgate	11-30-97
	Allen Iverson (GU) vs. Miami	1-13-96
	God Shammgod (PC) vs. Brown	12-21-96

Blocked Shots

12	Dikembe Mutombo (GU) vs. St. John's	1-23-89
11	Chris Obekpa (SJU) vs. vs. Fordham	12-8-12
	Jordan Cornette (ND) vs. Belmont	11-17-02
	Samuel Dalembert (SHU) vs. St. John's	1-18-00
10	Fab Melo (SU) vs. Seton Hall	2-28-11
	Hamady Ndiaye (RU) vs. Saint Peter's	12-22-09
	Hasheem Thabeet (UConn) vs. Providence	1-31-09
	Eric Hicks (CIN) vs. Marquette	1-7-06
	Emeka Okafor (UConn) vs. Army	12-6-03
	Eddie Griffin (SHU) vs. Norfolk State	12-4-00
	Karim Shabazz (PC) vs. Rhode Island	12-2-00
	Karim Shabazz (PC) vs. Long Island	12-27-99
	Donyell Marshall (UConn) vs. Hartford	1-17-94
	Harold Pressley (VU) vs. Providence	1-11-86
	Hasheem Thabeet (UConn) vs. Notre Dame	1-5-08
	Hasheem Thabeet (UConn) vs. Texas Southern	12-3-06
	Hugh Mattis (USF) at Winston-Salem State	12-7-06



John Linehan, Providence



Dikembe Mutombo, Georgetown

FIELD GOALS MADE

NAME	SCHOOL	YEARS	G	FGM
Luke Harangody	Notre Dame	2006-10	65	503
Lawrence Moten	Syracuse	1991-95	72	499
Kerry Kittles	Villanova	1992-96	69	466
Chris Mullin	St. John's	1981-85	62	460
John Wallace	Syracuse	1992-96	72	436
Ryan Gomes	Providence	2001-05	64	435
Jeremy Hazell	Seton Hall	2007-11	68	434
Andre McCloud	Seton Hall	1982-86	64	432
Dana Barros	Boston College	1985-89	64	430
Tim James	Miami	1995-99	72	423

FIELD GOALS ATTEMPTED

NAME	SCHOOL	YEARS	GP	FGA
Luke Harangody	Notre Dame	2006-10	65	1085
Lawrence Moten	Syracuse	1991-95	72	1069
Jeremy Hazell	Seton Hall	2007-11	68	1054
Felipe Lopez	St. John's	1994-98	72	1039
Dana Barros	Boston College	1985-89	64	981
Jamel Thomas	Providence	1995-99	72	954
Kerry Kittles	Villanova	1992-96	69	947
Chris Thomas	Notre Dame	2001-05	64	945
Troy Bell	Boston College	1999-03	62	941
Brandon Young	DePaul	2010-14	72	928

FIELD GOAL PERCENTAGE (*Minimum 5.0 FGM per game)

NAME	SCHOOL	CAREER	YRS	GP	FGM-FGA	PCT
Patrick Ewing	Georgetown	1981-85	4	62	377-620	.608
Emeka Okafor	Connecticut	2001-04	3	48	270-455	.593
Otis Thorpe	Providence	1980-84	4	58	337-586	.575
Chris Taft	Pittsburgh	2003-05	2	32	182-319	.571
Dwayne McClain	Villanova	1981-85	4	58	297-531	.559
Derrick Coleman	Syracuse	1986-90	4	64	361-647	.558
Dwayne Washington	Syracuse	1983-86	3	48	293-530	.553
Marty Head	Syracuse	1979-81	2	20	107-194	.552
Chris Mullin	St. John's	1981-85	4	62	460-835	.551
Greg Monroe	Georgetown	2008-10	2	36	196-356	.551

One-year Players

Michael Bradley	Villanova	2000-01	1	16	140-207	.676
-----------------	-----------	---------	---	----	---------	------

FREE THROWS MADE

NAME	SCHOOL	CAREER	YRS.	GP	FTM
Troy Bell	Boston College	1999-03	4	62	449
Zendon Hamilton	St. John's	1994-98	4	72	402
Alonzo Mourning	Georgetown	1988-92	4	62	402
Danya Abrams	Boston College	1993-97	4	71	387
Bill Curley	Boston College	1990-94	4	70	381
Chris Mullin	St. John's	1981-85	4	62	370
Terry Dehere	Seton Hall	1989-93	4	68	362
Charles Smith	Pittsburgh	1984-88	4	64	334
Scottie Reynolds	Villanova	2006-10	4	70	330
Malik Sealy	St. John's	1988-92	4	64	323
Brian Shorter	Pittsburgh	1988-91	3	48	310
Mike Sweetney	Georgetown	2000-03	3	48	308
Derrick Coleman	Syracuse	1986-90	4	64	307
Luke Harangody	Notre Dame	2006-10	4	65	299
Troy Murphy	Notre Dame	1998-01	3	47	295
Jason Lawson	Villanova	1993-97	4	71	286
Dominique Jones	USF	2007-10	3	54	281
Hakim Warrick	Syracuse	2001-05	4	63	279
Felipe Lopez	St. John's	1994-98	4	72	279
Lawrence Moten	Syracuse	1991-95	4	72	277
Jerry McCullough	Pittsburgh	1991-96	4	70	276
John Wallace	Syracuse	1992-96	4	72	276
Othella Harrington	Georgetown	1992-96	4	72	270
Arturas Karnishovas	Seton Hall	1990-94	4	68	271
Pat Garrity	Notre Dame	1995-98	3	54	271
Chris Smith	Connecticut	1988-92	4	64	265
Ed Pinckney	Villanova	1981-85	4	61	264
Eric Murdock	Providence	1987-91	4	63	263
Darryl Bryant	West Virginia	2008-12	4	72	263
Rob Hodgson	Rutgers	1995-99	4	70	262
Jimmy Butler	Marquette	2008-11	3	54	257
Chris Thomas	Notre Dame	2001-05	4	64	256
Jason Matthews	Pittsburgh	1987-91	4	64	255
Mark Bryant	Seton Hall	1984-88	4	62	255
Wesley Matthews	Marquette	2005-09	4	60	255

FREE THROW ATTEMPTS

NAME	SCHOOL	YEARS	GP	FTA
Zendon Hamilton	St. John's	1994-98	72	572
Danya Abrams	Boston College	1993-97	71	565
Alonzo Mourning	Georgetown	1988-92	62	532
Troy Bell	Boston College	1999-03	62	516
Bill Curley	Boston College	1990-94	70	483
Charles Smith	Pittsburgh	1984-88	64	447
Brian Shorter	Pittsburgh	1988-91	48	446
Terry Dehere	Seton Hall	1989-93	68	446
Malik Sealy	St. John's	1988-92	64	441
Derrick Coleman	Syracuse	1986-90	64	438

FREE THROW PERCENTAGE (*Minimum 2.5 FTM per game)

NAME	SCHOOL	CAREER	YRS	GP	FTM-FTA	PCT
Gerry McNamara	Syracuse	2002-06	4	64	199-217	.917
Gary Buchanan	Villanova	1999-03	4	63	179-196	.913
Sean Miller	Pittsburgh	1987-92	4	66	209-230	.909
Jason Matthews	Pittsburgh	1987-91	4	64	255-287	.889
Sharaud Curry	Providence	2005-10	4	66	197-224	.879
Ashton Gibbs	Pittsburgh	2008-12	4	69	178-204	.873
Troy Bell	Boston College	1999-03	4	62	449-516	.870
Chris Mullin	St. John's	1981-85	4	62	370-430	.861
Chris Thomas	Notre Dame	2001-05	4	64	256-299	.856
Dana Barros	Boston College	1985-89	4	64	252-295	.854
Dan Schayes	Syracuse	1979-81	2	20	91-107	.851
James Jones	Miami	1999-03	4	63	167-197	.848
Maalik Wayns	Villanova	2009-12	3	51	182-215	.847
Richard Hamilton	Connecticut	1996-99	3	53	223-264	.844
Greg Woodard	Villanova	1988-92	4	66	235-279	.842
Earl Kelley	Connecticut	1982-86	4	49	229-273	.839
Greg Harvey	St. John's	1987-90	2	30	100-120	.833
John Salmons	Miami	1998-01	4	66	196-236	.831
Allan Ray	Villanova	2002-06	4	63	195-235	.830
Davante Gardner	Marquette	2010-14	4	62	251-303	.828
Geoff Billett	Rutgers	1995-99	4	72	234-283	.826
Matt Carroll	Notre Dame	1999-02	4	63	161-195	.826
Johnny Hemsley	Miami	1996-00	4	60	153-186	.823
Lazar Hayward	Marquette	2006-10	4	70	184-224	.821
Scottie Reynolds	Villanova	2006-10	4	70	330-403	.819
Rob Hodgson	Rutgers	1995-99	4	70	262-320	.818
Gerald Riley	Georgetown	2000-04	4	64	170-208	.817
Bryce Cotton	Providence	2010-14	7	71	247-303	.815
Carlton Screen	Providence	1986-90	4	62	185-227	.815
Khalid El-Amin	Connecticut	1997-00	3	52	131-161	.814
Corny Thompson	Connecticut	1979-82	3	34	143-176	.813
Terry Dehere	Seton Hall	1989-93	4	68	362-446	.812
Marcus Williams	Connecticut	2003-06	3	34	98-121	.810
Arturas Karnishovas	Seton Hall	1990-94	4	68	271-336	.807
Dan Callandrillo	Seton Hall	1979-82	3	34	199-247	.806
Michael Jackson	Georgetown	1982-86	4	62	178-221	.805
Tim Abromaitis	Notre Dame	2007-	3	39	123-153	.804

One-year Players

Steve Novak	Marquette	2005-06	1	16	50-52	.962
Bernard Rencher	St. John's	1979-80	1	6	15-17	.882
Anthony Collins	USF	2011-12	1	18	37-42	.881
Jonathan Hargett	West Virginia	2001-02	1	16	58-66	.879
Taquan Dean	Louisville	2005-06	1	14	44-51	.863

THREE-POINT FIELD GOALS MADE

NAME	SCHOOL	YEARS	GP	3FGM
Jeremy Hazell	Seton Hall	2007-11	68	201
Colin Falls	Notre Dame	2003-07	64	189
Gerry McNamara	Syracuse	2002-06	64	183
Steve Edwards	Miami	1992-96	72	178
Deonta Vaughn	Cincinnati	2006-10	70	172
Allan Ray	Villanova	2002-06	63	168
Gary Buchanan	Villanova	1999-03	63	167
Kerry Kittles	Villanova	1992-96	69	166
Terry Dehere	Seton Hall	1989-93	68	166
Troy Bell	Boston College	1999-03	62	165
Matt Carroll	Notre Dame	1999-03	63	159
Scottie Reynolds	Villanova	2006-10	70	159
Bryce Cotton	Providence	2010-14	71	156
Darius Lane	Seton Hall	1999-02	48	155
Geoff Billett	Rutgers	1995-99	72	154
Chris Thomas	Notre Dame	2001-05	64	149
Darius Rice	Miami	2000-04	61	147
Dana Barros	Boston College	1985-89	64	145
Andy Rautins	Syracuse	2005-10	63	143
Donnie McGrath	Providence	2002-06	63	142
Jamar Nutter	Seton Hall	2004-07	65	141
Chris Quinn	Notre Dame	2002-06	64	141
Ricky Shields	Rutgers	2001-05	64	141
Kyle McAlarney	Notre Dame	2005, 07-09	52	140
Jason Matthews	Pittsburgh	1987-91	64	139
Ashton Gibbs	Pittsburgh	2008-12	69	139
Colin Falls	Notre Dame	2003-06	48	135
Kevin Pittsnogle	West Virginia	2002-06	64	135
Rashad Anderson	Connecticut	2002-06	58	130
Lawrence Moten	Syracuse	1991-95	72	130
Richard Hamilton	Connecticut	1996-99	53	129
Ray Allen	Connecticut	1993-96	54	129
Corey Stokes	Villanova	2007-11	67	128
Sharaud Curry	Providence	2005-10	66	128
Jeff Greer	Rutgers	1997-01	68	128
Jamel Thomas	Providence	1995-99	72	128

THREE-POINT FIELD GOALS ATTEMPTED

NAME	SCHOOL	CAREER	GP	3FGA
Jeremy Hazell	Seton Hall	2007-11	68	593
Gerry McNamara	Syracuse	2002-06	64	545
Deonta Vaughn	Cincinnati	2006-10	70	514
Steve Edwards	Miami	1992-96	72	508
Colin Falls	Notre Dame	2003-07	64	466
Gary Buchanan	Villanova	1999-03	63	448
Troy Bell	Boston College	1999-03	62	446
Allan Ray	Villanova	2002-06	63	440
Chris Thomas	Notre Dame	2001-05	64	438
Terry Dehere	Seton Hall	1989-93	68	437
Darius Rice	Miami	2000-04	61	431
Bryce Cotton	Providence	2010-14	71	422
Lawrence Moten	Syracuse	1991-95	72	415
Scottie Reynolds	Villanova	2006-10	70	413
Ricky Shields	Rutgers	2001-05	64	409
Geoff Billett	Rutgers	1995-99	72	407
Matt Carroll	Notre Dame	1999-03	63	406
Kerry Kittles	Villanova	1992-96	69	405
Darius Lane	Seton Hall	1999-02	48	404
Donnie McGrath	Providence	2002-06	63	392
Jamar Nutter	Seton Hall	2004-07	65	376
Andy Rautins	Syracuse	2005-10	63	372
Dana Barros	Boston College	1985-89	64	363
Jamel Thomas	Providence	1995-99	72	359
Shaheen Holloway	Seton Hall	1996-99	68	357
Patrick Beilein	West Virginia	2002-06	64	356
Andre Barrett	Seton Hall	2000-04	64	348
Levell Sanders	Seton Hall	1994-98	72	348
Richard Hamilton	Connecticut	1996-99	53	345
Ashton Gibbs	Pittsburgh	2008-12	69	343
Kevin Pittsnogle	West Virginia	2002-06	64	340
Will Walker	DePaul	2006-10	67	340
Darryl Bryant	West Virginia	2008-12	72	340


THREE-POINT FIELD GOAL PERCENTAGE

(*Minimum 1.5 3FGM per game; years indicate when 3-pointer was in effect)

NAME	SCHOOL	CAREER	YRS	GP	3FGM-FGA	PCT
Jason Matthews	Pittsburgh	1987-91	4	64	139-298	.466
Ryan Ayers	Notre Dame	2005-09	4	59	90-200	.455
Tim Abromaitis	Notre Dame	2007-	3	39	88-201	.438
Chris Quinn	Notre Dame	2002-06	4	64	141-323	.437
Howard Eislely	Boston College	1990-94	4	70	110-253	.435
Brian Chase	Virginia Tech	2000-03	3	45	105-243	.432
Albert Mouring	Connecticut	1997-01	4	58	96-225	.427
Kyle McAlarney	Notre Dame	2006-09	4	52	140-332	.422
Todd Billet	Rutgers	1999-01	2	32	98-233	.421
Ray Allen	Connecticut	1993-96	3	54	129-298	.420
Keith Friel	Notre Dame	1996-98	2	20	37-89	.416
Ronald Ramon	Pittsburgh	2004-08	4	65	119-287	.415
Doron Sheffer	Connecticut	1993-96	3	54	105-255	.412
Kerry Kittles	Villanova	1992-96	4	69	166-405	.410
Delray Brooks	Providence	1986-88	2	32	77-188	.410
Colin Falls	Notre Dame	2003-07	3	64	189-466	.406
Ashton Gibbs	Pittsburgh	2008-12	4	69	139-343	.405
Kyle Kuric	Louisville	2008-12	4	57	96-237	.405
Darius Johnson-Odom	Marquette	2009-12	3	54	125-309	.405
Sean Miller	Pittsburgh	1987-92	4	66	117-291	.402
Jake Morton	Miami	1991-93	2	33	51-127	.401
Greg Woodard	Villanova	1988-92	4	66	102-255	.400
Ben Hansbrough	Notre Dame	2009-11	2	36	77-193	.399
Dana Barros	Boston College	1986-89	3	48	145-363	.399
Corey Stokes	Villanova	2007-11	4	67	128-322	.398

One-year Players

Steve Novak	Marquette	2005-06	1	16	70-148	.473
Doug McDermott	Creighton	2013-14	1	18	50-108	.463
Ethan Wragge	Creighton	2013-14	1	18	50-110	.455
Damon Santiago	Rutgers	1995-96	1	18	53-120	.442
Luke Hancock	Louisville	2013-14	1	18	32-74	.432
Sean Connelly	Providence	1998-99	1	18	37-90	.411



Jeremy Hazell, Seton Hall

ASSISTS

NAME	SCHOOL	CAREER	YRS.	GP	AVG.	A
Vincent Council	Providence	2009-13	4	71	6.4	454
Sherman Douglas	Syracuse	1985-89	4	61	7.0	426
Chris Thomas	Notre Dame	2001-05	4	64	6.4	413
Sean Miller	Pittsburgh	1987-92	4	66	6.0	401
Shaheen Holloway	Seton Hall	1996-00	4	68	5.9	398
Tory Jackson	Notre Dame	2006-10	4	70	5.6	392
Jason Hart	Syracuse	1996-00	4	70	5.6	389
Brandin Knight	Pittsburgh	1999-03	4	64	5.9	375
Joey Brown	Georgetown	1990-94	4	69	5.3	364
Kevin Braswell	Georgetown	1998-02	4	66	5.5	363
Jerry McCullough	Pittsburgh	1991-96	4	70	5.1	360
Adrian Autry	Syracuse	1990-94	4	69	5.0	347
Mark Jackson	St. John's	1983-87	4	64	5.3	342
Jason Buchanan	St. John's	1988-92	4	66	5.1	339
Kevin Ollie	Connecticut	1991-95	4	71	4.6	329
Kevin Norris	Miami	1994-98	4	72	4.5	325
Scoop Jardine	Syracuse	2007-09-12	4	70	4.6	323
Dominic James	Marquette	2005-09	4	65	4.9	320
Dwayne Washington	Syracuse	1983-86	3	48	6.6	317
Peyton Siva	Louisville	2009-13	4	72	6.6	315
Taliek Brown	Connecticut	2000-04	4	60	5.3	315
Andre Barrett	Seton Hall	2000-04	4	64	4.9	312
Carl Krauser	Pittsburgh	2002-06	4	63	4.9	309
Chris Howard	USF	2006-10	4	68	4.5	307
Doron Sheffer	Connecticut	1993-96	3	54	5.7	306
Darelle Porter	Pittsburgh	1987-91	4	64	4.7	301
Vernon Jennings	Miami	1996-00	4	68	4.4	300
Michael Jackson	Georgetown	1982-86	4	62	4.8	299
Gerry McNamara	Syracuse	2002-06	4	64	4.7	299
Brandon Young	DePaul	2010-14	4	72	4.1	296
Kenny Wilson	Villanova	1985-89	4	64	4.6	295
Howard Easley	Boston College	1990-94	4	70	4.2	294
Duane Woodward	Boston College	1994-98	4	69	4.2	293
Jordan Theodore	Seton Hall	2008-12	4	72	4.0	290
Vonteego Cummings	Pittsburgh	1995-99	4	62	4.6	290
John Celestand	Villanova	1995-99	4	70	4.1	290

ASSISTS AVERAGE

NAME	SCHOOL	CAREER	YRS.	GP	ASSIST.	AVG.
Marcus Williams	Connecticut	2003--6	3	34	276	8.1
Sherman Douglas	Syracuse	1985-89	4	61	426	7.0
God Shammgod	Providence	1995-97	2	35	241	6.9
Dwayne Washington	Syracuse	1983-86	3	48	317	6.6
Chris Thomas	Notre Dame	2001-05	4	64	413	6.4
Vincent Council	Providence	2009-13	4	71	454	6.4
Abdul Abdullah	Providence	1992-94	2	35	213	6.1
Sean Miller	Pittsburgh	1987-92	4	66	401	6.0
Brandin Knight	Pittsburgh	1999-03	4	64	375	5.9
Shaheen Holloway	Seton Hall	1996-00	4	68	398	5.9
Doron Sheffer	Connecticut	1993-96	3	54	306	5.7
Stewart Granger	Villanova	1980-83	3	44	250	5.7
Jerian Grant	Notre Dame	2011-13	2	36	203	5.6
Jason Hart	Syracuse	1996-00	4	70	389	5.6
Billy Culbertson	Pittsburgh	1982-84	2	32	178	5.6
Tory Jackson	Notre Dame	2006-10	4	70	392	5.6
Anthony Collins	USF	2011-13	2	36	198	5.5
Kevin Braswell	Georgetown	1998-02	4	66	363	5.5
Eddie Moss	Syracuse	1979-81	2	20	108	5.4
Taliek Brown	Connecticut	2000-04	4	60	315	5.3
Joey Brown	Georgetown	1990-94	4	69	364	5.3
Mark Jackson	St. John's	1983-87	4	64	342	5.3
Jerry McCullough	Pittsburgh	1991-96	4	70	360	5.1
Jason Buchanan	St. John's	1988-92	4	66	339	5.1

One-year players

Omar Cook	St. John's	2000-01	1	16	135	8.4
Kenny Brunner	Georgetown	1997-98	1	11	71	6.5
John Duren	Georgetown	1979-80	1	6	36	6.0
Bernard Rencher	St. John's	1979-80	1	6	36	6.0
Doug Gottlieb	Notre Dame	1995-96	1	18	103	5.7

STEALS

NAME	SCHOOL	CAREER	YRS.	GP	AVG.	STLS
John Linehan	Providence	1997-02	4	68	3.3	226
Eric Murdock	Providence	1987-91	4	63	3.1	197
Jerry McCullough	Pittsburgh	1991-96	4	70	2.5	174
Jason Hart	Syracuse	1996-00	4	70	2.4	168
Kevin Braswell	Georgetown	1998-02	4	66	2.5	165
Kerry Kittles	Villanova	1992-96	4	69	2.3	156
Fuquan Edwin	Seton Hall	2010-14	4	70	2.2	153
Brandin Knight	Pittsburgh	1999-03	4	64	2.3	149
Michael Adams	Boston College	1981-85	4	58	2.6	148
Troy Bell	Boston College	1999-03	4	62	2.3	144
Jerel McNeal	Marquette	2005-09	4	66	2.1	141
Scott Burrell	Connecticut	1989-93	4	61	2.3	138
Shaheen Holloway	Seton Hall	1996-00	4	68	1.9	131
Allen Iverson	Georgetown	1994-96	2	36	3.6	131
Joey Brown	Georgetown	1990-94	4	69	1.9	131
Vernon Jennings	Miami	1996-00	4	68	1.9	130
Lawrence Moten	Syracuse	1991-95	4	72	1.8	129
Vonteego Cummings	Pittsburgh	1995-99	4	62	2.1	128
Jeremy Hazell	Seton Hall	2007-11	4	68	1.9	127
Adrian Griffin	Seton Hall	1992-96	4	72	1.7	125
Adrian Autry	Syracuse	1990-94	4	69	1.8	123
Kevin Norris	Miami	1994-98	4	72	1.7	122
Paul Gause	Seton Hall	2005-09	4	54	2.2	121
Dominic James	Marquette	2005-09	4	65	1.9	120
Gerry McNamara	Syracuse	2002-06	4	64	1.9	119
Ricardo Greer	Pittsburgh	1997-01	4	67	1.7	118
Damian Owens	West Virginia	1995-98	3	54	2.2	117
Malik Sealy	St. John's	1988-92	4	64	1.8	116
Levell Sanders	Seton Hall	1994-98	4	72	1.6	115
Alvin Williams	Villanova	1993-97	4	71	1.6	115
Chris Mullin	St. John's	1981-85	4	62	1.8	113
Kellii Taylor	Pittsburgh	1996-00	4	47	2.4	112
Duane Woodward	Boston College	1994-98	4	69	1.6	112

STEALS AVERAGE

NAME	SCHOOL	CAREER	YRS.	GP	STEALS	AVG.
Mike Moses	St. John's	1983-85	2	32	125	3.91
Allen Iverson	Georgetown	1994-96	2	36	131	3.64
John Linehan	Providence	1997-02	4	68	226	3.32
Eric Murdock	Providence	1987-91	4	63	197	3.13
Marcus Hatten	St. John's	2001-03	2	32	94	2.94
Michael Adams	Boston College	1981-85	4	58	148	2.55
Kevin Braswell	Georgetown	1998-02	4	66	165	2.50
Jerry McCullough	Pittsburgh	1991-96	4	70	174	2.48
Jason Hart	Syracuse	1996-00	4	70	168	2.40
Kellii Taylor	Pittsburgh	1996-00	4	47	112	2.38
Brandin Knight	Pittsburgh	1999-03	4	64	149	2.33
Troy Bell	Boston College	1999-03	4	62	144	2.32
Scott Burrell	Connecticut	1989-93	4	61	138	2.26
Kerry Kittles	Villanova	1992-96	4	69	156	2.26
Dwayne Washington	Syracuse	1983-86	3	48	108	2.25
Eddie Moss	Syracuse	1979-81	2	20	45	2.25
Dan Callandrillo	Seton Hall	1979-82	3	34	76	2.24
Paul Gause	Seton Hall	2005-09	4	54	121	2.24
Fuquan Edwin	Seton Hall	2010-14	4	70	153	2.19
Damian Owens	West Virginia	1995-98	3	54	117	2.17
Jerel McNeal	Marquette	2005-09	4	66	141	2.14
Billy Owens	Syracuse	1988-91	3	48	102	2.13
Marvis 'Bootsy'						
Thornton	St. John's	1998-00	2	34	71	2.09
God Shammgod	Providence	1995-97	2	35	73	2.09
Jae Crowder	Marquette	2010-12	2	36	75	2.08

One-year Players

Nadav Henefeld	Connecticut	1989-90	1	16	59	3.69
Bernard Rencher	St. John's	1979-80	1	6	18	3.00
Jerome Scott	Miami	1991-92	1	18	43	2.38
John Duren	Georgetown	1979-80	1	6	14	2.33
Louis Orr	Syracuse	1979-80	1	6	13	2.16
Reggie Carter	St. John's	1979-80	1	6	13	2.16

BLOCKED SHOTS

NAME	SCHOOL	CAREER	YRS.	GP	AVG.	BLKS
Patrick Ewing	Georgetown	1981-85	4	62	3.98	247
Hasheem Thabeet	Connecticut	2006-09	3	52	4.67	243
Etan Thomas	Syracuse	1996-00	4	64	3.63	232
Alonzo Mourning	Georgetown	1988-92	4	62	3.61	224
Jason Lawson	Villanova	1993-97	4	71	3.04	216
Emeka Okafor	Connecticut	2001-04	3	48	4.30	207
Dikembe Mutombo	Georgetown	1988-91	3	48	3.83	184
Constantin Popa	Miami	1991-95	4	72	2.22	160
Charles Smith	Pittsburgh	1984-88	4	64	2.47	158
Hamady Ndiaye	Rutgers	2006-10	4	70	2.24	157
Marcus Douthit	Providence	2000-04	4	63	2.39	151
Rony Seikaly	Syracuse	1984-88	4	64	2.36	151
Derrick Coleman	Syracuse	1986-90	4	64	2.28	146
Tim James	Miami	1995-99	4	72	2.00	144
Ruben Boumtje Boumtje	Georgetown	1997-01	4	52	2.75	143
Donyell Marshall	Connecticut	1991-94	3	54	2.61	141
Rick Jackson	Syracuse	2007-11	4	71	1.93	139
Gorgui Dieng	Louisville	2010-13	3	49	2.71	133
Conrad McRae	Syracuse	1989-93	4	60	2.22	133
Ed Pinckney	Villanova	1981-85	4	61	2.11	129
Herve Lamizana	Rutgers	2000-04	4	48	2.56	123
Jeremy McNeil	Syracuse	2000-04	4	60	2.01	121
John Wallace	Syracuse	1992-96	4	72	1.67	120
Eric Mobley	Pittsburgh	1991-94	3	53	2.25	119
Othella Harrington	Georgetown	1992-96	4	72	1.64	118

BLOCKED SHOTS AVERAGE

NAME	SCHOOL	CAREER	YRS.	GP	BLK	AVG.
Hasheem Thabeet	Connecticut	2006-09	3	52	243	4.67
Emeka Okafor	Connecticut	2001-04	3	48	207	4.30
Patrick Ewing	Georgetown	1981-85	4	62	247	3.98
Dikembe Mutombo	Georgetown	1988-91	3	48	184	3.83
Etan Thomas	Syracuse	1996-00	4	64	232	3.63
Alonzo Mourning	Georgetown	1988-92	4	62	224	3.61
Jason Lawson	Villanova	1993-97	4	71	216	3.04
Darryl Watkins	Syracuse	2003-07	4	47	117	2.89
Ruben Boumtje Boumtje	Georgetown	1997-01	4	52	143	2.75
Chris Obekpa	St. John's	2012-	2	35	96	2.74
D'or Fischer	West Virginia	2003-05	2	31	84	2.71
Samuel Dalembert	Seton Hall	1999-01	2	32	86	2.69
Donyell Marshall	Connecticut	1991-94	3	54	141	2.61
Herve Lamizana	Rutgers	2000-04	4	48	123	2.56
Ryan Humphrey	Notre Dame	2000-02	2	31	77	2.48
Charles Smith	Pittsburgh	1984-88	4	64	158	2.47
Marcus Douthit	Providence	2000-04	4	63	151	2.39
Rony Seikaly	Syracuse	1984-88	4	64	151	2.36
Derrick Coleman	Syracuse	1986-90	4	64	146	2.28
Eric Mobley	Pittsburgh	1991-94	3	53	119	2.25
Carson Desrosiers	Providence	2013-	1	17	38	2.24
Hamady Ndiaye	Rutgers	2006-10	4	70	157	2.24
Constantin Popa	Miami	1991-95	4	72	160	2.22
Conrad McRae	Syracuse	1989-93	4	60	133	2.22
Ed Pinckney	Villanova	1981-85	4	61	129	2.11
Josh Boone	Connecticut	2003-06	3	47	98	2.09

One-year Players

Eddie Griffin	Seton Hall	2000-01	1	15	61	4.07
Eric Hicks	Cincinnati	2005-06	1	16	53	3.31
Solomon Jones	USF	2005-06	1	16	41	2.56
Andre Drummond	Connecticut	2011-12	1	18	46	2.56
Gregory Echenique	Rutgers	2008-09	1	18	44	2.44

GAMES PLAYED

NAME	SCHOOL	CAREER	YRS.	GP
Nate Lubick	Georgetown	2010-14	4	72
Brandon Young	DePaul	2010-14	4	72
Kadeem Batts	Providence	2010-14	4	72
Peyton Siva	Louisville	2010-13	4	72
Toarlyn Fitzpatrick	USF	2010-13	4	72
Brandon Triche	Syracuse	2010-13	4	72
Dane Miller	Rutgers	2010-13	4	72
Darryl Bryant	West Virginia	2008-12	4	72
Jason Clark	Georgetown	2008-12	4	72
Jordan Theodore	Seton Hall	2008-12	4	72
John Flowers	West Virginia	2007-11	4	72
Paris Horne	St. John's	2007-11	4	72
Justin Burrell	St. John's	2007-11	4	72
Corey Fisher	Villanova	2007-11	4	72
D.J. Kennedy	St. John's	2007-11	4	72
Rashad Bishop	Cincinnati	2007-11	4	72
Mike Coburn	Rutgers	2007-11	4	72
Gilbert Brown	Pittsburgh	2007-11	4	72
Rick Jackson	Syracuse	2007-11	4	72
Antonio Pena	Villanova	2007-11	4	72
Kevin Jones	West Virginia	2007-11	4	72

GAMES STARTED

NAME	SCHOOL	CAREER	YRS.	GP
Brandon Triche	Syracuse	2010-13	4	72
Brandon Young	DePaul	2010-14	4	71
D.J. Kennedy	St. John's	2007-11	4	70
Deonta Vaughn	Cincinnati	2006-10	4	69
Tory Jackson	Notre Dame	2006-10	4	69
Darryl Bryant	West Virginia	2008-12	4	69

MINUTES PLAYED

NAME	SCHOOL	CAREER	YRS.	GP	MP
Tory Jackson	Notre Dame	2006-10	4	69	2510
Vincent Council	Providence	2010-13	4	71	2498
Chris Thomas	Notre Dame	2001-05	4	64	2487
Deonta Vaughn	Cincinnati	2006-10	4	69	2401
Bryce Cotton	Providence	2010-14	4	71	2385
Gerry McNamara	Syracuse	2002-06	4	64	2336
Chris Howard	USF	2006-10	4	68	2335
Jeremy Hazell	Seton Hal	2007-11	4	68	2330
Brandon Young	DePaul	2010-14	4	72	2317



D.J. Kennedy, St. John's

TEAM FIELD GOAL PERCENTAGE

	GP	FGM	FGA	PCT.	
2013-14	Creighton	18	490	982	.499
2012-13	Marquette	18	424	923	.459
2011-12	Marquette	18	464	1018	.456
2010-11	Syracuse	18	468	994	.471
2009-10	Georgetown	18	466	946	.493
2008-09	Syracuse	18	532	1088	.489
2007-08	Louisville	18	460	993	.463
2006-07	Georgetown	16	383	758	.505
2005-06	Connecticut	16	445	959	.464
2004-05	Syracuse	16	435	913	.476
2003-04	Pittsburgh	16	402	857	.469
2002-03	Pittsburgh	16	406	816	.498
2001-02	Connecticut	16	438	917	.478
2000-01	Villanova	16	401	849	.472
1999-00	Syracuse	16	419	891	.470
1998-99	Miami	18	475	966	.492
1997-98	Connecticut	18	493	1082	.456
1996-97	West Virginia	18	522	1131	.462
1995-96	Connecticut	18	515	1075	.479
1994-95	Syracuse	18	540	1085	.498
1993-94	Connecticut	18	510	1070	.477
1992-93	St. John's	18	479	1014	.472
1991-92	Pittsburgh	18	455	1004	.453
1990-91	Seton Hall	16	395	839	.471
1989-90	Providence	16	452	962	.470
1988-89	Syracuse	16	499	972	.513
1987-88	St. John's	16	418	829	.504
1986-87	Syracuse	16	472	935	.505
1985-86	St. John's	16	477	913	.522
1984-85	St. John's	16	448	855	.524
1983-84	Syracuse	16	504	934	.540
1982-83	Syracuse	16	518	1002	.517
1981-82	Villanova	14	357	679	.526
1980-81	Connecticut	14	360	689	.522
1979-80	Connecticut	6	181	331	.547

TEAM THREE-POINT FIELD GOAL PCT.

	GP	3FGM	3FGA	PCT.	
2013-14	Creighton	18	173	424	.408
2012-13	Georgetown	18	113	299	.378
2011-12	Seton Hall	18	133	363	.366
2010-11	Notre Dame	18	143	354	.404
2009-10	Georgetown	18	118	295	.400
2008-09	Notre Dame	18	152	391	.389
2007-08	Notre Dame	18	147	361	.407
2006-07	Notre Dame	16	132	348	.379
2005-06	Marquette	16	144	347	.415
2004-05	Notre Dame	16	155	385	.403
2003-04	Connecticut	16	98	251	.390
2002-03	Connecticut	16	90	233	.386
2001-02	Georgetown	16	98	272	.360
2000-01	Rutgers	16	98	245	.400
	Providence	16	132	330	.400
1999-00	Connecticut	16	89	224	.397
1998-99	Villanova	18	152	392	.388
1997-98	Rutgers	18	124	338	.367
1996-97	Boston College	18	112	298	.376
1995-96	Connecticut	18	131	333	.393
1994-95	Villanova	18	142	345	.412
1993-94	Boston College	18	126	307	.410
1992-93	Boston College	18	101	239	.423
1991-92	Boston College	18	120	290	.414
1990-91	Pittsburgh	16	101	235	.430
1989-90	Georgetown	16	76	190	.400
1988-89	Pittsburgh	16	92	217	.424
1987-88	Boston College	16	87	185	.470
1986-87	Providence	16	129	315	.410

TEAM FREE THROW PERCENTAGE

	GP	FTM	FTA	PCT.	
2013-14	Providence	18	337	441	.764
2012-13	Connecticut	18	271	364	.745
2011-12	Villanova	18	315	419	.752
2010-11	USF	18	248	334	.743
2009-10	Marquette	18	256	337	.760
2008-09	West Virginia	18	231	311	.743
2007-08	Connecticut	18	344	457	.753
2006-07	Villanova	16	263	342	.769
2005-06	Villanova	16	262	343	.764
2004-05	West Virginia	16	215	274	.785
2003-04	Villanova	16	231	301	.767
2002-03	Providence	16	274	347	.790
2001-02	Miami	16	275	336	.818
2000-01	Providence	16	281	379	.741
1999-00	Miami	16	236	314	.752
1998-99	Villanova	18	275	370	.743
1997-98	Syracuse	18	326	458	.712
1996-97	Boston College	18	294	414	.710
1995-96	Connecticut	18	274	365	.751
1994-95	Connecticut	18	276	361	.765
1993-94	Connecticut	18	325	445	.730
1992-93	Seton Hall	18	408	535	.763
1991-92	Villanova	18	408	532	.767
1990-91	Seton Hall	16	307	405	.758
1989-90	Seton Hall	16	268	360	.744
1988-89	Seton Hall	16	365	477	.776
1987-88	Boston College	16	229	303	.756
1986-87	Providence	16	298	376	.793
1985-86	St. John's	16	276	366	.754
1984-85	Connecticut	16	220	288	.764
1983-84	Boston College	16	313	413	.758
1982-83	St. John's	16	368	465	.791
1981-82	St. John's	14	293	379	.773
1980-81	Connecticut	14	234	294	.796
1979-80	Boston College	6	116	159	.730

TEAM ASSISTS

	GP	AST.	AVG.	
2013-14	Creighton	18	312	17.3
2012-13	Notre Dame	18	288	16.0
2011-12	Marquette	18	302	16.8
2010-11	Louisville	18	301	16.70
2009-10	Syracuse	18	310	17.22
2008-09	Pittsburgh	18	325	18.06
2007-08	Notre Dame	18	330	18.33
2006-07	Pittsburgh	16	263	16.44
2005-06	West Virginia	16	282	17.63
2004-05	Connecticut	16	282	17.62
2003-04	Boston College	16	278	17.38
2002-03	Boston College	16	278	17.38
2001-02	Notre Dame	16	300	18.75
2000-01	Georgetown	16	265	16.56
1999-00	Syracuse	16	274	17.12
1998-99	St. John's	18	302	16.78
1997-98	Villanova	18	296	16.4
1996-97	Providence	18	305	16.9
1995-96	Syracuse	18	340	18.9
1994-95	Connecticut	18	338	18.8
1993-94	Connecticut	18	311	17.3
1992-93	St. John's	18	289	16.1
1991-92	St. John's	18	265	14.7
1990-91	Pittsburgh	16	254	15.9
1989-90	Providence	16	277	17.3
1988-89	Syracuse	16	285	17.8
1987-88	Syracuse	16	309	19.3
1986-87	Syracuse	16	278	17.4
1985-86	Syracuse	16	325	20.3
1984-85	St. John's	16	282	17.6
1983-84	Syracuse	16	312	19.5
1982-83	Syracuse	16	304	19.0
1981-82	Villanova	14	199	14.2
1980-81	Connecticut	14	212	15.1
1979-80	Syracuse	6	110	18.3

TEAM STEALS

		GP	STLS.	AVG.
2013-14	St. John's	18	126	7.0
2012-13	Louisville	18	181	10.1
2011-12	Louisville	18	162	9.0
2010-11	Louisville	18	157	8.7
2009-10	Providence	18	144	8.00
2008-09	Louisville	18	155	8.61
2007-08	Marquette	18	164	9.11
2006-07	Seton Hall	16	142	8.88
2005-06	Syracuse	16	131	8.19
2004-05	Villanova	16	141	8.81
2003-04	Virginia Tech	16	161	10.06
2002-03	St. John's	16	150	9.38
2001-02	Syracuse	16	179	11.19
2000-01	Boston College	16	168	10.50
1999-00	St. John's	16	182	11.38
1998-99	Providence	18	192	10.67
1997-98	West Virginia	18	194	10.8
1996-97	West Virginia	18	184	10.2
1995-96	Georgetown	18	201	11.2
1994-95	Georgetown	18	188	10.4
1993-94	St. John's	18	159	8.8
1992-93	St. John's	18	161	8.9
1991-92	St. John's	18	160	8.9
1990-91	Syracuse	16	160	10.0
1989-90	Connecticut	16	198	12.4
1988-89	Providence	16	152	9.5
1987-88	Providence	16	155	9.7
1986-87	Providence	16	134	8.4
1985-86	Providence	16	167	10.4
1984-85	Georgetown	16	128	8.0
1983-84	Georgetown	16	161	10.1
1982-83	Georgetown	16	151	9.4
1981-82	Georgetown	14	135	9.6
1980-81	Georgetown	14	121	8.6
1979-80	St. John's	6	65	10.8

TEAM BLOCKED SHOTS

		GP	BLKS	AVG.
2013-14	St. John's	18	112	6.22
2012-13	St. John's	18	114	6.33
2011-12	Syracuse	18	134	7.44
2010-11	Syracuse	18	123	6.83
2009-10	Connecticut	18	120	6.67
2008-09	Connecticut	18	147	8.17
2007-08	Connecticut	18	165	9.17
2006-07	Connecticut	16	123	7.69
2005-06	Connecticut	16	159	9.94
2004-05	Connecticut	16	128	8.00
2003-04	Connecticut	16	135	8.44
2002-03	Connecticut	16	125	7.81
2001-02	Rutgers	16	119	7.44
2000-01	Seton Hall	16	104	6.50
1999-00	Georgetown	16	111	6.94
1998-99	Syracuse	18	122	6.78
1997-98	Pittsburgh	18	98	5.4
1996-97	Villanova	18	123	6.8
1995-96	Connecticut	18	106	5.9
1994-95	Villanova	18	96	5.3
1993-94	Villanova	18	101	5.6
1992-93	Syracuse	18	113	6.3
1991-92	Georgetown	18	112	6.2
1990-91	Georgetown	16	115	7.2
1989-90	Georgetown	16	123	7.7
1988-89	Georgetown	16	137	8.6
1987-88	Syracuse	16	77	4.8
1986-87	Syracuse	16	84	5.3
1985-86	Syracuse	16	91	5.7
1984-85	Georgetown	16	101	6.3
1983-84	Georgetown	16	86	5.4
1982-83	Georgetown	16	78	4.9
1981-82	Georgetown	14	69	4.9
1980-81	Syracuse	14	58	4.1
1979-80	Syracuse	6	31	5.2
1979-80	Syracuse	6	31	5.2

TEAM FIELD GOAL PERCENTAGE DEFENSE

		GP	OPP FG%
2013-14	St. John's	18	.419
2012-13	Georgetown	18	.378
2011-12	USF	18	.382
2010-11	Pittsburgh	18	.387
2009-10	Connecticut	18	.404
2008-09	Connecticut	18	.376
2007-08	Georgetown	18	.372
2006-07	Georgetown	16	.391
2005-06	Connecticut	16	.372
2004-05	Connecticut	16	.380
2003-04	Connecticut	16	.372
2002-03	Connecticut	16	.378
2001-02	Connecticut	16	.367
2000-01	Notre Dame	16	.397
1999-00	Miami	16	.377
1998-99	Miami	18	.390
1997-98	Connecticut	18	.387
1996-97	Connecticut	18	.382
1995-96	Connecticut	18	.405
1994-95	Syracuse	18	.415
1993-94	Connecticut	18	.403
1992-93	Georgetown	18	.421
1991-92	Villanova	18	.396
1990-91	Georgetown	16	.360
1989-90	Georgetown	16	.393
1988-89	Georgetown	16	.394
1987-88	Connecticut	16	.453
1986-87	Syracuse	16	.410
1985-86	Syracuse	16	.432
1984-85	Georgetown	16	.418
1983-84	Georgetown	16	.414
1982-83	Villanova	16	.433
1981-82	Georgetown	14	.434
1980-81	Syracuse	14	.470
1979-80	Syracuse	6	.447

TEAM SCORING DEFENSE

		GP	OPP PPG
2013-14	Villanova	18	67.3
2012-13	Georgetown	18	56.9
2011-12	USF	18	56.9
2010-11	Pittsburgh	18	60.1
2009-10	Marquette	18	65.6
2008-09	Connecticut	18	62.1
2007-08	Georgetown	18	58.7
2006-07	Georgetown	16	57.8
2005-06	Georgetown	16	60.3
2004-05	Boston College	16	63.2
2003-04	Pittsburgh	16	59.1
2002-03	Pittsburgh	16	61.6
2001-02	Pittsburgh	16	64.9
2000-01	Connecticut	16	67.4
1999-00	Miami	16	58.2
1998-99	Connecticut	18	63.2
1997-98	Connecticut	18	65.3
1996-97	Connecticut	18	62.3
1995-96	Connecticut	18	66.9
1994-95	Villanova	18	69.5
1993-94	Georgetown	18	63.4
1992-93	Georgetown	18	64.4
1991-92	Georgetown	18	64.6
1990-91	Georgetown	16	63.3
1989-90	Georgetown	16	69.6
1988-89	Georgetown	16	66.3
1987-88	Georgetown	16	65.3
1986-87	St. John's	16	65.5
1985-86	Syracuse	16	66.3
1984-85	Georgetown	16	60.4
1983-84	Georgetown	16	62.8
1982-83	Georgetown	16	67.7
1981-82	Georgetown	14	59.4
1980-81	Georgetown	14	60.4
1979-80	Georgetown	6	65.7

Annual Leaders

INDIVIDUAL SCORING

	GP	FG	3FG	FT	PTS.	AVG.	
2013-14	Doug McDermott, CU	18	180	50	88	498	27.7
2012-13	Bryce Cotton, PC	18	101	56	72	330	18.3
2011-12	Kevin Jones, WVU	18	129	20	64	342	19.0
2010-11	Marshon Brooks, PC	18	162	37	107	468	26.0
2009-10	Dominique Jones, USF	18	125	27	140	417	23.2
2008-09	Luke Harangody, ND	18	176	8	94	454	25.2
2007-08	Luke Harangody, ND	18	155	3	106	419	23.3
2006-07	Herbert Hill, PC	16	135	0	49	319	19.9
2005-06	Quincy Douby, RU	16	148	60	76	432	27.0
2004-05	Ryan Gomes, PC	16	136	28	71	371	23.2
2003-04	Bryant Matthews, VT	16	120	23	81	344	21.5
2002-03	Troy Bell, BC	16	124	62	134	444	27.8
2001-02	Marcus Hatten, STJ	16	115	27	100	357	22.3
2000-01	Troy Murphy, ND	16	124	14	102	364	22.8
1999-00	Troy Murphy, ND	16	114	11	108	347	21.7
1998-99	Richard Hamilton, UConn	17	123	38	92	376	22.1
1997-98	Pat Garrity, ND	18	144	25	120	433	24.1
1996-97	Victor Page, GU	18	142	49	85	418	23.2
1995-96	Allen Iverson, GU	18	147	46	117	457	25.4
1994-95	Kerry Kittles, VU	18	154	50	59	417	23.2
1993-94	Donyell Marshall, UConn	18	159	26	118	462	25.7
1992-93	Terry Dehere, SHU	18	118	49	114	399	22.2
1991-92	Chris Smith, UConn	18	129	49	91	398	22.1
1990-91	Eric Murdock, PC	16	135	36	129	435	27.2
1989-90	Mark Tillmon, GU	16	116	35	78	345	21.6
1988-89	Dana Barros, BC	16	116	54	85	371	23.2
1987-88	Dana Barros, BC	16	115	48	72	350	21.9
1986-87	Reggie Williams, GU	16	130	40	68	368	23.0
1985-86	Walter Berry, STJ	16	141	—	77	359	22.4
1984-85	Andre McCloud, SHU	16	124	—	80	328	20.5
1983-84	Chris Mullin, STJ	16	145	—	108	398	24.9
1982-83	Clyde Vaughan, PITT	16	135	—	82	352	22.0
1981-82	Dan Callandrillo, SHU	14	142	—	100	384	27.4
1980-81	John Bagley, BC	14	103	—	99	305	21.8
1979-80	Louie Orr, SYR	6	46	—	31	123	20.5

REBOUNDING

	GP	REB.	AVG.	
2013-14	Kameron Woods, BU	18	141	8.3
2012-13	Gorgui Dieng, UL	18	195	10.8
2011-12	Kevin Jones, WVU	18	121	10.9
2010-11	Rick Jackson, SYR	18	178	9.9
2009-10	Herb Pope, SHU	18	199	11.1
2008-09	Luke Harangody, ND	18	159	12.8
2007-08	Luke Harangody, ND	18	203	11.3
2006-07	Kentrell Gransberry, USF	16	181	11.3
2005-06	Aaron Gray, PITT	16	169	10.6
2004-05	Charlie Villanueva, UConn	16	144	9.0
2003-04	Emeka Okafor, UConn	16	185	11.6
2002-03	Mike Sweetney, GU	16	182	11.4
2001-02	Ryan Humphrey, ND	16	181	11.3
2000-01	Michael Bradley, VU	16	173	10.8
1999-00	Troy Murphy, ND	16	165	10.3
1998-99	Troy Murphy, ND	15	154	10.3
1997-98	Issac Hawkins, PITT	18	174	9.7
1996-97	Ya Ya Dia, GU	18	198	11.0
1995-96	Danya Abrams, BC	18	182	10.1
1994-95	Jerome Williams, GU	18	179	9.9
1993-94	Michael Smith, PC	18	220	12.2
1992-93	Michael Smith, PC	18	211	11.7
1991-92	Michael Smith, PC	18	199	11.1
1990-91	Dikembe Mutombo, GU	16	196	12.3
1989-90	Derrick Coleman, SYR	16	191	11.9
1988-89	Derrick Coleman, SYR	16	184	11.5
1987-88	Jerome Lane, PITT	16	185	11.6
1986-87	Jerome Lane, PITT	16	224	14.0
1985-86	Harold Pressley, VU	16	174	10.9
1984-85	Patrick Ewing, GU	16	161	10.1
1983-84	Otis Thorpe, PC	16	172	10.9
1982-83	Patrick Ewing, GU	16	166	10.4
1981-82	Corny Thompson, UConn	14	128	9.1
1980-81	Dan Schayes, SYR	14	137	9.8
1979-80	Roosevelt Bouie, SYR	6	59	9.8

FIELD GOAL PERCENTAGE

(minimum 5 made per game)	GP	FGM	FGA	PCT.	
2013-14	Doug McDermott, CU	18	180	333	.541
2012-13	Nate Lubick, GU	18	56	95	.589
2011-12	Jack Cooley, ND	18	101	163	.620
2010-11	Gary McGhee, Pitt	18	59	95	.621
2009-10	Arinze Onuaku, SYR	18	92	136	.676
2008-09	DeJuan Blair, Pitt	18	118	207	.570
2007-08	Arinze Onuaku, SYR	18	94	152	.618
2006-07	Roy Hibbert, GU	16	79	111	.712
2005-06	Aaron Gray, PITT	16	95	166	.572
2004-05	Josh Pace, SYR	16	80	132	.606
2003-04	Emeka Okafor, UConn	16	123	204	.603
2002-03	Emeka Okafor, UConn	16	106	181	.586
2001-02	Ryan Gomes, PC	16	83	157	.529
2000-01	Michael Bradley, VU	16	140	207	.676
1999-00	Etan Thomas, SYR	16	80	141	.567
1998-99	Troy Murphy, ND	15	100	199	.503
1997-98	Mario Bland, UM	18	90	145	.621
1996-97	Otis Hill, SYR	18	111	201	.552
1995-96	Otis Hill, SYR	18	93	163	.571
1994-95	John Wallace, SYR	18	116	195	.595
1993-94	Othella Harrington, GU	18	99	171	.579
1992-93	Shawnelle Scott, STJ	17	100	173	.578
1991-92	Alonzo Mourning, GU	18	108	196	.551
1990-91	Marques Bragg, PC	16	82	136	.603
1989-90	Michael Cooper, SHU	16	86	156	.551
1988-89	Stephen Thompson, SYR	16	112	184	.609
1987-88	Derrick Coleman, SYR	16	85	146	.582
1986-87	Derrick Coleman, SYR	16	80	132	.606
1985-86	Dwayne Washington, SYR	16	107	194	.552
1984-85	Patrick Ewing, GU	16	98	164	.598
1983-84	Patrick Ewing, GU	16	107	165	.648
1982-83	Otis Thorpe, PC	16	117	182	.643
1981-82	David Russell, STJ	14	81	147	.551
1980-81	Chuck Aleksinas, UConn	14	73	123	.593
1979-80	Roosevelt Bouie, SYR	6	38	56	.678

THREE-POINT FIELD GOAL PERCENTAGE

(minimum 1.5 made per game)	GP	FGM	FGA	PCT.	
2013-14	Doug McDermott, CU	18	50	108	.463
2012-13	Eric Atkins, ND	18	31	69	.449
2011-12	Hollis Thompson, GU	18	32	72	.444
2010-11	Ashton Gibbs, Pitt	15	49	101	.485
2009-10	Austin Freeman, GU	17	41	79	.519
2008-09	Sharaud Curry, PC	18	37	82	.451
2007-08	Kyle McAlarney, ND	18	62	134	.463
2006-07	Scottie Reynolds, VU	16	43	100	.430
2005-06	Ronald Ramon, PITT	16	32	63	.508
2004-05	Chris Quinn, ND	16	43	83	.518
2003-04	Allan Ray, VU	16	50	117	.427
2002-03	Brian Chase, VT	14	28	60	.467
2001-02	Brian Chase, VT	16	38	94	.404
2000-01	Lionel Armstead, WVU	14	32	69	.464
1999-00	Albert Mouring, UConn	16	43	85	.506
1998-99	Chuck Moore, SHU	18	35	73	.479
1997-98	Donnell Williams, SHU	16	36	79	.456
1996-97	Vonteego Cummings, PITT	18	28	63	.444
1995-96	Garrick Thomas, PITT	17	33	63	.524
1994-95	Kerry Kittles, VU	18	50	111	.450
1993-94	Howard Eisley, BC	18	53	103	.515
1992-93	Jake Morton, UM	18	34	80	.425
1991-92	Arturas Karnishovas, SHU	17	26	50	.520
1990-91	Greg Woodard, VU	16	38	80	.475
1989-90	Mark Tillmon, GU	16	35	77	.455
1988-89	Jason Matthews, PITT	16	36	69	.522
1987-88	Jamie Benton, BC	16	25	50	.500
1986-87	Mark Jackson, STJ	16	38	77	.494
	Ernie Lewis, PC	16	55	114	.482

FREE THROW PERCENTAGE

(minimum 2.5 made per game)	GP	FTM	FTA	PCT.	
2013-14	D'Angelo Harrison, STJ	18	92	102	.902
2012-13	LaDontae Henton, PC	18	52	59	.881
2011-12	Maalik Wayns, VU	15	66	72	.917
2010-11	Ashton Gibbs, Pitt	15	43	46	.935
2009-10	Sharaud Curry, PC	18	78	89	.876
2008-09	Sharaud Curry, PC	18	55	63	.873
2007-08	Craig Austrie, UConn	18	49	54	.907
2006-07	Jonathan Wallace, GU	16	47	53	.887
2005-06	Steve Novak, MU	16	50	52	.962
2004-05	Gerry McNamara, SYR	16	53	59	.898
2003-04	Gerry McNamara, SYR	16	53	57	.930
2002-03	Gerry McNamara, SYR	16	53	55	.964
2001-02	Gary Buchanan, VU	16	57	62	.919
2000-01	Gary Buchanan, VU	16	56	60	.933
1999-00	Khalid El-Amin, UConn	16	57	61	.934
1998-99	Rimas Kaukenas, SHU	18	55	64	.859
1997-98	Richard Hamilton, UConn	18	82	93	.882
1996-97	Austin Croshere, PC	18	84	90	.933
1995-96	Geoff Billet, RU	18	48	52	.923
1994-95	Donny Marshall, UConn	17	57	66	.864
1993-94	Howard Easley, BC	18	62	75	.827
1992-93	Bill Curley, BC	18	90	105	.857
1991-92	Sean Miller, PITT	18	76	82	.927
1990-91	Sean Miller, PITT	16	48	52	.923
1989-90	Jason Matthews, PITT	16	80	88	.909
1988-89	Jason Matthews, PITT	16	80	87	.920
1987-88	Tate George, UConn	16	45	50	.900
1986-87	Dana Barros, BC	16	51	56	.911
1985-86	Harold Jensen, VU	16	44	51	.863
1984-85	Earl Kelley, UConn	16	63	70	.900
1983-84	Chris Mullin, STJ	16	108	118	.915
1982-83	Chris Mullin, STJ	16	96	108	.889
1981-82	Dan Callandrillo, SHU	14	100	121	.826
1980-81	Dan Schayes, SYR	14	85	97	.876
1979-80	Vin Caraher, BC	6	16	17	.941

ASSISTS

	GP	AST.	AVG.	
2013-14	Bryce Cotton, PC	18	109	6.1
2012-13	Vincent Council, PC	18	130	7.2
2011-12	Vincent Council, PC	17	136	8.0
2010-11	Scoop Jardine, SYR	18	109	6.1
2009-10	Tory Jackson, ND	18	101	5.6
2008-09	Levance Fields, Pitt	18	147	8.2
2007-08	Tory Jackson, ND	18	107	5.9
2006-07	Tory Jackson, ND	16	96	6.0
2005-06	Marcus Williams, UConn	16	137	8.6
2004-05	Marcus Williams, UConn	16	134	8.4
2003-04	Taliek Brown, UConn	16	108	6.8
2002-03	Chris Thomas, ND	16	108	6.8
2001-02	Chris Thomas, ND	16	130	8.1
2000-01	Omar Cook, STJ	16	135	8.44
1999-00	Vernon Jennings, UM	16	111	6.9
1998-99	Vernon Jennings, UM	18	109	6.1
1997-98	Shaheen Holloway, SHU	18	119	6.6
1996-97	God Shammgod, PC	18	123	6.8
1995-96	Lazarus Sims, SYR	18	141	7.8
1994-95	Kevin Ollie, UConn	18	107	5.9
1993-94	Abdul Abdullah, PC	18	131	7.3
1992-93	David Cain, STJ	18	133	7.4
1991-92	Sean Miller, PITT	18	126	7.0
1990-91	Jason Buchanan, STJ	16	95	5.9
1989-90	Darelle Porter, PITT	16	121	7.6
1988-89	Sherman Douglas, SYR	16	137	8.6
1987-88	Sherman Douglas, SYR	16	141	8.8
1986-87	Sherman Douglas, SYR	16	118	7.4
1985-86	Mark Jackson, STJ	16	150	9.4
1984-85	Dwayne Washington, SYR	16	91	5.7
1983-84	Dwayne Washington, SYR	16	110	6.9
1982-83	Ricky Tucker, PC	16	101	6.3
1981-82	Stewart Granger, VU	14	79	5.6
1980-81	Stewart Granger, VU	14	81	5.8
1979-80	Eddie Moss, SYR	6	39	6.5

STEALS

	GP	STLS.	AVG.	
2013-14	Fuquan Edwin, SHU	18	38	2.4
2012-13	Michael Carter-Williams, SU	18	48	2.7
2011-12	Jae Crowder, MU	18	53	2.9
2010-11	Jeremy Hazell, SHU	14	34	2.4
2009-10	Mac Koshwal, DPU	14	30	2.1
2008-09	Paul Gause, SHU	18	46	2.56
2007-08	Jeff Xavier, PC	18	49	2.72
2006-07	Paul Gause, SHU	16	43	2.69
2005-06	Kyle Lowry, VU	16	39	2.44
2004-05	Gerry McNamara, SYR	16	36	2.25
2003-04	Bryant Matthews, VT	16	42	2.62
2002-03	Marcus Hatten, STJ	16	45	2.8
2001-02	John Linehan, PC	16	77	4.8
2000-01	John Linehan, PC	16	53	3.3
1999-00	Erick Barkley, STJ	16	47	3.6
1998-99	John Linehan, PC	18	60	3.3
1997-98	Kellii Taylor, PITT	18	54	3.0
1996-97	Kellii Taylor, PITT	18	54	3.0
1995-96	Allen Iverson, GU	18	67	3.7
1994-95	Allen Iverson, GU	18	64	3.6
1993-94	Kerry Kittles, VU	18	54	3.0
1992-93	Joey Brown, GU	17	44	2.6
1991-92	Jerome Scott, UM	18	43	2.4
1990-91	Scott Burrell, UConn	16	56	3.5
1989-90	Nadav Henefeld, UConn	16	59	3.7
1988-89	Eric Murdock, PC	16	54	3.4
1987-88	Eric Murdock, PC	16	55	3.4
1986-87	Billy Donovan, PC	16	31	1.9
1985-86	Reggie Williams, GU	16	31	1.9
1984-85	Harold Starks, PC	12	37	3.1
1983-84	Michael Adams, BC	16	41	2.6
1982-83	Michael Adams, BC	16	43	2.7
1981-82	Michael Adams, BC	16	51	3.2
1980-81	Dan Callandrillo, SHU	14	30	2.1
1980-81	Eddie Moss, SYR	14	34	2.4
1979-80	Bob Dulin, UConn	6	20	3.3

BLOCKED SHOTS

	GP	BLKS	AVG.	
2013-14	Carson Desrosiers, PC	17	38	2.2
2012-13	Chris Obekpa, St. John's	18	60	3.3
2011-12	Fab Melo, SYR	15	56	3.7
2010-11	Rick Jackson, SYR	18	51	2.8
2009-10	Hamady Ndiaye, RU	18	69	3.8
2008-09	Hasheem Thabeet, UConn	18	89	4.9
2007-08	Hasheem Thabeet, UConn	18	94	5.2
2006-07	Hasheem Thabeet, UConn	16	60	3.8
2005-06	Hilton Armstrong, UConn	16	68	4.3
2004-05	Jason Fraser, VU	13	36	2.8
2003-04	Emeka Okafor, UConn	16	66	4.1
2002-03	Emeka Okafor, UConn	16	71	4.4
2001-02	Emeka Okafor, UConn	16	70	4.4
2000-01	Eddie Griffin, SHU	15	61	4.1
1999-00	Samuel Dalembert, SHU	16	63	3.9
1998-99	Etan Thomas, SYR	18	74	4.1
1997-98	Etan Thomas, SYR	18	77	4.3
1996-97	Jason Lawson, VU	18	61	3.4
1995-96	Jason Lawson, VU	17	53	3.1
1994-95	Jason Lawson, VU	18	52	2.9
1993-94	Donyell Marshall, UConn	18	56	3.1
1992-93	Conrad McRae, SYR	18	59	3.3
1991-92	Alonzo Mourning, GU	18	93	5.2
1990-91	Dikembe Mutombo, GU	16	73	4.6
1989-90	Dikembe Mutombo, GU	16	69	4.3
1988-89	Alonzo Mourning, GU	16	71	4.4
1987-88	Tom Greis, VU	16	43	2.7
1986-87	Charles Smith, PITT	16	49	3.1
1985-86	Harold Pressley, VU	16	52	3.3
1984-85	Patrick Ewing, GU	16	74	4.6
1983-84	Patrick Ewing, GU	16	65	4.1
1982-83	Patrick Ewing, GU	16	53	3.3
1981-82	Patrick Ewing, GU	14	55	3.9
1980-81	Dan Schayes, SYR	14	34	2.4
1979-80	Burnett Adams, BC	6	10	1.7

BIG EAST Coaching Records

BIG EAST ALL-TIME WINNINGEST COACHES BY VICTORIES

COACH, TEAM	WON	LOST	PCT.	YEARS	CHAMPIONSHIP		
Jim Boeheim, Syracuse	416	221	.653	34	50	29	.633
Jim Calhoun, Connecticut *	309	181	.631	26	35	19	.648
John Thompson, Georgetown	231	123	.653	20	33	13	.717
Mike Brey, Notre Dame	146	100	.593	13	10	13	.435
Jay Wright, Villanova	140	105	.571	13	10	13	.435
Lou Carnesecca, St. John's	139	80	.635	13	12	11	.522
Jamie Dixon, Pittsburgh	127	66	.658	10	12	9	.571
Rick Pitino, PC/Louisville	126	67	.653	10	15	7	.682
Rollie Massimino, Villanova	123	92	.572	12	13	12	.520
John Thompson III, Georgetown	120	76	.612	10	13	9	.591
Steve Lappas, Villanova	97	79	.551	9	10	8	.556
P.J. Carlesimo, Seton Hall	90	130	.409	12	13	10	.565
Leonard Hamilton, Miami	77	95	.448	10	5	9	.357
Paul Evans, Pittsburgh	76	70	.521	8	4	8	.333
Buzz Williams, Marquette	74	45	.622	6	5	6	.455
Jim O'Brien, Boston College	74	133	.357	11	9	10	.474
Al Skinner, Boston College	74	72	.507	8	8	7	.533
Tim Welsh, Providence	72	101	.416	10	1	9	.100
Mick Cronin, Cincinnati	63	73	.463	7	6	6	.500
Mike Jarvis, St. John's	57	36	.613	5	7	4	.636
Bob Huggins, West Virginia	52	30	.634	4	7	3	.700
Rick Barnes, Providence	52	60	.464	6	5	5	.500
Gale Catlett, West Virginia	49	78	.386	7	1	6	.143
Craig Esherick, Georgetown	46	59	.438	6	5	6	.455
Ben Howland, Pittsburgh	43	29	.597	4	8	3	.727
John Beilein, West Virginia	41	45	.477	5	4	5	.444
Louis Orr, Seton Hall	39	46	.459	5	1	5	.167
Pete Gillen, Providence	38	43	.469	4	5	4	.556
Dom Perno, Connecticut	38	68	.358	7	1	7	.125
Stan Heath, USF	37	79	.319	6	3	5	.375
Tommy Amaker, Seton Hall	35	39	.473	4	4	4	.500
Tom Crean, Marquette	34	22	.607	3	3	3	.500
Norm Roberts, St. John's	34	73	.318	5	2	3	.400
Ralph Willard, Pittsburgh	33	64	.340	5	2	5	.286
Gary Williams, Boston College	33	37	.471	4	3	5	.375
Steve Lavin, St. John's *	31	27	.534	3	1	3	.250
Brian Mahoney, St. John's	31	47	.397	4	2	4	.333
Bobby Gonzalez, Seton Hall	29	46	.387	4	2	3	.400
Gary Waters, Rutgers	29	55	.345	5	2	4	.333
Kevin Willard, Seton Hall	28	52	.350	4	4	4	.500
Kevin Bannon, Rutgers	27	46	.370	4	3	3	.500
Perry Clark, Miami	27	41	.397	4	1	3	.250
John MacLeod, Notre Dame	27	49	.355	4	0	4	.000
Ed Cooley, Providence	26	33	.441	3	3	2	.600
Roy Chipman, Pittsburgh	26	42	.382	4	0	4	.000
Fran Fraschilla, St. John's	22	17	.564	2	1	2	.333
George Blaney, Seton Hall/UConn*	22	39	.361	3	0	3	.000
Tom Davis, Boston College	21	17	.553	3	1	3	.250
Jerry Wainwright, DePaul	21	53	.284	5	1	2	.333
Keno Davis, Providence	19	39	.328	3	1	3	.250
Mike Rice, Rutgers	18	41	.305	3	2	3	.400
Greg McDermott, Creighton	16	5	.762	1	2	1	.333
Joe Mullaney, Providence	16	52	.235	4	2	4	.333
Fred Hill, Rutgers	13	59	.181	4	0	2	.000
Chris Mack, Xavier	11	9	.550	1	1	1	.500
Bob Wenzel, Rutgers	11	27	.289	2	0	2	.000
Ricky Stokes, Virginia Tech	10	38	.208	3	0	0	-
Oliver Purnell, DePaul	10	67	.130	4	1	4	.200
Matt Doherty, Notre Dame	9	9	.500	1	1	1	.500
Andy Kennedy, Cincinnati	8	9	.471	1	0	1	.000
Seth Greenberg, Virginia Tech	8	10	.444	1	1	1	.500
Mike Dunlap, St. John's *	6	13	.316	1	0	1	.000
Gordon Chiesa, Providence	5	12	.294	1	0	1	.000
Bill Raftery, Seton Hall	5	17	.227	2	0	2	.000
Brandon Miller, Butler	4	15	.211	1	0	1	.000
Gary Walters, Providence	4	19	.174	2	1	2	.333
Robert McCullum, USF	4	28	.125	2	0	0	-
Hoddy Mahon, Seton Hall	2	13	.133	1	0	1	.000
Kevin Clark, St. John's	1	15	.063	1	0	0	-
Tracy Webster, DePaul	1	16	.059	0	0	1	.000



John Thompson, Georgetown



Lou Carnesecca, St. John's



Rollie Massimino, Villanova

* George Blaney coached three BIG EAST games in 2011-12 for Connecticut in place of Jim Calhoun. Mike Dunlap coached St. John's during the BIG EAST portion of the 2011-12 season in place of Steve Lavin.

Championship Results



2014 (MADISON SQUARE GARDEN)

First round: No. 10 DePaul 60, No. 7 Georgetown 56; No. 8 Seton Hall 51, No. 9 Butler 50

Quarterfinals: No. 8 Seton Hall 64, No. 1 Villanova 63; No. 4 Providence 79, No. 5 St. John's 74; No. 2 Creighton 84, No. 10 DePaul 62.

No. 3 Xavier 68, No. 6 Marquette 65

Semifinals: No. 4. Providence 80, No. 8 Seton Hall 74; No. 2 Creighton 86, No. 3 Xavier 78

Final: No. 4 Providence 65, No. 2 Creighton 58

All-Tournament Team: Doug McDermott (Creighton), Austin Chatman (Creighton), LaDontae Henton (Providence), Eugene Teague (Seton Hall), Semaj Christon (Xavier)

Dave Gavitt Trophy: Bryce Cotton (Providence)

2013 (MADISON SQUARE GARDEN)

First round: No. 12 Seton Hall 46, No. 13 USF 42 (ot); No. 11 Rutgers 76, No. 14 DePaul 57

Second round: No. 9 Cincinnati 61, No. 8 Providence 44; No. 5 Syracuse 75, No. 12 Seton Hall 63;

No. 7 Villanova 66, No. 10 St. John's 53;

No. 6 Notre Dame 69, No. 11 Rutgers 61

Quarterfinals: No. 1 Georgetown 62, No. 9 Cincinnati 43; No. 5 Syracuse 62, No. 4 Pittsburgh 59;

No. 2 Louisville 74, No. 7 Villanova 55;

No. 6 Notre Dame 73, No. 3 Marquette 65

Semifinals: No. 5 Syracuse 58, No. 1 Georgetown 55; No. 2 Louisville 69, No. 6 Notre Dame 57

Final: No. 2 Louisville 78, No. 5 Syracuse 61

All-Tournament Team: Russ Smith (Louisville), James Southerland (Syracuse), Brandon Triche (Syracuse), Markel Starks (Georgetown), Pat Connaughton (Notre Dame).

Dave Gavitt Trophy: Peyton Siva (Louisville)

2012 (MADISON SQUARE GARDEN)

First round: No. 9 Connecticut 81, No. 16 DePaul 67; No. 13 Pittsburgh 73, No. 12 St. John's 59;

No. 10 Seton Hall 79, No. 15 Providence 47;

No. 14 Villanova 70, No. 11 Rutgers 49.

Second round: No. 9 Connecticut 71, No. 8 West

Virginia 67 (ot); No. 5 Georgetown 64, No. 13

Pittsburgh 52; No. 7 Louisville 61, No. 10 Seton Hall

55; No. 6 USF 56, No. 14 Villanova 47.

Quarterfinals: No. 1 Syracuse 58, No. 9 Connecticut 55; No. 4 Cincinnati 72, No. 5 Georgetown 70 (2ot);

No. 7 Louisville 84, No. 2 Marquette 71; No. 3 Notre

Dame 57, No. 6 USF 53.

Semifinals: No. 4 Cincinnati 71, No. 1 Syracuse 68;

No. 7 Louisville 64, No. 3 Notre Dame 50.

Final: No. 7 Louisville 50, No. 4 Cincinnati 44.

All-Tournament Team: Yancy Gates (Cincinnati), Cashmere Wright (Cincinnati), Gorgui Deng (Louisville), Kyle Kuric (Louisville), Dion Waiters (Syracuse).

Dave Gavitt Trophy: Peyton Siva (Louisville)

2011 (MADISON SQUARE GARDEN)

First round: No. 9 Connecticut 97, No. 16 DePaul 71; No. 13 Rutgers 76, No. 12 Seton Hall 70 (ot); No. 15 USF 70, No. 10 Villanova 69; No. 11 Marquette 87, No. 14 Providence 66

Second round: No. 9 Connecticut 79, No. 8 Georgetown 62; No. 5 St. John's 65, No. 13 Rutgers 63; No. 7 Cincinnati 87, No. 15 USF 61; No. 11 Marquette 67, No. 6 West Virginia 61.

Quarterfinals: No. 9 Connecticut 76, No. 1 Pittsburgh 74; No. 4 Syracuse 79, No. 5 St. John's 73; No. 2 Notre Dame 89, No. 7 Cincinnati 51;

No. 3 Louisville 54, No. 11 Marquette 56.

Semifinals: No. 9 Connecticut 76, No. 4 Syracuse 71 (ot); No. 3 Louisville 83, No. 2 Notre Dame 77 (ot).

Final: No. 9 Connecticut 69, No. 3 Louisville 66.

All-Tournament Team: Jeremy Lamb (Connecticut), Preston Knowles (Louisville), Peyton Siva (Louisville), Scott Martin (Notre Dame), Rick Jackson (Syracuse).

Dave Gavitt Trophy: Kemba Walker (Connecticut).

2010 (MADISON SQUARE GARDEN)

First round: No. 9 USF 58, No. 16 DePaul 49;

No. 13 St. John's 73, No. 12 Connecticut 51;

No. 10 Seton Hall 109, No. 15 Providence 106;

No. 11 Cincinnati 69, No. 14 Rutgers 68.

Second round: No. 8 Georgetown 69, No. 9 USF 49;

No. 5 Marquette 57, No. 13 St. John's 55;

No. 7 Notre Dame 68, No. 10 Seton Hall 56;

No. 11 Cincinnati 69, No. 6 Louisville 66.

Quarterfinals: No. 8 Georgetown 91, No. 1 Syracuse

84; No. 5 Marquette 80, No. 4 Villanova 76;

No. 7 Notre Dame 50, No. 2 Pittsburgh 45;

No. 3 West Virginia 54, No. 11 Cincinnati 51.

Semifinals: No. 8 Georgetown 80, No. 5 Marquette

57; No. 3 West Virginia 53, No. 7 Notre Dame 51.

Final: No. 3 West Virginia 60, No. 8 Georgetown 58.

All-Tournament Team: Greg Monroe (Georgetown), Chris Wright (Georgetown), Lazar Hayward (Marquette), Tory Jackson (Notre Dame), Kevin Jones (West Virginia).

Dave Gavitt Trophy: Da'Sean Butler (West Virginia).

2009 (MADISON SQUARE GARDEN)

First round: No. 16 DePaul 67, No. 9 Cincinnati 57;

No. 13 St. John's 64, No. 12 Georgetown 59;

No. 10 Notre Dame 61, No. 15 Rutgers 50;

No. 11 Seton Hall 68, No. 14 USF 54.

Second round: No. 8 Providence 83, No. 16 DePaul

74; No. 5 Marquette 74, No. 13 St. John's 45;

No. 7 West Virginia 74, No. 10 Notre Dame 62;

No. 6 Syracuse 89, No. 11 Seton Hall 74.

Quarterfinals: No. 1 Louisville 73, No. 8 Providence

55; No. 4 Villanova 76, No. 5 Marquette 75;

No. 7 West Virginia 74, No. 2 Pittsburgh 60;

No. 6 Syracuse 127, No. 3 Connecticut 117 (6ot).

Semifinals: No. 1 Louisville 69, No. 4 Villanova 55;

No. 6 Syracuse 74, No. 7 West Virginia 69 (ot).

Final: No. 1 Louisville 76, No. 6 Syracuse 66.

All-Tournament Team: A.J. Price (Connecticut), Earl Clark (Louisville), Terrence Williams (Louisville), Eric Devendorf (Syracuse), Devin Ebanks (West Virginia).

Dave Gavitt Trophy: Jonny Flynn (Syracuse).

2008 (MADISON SQUARE GARDEN)

First round: No. 8 Villanova 82, No. 9 Syracuse 63; No. 5 West Virginia 58, No. 12 Providence 53;

No. 7 Pittsburgh 70, No. 10 Cincinnati 64;

No. 6 Marquette 67, No. 11 Seton Hall 54.

Quarterfinals: No. 1 Georgetown 82, No. 8 Villanova

63; No. 5 West Virginia 78, No. 4 Connecticut 72;

No. 7 Pittsburgh 76, No. 2 Louisville 69 (ot);

No. 6 Marquette 89, No. 3 Notre Dame 79.

Semifinals: No. 1 Georgetown 72, No. 5 West Virginia 55; No. 7 Pittsburgh 68, No. 6 Marquette 61.

Final: No. 7 Pittsburgh 74, No. 1 Georgetown 65.

All-Tournament Team: Roy Hibbert (Georgetown), Jessie Sapp (Georgetown), Jerel McNeal (Marquette), LeVance Fields (Pittsburgh), Joe Alexander (West Virginia).

Dave Gavitt Trophy: Sam Young (Pittsburgh).

2007 (MADISON SQUARE GARDEN)

First round: No. 9 Villanova 75, No. 8 DePaul 67;

No. 5 Syracuse 78, No. 12 Connecticut 65;

No. 7 West Virginia 92, No. 10 Providence

79; No. 6 Marquette 76, No. 11 St. John's 67.

Quarterfinals: No. 1 Georgetown 62, No. 9 Villanova

57; No. 4 Notre Dame 89, No. 5 Syracuse 83;

No. 2 Louisville 82, No. 7 West Virginia 71 (2ot);

No. 3 Pittsburgh 89, No. 6 Marquette 79.

Semifinals: No. 1 Georgetown 84, No. 4 Notre Dame 82;

No. 3 Pittsburgh 65, No. 2 Louisville 59.

Final: No. 1 Georgetown 65, No. 3 Pittsburgh 42.

All-Tournament Team: Roy Hibbert (Georgetown), DaJuan Summers (Georgetown), Terrence Williams (Louisville), Russell Carter (Notre Dame), Antonio Graves (Pittsburgh).

Dave Gavitt Trophy: Jeff Green (Georgetown).

2006 (MADISON SQUARE GARDEN)

First round: No. 9 Syracuse 74, No. 8 Cincinnati 73;

No. 5 Georgetown 67, No. 12 Notre Dame 63; No. 10

Rutgers 61, No. 7 Seton Hall 48; No. 6 Pittsburgh 61,

No. 11 Louisville 56.

Quarterfinals: No. 9 Syracuse 86, No. 1 Connecticut

84 (ot); No. 5 Georgetown 62, No. 4 Marquette 59;

No. 2 Villanova 87, No. 10 Rutgers 55;

No. 6 Pittsburgh 68, No. 3 West Virginia 57.

Semifinals: No. 9 Syracuse 58, No. 5 Georgetown 57;

No. 6 Pittsburgh 68, No. 2 Villanova 54.

Final: No. 9 Syracuse 65, No. 6 Pittsburgh 61.

All-Tournament Team: Aaron Gray (Pittsburgh), Carl Krauser (Pittsburgh), Demetris Nichols (Syracuse), Darryl Watkins (Syracuse), Randy Foye (Villanova).

Dave Gavitt Trophy: Gerry McNamara (Syracuse).

Championship Results

2005 (MADISON SQUARE GARDEN)

First round: No. 8 West Virginia 82, No. 9 Providence 59; No. 7 Georgetown 56, No. 10 Seton Hall 51; No. 11 Rutgers 72, No. 6 Notre Dame 65.

Quarterfinals: No. 8 West Virginia 78, No. 1 Boston College 72; No. 4 Villanova 67, No. 5 Pittsburgh 58; No. 2 Connecticut 66, No. 7 Georgetown 62; No. 3 Syracuse 81, No. 11 Rutgers 57.

Semifinals: No. 8 West Virginia 78, No. 4 Villanova 76; No. 3 Syracuse 67, No. 2 Connecticut 63.

Final: No. 3 Syracuse 68, No. 8 West Virginia 59.

All-Tournament Team: Gerry McNamara (Syracuse), Josh Pace (Syracuse), Mike Gansey (West Virginia), Kevin Pittsnogle (West Virginia), Randy Foye (Villanova).

Dave Gavitt Trophy: Hakim Warrick (Syracuse).

2004 (MADISON SQUARE GARDEN)

First round: No. 8 Virginia Tech 61, No. 9 Rutgers 58; No. 5 Boston College 68, No. 12 Georgetown 57; No. 7 Notre Dame 65, No. 10 West Virginia 65; No. 11 Villanova 61, No. 5 Seton Hall 60.

Quarterfinals: No. 1 Pittsburgh 74, No. 8 Virginia Tech 61; No. 5 Boston College 57, No. 4 Syracuse 54; No. 2 Connecticut 66, No. 7 Notre Dame 58; No. 11 Villanova 69, No. 3 Providence 66.

Semifinals: Pittsburgh 62, Boston College 53; Connecticut 84, Villanova 67.

Final: Connecticut 61, Pittsburgh 58.

All-Tournament Team: Craig Smith (Boston College), Chris Taft (Pittsburgh), Carl Krauser (Pittsburgh), Jaron Brown (Pittsburgh), Taliek Brown (Connecticut).

Dave Gavitt Trophy: Ben Gordon (Connecticut).

2003 (MADISON SQUARE GARDEN)

First round: East No. 5 St. John's 83, West No. 4 Notre Dame 80; East No. 3 Providence 73, West No. 6 West Virginia 50; West No. 5 Georgetown 46, East No. 4 Villanova 41; West No. 3 Seton Hall 67, East No. 6 Miami 52.

Quarterfinals: East No. 1 Boston College 82, East No. 5 St. John's 75 (ot); West No. 2 Pittsburgh 67, East No. 3 Providence 57; West No. 1 Syracuse 74, West No. 5 Georgetown 69; East No. 2 Connecticut 83, West No. 3 Seton Hall 70.

Semifinals: Pittsburgh 61, Boston College 48; Connecticut 80, Syracuse 67.

Final: Pittsburgh 74, Connecticut 56.

All-Tournament Team: Brandin Knight (Pittsburgh), Ben Gordon (Connecticut), Emeka Okafor (Connecticut), Craig Smith (Boston College), Carmelo Anthony (Syracuse).

Dave Gavitt Trophy: Julius Page (Pittsburgh).

2002 (MADISON SQUARE GARDEN)

First round: East No. 4 Boston College 60, West No. 5 Rutgers 55; West No. 3 Georgetown 68, East No. 6 Providence 67; East No. 5 Villanova 78, East No. 4 Syracuse 64; East No. 3 St. John's 64, West No. 6 Seton Hall 58.

Quarterfinals: West No. 1 Pittsburgh 76, East No. 4 Boston College 62; East No. 2 Miami 84, West No. 3 Georgetown 76 (ot); East No. 1 Connecticut 72, East No. 5 Villanova 70; West No. 2 Notre Dame 83, East No. 3 St. John's 63.

Semifinals: Pittsburgh 76, Miami 71; Connecticut 82, Notre Dame 77.

Final: Connecticut 74, Pittsburgh 65 (2ot).

All-Tournament Team: Ben Gordon (Connecticut), Brandin Knight (Pittsburgh), Ontario Lett (Pittsburgh), Chris Thomas (Notre Dame), Marcus Barnes (Miami).

Dave Gavitt Trophy: Caron Butler (Connecticut).

2001 (MADISON SQUARE GARDEN)

First round: East No. 3 Villanova 82, West No. 4 West Virginia 71; West No. 6 Seton Hall 78, East No. 3 St. John's 66; West No. 5 Pittsburgh 78, East No. 4 Miami 69; West No. 3 Syracuse 86, East No. 6 Connecticut 75.

Quarterfinals: East No. 1 Boston College 93, East No. 3 Villanova 79; West No. 6 Seton Hall 58, West No. 2 Georgetown 40; West No. 5 Pittsburgh 66, West No. 1 Notre Dame 54; West No. 3 Syracuse 55, East No. 2 Providence 54.

Semifinals: Boston College 75, Seton Hall 48; Pittsburgh 55, Syracuse 54 (ot).

Final: Boston College 79, Pittsburgh 57.

All-Tournament Team: Eddie Griffin (Seton Hall), Preston Shumpert (Syracuse), Ricardo Greer (Pittsburgh), Xavier Singletary (Boston College), Jonathan Beerbohm (Boston College).

Dave Gavitt Trophy: Troy Bell (Boston College).

2000 (MADISON SQUARE GARDEN)

First round: No. 9 Georgetown 70, No. 8 West Virginia 67; No. 4 Connecticut 70, No. 13 Boston College 55; No. 5 Seton Hall 85, No. 12 Providence 65; No. 7 Notre Dame 74, No. 10 Rutgers 62; No. 6 Villanova 65, No. 11 Pittsburgh 55.

Quarterfinals: Georgetown 76, No. 1 Syracuse 72; Connecticut 79, Seton Hall 64; No. 2 Miami 61, Notre Dame 58; No. 3 St. John's 75, Villanova 70.

Semifinals: Connecticut 70, Georgetown 55; St. John's 58, Miami 57.

Final: St. John's 80, Connecticut 70.

All-Tournament Team: Erick Barkley (St. John's), Khalid El-Amin (Connecticut), Lavor Postell (St. John's), Albert Mouring (Connecticut), Lee Scruggs (Georgetown).

Dave Gavitt Trophy: Bootsyt Thornton (St. John's).

1999 (MADISON SQUARE GARDEN)

First round: No. 9 Seton Hall 79, No. 8 Notre Dame 69; No. 4 Syracuse 96, No. 13 Boston College 55; No. 5 Villanova 73, No. 12 West Virginia 61; No. 10 Georgetown 68, No. 7 Providence 66; No. 6 Rutgers 64, No. 11 Pittsburgh 51.

Quarterfinals: No. 1 Connecticut 57, Seton Hall 56; Syracuse 70, Villanova 62; No. 2 Miami 65, Georgetown 54; No. 3 St. John's 77, Rutgers 62.

Semifinals: Connecticut 71, Syracuse 50; St. John's 62, Miami 59.

Final: Connecticut 82, St. John's 63.

All-Tournament Team: Richard Hamilton (Connecticut), Khalid El-Amin (Connecticut), Erick Barkley (St. John's), Tim James (Miami), Etan Thomas (Syracuse).

Dave Gavitt Trophy: Kevin Freeman (Connecticut).

1998 (MADISON SQUARE GARDEN)

First round: No. 8 Providence 72, No. 9 Notre Dame 55; No. 13 Georgetown 62, No. 4 Miami 56; No. 12 Rutgers 72, No. 5 West Virginia 65; No. 7 Villanova 96, No. 10 Pittsburgh 93 (2ot); No. 11 Boston College 97, No. 6 Seton Hall 87 (ot).

Quarterfinals: No. 1 Connecticut 64, Providence 55; Rutgers 61, Georgetown 60; No. 2 Syracuse 69, Villanova 66; No. 3 St. John's 91, Boston College 80.

Semifinals: Connecticut 64, Rutgers 50; Syracuse 69, St. John's 67 (ot).

Final: Connecticut 69, Syracuse 64.

All-Tournament Team: Richard Hamilton (Connecticut), Rashamel Jones (Connecticut), Ron Artest (St. John's), Ryan Blackwell (Syracuse), Todd Burgan (Syracuse).

Dave Gavitt Trophy: Khalid El-Amin, (Connecticut).

1997 (MADISON SQUARE GARDEN)

First round: No. 8 Syracuse 84, No. 9 Notre Dame 66; No. 4 Providence 77, No. 13 Rutgers 56; No. 5 West Virginia 77, No. 12 Seton Hall 57; No. 7 Miami 76, No. 10 St. John's 68 (ot); No. 6 Pittsburgh 63, No. 11 Connecticut 62.

Quarterfinals: No. 1 Villanova 80, Syracuse 70; Providence 76, West Virginia 69; No. 2 Georgetown 63, Miami 59; No. 3 Boston College 76, Pittsburgh 68.

Semifinals: Villanova 73, Providence 63; Boston College 70, Georgetown 58.

Final: Boston College 70, Villanova 58.

All-Tournament Team: James "Scoonie" Penn (Boston College), Danya Abrams (Boston College), Duane Woodard (Boston College), Tim Thomas (Villanova), Alvin Williams (Villanova), Victor Page (Georgetown).

Dave Gavitt Trophy: James "Scoonie" Penn (Boston College).

Championship Results



1996 (MADISON SQUARE GARDEN)

First round: No. 9 Seton Hall 80, No. 8 West Virginia 78; No. 4 Syracuse 76, No. 13 Notre Dame 55; No. 5 Boston College 70, No. 12 Pittsburgh 66; No. 7 Miami 77, No. 10 Rutgers 67; No. 6 Providence 80, No. 11 St. John's 72.

Quarterfinals: No. 1 Connecticut 79, Seton Hall 58; Syracuse 69, Boston College 61; No. 2 Georgetown 92, Miami 62; No. 3 Villanova 78, Providence 68.

Semifinals: Connecticut 85, Syracuse 67; Georgetown 84, Villanova 76.

Final: Connecticut 75, Georgetown 74

All-Tournament Team: Ray Allen (Connecticut), Allen Iverson (Georgetown), Kerry Kittles (Villanova), Travis Knight (Connecticut), Victor Page (Georgetown), John Wallace (Syracuse).

Dave Gavitt Trophy: Victor Page (Georgetown)

1995 (MADISON SQUARE GARDEN)

First round: No. 9 Pittsburgh 74, No. 8 St. John's 71; No. 10 Boston College 89, No. 7 Seton Hall 87 (ot).

Quarterfinals: No. 4 Georgetown 69, No. 5 Miami 58; No. 1 Connecticut 81, Pittsburgh 78; No. 2 Villanova 68, Boston College 64; No. 6 Providence 71, No. 3 Syracuse 69 (ot).

Semifinals: Villanova 90, Providence 75; Connecticut 88, Georgetown 81.

Final: Villanova 94, Connecticut 78

All-Tournament Team: Kerry Kittles (Villanova), Jason Lawson (Villanova), Ray Allen (Connecticut), Austin Croshere (Providence), Allen Iverson (Georgetown), Danya Abrams (Boston College).

Dave Gavitt Trophy: Kerry Kittles (Villanova)

1994 (MADISON SQUARE GARDEN)

First round: No. 9 St. John's 80, No. 8 Pittsburgh 72; No. 7 Seton Hall 69, No. 10 Miami 51.

Quarterfinals: No. 4 Providence 77, No. 5 Villanova 66; No. 1 Connecticut 97, St. John's 77; Seton Hall 81, No. 2 Syracuse 80 (ot); No. 6 Georgetown 81, No. 3 Boston College 58.

Semifinals: Providence 69, Connecticut 67; Georgetown 76, Seton Hall 71 (ot).

Final: Providence 74, Georgetown 64.

All-Tournament Team: Michael Smith (Providence), Rob Phelps (Providence), Dickey Simpkins (Providence), George Butler (Georgetown), Othella Harrington (Georgetown), Donyell Marshall (Connecticut).

Dave Gavitt Trophy: Michael Smith (Providence)

1993 (MADISON SQUARE GARDEN)

First round: No. 8 Georgetown 67, No. 9 Miami 40; No. 7 Boston College 74, No. 10 Villanova 70 (ot).

Quarterfinals: No. 5 Providence 73, No. 4 Connecticut 55; No. 1 Seton Hall 83, Georgetown 69; No. 2 St. John's 76, Boston College 56; No. 3 Syracuse 55, No. 6 Pittsburgh 50.

Semifinals: Seton Hall 69, Providence 60; Syracuse 84, St. John's 72.

Final: Seton Hall 103, Syracuse 70.

All-Tournament Team: Terry Dehere (Seton Hall), Jerry Walker (Seton Hall), Adrian Autry (Syracuse), Lawrence Moten (Syracuse), David Cain (St. John's), Dickey Simpkins (Providence), Arturas Karnishovas (Seton Hall).

Dave Gavitt Trophy: Terry Dehere (Seton Hall)

1992 (MADISON SQUARE GARDEN)

First round: No. 10 Miami 83, No. 7 Pittsburgh 71; No. 8 Boston College 78, No. 9 Providence 68.

Quarterfinals: No. 3 St. John's 64, No. 6 Connecticut 59 (ot); No. 2 Georgetown 77, Miami 64; No. 1 Seton Hall 62, Boston College 60; No. 5 Syracuse 55, No. 4 Villanova 52.

Semifinals: Syracuse 70, Seton Hall 66; Georgetown 68, St. John's 64.

Final: Syracuse 56, Georgetown 54.

All-Tournament Team: Lawrence Moten (Syracuse), Alonzo Mourning (Georgetown), Dave Johnson (Syracuse), Malik Sealy (St. John's), Terry Dehere (Seton Hall), Jerome Scott (Miami).

Dave Gavitt Trophy: Alonzo Mourning (Georgetown)

1991 (MADISON SQUARE GARDEN)

First round: No. 8 Villanova 74, No. 9 Boston College 73.

Quarterfinals: No. 4 Seton Hall 70, No. 5 Pittsburgh 69; No. 8 Villanova 70, No. 1

Syracuse 68; No. 7 Providence 72, No. 2 St. John's 64; No. 6 Georgetown 68, No. 3 Connecticut 49.

Semifinals: Seton Hall 74, Villanova 72; Georgetown 71, Providence 55.

Final: Seton Hall 74, Georgetown 62.

All-Tournament Team: Oliver Taylor (Seton Hall), Anthony Avent (Seton Hall), Dikembe Mutombo (Georgetown), Alonzo Mourning (Georgetown), Eric Murdock (Providence), Marc Dowdell (Villanova).

Dave Gavitt Trophy: Oliver Taylor (Seton Hall)

1990 (MADISON SQUARE GARDEN)

First round: No. 8 Pittsburgh 88, No. 9 Boston College 70.

Quarterfinals: No. 2 Connecticut 76, No. 7 Seton Hall 58; No. 3 Georgetown 78, No. 6 Providence 77; No. 1 Syracuse 58, Pittsburgh 55; No. 5 Villanova 70, No. 4 St. John's 60.

Semifinals: Connecticut 65, Georgetown 60, Syracuse 73, Villanova 61.

Final: Connecticut 78, Syracuse 75.

All-Tournament Team: John Gwynn (Connecticut), Tate George (Connecticut), Chris Smith (Connecticut), Tom Greis (Villanova), Derrick Coleman (Syracuse), Stephen Thompson (Syracuse).

Dave Gavitt Trophy: Chris Smith (Connecticut)

1989 (MADISON SQUARE GARDEN)

First round: No. 9 Boston College 81, No. 8 St. John's 74.

Quarterfinals: No. 2 Seton Hall 74, No. 7 Connecticut 66; No. 3 Syracuse 79, No. 6 Providence 76; No. 1 Georgetown 82, Boston College 52; No. 4 Pittsburgh 71, No. 5 Villanova 66.

Semifinals: No. 3 Syracuse 81, No. 2 Seton Hall 78; No. 1 Georgetown 85, No. 4 Pittsburgh 62.

Final: No. 1 Georgetown 88, No. 3 Syracuse 79.

All-Tournament Team: Dana Barros (Boston College), Ramon Ramos (Seton Hall), John Morton (Seton Hall), Sherman Douglas (Syracuse), Alonzo Mourning (Georgetown), Charles Smith (Georgetown).

Dave Gavitt Trophy: Charles Smith (Georgetown)

1988 (MADISON SQUARE GARDEN)

First round: No. 9 Connecticut 75, No. 8 Providence 62.

Quarterfinals: No. 2 Syracuse 67, No. 7 Boston College 53; No. 6 Seton Hall 61, No. 3 Georgetown 58; No. 4 Villanova 71, No. 5 St. John's 68; No. 1 Pittsburgh 75, No. 9 Connecticut 58.

Semifinals: Syracuse 68, Seton Hall 63; Villanova 72, Pittsburgh 69.

Final: Syracuse 85, Villanova 68.

All-Tournament Team: Mark Plansky (Villanova), Sherman Douglas (Syracuse), Doug West (Villanova), Ramon Ramos (Seton Hall), Jerome Lane (Pittsburgh), Stephen Thompson (Syracuse).

Most Valuable Player: Sherman Douglas (Syracuse).

1987 (MADISON SQUARE GARDEN)

First round: No. 8 Boston College 61, No. 9 Connecticut 59.

Quarterfinals: No. 2 Pittsburgh 96, No. 7 Seton Hall 88; No. 3 Syracuse 72, No. 6 Villanova 66; No. 1 Georgetown 56, Boston College 51; No. 4 Providence 80, No. 5 St. John's 51.

Semifinals: Syracuse 99, Pittsburgh 85; Georgetown 84, Providence 66.

Final: Georgetown 69, Syracuse 59.

All-Tournament Team: Reggie Williams (Georgetown), Rony Seikaly (Syracuse), Billy Donovan (Providence), Sherman Douglas (Syracuse), Jerome Lane (Pittsburgh).

Most Valuable Player: Reggie Williams (Georgetown)

1986 (MADISON SQUARE GARDEN)

First round: No. 9 Seton Hall 76, No. 8 Connecticut 66

Quarterfinals: No. 2 Syracuse 102, No. 7 Boston College 79; No. 3 Georgetown 57, No. 6 Pittsburgh 56; No. 1 St. John's 87, Seton Hall 68; No. 4 Villanova 75, No. 5 Providence 63.

Semifinals: St. John's 75, Villanova 64; Syracuse 75, Georgetown 73 (ot).

Final: St. John's 70, Syracuse 69.

All-Tournament Team: Reggie Williams (Georgetown), Walter Berry (St. John's), Mark Jackson (St. John's), Rony Seikaly (Syracuse), Dwayne Washington (Syracuse), Harold Pressley (Villanova).

Most Valuable Player: Dwayne Washington (Syracuse)

1985 (MADISON SQUARE GARDEN)

First round: No. 8 Providence 77, No. 9 Seton Hall 75 (ot).

Quarterfinals: No. 2 Georgetown 93, No. 7 Connecticut 62; No. 3 Syracuse 70, No. 6 Boston College 69; No. 4 Villanova 69, No. 5 Pittsburgh 61; No. 1 St. John's 90, Providence 62.

Semifinals: Georgetown 74, Syracuse 65; St. John's 89, Villanova 74.

Final: Georgetown 92, St. John's 80.

All-Tournament Team: Patrick Ewing (Georgetown), Michael Jackson (Georgetown), Bill Martin (Georgetown), Chris Mullin (St. John's), Rafael Addison (Syracuse), Ed Pinckney (Villanova).

Most Valuable Player: Patrick Ewing (Georgetown)

All-BIG EAST Honors

1984 (MADISON SQUARE GARDEN)

First round: No. 8 Providence 59, No. 9 Seton Hall 55.

Quarterfinals: No. 2 Syracuse 73, No. 7 Connecticut 58; No. 3 Villanova 75, No. 6 Pittsburgh 65; No. 5 St. John's 57, No. 4 Boston College 56; No. 1 Georgetown 70, Providence 50.

Semifinals: Syracuse 66, Villanova 65; Georgetown 79, St. John's 68.

Final: Georgetown 82, Syracuse 71 (overtime).

All-Tournament Team: Patrick Ewing (Georgetown), Michael Jackson (Georgetown), Andre Hawkins (Syracuse), Dwayne Washington (Syracuse), Ed Pinckney (Villanova).

Most Valuable Player: Patrick Ewing (Georgetown)

1983 (MADISON SQUARE GARDEN)

First Round: No. 9 Seton Hall 73, No. 8 Providence 64.

Quarterfinals: No. 3 St. John's 64, No. 6 Pittsburgh 53; No. 2 Villanova 69, No. 7 Connecticut 68; No. 5 Syracuse 79, No. 4 Georgetown 72; No. 1 Boston College 79, Seton Hall 56.

Semifinals: Boston College 80, Syracuse 74; St. John's 91, Villanova 80.

Final: St. John's 85, Boston College 77.

All-Tournament Team: John Garris (Boston College), Jay Murphy (Boston College), Chris Mullin (St. John's), Billy Goodwin (St. John's), Leo Rautins (Syracuse), Stewart Granger (Villanova).

Most Valuable Player: Chris Mullin (St. John's).

1982 (HARTFORD CIVIC CENTER)

Quarterfinals: No. 1 Villanova 88, No. 8 Seton Hall 73; No. 4 Boston College 94, No. 5 Syracuse 92; No. 2 Georgetown 62, No. 7 Providence 48; No. 3 St. John's 54, No. 6 Connecticut 52.

Semifinals: Villanova 74, Boston College 71; Georgetown 57, St. John's 42.

Final: Georgetown 72, Villanova 54.

All-Tournament Team: John Bagley (Boston College), Patrick Ewing (Georgetown), Eric Floyd (Georgetown), Eric Smith (Georgetown), Leo Rautins (Syracuse), Ed Pinckney (Villanova).

Most Valuable Player: Eric Floyd (Georgetown).

1981 (SYRACUSE CARRIER DOME)

Quarterfinals: No. 8 Providence 67, No. 1 Boston College 65; No. 4 Villanova 65, No. 5 Connecticut 54; No. 2 Georgetown 58, No. 7 Seton Hall 52; No. 6 Syracuse 71, No. 3 St. John's 66.

Semifinals: Villanova 58, Providence 49 (overtime); Syracuse 67, Georgetown 53.

Final: Syracuse 83, Villanova 80 (3 overtimes).

All-Tournament Team: Eric Floyd (Georgetown), Tony Bruin (Syracuse), Leo Rautins (Syracuse), Erich Santifer (Syracuse), Alex Bradley (Villanova), John Pinone (Villanova).

Most Valuable Player: Leo Rautins (Syracuse).

1980 (PROVIDENCE CIVIC CENTER)

Quarterfinals: No. 3 Georgetown 60, No. 6 Seton Hall 47; No. 4 Connecticut 79, No. 5 Boston College 68; No. 2 St. John's 48, No. 7 Providence 44.

Semifinals: Georgetown 76, St. John's 66; No. 1 Syracuse 92, Connecticut 61.

Final: Georgetown 87, Syracuse 81.

All-Tournament Team: John Duren (Georgetown), Eric Floyd (Georgetown), Craig Shelton (Georgetown), David Russell (St. John's), Louis Orr (Syracuse), Marty Headd (Syracuse).

Most Valuable Player: Craig Shelton (Georgetown).

2013-14

First Team: *Doug McDermott (Creighton), Markel Starks (Georgetown), *Bryce Cotton (Providence), D'Angelo Harrison (St. John's), James Bell (Villanova), *Semaj Christon (Xavier)

Second Team: Kellen Dunham (Butler), D'Vauntes Smith-Rivera (Georgetown), Davante Gardner (Marquette), Kadeem Batts (Providence), Fuquan Edwin (Seton Hall), JayVaughn Pinkston (Villanova)

Honorable Mention: DEthan Wragge (Creighton), Ryan Arcidiacono (Villanova), Darrun Hilliard (Villanova), Matt Stainbrook (Xavier)

All-Rookie Team: Andrew Chrabaszcz (Butler), Billy Garrett, Jr. (DePaul), Tommy Hamilton IV (DePaul), Deonte Burton (Marquette), Rysheed Jordan (St. John's), Jaren Sina (Seton Hall), Josh Hart (Villanova)

Coach of the Year: Jay Wright (Villanova)

Player of the Year: Doug McDermott (Creighton)

Defensive Player of the Year: Fuquan Edwin (Seton Hall)

Most Improved Players: Darrun Hilliard & Daniel Ochefu (Villanova)

Rookie of the Year: Billy Garrett, Jr. (DePaul)

Sixth Man Award: Davante Gardner (Marquette)

Sportmanship Award: Chris Otule (Marquette)

2012-13

First Team: Shabazz Napier (Connecticut), *Otto Porter (Georgetown), Gorgui Dieng (Louisville), Russ Smith (Louisville), Jack Cooley (Notre Dame), Bryce Cotton (Providence)

Second Team: Sean Kilpatrick (Cincinnati), Vander Blue (Marquette), Jerian Grant (Notre Dame), Michael Carter-Williams (Syracuse), C.J. Fair (Syracuse)

Third Team: Markel Starks (Georgetown), Peyton Siva (Louisville), Tray Woodall (Pittsburgh), Brandon Triche (Syracuse), JayVaughn Pinkston (Villanova)

Honorable Mention: Davante Gardner (Marquette), Kadeem Batts (Providence), JaKarr Sampson (St. John's), Fuquan Edwin (Seton Hall)

All-Rookie Team: Omar Calhoun (Connecticut), D'Vauntes Smith-Rivera (Georgetown), Steven Adams (Pittsburgh), Chris Obekpa (St. John's), JaKarr Sampson (St. John's), Ryan Arcidiacono (Villanova)

Coach of the Year: John Thompson III (Georgetown)

Player of the Year: Otto Porter (Georgetown)

Defensive Player of the Year: Gorgui Dieng (Louisville)

Most Improved Players: Kadeem Batts (Providence), Michael Carter-Williams (Syracuse)

Rookie of the Year: JaKarr Sampson (St. John's)

Sixth Man Award: Davante Gardner (Marquette)

Sportmanship Award: Junior Cadougan (Marquette)

All-BIG EAST Honors



2011-12

First Team: Jeremy Lamb (Connecticut), Jason Clark (Georgetown), Jae Crowder (Marquette), Darius Johnson-Odom (Marquette), Kris Joseph (Syracuse), Kevin Jones (West Virginia)

Second Team: Sean Kilpatrick (Cincinnati), Jack Cooley (Notre Dame), Jordan Theodore (Seton Hall), Scoop Jardine (Syracuse), Maalik Wayns (Villanova)

Third Team: Henry Sims (Georgetown), Vincent Council (Providence), Herb Pope (Seton Hall), Dion Waiters (Syracuse), Darryl Bryant (West Virginia)

Honorable Mention: Cleveland Melvin (DePaul), Hollis Thompson (Georgetown), Kyle Kuric (Louisville), Ashton Gibbs (Pittsburgh), Moe Harkless (St. John's)

All-Rookie Team: Andre Drummond (Connecticut), Chane Behanan (Louisville), Jerian Grant (Notre Dame), LaDontae Henton (Providence), Moe Harkless (St. John's), D'Angelo Harrison (St. John's), Anthony Collins (USF)

Coach of the Year: Stan Heath (USF)

Player of the Year: Jae Crowder (Marquette)

Defensive Player of the Year: Fab Melo (Syracuse)

Most Improved Player: Jack Cooley (Notre Dame)

Rookie of the Year: Moe Harkless (St. John's)

Sixth Man Award: Dion Waiters (Syracuse)

Sportmanship Award: Jason Clark (Georgetown)

2010-11

First Team: Kemba Walker (Connecticut), Austin Freeman (Georgetown), Ben Hansbrough (Notre Dame), Ashton Gibbs (Pittsburgh), Marshon Brooks (Providence), Dwight Hardy (St. John's)

Second Team: Preston Knowles (Louisville), Darius Johnson-Odom (Marquette), Brad Wanamaker (Pittsburgh), Rick Jackson (Syracuse), Corey Fisher (Villanova)

Third Team: Chris Wright (Georgetown), Tim Abromaitis (Notre Dame), Jeremy Hazell (Seton Hall), Kris Joseph (Syracuse), Corey Stokes (Villanova)

Honorable Mention: Peyton Siva (Louisville), Jimmy Butler (Marquette), Scoop Jardine (Syracuse), Kevin Jones (West Virginia)

All-Rookie Team: Sean Kilpatrick (Cincinnati), Jeremy Lamb (Connecticut), Shabazz Napier (Connecticut), Cleveland Melvin (DePaul), Brandon Young (DePaul), Gilvydas Biruta (Rutgers)

Coach of the Year: Mike Brey (Notre Dame)

Player of the Year: Ben Hansbrough (Notre Dame)

Defensive Player of the Year: Rick Jackson (Syracuse)

Most Improved Player: Dwight Hardy (St. John's)

Rookie of the Year: Cleveland Melvin (DePaul)

Sixth Man Award: Justin Burrell (St. John's)

Sportmanship Award: Brad Wanamaker (Pittsburgh)

2009-10

First Team: Greg Monroe (Georgetown), Luke Harangody (Notre Dame), Dominique Jones (USF), Wes Johnson (Syracuse), Scottie Reynolds (Villanova), Da'Sean Butler (West Virginia)

Second Team: Austin Freeman (Georgetown), Lazar Hayward (Marquette), Ashton Gibbs (Pittsburgh), Jeremy Hazell (Seton Hall), Andy Rautins (Syracuse)

Third Team: Jerome Dyson (Connecticut), Kemba Walker (Connecticut), Samardo Samuels (Louisville), Corey Fisher (Villanova), Devin Ebanks (West Virginia)

Honorable Mention: Jimmy Butler (Marquette), Tim Abromaitis (Notre Dame), Jamine Peterson (Providence)

All-Rookie Team: Lance Stephenson (Cincinnati), Alex Oriakhi (Connecticut), Vincent Council (Providence), Dane Miller (Rutgers), Brandon Triche (Syracuse), Maalik Wayns (Villanova)

Coach of the Year: Jim Boeheim (Syracuse)

Player of the Year: Wes Johnson (Syracuse)

Defensive Player of the Year: Hamady Ndiaye (Rutgers)

Most Improved Player: Ashton Gibbs (Pittsburgh)

Rookie of the Year: Lance Stephenson (Cincinnati)

Sixth Man Award: Kris Joseph (Syracuse)

Sportmanship Award: Tory Jackson (Notre Dame)

2008-09

First Team: Hasheem Thabeet (Connecticut), Terrence Williams (Louisville), Jerel McNeal (Marquette), Luke Harangody (Notre Dame), DeJuan Blair (Pittsburgh), Sam Young (Pittsburgh)

Second Team: A.J. Price (Connecticut), Wesley Matthews (Marquette), Jonny Flynn (Syracuse), Dante Cunningham (Villanova), Da'Sean Butler (West Virginia)

Third Team: Deonta Vaughn (Cincinnati), Jeff Adrien (Connecticut), Earl Clark (Louisville), Levance Fields (Pittsburgh), Jeremy Hazell (Seton Hall)

Honorable Mention: Weyinmi Efejuku (Providence), Dominique Jones (USF), Scottie Reynolds (Villanova), Alex Ruoff (West Virginia)

All-Rookie Team: Yancy Gates (Cincinnati), Kemba Walker (Connecticut), Greg Monroe (Georgetown), Samardo Samuels (Louisville), Mike Rosario (Rutgers), Devin Ebanks (West Virginia)

Coach of the Year: Jay Wright (Villanova)

Players of the Year: Hasheem Thabeet (Connecticut) and DeJuan Blair (Pittsburgh)

Defensive Player of the Year: Hasheem Thabeet (Connecticut)

Most Improved Player: Dante Cunningham (Villanova)

Rookie of the Year: Greg Monroe (Georgetown)

Sixth Man Award: Corey Fisher (Villanova)

Sportmanship Award: Alex Ruoff (West Virginia)

2007-08

First Team: Deonta Vaughn (Cincinnati), Jeff Adrien (Connecticut), *A.J. Price (Connecticut), *Roy Hibbert (Georgetown), *David Padgett (Louisville), *Luke Harangody (Notre Dame), Kyle McAlarney (Notre Dame), Sam Young (Pittsburgh), Brian Laing (Seton Hall), Kentrell Gransberry (USF), Joe Alexander (West Virginia)

Second Team: Hasheem Thabeet (Connecticut), Jonathan Wallace (Georgetown), Draelon Burns (DePaul), Terrence Williams (Louisville), Lazar Hayward (Marquette), Dominic James (Marquette), Jerel McNeal (Marquette), Donte' Greene (Syracuse), Paul Harris (Syracuse), Scottie Reynolds (Villanova)

Honorable Mention: DeJuan Blair (Pittsburgh), Geoff McDermott (Providence), Anthony Mason, Jr. (St. John's), Dominique Jones (USF), Jonny Flynn (Syracuse)

All-Rookie Team: Mac Koshwal (DePaul), Dar Tucker (DePaul), Austin Freeman (Georgetown), *DeJuan Blair (Pittsburgh), Corey Chandler (Rutgers), Justin Burrell (St. John's), Jeremy Hazell (Seton Hall), *Dominique Jones (USF), *Jonny Flynn (Syracuse), *Donte' Greene (Syracuse), Corey Fisher (Villanova)

Coach of the Year: Mike Brey (Notre Dame)

Player of the Year: Luke Harangody (Notre Dame)

Defensive Player of the Year: Hasheem Thabeet (Connecticut)

Most Improved Player: Sam Young (Providence)

Rookies of the Year: DeJuan Blair (Pittsburgh) and Jonny Flynn (Syracuse)

Sixth Man Award: Patrick Ewing, Jr. (Georgetown)

Sportmanship Award: Ronald Ramon (Pittsburgh) and Darris Nichols (West Virginia)

2006-07

First Team: *Jeff Green (Georgetown), *Roy Hibbert (Georgetown), Dominic James (Marquette), Russell Carter (Notre Dame), Colin Falls (Notre Dame), *Aaron Gray (Pittsburgh), *Herbert Hill (Providence), Lamont Hamilton (St. John's), *Demetris Nichols (Syracuse), Curtis Sumpter (Villanova), Frank Young (West Virginia)

Second Team: Jeff Adrien (Connecticut), Wilson Chandler (DePaul), Sammy Meija (DePaul), David Padgett (Louisville), Terrence Williams (Louisville), Jerel McNeal (Marquette), Levance Fields (Pittsburgh), Brian Laing (Seton Hall), Kentrell Gransberry (USF), Scottie Reynolds (Villanova).

Honorable Mention: Draelon Burns (DePaul), Jonathan Wallace (Georgetown), Sharaud Curry (Providence), Geoff McDermott (Providence), McHugh Mattis (USF), Eric Devendorf (Syracuse), Mike Nardi (Villanova)

All-Rookie Team: Deonta Vaughn (Cincinnati), *Jerome Dyson (Connecticut), Hasheem Thabeet (Connecticut), DaJuan Summers (Georgetown), Edgar Sosa (Louisville), Luke Harangody (Notre Dame), Tory Jackson (Notre Dame), *Eugene Harvey (Seton Hall), Paul Harris (Syracuse), *Scottie Reynolds (Villanova), Da'Sean Butler (West Virginia).

Coach of the Year: Mike Brey (Notre Dame)

Player of the Year: Jeff Green (Georgetown)

Defensive Player of the Year: Jerel McNeal (Marquette)

Most Improved Player: Herbert Hill (Providence)

Rookie of the Year: Scottie Reynolds (Villanova)

Sportmanship Award: Brandon Jenkins (Louisville)

2005-06

First Team: Eric Hicks (Cincinnati), *Rudy Gay (Connecticut), *Steve Novak (Marquette), Chris Quinn (Notre Dame), Aaron Gray (Pittsburgh), Quincy Douby (Rutgers), Gerry McNamara (Syracuse), *Randy Foye (Villanova), *Allan Ray (Villanova), Mike Gansey (West Virginia), Kevin Pittsnogle (West Virginia).

Second Team: Hilton Armstrong (Connecticut), Marcus Williams (Connecticut), Jeff Green (Georgetown), Roy Hibbert (Georgetown), Taquan Dean (Louisville), Carl Krauser (Pittsburgh), Donnie McGrath (Providence), Donald Copeland (Seton Hall), Kelly Whitney (Seton Hall), Kyle Lowry (Villanova).

Honorable Mention: James White (Cincinnati), Rashad Anderson (Connecticut), Josh Boone (Connecticut), Dominic James (Marquette), Lamont Hamilton (St. John's), Solomon Jones (USF).

All-Rookie Team: *Devan Downey (Cincinnati), Jeff Adrien (Connecticut), *Wilson Chandler (DePaul), Sam Young (Pittsburgh), *Dominic James (Marquette), Jerel McNeal (Marquette), Sharaud Curry (Providence), Geoff McDermott (Providence), JR Inman (Rutgers), Anthony Farmer (Rutgers), Eric Devendorf (Syracuse).

Coach of the Year: Jay Wright (Villanova)

Player of the Year: Randy Foye (Villanova)

Defensive Player of the Year: Hilton Armstrong (Connecticut)

Most Improved Player: Aaron Gray (Pittsburgh)

Rookie of the Year: Dominic James (Marquette)

Sportmanship Award: Chris Quinn (Notre Dame)

2004-05

First Team: Jared Dudley (Boston College), Craig Smith (Boston College), Chevon Troutman (Pittsburgh), Ryan Gomes (Providence), Gerry McNamara (Syracuse), Hakim Warrick (Syracuse).

Second Team: Josh Boone (Connecticut), Charlie Villanueva (Connecticut), Karl Krauser (Pittsburgh), Allan Ray (Villanova), Curtis Sumpter (Villanova).

Third Team: Marcus Williams (Connecticut), Brandon Bowman (Georgetown), Chris Thomas (Notre Dame), Daryll Hill (St. John's), Randy Foye (Villanova).

Honorable Mention: Jeff Green (Georgetown), Chris Taft (Pittsburgh), Josh Pace (Syracuse), Tyrone Sally (West Virginia).

All-Rookie Team: Sean Williams (Boston College), Rudy Gay (Connecticut), Jeff Green (Georgetown), Ronald Ramon (Pittsburgh), Ollie Bailey (Rutgers), Kyle Lowry (Villanova).

Coach of the Year: Al Skinner (Boston College)

Player of the Year: Hakim Warrick (Syracuse)

Defensive Player of the Year: Josh Boone (Connecticut)

Most Improved Players: Jared Dudley (Boston College) and Marcus Williams (Connecticut)

Rookies of the Year: Rudy Gay (Connecticut) and Jeff Green (Georgetown)

Sportmanship Award: Josh Pace (Syracuse)

2003-04

First Team: Craig Smith (Boston College), Ben Gordon (Connecticut), Emeka Okafor (Connecticut), Ryan Gomes (Providence), Andre Barrett (Seton Hall), Hakim Warrick (Syracuse), Bryant Matthews (Virginia Tech)

Second Team: Darius Rice (Miami), Chris Thomas (Notre Dame), Jaron Brown (Pittsburgh), Carl Krauser (Pittsburgh), Gerry McNamara (Syracuse)

Third Team: Gerald Riley (Georgetown), Chris Taft (Pittsburgh), Herve Lamizana (Rutgers), Allan Ray (Villanova), Curtis Sumpter (Villanova)

Honorable Mention: Taliek Brown (Connecticut), Torin Francis (Notre Dame), Julius Page (Pittsburgh), Kelly Whitney (Seton Hall)

All-Rookie Team: Jared Dudley (Boston College), Josh Boone (Connecticut), Charlie Villanueva (Connecticut), Guillermo Diaz (Miami), Chris Taft (Pittsburgh), Quincy Douby (Rutgers), Mike Nardi (Villanova)

Coach of the Year: Jamie Dixon (Pittsburgh)

Player of the Year: Emeka Okafor (Connecticut)

Defensive Player of the Year: Emeka Okafor (Connecticut)

Most Improved Player: Carl Krauser (Pittsburgh)

Rookie of the Year: Chris Taft (Pittsburgh)

Sportmanship Award: Jaron Brown (Pittsburgh)

2002-03

First Team: Troy Bell (Boston College), Emeka Okafor (Connecticut), Mike Sweetney (Georgetown), Matt Carroll (Notre Dame), Marcus Hatten (St. John's), Carmelo Anthony (Syracuse)

Second Team: Craig Smith (Boston College), Ben Gordon (Connecticut), Chris Thomas (Notre Dame), Brandin Knight (Pittsburgh), Ryan Gomes (Providence), Andre Barrett (Seton Hall)

Third Team: Darius Rice (Miami), Julius Page (Pittsburgh), Chevon Troutman (Pittsburgh), Hakim Warrick (Syracuse), Drew Schifino (West Virginia)

Honorable Mention: James Jones (Miami), Ontario Lett (Pittsburgh), Gary Buchanan (Villanova), Ricky Wright (Villanova), Bryant Matthews (Virginia Tech), Terry Taylor (Virginia Tech)

All-Rookie Team: Craig Smith (Boston College), Torin Francis (Notre Dame), Donnie McGrath (Providence), Kelly Whitney (Seton Hall), Carmelo Anthony (Syracuse), Gerry McNamara (Syracuse), Kevin Pittsnogle (West Virginia)

Coach of the Year: Louis Orr (Seton Hall)

Player of the Year: Troy Bell (Boston College)

Defensive Player of the Year: Emeka Okafor (Connecticut)

Most Improved Player: Hakim Warrick (Syracuse)

Rookie of the Year: Carmelo Anthony (Syracuse)

Sportmanship Award: Kueth Duany (Syracuse)

2001-02

First Team: Troy Bell (Boston College), Caron Butler (Connecticut), Michael Sweetney (Georgetown), Ryan Humphrey (Notre Dame), Brandin Knight (Pittsburgh), Marcus Hatten (St. John's), Preston Shumpert (Syracuse)

Second Team: Darius Rice (Miami), John Salmons (Miami), John Linehan (Providence), Rashod Kent (Rutgers), Ricky Wright (Villanova)

Third Team: Emeka Okafor (Connecticut), Kevin Braswell (Georgetown), James Jones (Miami), Chris Thomas (Notre Dame), DeShaun Williams (Syracuse), Chris Moss (West Virginia).

Honorable Mention: David Graves (Notre Dame), Jaron Brown (Pittsburgh), Julius Page (Pittsburgh), Jerome Coleman (Rutgers), Gary Buchanan (Villanova)

All-Rookie Team: Ben Gordon (Connecticut), Emeka Okafor (Connecticut), Chris Thomas (Notre Dame), Ryan Gomes (Providence), John Allen (Seton Hall)

Coach of the Year: Ben Howland (Pittsburgh)

Players of the Year: Caron Butler (Connecticut)

and Brandin Knight (Pittsburgh)

Defensive Player of the Year: John Linehan (Providence)

Most Improved Player: Brandin Knight (Pittsburgh)

Rookie of the Year: Chris Thomas (Notre Dame)

2000-01

First Team: Troy Bell (Boston College), Troy Murphy (Notre Dame), Preston Shumpert (Syracuse), Michael Bradley (Villanova), Calvin Bowman (West Virginia)

Second Team: Kevin Braswell (Georgetown), Ricardo Greer (Pittsburgh), John Linehan (Providence), Eddie Griffin (Seton Hall), Damone Brown (Syracuse).

Third Team: Caron Butler (Connecticut), John Salmons (Miami), Ryan Humphrey (Notre Dame), Todd Billet (Rutgers), Omar Cook (St. John's)

Honorable Mention: Albert Mouring (Connecticut), Michael Sweetney (Georgetown), Darius Lane (Seton Hall).

All-Rookie Team: Caron Butler (Connecticut), Michael Sweetney (Georgetown), Darius Rice (Miami), Omar Cook (St. John's), Eddie Griffin (Seton Hall)

Coach of the Year: Al Skinner (Boston College)

Players of the Year: Troy Murphy (Notre Dame) and Troy Bell (Boston College)

Defensive Player of the Year: John Linehan (Providence)

Most Improved Players: Preston Shumpert (Syracuse) and Calvin Bowman (West Virginia)

Rookie of the Year: Eddie Griffin (Seton Hall)

1999-2000

First Team: Khalid El-Amin (Connecticut), Troy Murphy (Notre Dame), Erick Barkley (St. John's), Jason Hart (Syracuse), Etan Thomas (Syracuse)

Second Team: Johnny Hemsley (Miami), Ricardo Greer (Pittsburgh), Lavor Postell (St. John's), Shaheen Holloway (Seton Hall), Malik Allen (Villanova)

Third Team: Ruben Boumtje Boumtje (Georgetown), Mario Bland (Miami), Bootsyt Thornton (St. John's), Ryan Blackwell (Syracuse), Marcus Goree (West Virginia)

All-Rookie Team: Troy Bell (Boston College), Darius Lane (Seton Hall), Anthony Glover (St. John's), Samuel Dalembert (Seton Hall), Gary Buchanan (Villanova)

Coach of the Year: Jim Boeheim (Syracuse)

Player of the Year: Troy Murphy (Notre Dame)

Defensive Player of the Year: Etan Thomas (Syracuse)

Most Improved Players: Ricardo Greer (Pittsburgh) and Shaheen Holloway (Seton Hall)

Rookie of the Year: Troy Bell (Boston College)

1998-99

First Team: Richard Hamilton (Connecticut), Tim James (Miami), Johnny Hemsley (Miami), Jamel Thomas (Providence), Ron Artest (St. John's).

Second Team: Khalid El-Amin (Connecticut), Troy Murphy (Notre Dame), Bootsyt Thornton (St. John's), Etan Thomas (Syracuse), Marcus Goree (West Virginia).

Third Team: Vonteego Cummings (Pittsburgh), Isaac Hawkins (Pittsburgh), Rob Hodgson (Rutgers), Jason Hart (Syracuse), John Celestand (Villanova)

All-Rookie Team: Kevin Braswell (Georgetown), Anthony Perry (Georgetown), Troy Murphy (Notre Dame), Dahntay Jones (Rutgers), Erick Barkley (St. John's)

Coach of the Year: Leonard Hamilton (Miami)

Players of the Year: Richard Hamilton (Connecticut) and Tim James (Miami)

Defensive Player of the Year: Etan Thomas (Syracuse)

Most Improved Player: Johnny Hemsley (Miami)

Rookie of the Year: Troy Murphy (Notre Dame)

1997-98

First Team: Richard Hamilton (Connecticut), Tim James (Miami), Pat Garrity (Notre Dame), Felipe Lopez (St. John's), Damian Owens (West Virginia).

Second Team: Vonteego Cummings (Pittsburgh), Jamel Thomas (Providence), Zendon Hamilton (St. John's), Levell Sanders (Seton Hall), Todd Burgan (Syracuse)

Third Team: Antonio Granger (Boston College), Duane Woodward (Boston College), Khalid El-Amin (Connecticut), Shaheen Holloway (Seton Hall), Etan Thomas (Syracuse).

All-Rookie Team: Khalid El-Amin (Connecticut), Martin Inglesby (Notre Dame), Ricardo Greer (Pittsburgh), Jeff Greer (Rutgers), Ron Artest (St. John's)

Coach of the Year: Jim Calhoun (Connecticut)

Player of the Year: Richard Hamilton (Connecticut)

Defensive Player of the Year: Damian Owens (West Virginia)

Most Improved Player: Etan Thomas (Syracuse)

Rookie of the Year: Khalid El-Amin (Connecticut)

1996-97

First Team: Danya Abrams (Boston College), Victor Page (Georgetown), Pat Garrity (Notre Dame), Austin Croshere (Providence), Alvin Williams (Villanova)

Second Team: Tim James (Miami), Vonteego Cummings (Pittsburgh), Zendon Hamilton (St. John's), Shaheen Holloway (Seton Hall), Otis Hill (Syracuse), Jason Lawson (Villanova)

Third Team: Derrick Brown (Providence), Felipe Lopez (St. John's), Jason Cipolla (Syracuse), Tim Thomas (Villanova), Damian Owens (West Virginia),

All-Rookie Team: Richard Hamilton (Connecticut), Earl Johnson (Rutgers), Shaheen Holloway (Seton Hall), Jason Hart (Syracuse), Tim Thomas (Villanova)

Coach of the Year: John MacLeod (Notre Dame)

Player of the Year: Pat Garrity (Notre Dame)

Defensive Player of the Year: Jason Lawson (Villanova)

Most Improved Player: Ya Ya Dia (Georgetown)

Rookie of the Year: Tim Thomas (Villanova)

1995-96

First Team: Danya Abrams (Boston College), Kerry Kittles (Villanova), John Wallace (Syracuse), Ray Allen (Connecticut), Allen Iverson (Georgetown).

Second Team: Zendon Hamilton (St. John's), Jason Lawson (Villanova), Adrian Griffin (Seton Hall), Damon Santiago (Rutgers), Doron Sheffer (Connecticut)

Third Team: Austin Croshere (Providence), Pat Garrity (Notre Dame), Damian Owens (West Virginia), Othella Harrington (Georgetown), Jerome Williams (Georgetown)

All-Rookie Team: Tim James (Miami), Gordon Malone (West Virginia), Geoff Billet (Rutgers), Victor Page (Georgetown), James "Scoonie" Penn (Boston College), God Shammgod (Providence).

Coaches of the Year: Jim Calhoun (Connecticut) and Jim O'Brien (Boston College)

Player of the Year: Ray Allen (Connecticut)

Defensive Player of the Year: Allen Iverson (Georgetown)

Rookie of the Year: James "Scoonie" Penn (Boston College)

1994-95

First Team: Danya Abrams (Boston College), Eric Williams (Providence), John Wallace (Syracuse), Ray Allen (Connecticut), Lawrence Moten (Syracuse), Kerry Kittles (Villanova)

Second Team: Jaime Peterson (Pittsburgh), Eric Eberz (Villanova), Jason Lawson (Villanova), Doron Sheffer (Connecticut), Allen Iverson (Georgetown)

Third Team: Adrian Griffin (Seton Hall), Donny Marshall (Connecticut), Jerome Williams (Georgetown), Constantin Popa (Miami), Felipe Lopez (St. John's), Kevin Ollie (Connecticut).

All-Rookie Team: Donnell Williams (Seton Hall), Zendon Hamilton (St. John's), Allen Iverson (Georgetown), Kevin Norris (Miami), Felipe Lopez (St. John's)

Coach of the Year: Leonard Hamilton (Miami)

Player of the Year: Kerry Kittles (Villanova)

Defensive Player of the Year: Allen Iverson (Georgetown)

Rookie of the Year: Allen Iverson (Georgetown)

1993-94

First Team: Donyell Marshall (Connecticut), Bill Curley (Boston College), Kerry Kittles (Villanova), Lawrence Moten (Syracuse), Adrian Autry (Syracuse).

Second Team: Michael Smith (Providence), Othella Harrington (Georgetown), Arturas Karnishovas (Seton Hall), John Wallace (Syracuse), Howard Easley (Boston College).

Third Team: Eric Mobley (Pittsburgh), Shawnelle Scott (St. John's), Donny Marshall (Connecticut), Jerry McCullough (Pittsburgh), Doron Sheffer (Connecticut).

All-Rookie Team: Danya Abrams (Boston College), Otis Hill (Syracuse), Jason Lawson (Villanova), Ray Allen (Connecticut), Doron Sheffer (Connecticut).

Coach of the Year: Jim Calhoun (Connecticut)

Player of the Year: Donyell Marshall (Connecticut)

Defensive Player of the Year: Donyell Marshall (Connecticut)

Rookie of the Year: Doron Sheffer (Connecticut)

1992-93

First Team: Bill Curley (Boston College), Donyell Marshall (Connecticut), Lawrence Moten (Syracuse), David Cain (St. John's), Terry Dehere (Seton Hall).

Second Team: Arturas Karnishovas (Seton Hall), Shawnelle Scott (St. John's), Michael Smith (Providence), Howard Easley (Boston College), Jerry McCullough (Pittsburgh).

Third Team: Constantin Popa (Miami), Lamont Middleton (St. John's), Jerry Walker (Seton Hall), Adrian Autry (Syracuse), Scott Burrell (Connecticut).

All-Rookie Team: Othella Harrington (Georgetown), Kerry Kittles (Villanova), John Wallace (Syracuse), Michael Brown (Providence), Steve Edwards (Miami).

Coach of the Year: Brian Mahoney (St. John's)

Player of the Year: Terry Dehere (Seton Hall)

Defensive Player of the Year: Jerry Walker (Seton Hall)

Rookie of the Year: Othella Harrington (Georgetown)

All-BIG EAST Honors

1991-92

First Team: Alonzo Mourning (Georgetown), Malik Sealy (St. John's), Dave Johnson (Syracuse), Chris Smith (Connecticut), Terry Dehere (Seton Hall).

Second Team: Bill Curley (Boston College), Scott Burrell (Connecticut), Jerry Walker (Seton Hall), Sean Miller (Pittsburgh), Lance Miller (Villanova).

Third Team: Rod Sellers (Connecticut), Darren Morningstar (Pittsburgh), Michael Smith (Providence), Marques Bragg (Providence), Joey Brown (Georgetown), Lawrence Moten (Syracuse)

All-Rookie Team: Donyell Marshall (Connecticut), Orlando Antigua (Pittsburgh), Michael Smith (Providence), Irvin Church (Georgetown), Lawrence Moten (Syracuse)

Coach of the Year: John Thompson (Georgetown)
Player of the Year: Alonzo Mourning (Georgetown)
Defensive Player of the Year: Alonzo Mourning (Georgetown)
Rookie of the Year: Lawrence Moten (Syracuse)

1990-91

First Team: Billy Owens (Syracuse), Malik Sealy (St. John's), Dikembe Mutombo (Georgetown), Terry Dehere (Seton Hall), Eric Murdock (Providence)

Second Team: Dave Johnson (Syracuse), Brian Shorter (Pittsburgh), Anthony Avent (Seton Hall), Chris Smith (Connecticut), Jason Buchanan (St. John's)

Third Team: Scott Burrell (Connecticut), Alonzo Mourning (Georgetown), Robert Werdann (St. John's), Jason Matthews (Pittsburgh), Lance Miller (Villanova)

All-Rookie Team: Billy Curley (Boston College), Robert Churchwell (Georgetown), Jerry Walker (Seton Hall), Adrian Autry (Syracuse), Charles Harrison (Georgetown)

Coach of the Year: Jim Boeheim (Syracuse)
Player of the Year: Billy Owens (Syracuse)
Defensive Player of the Year: Dikembe Mutombo (Georgetown)
Rookie of the Year: Billy Curley (Boston College)

1989-90

First Team: Mark Tilimon (Georgetown), Alonzo Mourning (Georgetown), Brian Shorter (Pittsburgh), Greg "Boo" Harvey (St. John's), Derrick Coleman (Syracuse), Billy Owens (Syracuse)

Second Team: Chris Smith (Connecticut), Dikembe Mutombo (Georgetown), Carlton Screen (Providence), Malik Sealy (St. John's), Stephen Thompson (Syracuse)

Third Team: Tate George (Connecticut), Nadav Henefeld (Connecticut), Dwayne Bryant (Georgetown), Jason Matthews (Pittsburgh), Marty Conlon (Providence)

All-Rookie Team: Nadav Henefeld (Connecticut), Scott Burrell (Connecticut), Terry Dehere (Seton Hall), Michael Edwards (Syracuse), Lance Miller (Villanova).

Coach of the Year: Jim Calhoun (Connecticut)
Player of the Year: Derrick Coleman (Syracuse)
Defensive Players of the Year: Dikembe Mutombo and Alonzo Mourning (Georgetown)
Rookie of the Year: Nadav Henefeld (Connecticut)

1988-89

First Team: Sherman Douglas (Syracuse), Charles Smith (Georgetown), Ramon Ramos (Seton Hall), Brian Shorter (Pittsburgh), Derrick Coleman (Syracuse)

Second Team: Dana Barros (Boston College), Stephen Thompson (Syracuse), Jayson Williams (St. John's), Alonzo Mourning (Georgetown), Cliff Robinson (Connecticut)

Third Team: Eric Murdock (Providence), Jason Matthews (Pittsburgh), John Morton (Seton Hall), Andrew Gaze (Seton Hall), Doug West (Villanova)

All-Rookie Team: Malik Sealy (St. John's), Brian Shorter (Pittsburgh), Alonzo Mourning (Georgetown), Billy Owens (Syracuse), Marc Dowdell (Villanova)

Coach of the Year: P.J. Carlesimo (Seton Hall)
Player of the Year: Charles Smith (Georgetown)
Defensive Player of the Year: Alonzo Mourning (Georgetown)
Rookie of the Year: Brian Shorter (Pittsburgh)

1987-88

First Team: Mark Bryant (Seton Hall), Charles Smith (Pittsburgh), Dana Barros (Boston College), Sherman Douglas (Syracuse), Derrick Coleman (Syracuse)

Second Team: Jerome Lane (Pittsburgh), Shelton Jones (St. John's), Rony Seikaly (Syracuse), Charles Smith (Georgetown), Doug West (Villanova)

Third Team: Cliff Robinson (Connecticut), Mark Plansky (Villanova), Tom Greis (Villanova), Steve Wright (Providence), Michael Porter (St. John's)

All-Freshman Team: Corey Beasley (Boston College), Bobby Martin (Pittsburgh), Sean Miller (Pittsburgh), Jason Matthews (Pittsburgh), Eric Murdock (Providence)

Coach of the Year: P.J. Carlesimo (Seton Hall)
Player of the Year: Charles Smith (Pittsburgh)
Defensive Player of the Year: Gary Massey (Villanova)
Freshman of the Year: Sean Miller (Pittsburgh)

1986-87

First Team: Reggie Williams (Georgetown), Charles Smith (Pittsburgh), Jerome Lane (Pittsburgh), Billy Donovan (Providence), Mark Jackson (St. John's), Sherman Douglas (Syracuse)

Second Team: Dana Barros (Boston College), Perry McDonald (Georgetown), Mark Bryant (Seton Hall), Rony Seikaly (Syracuse), Harold Jensen (Villanova)

Third Team: Derrick Coleman (Syracuse), Greg Monroe (Syracuse), David Kipfer (Providence), James Major (Seton Hall), Willie Glass (St. John's)

All-Freshman Team: Dwayne Bryant (Georgetown), Mark Tilimon (Georgetown), Derrick Coleman (Syracuse), Tate George (Connecticut), Rod Brookin (Pittsburgh)

Coach of the Year: John Thompson (Georgetown)
Player of the Year: Reggie Williams (Georgetown)
Defensive Player of the Year: Mark Jackson (St. John's)
Freshman of the Year: Derrick Coleman (Syracuse)

1985-86

First Team: Reggie Williams (Georgetown), Mark Jackson (St. John's), Walter Berry (St. John's), Dwayne Washington (Syracuse), Harold Pressley (Villanova)

Second Team: Earl Kelley (Connecticut), David Wingate (Georgetown), Rafael Addison (Syracuse), Rony Seikaly (Syracuse), Wendell Alexis (Syracuse)

Third Team: Roger McCready (Boston College), Michael Jackson (Georgetown), Demetreus Gore (Pittsburgh), Charles Smith (Pittsburgh), Billy Donovan (Providence)

All-Freshman Team: Dana Barros (Boston College), Kenny Wilson (Villanova), Doug West (Villanova), Johnathan Edwards (Georgetown), Phil Gamble (Connecticut)
Coach of the Year: Lou Carnesecca (St. John's)
Player of the Year: Walter Berry (St. John's)
Defensive Player of the Year: Harold Pressley (Villanova)
Freshman of the Year: Dana Barros (Boston College)

1984-85

First Team: Patrick Ewing (Georgetown), Chris Mullin (St. John's), Rafael Addison (Syracuse), Dwayne Washington (Syracuse), Ed Pinckney (Villanova)

Second Team: Earl Kelley (Connecticut), Michael Adams (Boston College), Bill Wennington (St. John's), Walter Berry (St. John's), Bill Martin (Georgetown)

Third Team: Michael Jackson (Georgetown), Mike Moses (St. John's), Dwayne McClain (Villanova), Andre McCloud (Seton Hall), David Wingate (Georgetown), Charles Smith (Pittsburgh)

All-Freshman Team: Skip Barry (Boston College), Charles Smith (Pittsburgh), Mark Bryant (Seton Hall), Michael Brown (Syracuse), Rony Seikaly (Syracuse)
Coach of the Year: Lou Carnesecca (St. John's)
Players of the Year: Patrick Ewing (Georgetown) and Chris Mullin (St. John's)
Defensive Player of the Year: Patrick Ewing (Georgetown)
Freshman of the Year: Charles Smith (Pittsburgh)

1983-84

First Team: Jay Murphy (Boston College), Patrick Ewing (Georgetown), Otis Thorpe (Providence), Chris Mullin (St. John's), Dwayne Washington (Syracuse)

Second Team: Michael Adams (Boston College), David Wingate (Georgetown), Ed Pinckney (Villanova), Rafael Addison (Syracuse), Clyde Vaughan (Pittsburgh)

Third Team: Michael Jackson (Georgetown), Karl Hobbs (Connecticut), Bill Wennington (St. John's), Dwayne McClain (Villanova), Harold Pressley (Villanova), Andre McCloud (Seton Hall)

All-Freshman Team: Michael Graham (Georgetown), Reggie Williams (Georgetown), Willie Glass (St. John's), Mark Jackson (St. John's), Dwayne Washington (Syracuse)
Coach of the Year: Jim Boeheim (Syracuse)
Players of the Year: Patrick Ewing (Georgetown) and Chris Mullin (St. John's)
Defensive Player of the Year: Patrick Ewing (Georgetown)
Freshman of the Year: Dwayne Washington (Syracuse)

1982-83

First Team: Patrick Ewing (Georgetown), Erich Santifer (Syracuse), Chris Mullin (St. John's), Ed Pinckney (Villanova), John Pinone (Villanova)

Second Team: Michael Adams (Boston College), Stewart Granger (Villanova), John Garris (Boston College), Jay Murphy (Boston College), David Russell (St. John's)

Third Team: Ron Jackson (Providence), Leo Rautins (Syracuse), Otis Thorpe (Providence), Billy Goodwin (St. John's), Clyde Vaughan (Pittsburgh)

All-Freshman Team: Earl Kelley (Connecticut), Michael Jackson (Georgetown), David Wingate (Georgetown), Andre McCloud (Seton Hall), Rafael Addison (Syracuse)

Coach of the Year: Lou Carnesecca (St. John's)

Player of the Year: Chris Mullin (St. John's)

Defensive Player of the Year: Patrick Ewing (Georgetown)

Freshman of the Year: Earl Kelley (Connecticut)

1981-82

First Team: John Bagley (Boston College), Corny Thompson (Connecticut), Eric Floyd (Georgetown), David Russell (St. John's), Dan Callandrillo (Seton Hall), John Pinone (Villanova)

Second Team: Erich Santifer (Syracuse), Chris Mullin (St. John's), Stewart Granger (Villanova), Patrick Ewing (Georgetown), Mike McKay (Connecticut)

Third Team: Ron Jackson (Providence), Eric Smith (Georgetown), Otis Thorpe (Providence), Tony Bruin (Syracuse), Billy Goodwin (St. John's)

All-Freshman Team: Patrick Ewing (Georgetown), Anthony Jones (Georgetown), Chris Mullin (St. John's), Dwayne McClain (Villanova), Ed Pinckney (Villanova)

Coach of the Year: Rollie Massimino (Villanova)

Player of the Year: Dan Callandrillo (Seton Hall)

Defensive Player of the Year: Patrick Ewing (Georgetown)

Freshman of the Year: Patrick Ewing (Georgetown)

1980-81

First Team: John Bagley (Boston College), Corny Thompson (Connecticut), Eric Floyd (Georgetown), Dan Schayes (Syracuse), John Pinone (Villanova)

Second Team: Marty Headd (Syracuse), Dan Callandrillo (Seton Hall), Chuck Aleksinas (Connecticut), Eric Smith (Georgetown), David Russell (St. John's)

Third Team: Stewart Granger (Villanova), Dwan Chandler (Boston College), Wayne McKoy (St. John's), Howard McNeil (Seton Hall), Mike McKay (Connecticut), Frank Gilroy (St. John's)

All-Freshman Team: Martin Clark (Boston College), Jay Murphy (Boston College), Vern Giscombe (Connecticut), Fred Brown (Georgetown), Otis Thorpe (Providence), Sir John Collins (Seton Hall)

Coach of the Year: Tom Davis (Boston College)

Player of the Year: John Bagley (Boston College)

Freshman of the Year: Fred Brown (Georgetown)

1979-80

First Team: John Duren (Georgetown), Craig Shelton (Georgetown), Reggie Carter (St. John's), Roosevelt Bouie (Syracuse), Louis Orr (Syracuse)

Second Team: Dan Callandrillo (Seton Hall), Eric Floyd (Georgetown), Wayne McKoy (St. John's), Corny Thompson (Connecticut), David Russell (St. John's)

Third Team: Eddie Moss (Syracuse), Marty Headd (Syracuse), Joe Beaulieu (Boston College), Mike McKay (Connecticut), Rudy Williams (Providence)

All-Freshman Team: John Bagley (Boston College), Bruce Kuczenski (Connecticut), Ricky Tucker (Providence), David Russell (St. John's), Erich Santifer (Syracuse)

Coach of the Year: John Thompson (Georgetown)

Player of the Year: John Duren (Georgetown)

Freshman of the Year: David Russell (St. John's)

PLAYER OF THE YEAR

2013-14 Doug McDermott (Creighton)
2012-13 Otto Porter (Georgetown)
2011-12 Jae Crowder (Marquette)
2010-11 Ben Hansbrough (Notre Dame)
2009-10 Wes Johnson (Syracuse)
2008-09 DeJuan Blair (Pittsburgh)

2007-08 Luke Harangody (Notre Dame)
2006-07 Jeff Green (Georgetown)
2005-06 Randy Foye (Villanova)
2004-05 Hakim Warrick (Syracuse)
2003-04 Emeka Okafor (Connecticut)
2002-03 Troy Bell (Boston College)
2001-02 Caron Butler (Connecticut)

Brandin Knight (Pittsburgh)
2000-01 Troy Bell (Boston College)
Troy Murphy (Notre Dame)
Troy Murphy (Notre Dame)

1999-00 Richard Hamilton (Connecticut)
1998-99 Tim James (Miami)
Richard Hamilton (Connecticut)
Pat Garrity (Notre Dame)
1995-96 Ray Allen (Connecticut)
1994-95 Kerry Kittles (Villanova)
1993-94 Donyell Marshall (Connecticut)

1992-93 Terry Dehere (Seton Hall)
1991-92 Alonzo Mourning (Georgetown)
1990-91 Billy Owens (Syracuse)
1989-90 Derrick Coleman (Syracuse)
1988-89 Charles Smith (Georgetown)
1987-88 Charles Smith (Pittsburgh)
1986-87 Reggie Williams (Georgetown)

1985-86 Walter Berry (St. John's)
1984-85 Patrick Ewing (Georgetown)
Chris Mullin (St. John's)
Patrick Ewing (Georgetown)
Chris Mullin (St. John's)
Chris Mullin (St. John's)
Dan Callandrillo (Seton Hall)
1982-83 John Bagley (Boston College)
1981-82 John Duren (Georgetown)

ROOKIE OF THE YEAR

2013-14 Billy Garrett, Jr. (DePaul)
2012-13 JaKarr Sampson (St. John's)
2011-12 Moe Harkless (St. John's)
2010-11 Cleveland Melvin (DePaul)
2009-10 Lance Stephenson (Cincinnati)
2008-09 Greg Monroe (Georgetown)
2007-08 DeJuan Blair (Pittsburgh)
Jonny Flynn (Syracuse)

2006-07 Scottie Reynolds (Villanova)
2005-06 Dominic James (Marquette)
2004-05 Rudy Gay (Connecticut)
Jeff Green (Georgetown)
Chris Taft (Pittsburgh)
2003-04 Carmelo Anthony (Syracuse)
2002-03 Chris Thomas (Notre Dame)

2001-02 Eddie Griffin (Seton Hall)
1999-00 Troy Bell (Boston College)
1998-99 Troy Murphy (Notre Dame)
1997-98 Khalid El-Amin (Connecticut)
1996-97 Tim Thomas (Villanova)
1995-96 James "Scoopie" Penn (Boston Col.)

1994-95 Allen Iverson (Georgetown)
1993-94 Doron Sheffer (Connecticut)
1992-93 Othella Harrington (Georgetown)
1991-92 Lawrence Moten (Syracuse)
1990-91 Billy Curley (Boston College)
1989-90 Nadav Henefeld (Connecticut)
1988-89 Brian Shorter (Pittsburgh)
1987-88 Sean Miller (Pittsburgh)
1986-87 Derrick Coleman (Syracuse)
1985-86 Dana Barros (Boston College)
1984-85 Charles Smith (Pittsburgh)
1983-84 Dwayne Washington (Syracuse)
1982-83 Earl Kelley (Connecticut)
1981-82 Patrick Ewing (Georgetown)
1980-81 Fred Brown (Georgetown)
1979-80 David Russell (St. John's)

THREE-TIME ALL-BIG EAST

FIRST TEAM SELECTIONS

Luke Harangody, Notre Dame (2008-10)
Troy Bell, Boston College (2001-03)
Danya Abrams, Boston College (1995-97)
Kerry Kittles, Villanova (1994-96)
Lawrence Moten, Syracuse (1993-95)
Derrick Coleman, Syracuse (1988-90)
Sherman Douglas, Syracuse (1987-89)
Dwayne Washington, Syracuse (1984-86)
Chris Mullin, St. John's (1983-85)
Patrick Ewing, Georgetown (1983-85)
John Pinone, Villanova (1981-83)

Year-by-Year Standings

DEFENSIVE PLAYER OF THE YEAR

2013-14	Fuquan Edwin (Seton Hall)
2012-13	Gorgui Dieng (Louisville)
2011-12	Fab Melo (Syracuse)
2010-11	Rick Jackson (Syracuse)
2009-10	Hamady Ndiaye (Rutgers)
2008-09	Hasheem Thabeet (Connecticut)
2007-08	Hasheem Thabeet (Connecticut)
2006-07	Jerel McNeal (Marquette)
2005-06	Hilton Armstrong (Connecticut)
2004-05	Josh Boone (Connecticut)
2003-04	Emeka Okafor (Connecticut)
2002-03	Emeka Okafor (Connecticut)
2001-02	John Linehan (Providence)
2000-01	John Linehan (Providence)
1999-00	Etan Thomas (Syracuse)
1998-99	Etan Thomas (Syracuse)
1997-98	Damian Owens (West Virginia)
1996-97	Jason Lawson (Villanova)
1995-96	Allen Iverson (Georgetown)
1994-95	Allen Iverson (Georgetown)
1993-94	Donyell Marshall (Connecticut)
1992-93	Jerry Walker (Seton Hall)
1991-92	Alonzo Mourning (Georgetown)
1990-91	Dikembe Mutombo (Georgetown)
1989-90	Dikembe Mutombo (Georgetown)
	Alonzo Mourning (Georgetown)
1988-89	Alonzo Mourning (Georgetown)
1987-88	Gary Massey (Villanova)
1986-87	Mark Jackson (St. John's)
1985-86	Harold Pressley (Villanova)
1984-85	Patrick Ewing (Georgetown)
1983-84	Patrick Ewing (Georgetown)
1982-83	Patrick Ewing (Georgetown)
1981-82	Patrick Ewing (Georgetown)

MOST IMPROVED PLAYER

2013-14	Darrun Hilliard (Villanova)
	Daniel Ochefu (Villanova)
2012-13	Kadeem Batts (Providence)
	Michael Carter-Williams (Syracuse)
2011-12	Jack Cooley (Notre Dame)
2010-11	Dwight Hardy (St. John's)
2009-10	Ashton Gibbs (Pittsburgh)
2008-09	Dante Cunningham (Villanova)
2007-08	Sam Young (Pittsburgh)
2006-07	Herbert Hill (Providence)
2005-06	Aaron Gray (Pittsburgh)
2004-05	Jared Dudley (Boston College)
	Marcus Williams (Connecticut)
2003-04	Carl Krauser (Pittsburgh)
2002-03	Hakim Warrick (Syracuse)
2001-02	Brandin Knight (Pittsburgh)
2000-01	Preston Shumpert (Syracuse)
	Calvin Bowman (West Virginia)
1999-00	Ricardo Greer (Pittsburgh)
	Shaheen Holloway (Seton Hall)
1998-99	Johnny Hemsley (Miami)
1997-98	Etan Thomas (Syracuse)
1996-97	Ya Ya Dia (Georgetown)

SPORTSMANSHIP AWARD

2013-14	Chris Otule (Marquette)
2012-13	Junior Cadougan (Marquette)
2011-12	Jason Clark (Georgetown)
2010-11	Brad Wanamaker (Pittsburgh)
2009-10	Tory Jackson (Notre Dame)
2008-09	Alex Ruoff (West Virginia)
2007-08	Ronald Ramon (Pittsburgh)
	Darris Nichols (West Virginia)
2006-07	Brandon Jenkins (Louisville)
2005-06	Chris Quinn (Notre Dame)
2004-05	Josh Pace (Syracuse)
2003-04	Jaron Brown (Pittsburgh)
2002-03	Kueth Duany (Syracuse)
2001-02	John Salmons (Miami)

SIXTH MAN AWARD

2013-14	Davante Gardner (Marquette)
2012-13	Davante Gardner (Marquette)
2011-12	Dion Waiters (Syracuse)
2010-11	Justin Burrell (St. John's)
2009-10	Kris Joseph (Syracuse)
2008-09	Corey Fisher (Villanova)
2007-08	Patrick Ewing, Jr. (Georgetown)

COACH OF THE YEAR

2013-14	Jay Wright (Villanova)
2012-13	John Thompson III (Georgetown)
2011-12	Stan Heath (USF)
2010-11	Mike Brey (Notre Dame)
2009-10	Jim Boeheim (Syracuse)
2008-09	Jay Wright (Villanova)
2007-08	Mike Brey (Notre Dame)
2006-07	Mike Brey (Notre Dame)
2005-06	Jay Wright (Villanova)
2004-05	Al Skinner (Boston College)
2003-04	Jamie Dixon (Pittsburgh)
2002-03	Louis Orr (Seton Hall)
2001-02	Ben Howland (Pittsburgh)
2000-01	Al Skinner (Boston College)
1999-00	Jim Boeheim (Syracuse)
1998-99	Leonard Hamilton (Miami)
1997-98	Jim Calhoun (Connecticut)
1996-97	John MacLeod (Notre Dame)
1995-96	Jim Calhoun (Connecticut)
	Jim O'Brien (Boston College)
1994-95	Leonard Hamilton (Miami)
1993-94	Jim Calhoun (Connecticut)
1992-93	Brian Mahoney (St. John's)
1991-92	John Thompson (Georgetown)
1990-91	Jim Boeheim (Syracuse)
1989-90	Jim Calhoun (Connecticut)
1988-89	P.J. Carlesimo (Seton Hall)
1987-88	P.J. Carlesimo (Seton Hall)
1986-87	John Thompson (Georgetown)
1985-86	Lou Carnesecca (St. John's)
1984-85	Lou Carnesecca (St. John's)
1983-84	Jim Boeheim (Syracuse)
1982-83	Lou Carnesecca (St. John's)
1981-82	Rollie Massimino (Villanova)
1980-81	Tom Davis (Boston College)
1979-80	John Thompson (Georgetown)

2013-14

	BIG EAST	OVERALL
Villanova	16-2	29-5
Creighton	14-4	27-8
Xavier	10-8	21-13
Providence	18-8	23-12
St. John's	10-8	20-13
Marquette	9-9	17-15
Georgetown	8-10	18-15
Seton Hall	6-12	17-17
Butler	4-14	14-17
DePaul	3-15	12-21

NCAA: Villanova, Creighton, Xavier, Providence

NIT: Georgetown, St. John's

2012-13

	BIG EAST	OVERALL
Georgetown	14-4	25-7
Louisville	14-4	35-5
Marquette	14-4	26-9
Pittsburgh	12-6	24-9
Syracuse	11-7	30-10
Notre Dame	11-7	25-10
Villanova	10-8	20-14
Connecticut	10-8	20-10
Providence	9-9	19-15
Cincinnati	9-9	22-12
St. John's	8-10	17-16
Rutgers	5-13	15-16
Seton Hall	3-15	15-18
USF	3-15	12-19
DePaul	2-16	11-21

NCAA: Louisville (National Champion), Syracuse (Final Four), Marquette (Final 8), Georgetown, Cincinnati, Notre Dame, Pittsburgh, Villanova

NIT: Providence (Second Round), St. John's

2011-12

	BIG EAST	OVERALL
Syracuse	17-1	34-3
Marquette	14-4	27-8
Notre Dame	13-5	22-12
Cincinnati	12-6	26-11
Georgetown	12-6	24-9
USF	12-6	22-14
Louisville	10-8	30-10
West Virginia	9-9	19-14
Connecticut	8-10	20-14
Seton Hall	8-10	21-13
Rutgers	6-12	14-18
St. John's	6-12	13-19
Pittsburgh	5-13	22-17
Villanova	5-13	13-19
Providence	4-14	15-17
DePaul	3-15	12-19

NCAA: Louisville (Final Four), Syracuse (Final 8), Cincinnati (Final 16), Marquette (Final 16), Georgetown (Round of 32), USF (Round of 32), Connecticut, Notre Dame, West Virginia. **NIT:** Seton Hall (Second Round). **CBI:** Pittsburgh (Champion).

Year-by-Year Standings



2010-11

	BIG EAST	OVERALL
Pittsburgh	15-3	28-6
Notre Dame	14-4	27-7
Louisville	12-6	25-10
Syracuse	12-6	27-8
St. John's	12-6	21-12
West Virginia	11-7	21-12
Cincinnati	11-7	26-9
Georgetown	9-9	21-11
Connecticut	10-8	21-11
Villanova	9-9	21-12
Marquette	9-9	22-15
Seton Hall	7-11	13-18
Rutgers	5-13	15-17
Providence	4-14	15-17
USF	3-15	10-23
DePaul	1-17	7-24

NCAA: Connecticut (National Champion), Marquette (Final 16), Cincinnati (Round of 32), Notre Dame (Round of 32), Pittsburgh (Round of 32), Syracuse (Round of 32), West Virginia (Round of 32), Georgetown, Louisville, St. John's, Villanova

2009-10

	BIG EAST	OVERALL
Syracuse	15-3	30-5
Pittsburgh	13-5	25-9
West Virginia	13-5	31-7
Villanova	13-5	25-8
Marquette	11-7	22-12
Louisville	11-7	20-13
Notre Dame	10-8	23-12
Georgetown	10-8	23-11
USF	9-9	20-13
Seton Hall	9-9	19-13
Cincinnati	7-11	19-16
Connecticut	7-11	18-16
St. John's	6-12	17-16
Rutgers	5-13	15-17
Providence	4-14	12-19
DePaul	1-17	8-23

NCAA: West Virginia (Final 4), Syracuse (Final 16), Pittsburgh (Round of 32), Villanova (Round of 32), Georgetown, Louisville, Marquette, Notre Dame.
NIT: Connecticut (Second Round), Seton Hall, USF, Cincinnati, St. John's.

2008-09

	BIG EAST	OVERALL
Louisville	16-2	31-6
Pittsburgh	15-3	31-5
Connecticut	15-3	31-5
Villanova	13-5	30-8
Marquette	12-6	25-10
Syracuse	11-7	28-10
West Virginia	10-8	23-12
Providence	10-8	19-14
Cincinnati	8-10	18-14
Notre Dame	8-10	21-15
Seton Hall	7-11	17-15
Georgetown	7-11	16-15
St. John's	6-12	16-18
USF	4-14	9-22
Rutgers	2-16	11-21
DePaul	0-18	9-24

NCAA: Connecticut (Final 4), Villanova (Final 4), Louisville (Final 8), Pittsburgh (Final 8), Syracuse (Final 16), Marquette, West Virginia. **NIT:** Notre Dame (Final 4), Georgetown, Providence.
CBI: St. John's.

2007-08

	BIG EAST	OVERALL
Georgetown	15-3	28-6
Louisville	14-4	27-9
Notre Dame	14-4	25-8
Connecticut	13-5	24-9
West Virginia	11-7	26-11
Marquette	11-7	25-10
Pittsburgh	10-8	27-10
Villanova	9-9	22-13
Syracuse	9-9	21-14
Cincinnati	8-10	13-18
Seton Hall	7-11	17-15
Providence	6-12	15-16
DePaul	6-12	11-19
St. John's	5-13	11-19
USF	3-15	12-19
Rutgers	3-15	11-20

NCAA: Louisville (Final 8), West Virginia (Final 16), Villanova (Final 16), Connecticut, Georgetown, Marquette, Notre Dame, Pittsburgh. **NIT:** Syracuse.
CBI: Cincinnati

2006-07

	BIG EAST	OVERALL
Georgetown	13-3	30-7
Louisville	12-4	24-10
Pittsburgh	12-4	29-8
Notre Dame	11-5	24-8
Marquette	10-6	24-10
Syracuse	10-6	24-11
West Virginia	9-7	27-9
Villanova	9-7	22-11
DePaul	9-7	20-14
Providence	8-8	18-13
St. John's	7-9	16-15
Connecticut	6-10	17-14
Seton Hall	4-12	13-16
USF	3-13	12-18
Rutgers	3-13	10-19
Cincinnati	2-14	11-19

NCAA: Georgetown (Final 4), Pittsburgh (Final 16), Louisville, Marquette, Notre Dame, Villanova.
NIT: West Virginia (Champion), DePaul, Providence, Syracuse

2005-06

	BIG EAST	OVERALL
Connecticut	14-2	30-4
Villanova	14-2	28-5
West Virginia	11-5	22-11
Marquette	10-6	20-11
Georgetown	10-6	23-10
Pittsburgh	10-6	25-8
Seton Hall	9-7	18-12
Cincinnati	8-8	21-13
Syracuse	7-9	23-12
Rutgers	7-9	19-14
Louisville	6-10	21-13
Notre Dame	6-10	16-14
Providence	5-11	12-15
DePaul	5-11	12-15
St. John's	5-11	12-15
USF	1-15	7-22

NCAA: Connecticut (Final 8), Georgetown (Final 16), Marquette, Pittsburgh, Seton Hall, Syracuse, Villanova (Final 8), West Virginia (Final 16).
NIT: Cincinnati (Final 8), Louisville (Final 4), Notre Dame, Rutgers

2004-05

	BIG EAST	OVERALL
Boston College	13-3	25-5
Connecticut	13-3	23-8
Syracuse	11-5	27-7
Villanova	11-5	24-8
Pittsburgh	10-6	20-9
Notre Dame	9-7	17-12
Georgetown	8-8	19-13
West Virginia	8-8	24-11
Providence	4-12	14-17
Seton Hall	4-12	12-16
St. John's	3-13	9-18
Rutgers	2-14	10-19

NCAA: Boston College, Connecticut, Pittsburgh, Syracuse, Villanova (Final 16); West Virginia (Final 8); **NIT:** Georgetown

2003-04

	BIG EAST	OVERALL
Pittsburgh	13-3	31-5
Connecticut	12-4	33-6
Providence	11-5	20-9
Syracuse	11-5	23-8
Boston College	10-6	24-10
Seton Hall	10-6	24-10
Notre Dame	9-7	19-13
Virginia Tech	7-9	15-14
Rutgers	7-9	20-13
West Virginia	7-9	17-14
Villanova	6-10	18-17
Georgetown	4-12	13-15
Miami	4-12	14-16
St. John's	1-15	6-21

NCAA: Connecticut (National Champion), Pittsburgh (Final 16), Syracuse (Final 16), Boston College, Providence, Seton Hall; **NIT:** Rutgers (Runner-up), Notre Dame, Villanova, West Virginia

2002-03

EAST DIVISION	BIG EAST	OVERALL
Boston College	10-6	19-12
Connecticut	10-6	23-10
Providence	8-8	18-14
Villanova	8-8	15-16
St. John's	7-9	21-13
Miami	4-12	11-17
Virginia Tech	4-12	12-17

WEST DIVISION

	BIG EAST	OVERALL
Syracuse	13-3	30-5
Pittsburgh	13-3	28-5
Seton Hall	10-6	17-13
Notre Dame	10-6	24-10
Georgetown	6-10	19-15
West Virginia	5-11	14-15
Rutgers	4-12	12-16

NCAA: Syracuse (National Champion), Connecticut (Final 16), Notre Dame (Final 16), Pittsburgh (Final 16); **NIT:** St. John's (Champion), Georgetown (Runner-up), Boston College, Providence, Seton Hall, Villanova

Year-by-Year Standings

2001-02

EAST DIVISION	BIG EAST	OVERALL
Connecticut	13-3	27-7
Miami	10-6	24-8
St. John's	9-7	20-12
Boston College	8-8	20-12
Villanova	7-9	19-13
Providence	6-10	15-16
Virginia Tech	4-12	10-18

WEST DIVISION

Pittsburgh	13-3	29-6
Notre Dame	10-6	22-11
Georgetown	9-7	19-11
Syracuse	9-7	23-13
Rutgers	8-8	18-13
Seton Hall	5-11	12-18
West Virginia	1-15	8-20

NCAA: Boston College, Connecticut (Final 8), Miami, Notre Dame, Pittsburgh (Final 16), St. John's; **NIT:** Rutgers, Syracuse (4th), Villanova.

2000-01

EAST DIVISION	BIG EAST	OVERALL
Boston College	13-3	27-5
Providence	11-5	21-10
St. John's	8-8	14-15
Miami	8-8	16-13
Villanova	8-8	18-13
Connecticut	8-8	20-12
Virginia Tech	2-14	8-19

WEST DIVISION

Notre Dame	11-5	20-10
Georgetown	10-6	25-8
Syracuse	10-6	25-9
West Virginia	8-8	17-12
Pittsburgh	7-9	19-14
Seton Hall	5-11	16-15
Rutgers	3-13	11-16

NCAA: Boston College, Georgetown (Final 16), Notre Dame, Providence, Syracuse;

NIT: Connecticut, Miami, Pittsburgh, Seton Hall, Villanova, West Virginia.

1999-00

	BIG EAST	OVERALL
Syracuse	13-3	26-6
Miami	13-3	23-11
St. John's	12-4	25-8
Connecticut	10-6	25-10
Seton Hall	10-6	22-10
Villanova	8-8	20-13
Notre Dame	8-8	22-15
West Virginia	6-10	14-14
Georgetown	6-10	19-15
Rutgers	6-10	15-16
Pittsburgh	5-11	13-15
Providence	4-12	11-19
Boston College	3-13	11-19

NCAA: Miami (Final 16), Seton Hall (Final 16), Syracuse (Final 16), Connecticut, St. John's;

NIT: Notre Dame (runner-up), Georgetown, Rutgers, Villanova.

1998-99

	BIG EAST	OVERALL
Connecticut	16-2	34-2
Miami	15-3	23-7
St. John's	14-4	28-9
Villanova	10-8	21-11
Syracuse	10-8	21-12
Rutgers	9-9	19-13
Providence	9-9	16-14
Seton Hall	8-10	15-15
Notre Dame	8-10	14-16
Georgetown	6-12	15-16
Pittsburgh	5-13	14-16
West Virginia	4-14	10-19
Boston College	3-15	6-21

NCAA: Connecticut (National Champion), St. John's (Final 8), Miami, Syracuse, Villanova; **NIT:** Rutgers (2nd Round), Seton Hall, Georgetown, Providence

1997-98

BE 7	BIG EAST	OVERALL
Syracuse	12-6	26-9
Miami	11-7	18-10
Seton Hall	9-9	15-15
Providence	7-11	13-16
Georgetown	6-12	16-15
Rutgers	6-12	14-15
Pittsburgh	6-12	11-16

BE 6

Connecticut	15-3	32-5
St. John's	13-5	22-10
West Virginia	11-7	24-9
Villanova	8-10	12-17
Notre Dame	7-11	13-14
Boston College	6-12	15-16

NCAA: Connecticut (Final 8), Syracuse (Final 16), West Virginia (Final 16), Miami, St. John's;

NIT: Georgetown, Seton Hall

1996-97

BE 7	BIG EAST	OVERALL
Georgetown	11-7	20-10
Providence	10-8	24-12
Pittsburgh	10-8	18-15
Syracuse	9-9	19-13
Miami	9-9	16-13
Rutgers	5-13	11-16
Seton Hall	5-13	10-18

BE 6

Villanova	12-6	24-10
Boston College	12-6	22-9
West Virginia	11-7	21-10
Notre Dame	8-10	16-14
St. John's	8-10	13-14
Connecticut	7-11	18-15

NCAA: Providence (Final 8), Boston College, Georgetown, Villanova; **NIT:** Connecticut (3rd), Miami, Notre Dame, Pittsburgh, Syracuse, West Virginia

1995-96

BE 7	BIG EAST	OVERALL
Georgetown	13-5	29-8
Syracuse	12-6	29-9
Providence	9-9	18-12
Miami	8-10	15-13
Seton Hall	7-11	12-16
Rutgers	6-12	9-18
Pittsburgh	5-13	10-17

BE 6

Connecticut	17-1	32-3
Villanova	14-4	26-7
Boston College	10-8	19-11
West Virginia	7-11	12-15
St. John's	5-13	11-16
Notre Dame	4-14	9-18

NCAA: Syracuse (Final Four-2nd), Georgetown (Final 8), Connecticut (Final 16), Boston College, Villanova; **NIT:** Providence

1994-95

	BIG EAST	OVERALL
Connecticut	16-2	28-5
Villanova	14-4	25-8
Syracuse	12-6	20-10
Georgetown	11-7	21-10
Miami	9-9	15-13
Providence	7-11	17-13
Seton Hall	7-11	16-14
St. John's	7-11	14-14
Pittsburgh	5-13	10-18
Boston College	2-16	9-19

NCAA: Connecticut (Final 8), Georgetown (Final 16), Syracuse, Villanova; **NIT:** Miami, Providence, St. John's, Seton Hall

1993-94

	BIG EAST	OVERALL
Connecticut	16-2	29-5
Syracuse	13-5	23-7
Boston College	11-7	23-11
Providence	10-8	20-10
Villanova	10-8	20-12
Georgetown	10-8	19-12
Seton Hall	8-10	17-13
Pittsburgh	7-11	13-14
St. John's	5-13	12-17
Miami	0-18	7-20

NCAA: Boston College (Final 8), Connecticut (Final 16), Syracuse (Final 16), Georgetown, Seton Hall, Providence; **NIT:** Villanova (1st)

1992-93

	BIG EAST	OVERALL
Seton Hall	14-4	28-7
St. John's	12-6	19-11
Syracuse	10-8	20-9
Connecticut	9-9	15-13
Providence	9-9	20-13
Pittsburgh	9-9	17-11
Boston College	9-9	18-13
Georgetown	8-10	20-13
Miami	7-11	10-17
Villanova	3-15	8-19

NCAA: Seton Hall, Pittsburgh, St. John's; **NIT:** Providence (4th), Boston College, Georgetown (2nd), Connecticut

Year-by-Year Standings



1991-92

	BIG EAST	OVERALL
Seton Hall	12-6	23-9
Georgetown	12-6	22-10
St. John's	12-6	19-11
Villanova	11-7	14-15
Syracuse	10-8	22-10
Connecticut	10-8	20-10
Pittsburgh	9-9	18-16
Boston College	7-11	17-14
Providence	6-12	14-17
Miami	1-17	8-24

NCAA: Seton Hall (Final 16), Syracuse, Connecticut St. John's, Georgetown;
NIT: Pittsburgh, Villanova, Boston College

1990-91

	BIG EAST	OVERALL
Syracuse	12-4	26-6
St. John's	10-6	23-9
Connecticut	9-7	20-11
Seton Hall	9-7	25-9
Pittsburgh	9-7	21-12
Georgetown	8-8	19-13
Providence	7-9	19-13
Villanova	7-9	17-15
Boston College	1-15	11-19

NCAA: St. John's (Final 8), Seton Hall (Final 8), Connecticut (Final 16), Georgetown, Pittsburgh, Syracuse, Villanova; **NIT:** Providence

1989-90

	BIG EAST	OVERALL
Connecticut	12-4	31-6
Syracuse	12-4	26-7
Georgetown	11-5	24-7
St. John's	10-6	24-10
Villanova	8-8	18-15
Providence	8-8	17-12
Seton Hall	5-11	12-16
Pittsburgh	5-11	12-17
Boston College	1-15	8-20

NCAA: Connecticut (Final 8), Georgetown, Providence, St. John's, Syracuse (Final 16), Villanova

1988-89

	BIG EAST	OVERALL
Georgetown	13-3	29-5
Seton Hall	11-5	31-7
Syracuse	10-6	30-8
Pittsburgh	9-7	17-13
Villanova	7-9	18-16
Providence	7-9	18-11
St. John's	6-10	20-13
Connecticut	6-10	18-13
Boston College	3-13	12-17

NCAA: Georgetown (Final 8), Pittsburgh, Providence, Seton Hall (Final Four-2nd), Syracuse (Final 8); **NIT:** Connecticut, St. John's (1st), Villanova

1987-88

	BIG EAST	OVERALL
Pittsburgh	12-4	24-7
Syracuse	11-5	26-9
Georgetown	9-7	20-10
Villanova	9-7	24-13
St. John's	8-8	17-12
Seton Hall	8-8	22-13
Boston College	6-10	18-15
Providence	5-11	11-17
Connecticut	4-12	20-14

NCAA: Villanova (Final 8), Georgetown, Syracuse, Seton Hall, Pittsburgh, St. John's;
NIT: Connecticut (1st), Boston College (4th)

1986-87

	BIG EAST	OVERALL
Syracuse	12-4	31-7
Georgetown	12-4	29-5
Pittsburgh	12-4	25-8
Providence	10-6	25-9
St. John's	10-6	21-9
Villanova	6-10	15-16
Seton Hall	4-12	15-14
Boston College	3-13	11-18
Connecticut	3-13	9-19

NCAA: Syracuse (Final Four-2nd), Providence (Final Four), Georgetown (Final 8), Pittsburgh, St. John's; **NIT:** Villanova, Seton Hall

1985-86

	BIG EAST	OVERALL
St. John's	14-2	31-5
Syracuse	14-2	26-6
Georgetown	11-5	24-8
Villanova	10-6	23-14
Providence	7-9	17-14
Pittsburgh	6-10	15-14
Boston College	4-12	13-15
Connecticut	3-13	12-16
Seton Hall	3-13	14-18

NCAA: St. John's, Syracuse, Georgetown, Villanova; **NIT:** Pittsburgh, Providence

1984-85

	BIG EAST	OVERALL
St. John's	15-1	31-4
Georgetown	14-2	35-3
Villanova	9-7	25-10
Syracuse	9-7	22-9
Pittsburgh	8-8	17-12
Boston College	7-9	20-11
Connecticut	6-10	13-15
Providence	3-13	11-20
Seton Hall	1-15	10-18

NCAA: Villanova (National Champion), Georgetown (Final Four-2nd), St. John's (Final Four), Boston College (Final 16), Pittsburgh, Syracuse

1983-84

	BIG EAST	OVERALL
Georgetown	14-2	34-3
Syracuse	12-4	23-9
Villanova	12-4	19-12
Boston College	8-8	18-12
St. John's	8-8	18-12
Pittsburgh	6-10	18-13
Connecticut	5-11	13-15
Providence	5-11	15-14
Seton Hall	2-14	9-19

NCAA: Georgetown (National Champion), St. John's, Syracuse, Villanova; **NIT:** Pittsburgh, Boston College

1982-83

	BIG EAST	OVERALL
Boston College	12-4	25-7
Villanova	12-4	24-8
St. John's	12-4	28-5
Georgetown	11-5	22-10
Syracuse	9-7	21-10
Pittsburgh	6-10	13-15
Connecticut	5-11	12-16
Providence	4-12	12-19
Seton Hall	1-15	6-23

NCAA: Boston College, Georgetown, Syracuse, St. John's, Villanova (Final 8)

1981-82

	BIG EAST	OVERALL
Villanova	11-3	24-8
Georgetown	10-4	30-7
St. John's	9-5	21-9
Boston College	8-6	22-10
Syracuse	7-7	16-13
Connecticut	7-7	17-11
Seton Hall	2-12	11-16
Providence	2-12	10-17

NCAA: Georgetown (Final Four-2nd), Boston College (Final 8), St. John's, Villanova (Final 8); **NIT:** Syracuse, Connecticut

1980-81

	BIG EAST	OVERALL
Boston College	10-4	23-7
Georgetown	9-5	20-12
St. John's	8-6	17-11
Villanova	8-6	20-11
Connecticut	8-6	20-9
Syracuse	6-8	22-12
Seton Hall	4-10	11-16
Providence	3-11	10-18

NCAA: Boston College (Final 16), Georgetown, Villanova; **NIT:** Syracuse (2nd), St. John's, Connecticut

1979-80

	BIG EAST	OVERALL
Syracuse	5-1	26-4
Georgetown	5-1	26-6
St. John's	5-1	24-5
Connecticut	3-3	20-9
Boston College	2-4	19-10
Seton Hall	1-5	14-13
Providence	0-6	11-16

NCAA: Georgetown (Final 8), St. John's, Syracuse;
NIT: Boston College, Connecticut

Postseason History



Walter Berry, St. John's

BUTLER

NCAA 62, 97, 98, 00, 01, 03, 07, 08, 09, 10 (FF-2nd), 11 (FF-2nd), 13
 NCAA Summary: 12 appearances, 19 wins, 12 losses
 NIT 58, 59, 85, 91, 92, 99, 02, 06
 NIT Summary: 8 appearances, 5 wins, 8 losses
 CBI 12
 1 appearance, 2 wins 1 loss

CREIGHTON

NCAA 41, 62, 64, 74, 75, 78, 81, 89, 91, 99, 00, 01, 02, 03, 05, 07, 12, 13, 14
 NCAA Summary: 19 appearances, 12 wins, 20 losses
 NIT 42, 43, 77, 84, 90, 98, 04, 06, 08, 09
 NIT Summary: 10 appearances, 5 wins, 10 losses
 CBI 11
 1 appearance, 2 wins 1 loss

DEPAUL

NCAA 43 (FF), 53, 56, 59, 60, 65, 76, 78, 79 (FF), 80, 81, 82, 84, 85, 86, 87, 88, 89, 91, 92, 00, 03
 NCAA Summary: 22 appearances, 15 wins, 21 losses
 NIT 40 (FF), 44 (FF-2nd), 45 (CH), 48, 61, 63, 64, 66, 83 (FF-2nd), 90, 94, 95, 99, 03, 05, 07, 14
 NIT Summary: 16 appearances, 17 wins, 10 losses

GEORGETOWN

NCAA 43 (2nd), 75, 76, 79, 80 (RR), 81, 82 (FF-2nd), 83, 84 (CH), 85 (FF-2nd), 86, 87 (RR), 88, 89 (RR), 90, 91, 92, 94, 95, 96 (RR), 97, 01, 06, 07 (FF), 08, 10, 11, 12, 13
 NCAA Summary: 28 appearances, 46 wins, 28 losses
 NIT 53, 70, 77, 78 (FF), 93 (2nd), 98, 99, 00, 03 (FF-2nd), 05, 09, 14
 NIT Summary: 12 appearances, 15 wins, 13 losses

MARQUETTE

NCAA 55 (RR), 59, 61, 68, 69 (RR), 71, 72, 73, 74 (FF-2nd), 75, 76 (RR), 77 (CH), 78, 79, 80, 82, 83, 93, 94, 96, 97, 02, 03 (FF), 06, 07, 08, 09, 10, 11, 12, 13
 NCAA Summary: 31 appearances, 41 wins, 32 losses
 NIT 56, 63, 67 (FF-2nd), 70 (CH), 81, 84, 85, 86, 87, 90, 95 (FF-2nd), 98, 00, 04, 05
 NIT Summary: 15 appearances, 21 wins, 14 losses

PROVIDENCE

NCAA 64, 65 (RR), 66, 72, 73 (FF-4th), 74, 77, 78, 87 (FF), 89, 90, 94, 97 (RR), 01, 04, 14
 NCAA Summary: 16 appearances, 14 wins, 17 losses
 NIT 59 (FF), 60 (FF-2nd), 61 (CH), 62, 63 (CH), 64, 67, 71 (FF-2nd), 75, 76, 86, 91, 93 (FF), 95, 96, 99, 03, 07, 09, 13
 NIT Summary: 19 appearances, 32 wins, 20 losses

ST JOHN'S

NCAA 51 (RR), 52 (FF-2nd), 61, 67, 68, 69, 73, 76, 77, 78, 79 (RR), 80, 82, 83, 84, 85 (FF), 86, 87, 88, 90, 91 (RR), 92, 93, 98, 99 (RR), 00, 02, 11
 NCAA Summary: 28 appearances, 27 wins, 30 losses
 NIT 39 (FF), 40, 43 (CH), 44 (CH), 45 (FF), 46, 47, 49, 50 (FF), 51 (FF), 52, 53 (FF-2nd), 58 (FF), 59 (CH), 60, 62 (FF-2nd), 65 (CH), 66, 70 (FF-2nd), 71, 72 (FF), 74, 75 (FF), 81, 89 (CH), 95, 03 (CH), 10, 13, 14
 NIT Summary: 30 appearances, 47 wins, 32 losses
 CBI: 09
 CBI Summary: 1 appearance, 0 wins, 1 loss

SETON HALL


NCAA 88, 89 (FF-2nd), 91 (RR), 92, 93, 94, 00, 04, 06
 NCAA Summary: 9 appearances, 15 wins, 9 losses
 NIT 41 (FF), 51 (4th), 52, 53 (CH), 55, 56, 57, 74, 77, 87, 95, 98, 99, 01, 03, 10, 12
 NIT Summary: 17 appearances, 7 wins, 19 losses

VILLANOVA


NCAA 39 (FF), 49, 51, 55, 62 (RR), 64, 69, 70 (RR), 71 (FF-2nd), 72, 78 (RR), 80, 81, 82 (RR), 83 (RR), 84, 85 (CH), 86, 88, 90, 91, 95, 96, 97, 99, 05, 06 (RR), 07, 08, 09 (FF), 10, 11, 13, 14
 NCAA Summary: 34 appearances, 50 wins, 33 losses (1971 record voided)
 NIT 59, 60, 63 (FF), 65 (FF-2nd), 66 (FF), 67, 68, 77 (FF), 87, 89, 92, 94 (CH), 00, 01, 02, 03, 04
 NIT Summary: 17 appearances, 24 wins, 17 losses

XAVIER

NCAA 61, 83, 86, 87, 88, 89, 90, 91, 93, 95, 97, 98, 01, 02, 03, 04, 06, 07, 08, 09, 10, 11, 12, 14
 NCAA Summary: 24 appearances, 21 wins, 24 losses
 NIT 56, 57, 58 (CH), 84, 94, 99, 00
 NIT Summary: 7 appearances, 15 wins, 6 losses



Reggie Williams, Georgetown



Ed Pinckney, Villanova



Bryce Cotton, Providence

2013-14

NCAA Record: 2-4; **NIT Record:** 1-2

NCAA	Creighton	Louisiana-Lafayette (West Region Second Round, San Antonio, Texas)	W	76-66
		Baylor (West Region, Third Round, San Antonio, Texas)	L	55-85
NIT	Georgetown	West Virginia (First Round, Washington, D.C.)	W	77-65
		Florida State (Second Round, Tallahassee, Fla.)	L	90-101
NCAA	Providence	North Carolina (East Region First Round, San Antonio, Texas)	L	77-79
NIT	St. John's	Robert Morris (First Round, Queens, N.Y.)	L	78-89
NCAA	Villanova	Milwaukee (East Region Second Round, Buffalo, N.Y.)	W	73-53
		Connecticut (East Region Third Round, Buffalo, N.Y.)	L	60-66
NCAA	Xavier	North Carolina State (First Four, Dayton, Ohio)	L	63-68

2012-13

NCAA Record: 13-7; **NIT Record:** 3-2

NCAA	Cincinnati	Creighton (Midwest Region Second Round, Philadelphia, Pa.)	L	63-67
NCAA	Georgetown	Florida Gulf Coast (South Region Second Round, Philadelphia, Pa.)	L	68-78
NCAA	Louisville	No. Carolina A&T (Midwest Region Second Round, Lexington, Ky.)	W	79-48
		Colorado State (Midwest Region Third Round, Lexington, Ky.)	W	82-56
		Oregon (Midwest Region Regional Semifinals, Indianapolis, Ind.)	W	77-69
		Duke (Midwest Region Final, Indianapolis, Ind.)	W	85-63
		Wichita State (Final Four, National Semifinal, Atlanta, Ga.)	W	72-68
		Michigan (Final Four, National Final, Atlanta, Ga.)	W	82-76
NCAA	Marquette	Davidson (East Region Second Round, Lexington, Ky.)	W	59-58
		Butler (East Region Third Round, Lexington, Ky.)	W	74-72
		Miami, Fla. (East Region Regional Semifinals, Washington, D.C.)	W	71-61
		Syracuse (East Region Regional Final, Washington, D.C.)	L	39-55
NCAA	Notre Dame	Iowa State (West Region Second Round, Dayton, Ohio)	L	58-76
NCAA	Pittsburgh	Wichita State (East Region Second Round, Salt Lake City, Utah)	L	55-73
NIT	Providence	Charlotte (First Round, Providence, R.I.)	W	75-66
		Robert Morris (Second Round, Providence, R.I.)	W	77-68
		Baylor (Quarterfinals, Waco, Texas)	L	68-79
NIT	St. John's	Saint Joseph's (First Round, Philadelphia, Pa.)	W	63-61
		Virginia (Second Round, Charlottesville, Va.)	L	68-50
NCAA	Syracuse	Montana (East Region Second Round, San Jose, Calif.)	W	81-34
		California (East Region Third Round, San Jose, Calif.)	W	66-60
		Indiana (East Region Regional Semifinals, Washington, D.C.)	W	61-50
		Marquette (East Region Regional Finals, Washington, D.C.)	W	55-39
		Michigan (Final Four, National Semifinal, Atlanta, Ga.)	L	56-61
NCAA	Villanova	North Carolina (South Region Second Round, Kansas City, Mo.)	L	71-78

Final 16: Louisville, Marquette, Syracuse; **Final 8:** Louisville, Marquette, Syracuse **Final 4:** Louisville, Syracuse



Peyton Siva, Louisville

2011-12

NCAA Record: 13-9; **NIT Record:** 1-1; **CBI Record:** 6-0

NCAA	Cincinnati	Texas (East Region Second Round, Nashville, Tenn.)	W	65-59
		Florida State (East Region Third Round, Nashville, Tenn.)	W	62-56
		Ohio State (East Region Regional Semifinals, Nashville, Tenn.)	L	66-81
NCAA	Connecticut	Iowa State (South Region Second Round, Louisville, Ky.)	L	64-77
NCAA	Georgetown	Belmont (Midwest Region Second Round, Columbus, Ohio)	W	74-59
		N.C. State (Midwest Region Third Round, Columbus, Ohio)	L	63-66
NCAA	Louisville	Davidson (West Region Second Round, Portland, Ore.)	W	69-62
	New Mexico	(West Region Third Round, Portland, Ore.)	W	59-56
		Michigan State (West Region Regional Semifinals, Phoenix, Ariz.)	W	57-44
		Florida (West Region Final, Phoenix, Ariz.)	W	72-68
		Kentucky (Final Four, National Semifinal, New Orleans, La.)	L	61-69
NCAA	Marquette	BYU (West Region Second Round, Louisville, Ky.)	W	88-68
		Murray State (West Region Third Round, Louisville, Ky.)	W	62-53
		Florida (West Region Regional Semifinals, Phoenix, Ariz.)	L	58-68
NCAA	Notre Dame	Xavier (South Region Second Round, Greensboro, N.C.)	L	63-67
CBI	Pittsburgh	Wofford (First Round, Pittsburgh, Pa.)	W	81-63
		Princeton (Second Round, Pittsburgh, Pa.)	W	82-61
		Butler (Semifinals, Indianapolis, Ind.)	W	68-62 (ot)
		Washington State (Championship Series, Pullman, Wash.)	L	66-67
		Washington State (Championship Series, Pittsburgh, Pa.)	W	57-53
		Washington State (Championship Series, Pittsburgh, Pa.)	W	71-65
NIT	Seton Hall	Stony Brook (First Round, South Orange, N.J.)	W	63-61
		Massachusetts (Second Round, South Orange, N.J.)	L	67-77



Kemba Walker, Connecticut

Postseason History

2011-12 (CONTINUED)

NCAA	Syracuse	UNC Asheville (East Region Second Round, Pittsburgh, Pa.)	W	72-65
		Kansas State (East Region Third Round, Pittsburgh, Pa.)	W	75-59
		Wisconsin (East Region Regional Semifinals, Boston, Mass.)	W	64-63
		Ohio State (East Region Regional Finals, Boston, Mass.)	L	70-77
NCAA	South Florida	Temple (Midwest Region Second Round, Nashville, Tenn.)	W	58-44
		Ohio (Midwest Region Third Round, Nashville, Tenn.)	L	56-62
NCAA	West Virginia	Gonzaga (East Region Second Round, Pittsburgh, Pa.)	L	54-77

Final 16: Cincinnati, Louisville, Marquette, Syracuse; **Final 8:** Louisville, Syracuse; **Final 4:** Louisville

2010-11

NCAA Record: 13-10

NCAA	Cincinnati	Missouri (West Region Second Round, Washington, D.C.)	W	76-63
		Connecticut (West Region Third Round, Washington, D.C.)	L	58-69
NCAA	Connecticut	Bucknell (West Region Second Round, Washington, D.C.)	W	81-52
		Cincinnati (West Region Third Round, Washington, D.C.)	W	69-58
		San Diego State (West Region Semifinal, Anaheim, Calif.)	W	74-67
		Arizona (West Region Final, Anaheim, Calif.)	W	65-63
		Kentucky (Final Four, National Semifinal, Houston, Texas)	W	56-55
		Butler (Final Four, National Final, Houston, Texas)	W	53-41
NCAA	Georgetown	VCU (Southwest Region Second Round, Chicago, Ill.)	L	56-74
NCAA	Louisville	Morehead State (Southwest Region Second Round, Denver, Colo.)	L	61-62
NCAA	Marquette	Xavier (East Region Second Round, Cleveland, Ohio)	W	66-55
		Syracuse (East Region Third Round, Cleveland, Ohio)	W	66-62
NCAA	Notre Dame	North Carolina (East Region Semifinal, Newark, N.J.)	L	63-81
		Akron (Southwest Region Second Round, Chicago, Ill.)	W	69-56
		Florida State (Southwest Region Third Round, Chicago, Ill.)	L	57-71
NCAA	Pittsburgh	UNC Asheville (Southeast Region Second Round, Washington, D.C.)	W	74-51
		Butler (Southeast Region Third Round, Washington, D.C.)	L	70-71
NCAA	St. John's	Gonzaga (Southeast Region Second Round, Denver, Colo.)	L	71-86
NCAA	Syracuse	Indiana State (East Region Second Round, Cleveland, Ohio)	W	77-60
		Marquette (East Region Third Round, Cleveland, Ohio)	L	62-66
NCAA	Villanova	George Mason (East Region Second Round, Cleveland, Ohio)	L	57-61
NCAA	West Virginia	Clemson (East Region Second Round, Tampa, Fla.)	W	84-76
		Kentucky (East Region Third Round, Tampa, Fla.)	L	63-71

Final 16: Connecticut, Marquette; **Final 8:** Connecticut; **Final 4:** Connecticut; **Champion:** Connecticut

2009-10

NCAA Record: 8-8; **NIT Record:** 1-5

NIT	Connecticut	Northeastern (First Round, Storrs, Conn.)	W	59-57
		Virginia Tech (Second Round, Blacksburg, Va.)	L	63-65
NCAA	Cincinnati	Dayton (First Round, Cincinnati, Ohio)	L	66-81
		Ohio (Midwest Region First Round, Providence, R.I.)	L	83-97
NCAA	Georgetown	California (South Region First Round, Jacksonville, Fla.)	L	62-77
NCAA	Louisville	Washington (East Region, San Jose, Calif.)	L	78-80
NCAA	Marquette	Washington (East Region, San Jose, Calif.)	L	78-80
NCAA	Notre Dame	Old Dominion (South Region First Round, New Orleans, La.)	L	50-51
NCAA	Pittsburgh	Oakland (West Region First Round, Milwaukee, Wis.)	W	89-66
		Xavier (West Region Second Round, Milwaukee, Wis.)	L	68-71
NIT	St. John's	Memphis (First Round, Memphis, Tenn.)	L	71-73
NIT	Seton Hall	Texas Tech (First Round, Newark, N.J.)	L	69-87
NIT	USF	North Carolina State (First Round, Tampa, Fla.)	L	57-58
NCAA	Syracuse	Vermont (West Region First Round, Buffalo, N.Y.)	W	79-56
		Gonzaga (West Region Second Round, Buffalo, N.Y.)	W	87-65
		Butler (West Region Semifinal, Salt Lake City, Utah)	L	59-63
		Robert Morris (South Region First Round, Providence, R.I.)	W	73-70 OT
NCAA	Villanova	Saint Mary's (South Region Second Round, Providence, R.I.)	L	68-75
		Morgan State (East Region First Round, Buffalo, N.Y.)	W	77-50
NCAA	West Virginia	Missouri (East Region Second Round, Buffalo, N.Y.)	W	68-59
		Washington (East Region Semifinal, Syracuse, N.Y.)	W	69-56
		Kentucky (East Region Final, Syracuse, N.Y.)	W	73-66
		Duke (Final Four, National Semifinal, Indianapolis, Ind.)	L	57-78
		Duke (Final Four, National Semifinal, Indianapolis, Ind.)	L	57-78

Final 16: Syracuse, West Virginia; **Final 8:** West Virginia; **Final 4:** West Virginia



Scottie Reynolds, Villanova



Roy Hibbert, Georgetown

Postseason History



Rudy Gay, Connecticut

2008-09

NCAA Record: 17-7; **NIT Record:** 3-3; **CBI Record:** 0-1

NCAA	Connecticut	Chattanooga (West Region First Round, Philadelphia, Pa.)	W	103-47
		Texas A&M (West Region Second Round, Philadelphia, Pa.)	W	92-66
		Purdue (West Region Semifinal, Glendale, Ariz.)	W	72-60
		Missouri (West Region Final, Glendale, Ariz.)	W	82-75
		Michigan State (Final Four, National Semifinal, Detroit, Mich.)	L	73-82
NIT	Georgetown	Baylor (First Round, Waco, Texas)	L	72-74
NCAA	Louisville	Morehead State (Midwest Region First Round, Dayton, Ohio)	W	74-54
		Siena (Midwest Region Second Round, Dayton, Ohio)	W	79-72
		Arizona (Midwest Region Semifinal, Indianapolis, Ind.)	W	103-64
		Michigan State (Midwest Region Final, Indianapolis, Ind.)	L	52-64
NCAA	Marquette	Utah State (West Region First Round, Boise, Idaho)	W	58-57
		Missouri (West Region Second Round, Boise Idaho)	L	79-83
NIT	Notre Dame	UAB (First Round, Notre Dame, Ind.)	W	70-64
		New Mexico (Second Round, Notre Dame, Ind.)	W	70-68
		Kentucky (Third Round, Notre Dame, Ind.)	W	77-67
		Penn State (Semifinal, New York, N.Y.)	L	59-67
NCAA	Pittsburgh	East Tennessee State (East Region First Round, Dayton, Ohio)	W	71-62
		Oklahoma State (East Region Second Round, Dayton, Ohio)	W	84-76
		Xavier (East Region Semifinal, Boston, Mass.)	W	60-55
		Villanova (East Region Final, Boston, Mass.)	L	76-78
NIT	Providence	Miami (Fla.) (First Round, Providence, R.I.)	L	66-78
CBI	St. John's	Richmond (First Round, Richmond, Va.)	L	65-79
NCAA	Syracuse	Stephen F. Austin (South Region First Round, Miami, Fla.)	W	59-44
		Arizona State (South Region Second Round, Miami, Fla.)	W	78-67
		Oklahoma (South Region Semifinal, Memphis, Tenn.)	L	71-84
NCAA	Villanova	American (East Region First Round, Philadelphia, Pa.)	W	80-67
		UCLA (East Region Second Round, Philadelphia, Pa.)	W	88-69
		Duke (East Region Semifinal, Boston, Mass.)	W	77-54
		Pittsburgh (East Region Final, Boston, Mass.)	W	78-76
		North Carolina (Final Four, National Semifinal, Detroit, Mich.)	L	69-83
NCAA	West Virginia	Dayton (Midwest Region First Round, Minneapolis, Minn.)	L	60-68

Final 16: Connecticut, Louisville, Pittsburgh, Syracuse, Villanova; **Final 8:** Connecticut, Louisville, Pittsburgh, Villanova;
Final 4: Connecticut, Villanova



Ben Gordon, Connecticut

2007-08

NCAA Record: 11-8; **NIT Record:** 2-1; **CBI Record:** 0-1

CBI	Cincinnati	Bradley (First Round, Peoria, Ill.)	L	67-70
NCAA	Connecticut	San Diego (West Region First Round, Tampa, Fla.)	L	69-70 OT
NCAA	Georgetown	UMBC (Midwest Region First Round, Raleigh, N.C.)	W	66-47
		Davidson (Midwest Region Second Round, Raleigh, N.C.)	L	70-74
NCAA	Louisville	Boise State (East Region First Round, Birmingham, Ala.)	W	79-69
		Oklahoma (East Region Second Round, Birmingham, Ala.)	W	78-48
		Tennessee (East Region Semifinal, Charlotte, N.C.)	W	79-60
		North Carolina (East Region Final, Charlotte, N.C.)	L	73-83
NCAA	Marquette	Kentucky (South Region First Round, Anaheim, Calif.)	W	74-66
		Stanford (South Region Second Round, Anaheim, Calif.)	L	81-82 OT
NCAA	Notre Dame	George Mason (East Region First Round, Denver, Colo.)	W	68-50
		Washington State (East Region Second Round, Denver, Colo.)	L	41-61
NCAA	Pittsburgh	Oral Roberts (South Region First Round, Denver, Colo.)	W	82-63
		Michigan State (South Region Second Round, Denver, Colo.)	L	54-65
NIT	Syracuse	Robert Morris (First Round, Syracuse, N.Y.)	W	87-81
		Maryland (Second Round, Syracuse, N.Y.)	W	88-72
		Massachusetts (Quarterfinal, Syracuse, N.Y.)	L	77-81
NCAA	Villanova	Clemson (Midwest Region First Round, Tampa, Fla.)	W	75-69
		Siena (Midwest Region Second Round, Tampa, Fla.)	W	84-72
		Kansas (Midwest Region Semifinal, Detroit, Mich.)	L	57-72
NCAA	West Virginia	Arizona (West Region First Round, Washington, D.C.)	W	75-65
		Duke (West Region Second Round, Washington, D.C.)	W	73-67
		Xavier (West Region Semifinal, Phoenix, Ariz.)	L	75-79 OT

Final 16: Louisville, Villanova, West Virginia; **Final 8:** Louisville

Postseason History



2006-07

NCAA Record: 7-6; **NIT Record:** 9-3

NIT	DePaul	Hofstra (West Region, First Round, Chicago, Ill.)	W	83-71
		Kansas State (West Region, Second Round, Manhattan, Kan.)	W	70-65
		Air Force (Quarterfinal Round, USAFA, Colo.)	L	51-52
NCAA	Georgetown	Belmont (East Region First Round, Winston-Salem, N.C.)	W	80-55
		Boston College (East Region Second Round, Winston-Salem, N.C.)	W	62-55
		Vanderbilt (East Region Semifinal, East Rutherford, N.J.)	W	66-65
		North Carolina (East Regional, Regional Final, East Rutherford, N.J.)	W	96-84 OT
		Ohio State (Final Four, National Semifinal, Atlanta, Ga.)	L	60-67
NCAA	Louisville	Stanford (South Region First Round, Lexington, Ky.)	W	78-58
		Texas A&M (South Region Second Round, Lexington, Ky.)	L	69-72
NCAA	Marquette	Michigan State (East Region First Round, Winston-Salem, N.C.)	L	49-61
NCAA	Notre Dame	Winthrop (Midwest Region First Round, Spokane, Wash.)	L	64-74
NCAA	Pittsburgh	Wright State (West Region First Round, Buffalo, N.Y.)	W	79-58
		Virginia Commonwealth (West Region Second Round, Buffalo, N.Y.)	W	84-79 OT
		UCLA (West Region Semifinal, San Jose, Calif.)	L	55-64
NIT	Providence	Bradley (North Region, First Round, Peoria, Ill.)	L	78-90 OT
NIT	Syracuse	South Alabama (South Region, First Round, Syracuse, N.Y.)	W	79-73
		San Diego State (South Region, Second Round, Syracuse, N.Y.)	W	80-64
		Clemson (Quarterfinal Round, Clemson, S.C.)	L	70-74
NCAA	Villanova	Kentucky (West Region First Round, Chicago, Ill.)	L	58-67
NIT	West Virginia	Delaware State (East Region, First Round, Morgantown, W.Va.)	W	74-50
		Massachusetts (East Region, Second Round, Morgantown, W.Va.)	W	90-77
		North Carolina State (Quarterfinal, Morgantown, W.Va.)	W	71-66
		Mississippi State (Semifinal, New York, N.Y.)	W	63-62
		Clemson (Final, New York, N.Y.)	W	78-73


Final 16: Georgetown, Pittsburgh; **Final 8:** Georgetown; **Final 4:** Georgetown

2005-06

NCAA Record: 11-8; **NIT Record:** 7-4

NIT	Cincinnati	Charlotte (First Round, Cincinnati, Ohio)	W	86-80
		Minnesota (Second Round, Cincinnati, Ohio)	W	76-62
		South Carolina (Quarterfinal, Cincinnati, Ohio)	L	62-65
NCAA	Connecticut	Albany (Washington D.C. Region First Round, Philadelphia, Pa.)	W	72-59
		Kentucky (Washington D.C. Region Second Round, Philadelphia, Pa.)	W	87-83
		Washington (Washington D.C. Region Semifinal, Washington D.C.)	W	98-92 OT
		George Mason (Washington D.C. Region Final, Washington D.C.)	L	84-86 OT
NCAA	Georgetown	Northern Iowa (Minneapolis Region First Round, Philadelphia, Pa.)	W	54-49
		Ohio State (Minneapolis Region Second Round, Philadelphia, Pa.)	W	70-52
		Florida (Minneapolis Region Semifinal, Minneapolis, Minn.)	L	53-57
NIT	Louisville	Delaware State (First Round, Louisville, Ky.)	W	71-54
		Clemson (Second Round, Louisville, Ky.)	W	74-68
		Missouri State (Quarterfinal, Louisville, Ky.)	W	74-56
		South Carolina (Semifinal, New York, N.Y.)	L	63-78
NCAA	Marquette	Alabama (Oakland Region First Round, San Diego, Calif.)	L	85-90
NIT	Notre Dame	Vanderbilt (First Round, Notre Dame, Ind.)	W	79-69
		Michigan (Second Round, Ann Arbor, Mich.)	L	84-87 OT
NCAA	Pittsburgh	Kent State (Oakland Region First Round, Auburn Hills, Mich.)	W	79-64
		Bradley (Oakland Region Second Round, Auburn Hills, Mich.)	L	66-72
NIT	Rutgers	Penn State (Opening Round, University Park, Pa.)	W	76-71
		St. Joseph's (First Round, Philadelphia, Pa.)	L	62-71
NCAA	Seton Hall	Wichita State (Washington D.C. Region First Round, Greensboro, N.C.)	L	66-86
NCAA	Syracuse	Texas A&M (Atlanta Region First Round, Jacksonville, Fla.)	L	58-66
NCAA	Villanova	Monmouth (Minneapolis Region First Round, Philadelphia, Pa.)	W	58-45
		Arizona (Minneapolis Region Second Round, Philadelphia, Pa.)	W	82-78
		Boston College (Minneapolis Region Semifinal, Minneapolis, Minn.)	W	60-59 OT
		Florida (Minneapolis Region Final, Minneapolis, Minn.)	L	62-75
NCAA	West Virginia	Southern Illinois (Atlanta Region First Round, Auburn Hills, Mich.)	W	64-46
		NW State (Atlanta Region Second Round, Auburn Hills, Mich.)	W	67-54
		Texas (Atlanta Region Semifinal, Atlanta, Ga.)	L	71-74

Final 16: Georgetown, West Virginia; **Final 8:** Connecticut, Villanova



Randy Foye, Villanova

Postseason History



Curtis Sumpter, Villanova

2004-05

NCAA Record: 7-6; **NIT Record:** 2-2

NCAA	Boston College	Pennsylvania (Chicago Region, First Round, Cleveland, Ohio)	W	85-65
		Wisconsin-Milw. (Chicago Region, Second Round, Cleveland, Ohio)	L	75-83
NCAA	Connecticut	Central Florida (Syracuse Region, First Round, Worcester, Mass.)	W	77-71
		NC State (Syracuse Region, First Round, Worcester, Mass.)	L	62-65
NIT	Georgetown	Boston University (First Round, Washington, D.C.)	W	64-34
		Cal-State Fullerton (Second Round, Washington, D.C.)	W	74-57
		South Carolina (Quarterfinal, Columbia, S.C.)	L	66-69
NIT	Notre Dame	Holy Cross (First Round, Notre Dame, Ind.)	L	73-78
NCAA	Pittsburgh	Pacific (Albuquerque Region First Round, Boise, Idaho)	L	71-79
NCAA	Syracuse	Vermont (Austin Region, First Round, Worcester, Mass.)	L	57-60
NCAA	Villanova	New Mexico (Syracuse Region, First Round, Nashville, Tenn.)	W	55-47
		Florida (Syracuse Region, Second Round, Nashville, Tenn.)	W	76-65
		North Carolina (Syracuse Region, Regional Semifinal, Syracuse, N.Y.)	L	66-67
NCAA	West Virginia	Creighton (Albuquerque Region, First Round, Cleveland, Ohio)	W	63-61
		Wake Forest (Albuquerque Region, Second Round, Cleveland, Ohio)	W	111-105 OT
		Texas Tech (Albuquerque Region, Regional Semifinal, Albuquerque, N.M.)	W	65-60
		Louisville (Albuquerque Region, Regional Final, Albuquerque, N.M.)	L	85-93 OT

Final 16: Villanova; **Final 8:** West Virginia

2003-04

NCAA Record: 12-5; **NIT Record:** 10-4 (including two games between BIG EAST teams)


NCAA	Boston College	Utah (St. Louis Region 1st Round, Milwaukee, Wis.)	W,	58-51
		Georgia Tech (St. Louis Region 2nd Round, Milwaukee, Wis.)	L,	54-57
NCAA	Connecticut	Vermont (Phoenix Region 1st Round, Buffalo, N.Y.)	W,	70-53
		DePaul (Phoenix Region 2nd Round, Buffalo, N.Y.)	W,	72-55
		Vanderbilt (Phoenix Region Semifinal, Phoenix, Ariz.)	W,	73-53
		Alabama (Phoenix Region Final, Phoenix, Ariz.)	W,	87-71
		Duke (Final Four, San Antonio, Texas)	W,	79-78
		Georgia Tech (Final Four, San Antonio, Texas)	W,	82-73 1st
NIT	Notre Dame	Purdue (1st Round, Notre Dame, Ind.)	W,	71-59
		Saint Louis (2nd Round, Ft. Wayne, Ind.)	W,	77-66
		Oregon (Quarterfinals, Notre Dame, Ind.)	L,	61-65
NCAA	Pittsburgh	UCF (East Rutherford Region 1st Round, Milwaukee, Wis.)	W,	53-44
		Wisconsin (East Rutherford Region 2nd Round, Milwaukee, Wis.)	W,	59-55
		Oklahoma State (East Rutherford Region Semifinal, E. Rutherford, N.J.)	L,	51-63
NCAA	Providence	Pacific (St. Louis Region 1st Round, Kansas City, Mo.)	L,	58-66
NIT	Rutgers	Temple (1st Round, Piscataway, N.J.)	W,	76-71
		West Virginia (2nd Round, Piscataway, N.J.)	W,	67-64
		Villanova (Quarterfinals, Piscataway, N.J.)	W,	72-60
		Iowa State (Semifinals, MSG, New York, N.Y.)	W,	84-81 OT
		Michigan (Championships, MSG, New York, N.Y.)	L,	55-62 2nd
NCAA	Seton Hall	Arizona (Atlanta Region 1st Round, Raleigh, N.C.)	W,	80-76
		Duke (Atlanta Region 2nd Round, Raleigh, N.C.)	L,	62-90
NCAA	Syracuse	BYU (Phoenix Region 1st Round, Denver, Colo.)	W,	80-75
		Maryland (Phoenix Region 2nd Round, Denver, Colo.)	W,	72-70
		Alabama (Phoenix Region Semifinal, Phoenix, Ariz.)	L,	71-80
NIT	Villanova	Drexel (1st Round, Villanova, Pa.)	L,	70-85
		Virginia (2nd Round, Villanova, Pa.)	W,	72-63
		Rutgers (Quarterfinals, Piscataway, N.J.)	L,	60-72
NIT	West Virginia	Kent State (Opening Round, Kent, Ohio)	W,	65-54
		Rhode Island (1st Round, Morgantown, W.Va.)	W,	79-72
		Rutgers (2nd Round, Piscataway, N.J.)	L,	64-67

Final 16: Connecticut, Pittsburgh, Syracuse; **Final 8:** Connecticut; **Final 4:** Connecticut; **Champion:** Connecticut




Austin Croshere, Providence

Postseason History



Mike Sweetney, Georgetown



Ryan Gomes, Providence

2002-03

NCAA Record: 12-3; **NIT Record:** 12-5 (including two games between BIG EAST teams)

NIT	Boston College	Fairfield (Opening Round, Bridgeport, Conn.)	W	90-78
		Temple (1st Round, Philadelphia, Pa.)	L	62-75
NCAA	Connecticut	BYU (South Region 1st Round, Spokane, Wash.)	W	58-53
		Stanford (South Region 2nd Round, Spokane, Wash.)	W	85-74
		Texas (South Region Semifinal, San Antonio, Texas)	L	78-82
NIT	Georgetown	Tennessee (1st Round, Knoxville, Tenn.)	W	70-60
		Providence (2nd Round, Providence, R.I.)	W	67-58
		North Carolina (Quarterfinals, Chapel Hill, N.C.)	W	79-74
		Minnesota (Semifinals, MSG, New York, N.Y.)	W	88-7
		St. John's (Championship, MSG, New York, N.Y.)	L	67-70 2nd
NCAA	Notre Dame	UW-Milwaukee (West Region 1st Round, Indianapolis, Ind.)	W	70-69
		Illinois (West Region 2nd Round, Indianapolis, Ind.)	W	68-60
		Arizona (West Region Semifinal, Anaheim, Calif.)	L	71-88
NCAA	Pittsburgh	Wagner (Midwest Region 1st Round, Boston, Mass.)	W	87-61
		Indiana (Midwest Region 2nd Round, Boston, Mass.)	W	74-52
		Marquette (Midwest Region Semifinal, Minneapolis, Minn.)	L	74-77
NIT	Providence	Richmond (Opening Round, Richmond, Va.)	W	67-49
		College of Charleston (1st Round, Providence, R.I.)	W	69-64
		Georgetown (2nd Round, Providence, R.I.)	L	58-67
NIT	St. John's	Boston University (1st Round, Jamaica, N.Y.)	W	62-57
		Virginia (2nd Round, Jamaica, N.Y.)	W	73-63
		UAB (Quarterfinals, Jamaica, N.Y.)	W	79-71
		Texas Tech (Semifinals, MSG, New York, N.Y.)	W	64-63
		Georgetown (Championship, MSG, New York, N.Y.)	W	70-67 1st
NIT	Seton Hall	Rhode Island (1st Round, Kingston, R.I.)	L	60-61
NCAA	Syracuse	Manhattan (East Region 1st Round, Boston, Mass.)	W	76-65
		Oklahoma State (East Region 2nd Round, Boston, Mass.)	W	68-56
		Auburn (East Region Semifinal, Albany, N.Y.)	W	79-78
		Oklahoma (East Region Final, Albany, N.Y.)	W	63-47
		Texas (Final Four, New Orleans, La.)	W	95-84
		Kansas (Final Four, New Orleans, La.)	W	81-78 1st
NIT	Villanova	Siena (Opening Round, Albany, N.Y.)	L	59-74

Final 16: Connecticut, Notre Dame, Pittsburgh, Syracuse; **Final 8:** Syracuse; **Final 4:** Syracuse; **Champion:** Syracuse


2001-02

NCAA Record: 6-6; **NIT Record:** 5-4

NCAA	Boston College	Texas (Midwest Region 1st Round, Dallas, Texas)	L	57-70
NCAA	Connecticut	Hampton (East Region 1st Round, Washington, D.C.)	W	78-67
		NC State (East Region 2nd Round, Washington, D.C.)	W	77-74
		Southern Illinois (East Region Semifinal, Syracuse, N.Y.)	W	71-59
		Maryland (East Region Final, Syracuse, N.Y.)	L	82-90
NCAA	Miami	Missouri (West Region 1st Round, Albuquerque, N.M.)	L	80-93
NCAA	Notre Dame	Charlotte (South Region 1st Round, Greenville, S.C.)	W	82-63
		Duke (South Region 2nd Round, Greenville, S.C.)	L	77-84
NCAA	Pittsburgh	Central Connecticut (South Region 1st Round, Pittsburgh, Pa.)	W	71-54
		California (South Region 2nd Round, Pittsburgh, Pa.)	W	63-50
		Kent State (South Region Semifinal, Lexington, Ky.)	L	73-78 OT
NIT	Rutgers	Yale (1st Round, Piscataway, N.J.)	L	65-67
NCAA	St. John's	Wisconsin (East Region 1st Round, Washington, D.C.)	L	70-80
NIT	Syracuse	St. Bonaventure (1st Round, Syracuse, N.Y.)	W	76-66
		Butler (2nd Round, Syracuse, N.Y.)	W	66-65 OT
		Richmond (3rd Round, Richmond, Va.)	W	62-46
		South Carolina (Semifinals, MSG, New York, N.Y.)	L	59-66
		Temple (Consolation, MSG, New York, N.Y.)	L	54-65
NIT	Villanova	Manhattan (1st Round, Villanova, Pa.)	W	84-69
		Louisiana Tech (2nd Round, Villanova, Pa.)	W	67-64
		Temple (3rd Round, Philadelphia, Pa.)	L	57-63

Final 16: Pittsburgh; **Final 8:** Connecticut

Postseason History



**Alonzo Mourning,
Georgetown**

2000-01

NCAA Record: 5-5; **NIT Record:** 2-6

NCAA	Boston College	Southern Utah (East Region 1st Round, Uniondale, N.Y.)	W	68-65
		USC (East Region 2nd Round, Uniondale, N.Y.)	L	71-74
NIT	Connecticut	South Carolina (1st Round, Storrs, Conn.)	W	72-65
		Detroit (2nd Round, Storrs, Conn.)	L	61-67
NCAA	Georgetown	Arkansas (West Region 1st Round, Boise, Idaho)	W	63-61
		Hampton (West Region 2nd Round, Boise, Idaho)	W	76-57
		Maryland (West Region Semifinal, Anaheim, Calif.)	L	66-76
NIT	Miami	Auburn (1st Round, Auburn, Ala.)	L	58-60
NCAA	Notre Dame	Xavier (Midwest Region 1st Round, Kansas City, Mo.)	W	83-71
		Mississippi (Midwest Region 2nd Round, Kansas City, Mo.)	L	56-59
NIT	Pittsburgh	St. Bonaventure (1st Round, Pittsburgh, Pa.)	W	84-75
		Mississippi State (2nd Round, Pittsburgh, Pa.)	L	61-66
NCAA	Providence	Penn State (South Region 1st Round, New Orleans, La.)	L	59-69
NIT	Seton Hall	Alabama (1st Round, Tuscaloosa, Ala.)	L	79-85
NCAA	Syracuse	Hawaii (Midwest Region 1st Round, Dayton, Ohio)	W	79-69
		Kansas (Midwest Region 2nd Round, Dayton, Ohio)	L	58-87
NIT	Villanova	Minnesota (1st Round, Minneapolis, Minn.)	L	78-87
NIT	West Virginia	Richmond (1st Round, Richmond, Va.)	L	56-79


Final 16: Georgetown

1999-2000

NCAA Record: 8-5; **NIT Record:** 6-4

NCAA	Connecticut	Utah State (South Region 1st Round, Birmingham, Ala.)	W	75-67
		Tennessee (South Region 2nd round, Birmingham, Ala.)	L	51-65
NIT	Georgetown	Virginia (1st Round, Charlottesville, Va.)	W	115-111 3OT
		California (2nd Round, Berkeley, Calif.)	L	49-60
NCAA	Miami	Arkansas (South Region 1st Round, Nashville, Tenn.)	W	75-71
		Ohio State (South Region 2nd Round, Nashville, Tenn.)	W	75-62
		Tulsa (South Region Semifinal, Austin, Texas)	L	71-80
NIT	Notre Dame	Michigan (1st Round, Notre Dame, Ind.)	W	75-65
		Xavier (2nd Round, Notre Dame, Ind.)	W	76-64
		BYU (3rd Round, Notre Dame, Ind.)	W	64-52
		Penn State (Semifinals, MSG, New York, N.Y.)	W	73-52
		Wake Forest (Championship, MSG, New York, N.Y.)	L	61-71
NIT	Rutgers	Kent State (1st Round, Kent, Ohio)	L	62-73
NCAA	St. John's	Northern Arizona (West Region 1st Round, Tucson, Ariz.)	W	61-56
		Gonzaga (West Region 2nd Round, Tucson, Ariz.)	L	76-82
NCAA	Seton Hall	Oregon (East Region 1st Round, Buffalo, N.Y.)	W	72-71 OT
		Temple (East Region 2nd Round, Buffalo, N.Y.)	W	67-65 OT
		Oklahoma State (East Region Semifinal, Syracuse, N.Y.)	L	66-68
NCAA	Syracuse	Samford (Midwest Region 1st Round, Cleveland, Ohio)	W	79-65
		Kentucky (Midwest Region 2nd Round, Cleveland, Ohio)	W	52-50
		Mich. State (Midwest Region Semifinal, Auburn Hills, Mich.)	L	58-75
NIT	Villanova	Delaware (1st Round, Villanova, Pa.)	W	72-63
		Kent State (2nd Round, Villanova, Pa.)	L	67-81

Final 16: Miami, Seton Hall, Syracuse




**Shaheen Holloway,
Seton Hall**

Postseason History



Lavar Postell, St John's



Jason Lawson, Villanova

1998-99

NCAA Record: 10-4; **NIT Record:** 1-4

NCAA	Connecticut	Texas-San Antonio (West Region 1st Round, Denver, Colo.)	W	91-66
		New Mexico (West Region 2nd Round, Denver, Colo.)	W	78-56
		Iowa (West Region Semifinal, Phoenix, Ariz.)	W	76-68
		Gonzaga (West Region Final, Phoenix, Ariz.)	W	67-62
		Ohio State (Final Four, St. Petersburg, Fla.)	W	64-58
		Duke (Final Four, St. Petersburg, Fla.)	W	77-74
1st				
NIT	Georgetown	Princeton (1st Round, Princeton, N.J.)	L	47-54
NCAA	Miami	Lafayette (East Region 1st Round, Boston, Mass.)	W	75-54
		Purdue (East Region 2nd Round, Boston, Mass.)	L	63-73
NIT	Providence	NC State (1st Round, Raleigh, N.C.)	L	86-92
NIT	Rutgers	Hofstra (1st Round, Piscataway, N.J.)	W	58-45
		Clemson (2nd Round, Piscataway, N.J.)	L	68-78
NCAA	St. John's	Samford (South Region 1st Round, Orlando, Fla.)	W	69-43
		Indiana (South Region 2nd Round, Orlando, Fla.)	W	86-61
		Maryland (South Region Semifinal, Knoxville, Tenn.)	W	76-62
		Ohio State (South Region Final, Knoxville, Tenn.)	L	74-77
NIT	Seton Hall	Old Dominion (1st Round, Norfolk, Va.)	L	56-75
NCAA	Syracuse	Oklahoma St. (South Region 1st Round, Indianapolis, Ind.)	L	61-69
NCAA	Villanova	Mississippi (Midwest Region 1st Round, Milwaukee, Wis.)	L	70-72

Final 16: Connecticut, St. John's; **Final 8:** Connecticut, St. John's; **Final 4:** Connecticut; **Champion:** Connecticut

1997-98

NCAA Record: 7-5; **NIT Record:** 1-2

NCAA	Connecticut	Fairleigh Dickinson (East Region 1st Round, Washington, D.C.)	W	93-85
		Indiana (East Region 2nd Round, Washington, D.C.)	W	78-68
		Washington (East Region Semifinal, Greensboro, N.C.)	W	75-74
		North Carolina (East Region Final, Greensboro, N.C.)	L	64-75
NIT	Georgetown	Florida (1st round, Gainesville, Fla.)	W	71-69
		Georgia Tech (2nd Round, Atlanta, Ga.)	L	79-80 OT
NCAA	Miami	UCLA (South Region 1st Round, Atlanta, Ga.)	L	62-65
NCAA	St. John's	Detroit (Midwest Region 1st Round, Chicago, Ill.)	L	64-66
NIT	Seton Hall	Georgia Tech (1st Round, Atlanta, Ga.)	L	78-88
NCAA	Syracuse	Iona (South Region 1st Round, Lexington, Ky.)	W	63-61
		New Mexico (South Region 2nd Round, Lexington, Ky.)	W	56-46
		Duke (South Region Semifinal, St. Petersburg, Fla.)	L	67-80
NCAA	West Virginia	Temple (West Region 1st Round, Boise, Idaho)	W	82-52
		Cincinnati (West Region 2nd Round, Boise, Idaho)	W	75-74
		Utah (West Region Semifinal, Anaheim, Calif.)	L	62-65

Final 16: Connecticut, Syracuse, West Virginia; **Final 8:** Connecticut

1996-97

NCAA Record: 5-4 ; **NIT Record:** 9-6

NCAA	Boston College	Valparaiso (West Region 1st Round, Salt Lake City, Utah)	W	73-66
		St. Joseph's (West Region 2nd Round, Salt Lake City, Utah)	L	77-81 OT
NIT	Connecticut	Iona (1st round, Storrs, Conn.)	W	71-66
		Bradley (2nd round, Storrs, Conn.)	W	63-47
		Nebraska (Quarterfinals, Storrs, Conn.)	W	76-67
		Florida State (Semifinals, MSG, New York, N.Y.)	L	65-71 OT
		Arkansas (Consolation, MSG, New York, N.Y.)	W	74-64
NCAA	Georgetown	Charlotte (West Region 1st Round, Tucson, Ariz.)	L	67-79
NIT	Miami	Michigan (1st round, Ann Arbor, Mich.)	L	73-76
NIT	Notre Dame	Oral Roberts (1st round, Notre Dame, Ind.)	W	74-58
		Texas Christian (2nd round, Notre Dame, Ind.)	W	82-72
		Michigan (Quarterfinals, Notre Dame, Ind.)	L	66-67
NIT	Pittsburgh	New Orleans (1st round, Pittsburgh, Pa.)	W	82-63
		Arkansas (2nd round, Fayetteville, Ark.)	L	71-76
NCAA	Providence	Marquette (Southeast Region 1st Round, Charlotte, N.C.)	W	81-59
		Duke (Southeast Region 2nd Round, Charlotte, N.C.)	W	98-87
		Chattanooga (Southeast Region Semifinal, Birmingham, Ala.)	W	71-65
		Arizona (Southeast Region Final, Birmingham, Ala.)	L	92-96 OT
NIT	Syracuse	Florida State (1st round, Syracuse, N.Y.)	L	67-82
NCAA	Villanova	Long Island (East Region 1st Round, Winston-Salem, N.C.)	W	101-91
		California (East Region 2nd Round, Winston-Salem, N.C.)	L	68-75
NIT	West Virginia	Bowling Green (1st round, Morgantown, W. Va.)	W	98-95
		NC State (2nd round, Raleigh, N.C.)	W	76-73
		Florida State (Quarterfinals, Morgantown, W. Va.)	L	71-76

Final 16: Providence; **Final 8:** Providence



Allen Iverson, Georgetown

1995-96

NCAA Record: 12-5 ; **NIT Record:** 1-1

NCAA	Boston College	Indiana (Southeast Region 1st Round, Orlando, Fla.)	W	64-51
		Georgia Tech (Southeast Region 2nd Round, Orlando, Fla.)	L	89-103
NCAA	Connecticut	Colgate (Southeast Region 1st Round, Indianapolis, Ind.)	W	68-59
		Eastern Michigan (Southeast Region 2nd Round, Indianapolis, Ind.)	W	95-81
		Mississippi State (Southeast Region Semifinal, Lexington, Ky.)	L	55-60
NCAA	Georgetown	Mississippi Valley State (East Region 1st Round, Richmond, Va.)	W	93-56
		New Mexico (East Region 2nd Round, Richmond, Va.)	W	73-62
		Texas Tech (East Region Semifinal, Atlanta, Ga.)	W	98-90
		Massachusetts (East Region final, Atlanta, Ga.)	L	62-86
NIT	Providence	Fairfield (1st round, New Haven, Conn.)	W	91-79
		St. Joseph's (2nd round, Providence, R.I.)	L	62-82
NCAA	Syracuse	Montana State (West Region 1st Round, Albuquerque, N.M.)	W	88-55
		Drexel (West Region 2nd Round, Albuquerque, N.M.)	W	69-58
		Georgia (West Region Semifinal, Denver, Colo.)	W	83-81 OT
		Kansas (West Region final, Denver, Colo.)	W	60-57
		Mississippi State (Final Four, East Rutherford, N.J.)	W	77-69
		Kentucky (Final Four, East Rutherford, N.J.)	L	67-76 -2nd
NCAA	Villanova	Portland (Midwest Region 1st Round, Milwaukee, Wis.)	W	92-58
		Louisville (Midwest Region 2nd Round, Milwaukee, Wis.)	L	64-68

Final 16: Connecticut, Georgetown, Syracuse; **Final 8:** Georgetown, Syracuse; **Final 4:** Syracuse; **Championship Game:** Syracuse

1994-95

NCAA Record: 6-4; **NIT Record:** 1-4

NCAA	Connecticut	Chattanooga (West Region 1st Round, Salt Lake City, Utah)	W	100-71
		Cincinnati (West Region 2nd Round, Salt Lake City, Utah)	W	96-91
		Maryland (West Region Semifinal, Oakland, Calif.)	W	99-89
		UCLA (West Region Final, Oakland, Calif.)	L	96-102
NCAA	Georgetown	Xavier (Southeast Region 1st Round, Tallahassee, Fla.)	W	68-63
		Weber State (Southeast Region 2nd Round, Tallahassee, Fla.)	W	53-51
		North Carolina (Southeast Region Semifinal, Birmingham, Ala.)	L	64-74
NIT	Miami	Penn State (1st Round, State College, Pa.)	L	56-62
NIT	Providence	College of Charleston (1st Round, Providence, R.I.)	W	72-67
		Virginia Tech (2nd Round, Providence, R.I.)	L	78-91
NIT	St. John's	South Florida (1st Round, Tampa, Fla.)	L	67-74
NIT	Seton Hall	Canisius (1st Round, Buffalo, N.Y.)	L	71-83
NCAA	Syracuse	Southern Illinois (Midwest Region 1st Round, Austin, Texas)	W	96-92
		Arkansas (Midwest Region 2nd Round, Austin, Texas)	L	94-96 OT
NCAA	Villanova	Old Dominion (East Region 1st Round, Albany, N.Y.)	L	81-89 3OT

Final 16: Georgetown, Connecticut; **Final 8:** Connecticut

1993-94

NCAA Record: 8-6; **NIT Record:** 5-0

NCAA	Boston College	Washington State (East Region 1st Round, Landover, Md.)	W	67-64
		North Carolina (East Region 2nd Round, Landover, Md.)	W	75-72
		Indiana (East Region Semifinal, Miami, Fla.)	W	77-68
		Florida (East Region Final, Miami, Fla.)	L	66-74
NCAA	Connecticut	Rider (East Region 1st Round, Uniondale, N.Y.)	W	64-46
		George Washington (East Region 2nd Round, Uniondale, N.Y.)	W	75-63
		Florida (East Region Semifinal, Miami, Fla.)	L	60-69 OT
NCAA	Georgetown	Illinois (Midwest Region 1st Round, Oklahoma City, Okla.)	W	84-77
		Arkansas (Midwest Region 2nd Round, Oklahoma City, Okla.)	L	73-85
NCAA	Providence	Alabama (Southeast Region 1st Round, Lexington, Ky.)	L	70-76
NCAA	Seton Hall	Michigan State (Southeast Region 1st Round, St. Petersburg, Fla.)	L	77-84
NCAA	Syracuse	Hawaii (West Region 1st Round, Ogden, Utah)	W	92-78
		UW-Green Bay (West Region 2nd Round, Ogden, Utah)	W	64-59
		Missouri (West Region Semifinal, Los Angeles, Calif.)	L	88-98 OT
NIT	Villanova	Canisius (1st Round, Villanova, Pa.)	W	103-79
		Duquesne (2nd Round, Pittsburgh, Pa.)	W	82-67
		Xavier (3rd Round, Villanova, Pa.)	W	76-74
		Siena (Semifinals, MSG, New York, N.Y.)	W	66-58
		Vanderbilt (Championship, MSG, New York, N.Y.)	W	80-73 - 1st

Final 16: Connecticut, Syracuse, Boston College; **Final 8:** Boston College




Kerry Kittles, Villanova

Postseason History

1992-93

NCAA Record: 2-3; **NIT Record:** 9-5 (including one game between BIG EAST teams)

NIT	Boston College	Niagara (1st Round, Niagara, N.Y.)	W	87-83
		Rice (2nd Round, Chestnut Hill, Mass.)	W	101-68
		Providence (3rd Round, Chestnut Hill, Mass.)	L	58-75
NIT	Connecticut	Jackson State (1st Round, Storrs, Conn.)	L	88-90 OT
NIT	Georgetown	Arizona State (1st Round, Tempe, Ariz.)	W	78-68
		UTEP (2nd Round, Washington, D.C.)	W	71-44
		Miami, Ohio (3rd Round, Fairfax, Va.)	W	66-53
		UAB (Semifinals, MSG, New York, N.Y.)	W	45-41
		Minnesota (Championship, MSG, New York, N.Y.)	L	61-62
NCAA	Pittsburgh	Utah (Southeast Region 1st Round, Nashville, Tenn.)	L	65-86
NIT	Providence	James Madison (1st Round, Providence, R.I.)	W	73-61
		West Virginia (2nd Round, Providence, R.I.)	W	68-67
		Boston College (3rd Round, Chestnut Hill, Mass.)	W	75-58
		Minnesota (Semifinals, MSG, New York, N.Y.)	L	60-76
		UAB (Consolation, MSG, New York, N.Y.)	L	52-55
NCAA	St. John's	Texas Tech (East Region 1st Round, Winston-Salem, N.C.)	W	85-67
		Arkansas (East Region 2nd Round, Winston-Salem, N.C.)	L	74-80
NCAA	Seton Hall	Tennessee State (Southeast Region 1st Round, Orlando, Fla.)	W	81-59
		Western Kentucky (Southeast Region 2nd Round, Orlando, Fla.)	L	68-72



Malik Sealy, St. John's

1991-92

NCAA Record: 4-4; **NIT Record:** 2-3

NIT	Boston College	Southern Illinois (1st Round, Chestnut Hill, Mass.)	W	78-69
		Rhode Island (2nd Round, Chestnut Hill, Mass.)	L	80-81 20T
NCAA	Connecticut	Nebraska (Southeast Region 1st Round, Cincinnati, Ohio)	W	86-65
		Ohio State (Southeast Region 2nd Round, Cincinnati, Ohio)	L	55-78
NCAA	Georgetown	South Florida (West Region 1st Round, Boise, Idaho)	W	75-60
		Florida State (West Region 2nd Round, Boise, Idaho)	L	68-78
NIT	Pittsburgh	Penn State (1st Round, State College, Pa.)	W	67-65
		Florida (2nd Round, Pittsburgh, Pa.)	L	74-77
NCAA	St. John's	Tulane (Southeast Region 1st Round, Atlanta, Ga.)	L	57-61
NCAA	Seton Hall	La Salle (East Region 1st Round, Greensboro, N.C.)	W	78-76
		Missouri (East Region 2nd Round, Greensboro, N.C.)	W	88-71
		Duke (East Region Semifinal, Philadelphia, Pa.)	L	69-81
NCAA	Syracuse	Princeton (East Region 1st Round, Worcester, Mass.)	W	51-43
		Massachusetts (East Region 2nd Round, Worcester, Mass.)	L	71-77 OT
NIT	Villanova	Virginia (1st Round, Villanova, Pa.)	L	80-83

Final 16: Seton Hall

1990-91

NCAA Record: 11-7; **NIT Record:** 2-1

NCAA	Connecticut	LSU (Midwest Region 1st Round, Minneapolis, Minn.)	W	79-62
		Xavier (Midwest Region 2nd Round, Minneapolis, Minn.)	W	66-50
		Duke (Midwest Region Semifinal, Pontiac, Mich.)	L	67-81
NCAA	Georgetown	Vanderbilt (West Region 1st Round, Tucson, Ariz.)	W	70-60
		UNLV (West Region 2nd Round, Tucson, Ariz.)	L	54-62
NCAA	Pittsburgh	Georgia (Southeast Region 1st Round, Louisville, Ky.)	W	76-68 OT
		Kansas (Southeast Region 2nd Round, Louisville, Ky.)	L	66-77
NIT	Providence	James Madison (1st Round, Providence, R.I.)	W	98-93 20T
		West Virginia (2nd Round, Providence, R.I.)	W	85-79
		Oklahoma (3rd Round, Providence, R.I.)	L	74-83
NCAA	St. John's	Northern Illinois (Midwest Region 1st Round, Dayton, Ohio)	W	75-68
		Texas (Midwest Region 2nd Round, Dayton, Ohio)	W	84-76
		Ohio State (Midwest Region Semifinal, Pontiac, Mich.)	W	91-74
		Duke (Midwest Region Final, Pontiac, Mich.)	L	61-78
NCAA	Seton Hall	Pepperdine (West Region 1st Round, Salt Lake City, Utah)	W	71-51
		Creighton (West Region 2nd Round, Salt Lake City, Utah)	W	81-69
		Arizona (West Region Semifinal, Seattle, Wash.)	W	81-77
		UNLV (West Region Final, Seattle, Wash.)	L	65-77
NCAA	Syracuse	Richmond (East Region 1st Round, College Park, Md.)	L	69-73
NCAA	Villanova	Princeton (East Region 1st Round, Syracuse, N.Y.)	W	50-48
		North Carolina (East Region 2nd Round, Syracuse, N.Y.)	L	69-84

Final 16: Connecticut, St. John's, Seton Hall; **Final 8:** St. John's, Seton Hall



Arturas Karnishovas, Seton Hall

Postseason History



John Morton, Seton Hall

1989-90

NCAA Record: 7-6

NCAA	Connecticut	Boston University (East Region 1st Round, Hartford, Conn.)	W	76-52
		California (East Region 2nd Round, Hartford, Conn.)	W	74-54
		Clemson (East Region Semifinal, East Rutherford, N.J.)	W	71-70
		Duke (East Region Final, East Rutherford, N.J.)	L	78-79 OT
NCAA	Georgetown	Texas Southern (Midwest Region 1st Round, Indianapolis, Ind.)	W	70-52
		Xavier (Midwest Region 2nd Round, Indianapolis, Ind.)	L	71-74
NCAA	Providence	Ohio State (West Region 1st Round, Salt Lake City, Utah)	L	83-84 OT
NCAA	St. John's	Temple (East Region 1st Round, Atlanta, Ga.)	W	81-65
		Duke (East Region 2nd Round, Atlanta, Ga.)	L	72-76
NCAA	Syracuse	Coppin State (Southeast Region 1st Round, Richmond, Va.)	W	71-48
		Virginia (Southeast Region 2nd Round, Richmond, Va.)	W	63-61
		Minnesota (Southeast Region Semifinal, New Orleans, La.)	L	75-82
NCAA	Villanova	LSU (Southeast Regional, Knoxville, Tenn.)	L	63-70


Final 16: Connecticut, Syracuse; **Final 8:** Connecticut

1988-89

NCAA Record: 11-5 ; **NIT Record:** 9-2

NIT	Connecticut	Charlotte (1st Round, Charlotte, N.C.)	W	67-62
		California (2nd Round, Hartford, Conn.)	W	73-72
		UAB (3rd Round, Storrs, Conn.)	L	79-85
NCAA	Georgetown	Princeton (East Region 1st Round, Providence, R.I.)	W	50-49
		Notre Dame (East Region 1st Round, Providence, R.I.)	W	81-74
		NC State (East Region Semifinal, East Rutherford, N.J.)	W	69-61
		Duke (East Region Final, East Rutherford, N.J.)	L	77-85
NCAA	Pittsburgh	Ball State (Midwest Region 1st Round, Indianapolis, Ind.)	L	64-68
NCAA	Providence	Virginia (Southeast Region 1st Round, Nashville, Tenn.)	L	97-100
NIT	St. John's	Mississippi (1st Round, Jamaica, N.Y.)	W	70-67
		Oklahoma State (2nd Round, Jamaica, N.Y.)	W	76-64
		Ohio State (3rd Round, Columbus, Ohio)	W	83-80 OT
		UAB (Semifinals, MSG, New York, N.Y.)	W	76-65
		Saint Louis (Championship, MSG, New York, N.Y.)	W	73-65
NCAA	Seton Hall	SW Missouri State (West Region 1st Round, Tucson, Ariz.)	W	60-51
		Evansville (West Region 2nd Round, Tucson, Ariz.)	W	87-73
		Indiana (West Region Semifinal, Denver, Colo.)	W	78-65
		UNLV (West Region Final, Denver, Colo.)	W	84-61
		Duke (Final Four, Seattle, Wash.)	W	95-78
		Michigan (Final Four, Seattle, Wash.)	L	80-79 OT 2nd
NCAA	Syracuse	Bucknell (Midwest Region 1st Round, Dallas, Texas)	W	104-81
		Colorado State (Midwest Region 2nd Round, Dallas, Texas)	W	65-50
		Missouri (Midwest Region Semifinal, Minneapolis, Minn.)	W	83-80
		Illinois (Midwest Region Final, Minneapolis, Minn.)	L	86-89
NIT	Villanova	St. Peter's (1st Round, Villanova, Pa.)	W	76-56
		Penn State (2nd Round, Villanova, Pa.)	W	76-67
		Michigan State (3rd Round, Villanova, Pa.)	L	63-70

Final 16: Georgetown, Seton Hall, Syracuse; **Final 8:** Georgetown, Seton Hall, Syracuse; **Final 4:** Seton Hall; **Championship Game:** Seton Hall



Mark Tillmon, Georgetown

Postseason History

1987-88

NCAA Record: 7-6 ; **NIT Record:** 8-2 (including one game between BIG EAST teams)

NIT	Boston College	Siena (1st Round, Chestnut Hill, Mass.)	W	73-65
		Evansville (2nd Round, Evansville, Ind.)	W	86-81
		Middle Tennessee State (3rd Round, Murfreesboro, Tenn.)	W	78-69
		Connecticut (Semifinals, MSG, New York, N.Y.)	L	67-73
		Colorado State (Consolation, MSG, New York, N.Y.)	L	57-58
4th				
NIT	Connecticut	West Virginia (1st Round, Morgantown, W. Va.)	W	62-57
		Louisiana Tech (2nd Round, Hartford, Conn.)	W	65-59
		Virginia Commonwealth (3rd Round, Storrs, Conn.)	W	72-61
		Boston College (Semifinals, MSG, New York, N.Y.)	W	73-67
		Ohio State (Championship, MSG, New York, N.Y.)	W	72-67 1st
NCAA	Georgetown	LSU (East Region 1st Round, Hartford, Conn.)	W	66-63
		Temple (East Region 2nd Round, Hartford, Conn.)	L	53-74
NCAA	Pittsburgh	Eastern Michigan (Midwest Region 1st Round, Lincoln, Neb.)	W	108-90
		Vanderbilt (Midwest Region 2nd Round, Lincoln, Neb.)	L	74-80 OT
NCAA	St. John's	Florida (West Regional 1st Round, Salt Lake City, Utah)	L	59-62
NCAA	Seton Hall	UTEP (West Region 1st Round, Los Angeles, Calif.)	W	80-64
		Arizona (West Region 2nd Round, Los Angeles, Calif.)	L	55-84
NCAA	Syracuse	North Carolina A&T (East Region 1st Round, Chapel Hill, Mass.)	W	69-55
		Rhode Island (East Region 2nd Round, Chapel Hill, N.C.)	W	94-97
NCAA	Villanova	Arkansas (Southeast Region 1st Round, Cincinnati, Ohio)	W	82-74
		Illinois (Southeast Region 2nd Round, Cincinnati, Ohio)	W	66-63
		Kentucky (Southeast Region Semifinal, Birmingham, Ala.)	W	80-74
		Oklahoma (Southeast Region Final, Birmingham, Ala.)	L	59-78

Final 16: Villanova; **Final 8:** Villanova

1986-87

NCAA Record: 14-5 (including two games between BIG EAST teams); **NIT Record:** 0-2

NCAA	Georgetown	Bucknell (Southeast Region 1st Round, Atlanta, Ga.)	W	75-53
		Ohio State (Southeast Region 2nd Round, Atlanta, Ga.)	W	82-79
		Kansas (Southeast Region Semifinal, Louisville, Ky.)	W	70-57
		Providence (Southeast Region Final, Louisville, Ky.)	L	73-88
NCAA	Pittsburgh	Marist (West Region 1st Round, Tucson, Ariz.)	W	93-68
		Oklahoma (West Region 2nd Round, Tucson, Ariz.)	L	93-96
NCAA	Providence	UAB (Southeast Region 1st Round, Birmingham, Ala.)	W	90-68
		Austin Peay (Southeast Region 2nd Round, Birmingham, Ala.)	W	90-87 OT
		Alabama (Southeast Region Semifinal, Louisville, Ky.)	W	103-82
		Georgetown (Southeast Region Final, Louisville, Ky.)	W	88-73
		Syracuse (Final Four, New Orleans, La.)	L	63-77
NCAA	St. John's	Wichita State (Midwest Region 1st Round, Rosemont, Ill.)	W	57-55
		DePaul (Midwest Region 2nd Round, Rosemont, Ill.)	L	75-83 OT
NIT	Seton Hall	Niagara (1st Round, Buffalo, N.Y.)	L	65-74
NCAA	Syracuse	Georgia Southern (East Region 1st Round, Syracuse, N.Y.)	W	79-73
		Western Kentucky (East Region 2nd Round, Syracuse, N.Y.)	W	104-86
		Florida (East Region Semifinal, East Rutherford, N.J.)	W	87-81
		North Carolina (East Region Final, East Rutherford, N.J.)	W	79-75
		Providence (Final Four, New Orleans, La.)	W	77-63
		Indiana (Final Four, New Orleans, La.)	L	73-74

2nd

NIT Villanova La Salle (1st Round, Villanova, Pa.) L 84-86

Final 16: Georgetown, Providence, Syracuse; **Final 8:** Georgetown, Providence, Syracuse; **Final 4:** Providence, Syracuse;

Championship Game: Syracuse



Doug West, Villanova



Mark Bryant, Seton Hall

Postseason History



Mark Jackson, St. John's

1985-86

NCAA Record: 4-4 ; **NIT Record:** 2-2

NCAA	Georgetown	Texas Tech (Midwest Region 1st Round, Dayton, Ohio)	W	70-64
		Michigan State (Midwest Region 2nd Round, Dayton, Ohio)	L	68-80
NIT	Pittsburgh	Southwest Missouri State (1st Round, Springfield, Mo.)	L	53-59
NIT	Providence	Boston University (1st Round, Providence, R.I.)	W	72-69
		George Mason (2nd Round, Providence, R.I.)	W	90-71
		Louisiana Tech (3rd Round, Providence, R.I.)	L	63-64
NCAA	St. John's	Montana State (West Region 1st Round, Long Beach, Calif.)	W	83-74
		Auburn (West Region 2nd Round, Long Beach, Calif.)	L	65-81
NCAA	Syracuse	Brown (East Region 1st Round, Syracuse, N.Y.)	W	101-52
		Navy (East Region 2nd Round, Syracuse, N.Y.)	L	85-97
NCAA	Villanova	Virginia Tech (Southeast Region 1st Round, Baton Rouge, La.)	W	71-62
		Georgia Tech (Southeast Region 2nd Round, Baton Rouge, La.)	L	61-66

1984-85

NCAA Record: 18-5 (including two games between BIG EAST teams)

NCAA	Boston College	Texas Tech (Midwest Region 1st Round, Houston)	W	55-53
		Duke (Midwest Region 2nd Round, Houston)	W	74-73
		Memphis State (Midwest Region Semifinal, Dallas, Texas)	L	57-59
NCAA	Georgetown	Lehigh (East Region 1st Round, Hartford, Conn.)	W	68-43
		Temple (East Region 2nd Round, Hartford, Conn.)	W	63-46
		Loyola (East Region Semifinal, Providence, R.I.)	W	65-53
		Georgia Tech (East Region Final, Providence, R.I.)	W	60-54
		St. John's (Final Four, Lexington, Ky.)	W	77-59
		Villanova (Final Four, Lexington, Ky.)	L	64-66
2nd				
NCAA	Pittsburgh	Louisiana Tech (Midwest Region 1st Round, Tulsa, Okla.)	L	54-78
NCAA	St. John's	Southern (West Region 1st Round, Salt Lake City, Utah)	W	83-59
		Arkansas (West Region 2nd Round, Salt Lake City, Utah)	W	68-65
		Kentucky (West Region Semifinal, Denver, Colo.)	W	86-70
		NC State (West Region Final, Denver, Colo.)	W	69-60
		Georgetown (Final Four, Lexington, Ky.)	L	59-77
NCAA	Syracuse	DePaul (East Region 1st Round, Atlanta, Ga.)	W	70-65
		Georgia Tech (East Region 2nd Round, Atlanta, Ga.)	L	53-70
NCAA	Villanova	Dayton (Southeast Region 1st Round, Dayton, Ohio)	W	51-49
		Michigan (Southeast Region 2nd Round, Dayton, Ohio)	W	59-55
		Maryland (Southeast Region Semifinal, Birmingham, Ala.)	W	46-43
		North Carolina (Southeast Region Final, Birmingham, Ala.)	W	56-44
		Memphis State (Final Four, Lexington, Ky.)	W	52-45
		Georgetown (Final Four, Lexington, Ky.)	W	66-64

1st

Final 16: Boston College, Georgetown, St. John's, Villanova; **Final 8:** Georgetown, St. John's, Villanova;


Final 4: Georgetown, St. John's, Villanova; **Championship Game:** Georgetown, Villanova; **Champion:** Villanova

1983-84

NCAA Record: 7-3 ; **NIT Record:** 3-2

NIT	Boston College	St. Joseph's (1st Round, Philadelphia, Pa.)	W	76-63
		Notre Dame (2nd Round, Chestnut Hill, Mass.)	L	52-66
NCAA	Georgetown	SMU (West Region 2nd round, Pullman, Wash.)	W	37-36
		UNLV (West Region Semifinal, Los Angeles, Calif.)	W	62-48
		Dayton (West Region Final, Los Angeles, Calif.)	W	61-49
		Kentucky (Final Four, Seattle, Wash.)	W	53-40
		Houston (Final Four, Seattle, Wash.)	W	84-75
1st				
NIT	Pittsburgh	La Salle (1st Round, Philadelphia, Pa.)	W	95-91
		Florida State (2nd Round, Greensboro, N.C.)	W	66-63
		Notre Dame (3rd Round, Pittsburgh, Pa.)	L	64-72
NCAA	St. John's	Temple (East Region 1st Round, Charlotte, N.C.)	L	63-65
NCAA	Syracuse	VCU (East Region 2nd round, East Rutherford, N.J.)	W	78-63
		Virginia (East Region Semifinal, Atlanta, Ga.)	L	55-63
NCAA	Villanova	Marshall (Mideast Region 1st Round, Milwaukee, Wis.)	W	84-72
		Illinois (Mideast Region 2nd Round, Milwaukee, Wis.)	L	56-64

Final 16: Georgetown, Syracuse; **Final 8:** Georgetown; **Final 4:** Georgetown; **Champion:** Georgetown



Reggie Williams, Georgetown

Postseason History

1982-83

NCAA Record: 6-5

NCAA	Boston College	Princeton (West Region 2nd Round, Corvallis, Ore.)	W	51-42
		Virginia (West Region Semifinal, Ogden, Utah)	L	92-95
NCAA	Georgetown	Alcorn State (Mideast Region 1st Round, Louisville, Ky.)	W	68-63
		Memphis State (Mideast Region 2nd Round, Louisville, Ky.)	L	57-66
NCAA	St. John's	Rutgers (East Region 2nd Round, Hartford, Conn.)	W	66-55
		Georgia (East Region Semifinal, Syracuse, N.Y.)	L	67-70
NCAA	Syracuse	Morehead State (East Region 1st Round, Hartford, Conn.)	W	74-59
		Ohio State (East Region 2nd Round, Hartford, Conn.)	L	74-79
NCAA	Villanova	Lamar (Midwest Region 2nd round, Houston, Texas)	W	60-58
		Iowa (Midwest Region Semifinal, Kansas City, Mo.)	W	55-54
		Houston (Midwest Region Final, Kansas City, Mo.)	L	71-89

Final 16: Boston College, St. John's, Villanova; **Final 8:** Villanova

1981-82

NCAA Record: 10-4 ; **NIT Record:** 1-2

NCAA	Boston College	San Francisco (Midwest Region 1st Round, Dallas, Texas)	W	80-66
		DePaul (Midwest Region 2nd Round, Dallas, Texas)	W	82-75
		Kansas State (Midwest Region Semifinal, St. Louis, Mo.)	W	69-65
		Houston (Midwest Region Final, St. Louis, Mo.)	L	92-99
NIT	Connecticut	Dayton (1st Round, Dayton, Ohio)	L	75-76 OT
NCAA	Georgetown	Wyoming (West Region 2nd round, Logan, Utah)	W	51-43
		Fresno State (West Region Semifinal, Provo, Utah)	W	58-40
		Oregon State (West Region Final, Provo, Utah)	W	69-45
		Louisville (Final Four, New Orleans, La.)	W	50-46
		North Carolina (Final Four, New Orleans, La.)	L	62-63

2nd				
NCAA	St. John's	Penn (East Region 1st Round, Uniondale, N.Y.)	W	66-56
		Alabama (East Region 2nd Round, Uniondale, N.Y.)	L	68-69
NIT	Syracuse	St. Peter's (1st Round, Syracuse, N.Y.)	W	84-75
		Bradley (2nd Round, Syracuse, N.Y.)	L	81-95
NCAA	Villanova	Northeastern (East Region 2nd Round, Uniondale, N.Y.)	W	76-72 3OT
		Memphis State (East Region Semifinal, Raleigh, N.C.)	W	70-66 OT
		North Carolina (East Region Final, Raleigh, N.C.)	L	60-70

Final 16: Boston College, Georgetown, Villanova; **Final 8:** Boston College, Georgetown, Villanova; **Final 4:** Georgetown; **Championship Game:** Georgetown

1980-81

NCAA Record: 3-3 ; **NIT Record:** 5-3

NCAA	Boston College	Ball State (Mideast Region 1st Round, Tuscaloosa, Ala.)	W	93-90
		Wake Forest (Mideast Regional, 2nd Round, Tuscaloosa, Ala.)	W	67-64
		St. Joseph's (Mideast Region Semifinal, Bloomington, Ind.)	L	41-42
NIT	Connecticut	South Florida (1st Round, Tampa, Fla.)	W	65-55
		Minnesota (2nd Round, Hartford, Conn.)	L	66-84
NCAA	Georgetown	James Madison (East Region 1st Round, Providence, R.I.)	L	55-61
NIT	St. John's	Alabama (1st Round, Jamaica, N.Y.)	L	69-73 OT
NIT	Syracuse	Marquette (1st Round, Syracuse, N.Y.)	W	88-81
		Holy Cross (2nd Round, Syracuse, N.Y.)	W	77-57
		Michigan (3rd Round, Syracuse, N.Y.)	W	91-76
		Purdue (Semifinals, MSG, New York, N.Y.)	W	70-63
		Tulsa (Championship, MSG, New York, N.Y.)	L	84-86 OT 2nd
NCAA	Villanova	Houston (East Region 1st Round, Charlotte, N.C.)	W	90-72
		Virginia (East Region 2nd Round, Charlotte, N.C.)	L	50-54


Final 16: Boston College

1979-80


NCAA Record: 3-3 ; **NIT Record:** 1-2

NIT	Boston College	Boston University (1st Round, Chestnut Hill, Mass.)	W	95-74
		Virginia (2nd Round, Charlottesville, Va.)	L	55-57
NIT	Connecticut	St. Peter's (1st Round, Storrs, Conn.)	L	56-71
NCAA	Georgetown	Iona (East Region 2nd Round, Providence, R.I.)	W	74-71
		Maryland (East Region Semifinal, Philadelphia, Pa.)	W	74-68
		Iowa (East Region Final, Philadelphia, Pa.)	L	80-81
NCAA	St. John's	Purdue (Midwest Region 2nd Round, West Lafayette, Ind.)	L	72-87
NCAA	Syracuse	Villanova (East Region 2nd Round, Providence, R.I.)	W	97-83
		Iowa (East Region Semifinal, Philadelphia, Pa.)	L	77-88

Final 16: Georgetown, Syracuse; **Final 8:** Georgetown



Eric Floyd, Georgetown



Willie Glass, St. John's

Postseason Awards

CONSENSUS ALL-AMERICA

Teams used for consensus selections: Associated Press, 1948-2012; United Press International, 1949-97; National Association of Basketball Coaches, 1957-2012; U.S. Basketball Writers Association, 1960-2012. Sporting News 1943-46, 1997-2012.

- 2014 Doug McDermott (Creighton), 1st Team
- 2013 Otto Porter (Georgetown), 1st Team
- 2012 Kevin Jones (West Virginia), 2nd Team
- 2011 Kemba Walker (Connecticut), 1st Team*
Ben Hansbrough (Notre Dame), 2nd Team
- 2010 Wes Johnson (Syracuse), 1st Team
Scottie Reynolds (Villanova), 1st Team*
Luke Harangody (Notre Dame), 2nd Team
- 2009 DeJuan Blair (Pittsburgh), 1st Team
Luke Harangody (Notre Dame), 2nd Team
Hasheem Thabeet (Connecticut), 2nd Team
- 2008 Luke Harangody (Notre Dame), 2nd Team
- 2006 Randy Foye (Villanova), 1st Team*
Rudy Gay (Connecticut), 2nd Team
Allan Ray (Villanova), 2nd Team
- 2005 Hakim Warrick (Syracuse), 2nd Team
- 2004 Ryan Gomes (Providence), 1st Team
Emeka Okafor (Connecticut), 1st Team
- 2003 Carmelo Anthony (Syracuse), 2nd Team
Troy Bell (Boston College), 2nd Team
- 2000 Troy Murphy (Notre Dame), 1st Team
- 2001 Troy Murphy (Notre Dame), 1st Team
Troy Bell (Boston College), 2nd Team
Michael Bradley (Villanova), 2nd Team
- 2000 Troy Murphy (Notre Dame), 1st Team
- 1999 Richard Hamilton (Connecticut), 1st team
- 1998 Pat Garrity (Notre Dame), 2nd Team
Richard Hamilton (Connecticut), 2nd Team
- 1996 Ray Allen (Connecticut), 1st team
Allen Iverson (Georgetown), 1st team
Kerry Kittles (Villanova), 1st team
John Wallace (Syracuse), 2nd team
- 1994 Donyell Marshall (Connecticut), 1st team
- 1993 Terry Dehere (Seton Hall), 2nd team
- 1992 Alonzo Mourning (Georgetown), 1st team
- 1991 Billy Owens (Syracuse), 1st team
- 1990 Derrick Coleman (Syracuse), 1st team
Alonzo Mourning (Georgetown), 2nd team
- 1989 Sherman Douglas (Syracuse), 2nd team
- 1988 Rony Seikaly (Syracuse), 2nd team
Jerome Lane (Pittsburgh), 2nd team
- 1987 Reggie Williams (Georgetown), 1st team
Mark Jackson (St. John's), 2nd team
- 1986 Walter Berry (St. John's), 1st team
- 1985 Chris Mullin (St. John's), 1st team
Patrick Ewing (Georgetown), 1st team
Dwayne Washington (Syracuse), 2nd team
- 1984 Patrick Ewing (Georgetown), 1st team
Chris Mullin (St. John's), 2nd team
- 1983 Patrick Ewing (Georgetown), 1st team
- 1982 Eric Floyd (Georgetown), 1st team

NCAA POSTGRADUATE SCHOLARSHIP WINNERS

- 2006 Joe Herber (West Virginia)
- 1986 Joey David (Pittsburgh)
- 1983 John Pinone (Villanova)
- 1981 Frank Gilroy (St. John's),
Dan Schayes (Syracuse)
- 1980 James Sweeney (Boston College)

EASTMAN AWARD

- 1985 Patrick Ewing (Georgetown)
- 1986 Walter Berry (St. John's)

JOHN WOODEN AWARD

- 2014 Doug McDermott (Creighton)
- 1986 Walter Berry (St. John's)
- 1985 Chris Mullin (St. John's)

AP PLAYER OF THE YEAR

- 2014 Doug McDermott (Creighton)
- 1986 Walter Berry (St. John's)
- 1985 Patrick Ewing (Georgetown)

UPI PLAYER OF THE YEAR

- 1986 Walter Berry (St. John's)
- 1985 Chris Mullin (St. John's)

NABC PLAYER OF THE YEAR

- 2014 Doug McDermott (Creighton)
- 2004 Emeka Okafor (Connecticut)
- 1986 Walter Berry (St. John's)
- 1985 Patrick Ewing (Georgetown)

USBWA PLAYER OF THE YEAR

- 2014 Doug McDermott (Creighton)
- 1986 Walter Berry (St. John's)
- 1985 Chris Mullin (St. John's)

USBWA MOST COURAGEOUS ATHLETE

- 1999 Jacky Kaba (Seton Hall)
- 1994 Orlando Antigua (Pittsburgh)
- 1991 Eric Murdock (Providence)

BASKETBALL WEEKLY PLAYER OF THE YEAR

- 1985 Patrick Ewing (Georgetown)
- 1986 Walter Berry (St. John's)

BASKETBALL TIMES PLAYER OF THE YEAR

- 1990 Derrick Coleman (Syracuse)
- 1985 Patrick Ewing (Georgetown)

SPORTING NEWS PLAYER OF THE YEAR

- 2014 Doug McDermott (Creighton)
 - 1986 Walter Berry (St. John's)
 - 1985 Patrick Ewing (Georgetown)
- Prior to BIG EAST formation:**
- 1950 Paul Arizin (Villanova)

NAISMITH AWARD

- 2014 Doug McDermott (Creighton)
- 1985 Patrick Ewing (Georgetown)

FRANCES POMEROY NAISMITH AWARD

- 1980 Jim Sweeney (Boston College)
- Prior to BIG EAST formation:**
- 1976 Frank Alagia (St. John's)

BIG EAST MEN'S BASKETBALL SCHOLAR-ATHLETE OF THE YEAR

- 2014 Alex Barlow (Butler)
- 2013 Peyton Siva (Louisville)
- 2012 Tim Abromaitis (Notre Dame)
- 2011 Tim Abromaitis (Notre Dame)
- 2010 Tim Abromaitis (Notre Dame)
- 2009 Alex Ruoff (West Virginia)
- 2008 Ted Talkington (West Virginia)
- 2007 Aaron Gray (Georgetown)
- 2006 Joe Herber (West Virginia)
- 2005 Craig Forth (Syracuse)
- 2004 Emeka Okafor (Connecticut)
- 2003 Emeka Okafor (Connecticut)
- 2002 Carlton Carter (Virginia Tech)
- 2001 Ruben Boumtje Boumtje (Georgetown)
- 2000 Lavor Postell (St. John's)
- 1999 Rob Hodgson (Rutgers)
- 1998 Pat Garrity (Notre Dame)
- 1997 Ya Ya Dia (Georgetown)
- 1996 Adrian Griffin (Seton Hall)
- 1995 Marc Molinsky (Boston College)
- 1994 Arturas Karnishovas (Seton Hall)
- 1993 Arturas Karnishovas (Seton Hall)
- 1992 Darren Morningstar (Pittsburgh)
- 1991 Greg Woodard (Villanova)
- 1990 Stephen Thompson (Syracuse)
- 1989 Ramon Ramos (Seton Hall)
- 1988 Mark Plansky (Villanova)
- 1987 Harold Jensen (Villanova)
- 1986 Ron Rowan (St. John's)
- 1985 Mike Moses (St. John's)

BIG EAST SCHOLAR-ATHLETE OF THE YEAR

- 1987 Harold Jensen (Villanova)
- 1985 Joey David (Pittsburgh)

OLYMPIANS

- 2012 Carmelo Anthony (Syracuse), USA gold medal
Rimas Kaukenas (Seton Hall), Lithuania
Andrew Sullivan (Villanova), Great Britain
- 2008 Carmelo Anthony (Syracuse), USA gold medal
- 2004 Emeka Okafor (Connecticut), Allen Iverson (Georgetown), Carmelo Anthony (Syracuse), USA bronze medal
- 2000 Ray Allen (Connecticut) & Alonzo Mourning (Georgetown), USA gold medal
Andrew Gaze (Seton Hall), Australia
Rowan Barrett (St. John's), Canada
- 1996 Arturas Karnishovas (Seton Hall), Lithuania bronze medal
Andrew Gaze (Seton Hall) Australia
- 1992 Chris Mullin (St. John's) & Patrick Ewing (Georgetown), USA gold medal
Arturas Karnishovas (Seton Hall), Lithuania bronze medal
- 1988 Charles Smith (Georgetown), USA bronze medal
Charles Smith (Pittsburgh), USA bronze medal
Vincente Ithier (Connecticut), Puerto Rico
Ramon Ramos (Seton Hall), Puerto Rico
Andrew Gaze (Seton Hall), Australia
- 1984 Chris Mullin (St. John's) & Patrick Ewing (Georgetown), USA gold medal
Bill Wennington (St. John's), Canada

All-America Selections

Five organizations have been used during BIG EAST history to name All-America selections. They are the Associated Press, United Press International, The Sporting News, United States Basketball Writers Association and the National Association of Basketball Coaches. The Sporting News replaced UPI in 1997. A total of 300 athletes have earned distinction, with the complete list below.

ASSOCIATED PRESS (80)

- 2014 Doug McDermott, Creighton (First Team)
- 2013 Otto Porter, Georgetown (First Team)
- 2012 Kris Joseph, Syracuse (2nd Team)
Kevin Jones, West Virginia (2nd Team)
Jae Crowder, Marquette (3rd Team)
- 2011 Kemba Walker, Connecticut (1st Team)
Ben Hansbrough, Notre Dame (2nd Team)
Marshon Brooks, Providence (3rd Team)
- 2010 Wes Johnson, Syracuse (1st Team)
Scottie Reynolds, Villanova (1st Team)
Da'Sean Butler, West Virginia (2nd Team)
Greg Monroe, Georgetown (3rd Team)
Luke Harangody, Notre Dame (3rd Team)
- 2009 DeJuan Blair, Pittsburgh (1st Team)
Hasheem Thabeet, Connecticut (2nd Team)
Luke Harangody, Notre Dame (2nd Team)
Jerel McNeal, Marquette (2nd Team)
Terrence Williams, Louisville (3rd Team)
Sam Young, Pittsburgh (3rd Team)
- 2008 Luke Harangody, Notre Dame (2nd Team)
Roy Hibbert, Georgetown (2nd Team)
- 2007 Aaron Gray, Pittsburgh (3rd Team)
Jeff Green, Georgetown (3rd Team)
- 2006 Randy Foye, Villanova (1st Team)
Rudy Gay, Connecticut (2nd Team)
Allan Ray, Villanova (3rd Team)
- 2005 Hakim Warrick, Syracuse (1st Team)
- 2004 Emeka Okafor, Connecticut (1st Team)
Ryan Gomes, Providence (1st Team)
Hakim Warrick, Syracuse (3rd Team)
- 2003 Carmelo Anthony, Syracuse (2nd Team)
Troy Bell, Boston College (2nd Team)
- 2002 Brandin Knight, Pittsburgh (3rd Team)
- 2001 Troy Murphy, Notre Dame (1st Team)
Troy Bell, Boston College (2nd Team)
Michael Bradley, Villanova (2nd Team)
- 2000 Troy Murphy, Notre Dame (1st Team)
- 1999 Richard Hamilton, Connecticut (1st Team)
Tim James, Miami (3rd Team)
Ron Artest, St. John's (3rd Team)
- 1998 Richard Hamilton, Connecticut (2nd Team)
Pat Garrity, Notre Dame (2nd Team)
- 1996 Ray Allen, Connecticut (1st Team)
Allen Iverson, Georgetown (1st Team)
Kerry Kittles, Villanova (1st Team)
John Wallace, Syracuse (2nd Team)
- 1995 Kerry Kittles, Villanova (2nd Team)
Ray Allen, Connecticut (3rd Team)
Lawrence Moten, Syracuse (3rd Team)
- 1994 Donyell Marshall, Connecticut (1st Team)
- 1993 Terry Dehere, Seton Hall (2nd Team)
- 1992 Alonzo Mourning, Georgetown (1st Team)
Malik Sealy, St. John's (3rd Team)
- 1991 Billy Owens, Syracuse (1st Team)
Eric Murdock, Providence (2nd Team)
Dikembe Mutombo, Georgetown (3rd Team)
- 1980 Reggie Carter, St. John's (2nd Team)

- 1990 Derrick Coleman, Syracuse (1st Team)
Alonzo Mourning, Georgetown (2nd Team)
- 1989 Sherman Douglas, Syracuse (1st Team)
Charles Smith, Georgetown (2nd Team)
Alonzo Mourning, Georgetown (3rd Team)
- 1988 Jerome Lane, Pittsburgh (2nd Team)
Sherman Douglas, Syracuse (3rd Team)
- 1987 Reggie Williams, Georgetown (1st Team)
Mark Jackson, St. John's (2nd Team)
Jerome Lane, Pittsburgh (3rd Team)
- 1986 Walter Berry, St. John's (1st Team)
Dwayne Washington, Syracuse (3rd Team)
- 1985 Patrick Ewing, Georgetown (1st Team)
Chris Mullin, St. John's (1st Team)
Dwayne Washington, Syracuse (3rd Team)
- 1984 Patrick Ewing, Georgetown (1st Team)
Chris Mullin, St. John's (2nd Team)
- 1983 Patrick Ewing, Georgetown (1st Team)
John Pinone, Villanova (3rd Team)
- 1982 Eric Floyd, Georgetown (1st Team)
Dan Callandrillo, Seton Hall (3rd Team)
- 1981 Eric Floyd, Georgetown (2nd Team)

UNITED PRESS INTERNATIONAL (38)

- 1996 Ray Allen, Connecticut (1st Team)
Allen Iverson, Georgetown (1st Team)
Kerry Kittles, Villanova (2nd Team)
Doron Sheffer, Connecticut (3rd Team)
John Wallace, Syracuse (3rd Team)
- 1995 Kerry Kittles, Villanova (2nd Team)
Ray Allen, Connecticut (3rd Team)
- 1994 Donyell Marshall, Connecticut (1st Team)
- 1993 Terry Dehere, Seton Hall (2nd Team)
- 1992 Alonzo Mourning, Georgetown (1st Team)
Malik Sealy, St. John's (2nd Team)
- 1991 Billy Owens, Syracuse (1st Team)
Eric Murdock, Providence (2nd Team)
Dikembe Mutombo, Georgetown (3rd Team)
- 1990 Derrick Coleman, Syracuse (1st Team)
Billy Owens, Syracuse (3rd Team)
- 1989 Derrick Coleman, Syracuse (2nd Team)
Charles Smith, Georgetown (2nd Team)
Alonzo Mourning, Georgetown (3rd Team)
- 1988 Sherman Douglas, Syracuse (2nd Team)
Rony Seikaly, Syracuse (3rd Team)
- 1987 Reggie Williams, Georgetown (1st Team)
Mark Jackson, St. John's (2nd Team)
Jerome Lane, Pittsburgh (3rd Team)
- 1986 Walter Berry, St. John's (1st Team)
Dwayne Washington, Syracuse (2nd Team)
- 1985 Patrick Ewing, Georgetown (1st Team)
Chris Mullin, St. John's (1st Team)
Dwayne Washington, Syracuse (2nd Team)
- 1984 Patrick Ewing, Georgetown (1st Team)
Chris Mullin, St. John's (1st Team)
- 1983 Patrick Ewing, Georgetown (2nd Team)
Chris Mullin, St. John's (3rd Team)
- 1982 Eric Floyd, Georgetown (1st Team)
Dan Callandrillo, Seton Hall (3rd Team)
- 1980 Reggie Carter, St. John's (2nd Team)
Roosevelt Bouie, Syracuse (3rd Team)

SPORTING NEWS (35)

- (replaced the UPI Team in 1997)
- 2014 Doug McDermott, Creighton (First Team)
- 2013 Otto Porter, Georgetown (First Team)
- 2012 Jae Crowder, Marquette (2nd Team)
Kevin Jones, West Virginia (3rd Team)
- 2011 Kemba Walker, Connecticut (1st Team)
Ben Hansbrough, Notre Dame (2nd Team)
- 2010 Scottie Reynolds, Villanova (1st Team)
Wes Johnson, Syracuse (2nd Team)
Luke Harangody, Notre Dame (3rd Team)
- 2009 DeJuan Blair, Pittsburgh (1st Team)
Hasheem Thabeet, Connecticut (2nd Team)
Jerel McNeal, Marquette (2nd Team)
Luke Harangody, Notre Dame (3rd Team)
Sam Young, Pittsburgh (3rd Team)
- 2008 Luke Harangody, Notre Dame (2nd Team)
- 2006 Randy Foye, Villanova (1st Team)
Allan Ray, Villanova (2nd Team)
- 2005 Hakim Warrick, Syracuse (2nd Team)
- 2004 Emeka Okafor, Connecticut (1st Team)
Ryan Gomes, Providence (1st Team)
Hakim Warrick, Syracuse (2nd Team)
Andre Barrett, Seton Hall (3rd Team)
- 2003 Carmelo Anthony, Syracuse (1st Team)
Troy Bell, Boston College (2nd Team)
Mike Sweetney, Georgetown (3rd Team)
- 2002 Caron Butler, Connecticut (2nd Team)
Brandin Knight, Pittsburgh (2nd Team)
- 2001 Troy Murphy, Notre Dame (1st Team)
Troy Bell, Boston College (2nd Team)
Michael Bradley, Villanova (2nd Team)
- 2000 Troy Murphy, Notre Dame (2nd Team)
- 1999 Richard Hamilton, Connecticut (1st Team)
- 1998 Richard Hamilton, Connecticut (2nd Team)
Pat Garrity, Notre Dame (2nd Team)

U.S. BASKETBALL WRITERS' ASSOCIATION (54)

- 2013 Otto Porter, Georgetown (First Team)
- 2012 Kevin Jones, West Virginia (2nd Team)
- 2011 Kemba Walker, Connecticut (1st Team)
Ben Hansbrough, Notre Dame (2nd Team)
- 2010 Wes Johnson, Syracuse (1st Team)
Scottie Reynolds, Villanova (1st Team)
Luke Harangody, Notre Dame (2nd Team)
- 2009 DeJuan Blair, Pittsburgh (1st Team)
Luke Harangody, Notre Dame (2nd Team)
Hasheem Thabeet, Connecticut (2nd Team)
- 2008 Luke Harangody, Notre Dame (2nd Team)
A.J. Price, Connecticut (2nd Team)
- 2007 Jeff Green, Georgetown (2nd Team)
- 2006 Randy Foye, Villanova (1st Team)
Rudy Gay, Connecticut (2nd Team)
- 2005 Hakim Warrick, Syracuse (2nd Team)
- 2004 Emeka Okafor, Connecticut (1st Team)
Ryan Gomes Providence (1st Team)
- 2003 Carmelo Anthony, Syracuse (2nd Team)
Troy Bell, Boston College (2nd Team)
- 2001 Troy Murphy, Notre Dame (1st Team)
Troy Bell, Boston College (2nd Team)
Michael Bradley, Villanova (2nd Team)
- 2000 Troy Murphy, Notre Dame (1st Team)
- 1999 Richard Hamilton, Connecticut (1st Team)

All-America Selections



- 1998 Richard Hamilton, Connecticut (2nd Team)
Pat Garrity, Notre Dame (3rd Team)
- 1996 Ray Allen, Connecticut (1st Team)
Allen Iverson, Georgetown (1st Team)
Kerry Kittles, Villanova (2nd Team)
John Wallace, Syracuse (2nd Team)
- 1995 Kerry Kittles, Villanova (2nd Team) 1994
Donyell Marshall, Connecticut (1st Team)
- 1992 Alonzo Mourning, Georgetown (1st Team)
Malik Sealy, St. John's (2nd Team)
- 1991 Billy Owens, Syracuse (1st Team)
Eric Murdock, Providence (2nd Team)
- 1990 Derrick Coleman, Syracuse (1st Team)
- 1988 Rony Seikaly, Syracuse (2nd Team)
Jerome Lane, Pittsburgh (2nd Team)
- 1987 Reggie Williams, Georgetown (1st Team)
Mark Jackson, St. John's (2nd Team)
- 1986 Walter Berry, St. John's (1st Team)
- 1985 Patrick Ewing, Georgetown (1st Team)
Chris Mullin, St. John's (1st Team)
Dwayne Washington, Syracuse (2nd Team)
- 1984 Patrick Ewing, Georgetown (1st Team)
Chris Mullin, St. John's (2nd Team)
- 1983 Patrick Ewing, Georgetown
- 1982 Eric Floyd, Georgetown
- 1980 Reggie Carter, St. John's

NATIONAL ASSOCIATION OF BASKETBALL COACHES (79)

- 2014 Doug McDermott, Creighton (First Team)
- 2013 Otto Porter, Georgetown (First Team)
- 2012 Kevin Jones, West Virginia (2nd Team)
Jae Crowder, Marquette (3rd Team)
- 2011 Kemba Walker, Connecticut (1st Team)
Ben Hansbrough, Notre Dame (2nd Team)
- 2010 Wes Johnson, Syracuse (1st Team)
Scottie Reynolds, Villanova (1st Team)
Da'Sean Butler, West Virginia (3rd Team)
Luke Harangody, Notre Dame (3rd Team)
Greg Monroe, Georgetown (3rd Team)

- 2009 Hasheem Thabeet, Connecticut (1st Team)
DeJuan Blair, Pittsburgh (2nd Team)
Luke Harangody, Notre Dame (3rd Team)
Jerel McNeal, Marquette (3rd Team)
Terrenc Williams, Louisville (3rd Team)
- 2008 Luke Harangody, Notre Dame (1st Team)
Roy Hibbert, Georgetown (2nd Team)
- 2007 Aaron Gray, Pittsburgh (3rd Team)
Jeff Green, Georgetown (3rd Team)
- 2006 Rudy Gay, Connecticut (1st Team)
Randy Foye, Villanova (1st Team)
Allan Ray, Villanova (2nd Team)
Kevin Pittsnogle, West Virginia (3rd Team)
- 2005 Hakim Warrick, Syracuse (1st Team)
Craig Smith, Boston College (2nd Team)
- 2004 Emeka Okafor, Connecticut (1st Team)
Ryan Gomes, Providence (2nd Team)
Hakim Warrick, Syracuse (3rd Team)
- 2003 Carmelo Anthony, Syracuse (2nd Team)
Mike Sweetney, Georgetown (2nd Team)
Emeka Okafor, Connecticut (3rd Team)
- 2001 Troy Murphy, Notre Dame (1st Team)
Troy Bell, Boston College (2nd Team)
Michael Bradley, Villanova (2nd Team)
- 2000 Troy Murphy, Notre Dame (2nd Team)
Eton Thomas, Syracuse (3rd Team)
- 1999 Richard Hamilton, Connecticut (1st Team)
Tim James, Miami (3rd Team)
Ron Artest, St. John's (3rd Team)
- 1998 Richard Hamilton, Connecticut (2nd Team)
Pat Garrity, Notre Dame (2nd Team)
- 1996 Ray Allen, Connecticut (1st Team)
Allen Iverson, Georgetown (1st Team)
Kerry Kittles, Villanova (1st Team)
John Wallace, Syracuse (2nd Team)
- 1995 Kerry Kittles, Villanova (2nd Team)
Ray Allen, Connecticut (3rd Team)
Lawrence Moten, Syracuse (3rd Team)
- 1994 Donyell Marshall, Connecticut (1st Team)
Bill Curley, Boston College (3rd Team)

- 1993 Terry Dehere, Seton Hall (3rd Team)
- 1992 Alonzo Mourning, Georgetown (2nd Team)
- 1991 Billy Owens, Syracuse (1st Team)
Alonzo Mourning, Georgetown (3rd Team)
Eric Murdock, Providence (3rd Team)
- 1990 Derrick Coleman, Syracuse (1st Team)
Alonzo Mourning, Georgetown (1st Team)
Billy Owens, Syracuse (3rd Team)
- 1989 Derrick Coleman, Syracuse (3rd Team)
Sherman Douglas, Syracuse (3rd Team)
- 1988 Rony Seikaly, Syracuse (2nd Team)
Charles Smith, Pittsburgh (2nd Team)
- 1987 Reggie Williams, Georgetown (1st Team)
Mark Jackson, St. John's (2nd Team)
Jerome Lane, Pittsburgh (3rd Team)
- 1986 Walter Berry, St. John's (1st Team)
Dwayne Washington, Syracuse (3rd Team)
- 1985 Patrick Ewing, Georgetown (1st Team)
Chris Mullin, St. John's (1st Team)
Dwayne Washington, Syracuse (3rd Team)
- 1984 Patrick Ewing, Georgetown (1st Team)
Chris Mullin, St. John's (1st Team)
- 1983 Patrick Ewing, Georgetown (1st Team)
- 1982 Eric Floyd, Georgetown (1st Team)
John Bagley, Boston College (3rd Team)
Dan Callandrillo, Seton Hall (3rd Team)
- 1980 Roosevelt Bouie, Syracuse (3rd Team)


COSIDA ACADEMIC

ALL-AMERICA TEAM (24)

- 2011 Tim Abromaitis, Notre Dame (1st Team)
- 2010 Tim Abromaitis, Notre Dame (1st Team)
- 2009 Alex Ruoff, West Virginia (1st Team)
- 2008 Alex Ruoff, West Virginia (3rd Team)
- 2006 Chris Quinn, Notre Dame (1st Team)
Johannes Herber, West Virginia (1st Team)
- 2005 Johannes Herber, West Virginia (1st Team)
Craig Forth, Syracuse (2nd Team)
- 2004 Emeka Okafor, Connecticut (1st Team)
Craig Forth, Syracuse (3rd Team)
Joe Herber, West Virginia (3rd Team)
- 2003 Emeka Okafor, Connecticut (1st Team)
James Jones, Miami (2nd Team)
- 1998 Pat Garrity, Notre Dame (1st Team)
Damian Owens, West Virginia (2nd Team)
- 1997 Pat Garrity, Notre Dame (1st Team)
- 1994 Arturas Karnishovas, Seton Hall (2nd Team)
- 1987 Harold Jensen, Villanova (1st Team)
- 1986 Harold Jensen, Villanova (1st Team)
Joey David, Pittsburgh (2nd Team)
- 1983 John Pinone, Villanova (1st Team)
- 1982 John Pinone, Villanova
- 1981 Dan Schayes, Syracuse
- 1980 James Sweeney, Boston College



John Pinone, Villanova



Walter Berry, St. John's

Postseason Honors

NCAA FINAL FOUR MVPs


- 2013 Luke Hancock (Louisville)
- 2011 Kemba Walker (Connecticut)
- 2004 Emeka Okafor (Connecticut)
- 2003 Carmelo Anthony (Syracuse)
- 1999 Richard Hamilton (Connecticut)
- 1985 Ed Pinckney (Villanova)
- 1984 Patrick Ewing (Georgetown)

NCAA FINAL FOUR ALL-TOURNAMENT CHOICES

- 2013 Luke Hancock, Peyton Siva, Chance Benhanan (Louisville)
- 2011 Kemba Walker and Jeremy Lamb (Connecticut)
- 2004 Emeka Okafor, Ben Gordon and Rashad Anderson (Connecticut)
- 2003 Carmelo Anthony and Gerry McNamara (Syracuse)
- 1999 Richard Hamilton Ricky Moore and Khalid El-Amin (Connecticut)
- 1996 John Wallace and Todd Burgan (Syracuse)
- 1989 Gerald Greene and John Morton (Seton Hall)
- 1987 Sherman Douglas and Derrick Coleman (Syracuse)
- 1985 Ed Pinckney, Dwayne McClain, Harold Jensen and Gary McLain (Villanova); Patrick Ewing (Georgetown)
- 1984 Patrick Ewing and Michael Graham (Georgetown)
- 1982 Patrick Ewing and Eric Floyd (Georgetown)

NIT MOST VALUABLE PLAYERS

- 2007 Frank Young, West Virginia
- 2003 Marcus Hatten, St. John's
- 1989 Jayson Williams, St. John's
- 1988 Phil Gamble, Connecticut



Ed Pinckney, Villanova


NCAA REGIONAL ALL-TOURNAMENT CHOICES

- 2014 None
- 2013 Midwest Indianapolis, Ind. Russ Smith (MOP), Peyton Siva, Gorgui Dieng (Louisville)
- 2012 East Boston, MA Scoop Jardine (Syracuse)
- West Phoenix, AZ Chane Behanan (MVP), Gorgui Dieng and Peyton Siva (Louisville)
- 2011 West Anaheim, CA Kemba Walker (MVP) and Jeremy Lamb, Connecticut
- 2010 East Syracuse, NY Joe Mazzulla (MVP), Da'Sean Butler (West Virginia)
- 2009 East Boston, MA Scottie Reynolds (MVP), Dwayne Anderson and Dante Cunningham (Villanova); DeJuan Blair and Sam Young (Pittsburgh)
- Midwest Indianapolis, IN Earl Clark, Louisville
- South Memphis, TN Jonny Flynn, Syracuse
- West Glendale, AZ A.J. Price (MVP) and Kemba Walker (Connecticut)
- 2008 East Charlotte, NC Earl Clark (Louisville), Jerry Smith (Louisville)
- 2007 East East Rutherford, NJ Ray Hibbert (Georgetown), Jeff Green (Georgetown), DaJuan Summers (Georgetown)
- 2006 Washington D.C. Rudy Gay (Connecticut) and Marcus Williams (Connecticut)
- Minneapolis Randy Foye (Villanova)
- 2005 Syracuse Randy Foye (Villanova)
- Albuquerque Kevin Pittsnogle and Patrick Beilein (West Virginia)
- 2004 Phoenix Ben Gordon, Rashad Anderson and Emeka Okafor (Connecticut)
- 2003 East Albany Carmelo Anthony and Hakim Warrick (Syracuse)
- South San Antonio Emeka Okafor (Connecticut)
- 2002 East Syracuse Caron Butler and Tony Robertson (Connecticut)
- 1999 West Phoenix Richard Hamilton, Ricky Moore and Kevin Freeman (Connecticut)
- South Knoxville Erick Barkley and Lavor Postell (St. John's)
- 1998 East Greensboro Richard Hamilton and Khalid El-Amin (Connecticut)
- 1997 Southeast Birmingham God Shammgod and Jamel Thomas (Providence)
- 1996 East Atlanta Allen Iverson (Georgetown)
- West Denver John Wallace and Otis Hill (Syracuse)
- 1995 West Oakland Ray Allen and Donny Marshall (Connecticut)
- Southeast Birmingham Allen Iverson (Georgetown)
- 1994 East Miami Bill Curley and Howard Eisley (Boston College)
- West Los Angeles Lawrence Moten and Adrian Autry (Syracuse)
- 1993 None
- 1992 East Philadelphia Gordon Winchester (Seton Hall)
- 1991 Midwest Pontiac Malik Sealy and Jason Buchanan (St. John's)
- West Seattle Terry Dehere (Seton Hall)
- 1990 East E. Rutherford Chris Smith and Tate George (Connecticut)
- 1989 West Denver Andrew Gaze (MVP), Daryll Walker and Gerald Greene (Seton Hall)
- Midwest Minneapolis Sherman Douglas and Billy Owens (Syracuse)
- East E. Rutherford Charles Smith and Alonzo Mourning (Georgetown)
- 1988 Southeast Birmingham Doug West and Kenny Wilson (Villanova)
- 1987 Southeast Louisville Billy Donovan (MVP), Darryl Wright and Steve Wright (Providence); Reggie Williams (Georgetown)
- East E. Rutherford Rony Seikaly (MVP), Sherman Douglas and Derrick Coleman (Syracuse)
- 1986 None
- 1985 East Providence Patrick Ewing (MVP) and David Wingate (Georgetown)
- West Denver Chris Mullin (MVP) and Walter Berry (St. John's)
- Midwest Dallas Michael Adams (Boston College)
- Southeast Birmingham Ed Pinckney (MVP) and Harold Pressley (Villanova)
- 1984 West Los Angeles Patrick Ewing (MVP) and Michael Graham (Georgetown)
- 1983 Midwest Kansas City John Pinone (Villanova)
- West Ogden Jay Murphy and Michael Adams (Boston College)
- 1982 East Raleigh John Pinone and Ed Pinckney (Villanova)
- Midwest St. Louis John Bagley (Boston College)
- West Provo Eric Floyd (MVP) and Patrick Ewing (Georgetown)
- 1981 Mideast Bloomington John Bagley (Boston College)
- 1980 East Philadelphia Eric Floyd, Craig Shelton and John Duren (Georgetown)

BIG EAST PLAYERS IN THE NBA

Player	School	Current Team
Jimmy Butler +	Marquette (2007-11)	Chicago Bulls
Wilson Chandler +	DePaul (2005-07)	Denver Nuggets
Semaj Christon	Xavier (2012-14)	Oklahoma City Thunder
Bryce Cotton	Providence (2010-14)	San Antonio Spurs
Joe Crowder	Marquette (2010-12)	Dallas Mavericks
Samuel Dalembert +	Seton Hall (1999-01)	New York Knicks
Randy Foye +	Villanova (2002-06)	Denver Nuggets
Jeff Green +	Georgetown (2004-07)	Boston Celtics
Moe Harkless +	St. John's (2011-12)	Orlando Magic
Gordon Hayward +	Butler (2008-10)	Utah Jazz
Roy Hibbert +	Georgetown (2004-08)	Indiana Pacers
Ricky Ledo	Providence	Dallas Mavericks
Kyle Korver	Creighton (1999-2003)	Atlanta Hawks
Kyle Lowry +	Villanova (2004-06)	Toronto Raptors
Shelvin Mack	Butler (2008-11)	Atlanta Hawks
Wesley Matthews	Marquette (2005-09)	Portland Trailblazers
Doug McDermott +	Creighton (2010-14)	Chicago Bulls
Greg Monroe +	Georgetown (2008-10)	Detroit Pistons
Steve Novak	Marquette (2002-06)	Utah Jazz
Otto Porter +	Georgetown (2011-13)	Washington Wizards
Henry Sims	Georgetown (2008-12)	Philadelphia 76ers
Hollis Thompson	Georgetown (2009-12)	Philadelphia 76ers
Anthony Tolliver	Creighton (2003-07)	Phoenix Suns
Dwyane Wade +	Marquette (2001-03)	Miami Heat
David West +	Xavier (1999-03)	Indiana Pacers


+ First Round Draft Pick



Jimmy Butler, Chicago Bulls



Jeff Green, Boston Celtics



Kyle Lowry, Toronto Raptors

BIG EAST NBA CHAMPIONS

The following BIG EAST alumni have captured championship rings in the National Basketball Association.

Player (School)	Team	Season
James Jones (Miami '03)	Miami Heat	2013
		2012
Caron Butler (Connecticut '02)	Dallas Mavericks	2011
Dominique Jones (USF '09)	Dallas Mavericks	2011
Ron Artest (St. John's '99)	Los Angeles Lakers	2010
Ray Allen (Connecticut '96)	Boston Celtics	2008
James White (Cincinnati '06)	San Antonio Spurs	2007
Alonzo Mourning (Georgetown '92)	Miami Heat	2006
Richard Hamilton (Connecticut '99)	Detroit Pistons	2004
John Celestand (Villanova '99)	Los Angeles Lakers	2000
Travis Knight (Connecticut '96)	Los Angeles Lakers	2000
Jaren Jackson (Georgetown '89)	San Antonio Spurs	1999
Andrew Gaze (Seton Hall)	San Antonio Spurs	1999
Scott Burrell (Connecticut '93)	Chicago Bulls	1998
Dickey Simpkins (Providence '94)	Chicago Bulls	1998
		1997
		1996
Bill Wennington (St. John's '85)	Chicago Bulls	1998
		1997
		1996
Otis Thorpe (Providence '84)	Houston Rockets	1994

NBA Draft Selections

Boston College (12), Cincinnati (2), Connecticut (32), Creighton (1), DePaul (2), Georgetown (30), Louisville (4), Marquette (5), Miami (4), Notre Dame (4), Pittsburgh (13), Providence (19), Rutgers (2), St. John's (26), Seton Hall (10), USF (2), Syracuse (35), Villanova (23), West Virginia (4), Xavier (1). Total: 230.

2014

RoundPlayer (School)

- 1st Doug McDermott (Creighton)
- 2nd Semaj Christon (Xavier)

Drafted By:

- Denver Nuggets (traded to Chicago Bulls)
- Miami Heat (traded to Oklahoma City Thunder)

2013

RoundPlayer (School)

- 1st Otto Porter (Georgetown)
- 1st Michael Carter-Williams (Syracuse)
- 1st Steven Adams (Pittsburgh)
- 1st Gorgui Dieng (Louisville)
- 2nd Ricky Ledo (Providence)
- 2nd Peyton Siva (Louisville)

Drafted By:

- Washington Wizards
- Philadelphia 76ers
- Oklahoma City Thunder
- Utah Jazz
- Dallas Mavericks
- Detroit Pistons

2012

RoundPlayer (School)

- 1st Dion Waiters (Syracuse)
- 1st Andre Drummond (Connecticut)
- 1st Jeremy Lamb (Connecticut)
- 1st Moe Harkless (St. John's)
- 1st Fab Melo (Syracuse)
- 2nd Jae Crowder (Marquette)
- 2nd Kris Joseph (Syracuse)
- 2nd Darius Johnson-Odom (Marquette)

Drafted By:

- Cleveland Cavaliers
- Detroit Pistons
- Houston Rockets
- Philadelphia 76ers
- Boston Celtics
- Cleveland Cavaliers (traded to Dallas Mavericks)
- Boston Celtics
- Dallas Mavericks

2011

RoundPlayer (School)

- 1st Kemba Walker (Connecticut)
- 1st Marshon Brooks (Providence)
- 1st Jimmy Butler (Marquette)

Drafted By:

- Charlotte Bobcats
- Boston Celtics (traded to New Jersey Nets)
- Chicago Bulls

2010

RoundPlayer (School)

- 1st Wes Johnson (Syracuse)
- 1st Greg Monroe (Georgetown)
- 1st Dominique Jones (USF)
- 1st Lazar Hayward (Marquette)

Drafted By:

- Minnesota Timberwolves
- Detroit Pistons
- Memphis Grizzlies (traded to Dallas Mavericks)
- Washington Wizards (traded to Minnesota Timberwolves)
- New York Knicks
- Indiana Pacers
- Miami Heat
- Los Angeles Lakers
- Boston Celtics
- Minnesota Timberwolves (traded to Washington Wizards)
- Orlando Magic

- 2nd Andy Rautins (Syracuse)
- 2nd Lance Stephenson (Cincinnati)
- 2nd Da'Sean Butler (West Virginia)
- 2nd Devin Ebanks (West Virginia)
- 2nd Luke Harangody (Notre Dame)
- 2nd Hamady Ndiaye (Rutgers)

- 2nd Stanley Robinson (Connecticut)

2009

RoundPlayer (School)

- 1st Hasheem Thabeet (Connecticut)
- 1st Jonny Flynn (Syracuse)
- 1st Terrence Williams (Louisville)
- 1st Earl Clark (Louisville)
- 2nd Dante Cunningham (Villanova)
- 2nd DaJuan Summers (Georgetown)
- 2nd Sam Young (Pittsburgh)
- 2nd DeJuan Blair (Pittsburgh)
- 2nd A.J. Price (Connecticut)

Drafted By:

- Memphis Grizzlies
- Minnesota Timberwolves
- New Jersey Nets
- Phoenix Suns
- Portland Trailblazers
- Detroit Pistons
- Memphis Grizzlies
- San Antonio Spurs
- Indiana Pacers

2008

RoundPlayer (School)

- 1st Joe Alexander (West Virginia)
- 1st Roy Hibbert (Georgetown)
- 1st Donte Greene (Syracuse)
- 2nd Patrick Ewing Jr. (Georgetown)

Drafted By:

- Milwaukee Bucks
- Toronto Raptors (traded to Indiana Pacers)
- Memphis Grizzlies
- Sacramento Kings (traded to Houston Rockets)

2007

RoundPlayer (School)

- 1st Jeff Green (Georgetown)
- 1st Wilson Chandler (DePaul)
- 2nd Aaron Gray (Pittsburgh)
- 2nd Demetris Nichols (Syracuse)
- 2nd Herbert Hill (Providence)
- 2nd Sammy Mejia (DePaul)

Drafted By:

- Boston Celtics (traded to Seattle SuperSonics)
- New York Knicks
- Chicago Bulls
- Portland Trail Blazers (traded to New York Knicks)
- Utah Jazz (traded to Philadelphia 76ers)
- Detroit Pistons

2006

RoundPlayer (School)

- 1st Randy Foye (Villanova)
- 1st Rudy Gay (Connecticut)
- 1st Hilton Armstrong (Connecticut)
- 1st Quincy Douby (Rutgers)
- 1st Marcus Williams (Connecticut)
- 1st Josh Boone (Connecticut)
- 1st Kyle Lowry (Villanova)
- 2nd James White (Cincinnati)
- 2nd Steve Novak (Marquette)
- 2nd Solomon Jones (USF)
- 2nd Denham Brown (Connecticut)

Drafted By:

- Boston Celtics (traded to Minnesota Timberwolves via Portland)
- Houston Rockets (traded to Memphis Grizzlies)
- New Orleans/Oklahoma City Hornets
- Sacramento Kings
- New Jersey Nets
- New Jersey Nets
- Memphis Grizzlies
- Portland Trail Blazers (traded to Indiana Pacers)
- Houston Rockets
- Atlanta Hawks
- Seattle SuperSonics

2005

RoundPlayer (School)

- 1st Charlie Villanueva (Connecticut)
- 1st Hakim Warrick (Syracuse)
- 2nd Chris Taft (Pittsburgh)
- 2nd Ryan Gomes (Providence)

Drafted By:

- Toronto Raptors
- Memphis Grizzlies
- Golden State Warriors
- Boston Celtics

2004

RoundPlayer (School)

- 1st Emeka Okafor (Connecticut)
- 1st Ben Gordon (Connecticut)
- 2nd Marcus Douthit (Providence)

Drafted by:

- Charlotte Bobcats
- Chicago Bulls
- Los Angeles Lakers

2003

RoundPlayer (School)

- 1st Carmelo Anthony (Syracuse)
- 1st Mike Sweetney (Georgetown)
- 1st Troy Bell (Boston College)
- 2nd James Jones (Miami)

Drafted by:

- Denver Nuggets
- New York Knicks
- Boston Celtics (traded to Memphis Grizzlies)
- Indiana Pacers

2002

RoundPlayer (School)

- 1st Caron Butler (Connecticut)
- 1st Ryan Humphrey (Notre Dame)
- 1st John Salmons (Miami)

Drafted by:

- Miami Heat
- Utah Jazz (traded to Orlando Magic)
- San Antonio Spurs (traded to Philadelphia 76ers)

NBA Draft Selections



2001 RoundPlayer (School) 1st Eddie Griffin (Seton Hall) 1st Troy Murphy (Notre Dame) 1st Michael Bradley (Villanova) 1st Samuel Dalembert (Seton Hall) 2nd Omar Cook (St. John's) 2nd Damon Brown (Syracuse) 2nd Ruben Boumtje-Boumtje (Georgetown)	Drafted by: New Jersey Nets Golden State Warriors Toronto Raptors Philadelphia 76ers Orlando Magic Philadelphia 76ers Portland Trail Blazers	1994 RoundPlayer (School) 1st Donyell Marshall (Connecticut) 1st Eric Mobley (Pittsburgh) 1st Dickey Simpkins (Providence) 1st Bill Curley (Boston College) 2nd Howard Easley (Boston College) 2nd Michael Smith (Providence) 2nd Shawnelle Scott (St. John's)	Drafted by: Minnesota Timberwolves Milwaukee Bucks Chicago Bulls San Antonio Spurs Minnesota Timberwolves Sacramento Kings Portland Trail Blazers
2000 RoundPlayer (School) 1st Etan Thomas (Syracuse) 1st Erick Barkley (St. John's) 2nd Jake Voskuhl (Connecticut) 2nd Khalid El-Amin (Connecticut) 2nd Lavor Postell (St. John's) 2nd Jason Hart (Syracuse)	Drafted by: Dallas Mavericks Portland Trail Blazers Chicago Bulls Chicago Bulls New York Knicks Milwaukee Bucks	1993 RoundPlayer (School) 1st Terry Dehere (Seton Hall) 1st Luther Wright (Seton Hall) 1st Scott Burrell (Connecticut) 2nd Conrad McRae (Syracuse)	Drafted by: Los Angeles Clippers Utah Jazz Charlotte Hornets Washington Bullets
1999 RoundPlayer (School) 1st Richard Hamilton (Connecticut) 1st Ron Artest (St. John's) 1st Tim James (Miami) 1st Vonteeo Cummings (Pittsburgh) 2nd John Celestand (Villanova)	Drafted by: Washington Wizards Chicago Bulls Miami Heat Indiana Pacers (traded to Golden State) Los Angeles Lakers	1992 RoundPlayer (School) 1st Alonzo Mourning (Georgetown) 1st Malik Sealy (St. John's) 1st Dave Johnson (Syracuse) 2nd Chris Smith (Connecticut) 2nd Robert Werdann (St. John's) 2nd Darren Morningstar (Pittsburgh)	Drafted by: Charlotte Hornets Indiana Pacers Portland Trail Blazers Minnesota Timberwolves Denver Nuggets Boston Celtics
1998 RoundPlayer (School) 1st Pat Garrity (Notre Dame) 1st Felipe Lopez (St. John's) 2nd Jahidi White (Georgetown)	Drafted by: Milwaukee Bucks (traded to Phoenix) San Antonio Spurs (traded to Vancouver) Washington Wizards	1991 RoundPlayer (School) 1st Billy Owens (Syracuse) 1st Dikembe Mutombo (Georgetown) 1st Anthony Avent (Seton Hall) 1st Eric Murdock (Providence) 1st LeRon Ellis (Syracuse)	Drafted by: Sacramento Kings Denver Nuggets Atlanta Hawks Utah Jazz Los Angeles Clippers
1997 RoundPlayer (School) 1st Tim Thomas (Villanova) 1st Austin Croshere (Providence) 2nd Jason Lawson (Villanova) 2nd Gordon Malone (West Virginia) 2nd God Shammgod (Providence) 2nd Alvin Williams (Villanova) 2nd Mark Blount (Pittsburgh)	Drafted by: New Jersey Nets Indiana Pacers Denver Nuggets Minnesota Timberwolves Washington Wizards Portland Trail Blazers Seattle Supersonics	1990 RoundPlayer (School) 1st Derrick Coleman (Syracuse) 1st Tate George (Connecticut) 1st Jayson Williams (St. John's) 2nd Abdul Shamsid-Deen (Providence)	Drafted by: New Jersey Nets New Jersey Nets Phoenix Suns Dallas Mavericks
1996 RoundPlayer (School) 1st Allen Iverson (Georgetown) 1st Ray Allen (Connecticut) 1st Kerry Kittles (Villanova) 1st John Wallace (Syracuse) 1st Jerome Williams (Georgetown) 1st Travis Knight (Connecticut) 2nd Othella Harrington (Georgetown) 2nd Doron Sheffer (Connecticut)	Drafted by: Philadelphia 76ers Minnesota Timberwolves New Jersey Nets New York Knicks Detroit Pistons Chicago Bulls Houston Rockets Los Angeles Clippers	1989 RoundPlayer (School) 1st Dana Barros (Boston College) 1st John Morton (Seton Hall) 2nd Sherman Douglas (Syracuse) 2nd Cliff Robinson (Connecticut) 2nd Doug West (Villanova)	Drafted by: Seattle Supersonics Cleveland Cavaliers Miami Heat Portland Trail Blazers Minnesota Timberwolves
1995 RoundPlayer (School) 1st Eric Williams (Providence) 2nd Lawrence Moten (Syracuse) 2nd Donny Marshall (Connecticut) 2nd Constantin Popa (Miami) 2nd Troy Brown (Providence) 2nd Don Reid (Georgetown)	Drafted by: Boston Celtics Vancouver Grizzlies Cleveland Cavaliers Los Angeles Clippers Atlanta Hawks Detroit Pistons	1988 RoundPlayer (School) 1st Charles Smith (Pittsburgh) 1st Rony Seikaly (Syracuse) 1st Mark Bryant (Seton Hall) 1st Jerome Lane (Pittsburgh) 2nd Shelton Jones (St. John's)	Drafted by: Philadelphia 76ers Miami Heat Portland Trail Blazers Denver Nuggets San Antonio Spurs
		1987 RoundPlayer (School) 1st Reggie Williams (Georgetown) 1st Mark Jackson (St. John's) 3rd Willie Glass (St. John's) 3rd Billy Donovan (Providence) 6th Howard Triche (Syracuse) 6th Harold Jensen (Villanova)	Drafted by: Los Angeles Clippers New York Knicks Los Angeles Lakers Utah Jazz New York Knicks Cleveland Cavaliers

NBA Draft Selections

1986

Round Player (School)

1st Dwayne Washington (Syracuse)
1st Walter Berry (St. John's)
1st Harold Pressley (Villanova)
2nd Rafael Addison (Syracuse)
2nd David Wingate (Georgetown)
2nd Michael Jackson (Georgetown)
3rd Wendell Alexis (Syracuse)
3rd Ron Rowan (St. John's)
5th Dominic Pressley (Boston College)
5th Earl Kelley (Connecticut)
6th Chuck Everson (Villanova)
6th Andre McCloud (Seton Hall)
7th Ralph Dalton (Georgetown)

1985

Round Player (School)

1st Patrick Ewing (Georgetown)
1st Chris Mullin (St. John's)
1st Ed Pinckney (Villanova)
1st Bill Wennington (St. John's)
2nd Bill Martin (Georgetown)
2nd Dwayne McClain (Villanova)
3rd Michael Adams (Boston College)
5th Ray Knight (Providence)
6th Stu Primus (Boston College)
7th Gary McLain (Villanova)

1984

Round Player (School)

1st Otis Thorpe (Providence)
2nd Jay Murphy (Boston College)
3rd Jeff Allen (St. John's)
5th Gene Smith (Georgetown)
6th Clyde Vaughan (Pittsburgh)
7th Sean Kerins (Syracuse)
8th Frank Dobbs (Villanova)
9th Fred Brown (Georgetown)
10th Martin Clark (Boston College)

1983

Round Player (School)

1st Leo Rautins (Syracuse)
2nd Stewart Granger (Villanova)
2nd John Garris (Boston College)
2nd David Russell (St. John's)
2nd Kevin Williams (St. John's)
3rd Erich Santifer (Syracuse)
3rd John Pinone (Villanova)
3rd Bruce Kuczenski (Connecticut)
3rd Billy Goodwin (St. John's)
4th Ron Crevier (Boston College)
7th Ron Jackson (Providence)
7th Tony Bruin (Syracuse)
7th Mike Mulquin (Villanova)
8th Trent Johnson (Pittsburgh)
8th Bob Kelly (St. John's)

1982

Round Player (School)

1st John Bagley (Boston College)
1st Eric Floyd (Georgetown)
3rd Corny Thompson (Connecticut)
4th Chuck Aleksinas (Connecticut)
4th Eric Smith (Georgetown)
5th Mike McKay (Connecticut)
5th Aaron Howard (Villanova)
5th Howard McNeil (Seton Hall)
8th Dan Callandrillo (Seton Hall)
9th Ed Spriggs (Georgetown)

Drafted by:

New Jersey Nets
Portland Trail Blazers
Sacramento Kings
Phoenix Suns
Philadelphia 76ers
New York Knicks
Golden State Warriors
Philadelphia 76ers
Seattle Supersonics
San Antonio Spurs
Utah Jazz
Philadelphia 76ers
Cleveland Cavaliers

Drafted by:

New York Knicks
Golden State Warriors
Phoenix Suns
Dallas Mavericks
Indiana Pacers
Indiana Pacers
Sacramento Kings
Milwaukee Bucks
Indiana Pacers
New Jersey Nets

Drafted by:

Kansas City Kings
Golden State Warriors
Kansas City Kings
Indiana Pacers
Indiana Pacers
New Jersey Nets
Philadelphia 76ers
Atlanta Hawks
Philadelphia 76ers

Drafted by:

Philadelphia 76ers
Cleveland Cavaliers
Cleveland Cavaliers
Denver Nuggets
San Antonio Spurs
Detroit Pistons
Atlanta Hawks
New Jersey Nets
Milwaukee Bucks
Chicago Bulls
Boston Celtics
Philadelphia 76ers
Phoenix Suns
Boston Celtics
Milwaukee Bucks

Drafted by:

Cleveland Cavaliers
New Jersey Nets
Dallas Mavericks
Chicago Bulls
Portland Trail Blazers
Utah Jazz
New York Knicks
Los Angeles Lakers
Houston Rockets
Boston Celtics

1981

Round Player (School)

1st Dan Schayes (Syracuse)
3rd Wayne McKoy (St. John's)
4th Eddie Moss (Syracuse)
4th Alex Bradley (Villanova)
7th Tom Sienkiewicz (Villanova)
8th Curtis Redding (St. John's)
8th Frank Gilroy (St. John's)
9th Rudy Williams (Providence)
10th Mike Frazier (Georgetown)

1980

Round Player (School)

1st John Duren (Georgetown)
2nd Craig Shelton (Georgetown)
2nd Louis Orr (Syracuse)
2nd Roosevelt Bouie (Syracuse)
6th Bernard Rencher (St. John's)
8th Al Dutch (Georgetown)
10th John Nolan (Providence)

Drafted by:

Utah Jazz
New York Knicks
Dallas Mavericks
New York Knicks
Seattle Supersonics
Denver Nuggets
Philadelphia 76ers
New Jersey Nets
Atlanta Hawks

Drafted by:

Utah Jazz
Atlanta Hawks
Indiana Pacers
Dallas Mavericks
Chicago Bulls
Seattle Supersonics
Boston Celtics



Otis Thorpe, Providence

Attendance History



BIG EAST TOTAL ATTENDANCE: ALL HOME GAMES

(CONFERENCE AND NON-CONFERENCE)

BUTLER

	Total	Avg.	Games
2014	116,816	7,788	(15 games) — 59th

CREIGHTON

	Total	Avg.	Games
2014	286,329	17,896	(16 games) — 5th

DEPAUL

	Total	Avg.	Games
2006	138,560	9,897	(14 games) — 43rd
2007	162,320	10,145	(16 games) — 44th
2008	138,927	9,262	(15 games) — 54th
2009	130,380	8,149	(16 games) — 65th
2010	126,760	8,451	(15 games) — 59th
2011	130,486	7,676	(17 games) — 67th
2012	123,832	7,740	(16 games) — 67th
2013	130,574	7,681	(17 games) — 63rd
2013	130,574	7,681	(17 games) — 63rd
2014	108,178	6,363	(17 games) — 80th

GEORGETOWN

	Total	Avg.	Games
1979	43,439	2,896	(15 games)
1980	60,911	3,583	(17 games)
1981	54,566	4,197	(13 games)
1982	146,047	8,591	(17 games) — 45th
1983	179,043	11,936	(14 games) — 14th
1984	134,180	8,386	(16 games) — 45th
1985	174,128	10,883	(16 games) — 26th
1986	119,065	9,159	(13 games) — 35th
1987	139,479	8,717	(16 games) — 40th
1988	128,405	9,172	(14 games) — 41st
1989	173,424	12,387	(14 games) — 22nd
1990	176,920	12,637	(14 games) — 25th
1991	173,906	12,422	(14 games) — 27th
1992	132,284	10,176	(13 games) — 37th
1993	135,861	8,491	(16 games) — 52nd
1994	125,756	8,983	(14 games) — 45th
1995	159,020	12,232	(13 games) — 28th
1996	201,659	12,604	(16 games) — 27th
1997	130,077	9,291	(14 games) — 49th
1998	160,482	10,030	(16 games) — 38th
1999	131,256	8,750	(15 games) — 52nd
2000	131,889	7,758	(17 games) — 66th
2001	139,121	8,695	(16 games) — 56th
2002	139,304	8,194	(17 games) — 55th
2003	149,526	8,796	(17 games) — 50th
2004	134,890	8,431	(16 games) — 60th
2005	133,230	7,837	(17 games) — 69th
2006	143,983	10,284	(14 games) — 40th
2007	177,501	10,441	(17 games) — 41st
2008	207,286	12,955	(16 games) — 24th
2009	205,224	12,827	(16 games) — 26th
2010	192,638	12,040	(16 games) — 29th
2011	177,448	12,675	(14 games) — 25th
2012	180,530	11,283	(16 games) — 35th
2013	185,490	10,911	(17 games) — 33rd
2014	138,724	8,670	(16 games) — 51st

MARQUETTE

	Total	Avg.	Games
2006	223,983	13,999	(16 games) — 18th
2007	306,893	15,345	(20 games) — 14th
2008	276,064	16,239	(17 games) — 14th
2009	291,596	16,200	(18 games) — 10th
2010	265,484	15,617	(17 games) — 10th
2011	280,545	15,586	(18 games) — 11th
2012	242,205	15,138	(16 games) — 13th
2013	240,530	15,033	(16 games) — 15th
2014	245,232	15,237	(16 games) — 56th

PROVIDENCE

	Total	Avg.	Games
1979	111,844	7,989	(14 games) — 49th
1980	124,983	7,811	(16 games) — 52nd
1981	123,877	7,055	(16 games) — 60th
1982	102,563	6,410	(16 games) — 68th
1983	96,023	6,859	(14 games)
1984	128,766	7,154	(18 games)
1985	108,182	7,212	(15 games)
1986	159,494	7,595	(21 games) — 57th
1987	156,673	9,216	(17 games) — 38th
1988	170,102	10,006	(17 games) — 37th
1989	179,093	10,535	(17 games) — 33rd
1990	182,447	10,732	(17 games) — 30th
1991	211,498	10,525	(20 games) — 33rd
1992	172,476	10,750	(16 games) — 32nd
1993	203,484	10,710	(19 games) — 35th
1994	151,504	10,822	(14 games) — 36th
1995	187,684	10,427	(18 games) — 38th
1996	168,554	10,535	(16 games) — 37th
1997	165,447	11,030	(15 games) — 33rd
1998	142,778	10,198	(14 games) — 36th
1999	150,022	10,001	(15 games) — 38th
2000	132,049	8,253	(16 games) — 59th
2001	151,037	9,440	(16 games) — 49th
2002	130,000	8,125	(16 games) — 59th
2003	157,985	8,777	(18 games) — 52nd
2004	151,451	10,818	(14 games) — 44th
2005	164,235	9,660	(17 games) — 47th
2006	133,583	8,349	(16 games) — 64th
2007	159,798	8,410	(19 games) — 68th
2008	127,907	8,527	(15 games) — 64th
2009	149,585	8,310	(18 games) — 64th
2010	140,920	8,289	(17 games) — 61st
2011	133,815	7,043	(19 games) — 76th
2012	134,007	7,883	(17 games) — 63rd
2013	139,901	7,772	(18 games) — 60th
2014	133,548	8,347	(16 games) — 56th

ST. JOHN'S

	Total	Avg.	Games
1979	54,940	3,232	(17 games)
1980	73,920	4,620	(16 games)
1981	74,625	5,330	(14 games)
1982	85,935	6,610	(13 games)
1983	95,942	7,380	(13 games)
1984	90,989	6,066	(15 games)
1985	118,412	9,109	(13 games) — 38th
1986	111,278	7,948	(14 games) — 50th
1987	129,881	8,659	(15 games) — 42nd
1988	121,597	8,686	(14 games) — 45th
1989	109,163	7,278	(15 games)
1990	154,301	8,121	(19 games) — 62nd
1991	131,093	9,364	(14 games) — 46th
1992	152,064	10,138	(15 games) — 35th
1993	113,365	9,447	(12 games) — 38th
1994	130,922	8,728	(15 games) — 48th
1995	140,295	10,792	(13 games) — 36th
1996	110,300	8,485	(13 games) — 56th
1997	119,664	9,205	(13 games) — 51st
1998	105,910	8,147	(13 games) — 56th
1999	166,838	9,269	(18 games) — 46th
2000	150,252	10,732	(14 games) — 34th
2001	157,129	11,224	(14 games) — 30th
2002	139,484	9,299	(15 games) — 46th
2003	129,384	8,087	(16 games) — 60th
2004	89,042	6,849	(13 games) — 77th
2005	87,417	6,244	(14 games) — 86th
2006	99,355	5,844	(17 games) — 91st
2007	131,477	6,920	(19 games) — 80th
2008	94,183	5,886	(16 games) — 97th
2009	108,350	5,418	(20 games) — 100th
2010	103,820	6,107	(17 games) — 88th
2011	126,466	8,431	(15 games) — 57th
2012	168,560	8,428	(20 games) — 54th
2013	124,608	7,330	(17 games) — 70th
2014	148,614	7,431	(20 games) — 66th

Attendance History

SETON HALL

	Total	Avg.	Games
1979	25,366	2,537	(10 games)
1980	30,996	2,384	(13 games)
1981	29,285	2,440	(12 games)
1982	30,233	2,519	(12 games)
1983	47,363	3,947	(12 games)
1984	57,788	4,128	(14 games)
1985	49,024	3,771	(13 games)
1986	56,372	4,027	(14 games)
1987	75,535	4,721	(16 games)
1988	101,035	6,315	(16 games)
1989	137,750	9,184	(15 games) — 48th
1990	135,275	10,405	(13 games) — 33rd
1991	167,844	10,496	(16 games) — 36th
1992	206,165	12,885	(16 games) — 25th
1993	247,924	13,774	(18 games) — 17th
1994	195,433	13,029	(15 games) — 23rd
1995	171,682	10,099	(17 games) — 40th
1996	146,831	9,789	(15 games) — 43rd
1997	134,747	7,926	(17 games) — 58th
1998	118,851	7,923	(15 games) — 59th
1999	132,506	9,735	(15 games) — 51st
2000	139,340	8,709	(16 games) — 52nd
2001	173,407	10,838	(16 games) — 34th
2002	108,438	8,341	(13 games) — 54th
2003	122,115	7,632	(16 games) — 64th
2004	133,854	8,924	(15 games) — 55th
2005	126,252	7,890	(16 games) — 68th
2006	120,234	7,073	(17 games) — 75th
2007	106,169	6,636	(16 games) — 83rd
2008	122,834	7,226	(17 games) — 79th
2009	116,799	7,300	(16 games) — 74th
2010	127,848	7,103	(18 games) — 75th
2011	119,060	7,937	(15 games) — 62nd
2012	124,935	6,941	(18 games) — 76th
2013	119,588	7,035	(17 games) — 72nd
2014	114,056	6,336	(18 games) — 81st

VILLANOVA

	Total	Avg.	Games
1979	11,467	2,293	(5 games)
1980	16,170	2,310	(7 games)
1981	84,067	5,605	(15 games)
1982	75,918	5,423	(14 games)
1983	123,973	8,265	(15 games)
1984	105,352	7,525	(14 games)
1985	91,963	10,218	(9 games) — 32nd
1986	100,166	7,705	(13 games)
1987	117,734	7,358	(16 games) — 60th
1988	105,565	8,120	(13 games) — 55th
1989	116,663	7,778	(15 games) — 63rd
1990	110,540	8,503	(13 games) — 58th
1991	111,693	9,308	(12 games) — 48th
1992	79,470	7,947	(10 games) — 65th
1993	89,368	6,874	(13 games) — 73rd
1994	91,924	6,566	(14 games) — 78th
1995	104,693	8,053	(13 games) — 60th
1996	130,392	9,314	(14 games) — 50th
1997	149,558	9,971	(15 games) — 39th
1998	117,472	8,391	(14 games) — 54th
1999	128,106	8,540	(15 games) — 54th
2000	134,025	7,884	(17 games) — 62nd
2001	109,473	7,298	(15 games) — 70th
2002	139,173	7,325	(19 games) — 66th
2003	111,593	8,584	(13 games) — 54th
2004	111,731	7,449	(15 games) — 70th
2005	132,162	8,260	(16 games) — 60th
2006	126,643	9,742	(13 games) — 42nd
2007	149,884	10,706	(14 games) — 38th
2008	147,570	9,838	(15 games) — 49th
2009	159,876	9,404	(17 games) — 52nd
2010	153,105	10,936	(14 games) — 38th
2011	178,692	10,511	(17 games) — 38th
2012	133,839	8,923	(15 games) — 44th
2013	128,345	8,022	(16 games) — 55th
2014	143,092	8,943	(16 games) — 48th

XAVIER

	Total	Avg.	Games
2014	168,127	9,890	(17 games) — 42nd

BIG EAST

	Total	Avg.	Games
1979	519,483	4,557	(114 games)
1980	546,157	5,302	(103 games) — 11th
1981	805,362	7,321	(110 games) — 7th
1982	943,573	8,425	(112 games) — 6th
1983	1,056,576	9,108	(116 games) — 3rd
1984	1,123,689	8,513	(132 games) — 6th
1985	1,318,536	9,840	(134 games) — 4th
1986	1,446,241	10,185	(142 games) — 3rd
1987	1,470,802	9,871	(149 games) — 5th
1988	1,527,612	10,912	(140 games) — 4th
1989	1,767,960	12,109	(146 games) — 2nd
1990	1,733,171	12,120	(143 games) — 3rd
1991	1,678,961	12,345	(136 games) — 2nd
1992	1,670,977	11,523	(145 games) — 2nd
1993	1,746,313	10,914	(160 games) — 2nd
1994	1,661,971	10,863	(152 games) — 4th
1995	1,623,275	11,195	(145 games) — 4th
1996	2,023,380	10,219	(198 games) — 4th
1997	2,029,127	9,803	(207 games) — 4th
1998	1,902,325	9,559	(199 games) — 4th
1999	1,903,782	9,425	(202 games) — 5th
2000	1,955,315	9,052	(216 games) — 5th
2001	2,039,505	8,867	(230 games) — 7th
2002	1,953,961	8,533	(229 games) — 6th
2003	2,107,630	9,409	(224 games) — 6th
2004	2,184,497	9,296	(235 games) — 6th
2005	2,100,088	10,396	(202 games) — 4th
2006	2,814,983	11,039	(255 games) — 4th
2007	3,259,992	11,164	(292 games) — 3rd
2008	2,916,656	10,924	(267 games) — 4th
2009	3,079,561	10,882	(283 games) — 4th
2010	3,138,877	11,014	(285 games) — 4th
2011	3,003,173	11,082	(271 games) — 2nd
2012	3,133,782	10,881	(288 games) — 4th
2013	2,845,803	10,699	(266 games) — 2nd
2014	2,845,803	10,699	(266 games) — 2nd

* Season BIG EAST totals include conference tournament



FINAL AP POLLS

1980

1. DePaul
2. Louisville
3. LSU
4. Kentucky
5. Oregon State
6. Syracuse
7. Indiana
8. Maryland
9. Notre Dame
10. Ohio State
11. Georgetown
13. St. John's

1981

1. DePaul
2. Oregon State
3. Virginia
4. LSU
5. Arizona State
6. North Carolina
7. Indiana
8. Kentucky
9. Notre Dame
10. Utah

1982

1. North Carolina
2. DePaul
3. Virginia
4. Oregon State
5. Missouri
6. Georgetown
7. Minnesota
8. Idaho
9. Memphis State
10. Fresno State

1983

1. Houston
2. Louisville
3. St. John's
4. Virginia
5. Indiana
6. UNLV
7. UCLA
8. North Carolina
9. Arkansas
10. Missouri
11. Boston College
13. Villanova
20. Georgetown

1984

1. North Carolina
2. Georgetown
3. Kentucky
4. DePaul
5. Houston
6. Illinois
7. Oklahoma
8. Arkansas
9. UTEP
10. Purdue
18. Syracuse

1985

1. Georgetown
2. Michigan
3. St. John's
4. Oklahoma
5. Memphis State
6. Georgia Tech
7. North Carolina
8. Louisiana Tech
9. UNLV
10. Duke

1986

1. Duke
2. Kansas
3. Kentucky
4. St. John's
5. Michigan
6. Georgia Tech
7. Louisville
8. North Carolina
9. Syracuse
10. Notre Dame
13. Georgetown

1987

1. UNLV
2. North Carolina
3. Indiana
4. Georgetown
5. DePaul
6. Iowa
7. Purdue
8. Temple
9. Alabama
10. Syracuse
12. Pittsburgh

1988

1. Temple
2. Arizona
3. Purdue
4. Oklahoma
5. Duke
6. Kentucky
7. North Carolina
8. Pittsburgh
9. Syracuse
10. Michigan

1989

1. Arizona
2. Georgetown
3. Illinois
4. Oklahoma
5. North Carolina
6. Missouri
7. Syracuse
8. Indiana
9. Duke
10. Michigan
11. Seton Hall

1990

1. Oklahoma
2. UNLV
3. Connecticut
4. Michigan State
5. Kansas
6. Syracuse
7. Arkansas
8. Georgetown
9. Georgia Tech
10. Purdue

1991

1. UNLV
2. Arkansas
3. Indiana
4. North Carolina
5. Ohio State
6. Duke
7. Syracuse
8. Arizona
9. Kentucky
10. Utah
13. Seton Hall
20. St. John's

1992

1. Duke
2. Kansas
3. Ohio State
4. UCLA
5. Indiana
6. Kentucky
7. UNLV
8. South Calif.
9. Arkansas
10. Arizona
19. Seton Hall
21. Syracuse
22. Georgetown

1993

1. Indiana
2. Kentucky
3. Michigan
4. North Carolina
5. Arizona
6. Seton Hall
7. Cincinnati
8. Vanderbilt
9. Kansas
10. Duke

1994

1. North Carolina
2. Arkansas
3. Purdue
4. Connecticut
5. Missouri
6. Duke
7. Kentucky
8. Massachusetts
9. Arizona
10. Louisville
15. Syracuse

1995

1. UCLA
2. Kentucky
3. Wake Forest
4. North Carolina
5. Kansas
6. Arkansas
7. Massachusetts
8. Connecticut
9. Villanova
10. Maryland
22. Georgetown
25. Syracuse

1996

1. Massachusetts
2. Kentucky
3. Connecticut
4. Georgetown
4. Kansas
4. Purdue
7. Cincinnati
8. Texas Tech
9. Wake Forest
10. Villanova
15. Syracuse

1997

1. Kansas
2. Utah
3. Minnesota
4. North Carolina
5. Kentucky
6. South Carolina
7. UCLA
8. Duke
9. Wake Forest
10. Cincinnati
20. Villanova
23. Boston College

1998

1. North Carolina
2. Kansas
3. Duke
4. Arizona
5. Kentucky
6. Connecticut
7. Utah
8. Princeton
9. Cincinnati
10. Stanford
21. Syracuse

1999

1. Duke
2. Michigan State
3. Connecticut
4. Auburn
5. Maryland
6. Utah
7. Stanford
8. Kentucky
9. St. John's
10. Miami

2000

1. Duke
2. Michigan State
3. Stanford
4. Arizona
5. Temple
6. Iowa State
7. Cincinnati
8. Ohio State
9. St. John's
10. LSU
16. Syracuse
20. Connecticut
23. Miami

2001

1. Duke
2. Stanford
3. Michigan State
4. Illinois
5. Arizona
6. North Carolina
7. Boston College
8. Florida
9. Kentucky
10. Iowa State
17. Syracuse
19. Notre Dame
21. Georgetown

2002

1. Duke
2. Kansas
3. Oklahoma
4. Maryland
5. Cincinnati
6. Gonzaga
7. Arizona
8. Alabama
9. Pittsburgh
10. Connecticut
21. Miami

2003

1. Kentucky
2. Arizona
3. Oklahoma
4. Pittsburgh
5. Texas
6. Kansas
7. Duke
8. Wake Forest
9. Marquette
10. Florida
13. Syracuse
22. Notre Dame
23. Connecticut

2004

1. Stanford
2. Kentucky
3. Gonzaga
4. Oklahoma State
5. Saint Joseph's
6. Duke
7. Connecticut
8. Mississippi State
9. Pittsburgh
10. Wisconsin
20. Syracuse
21. Providence
25. Boston College

2005

1. Illinois
2. North Carolina
3. Duke
4. Louisville
5. Wake Forest
6. Oklahoma State
7. Kentucky
8. Washington
9. Arizona
10. Gonzaga
11. Syracuse
13. Connecticut
14. Boston College
19. Villanova

2006

1. Duke
2. Connecticut
3. Villanova
4. Memphis
5. Gonzaga
6. Ohio State
7. Boston College
7. UCLA
9. Texas
10. North Carolina
16. Pittsburgh
21. Syracuse
22. West Virginia
23. Georgetown

2007

1. Ohio State
2. Kansas
3. Florida
4. North Carolina
5. Memphis
6. Wisconsin
7. UCLA
8. Georgetown
9. Texas A&M
10. Oregon
12. Pittsburgh
16. Louisville
17. Notre Dame
20. Marquette

2008

1. North Carolina
2. Memphis
3. UCLA
4. Kansas
5. Tennessee
6. Wisconsin
7. Texas
8. Georgetown
9. Duke
10. Stanford
13. Louisville
15. Notre Dame
16. Connecticut
17. Pittsburgh
25. Marquette

2009

1. Louisville
2. North Carolina
3. Memphis
4. Pittsburgh
5. Connecticut
6. Duke
7. Oklahoma
8. Michigan State
9. Missouri
10. Gonzaga
11. Villanova
13. Syracuse
23. Marquette

2010

1. Kansas
2. Kentucky
3. Duke
4. Syracuse
5. Ohio State
6. West Virginia
7. Kansas State
8. New Mexico
9. Villanova
10. Purdue
14. Georgetown
18. Pittsburgh

2011

1. Ohio State
2. Kansas
3. Duke
4. Pittsburgh
5. Notre Dame
6. San Diego State
7. North Carolina
8. Texas
9. Connecticut
10. Brigham Young
12. Syracuse
14. Louisville
18. St. John's
22. West Virginia

2012

1. Kentucky
2. Syracuse
3. Missouri
4. North Carolina
5. Michigan State
6. Kansas
7. Ohio State
8. Duke
9. Baylor
10. Florida State
11. Marquette
15. Georgetown
17. Louisville

2013

1. Gonzaga
2. Louisville
3. Kansas
4. Indiana
5. Miami (Fla.)
6. Duke
7. Ohio State
8. Georgetown
9. Michigan State
10. New Mexico
15. Marquette
16. Syracuse
20. Pittsburgh
23. Notre Dame

2014

1. Florida
2. Wichita State
3. Virginia
4. Arizona
5. Louisville
6. Villanova
7. Michigan
8. Duke
9. Iowa State
10. Kansas
16. Creighton

FINAL

UPI POLLS

1980

1. DePaul
2. LSU
3. Kentucky
4. Louisville
5. Oregon State
6. Syracuse
7. Indiana
8. Maryland
9. Ohio State
10. Georgetown
13. St. John's

1981

1. DePaul
2. Oregon State
3. Virginia
4. LSU
5. Arizona State
6. North Carolina
7. Indiana
8. Kentucky
9. Notre Dame
10. Utah

1982

1. North Carolina
2. DePaul
3. Virginia
4. Oregon State
5. Missouri
6. Minnesota
7. Georgetown
8. Idaho
9. Memphis State
10. Fresno State

1983

1. Houston
2. Louisville
3. St. John's
4. Virginia
5. Indiana
6. UNLV
7. UCLA
8. North Carolina
9. Arkansas
10. Kentucky
11. Villanova
13. Boston College
20. Georgetown

1984

1. North Carolina
2. Georgetown
3. Kentucky
4. DePaul
5. Houston
6. Illinois
7. Arkansas
8. Oklahoma
9. UTEP
10. Maryland
16. Syracuse

1985

1. Georgetown
2. Michigan
3. St. John's
4. Memphis State
5. Oklahoma
6. Georgia Tech
7. North Carolina
8. Louisiana Tech
9. UNLV
10. Illinois

1986

1. Duke
2. Kansas
3. St. John's
4. Kentucky
5. Michigan
6. Georgia Tech
7. Louisville
8. North Carolina
9. Syracuse
10. UNLV
15. Georgetown

1987

1. UNLV
2. Indiana
3. North Carolina
4. Georgetown
5. DePaul
6. Purdue
7. Iowa
8. Temple
9. Alabama
10. Syracuse
12. Pittsburgh

1988

1. Temple
2. Arizona
3. Purdue
4. Oklahoma
5. Duke
6. Kentucky
7. Pittsburgh
8. North Carolina
9. Syracuse
10. Michigan

1989

1. Arizona
2. Georgetown
3. Illinois
4. North Carolina
5. Oklahoma
6. Indiana
7. Duke
8. Missouri
9. Syracuse
10. Michigan
11. Seton Hall

1990

1. Oklahoma
2. UNLV
3. Connecticut
4. Michigan State
5. Kansas
6. Syracuse
7. Georgia Tech
8. Arkansas
9. Georgetown
10. Purdue

1991

1. UNLV
2. Arkansas
3. Indiana
4. North Carolina
5. Ohio State
6. Duke
7. Arizona
8. Syracuse
9. Nebraska
10. Utah
11. Seton Hall
19. St. John's
23. Georgetown

FINAL USA

TODAY POLLS

1992

1. Duke
2. Indiana
3. Michigan
4. Ohio State
5. Cincinnati
6. Kentucky
7. Kansas
8. UCLA
9. Oklahoma St.
10. Arkansas
13. Seton Hall
23. Georgetown
24. Syracuse

1993

1. North Carolina
2. Michigan
3. Kentucky
4. Kansas
5. Indiana
6. Cincinnati
7. Florida State
8. Vanderbilt
9. Duke
10. Arkansas
11. Seton Hall

1994

1. Arkansas
2. Duke
3. Arizona
4. Fonda
5. Purdue
6. Missouri
7. Connecticut
8. Michigan
9. North Carolina
10. Louisville
11. Boston College
14. Syracuse

1995

1. UCLA
2. Arkansas
3. North Carolina
4. Oklahoma State
5. Kentucky
6. Connecticut
7. Massachusetts
8. Virginia
9. Wake Forest
10. Kansas
16. Georgetown
17. Syracuse
23. Villanova

1996

1. Kentucky
2. Massachusetts
3. Syracuse
4. Mississippi St.
5. Kansas
6. Cincinnati
7. Georgetown
8. Connecticut
9. Wake Forest
10. Texas Tech
17. Villanova

1997

1. Arizona
2. Kentucky
3. Minnesota
4. North Carolina
5. Kansas
6. Utah
7. UCLA
8. Clemson
9. Wake Forest
10. Louisville
15. Providence
23. Boston College

- | | | | | |
|--|---|--|--|---|
| <p>1998</p> <ol style="list-style-type: none"> Kentucky Utah North Carolina Stanford Duke Arizona Connecticut Kansas Purdue Michigan State Syracuse West Virginia <p>1999</p> <ol style="list-style-type: none"> Connecticut Duke Michigan State Ohio State St. John's Kentucky Auburn Maryland Stanford Utah Miami <p>2000</p> <ol style="list-style-type: none"> Michigan State Florida Iowa State Duke Stanford Oklahoma State Cincinnati Arizona Tulsa Temple Syracuse St. John's Miami <p>2001</p> <ol style="list-style-type: none"> Duke Arizona Michigan State Maryland Stanford Illinois Kansas Kentucky Mississippi North Carolina Boston College Georgetown Syracuse Notre Dame | <p>2002</p> <ol style="list-style-type: none"> Maryland Kansas Indiana Oklahoma Duke Connecticut Oregon Cincinnati Pittsburgh Arizona <p>2003</p> <ol style="list-style-type: none"> Syracuse Kansas Texas Kentucky Arizona Marquette Oklahoma Pittsburgh Duke Maryland Connecticut Notre Dame <p>2004</p> <ol style="list-style-type: none"> Connecticut Duke Georgia Tech Oklahoma State Saint Joseph's Stanford Pittsburgh Kentucky Kansas Texas Syracuse <p>2005</p> <ol style="list-style-type: none"> North Carolina Illinois Louisville Michigan State Kentucky Arizona Duke Oklahoma State Washington Wisconsin West Virginia Villanova Connecticut Boston College Syracuse | <p>2006</p> <ol style="list-style-type: none"> Florida UCLA LSU Connecticut Villanova Memphis Duke George Mason Texas Gonzaga West Virginia Georgetown Pittsburgh <p>2007</p> <ol style="list-style-type: none"> Florida Ohio State UCLA Georgetown Kansas North Carolina Memphis Oregon Texas A&M Pittsburgh Louisville <p>2008</p> <ol style="list-style-type: none"> Kansas Memphis North Carolina UCLA Texas Louisville Tennessee Xavier Davidson Wisconsin Georgetown West Virginia Pittsburgh Notre Dame Villanova <p>2009</p> <ol style="list-style-type: none"> North Carolina Michigan State Connecticut Villanova Louisville Pittsburgh Oklahoma Missouri Memphis Kansas Syracuse Marquette | <p>2010</p> <ol style="list-style-type: none"> Duke Butler West Virginia Michigan State Kentucky Kansas Kansas State Syracuse Tennessee Baylor Villanova Pittsburgh <p>2011</p> <ol style="list-style-type: none"> Connecticut Butler Kentucky Kansas Ohio State Virginia Commonwealth Duke North Carolina Arizona Florida Pittsburgh Notre Dame Syracuse Marquette Louisville <p>2012</p> <ol style="list-style-type: none"> Kentucky Kansas Ohio State Louisville Syracuse North Carolina Michigan State Baylor Florida Marquette Georgetown Cincinnati <p>2013</p> <ol style="list-style-type: none"> Louisville Michigan Syracuse Wichita State Duke Ohio State Indiana Kansas Florida Miami (Fl.) Marquette Georgetown | <p>2014</p> <ol style="list-style-type: none"> Connecticut Kentucky Florida Wisconsin Arizona Michigan Wichita State Michigan State Louisville Virginia Creighton |
|--|---|--|--|---|

BIG EAST Basketball by Season

2013-14	Home Teams, 55-35 11.3 ppg margin 1-point games (8); 2-point games (3); 3-point games (5); OT games (11)	1989-90	Home teams, 40-32; 11.3 ppg margin 1-point games (6); 2-point games (5); 3-point games (5) Overtime games: (4)
2012-13	Home Teams, 82-53; 9.9 margin 1-point games (4); 2-point games (7); 3-point games (12)	1988-89	Home teams, 48-24; 10.8 ppg margin 1-point games (2); 2-point games (7); 3-point games (7) Overtime games: (5)
2011-12	Home Teams, 89-55; 10.9 margin 1-point games (4); 2-point games (11); 3-point games (16)	1987-88	Home teams, 46-26; 8.9 ppg margin 1-point games (6); 2-point games (10); 3-point games (4) Overtime games: (3, including 1 double overtime)
2010-11	Home Teams, 86-57; 10.5 ppg margin 1-point games (8); 2-point games (10); 3-point games (11)	1986-87	Home teams, 39-33; 8.9 ppg margin 1-point games (9); 2-point games (6); 3-point games (6) Overtime games: (5, including 1 double overtime)
2009-10	Home Teams, 87-57; 10.2 ppg margin 1-point games (7); 2-point games (14); 3-point games (13)	1985-86	Home teams, 47-25; 10.2 ppg margin 1-point games (9); 2-point games (4); 3-point games (6) Overtime games: (7, including 2 double overtimes)
2008-09	Home Teams, 86-58; 12.8 ppg margin 1-point games (2); 2-point games (3); 3-point games (7)	1984-85	Home teams, 42-30 10.7 ppg margin 1-point games (5); 2-point games (11); 3-point games (2) Overtime games: (5)
2007-08	Home Teams, 90-54; 11.3 ppg margin 1-point games (7); 2-point games (13); 3-point games (9)	1983-84	Home teams, 41-31 9.3 ppg margin 1-point games (7); 2-point games (12); 3-point games (6) Overtime games: (12, including 2 double overtimes and 1 triple overtime)
2006-07	Home Teams, 83-45; 10.9 ppg margin 1-point games (3); 2-point games (3); 3-point games (10)	1982-83	Home teams, 45-27; 11.3 ppg margin 1-point games (6); 2-point games (3); 3-point games (3) Overtime games: (4, including 1 double overtime)
2005-06	Home Teams, 80-48; 9.3 ppg margin 1-point games (4); 2-point games (7); 3-point games (12) Overtime games (10, including 2 double overtime)	1981-82	Home teams, 32-24; 9.8 ppg margin 1-point games (9); 2-point games (4); 3-point games (2) Overtime games: (6, including 1 double overtime)
2004-05	Home Teams, 56-40; 9.1 ppg margin 1-point games (7); 2-point games (6); 3-point games (8) Overtime games (7, including 1 double overtime)	1980-81	Home teams, 40-16; 8.0 ppg margin 1-point games (7); 2-point games (6); 3-point games (3) Overtime games: (5, including 1 double overtime)
2003-04	Home teams, 63-49; 10.9 ppg margin 1-point games (6); 2-point games (6); 3-point games (10) Overtime games (7, including 2 double overtime)	1979-80	Away teams: 11 – 10, 11.3 ppg margin 1-point games (1); 2-point games (3); 3-point games (1)
2002-03	Home teams, 69-43; 11.0 ppg margin 1-point games (4); 2-point games (9); 3-point games (9) Overtime games (8, including 1 double overtime)		
2001-02	Home teams, 70-42; 10.8 ppg margin 1-point games (3); 2-point games (11); 3-point games (9); Overtime games (11, including 1 double overtime and 1 four overtime)		
2000-01	Home teams, 73-39; 11.8 ppg margin 1-point games (7); 2-point games (8); 3-point games (6); Overtime games (6)		
1999-00	Home teams, 61-43; 10.2 ppg margin 1-point game (4); 2-point games (7); 3-point games (5); Overtime games (4)		
1998-99	Home teams, 62-55; 11.3 ppg margin 1-point games (4); 2-point games (11); 3-point games (9); Overtime games (5, including 1 double overtime)		
1997-98	Home teams, 71-46; 11.9 ppg margin 1-point games (4); 2-point games (7); 3-point games (6) Overtime games (4)		
1996-97	Home teams, 69-48; 10.5 ppg margin 1-point games (3); 2-point games (10); 3-point games (7) Overtime games: (9)		
1995-96	Home teams, 77-40; 10.1 ppg margin 1-point games (9); 2-point games (5); 3-point games (11) Overtime games: (5)		
1994-95	Home teams, 54-36; 10.2 ppg margin 1-point games (5); 2-point games (8); 3-point games (6) Overtime games: (5)		
1993-94	Home teams, 55-35; 11.2 ppg margin 1-point games (8); 2-point games (4); 3-point games (5) Overtime games: (8)		
1992-93	Home teams, 57-33; 8.5 ppg margin 1-point games (9); 2-point games (5); 3-point games (8) Overtime games: (6)		
1991-92	Home teams, 59-31; 8.1 ppg margin 1-point games (4); 2-point games (6); 3-point games (3) Overtime games: (7, including 1 double overtime)		
1990-91	Home teams, 49-23; 9.0 ppg margin 1-point games (1); 2-point games (7); 3-point games (6) Overtime games: (6)		

IN-CONFERENCE STREAKS

Consecutive Wins

19	Connecticut, 1997-98/98-99
18	Connecticut, 1993-94/94-95
15	Connecticut, 1994-95/95-96
14	St. John's, 1984-85
14	Boston College, 2003-04/04-05
12	Syracuse, 2003-04/04-05
11	Syracuse, 1983-84/84-85
	Georgetown, 2006-07
10	Syracuse, 2010-11
	Syracuse, 2009-10
	Georgetown, 1983-84/84-85
	Villanova, 1981-82/82-83

Consecutive Losses

24	DePaul, 2007-08/2008-09/2009-10
	DePaul, 2009-10/2010-11
21	Miami, 1993-94/94-95
19	Boston College, 1990-91/91-92
18	Virginia Tech, 2000-01/01-02
16	Seton Hall, 1981-82/82-83
	Providence, 2009-10/2010-11
15	Seton Hall, 1984-85
15	USF, 2005-06
14	Miami, 1991-92/92-93

BIG EAST Basketball by Season



VICTORIES BY SCHOOL

School	Years	OVERALL			BIG EAST		
		Wins	Losses	Pct.	Wins	Losses	Pct.
Creighton	94	1452	965	.590	—	—	—
DePaul	89	1395	901	.608	28	120	.189
Georgetown	106	1569	962	.619	389	247	.612
Marquette	96	1519	923	.622	99	57	.635
Providence	88	1355	915	.593	237	368	.392
St. John's	103	1754	932	.653	311	299	.510
Seton Hall	100	1396	1014	.579	240	369	.394
Villanova	93	1586	903	.637	342	273	.556
Xavier	92	1347	936	.590	—	—	—

(All BIG EAST records include Championship games)

BIG EAST TITLES BY SCHOOL

School	Reg. Season	Champ.	Total
Connecticut	10*	7	17
Georgetown	10*	7	16
Syracuse	10*	5	15
St. John's	5	3	8
Boston College	6*	2	8
Pittsburgh	6*	2	8
Villanova	5*	1	6
Louisville	2	3	5
Seton Hall	2	2	4
Providence	0	2	2
Marquette	1	0	1
Miami	1	0	1
Notre Dame	1*	0	1
West Virginia	0	1	1

(The BIG EAST had divisional play from 1995-96 to '97-'98 and 2000-01 to 2002-03)

*Includes Division titles





2014 CHAMPION

Friars Knocked Off Creighton To Win 2014 Tourney

The championship game of the 2014 BIG EAST Tournament Presented by New York Life was a clash of old and new. The Providence Friars, an original league member, battled the Creighton Bluejays who were playing in their first season in the BIG EAST.

Both sides had plenty of support on that Saturday night in Madison Square Garden. The Bluejays brought over 3,000 fans who wanted their first taste of the BIG EAST Tournament in the World's Most Famous Arena. Friar fans flocked to New York via car and Amtrak as they always do.

In the end, Providence prevailed 65-58 for only its second BIG EAST tourney crown ever and its first in 20 years. Friar guard Bryce Cotton scored 23 points and won the Dave Gavitt Trophy as the tournament's Most Outstanding Player. Creighton's Doug McDermott, who would win every national Player of the Year award over the next few weeks, led all scorers with 27 points.

Providence, the fourth seed, advanced to the championship game by defeating No. 5 seed St. John's 79-74 in the quarterfinals and No. 8 seed Seton Hall 80-74 in the semifinals.

Second-seeded Creighton had defeated No. 10 seed DePaul 84-62 in the quarterfinals. In the semifinals, the Bluejays beat No. 3 seed Xavier 86-78.

The early rounds produced a pair of surprise results. In the first round, DePaul knocked off No. 7 Georgetown 60-56. In the quarterfinals, Seton Hall stunned No. 1 seed Villanova 64-63 on a buzzer-beating basket by guard Sterling Gibbs. It was the second one-point win for the Pirates in less than 24 hours. They edged No. 9 seed Butler 51-50 in the first round.

BIG EAST

The **BIG EAST** has held its post-season basketball tournament in Madison Square Garden, the "World's Most Famous Arena," since 1983. It is college basketball's longest running postseason tourney at the same venue.

The **BIG EAST** began competition in 1979-80 and immediately grabbed the national spotlight. Legendary coaches and players have made the Garden the place to be every March.



Madison Square Garden

HOME OF THE BIG EAST TOURNAMENT

