



2017-18 MEDIA GUIDE



PRESEASON ALL-BIG EAST FIRST TEAM



*Kelan Martin,
Butler*



*Marcus Foster,
Creighton*



*Khadeen Carrington,
Seton Hall*



*Angel Delgado,
Seton Hall*



*Trevon Bluiett,
Xavier*

PRESEASON ALL-BIG EAST SECOND TEAM



*Markus Howard,
Marquette*



*Rodney Bullock,
Providence*



*Kyron Cartwright,
Providence*



*Marcus LoVett,
St. John's*



*Shamorie Ponds,
St. John's*



*Mikal Bridges,
Villanova*

PRESEASON FRESHMAN OF THE YEAR



*Omari Spellman,
Villanova*

**PRESEASON PLAYER
OF THE YEAR**
Jalen Brunson, Villanova



The BIG EAST Conference



655 Third Avenue, 7th Fl. | New York, N.Y. 10017 | www.bigeast.com

TABLE OF CONTENTS

The BIG EAST Conference Profile	2
BIG EAST Scholar-Athletes of the Year	3
Commissioner Val Ackerman	4
2017-18 BIG EAST Championship Sites & Dates	5
All-Time BIG EAST Champions	6-9
BIG EAST Presidents	10
BIG EAST Directors of Athletics	11
BIG EAST Notebook	12-13
Preseason Honors	14
Preseason Poll	15
BIG EAST on Television	16-18
2017-18 Composite Schedule	19-23
2018 BIG EAST Tournament	24
NCAA Championship	25
BIG EAST Officials Bureau	26

The Teams

Butler Bulldogs	28-31
School Quick Facts	28
Storylines & Schedule	28
Roster & Statistics	29
Coaching Staff	28
Coaching Records	30
2016-17 Results	31
Career Leaders	31
Creighton Bluejays	32-35
DePaul Blue Demons	36-39
Georgetown Hoyas	40-43
Marquette Golden Eagles	44-47
Providence Friars	48-51
St. John's Red Storm	52-55
Seton Hall Pirates	56-59
Villanova Wildcats	60-63
Xavier Musketeers	64-67
BIG EAST Media Contacts	68

2016-17 Year In Review

Final Standings & Postseason Results	70
Award Winners	71
Individual & Team Statistics	72-78
Game Highs and Lows	79-82

BIG EAST Record Book

Single-Game & Single-Season Records	84-86
Top Performances	87-88
Career Leaders	89-93
Annual Leaders	94-98
BIG EAST Coaching Records	99
Championship Results	100-103
All-BIG EAST Honors	103-109
Year-By-Year Standings	109-112
Postseason History	113-127
Postseason Awards	128
All-America Selections	129-130
Postseason Tournament Honors	131
The BIG EAST & The NBA	132-135
Attendance History	136-137
National Polls	138-140
The BIG EAST By Season	141-142

BIG EAST CONFERENCE STAFF

Commissioner	Val Ackerman
Deputy Commissioner/COO	Vince Nicastro
Chief Marketing Officer	Ann Wells Crandall
Sr. Associate Commissioner, Broadcasting	Rich Gentile
Sr. Associate Commissioner, Men's Basketball	Stu Jackson
Sr. Associate Commissioner, Sports Media Relations	John Paquette
Sr. Associate Commissioner, Sport Administration and Championships	Chris Schneider
Associate Commissioner, Compliance and Governance	Katie Willett
Associate Commissioner, Women's Basketball	Tracy Ellis-Ward
Business Officer	Kevin Flanagan
Assistant Commissioner, Women's Sports Media Relations	Pamela Flenke
Assistant Commissioner, Olympic Sports and Marketing Communications	Kristin Quinn
Sr. Director, Men's Basketball Operations	Michael Coyne
Sr. Director of Championships	James Greene
Sr. Director of Championships	Tania Kennedy
Sr. Director of Conference Operations	Briana Weiss
Director of Compliance and Membership Services	Michael Sainte
Director, Social and Digital Content	Brad Zak
Coordinator of Digital Production	Ujash Patel
Office Manager and Executive Assistant to Commissioner	Genelia Santanelli
Office and Conference Services Assistant	Hanna Wilson
Communications Assistant	Kevin Ivany
Supervisor of Officials, Men's Basketball	John Cahill
Supervisor of Officials, Women's Basketball	Debbie Williamson
Sr. Director of Business Development - FOX Sports	Jim Prendergast

CREDITS

Editor:	John Paquette
Editorial Assistance:	Kevin Ivany, Kristin Quinn, Pam Flenke
Graphic Design:	Mary Ann Guillette
Printing:	Charlie Guillette, Colonial Lithograph, Inc., Attleboro, Mass.
Photography:	Mitchell Layton Photography, Holly Street Photo Resources, Tom Maguire, NBA Photos and school sports information offices.
Special Thanks:	The BIG EAST would like to thank the sports information departments of its member schools for their valuable assistance and cooperation in producing this publication.



Fans and media are invited to follow the latest BIG EAST men's basketball news through social media.

The BIG EAST Twitter feed may be accessed @BIGEASTMbb and @BIGEAST.

The conference's official Facebook page is available at Facebook.com/BIGEASTConference.

The conference's Instagram page is @BIGEASTconf.

Follow the conversation at #BIGEASTmbb or #MarchToMSG.

For the BIG EAST Digital Network, follow @BIGEASTdigital.

The BIG EAST Conference



In its fifth year of a configuration that includes 10 outstanding and respected academic institutions, the BIG EAST Conference is entrenched as one of the nation's outstanding Conferences and a leader in collegiate athletics.

The BIG EAST reorganized in 2013 and began a new era by returning to its basketball-centric heritage. The league's 10 member schools—Butler University, Creighton University, DePaul University, Georgetown University, Marquette University, Providence College, St. John's University, Seton Hall University, Villanova University, and Xavier University—adhere to an unwavering commitment to academic integrity, athletic excellence and community service.

Val Ackerman, who previously served as founding President of the WNBA, President of USA Basketball and U.S. representative to the International Basketball Federation (FIBA), was named fifth Commissioner of the BIG EAST in conjunction with new alignment in 2013. Under her leadership, the BIG EAST has maintained its reputation for athletic achievement at the highest level and has continued to be influential on the national intercollegiate landscape, with numerous conference and campus administrators currently serving on important NCAA committees. She is one of the few sports executives who has held leadership positions in both men's and women's sports at the collegiate, professional, national team and international level.

Founded by Dave Gavitt in 1979, the BIG EAST has been lauded as a leader in innovative concepts in promotion, particularly television, and that reputation continues with the conference's relationship with FOX Sports. The BIG EAST has a fruitful multi-year partnership with FOX Sports and its national cable

network FS1. FOX's comprehensive coverage of BIG EAST men's basketball includes the broadcast of all regular season games on FOX, FS1, FS2 or FOX Regional Networks, as well as the BIG EAST Tournament at Madison Square Garden, college basketball's longest-running postseason conference tourney held at the same venue.

BIG EAST institutions are located in seven of the nation's 36 largest media markets, including New York, Chicago, Philadelphia, Washington, D.C., Indianapolis, Milwaukee and Cincinnati.

FOX Sports platforms carry complete coverage of women's basketball regular season play and the BIG EAST Women's Basketball Tournament. Every Olympic sport championship is also carried on the network or digital platforms.

The BIG EAST has also increased the visibility of its member school programs with the expansion of the BIG EAST Digital Network (BEDN). When the conference launched BEDN in 2014-15, the league became the first collegiate conference to be hosted on the FOX Sports mobile platform, FOX Sports Go, the app that provides live streaming of FOX Sports content. For the second straight year, BEDN will carry 225 live events with an emphasis on women's basketball, soccer and Olympic sport regular season and championship events.

The BIG EAST Conference became a reality in May of 1979 through the vision of Gavitt, the former Providence College men's basketball coach and athletic director. Providence, St. John's, Georgetown, Syracuse, Seton Hall, Connecticut and Boston College formed the original seven-school alliance, and within the span of just a few years the conference had become a national power in men's basket-

ball. While the composition of the BIG EAST evolved over the next three decades, the focus of its schools did not change, reflecting a tradition of broad-based programs led by administrators and coaches who emphasize academic strength and fair play.

In December of 2012, the seven BIG EAST schools that do not compete in FBS football—DePaul, Georgetown, Marquette, Providence, St. John's, Seton Hall and Villanova—announced their intention to separate from the conference's football-playing schools and form an independent association. On March 20, 2013, the seven schools reached an agreement that enabled them to retain the BIG EAST name and assume the old conference's long-term pact with Madison Square Garden to host the BIG EAST Men's Basketball Tournament, one of the premier events in college athletics. The schools also announced the addition of three distinguished institutions sharing the same academic and athletic values—Butler, Creighton and Xavier—and forged a landmark, long-term broadcast partnership with FOX Sports. The BIG EAST moved its headquarters from its original location in Providence, R.I., to midtown Manhattan in New York City to complete the transformation. The BIG EAST's new era officially began on July 1, 2013, its effective date as the NCAA's 32nd Division I conference.

To complement its athletic successes, the conference launched BIG EAST Serves in 2014 to align with the service missions of the 10 member institutions. Initiatives housed under the BIG EAST Serves umbrella, such as BIG EAST Serves Day, the BIG EAST Career Consortium and the national partnership with the It's On Us campaign against campus sexual assaults, reflect the conference's commitment



The BIG EAST Scholar-Athlete of the Year

The BIG EAST Basketball Scholar-Athlete of the Year award is one of a number of scholarships presented by the BIG EAST Conference during the academic year. The conference names a winner in men's and women's basketball each year.

to developing the complete BIG EAST student-athlete and making a positive contribution to the campus communities of its member schools and the conference's headquarters in New York. In 2017, the BIG EAST hosted its inaugural Mental Health Summit to help provide institutional personnel with information, insights and basic training so they can better support the mental health of their student-athletes.

The BIG EAST and Commissioner Ackerman have taken a leadership role in Sport at the Service of Humanity, an initiative created by the Vatican's Pontifical Council for Culture to focus on how sport and faith can drive positive social change through six principles—joy, compassion, respect, enlightenment, love and balance. Ackerman was a delegate at the inaugural Vatican conference and served on an advisory committee to development the framework and content for the initiative.

The BIG EAST hosts Freshmen Fundamentals, a unique program designed to assist men's basketball student-athletes in the transition from high school to college and the elite level of BIG EAST basketball. In 2016, the league started the Transition Game program for women's basketball. The interactive event assists women's basketball student-athletes in the transition from college player to emerging professional, both on and off the court.

BIG EAST institutions boast high graduation rates for their student-athletes, and the league has always been able to boast that many of its best athletes are also its best students. Josh Hart, a four-year standout guard at Villanova, won the 2016-17 Senior

CLASS Award in his sport for excellence in classroom, community, character and competition. In his career on the court, he was a two-time winner of the Dave Gavitt Trophy as the Most Outstanding Player at the BIG EAST Tournament and was a consensus All-American as a senior. DePaul's women's basketball outstanding performer Jessica January and Creighton volleyball standout Lauren Smith were both nominees for the NCAA Woman of the Year Award. January was a 2017 CoSIDA Academic First Team selection and a Senior CLASS Award finalist. She finished her career fourth on the school's all-time assist list and scored more than 1,500 career points. Smith was a first team Senior CLASS Award First Team All-America pick. She closed her Creighton career with the program's all-time record with 104 wins in and 138 matches played. She is the only Bluejay to be named BIG EAST All-Tournament Team three times.

The conference, which crowns champions in 22 sports, had league teams earn a total of 33 NCAA berths and 78 individual NCAA invitations in 2016-17. Seven different national postseason championships saw multiple BIG EAST teams participate, including seven teams in men's basketball and three in women's basketball. BIG EAST schools produced nine CoSIDA Academic All-Americans. In men's basketball, the BIG EAST has earned 22 NCAA invitations in the four years of the current 10-team alignment.

Current BIG EAST men's basketball programs have enjoyed extraordinary success over the years. Villanova won the 2016 NCAA

Championship, its second in school history. Georgetown and Marquette also have won the national title. DePaul, Providence, St. John's and Seton Hall have all made it to the Final Four. The BIG EAST placed three men's basketball teams in the Final Four in 1985—Georgetown, St. John's and Villanova—the only time this has occurred in NCAA history. Over the past 14 years, Butler, Georgetown, Marquette and Villanova have reached the Final Four, with Butler and Villanova making two trips. Xavier has advanced to the Elite Eight three times, including 2016-17, and the Sweet 16 four other times.

BIG EAST student-athletes have achieved recent success in other sports, as well. A BIG EAST team has won the NCAA women's cross country championship four of the last eight years (Villanova won twice; Providence and Georgetown once), with one runner-up finish (Providence). Creighton men's soccer has reached the NCAA College Cup in two of the past five seasons, with the Providence men advancing to the national semifinals in 2014. Georgetown's women's soccer team reached the College Cup in 2016, the first appearance by a team from a non-football five conference since 2005.

In the 38 years since the original league opened its doors, BIG EAST teams have won 39 national championships in eight different sports with 145 student-athletes winning individual national titles in the league's history. Since 2013, the BIG EAST has produced nine national champions.

BASKETBALL SCHOLAR-ATHLETES OF THE YEAR

2017	Billy Garrett Jr., DePaul; Brooke Schulte, DePaul	2000	Lavor Postell, St. John's; Cal Bouchard, Boston College
2016	Kellen Dunham, Butler; Megan Podkowa, DePaul	1999	Rob Hodgson, Rutgers; Rebecca Burbridge, West Virginia
2015	Alex Barlow, Butler; Brittany Hrynko, DePaul	1998	Pat Garrity, Notre Dame; Raquel Nurse, Syracuse
2014	Alex Barlow, Butler; Katherine Plouffe, Marquette	1997	Ya Ya Dia, Georgetown; Kristyn Cook, Syracuse
2013	Peyton Siva, Louisville; Anna Martin, DePaul	1996	Adrian Griffin, Seton Hall; Jennifer Rizzotti, Connecticut
2012	Tim Abromaitis, Notre Dame; Da'Shena Stevens, St. John's	1995	Marc Molinsky, Boston College; Rebecca Lobo, Connecticut
2011	Tim Abromaitis, Notre Dame; Maya Moore, Connecticut	1994	Arturas Karnishovas, Seton Hall; Rebecca Lobo, Connecticut
2010	Tim Abromaitis, Notre Dame; Maya Moore, Connecticut	1993	Arturas Karnishovas, Seton Hall; Erin Kenneally, Syracuse
2009	Alex Ruoff, West Virginia; Jill Stephens, Cincinnati	1992	Darren Morningstar, Pittsburgh; Wendy Davis, Connecticut
2008	Ted Talkington, West Virginia; Allie Quigley, DePaul	1991	Greg Woodard, Villanova; Carla Wenger, Boston College
2007	Aaron Gray, Pittsburgh; Jenna Rubino, DePaul	1990	Stephen Thompson, Syracuse; Angela Alston, Syracuse
2006	Johannes Herber, West Virginia; Megan Duffy, Notre Dame	1989	Ramon Ramos, Seton Hall; Geraldine Saintilus, Seton Hall
2005	Craig Forth, Syracuse; Ashley Bush, Seton Hall	1988	Mark Plansky, Villanova; Vera Jones, Syracuse
2004	Emeka Okafor, Connecticut; Courtney Mix, Villanova	1987	Harold Jensen, Villanova; Kathy Sweet, Boston College
2003	Emeka Okafor, Connecticut; Alicia Ratay, Notre Dame	1986	Ron Rowan, St. John's; Joannie Powers, Providence
2002	Carlton Carter, Virginia Tech; Nicole Conway, Boston College	1985	Michael Moses, St. John's; Leigh Curl, Connecticut
2001	Ruben Boumtje Boumtje, Georgetown; Ruth Riley, Notre Dame		



VAL ACKERMAN was named the fifth Commissioner of the Big East Conference on June 26, 2013. She was the founding President of the Women's National Basketball Association (WNBA) and a past President of USA Basketball, which oversees the U.S. men's and women's Olympic basketball program. She has had a long and accomplished career in the sports industry and is one of the few sports executives who has held leadership positions in both men's and women's sports at the collegiate, professional, national team and international levels.

In 2016, Val was recognized by Sports Business Journal as one of the 50 most influential people in the sports business and received the Women's Sports Foundation's Billie Jean King Contribution Award for significant contributions to the development and advancement of women's sports.

Val attended the University of Virginia as one of the school's first female student-athlete scholarship recipients. She was a four-year starter, three-time captain and two-time Academic All-American for the Cavaliers' women's basketball team and the first 1,000-point scorer in the program's history. She graduated with high distinction with a degree in political and social thought in 1981 and played one year of professional basketball in France before earning a law degree from UCLA in 1985.

Val started her legal career as a corporate and banking associate at the New York law firm of Simpson Thacher & Bartlett and joined

the National Basketball Association as a staff attorney in 1988. She was as an executive at the NBA for eight years, serving as Special Assistant to NBA Commissioner David Stern and Director (and later) Vice President of Business Affairs before being named the WNBA's first President in 1996. She guided the league to a much-heralded launch in 1997 and headed its day-to-day operations for its first eight seasons.

In 2005, Val was elected President of USA Basketball for the 2005-08 term, leading the organization to an overall competitive record of 222-23 and gold medal performances by the U.S. men's and women's basketball teams at the 2008 Olympics in Beijing. She was one of the NBA's original appointees to the USA Basketball Board of Directors in 1989 and served as an organizational liaison with USAB during the early years of NBA participation in FIBA competitions, including the 1992 and 1996 Olympics and 1994 World Championships. A USA Basketball Board member for 23 years, Val played a key role in the long-standing success of the U.S. women's national basketball team program, which won gold medals at the 1998, 2002 and 2010 FIBA World Championships and the 1996, 2000, 2004, 2008 and 2012 Olympic Games. In 2013, Val was named the recipient of USA Basketball's Edward S. Steitz Award, which recognizes outstanding contributions in international basketball.

Val also served two terms (2006-10 and 2010-2014) as the U.S. representative for men's and women's basketball on the Central Board of the International Basketball Federation (FIBA), the sport's world governing body. She was a member of FIBA's Competition Commission and served on the Central Board of FIBA Americas, FIBA's zone authority for North, Central and South America.

Val is a member of the Knight Commission on Intercollegiate Athletics, the Board of Directors for the U.S. Soccer Federation, and the Advisory Board of the NYU Tisch Institute for Sports Management, Media and Business. She is also a member of the Board of Directors of the Women's Basketball Hall of Fame, which inducted her as a contributor in 2011, and is a Lifetime Trustee of the Naismith Memorial Basketball Hall of Fame, which presented her with the John Bunn Lifetime Achievement Award in 2008. She has done consulting work for the National Hockey League, which she assisted in formulating a long-term plan to support women's ice hockey, and the NCAA,

for which she prepared a comprehensive white paper in 2013 on growth strategies for women's college basketball. She also worked as a free-lance columnist for espnw.com, where she authored a series of articles on the subject of women and sports and participated as a member of the espnw Advisory Board.

Val's accomplishments in the sports business have earned her numerous awards, including the University of Virginia's Distinguished Alumna Award; the March of Dimes Sports Achievement Award; induction into the GTE Academic All-America Hall of Fame; the Girls Scouts of America National Women of Distinction Juliette Award; the NOW Legal Defense and Education Fund Equal Opportunity Award; inclusion on the Atlantic Coast Conference's 50th Anniversary Women's Basketball team; induction into the International Scholar-Athlete Hall of Fame; the Women's Basketball Coaches Association President's Citation; the NCAA Silver Anniversary Award; the International Olympic Committee Women and Sport Achievement Diploma; the Sports Business Journal Champions in Sports Business Award; inclusion as a Women's Sports Foundation/espnw 40 for 40 Honoree; induction into the National Consortium for Academics and Sports Hall of Fame; the Women in Sports and Events (WISE) 20th Anniversary Women of Distinction Award; the Arthur Ashe Institute for Urban Health Sports Ball Award; the Marquette School of Law Master of the Game Award; and the Emily Couric Leadership Award.

Val is married to Charlie Rappaport, a retired tax partner of Simpson Thacher & Bartlett. They have two daughters, Emily (a 2014 graduate of Yale) and Sally (a 2017 graduate of Wesleyan).



2017-2018 BIG EAST Championships

BIG EAST 2017-18 CHAMPIONSHIP SITES & DATES

Sport	Host	Championship Dates	Championship Site
Men's Cross Country	Marquette	October 28	Wayne Dannehl Course, Kenosha, Wis.
Women's Cross Country	Marquette	October 28	Wayne Dannehl Course, Kenosha, Wis.
Women's Soccer	Higher Seed	November 2 & 5	Higher Seed
Field Hockey	Providence	November 3 & 5	Lennon Family Field, Providence, R.I.
Men's Soccer	Higher Seed	November 4, 8 & 12	Higher Seed
Volleyball	Marquette	November 24-25	Al McGuire Center, Milwaukee, Wis.
Men's Swimming & Diving	BIG EAST	February 21-24	Spire Aquatic Center, Geneva, Ohio
Women's Swimming & Diving	BIG EAST	February 21-24	Spire Aquatic Center, Geneva, Ohio
Men's Indoor Track & Field	BIG EAST	February 23-24	Ocean Breeze Park, Staten Island, N.Y.
Women's Indoor Track & Field	BIG EAST	February 23-24	Ocean Breeze Park, Staten Island, N.Y.
Women's Basketball	BIG EAST, DePaul	March 3-6	Wintrust Arena, Chicago, Ill.
Men's Basketball	BIG EAST	March 7-10	Madison Square Garden, New York, N.Y.
Women's Golf	BIG EAST	April 20-22	Callawassie Island GC, Okatie, S.C.
Men's Tennis	BIG EAST	April 26-29	Cayce Tennis & Fitness Center, Cayce, S.C.
Women's Tennis	BIG EAST	April 27-30	Cayce Tennis & Fitness Center, Cayce, S.C.
Men's Golf	BIG EAST	April 29-May 1	Callawassie Island GC, Okatie, S.C.
Men's Lacrosse	Villanova	May 3 & 5	Villanova Stadium, Villanova, Pa.
Women's Lacrosse	Florida	May 3 & 5	Donald R Dinzey Stadium, Gainesville, Fla.
Softball	DePaul	May 11-12	Ballpark at Rosemont, Rosemont, Ill.
Men's Outdoor Track & Field	BIG EAST	May 11-12	Spire Institute, Geneva, Ohio
Women's Outdoor Track & Field	BIG EAST	May 11-12	Spire Institute, Geneva, Ohio
Baseball	Xavier	May 24-27	Prasco Park, Mason, Ohio



All-time BIG EAST Champions



A year-by-year and sport-by-sport list of BIG EAST champions since the conference's inception in the 1979-80 academic year. Teams listed are those that won the respective BIG EAST postseason tournament or event with the following exceptions: all football champions are based on regular-season standings; men's lacrosse champions are based on regular-season standings in 2010 and 2011; women's lacrosse champions are based on regular-season standings from 2001-06.

Baseball

1985	St. John's
1986	St. John's
1987	Seton Hall
1988	St. John's
1989	Villanova
1990	Connecticut
1991	Villanova
1992	Providence
1993	St. John's
1994	Connecticut
1995	Pittsburgh
1996	West Virginia
1997	St. John's
1998	Rutgers
1999	Providence
2000	Rutgers
2001	Seton Hall
2002	Notre Dame
2003	Notre Dame
2004	Notre Dame
2005	Notre Dame
2006	Notre Dame
2007	Rutgers
2008	Louisville
2009	Louisville
2010	St. John's
2011	Seton Hall
2012	St. John's
2013	Connecticut
2014	Xavier
2015	St. John's
2016	Xavier
2017	Xavier

Totals: St. John's 8, Notre Dame 5, Rutgers 3, Seton Hall 3, Connecticut 3, Xavier 3, Louisville 2, Villanova 2, West Virginia 1, Pittsburgh 1.

Men's Basketball

1980	Georgetown
1981	Syracuse
1982	Georgetown
1983	St. John's
1984	Georgetown
1985	Georgetown
1986	St. John's
1987	Georgetown
1988	Syracuse
1989	Georgetown
1990	Connecticut
1991	Seton Hall
1992	Syracuse
1993	Seton Hall
1994	Providence
1995	Villanova
1996	Connecticut
1997	Boston College
1998	Connecticut
1999	Connecticut
2000	St. John's
2001	Boston College
2002	Connecticut
2003	Pittsburgh
2004	Connecticut
2005	Syracuse
2006	Syracuse
2007	Georgetown
2008	Pittsburgh
2009	Louisville
2010	West Virginia
2011	Connecticut
2012	Louisville
2013	Louisville
2014	Providence
2015	Villanova
2016	Seton Hall
2017	Villanova

Totals: Georgetown 7, Connecticut 6, Syracuse 5, St. John's 3, Louisville 3, Seton Hall 3, Villanova 3, Boston College 2, Pittsburgh 2, Providence 2, West Virginia 1.

Women's Basketball

1983	St. John's
1984	St. John's
1985	Syracuse
1986	Villanova
1987	Villanova
1988	St. John's
1989	Connecticut
1990	Providence
1991	Connecticut
1992	Miami
1993	Miami
1994	Connecticut
1995	Connecticut
1996	Connecticut
1997	Connecticut
1998	Connecticut
1999	Connecticut
2000	Connecticut
2001	Connecticut
2002	Connecticut
2003	Villanova
2004	Boston College
2005	Connecticut
2006	Connecticut
2007	Rutgers
2008	Connecticut
2009	Connecticut
2010	Connecticut
2011	Connecticut
2012	Connecticut
2013	Notre Dame
2014	DePaul
2015	DePaul
2016	St. John's
2017	Marquette

Totals: Connecticut 18, St. John's 4, Villanova 3, DePaul 2, Miami 2, Marquette 1, Notre Dame 1, Rutgers 1, Syracuse 1, Providence 1, Boston College 1.

Men's Cross Country

1979	Providence
1980	Providence
1981	Providence
1982	Providence
1983	Villanova
1984	Providence
1985	Providence
1986	Georgetown
1987	Georgetown
1988	Providence
1989	Georgetown
1990	Providence
1991	Providence
1992	Providence
1993	Villanova
1994	Georgetown
1995	Providence
1996	Providence
1997	Notre Dame
1998	Providence
1999	Notre Dame
2000	Providence
2001	Notre Dame
2002	Villanova
2003	Georgetown
2004	Notre Dame
2005	Notre Dame
2006	Providence
2007	Louisville
2008	Georgetown
2009	Syracuse
2010	Syracuse
2011	Villanova
2012	Syracuse
2013	Villanova
2014	Villanova
2015	Georgetown
2016	Georgetown

Totals: Providence 15, Georgetown 8, Villanova 6, Notre Dame 5, Syracuse 3, Louisville 1.

Women's Cross Country

1982	Boston College
1983	Boston College
1984	Villanova
1985	Boston College
1986	Villanova
1987	Villanova
1988	Georgetown
1989	Villanova
1990	Villanova
1991	Villanova
1992	Villanova
1993	Villanova
1994	Villanova
1995	Providence
1996	Providence
1997	Providence
1998	Villanova
1999	Georgetown
2000	Boston College
2001	Georgetown
2002	Notre Dame
2003	Notre Dame
2004	Providence
2005	Notre Dame
2006	Providence
2007	West Virginia
2008	Villanova
2009	Villanova
2010	Villanova
2011	Villanova
2012	Georgetown
2013	Providence
2014	Georgetown
2015	Providence
2016	Providence

Totals: Villanova 14, Providence 8, Georgetown 5, Boston College 4, Notre Dame 3, West Virginia 1.

All-time BIG EAST Champions

Field Hockey

1989	Providence
1990	Villanova
1991	Providence
1992	Connecticut
1993	Syracuse
1994	Boston College
1995	Syracuse
1996	Connecticut
1997	Boston College
1998	Connecticut
1999	Connecticut
2000	Connecticut
2001	Syracuse
2002	Connecticut
2003	Boston College
2004	Connecticut
2005	Connecticut
2006	Connecticut
2007	Connecticut
2008	Syracuse
2009	Connecticut
2010	Syracuse
2011	Syracuse
2012	Connecticut
2013	Connecticut
2014	Connecticut
2015	Connecticut
2016	Connecticut

Totals: Connecticut 16, Syracuse 6, Boston College 3, Providence 2, Villanova 1.

Rowing

2004	Notre Dame
2005	Notre Dame
2006	Notre Dame
2007	Notre Dame
2008	Notre Dame
2009	Notre Dame
2010	Notre Dame
2011	Notre Dame
2012	Notre Dame
2013	Notre Dame

Totals: Notre Dame 10.

Men's Golf

1979	St. John's
1980	Providence
1981	St. John's
1982	St. John's
1983	St. John's
1984	St. John's
1985	Villanova
1986	St. John's
1987	St. John's
1988	St. John's
1989	St. John's
1990	Villanova
1991	Miami
1992	Seton Hall
1993	Providence
1994	Connecticut
1995	Notre Dame
1996	Notre Dame
1997	Notre Dame
1998	Georgetown
2000	Seton Hall
2001	Virginia Tech
2002	Virginia Tech
2003	Virginia Tech
2004	Notre Dame
2005	Notre Dame
2006	Notre Dame
2007	Louisville
2008	Marquette
2009	Louisville
2010	Georgetown
2011	Notre Dame
2012	Notre Dame
2013	USF
2014	St. John's
2015	Marquette
2016	Georgetown
2017	Marquette

Totals: St. John's 10, Notre Dame 8, Virginia Tech 3, Georgetown 3, Marquette 3, Louisville 2, Providence 2, Seton Hall 2, Villanova 2, Connecticut 1, Miami 1, USF 1.

Men's Lacrosse

2010	Syracuse
2011	Syracuse
2012	Syracuse
2013	Syracuse
2014	Denver
2015	Denver
2016	Marquette
2017	Marquette

Totals: Syracuse 4, Denver 2, Marquette 2.

Women's Lacrosse

2001	Georgetown
2002	Georgetown
2003	Georgetown
2004	Georgetown
2005	Georgetown
2006	Georgetown
	Syracuse
2007	Syracuse
2008	Syracuse
2009	Notre Dame
2010	Georgetown
2011	Loyola
2012	Loyola
2013	Syracuse
2014	Louisville
2015	Florida
2016	Florida
2017	Florida

Totals: Georgetown 7, Syracuse 3, Florida 3, Loyola 2, Syracuse 1, Notre Dame 1, Louisville 1.

Women's Golf

2003	Notre Dame
2004	Notre Dame
2005	St. John's
2006	Louisville
2007	Louisville
2008	Notre Dame
2009	Louisville
2010	Louisville
2011	Notre Dame
2012	USF
2013	Notre Dame
2014	Seton Hall
2015	Seton Hall
2016	Seton Hall
2017	Georgetown

Totals: Notre Dame 5, Louisville 4, Seton Hall 3, Georgetown 1, St. John's 1, USF 1.

Men's Soccer

1982	Syracuse
1983	Connecticut
1984	Connecticut
1985	Syracuse
1986	Seton Hall
1987	Seton Hall
1988	Seton Hall
1989	Connecticut
1990	Boston College
1991	Seton Hall
1992	St. John's
1993	St. John's
1994	St. John's
1995	St. John's
1996	Notre Dame
1997	Rutgers
1998	St. John's
1999	Connecticut
2000	Boston College
2001	St. John's
2002	Boston College
2003	Notre Dame
2004	Connecticut
2005	Connecticut
2006	St. John's
2007	Connecticut
2008	USF
2009	St. John's
2010	Louisville
2011	St. John's
2012	Notre Dame
2013	Marquette
2014	Providence
2015	Georgetown
2016	Butler

Totals: St. John's 9, Connecticut 7, Seton Hall 4, Boston College 3, Notre Dame 3, Syracuse 2, Butler 1, Marquette 1, Providence 1, Louisville 1, Georgetown 1, Rutgers 1, USF 1.

Women's Soccer

1993	Providence
1994	St. John's
1995	Notre Dame
1996	Notre Dame
1997	Notre Dame
1998	Notre Dame
1999	Notre Dame
2000	Notre Dame
2001	Notre Dame
2002	Connecticut
2003	Villanova
2004	Connecticut
2005	Notre Dame
2006	Notre Dame
2007	West Virginia
2008	Notre Dame
2009	Notre Dame
2010	West Virginia
2011	West Virginia
2012	Marquette
2013	Marquette
2014	DePaul
2015	Butler
2016	Georgetown

Totals: Notre Dame 11, West Virginia 3, Connecticut 2, Marquette 2, Providence 1, St. John's 1, Villanova 1, DePaul 1, Butler 1, Georgetown 1.

All-time BIG EAST Champions



Softball

1990	Connecticut
1991	Connecticut
1992	Connecticut
1993	Connecticut
1994	Providence
1995	Connecticut
1996	Connecticut
1997	Boston College
1998	Boston College
1999	Notre Dame
2000	Notre Dame
2001	Connecticut
2002	Notre Dame
2003	Notre Dame
2004	Seton Hall
2005	Seton Hall
2006	Notre Dame
2007	Louisville
2008	DePaul
2009	Notre Dame
2010	Syracuse
2011	Syracuse
2012	Louisville
2013	USF
2014	DePaul
2015	St. John's
2016	Butler
2017	DePaul

Totals: Connecticut 7, Notre Dame 6, DePaul 3, Louisville 2, Seton Hall 2, Syracuse 2, St. John's 1, Butler 1, USF 1, Providence 1.

Men's Swimming & Diving

1980	Syracuse
1981	Villanova
1992	Syracuse
1983	Pittsburgh
1984	Pittsburgh
1985	Pittsburgh
1986	Pittsburgh
1987	Pittsburgh
1988	Pittsburgh
1989	Pittsburgh
1990	Pittsburgh
1991	Pittsburgh
1992	Pittsburgh
1993	Villanova
1994	Pittsburgh
1995	Miami
1996	Syracuse
1997	Pittsburgh
1998	Pittsburgh
1999	Pittsburgh
2000	Pittsburgh
2001	Pittsburgh
2002	Pittsburgh
2003	Pittsburgh
2004	Pittsburgh
2005	Notre Dame
2006	Notre Dame
2007	West Virginia
2008	Notre Dame
2009	Notre Dame
2010	Louisville
2011	Louisville
2012	Notre Dame
2013	Notre Dame
2014	Xavier
2015	Xavier
2016	Xavier
2017	Seton Hall

Totals: Pittsburgh 19, Notre Dame 6, Syracuse 3, Xavier 3, Villanova 2, Louisville 2, West Virginia 1, Miami 1, Seton Hall 1.

Women's Swimming & Diving

1983	Pittsburgh
1984	Pittsburgh
1985	Pittsburgh
1986	Pittsburgh
1987	Pittsburgh
1988	Pittsburgh
1989	Pittsburgh
1990	Pittsburgh
1991	Pittsburgh
1992	Villanova
1993	Villanova
1994	Villanova
1995	Villanova
1996	Villanova
1997	Notre Dame
1998	Notre Dame
1999	Notre Dame
2000	Notre Dame
2001	Notre Dame
2002	Notre Dame
2003	Notre Dame
2004	Notre Dame
2005	Notre Dame
2006	Notre Dame
2007	Notre Dame
2008	Notre Dame
2009	Notre Dame
2010	Notre Dame
2011	Louisville
2012	Louisville
2013	Louisville
2014	Villanova
2015	Villanova
2016	Villanova
2017	Villanova

Totals: Notre Dame 14, Pittsburgh 9, Villanova 9, Louisville 3.

Men's Tennis

1979	Boston College
1980	St. John's
1981	Boston College
1982	Boston College
1983	Boston College
1984	Boston College
1985	Boston College
1986	Boston College
1987	Boston College
1988	Boston College
1989	Georgetown
1990	Boston College
1991	St. John's
1993	Miami
1994	Miami
1995	Miami
1996	Notre Dame
1997	Miami
1998	Miami
1999	Notre Dame
2000	Miami
2001	Miami
2002	Notre Dame
2003	Miami
2004	Notre Dame
2005	Notre Dame
2006	Louisville
2007	Notre Dame
2008	Notre Dame
2009	USF
2010	Louisville
2011	Louisville
2012	Louisville
2013	Notre Dame
2014	St. John's
2015	St. John's
2016	St. John's
2017	Butler

Totals: Boston College 10, Miami 8, Notre Dame 8, St. John's 5, Louisville 4, Georgetown 1, USF 1, Butler 1.

Women's Tennis

1982	Syracuse
1983	Boston College
1984	Syracuse
1985	Syracuse
1986	Boston College
1987	Boston College
1988	Boston College
1989	Boston College
1990	Boston College
1991	Miami
1992	Miami
1993	Miami
1995	Miami
1996	Notre Dame
1997	Notre Dame
1998	Miami
1999	Notre Dame
2000	Miami
2001	Notre Dame
2002	Miami
2003	Notre Dame
2004	Miami
2005	Notre Dame
2006	Notre Dame
2007	USF
2008	Notre Dame
2009	Notre Dame
2010	Notre Dame
2011	Notre Dame
2012	Notre Dame
2013	Notre Dame
2014	DePaul
2015	DePaul
2016	Xavier
2017	DePaul

Totals: Notre Dame 13, Miami 8, Boston College 6, DePaul 3, Xavier 1, USF 1, Syracuse 1.



Butler men's soccer defeated visiting Creighton, 2-1, at the Butler Bowl to win the 2016 BIG EAST Championship. The Bulldogs were the first Butler men's team to win a BIG EAST Championship title and the third team overall. Butler was the No. 2 seed in the championship.

All-time BIG EAST Champions

Men's Indoor Track & Field

1980 Connecticut
 1981 Seton Hall
 1982 Seton Hall
 1983 Villanova
 1984 Seton Hall
 1985 Villanova
 1986 Villanova
 1987 Pittsburgh
 1988 Georgetown
 1989 Georgetown
 1990 Georgetown
 1991 Georgetown
 1992 Syracuse
 1993 Seton Hall
 1994 Georgetown
 1995 Georgetown
 1996 Georgetown
 1997 Connecticut
 1998 Georgetown
 1999 Georgetown
 2000 Georgetown
 2001 Georgetown
 2002 Connecticut
 2003 Notre Dame
 2004 Connecticut
 2005 Notre Dame
 2006 Connecticut
 2007 Notre Dame
 2008 Connecticut
 2009 Connecticut
 2010 Notre Dame
 2011 Connecticut
 2012 Notre Dame
 2013 Connecticut
 2014 Villanova
 2015 Villanova
 2016 Villanova
 2017 DePaul
Totals: Georgetown 11, Connecticut 9, Notre Dame 5, Villanova 5, Seton Hall 4, Pittsburgh 1, Syracuse 1, DePaul 1.

Women's Indoor Track & Field

1983 Villanova
 1984 Villanova
 1985 Villanova
 1986 Villanova
 1987 Villanova
 1988 Villanova
 1989 Pittsburgh
 1990 Villanova
 1991 Villanova
 1992 Georgetown
 1993 Villanova
 1994 Seton Hall
 1995 Georgetown
 1996 Georgetown
 1997 Villanova
 1998 Georgetown
 1999 Pittsburgh
 2000 Villanova
 2001 Georgetown
 2002 Notre Dame
 2003 Miami
 2004 Miami
 2005 Pittsburgh
 2006 Notre Dame
 2007 Georgetown
 2008 Connecticut
 2009 Connecticut
 2010 Villanova
 2011 Louisville
 2012 Georgetown
 2013 Notre Dame
 2014 Villanova
 2015 Villanova
 2016 Marquette
 2017 Marquette
Totals: Villanova 13, Georgetown 7, Pittsburgh 3, Notre Dame 3, Connecticut 2, Marquette 2, Miami 2, Louisville 1, Seton Hall 1.

Men's Outdoor Track & Field


1981 Villanova
 1982 Connecticut
 1983 Villanova
 1984 Villanova
 1985 Villanova
 1986 Villanova
 1987 St. John's
 1988 Georgetown
 1989 Pittsburgh
 1990 Georgetown
 1991 Georgetown
 1992 Georgetown
 1993 Georgetown
 1994 Pittsburgh
 1995 Georgetown
 1996 Georgetown
 1997 Georgetown
 1998 Georgetown
 1999 Georgetown
 2000 Notre Dame
 2001 Georgetown
 2002 Connecticut
 2003 Notre Dame
 2004 Notre Dame
 2005 Rutgers
 2006 Notre Dame
 2007 Louisville
 2008 Notre Dame
 2009 Notre Dame
 2010 Notre Dame
 2011 Connecticut
 2012 Notre Dame
 2013 Connecticut
 2014 Villanova
 2015 Villanova
 2016 Marquette
 2017 DePaul
Totals: Georgetown 11, Notre Dame 8, Villanova 7, Connecticut 4, Pittsburgh 2, St. John's 2, Marquette 1, Louisville 1, Rutgers 1, DePaul 1.

Women's Outdoor Track & Field

1983 Villanova
 1984 Villanova
 1985 Villanova
 1986 Connecticut
 1987 Villanova
 1988 Villanova
 1989 Villanova
 1990 Pittsburgh
 1991 Pittsburgh
 1992 Georgetown
 1993 Seton Hall
 1994 Pittsburgh
 1995 Connecticut
 1996 Georgetown
 1997 Villanova
 1998 Miami
 1999 Miami
 2000 Villanova
 2001 Miami
 2002 Miami
 2003 Miami
 2004 Miami
 2005 Pittsburgh
 2006 Pittsburgh
 2007 Notre Dame
 2008 Louisville
 2009 Louisville
 2010 Louisville
 2011 Louisville
 2012 Louisville
 2013 Notre Dame
 2014 Villanova
 2015 Villanova
 2016 Marquette
 2017 Marquette
Totals: Villanova 10, Miami 6, Louisville 5, Pittsburgh 5, Connecticut 2, Georgetown 2, Notre Dame 2, Marquette 1, Seton Hall 1.

Women's Volleyball

1982 Pittsburgh
 1983 Providence
 1984 Pittsburgh
 1985 Providence
 1986 Pittsburgh
 1987 Providence
 1988 Pittsburgh
 1989 Pittsburgh
 1990 Pittsburgh
 1991 Pittsburgh
 1992 Pittsburgh
 1993 Pittsburgh
 1994 Pittsburgh
 1995 Notre Dame
 1996 Notre Dame
 1997 Notre Dame
 1998 Notre Dame
 1999 Georgetown
 2000 Notre Dame
 2001 Notre Dame
 2002 Notre Dame
 2003 Pittsburgh
 2004 Notre Dame
 2005 Notre Dame
 2006 Louisville
 2007 St. John's
 2008 Louisville
 2009 Louisville
 2010 Louisville
 2011 Cincinnati
 2012 Louisville
 2013 Marquette
 2014 Creighton
 2015 Creighton
 2016 Creighton
Totals: Pittsburgh 11, Notre Dame 9, Louisville 5, Providence 3, Creighton 3, Marquette 1, Cincinnati 1, Georgetown 1, St. John's 1.



After finishing second in each of the past three years, Georgetown led from start to finish and won the 2017 BIG EAST Women's Golf Championship at the Callawassie Island Golf Club, their first women's golf championship in program history.



James Danko
Butler University



Rev. Daniel Hendrickson, S.J., Ph.D.
Creighton University




Dr. A. Gabriel Esteban
DePaul University



John J. DeGioia, Ph.D.
Georgetown University



Dr. Michael R. Lovell
Marquette University



Rev. Brian J. Shanley, O.P.
Providence College



Conrado Gempesaw, Ph.D.
St. John's University



Dr. Mary Meehan
Interim, Seton Hall University



Rev. Peter M. Donahue, O.S.A.
Villanova University




Michael J. Graham, S.J.
Xavier University

BIG EAST Athletic Directors



Barry Collier
Butler University



Bruce Rasmussen
Creighton University



Jean Lenti Ponsetto
DePaul University



Lee Reed
Georgetown University



Bill Scholl
Marquette University



Robert Driscoll, Jr.
Providence College



Anton Goff
St. John's University



Pat Lyons
Seton Hall University



Mark Jackson
Villanova University



Greg Christopher
Xavier University



Kelan Martin, Butler

THE TOP PLAYERS ARE BACK

The BIG EAST has plenty of returning firepower in 2017-18. Four All-BIG EAST First Team and four All-BIG EAST Second Team performers return. The first teamers are: Creighton's Marcus Foster, Seton Hall's Angel Delgado, Villanova's Jalen Brunson and Xavier's Trevon Bluiett. The second teamers are: Butler's Kelan Martin, Providence's Kyron Cartwright and Rodney Bullock and Seton Hall's Khadeen Carrington.

defeating Winthrop (76-64) and Middle Tennessee State (74-65). The Bulldogs were eliminated by eventual national champion North Carolina (92-80).

Villanova, the No. 1 seed in the East Region and defending NCAA champion, saw its season end in a 65-62 loss to No. 8 seed Wisconsin in the second round. Creighton, Seton Hall, Marquette and Providence lost their first round NCAA contests.

GAVITT TIPOFF GAMES GET THE SEASON STARTED

The Gavitt Tipoff Games, an annual early-season series played between the BIG EAST and Big Ten Conferences, is in its third year in 2017-18. The series is named in honor of Dave Gavitt, founder of the BIG EAST and basketball visionary. The series is eight games during the first full week of the regular season with each conference playing at home four times.

This year's schedule:

Monday, Nov. 13

Minnesota at Providence 6:30 FS1

Tuesday, Nov. 14

Purdue at Marquette 8:30 FS1

Wednesday, Nov. 15

Indiana at Seton Hall 6:30 FS1

Butler at Maryland 8:30 FS1

Creighton at Northwestern 9:00 BTN

Thursday, Nov. 16

Nebraska at St. John's 6:30 FS1

Xavier at Wisconsin 8:30 FS1

Friday, Nov. 17

DePaul at Illinois 8:30 BTN



BIG EAST EARNED SEVEN NCAA BIDS IN 2016-17

The BIG EAST landed seven of its 10 teams in the 2017 NCAA Championship, the highest percentage of NCAA representation for any conference. The 70 percent figure is the second highest mark in BIG EAST history. In 1991, the league placed seven of nine teams in the NAAs. In its current 10-team alignment, the BIG EAST has earned 22 NCAA bids in four years. In 2017, BIG EAST compiled a 6-7 NCAA record.

NEW FOR 2017-18: PATRICK EWING, LAVALL JORDAN, WINTRUST ARENA

Butler and Georgetown have new head coaches and DePaul has a new arena. Georgetown hired Patrick Ewing, acclaimed as the greatest player in school history. He is a member of the Naismith Memorial Basketball Hall of Fame and has been an NBA assistant coach for 15 years. Butler tabbed LaVall Jordan, who helped Butler to conference championships and NCAA Tournament appearances as both a player and an assistant coach. He was the head coach at Milwaukee last year and spent 12 seasons as an assistant coach. Jordan played at Butler from 1998-2001. DePaul is moving into Wintrust Arena, a new state-of-art facility in downtown Chicago. The court, which will be named Ray and Marge Meyer Court, will feature a definitive Chicago flavor as the city's world-famous skyline will dominate half of the playing surface. The seating capacity will be 10,387.

BIG EAST TEAMS COMPLETED NON-CONFERENCE PLAY WITH 98-29 MARK

BIG EAST teams have compiled a 98-29 (.772) record against non-conference competition for the 2016-17 regular season. In 2015-16, league squads compiled a 96-30 (.762) mark against outside competition. The league had a combined 94-30 (.758) in the 2014-15 regular season.

NCAA RECAP—XAVIER ADVANCED TO ELITE EIGHT; BUTLER MADE SWEET 16

Xavier, the 11th seed in the West Region and tied for the lowest seed among the seven BIG EAST teams that earned NCAA invitations, advanced the farthest. The Musketeers knocked off No. 6 seed Maryland (76-65), No. 3 seed Florida State (91-66) and No. 2 seed Arizona (73-71) before losing to No. 1 seed Gonzaga (83-59) in the Elite Eight. Xavier made its sixth Sweet 16 appearance in the last 10 years and played in its third Elite Eight. Butler, the No. 4 seed in the South Region, advanced to the Sweet 16 for the first time since 2011 after

BIG EAST LAUNCHES 'BIG EAST SHOOTAROUND'

In August, the BIG EAST launched "BIG EAST Shootaround," a live weekly online show that focuses on the league's premier sport of men's basketball in a full digital-forward approach. The show will be distributed on FOX Sports GO, the BIG EAST Facebook page and @BIGEAST Twitter handle and via podcast on iTunes, Google Play and Stitcher.

BIG EAST Shootaround will feature behind the scenes, in-depth stories from the Conference's 10 member schools. John Fanta, a Seton Hall alum and senior BIG EAST correspondent, serves as the show's host. Guests include coaches, basketball student-athletes, media members and other basketball insiders. Women's basketball coverage will be included in the programming mix.



BIG EAST Shootaround with hosts Jay Alter and John Fanta and guest Rob Stone from FOX Sports.

VILLANOVA WON 35TH TOURNAMENT AT MSG

Villanova's Josh Hart led the way with 29 points to propel the Wildcats to a 74-60 victory over Creighton in the 2017 BIG EAST Tournament championship game at Madison Square Garden. It was the 35th BIG EAST Tournament played at the World's Most Famous Arena. Villanova advanced to the final after edging Seton Hall 55-53 in the semifinals and beating St. John's 108-67 in the quarterfinals.

SOME BIG EAST STANDOUTS WERE AMONG THE NATIONAL LEADERS

Many BIG EAST players were among the nation's best statistically. Seton Hall's Angel Delgado led the nation in rebounding with a 13.1 average. Marquette's Markus Howard ranked first nationally in 3-point shooting, making 54.7 percent. Creighton's Justin Patton was second in field goal percentage, making 67.6 percent. Butler's Tyler Lewis ranked second in assist/turnover ratio at +4.15. Providence's Kyron Cartwright finished fourth nationally in assists with a 6.7 average.



Justin Patton

NBA TAKES THREE FROM NBA DRAFT

Creighton's Justin Patton, Villanova's Josh Hart and Xavier's Edmond Sumner were the three BIG EAST players selected in the 2017 NBA Draft. Patton and Hart were taken in the first round and Sumner was a second-round pick.

Patton, a 7-0 center who was named BIG EAST Freshman of the Year, was taken 16th overall by the Chicago Bulls, then immediately traded to the Minnesota Timberwolves. Hart, a 6-5 guard who was the BIG EAST Player of the Year, was the 30th and final pick of the first round. He was selected by the Utah Jazz, then traded to the Los Angeles Lakers.

Sumner was selected in the second round and 52nd overall by the New Orleans Pelicans then dealt to the Indiana Pacers. Sumner was drafted despite suffering a torn ACL injury in a game on Jan. 29 which caused him to miss the remainder of the season.

SOME BIG EAST RECORDS FELL, TOO

In addition to leading the nation in rebounding in all games, Seton Hall's Angel Delgado broke one of the BIG EAST's oldest records, rebound average in league games. Delgado's 14.1 rebound mark in conference play broke the record of 14.0 set by Pittsburgh's Jerome Lane in 1986-87. Marquette's Markus Howard set a league and freshman record in 3-point shooting percentage, connecting on 57.3 percent of his attempts from beyond the arc. Garrick Thomas of Pitt (1992-96) held the old record at 52.4 percent. As a team, Marquette set a 3-point record with 196 3-pointers made, which broke the mark of 173 set by Creighton in 2013-14.

BIG EAST TEAMS HAVE WON EIGHT NCAA NATIONAL TITLES

With Villanova's win in 2016, teams from the BIG EAST have captured the NCAA National Championship eight times and own an 8-5 record in the title games, including when Villanova beat Georgetown 66-64 in 1985. The BIG EAST's NCAA Champions are: Georgetown ('84), Villanova ('85, '16), Connecticut ('99, '04, '11), Syracuse ('03) and Louisville ('13).

CREIGHTON, MARQUETTE AGAIN WERE THE ATTENDANCE LEADERS

Creighton and Marquette ranked among the top 20 schools in the nation in home attendance. Creighton ranked fifth with an average crowd of 17,412 fans at the CenturyLink Center. It's the sixth straight season the Bluejays have been ranked in the top 10. Marquette was 19th with an average home attendance of 13,715 at the BMO Harris Bradley Center. Marquette has been ranked among the top 25 for the last 16 seasons.

After Creighton and Marquette, Xavier was 38th with an average of 10,282 at the Cintas Center. Villanova was 44th with an average home crowd of 9,772. Providence (8,492), Georgetown (8,479) and St. John's (8,448) were ranked 53rd through 55th. Butler was 57th (8,357). Seton Hall was 62nd (7,953) and DePaul 100th (4,922).

As a conference, the BIG EAST ranked fifth for a fourth straight year with an average attendance of 10,014, up from a 9,595 mark in 2015-16. The 2017 BIG EAST Tournament was second among conference postseason tournaments with an average crowd of 17,556 fans at Madison Square Garden.

BIG EAST RETURNING CAREER LEADERS

The following BIG EAST returning players have the highest career totals in their respective categories (BIG EAST games only).

Points	749	Trevon Bluiett, Xavier
Scoring Average	17.94	Shamorie Ponds, St. John's
Rebounds	614	Angel Delgado, Seton Hall
Rebounding Average	11.37	Angel Delgado, Seton Hall
3-point Field Goals	92	Trevon Bluiett, Xavier
Assists	222	Khadeen Carrington, Seton Hall
Assists Average	4.11	Khadeen Carrington, Seton Hall
Blocks	79	Kassoum Yakwe, St. John's
Blocks Average	2.83	Kassoum Yakwe, St. John's
Steals	50	Khadeen Carrington, Seton Hall
Steals Average	2.33	Shamorie Ponds, St. John's



DePaul's new home court - Wintrust Arena (Chicago, Ill.)

VILLANOVA'S BRUNSON NAMED PRESEASON PLAYER OF THE YEAR; SPELLMAN CHOSEN PRESEASON FRESHMAN OF THE YEAR

Villanova guard Jalen Brunson has been chosen 2017-18 BIG EAST Preseason Player of the Year by a vote of the league's head coaches. Wildcat forward Omari Spellman was named Preseason Freshman of the Year. The coaches, who were not permitted to place their own players on their ballots, also chose an All-BIG EAST First Team, Second Team and Honorable Mention.

Brunson, a 6-2 junior from Lincolnshire, Ill., averaged 14.1 points and 4.1 assists for the Wildcats. His assist average ranked second in the BIG EAST. His assist/turnover ratio of +2.0 was third in the league. From his point guard position, Brunson guided the Wildcats to a 32-4 record, which included a BIG EAST regular-season crown and a BIG EAST Tournament title. He was a unanimous All-BIG EAST First Team selection and an All-Tournament Team pick. Two seasons ago, Brunson was a starter on the Wildcats' NCAA national championship team.

Spellman, a 6-8 native of North Royalton, Ohio, is a player who is effective around the basket and a threat to score from 3-point range. In 2016-17, he was ruled an academic redshirt by the NCAA and was not able to play, but was able to practice with the team. He has four years of eligibility. Spellman played his final year of high school basketball at St. Thomas More (Conn.) and averaged 16 points and seven rebounds in 2015-16. In the 2016 Jordan Brand Classic, he recorded 12 points and 15 rebounds.

The 2017-18 Preseason All-BIG EAST First Team includes three unanimous selections: Creighton guard Marcus Foster, Seton Hall forward Angel Delgado and Xavier guard Trevon Bluiett. All three are seniors. The other first team selections are Butler forward Kelan Martin and Seton Hall guard Khadeen Carrington.

Foster was third in the BIG EAST in scoring last year with an 18.2 average and made 73 3-pointers. He helped the Bluejays to a 25-10 overall record, a tie for third place in the league with a 10-8 mark and an NCAA Tournament appearance. Creighton advanced to the BIG EAST Tournament title game with Foster making the All-Tournament Team.

Delgado and Carrington were two critical components of Seton Hall's 21-12 season that included the Pirates' second straight NCAA Tournament berth. Delgado led the nation in rebounding with a 13.1 mark and averaged 15.2 points. Carrington, another senior, was the team's leading scorer with a 17.1 average, sixth in the BIG EAST. Delgado was an All-BIG EAST First Team and All-Tournament selection, while Carrington made the All-BIG EAST Second Team.

Bluiett, a Preseason All-BIG EAST First Team pick for a second straight season, also has made the all-conference first team at the end of the past two years. Last season, he averaged 18.5 points and 5.7 rebounds. His scoring mark ranked second in the league. Bluiett has been an All-Tournament Team selection each of the past two seasons.

Butler's Martin also made the Preseason All-BIG EAST First Team for a second consecutive year. The 6-7 forward led the Bulldogs in scoring and rebounding with 16.0 and 5.8 averages, respectively. He was an All-BIG EAST Second Team pick for a second straight season in 2016-17. The Bulldogs advanced to the NCAA Sweet 16 round last year and finished 25-9 overall and 12-6 in the BIG EAST.

Due to a tie in the voting, the Preseason All-BIG EAST Second Team has six members with Providence and St. John's each grabbing two spots. Both Friars are seniors, forward Rodney Bullock and guard Kyron Cartwright. Bullock led the PC squad with a 15.7 scoring mark and a 6.4 rebounding average. Cartwright was named BIG EAST Most Improved Player after leading the league in assists with a 6.7 average and an 11.4 scoring mark. Bullock and Cartwright were All-BIG EAST Second Team picks while helping the Friars to their fourth straight NCAA tourney bid.

The two St. John's selections are the backcourt duo of Shamorie Ponds and Marcus LoVett. Both made the BIG EAST All-Freshman Team unanimously last year. Ponds finished fifth in the BIG EAST in scoring with a 17.4 average, while LoVett was ninth at 15.9. Ponds' 2.1 steal average led the league. Both players made more than 80 percent of their free throws.

Marquette's Markus Howard and Villanova's Mikal Bridges are the other second team honorees. Howard joined Ponds and LoVett on the BIG EAST All-Freshman Team after averaging a team-leading 13.2 points. He was first in the nation in 3-point shooting, connecting on 54.7 percent of his shots beyond the arc. Bridges, a 6-7 junior forward, averaged 9.8 points and 4.6 points. He also shared the BIG EAST Defensive Player of the Year award.

The Preseason All-BIG EAST Honorable Mention group includes three selections – Creighton junior guard Khyri Thomas, Seton Hall senior wing Desi Rodriguez and Xavier senior guard J.P. Macura. Thomas showed all-around skills last season after averaging 12.3 points, 5.8 rebounds and 3.3 assists, while sharing BIG EAST Defensive Player of the Year honors. Rodriguez, a 6-6 senior, averaged 15.7 points and 5.2 boards. Macura, a 6-5 senior guard, was the Musketeers' second top scorer, averaging 14.4 points.



Jalen Brunson, Villanova

BIG EAST Preseason Player of the Year

Jalen Brunson, Villanova
G, Jr., 6-2, 190, Lincolnshire, Ill.

BIG EAST Preseason Freshman of the Year

Omari Spellman, Villanova
F, Fr., 6-8, 255, North Royalton, Ohio.

BIG EAST Preseason All-BIG EAST First Team

Kelan Martin, Butler
F, Sr., 6-7, 220, Louisville, Ky.
Marcus Foster, Creighton
G, Sr., 6-3, 210, Wichita Falls, Texas
Khadeen Carrington, Seton Hall
G, Sr., 6-4, 195, Brooklyn, N.Y.
Angel Delgado, Seton Hall
C, Sr., 6-10, 240, Bajos De Haina, Dominican Republic
Trevon Bluiett, Xavier
G, Sr., 6-6, 198, Indianapolis, Ind.

BIG EAST Preseason All-BIG EAST Second Team

Markus Howard, Marquette
G, So., 5-11, 175, Chandler, Ariz.
Rodney Bullock, Providence
F, Sr., 6-8, 225, Hampton, Va.
Kyron Cartwright, Providence
G, Sr., 5-11, 185, Compton, Ca.
Marcus LoVett, St. John's
G, So., 6-0, 180, Fort Wayne, Ind.
Shamorie Ponds, St. John's
G, So., 6-1, 165, Brooklyn, N.Y.
Mikal Bridges, Villanova
F/G, Jr., 6-7, 210, Malvern, Pa.

Preseason All-BIG EAST Honorable Mention

Khyri Thomas, Creighton
G, Jr., 6-3, 205, Omaha, Neb.
Desi Rodriguez, Seton Hall
F, Sr., 6-6, 215, Bronx, N.Y.
J.P. Macura, Xavier
G, Sr., 6-5, 203, Lakeville, Minn.

VILLANOVA SITS ATOP PRESEASON COACHES' POLL AGAIN

For the fourth straight year, Villanova has been chosen to capture the BIG EAST regular-season crown in the BIG EAST Preseason Coaches' Poll. The Wildcats received eight first-place votes from the league's head coaches and a total of 80 points in the poll. Seton Hall and Xavier also received a first-place vote. Coaches do not place their own teams on their ballots.

The coaches' poll has been on the mark going with the Wildcats. Villanova has taken the last four regular-season BIG EAST crowns outright, a league record. Last season, Villanova finished in first place with a 15-3 mark, three games ahead of second-place Butler, which was 12-6. During their run of four regular-season titles, Villanova has compiled a 63-9 record. For 2017-18, coach Jay Wright's squad will be aiming for an unprecedented fifth consecutive title. Last year, the team finished with a 32-4 overall record, which included their second BIG EAST Tournament title over the last three years.

The Wildcats return two full-time starters from last year's team. Junior guard Jalen Brunson is back at point guard. He was a unanimous All-BIG EAST First Team pick last season after averaging 14.7 points and 4.1 assists. His assist average ranked second in the BIG EAST and his +2.0 assist-to-turnover ratio was third in the league. Junior forward Mikal Bridges, the other returning starter, averaged 9.8 points and 4.6 rebounds. Guard Donte DiVincenzo is another top returnee. He made the BIG EAST All-Freshman Team after averaging 8.8 points and 3.8 rebounds.

Seton Hall placed second in the poll. It's the Pirates' highest position in the Preseason Coaches' Poll since 2000-01. This year, Seton Hall welcomes back four starters from a 21-12 club that earned a second straight NCAA Tournament bid. A trio of seniors is the basis for optimism in 2017-18. Forward Angel Delgado led the nation with a 13.1 rebounding average and scored at a 15.2 clip. Guard Khadeen Carrington was the team's top scorer, averaging 17.1 points. Desi Rodriguez compiled averages of 15.7 points and 5.2 rebounds on the wing.

Xavier was tabbed for third place. The Musketeers reached the NCAA West Regional final last year and finished with a 24-14 record after going 9-9 in BIG EAST play. Xavier's strength is in its three-guard lineup of Trevon Bluiett, J.P. Macura and Quentin Goodin. Bluiett, a first team All-BIG EAST selection in each of the past two seasons, averaged 18.5 points and 5.7 rebounds last year. Macura was second in scoring with a 14.4 average. Goodin started 18 games as a freshman and averaged 5.1 points and 3.4 assists.

Providence is slotted for fourth place. The Friars made their fourth straight NCAA appearance last March and finished with a 20-13 overall record and a 10-8 BIG EAST mark. The senior duo of forward Rodney Bullock and guard Kyron Cartwright is PC's foundation. Bullock averaged a team-leading 15.7 points and 6.4 rebounds. Cartwright averaged 11.4 points and a league-leading 6.7 assists. He was named BIG EAST Most Improved Player. Guard Jalen Lindsey averaged 10.7 points and 4.3 boards.

Creighton is predicted to finish fifth. The Bluejays also earned a trip to the NCAA Tournament, finishing with a 25-10 record and a 10-8 BIG EAST mark. Guard Marcus Foster returns for his senior season after averaging 18.2 points en route to All-BIG EAST First Team honors. Junior Khyri Thomas, one of the league's most versatile performers, averaged 12.3 points, 5.8 rebounds and 3.3 assists. He shared BIG EAST Defensive Player of the Year honors. Syracuse transfer Kaleb Joseph is expected to bolster the backcourt.

St. John's edged Marquette and Butler for sixth place. The Red Storm showed significant improvement last year by going from one victory two seasons ago to a 7-11 BIG EAST record last year. The freshman backcourt of Shamorie Ponds and Marcus LoVett made great first impressions. Ponds averaged 17.4 points and LoVett scored at a 15.9 clip. Both made the BIG EAST All-Freshman Team. Forward Bashir Ahmed returns after averaging 13.4 points and a team-high 5.5 rebounds.

Marquette got back to the NCAA Tournament last year for the first time since 2013. Guard Markus Howard was a key catalyst on a team that finished 19-13 overall and 10-8 in league play. A BIG EAST All-Freshman Team selection, Howard averaged 13.2 points and led the nation in 3-point shooting, making 54.7 percent. Senior guard Andrew Rowsey, another returning sharpshooter, averaged 11.6 points and shot 44.7 percent from beyond the arc. He won the BIG EAST Sixth Man of the Year award.

Butler is picked for eighth place. The Bulldogs, who will be guided by new coach LaVall Jordan, were an NCAA Sweet 16 team last March and finished 25-9 overall. Forward Kelan Martin led the team in scoring last year with a 16.0 average and in rebounding at 5.8. Guard Kamar Baldwin averaged 10.1 points in his rookie season and earned BIG EAST All-Freshman Team honors. Senior forward Tyler Wideman averaged 7.2 points and 5.0 boards.

Georgetown was chosen ninth. The Hoyas' new coach Patrick Ewing returns to his alma mater after leading the Hoyas to three NCAA title games, including the 1984 national cham-

PRESEASON COACHES' POLL

	Pts.
1. Villanova (8)	80
2. Seton Hall (1)	71
3. Xavier (1)	63
4. Providence	59
5. Creighton	48
6. St. John's	36
7. Marquette	34
8. Butler	32
9. Georgetown	15
10. DePaul	12

First-place votes in parentheses.

pionship. His first Hoya team will be led by center Jessie Govan, who averaged 10.3 points and 5.0 rebounds last season. Forward Marcus Derrickson averaged 8.3 points and 4.1 rebounds. Last year, Georgetown had a 14-18 overall record and a 5-13 BIG EAST mark.

DePaul was 10th in the poll. The Blue Demons, with four starters back, figure to be led by guard Eli Cain, who averaged a team-leading 15.6 points. Forward Tre'Darius McCallum averaged 9.7 points and a team-high 6.8 rebounds. Guard Brandon Cyrus averaged 6.3 points and forward Joe Hanel averaged 4.6 points and 4.8 boards. Forward Peter Ryckbosch is back after missing last season with a knee injury.

FOX SPORTS IS THE HOME FOR BIG EAST BASKETBALL

The BIG EAST television schedule features a fifth straight season of comprehensive coverage by FOX Sports, the league's television partner. The BIG EAST will enjoy increased exposure on the FOX broadcast network with 17 games televised in the regular season, the most over-the-air national telecasts of any conference. The league's double round-robin competition climaxes with FOX Sports complete coverage of the 36th BIG EAST Tournament played at Madison Square Garden.

This season, FS1 will carry more than 100 BIG EAST games overall, and each of the FOX broadcast network's telecasts will be a weekend contest. All 90 conference regular-season games again will be nationally televised. Eighty-four of the 90 BIG EAST contests will include at least one team that made the 2017 NCAA Tournament. Gus Johnson and Bill Raftery return as the FOX Sports lead announce team.

CBS Sports and CBS Sports Network again will televise selected BIG EAST games, with CBS Sports carrying three contests on its broadcast network. The three games are Georgetown hosting long-time rival Syracuse on Dec. 16 and Villanova playing at Butler on Dec. 30 and at Connecticut on Jan. 20.

The CBS Sports Network schedule includes 16 conference contests and at least two non-league games.

The conference season begins Dec. 27 and Dec. 28. Three contests will be played on the 27th, with Villanova, on a BIG EAST-record streak of four straight regular-season titles, visiting DePaul. In a battle of two 2017 NCAA tourney teams, Xavier, which reached the Elite Eight, plays at Marquette. Butler travels to Georgetown in a game between the conference's two new head coaches, Butler's LaVall Jordan and Georgetown's Patrick Ewing.

On Dec. 28, Seton Hall hosts Creighton in a battle of two squads that made the NCAA Tournament last March. Providence, coming off a school-record fourth straight NCAA appearance, meets St. John's at Carnesecca Arena.

Last season, seven of the 10 BIG EAST schools—Butler, Creighton, Marquette, Providence, Seton Hall, Villanova and Xavier—earned NCAA Championship bids. Xavier advanced the farthest, reaching the West Regional final. Butler made it to the round of Sweet 16.

The BIG EAST will play two games on MLK Day, Jan. 15. Butler will visit Providence at 4:30 p.m. and DePaul will travel to Marquette at 9 p.m. Both games will be telecast on FS1.

FOX and FS1 again will serve as the television home of the BIG EAST Tournament at Madison Square Garden on March 7-10. Held at the World's Most Famous Arena for the 36th consecutive year, the event is college basketball's longest running postseason conference tourney conducted at the same venue. The FOX broadcast network will carry the Championship game at 6:30 p.m. ET on Saturday, March 10. All other rounds will be telecast on FS1.

Additionally, FS1 will telecast all four BIG EAST home games in the third annual Gavitt Tipoff Games, a series between the BIG EAST and the Big Ten Conferences held during the first full week of the regular season. Those games are: Minnesota at Providence on Nov. 13, Purdue at Marquette on Nov. 14, Indiana at Seton Hall on Nov. 15 and Nebraska at St. John's on Nov. 16.



FS1 To Telecast More Than 100 Games; FOX Broadcast Network Exposure Increases To 18 Games



Bill Raftery and Gus Johnson, FOX Sports

The BIG EAST on Television

HIGHLIGHTS OF THE 2017-18 SCHEDULE INCLUDE:

- BIG EAST coverage on FOX broadcast network includes 15 league games and a pair of non-league contests. The first BIG EAST league contest on FOX is Xavier at Providence at noon ET on Saturday, Jan. 6. FOX will carry BIG EAST doubleheaders on three straight Saturdays in February—Feb. 10, 17 and 24. Each twinbill will begin at noon ET. On Saturday, March 3, the last day of the regular season, FOX will have a tripleheader of Wild Card selections starting at noon. The two non-league contests confirmed are Butler versus Purdue in the Crossroads Classic on Dec. 16 and Duke at St. John's from Madison Square Garden on Feb. 3.
- CBS Sports will telecast three games involving BIG EAST teams: Georgetown hosts Syracuse on Saturday, Dec. 16 and Villanova plays at Butler on Saturday, Dec. 30. Villanova travels to Connecticut on Jan. 20.
- CBS Sports Network again will carry a strong lineup of BIG EAST play, including 16 conference games and at least two non-conference games.
- The BIG EAST will play a holiday doubleheader on MLK Day, Jan. 15. Butler plays at Providence at 4:30 p.m. and DePaul travels to Marquette at 9 p.m. Both games will be telecast on FS1.
- For the third straight season, the BIG EAST Tournament championship final will be carried on FOX. Tipoff will be 6:30 p.m. ET. The FS1 tourney coverage will begin with a first-round-doubleheader on Wednesday, March 7. Quarterfinal doubleheaders will be played Thursday afternoon and evening, March 8. The semifinal doubleheader is held Friday, March 9, followed by the championship game on Saturday evening, March 10.
- FS2 and the FOX Sports Regional Networks will air games not carried by FOX, FS1, CBS or CBS Sports Network, including conference and non-conference contests.
- For the fifth straight year, the BIG EAST will feature an 18-game double round-robin conference schedule.



FOX BROADCAST NETWORK SCHEDULE

	Time (ET)
Dec. 16	Butler vs. Purdue Noon
Jan. 6	Xavier at Providence Noon
Jan. 13	Creighton at Xavier 2:00
Jan. 20	Xavier at Seton Hall 2:30
Jan. 28	Villanova at Marquette 1:00
Feb. 3	Duke at St. John's (MSG) Noon
Feb. 4	Seton Hall at Villanova (WF) Noon
Feb. 10	Butler at Villanova (WF) Noon
	Xavier at Creighton 2:30
Feb. 17	Providence at Butler Noon
	Villanova at Xavier 4:30
Feb. 24	Seton Hall at St. John's (MSG) Noon
	Villanova at Creighton 2:30
March 3	FOX Wildcard TBD
	FOX Wildcard TBD
	FOX Wildcard TBD



CBS SPORTS SCHEDULE

Dec. 16	Syracuse at Georgetown 12:30
Dec. 30	Villanova at Butler 4:00
Jan. 20	Villanova at Connecticut Noon



MARTIN LUTHER KING JR. DAY

JAN. 15 — GAMES ON FS1

Butler at Providence 4:30
DePaul at Marquette 9:00



BIG EAST DIGITAL NETWORK

BIG EAST basketball during the 2017-18 season will also be carried on the BIG EAST Digital Network. BEDN, launched in September 2014, is a dedicated channel within FOX Sports GO, the mobile app that provides live streaming video of FOX Sports content at home or on-the-go. FOX Sports GO app users who are also subscribers of participating video providers can live stream men's basketball telecasts carried on the FOX broadcast network, FS1, FS2 and the FOX Sports Regional Networks. FOX Sports GO is currently available for iOS, Android, Kindle Fire tablets and Fire phones, select Windows devices, and on desktops through FOXSportsGO.com. Streaming on FOX Sports GO is also now available on several connected devices, including Apple TV, Roku and Chromecast. Fans can download the mobile app for free from the iTunes App Store, Google Play, Amazon App Store and Windows Store.

BEDN will also carry 225 live streamed events, including every women's basketball conference game that is not carried by FOX Sports or CBS Sports Network. All BIG EAST championships will be carried on a FOX Sports channel or BEDN. BEDN content also will include highlights, selected news coverage and shoulder programming.

BEDN, along with Facebook Live and Periscope will also house "BIG EAST Shootaround," the league's live weekly interactive online show.

The BIG EAST on Television



BIG EAST GAMES ON TV

	Time (ET)	Network		Time (ET)	Network		Time (ET)	Network
Wednesday, December 27			Saturday, January 20			Saturday, February 17		
Butler at Georgetown	6:30	FS1	St. John's at Georgetown	Noon	FS1	Providence at Butler	Noon	FOX
Villanova at DePaul	7:30	CBSSN	Butler at DePaul	2:00	FS1	Villanova at Xavier	4:30	FOX
Xavier at Marquette	8:30	FS1	Xavier at Seton Hall	2:30	FOX	Marquette at Creighton	10:00	FSN
			Creighton at Providence	3:00	CBSSN			
Thursday, December 28			Tuesday, January 23			Sunday, February 18		
Creighton at Seton Hall	6:30	FS1	Providence at Villanova ^{WF}	6:30	FS1	DePaul at Seton Hall	1:00	FS1
Providence at St. John's ^{CA}	7:00	FSN	Creighton at St. John's ^{CA}	8:30	FS1			
Saturday, December 30			Wednesday, January 24			Tuesday, February 20		
DePaul at Xavier	2:00	FS1	Marquette at Xavier	6:30	FS1	Creighton at Butler	7:00	FS1
Villanova at Butler	4:00	CBS	DePaul at Georgetown	8:30	FS1			
Georgetown at Marquette	4:30	FS1						
Sunday, December 31			Saturday, January 27			Wednesday, February 21		
St. John's at Seton Hall	Noon/5:00	FS1	St. John's at Butler	2:30	FS1	Xavier at Georgetown	6:30	FS1/FSN
Providence at Creighton	2:30	FS1	Georgetown at Creighton	8:00	CBSSN	Seton Hall at Providence	6:30	FS1/FSN
						St. John's at Marquette	8:30	FSN
						DePaul at Villanova ^{WF}	8:30	FS1
Tuesday, January 2			Sunday, January 28			Saturday, February 24		
Butler at Xavier	7:00	FS1	Villanova at Marquette	1:00	FOX	Seton Hall at St. John's ^{MSG}	Noon	FOX
Georgetown at DePaul	9:00	FS1	Seton Hall at DePaul	4:00	CBSSN	Marquette at DePaul	Noon	FSN
						Providence at Georgetown	Noon	CBSSN
						Villanova at Creighton	2:30	FOX
Wednesday, January 3			Tuesday, January 30			Monday, February 26		
Marquette at Providence	6:30	CBSSN	Xavier at St. John's ^{CA}	8:30	CBSSN	Marquette at Georgetown	7:00	FS1
St. John's at Creighton	8:00	FS1						
Saturday, January 6			Wednesday, January 31			Tuesday, February 27		
Xavier at Providence	Noon	FOX	Providence at Seton Hall	7:00	FS1	DePaul at Creighton	9:00	FS1
Creighton at Georgetown	Noon	FSN	Butler at Marquette	9:00	FS1			
DePaul at St. John's ^{CA}	2:00	FSN						
Seton Hall at Butler	2:30	FS1	Thursday, February 1			Wednesday, February 28		
Marquette at Villanova ^{WF}	8:00	FS1	Creighton at Villanova ^{WF}	6:30	FS1	Providence at Xavier	6:30	FS1
						Villanova at Seton Hall	8:30	FS1
						Butler at St. John's ^{CA}	9:00	CBSSN
Tuesday, January 9			Saturday, February 3			Saturday, March 3		
Georgetown at St. John's ^{MSG}	6:30	FS1	DePaul at Butler	Noon	FS1	Xavier at DePaul	Noon	TBD
Butler at Creighton	8:30	FS1	Providence at Marquette	2:30	FS1	Butler at Seton Hall	TBD	TBD
Seton Hall at Marquette	9:00	CBSSN	Georgetown at Xavier	6:00	CBSSN	Creighton at Marquette	TBD	TBD
						Georgetown at Villanova ^{WF}	TBD	FOX
						St. John's at Providence	TBD	TBD
Wednesday, January 10			Sunday, February 4					
Xavier at Villanova ^{WF}	8:00	FS1	Seton Hall at Villanova ^{WF}	Noon	FOX			
Friday, January 12			Tuesday, February 6					
Marquette at Butler	6:30	FS1	Xavier at Butler	6:30	FS1			
Providence at DePaul	8:30	FS1	Georgetown at Providence	8:30	FS1			
Saturday, January 13			Wednesday, February 7					
Georgetown at Seton Hall	Noon	FS1	Marquette at Seton Hall	7:00	FS1			
Creighton at Xavier	2:00	FOX	St. John's at Villanova ^{WF}	7:00	CBSSN			
Villanova at St. John's ^{MSG}	8:00	TBD	Creighton at DePaul	9:00	FS1			
Monday, January 15			Saturday, February 10					
Butler at Providence	4:30	FS1	Butler at Villanova ^{WF}	Noon	FOX			
DePaul at Marquette	9:00	FS1	Marquette at St. John's ^{CA}	Noon	FSN			
			Xavier at Creighton	2:30	FOX			
			Seton Hall at Georgetown	4:00	CBSSN			
			DePaul at Providence	4:00	FSN			
Wednesday, January 17			Tuesday, February 13					
Villanova at Georgetown	6:30	FS1	Georgetown at Butler	6:30	CBSSN			
St. John's at Xavier	7:00/8:30	CBSSN						
Seton Hall at Creighton	8:30	FS1						
			Wednesday, February 14					
			Villanova at Providence	7:00	FS1			
			St. John's at DePaul	9:00	CBSSN			
			Seton Hall at Xavier	9:00	FS1			



2017-2018 Composite Schedule

DAY	DATE	TIME (ET)	GAME	TV	NOTES
Fri.	Nov. 10	6:30	Fairleigh Dickinson vs. Seton Hall	FS2	NIT Season Tip-Off
Fri.	Nov. 10	7:00	Kennesaw State at Butler	FCS	
Fri.	Nov. 10	7:00	New Orleans at St. John's ^{CA}	FCS	
Fri.	Nov. 10	7:00	Morehead State at Xavier	FSN	
Fri.	Nov. 10	7:00	Houston Baptist at Providence	FSN	2K Classic
Fri.	Nov. 10	8:30	Columbia at Villanova ^{WF}	FS2	
Fri.	Nov. 10	9:00	Yale at Creighton	FSN	Hall of Fame Classic
Fri.	Nov. 10	9:00	Mt. St. Mary's at Marquette	FSN	
Sat.	Nov. 11	4:00	Notre Dame at DePaul	FS1	
Sun.	Nov. 12	12:00	Jacksonville at Georgetown	FSN	
Sun.	Nov. 12	1:30	Monmouth at Seton Hall	FS1	NIT Season Tip-Off
Sun.	Nov. 12	6:00	Princeton at Butler	CBSSN	
Sun.	Nov. 12	7:00	Alcorn State at Creighton	FS1	Hall of Fame Classic
Mon.	Nov. 13	6:30	Minnesota at Providence	FS1	Gavitt Games
Mon.	Nov. 13	8:00	Delaware State at DePaul	FS2	
Mon.	Nov. 13	8:30	Rider at Xavier	FS1	
Tue.	Nov. 14	6:30	Central Connecticut at St. John's ^{CA}	FS2	
Tue.	Nov. 14	6:30	Nicholls State at Villanova	FS1	
Tue.	Nov. 14	8:30	Purdue at Marquette	FS1	Gavitt Games
Wed.	Nov. 15	6:30	Indiana at Seton Hall	FS1	Gavitt Games
Wed.	Nov. 15	7:00	Mount St. Mary's at Georgetown	FS2	
Wed.	Nov. 15	8:30	Butler at Maryland	FS1	Gavitt Games
Wed.	Nov. 15	9:00	Creighton at Northwestern	B10	Gavitt Games
Thu.	Nov. 16	6:30	Nebraska at St. John's ^{CA}	FS1	Gavitt Games
Thu.	Nov. 16	8:30	Xavier at Wisconsin	FS1	Gavitt Games
Thu.	Nov. 16	9:30	Providence vs. Washington ^{MSG}	ESPN2	2K Classic
Fri.	Nov. 17	7:30	Providence vs. Virginia Tech/St. Louis ^{MSG}	TBD	2K Classic
Fri.	Nov. 17	8:00	Lafayette vs. Villanova	FS2	
Fri.	Nov. 17	8:30	DePaul at Illinois	B10	Gavitt Games
Sat.	Nov. 18	12:00	UMES at Georgetown	FSN	
Sat.	Nov. 18	2:00	Furman at Butler	FS2	PK80
Sat.	Nov. 18	4:00	NJIT at Seton Hall	FS2	
Mon.	Nov. 20	2:30	Marquette vs. VCU	ESPN2	Maui Invitational
Mon.	Nov. 20	6:30	Molloy at St. John's ^{CA}	FS1	
Mon.	Nov. 20	7:00	Creighton vs. UCLA	ESPNU	Hall of Fame Classic
Mon.	Nov. 20	8:30	Hampton at Xavier	FS1	
Tue.	Nov. 21	1:30	Marquette vs. Wichita St./California	E/E2	Maui Invitational
Tue.	Nov. 21	10:00	Creighton vs. Baylor/Wisconsin	ESPN2	Hall of Fame Classic
Wed.	Nov. 22	2:30	Villanova vs. Western Kentucky	TBD	Battle 4 Atlantis
Wed.	Nov. 22	7:00	Belmont at Providence	FS1	2K Classic
Wed.	Nov. 22	TBD	Marquette vs. TBD	E2/EU	Maui Invitational
Thu.	Nov. 23	2:00	St. John's vs. Oregon State	ESPNU	Advocare Invitational
Thu.	Nov. 23	5:00	Xavier vs. George Washington	FS1	Las Vegas Invitational
Thu.	Nov. 23	6:00	Seton Hall vs. Rhode Island ^{BC}	ESPNU	NIT Season Tip-Off
Thu.	Nov. 23	7:00	Butler vs. Texas	ESPN2	PK80
Thu.	Nov. 23	11:30	DePaul vs. Michigan State	ESPN	PK80
Thu.	Nov. 23	TBD	Villanova vs. Purdue/Tenn.		Battle 4 Atlantis

2017-2018 Composite Schedule



DAY	DATE	TIME (ET)	GAME	TV	NOTES
Fri.	Nov. 24	5:30	Xavier vs. Arizona St./Kansas St.		Las Vegas Invitational
Fri.	Nov. 24	11:00 /130	St. John's vs. Long Beach St./Missouri	ENews	Advocare Invitational
Fri.	Nov. 24	TBD	Butler vs. Duke/Portland State	TBD	PK80
Fri.	Nov. 24	TBD	DePaul vs. UConn/Oregon	TBD	PK80
Fri.	Nov. 24	TBD	Seton Hall vs. Vanderbilt/Virginia	TBD	NIT Season Tip-Off
Fri.	Nov. 24	TBD	Villanova vs. TBD	TBD	Battle 4 Atlantis
Sat.	Nov. 25	4:30	SIU Edwardsville at Creighton	FS2	
Sat.	Nov. 25	8:00	Boston College at Providence	FS1	
Sat.	Nov. 25	TBD	Georgetown at Richmond	TBD	
Sun.	Nov. 26	TBD	Butler vs. TBD	TBD	PK80
Sun.	Nov. 26	TBD	DePaul vs. TBD	TBD	PK 80
Sun.	Nov. 26	TBD	St. John's vs. TBD	TBD	Advocare Invitational
Mon.	Nov. 27	8:00	Eastern Illinois at Marquette	FS1	
Tue.	Nov. 28	6:30	Baylor at Xavier	FS1	
Tue.	Nov. 28	8:30	Maine at Georgetown	FS1/FS2	
Wed.	Nov. 29	7:00	Rider at Providence	FSN	
Wed.	Nov. 29	7:00	Penn at Villanova WF	FS1/FS2	
Wed.	Nov. 29	9:00	Chicago State at Marquette	FS2	
Thu.	Nov. 30	6:30	Seton Hall vs. Texas Tech ^{MSG}	FS1	Under Armour Reunion
Fri.	Dec. 1	10:15	Creighton at Gonzaga	ESPN2	
Sat.	Dec. 2	12:00	Cincinnati at Xavier	FS1	
Sat.	Dec. 2	2:00	St Louis at Butler	FS1	
Sat.	Dec. 2	2:00	Youngstown State at DePaul	FSN	
Sat.	Dec. 2	2:00	Georgia at Marquette	CBSSN	
Sat.	Dec. 2	4:30	Sacred Heart at St. John's ^{CA}	FS1	
Sat.	Dec. 2	5:00	Providence at Rhode Island	CBSSN	
Sat.	Dec. 2	5:30	Villanova at St. Joseph's	ESPN2	
Sun.	Dec. 3	4:00	Seton Hall at Louisville	ESPN2	
Sun.	Dec. 3	6:30	Coppin State at Georgetown	FS1	
Tue.	Dec. 5	7:00	Vermont at Marquette	FS1	
Tue.	Dec. 5	7:00	Villanova vs. Gonzaga ^{MSG}	ESPN	Jimmy V Classic
Tue.	Dec. 5	8:00	North Dakota at Creighton	FS2	
Tue.	Dec. 5	9:00	Utah at Butler	FS1	
Tue.	Dec. 5	11:30	St. John's vs. Grand Canyon	ESPNU	
Wed.	Dec. 6	7:00	Brown at Providence	FS2	
Wed.	Dec. 6	7:00	Kent State at Xavier	FS1	
Wed.	Dec. 6	9:00	Central Connecticut at DePaul	FS1	
Thu.	Dec. 7	8:30	Howard at Georgetown	FS1	
Fri.	Dec. 8	8:00	St. John's vs. Arizona State	TBD	Hall of Fame
Sat.	Dec. 9	12:00	Youngstown State at Butler	FSN	
Sat.	Dec. 9	12:00	Marquette at Wisconsin	FS1	
Sat.	Dec. 9	2:30	Nebraska at Creighton	FS1	
Sat.	Dec. 9	2:30	North Carolina A&T at Georgetown	FS2	
Sat.	Dec. 9	3:00	VCU vs. Seton Hall	FOX	Never Forget Tribute Classic
Sat.	Dec. 9	5:00	Colorado at Xavier	FS1	
Sat.	Dec. 9	4:00	DePaul at UIC	TBD	
Sat.	Dec. 9	TBD	Providence at UMass	TBD	

2017-2018 Composite Schedule

DAY	DATE	TIME (ET)	GAME	TV	NOTES
Sun.	Dec. 10	1:00	La Salle at Villanova ^{WF}	FS1	
Mon.	Dec. 11	9:00	Alabama A&M at DePaul	FS1	
Wed.	Dec. 13	7:00	Villanova at Temple	ESPN2	
Tue.	Dec. 13	7:00	Temple at Villanova	FS1	
Fri.	Dec. 15	8:00	Maryland-Eastern Shore at Creighton	FS1	
Sat.	Dec. 16	12:00	Butler vs. Purdue	FOX	Crossroads Classic
Sat.	Dec. 16	12:00	Seton Hall at Rutgers	B10	
Sat.	Dec. 16	12:30	Syracuse at Georgetown	CBS	
Sat.	Dec. 16	2:00	Northwestern at DePaul	FS1	
Sat.	Dec. 16	2:00	East Tennessee State at Xavier	FSN	
Sun.	Dec. 17	2:30	Stony Brook at Providence	FS1	Holiday Festival
Sun.	Dec. 17	4:30	Iona at St. John's MSG	FS1	
Mon.	Dec. 18	7:00	Northern Illinois at Marquette	FS1	
Mon.	Dec. 18	9:00	UT-Arlington at Creighton	FS1	
Tue.	Dec. 19	6:30	Marshall at Xavier	FS1	
Tue.	Dec. 19	8:30	Morehead State at Butler	FS1	
Wed.	Dec. 20	4:30	St. John's vs. St. Joseph's	ESPNU	Hall of Fame Holiday Showcase
Wed.	Dec. 20	7:00	North Texas at Georgetown	FS2	
Wed.	Dec. 20	7:00	Wagner at Seton Hall	FS1	Holiday Showcase
Wed.	Dec. 20	7:00	Providence vs. Houston	ESPNU	
Wed.	Dec. 20	9:00	USC Upstate at Creighton	FS1	
Thu.	Dec. 21	7:00	Western Illinois at Butler	FSN	
Thu.	Dec. 21	7:00	American at Marquette	FS1	
Thu.	Dec. 21	9:00	Miami OH at DePaul	FS1	
Fri.	Dec. 22	6:30	Sacred Heart at Providence	FS1	
Fri.	Dec. 22	8:30	Hofstra vs. Villanova	FS1	
Fri.	Dec. 22	9:00	Xavier at Northern Iowa	TBD	
Sat.	Dec. 23	12:00	Alabama A&M at Georgetown	FS1	
Sat.	Dec. 23	12:00	Manhattan at Seton Hall	FSN	
Wed.	Dec. 27	6:30	Butler at Georgetown	FS1	
Wed.	Dec. 27	7:30	Villanova at DePaul	CBSSN	
Wed.	Dec. 27	8:30	Xavier at Marquette	FS1	
Thu.	Dec. 28	6:30	Creighton at Seton Hall	FS1	
Thu.	Dec. 28	7:00	Providence at St. John's ^{CA}	FSN	
Sat.	Dec. 30	2:00	DePaul at Xavier	FS1	
Sat.	Dec. 30	4:00	Villanova at Butler	CBS	
Sat.	Dec. 30	4:30	Georgetown at Marquette	FS1	
Sun.	Dec. 31	12:00	St. John's at Seton Hall	FS1	
Sun.	Dec. 31	2:30	Providence at Creighton	FS1	
Tue.	Jan. 2	7:00	Butler at Xavier	FS1	
Tue.	Jan. 2	9:00	Georgetown at DePaul	FS1	

2017-2018 Composite Schedule



DAY	DATE	TIME (ET)	GAME	TV	NOTES
Wed.	Jan. 3	6:30	Marquette at Providence	CBSSN	
Wed.	Jan. 3	8:00	St. John's at Creighton	FS1	
Sat.	Jan. 6	12:00	Creighton at Georgetown	FSN	
Sat.	Jan. 6	12:00	Xavier at Providence	FOX	
Sat.	Jan. 6	2:00	DePaul at St. John's ^{CA}	FSN	
Sat.	Jan. 6	2:30	Seton Hall at Butler	FS1	
Sat.	Jan. 6	8:00	Marquette at Villanova ^{WF}	FS1	
Tue.	Jan. 9	6:30	Georgetown at St. John's ^{MSG}	FS1	
Tue.	Jan. 9	8:30	Butler at Creighton	FS1	
Tue.	Jan. 9	9:00	Seton Hall at Marquette	CBSSN	
Wed.	Jan. 10	8:00	Xavier at Villanova ^{WF}	FS1	
Fri.	Jan. 12	6:30	Marquette at Butler	FS1	
Fri.	Jan. 12	8:30	Providence at DePaul	FS1	
Sat.	Jan. 13	12:00	Georgetown at Seton Hall	FS1	
Sat.	Jan. 13	2:00	Creighton at Xavier	FOX	
Sat.	Jan. 13	8:00	Villanova at St. John's ^{MSG}	TBD	
Mon.	Jan. 15	4:30	Butler at Providence	FS1	
Mon.	Jan. 15	9:00	DePaul at Marquette	FS1	
Wed.	Jan. 17	6:30	Villanova at Georgetown	FS1	
Wed.	Jan. 17	8:30	Seton Hall at Creighton	FS1	
Wed.	Jan. 17	8:30	St. John's at Xavier	CBSSN	
Sat.	Jan. 20	12:00	St. John's at Georgetown	FS1	
Sat.	Jan. 20	12:00	Villanova at UConn	CBS	
Sat.	Jan. 20	2:00	Butler at DePaul	FS1	
Sat.	Jan. 20	2:30	Xavier at Seton Hall	FOX	
Sat.	Jan. 20	3:00	Creighton at Providence	CBSSN	
Tue.	Jan. 23	6:30	Providence at Villanova ^{WF}	FS1	
Tue.	Jan. 23	8:30	Creighton at St. John's ^{CA}	FS1	
Wed.	Jan. 24	6:30	Marquette at Xavier	FS1	
Wed.	Jan. 24	8:30	DePaul at Georgetown	FS1	
Sat.	Jan. 27	2:30	St. John's at Butler	FS1	
Sat.	Jan. 27	8:00	Georgetown at Creighton	CBSSN	
Sun.	Jan. 28	1:00	Villanova at Marquette	FOX	
Sun.	Jan. 28	4:00	Seton Hall at DePaul	CBSSN	
Tue.	Jan. 30	8:30	Xavier at St. John's ^{CA}	CBSSN	
Wed.	Jan. 31	7:00	Providence at Seton Hall	FS1	
Wed.	Jan. 31	9:00	Butler at Marquette	FS1	
Thu.	Feb. 1	6:30	Creighton at Villanova ^{WF}	FS1	
Sat.	Feb. 3	12:00	DePaul at Butler	FS1	
Sat.	Feb. 3	12:00	Duke at St. John's ^{MSG}	FOX	
Sat.	Feb. 3	2:30	Providence at Marquette	FS1	
Sat.	Feb. 3	6:00	Georgetown at Xavier	CBSSN	

2017-2018 Composite Schedule

DAY	DATE	TIME (ET)	GAME	TV	NOTES
Sun.	Feb. 4	12:00	Seton Hall at Villanova ^{WF}	FOX	
Tue.	Feb. 6	6:30	Xavier at Butler	FS1	
Tue.	Feb. 6	8:30	Georgetown at Providence	FS1	
Wed.	Feb. 7	7:00	Marquette at Seton Hall	FS1	
Wed.	Feb. 7	7:00	St. John's at Villanova ^{WF}	CBSSN	
Wed.	Feb. 7	9:00	Creighton at DePaul	FS1	
Sat.	Feb. 10	12:00	Marquette at St. John's ^{CA}	FSN	
Sat.	Feb. 10	12:00	Butler at Villanova ^{WF}	FOX	
Sat.	Feb. 10	2:30	Xavier at Creighton	FOX	
Sat.	Feb. 10	4:00	Seton Hall at Georgetown	CBSSN	
Sat.	Feb. 10	4:00	DePaul at Providence	FSN	
Tue.	Feb. 13	6:30	Georgetown at Butler	CBSSN	
Tue.	Feb. 13	8:00	Bemidji State at Creighton	FS2	
Wed.	Feb. 14	7:00	Villanova at Providence	FS1	
Wed.	Feb. 14	9:00	St. John's at DePaul	CBSSN	
Wed.	Feb. 14	9:00	Seton Hall at Xavier	FS1	
Sat.	Feb. 17	12:00	Providence at Butler	FOX	
Sat.	Feb. 17	4:30	Villanova at Xavier	FOX	
Sat.	Feb. 17	10:00	Marquette at Creighton	FSN	
Sun.	Feb. 18	1:00	DePaul at Seton Hall	FS1	
Tue.	Feb. 20	7:00	Creighton at Butler	FS1	
Wed.	Feb. 21	6:30	Xavier at Georgetown	FS1/FSN	
Wed.	Feb. 21	6:30	Seton Hall at Providence	FS1/FSN	
Wed.	Feb. 21	8:30	St. John's at Marquette	FSN	
Wed.	Feb. 21	8:30	DePaul at Villanova ^{WF}	FS1	
Sat.	Feb. 24	12:00	Marquette at DePaul	FSN	
Sat.	Feb. 24	12:00	Providence at Georgetown	CBSSN	
Sat.	Feb. 24	12:00	Seton Hall at St. John's ^{MSG}	FOX	
Sat.	Feb. 24	2:30	Villanova at Creighton	FOX	
Mon.	Feb. 26	7:00	Marquette at Georgetown	FS1	
Tue.	Feb. 27	9:00	DePaul at Creighton	FS1	
Wed.	Feb. 28	6:30	Providence at Xavier	FS1	
Wed.	Feb. 28	8:30	Villanova at Seton Hall	FS1	
Wed.	Feb. 28	9:00	Butler at St. John's ^{CA}	CBSSN	
Sat.	Mar. 3	12:00	Xavier at DePaul	TBD	
Sat.	Mar. 3	TBD	Creighton at Marquette	TBD	
Sat.	Mar. 3	TBD	St. John's at Providence	TBD	
Sat.	Mar. 3	TBD	Butler at Seton Hall	TBD	
Sat.	Mar. 3	TBD	Georgetown at Villanova ^{WF}	FOX	

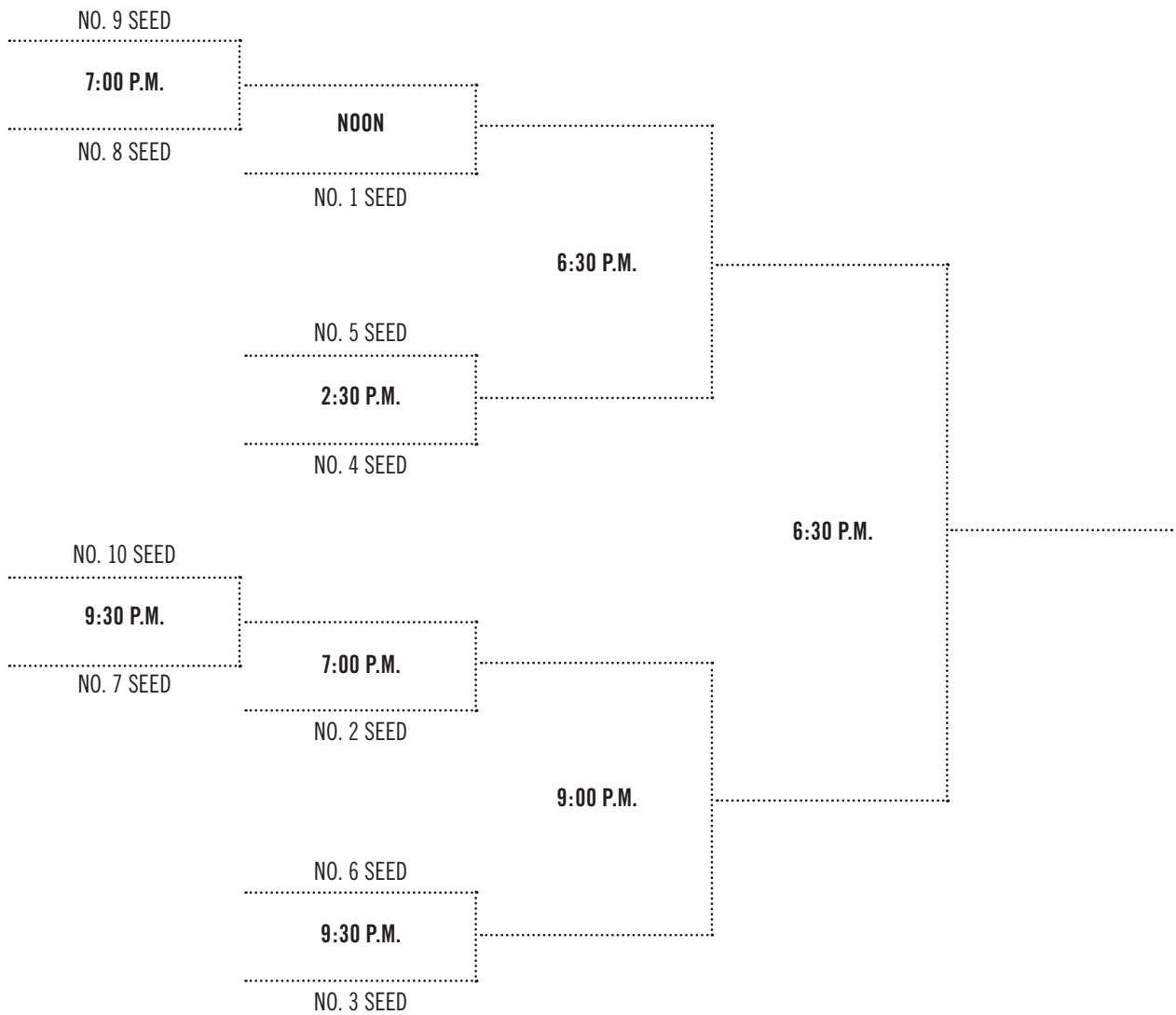
2018 BIG EAST MEN'S BASKETBALL CHAMPIONSHIP

March 7-10 • Madison Square Garden • New York City

The First Round, Quarterfinal and Semifinal Rounds will be televised by FS1.

The Championship Game will be televised by FOX.

FIRST ROUND Wednesday March 7	QUARTERFINALS Thursday March 8	SEMIFINALS Friday March 9	FINAL Saturday March 10
-------------------------------------	--------------------------------------	---------------------------------	-------------------------------



NCAA Championship

FIRST FOUR

Tuesday and Wednesday
March 13 and 14
University of Dayton Arena, Dayton, OH
Host: University of Dayton

FIRST AND SECOND ROUNDS

Thursday and Saturday
March 15 and 17
PPG Paints Arena, Pittsburgh, PA
Host: Duquesne University

Intrust Bank Arena, Wichita, KS
Host: Wichita State University and Missouri Valley Conference

American Airlines Center, Dallas, TX
Host: Big 12 Conference

Taco Bell Arena, Boise, ID
Host: Boise State University

Friday and Sunday
March 16 and 18
Time Warner Cable Arena, Charlotte, N.C.
Host: University of North Carolina at Charlotte

Little Caesars Arena, Detroit, MI
Host: University of Detroit Mercy

Bridgestone Arena, Nashville, TN
Host: Ohio Valley Conference

Veijas Arena, San Diego, CA
Host: San Diego State University

REGIONALS

Thursday and Saturday
March 22 and 24
Philips Arena, Atlanta, GA
Host: Georgia Institute of Technology

Staples Center, Los Angeles, CA
Host: Pepperdine University

Friday and Sunday
March 23 and 25
TD Garden, Boston, MA
Host: Boston College

CenturyLink Center, Omaha, NE
Host: Creighton University

FINAL FOUR

Tuesday and Wednesday
March 31 and April 2
The Alamodome, San Antonio, TX
Host: University of Texas at San Antonio



The BIG EAST Conference has operated an officials bureau since 1983. After a storied career as a game official, John Cahill is in his third year of serving as the Coordinator of Men's Basketball Officiating. The BIG EAST retains the nation's top officials for both conference and nonconference games. Officials affiliated with the BIG EAST Conference include the following:

JEFFREY ANDERSON

West Henrietta, NY

CLARENCE ARMSTRONG

New Castle, DE

ROGER AYERS, JR.

Roanoke, VA

BO BOROSKI

Indianapolis, IN

JAMES BREEDING

Louisville, KY

EVON BURROUGHS

Pembroke, MA

TONY CHIAZZA

Wheeling, WV

JEFF CLARK

Cheltenham, PA

TIM CLOUGHERTY

Raleigh, NC

ED CORBETT

Yonkers, NY

WILLIAM COVINGTON, JR

High Point, NC

DON DAILY

Atkins, AR

BRIAN DORSEY

West Caldwell, NJ

PAT DRISCOLL

Syracuse, NY

MIKE EADES

Princeton, WV

TOM EADES

Gallatin, TX

GREG EVANS

Hermitage, PA

NATHAN FARRELL

Delmar, NY

ANTHONY FRANKLIN

Fort Mill, SC

JOHN GAFFNEY

Westwood, MA

TONY GREENE

Atlanta, GA

RON GROOVER

Newnan, GA

BRENT HAMPTON

Cynthiana, KY

JOHN HIGGINS

Omaha, NE

LES JONES

Chesapeake, VA

KIP KISSINGER

Omaha, NE

JOE LINDSAY

Harleysville, PA

JAMIE LUCKIE

Charlotte, NC

STEVE MCJUNKINS

Bedford, OH

TOMMY MORRISSEY

Atlanta, GA

MIKE NANCE

Sharpsburg, GA

RAY NATILI

Davidson, NC



Left to right, James Breeding, Michael Stephens and Pat Driscoll.

TIM NESTOR

Bermuda Run, NC

BRIAN O'CONNELL

Middletown, NJ

MIKE PEARSON

West Chester, PA

JUSTIN PORTERFIELD

Leesburg, VA

MATT POTTER

Beaver Falls, PA

GARY PRAGER

Staten Island, NY

ROB RILEY

Hamilton, NJ

MIKE ROBERTS

Atlanta, GA

WALLY RUTECKI

Springfield, PA

DOUG SHOWS

Rome, GA

LAMAR SIMPSON

Wheaton, IL

ALFRED SMITH

Louisville, KY

MICHAEL STEPHENS

Cranston, RI

MIKE STUART

Maryville, TN

PAUL SZELC

Austin, TX

EARL WALTON

Bowie, MD

**BIG
EAST**
CONFERENCE

**THE
TEAMS**





Kelan Martin



QUICK FACTS

Location: Indianapolis, IN
Enrollment: 4,271
Founded: 1855
Nickname: Bulldogs
Colors: Blue and White
Home Court: Hinkle Fieldhouse (9,100)

COACHING STAFF

Head Coach
 LaVall Jordan (Butler '01)
 Office Phone: (317) 940-9377

Assistant Coaches

Jeff Meyer (Taylor '76)
 Omar Lowery (Concordia, Wis. '02)
 Emerson Kampen (Butler '13)

ADMINISTRATION

President
 James M. Danko

Director of Athletics
 Barry Collier
 Athletics Phone: (370) 940-9375

Sports Communications Director
 John Dedman
 Office Phone: (317) 940-9414
 Cell Phone: (317) 491-5462
 Email: jdedman@butler.edu

2017-18 SCHEDULE

NOVEMBER

10	Kennesaw State (FCS)	7:00
12	Princeton (CBSSN)	6:00
<i>Gavitt Tipoff Games</i>		
15	at Maryland (FS1)	8:30
<i>PK80: Phil Knight Invitational</i>		
18	Furman (FS2)	2:00
<i>PK80: Phil Knight Invitational, Portland, Ore.</i>		
23	vs. Texas (ESPN2)	7:00
24	vs. Duke/Portland	TBD
26	vs. TBD	TBD

DECEMBER

2	Saint Louis (FS1)	2:00
5	Utah (FS1)	9:00
9	Youngstown State (FSN)	Noon
<i>Crossroads Classic, Indianapolis, Ind.</i>		
16	Purdue (FOX)	Noon
19	Morehead State (FS1)	8:30
21	Western Illinois (FSN)	7:00
27	AT GEORGETOWN (FS1)	6:30
30	VILLANOVA (CBS)	4:00

JANUARY

2	AT XAVIER (FS1)	7:00
6	SETON HALL (FS1)	2:30
9	AT CREIGHTON (FS1)	8:30
12	MARQUETTE (FS1)	6:30
15	AT PROVIDENCE (FS1)	4:30
20	AT DEPAUL (FS1)	2:00
27	ST. JOHN'S (FS1)	2:30
31	AT MARQUETTE (FS1)	9:00

FEBRUARY

3	DEPAUL (FS1)	Noon
6	XAVIER (FS1)	6:30
10	AT VILLANOVA ^{WF} (FOX)	Noon
13	GEORGETOWN (CBSSN)	6:30
17	PROVIDENCE (FOX)	Noon
20	CREIGHTON (FS1)	7:00
28	AT ST. JOHN'S ^{CA} (CBSSN)	9:00

MARCH

3	AT SETON HALL (TBD)	TBD
---	---------------------	-----

^{CA} Carnesecca Arena; ^{WF} Wells Fargo Center; All times are Eastern.

BULLDOGS PREVIEW

The Big Picture

The Bulldog success continued last season with the team reaching the NCAA Sweet 16 before losing to eventual national champion North Carolina. Butler made its ninth NCAA appearance in the last 11 years and finished 25-9 overall and second place in the BIG EAST at 12-6. In June, however, coach Chris Holtmann left for Ohio State. Butler again tabbed one of its own as a successor, former player and assistant coach LaVall Jordan. His first Bulldog team will feature three returning starters, some solid reserves and quality newcomers.

Who's Back

Forward Kelan Martin, a 6-7 senior, led the team in scoring with a 16.0 average and in rebounding with a 5.8 mark last year. He was an All-BIG EAST Second Team pick. Tyler Wideman, a 6-8, 240-pound senior, averaged 7.2 points and 5.0 boards playing closer to the hoop. The third starter back is guard Kamar Baldwin, who averaged 10.1 points and played expert defense en route to BIG EAST All-Freshman Team honors. Sean McDermott, a 6-6 sophomore, averaged 2.3 points. He may grab the open starting spot in the frontcourt. Nate Fowler, a 6-10 junior, is back after averaging 5.3 points in 11.9 minutes per game. Wing Henry Baddley saw limited action. Joey Brunk, a 6-11 center, played in only seven games due to family reasons.

Who's Gone

Forward Andrew Chrabascz, an All-BIG EAST First Team selection, averaged 11.4 points, 4.6 rebounds and 3.1 assists. A four-year contributor, he was a key component in the Bulldog success. Point guard Tyler Lewis also graduated after averaging 6.6 points and 4.0 assists. He led the BIG EAST in assist/turnover ratio at +4.2. Avery Woodson and Kethan Savage were a pair of productive guards. Woodson, a 3-point threat, averaged 8.9 points, while making 21 starts. Savage started 11 games and averaged 8.0 points.

Storylines

The Bulldogs are hoping the adjustment period with new coach Jordan was lessened with a four-game summer trip to Spain. Martin and Wideman are proven BIG EAST performers and Baldwin made an impressive splash as a freshman. That trio should keep the Bulldogs in the postseason hunt. Junior Paul Jorgensen, a transfer from George Washington, figures to strengthen the perimeter offense. Freshman guard Aaron Thompson could be the rookie who sees the most playing time. Freshmen Christian David and Jerald Gillens-Butler may be able to help at forward along with guard candidate Cooper Neese.

2016-17 STATISTICS

##	Player	GP	GS	Min	Avg	TOTAL			3-PTS			REBOUNDS			PF	FO	A	TO	Blk	Stl	Pts	Avg				
						FG	FGA	Pct	3FG	FGA	Pct	FT	FTA	Pct									Off	Def	Tot	Avg
30	MARTIN, Kelan	34	21	977	28.7	180	421	.428	64	184	.348	120	153	.784	34	162	196	5.8	74	0	40	66	14	23	544	16.0
	Conference-Only...	18	10	519	28.8	87	213	.408	26	85	.306	58	80	.725	19	100	119	6.6	38	0	17	31	7	10	258	14.3
45	CHRABASCZ, Andrew	34	34	1112	32.7	129	284	.454	25	69	.362	105	138	.761	52	103	155	4.6	83	1	107	57	9	24	388	11.4
	Conference-Only...	18	18	603	33.5	62	145	.428	9	38	.237	49	65	.754	27	50	77	4.3	41	1	63	39	5	17	182	10.1
03	BALDWIN, Kamar	34	24	916	26.9	138	279	.495	35	94	.372	34	45	.756	15	111	126	3.7	76	2	50	51	18	59	345	10.1
	Conference-Only...	18	17	518	28.8	82	168	.488	20	55	.364	20	25	.800	13	60	73	4.1	49	2	29	24	10	27	204	11.3
00	WOODSON, Avery	34	21	762	22.4	103	238	.433	75	178	.421	20	26	.769	8	79	87	2.6	60	0	23	11	9	10	301	8.9
	Conference-Only...	18	8	433	24.1	58	128	.453	41	96	.427	15	15	1.000	6	45	51	2.8	30	0	8	6	5	2	172	9.6
11	SAVAGE, Kethan	30	11	613	20.4	77	174	.443	14	48	.292	71	95	.747	5	75	80	2.7	58	4	46	34	6	27	239	8.0
	Conference-Only...	18	7	418	23.2	61	129	.473	11	38	.289	56	73	.767	5	46	51	2.8	44	4	31	22	3	23	189	10.5
04	WIDEMAN, Tyler	34	33	781	23.0	96	156	.615	0	2	.000	53	81	.654	70	100	170	5.0	102	2	15	38	26	20	245	7.2
	Conference-Only...	18	17	422	23.4	48	85	.565	0	2	.000	30	41	.732	47	48	95	5.3	58	2	5	19	13	11	126	7.0
01	LEWIS, Tyler	34	24	743	21.9	71	137	.518	22	56	.393	59	80	.738	9	40	49	1.4	58	0	137	33	1	22	223	6.6
	Conference-Only...	18	12	358	19.9	29	61	.475	13	31	.419	27	35	.771	1	20	21	1.2	32	0	55	15	0	9	98	5.4
51	FOWLER, Nate	34	1	405	11.9	66	99	.667	10	21	.476	37	47	.787	38	32	70	2.1	57	1	14	21	4	7	179	5.3
	Conference-Only...	18	1	222	12.3	38	57	.667	7	15	.467	22	27	.815	20	14	34	1.9	33	0	10	12	1	4	105	5.8
50	BRUNK, Joey	7	0	49	7.0	7	13	.538	0	2	.000	8	12	.667	0	7	7	1.0	8	0	1	3	1	1	22	3.1
	Conference-Only...	0	0	0	0.0	0	0	.000	0	0	.000	0	0	.000	0	0	0	0.0	0	0	0	0	0	0	0	0.0
22	McDERMOTT, Sean	30	1	322	10.7	22	53	.415	15	42	.357	10	15	.667	12	31	43	1.4	42	0	9	10	6	6	69	2.3
	Conference-Only...	15	0	95	6.3	6	16	.375	4	14	.286	2	4	.500	4	8	12	0.8	12	0	2	4	2	2	18	1.2
10	PETTUS, Trey	7	0	24	3.4	4	10	.400	0	4	.000	1	2	.500	0	2	2	0.3	3	0	3	2	0	0	9	1.3
	Conference-Only...	2	0	3	1.5	0	1	.000	0	0	.000	0	0	.000	0	1	1	0.5	1	0	0	1	0	0	0	0.0
20	BADDLEY, Henry	24	0	117	4.9	11	25	.440	0	8	.000	4	9	.444	5	14	19	0.8	16	0	5	6	2	7	26	1.1
	Conference-Only...	14	0	54	3.9	4	11	.364	0	4	.000	2	2	1.000	4	6	10	0.7	10	0	2	2	1	4	10	0.7
25	BENNETT, Steven	7	0	29	4.1	2	9	.222	1	6	.167	0	1	.000	0	3	3	0.4	3	0	3	2	0	0	5	0.7
	Conference-Only...	2	0	5	2.5	2	4	.500	1	2	.500	0	0	.000	0	0	0	0.0	1	0	0	1	0	0	5	2.5
	TEAM.....														39	43	82	2.4	1		12				0	
	Conference-Only...														21	26	47	2.6	1		9				0	
	Total.....	34				906	1898	.477	261	714	.366	522	704	.741	287	802	1089	32.0	641	10	453	346	96	206	2595	76.3
	Conference-Only...	18				477	1018	.469	132	380	.347	281	367	.766	167	424	591	32.8	350	9	222	185	47	109	1367	75.9
	Opponents.....	34				818	1837	.445	231	693	.333	474	680	.697	297	770	1067	31.4	655	-	366	451	87	171	2341	68.9
	Conference-Only...	18				451	982	.459	134	382	.351	255	366	.697	159	403	562	31.2	338	9	199	224	53	90	1291	71.7

2017-18 ROSTER

No.	Name	Pos.	Ht.	Wt.	Yr.	Hometown/Previous School
20	Henry Baddley	G/F	6-4	175	So.	Wadsworth, Ohio / St. Vincent-St. Mary
3	Kamar Baldwin	G	6-1	170	So.	Winder, Ga. / Apalachee
50	Joey Brunk	F/C	6-11	240	So.	Indianapolis, Ind. / Southport
25	Christian David	G/F	6-6	215	Fr.	Milton, Ontario / Vermont Academy
0	Campbell Donovan	G	5-11	165	Fr.	Fort Wayne, Ind. / Bishop Dwenger
51	Nate Fowler	C	6-10	240	Jr.	Cincinnati, Ohio / Moeller
21	Jerald Gillens-Butler	G/F	6-4	235	Fr.	Fort Lauderdale, Fla. / Calvary Christian Academy
5	Paul Jorgensen	G	6-2	185	Jr.	New City, N.Y. / George Washington
30	Kelan Martin	F	6-7	220	Sr.	Louisville, Ky. / Ballard
22	Sean McDermott	G/F	6-6	190	So.	Anderson, Ind. / Pendleton Heights
11	Cooper Neese	G	6-4	185	Fr.	Cloverdale, Ind. / Cloverdale
2	Aaron Thompson	G	6-2	190	Fr.	Glenn Dale, Md. / Paul VI Catholic (Va.)
4	Tyler Wideman	F	6-8	240	Sr.	Schererville, Ind. / Lake Central

2017-18 NEWCOMERS

Christian David, G-F, Fr., 6-6, 215, Milton, Ontario / Vermont Academy (Vt.)

- Considered to be a four-star prospect, as a senior, averaged 11.9 points, 6.3 rebounds, 6.1 assists.

Jerald Gillens-Butler, G-F, Fr., 6-4, 235, Fort Lauderdale, Fla. / Calvary Christian Acad.

- Four-star prospect – led Cavalry Christian to Florida 5A state title with 25 points, 10 rebounds.

Campbell Donovan, G, Fr., 5-11, 165, Ft. Wayne, Ind. / Bishop Dwenger

- Averaged 18.5 points, 3.5 assists as a senior.

Paul Jorgensen, G, Jr., 6-2, 185, New City, N.Y. / George Washington Univ.

- Averaged 15.7 minutes and 4.9 points on GW's NIT title team in 2015-16.

Cooper Neese, G, Fr., 6-4, 185, Cloverdale, Ind. / Cloverdale

- Finalist for Mr. Indiana Basketball in 2016-17.

Aaron Thompson, G, Fr., 6-2, 190, Glenn Dale, Md. / Paul VI Catholic (Va.)

- Helped Paul VI H.S. to 100 career wins, most by one player in school history.



HEAD COACH LAVALL JORDAN

Hired at Butler: June 12, 2017.

Coaching File: Head coach, Milwaukee, 2016-17; Assistant coach, Michigan 2010-16; Assistant coach, Iowa, 2007-10; Assistant coach, Butler, 2004-07; Coordinator of operations, Butler, 2003-04.

Highlights: As an assistant at Butler in 2006-07, team was 29-7, won the Horizon League regular-season title and advanced to NCAA Sweet 16. In his lone season as head coach at

Milwaukee, he led the team to the conference tournament title game as a No. 10 seed. Michigan made five NCAA trips in his six seasons there, including an appearance in the 2013 national championship game and 2014 Elite Eight. In three years at Iowa, coached under former Butler coach Todd Lickliter. He also coached under Lickliter at Butler after playing for Barry Collier and Thad Matta.

Playing File: Was a three-year starter at guard for Butler (1998-01). He helped the Bulldogs win three straight conference titles and two Midwestern Collegiate Conference regular-season titles. He was the Tournament MVP in 2001. Played in the NCAA Tournament in 1998, 2000, 2001 and the NIT in 1999. In 2001, he helped Butler win its first NCAA Tournament game in 39 years with a 79-63 win over Wake Forest. After graduation, played with the Huntsville Flight in the National Basketball Development League and in Europe.

Education: B.A., Butler, Journalism, 2001. M.A., Ball State, Athletic Administration, 2000.

Personal: Native of Albion, Mich. Birthdate: 4-16-79. He and his wife Destinee have three daughters, Ava, Alanna and Adalynn.

JORDAN'S RECORD

Career Record (one year) 11-24 (.314)
 Milwaukee Record (one year) 11-24 (.314)
 Butler Record (first season) 0-0 (.000)

BIG EAST Regular Season Record (first season) 0-0 (.000)
 BIG EAST Tournament Record (first season) 0-0 (.000)
 BIG EAST Overall Record (first season) 0-0 (.000)

NCAA Record 0-0 (.000)
 NIT Record 0-0 (.000)

YEAR-BY-YEAR

	Overall	Conference	Conf. Tourn.	Postseason
2016-17 Milwaukee	11-24	4-14/10th	3-1/2nd	—

REGULAR SEASON GAMES

Home Record: 20-16
 Best Home Record: 6-3 in 2014-15, 2015-16, 2016-17
 Worst Home Record: 2-7 in 2013-14
 Most Consecutive Home Wins: 5 in 2014-15
 Most Consecutive Home Losses: 4 in 2013-14
 Road Record: 18-18
 Best Road Record: 6-3 in 2014-15, 2016-17
 Worst Road Record: 2-7 in 2013-14
 Most Consecutive Road Wins: 3 in 2016-17
 Most Consecutive Road Losses: 3 in 2015-16
 Longest Winning Streak: 4 in 2013-14, twice in 2016-17
 Longest Losing Streak: 7 games in 2013-14

BIG EAST REGULAR SEASON RESULTS

Year	Won-Lost	Home	Away	Finish	Championship Seed
2013-14	4-14	2-7	2-7	9th	#9
2014-15	12-6	6-3	6-3	T2nd	#3
2015-16	10-8	6-3	4-5	T4th	#5
2016-17	12-6	6-3	6-3	2nd	#2

BIG EAST CHAMPIONSHIP RESULTS (2013-17)

vs.	Won	Lost
Providence	0	1
Seton Hall	0	1
Xavier	0	2
Total	0	4

2016-17 RESULTS (25-9, 12-6 BIG EAST)

(HOME: 13-3/AWAY: 7-4/NEUTRAL: 5-2)

			Attendance	High Scorer/Rebounder
NOVEMBER				
12	Northern Colorado	W, 89-52	7,836	Martin 21/Martin 6
<i>Gavitt Tipoff Games</i>				
16	Northwestern	W, 70-68	7,858	Martin 22/Chrabascz 7
<i>Continental Tire Las Vegas Invitational</i>				
19	Bucknell	W, 86-60	7,236	Two with 14/Martin 6
21	Norfolk State	W, 91-55	6,593	Fowler 17/Fowler 7
24	vs. Vanderbilt	W, 76-66	2,537	Lewis 15/Chrabascz 10
25	vs. Arizona	W, 69-65	3,000	Martin 16/Wideman 8
28	at Utah	W, 68-59	14,332	Martin 18/Wideman 5
DECEMBER				
3	Central Arkansas	W, 82-58	7,117	Martin 30/Wideman 10
7	at Indiana State	L, 72-71	5,559	Chrabascz 18/Chrabascz 7
10	Cincinnati	W, 75-65	9,176	Martin 20/Baldwin 7
<i>Crossroads Classic, Indianapolis, Ind.</i>				
17	vs. Indiana	W, 83-78	18,684	Martin 28/Baldwin 5
21	Vermont	W, 81-69	7,898	Chrabascz 28/Martin 8
29	at ST. JOHN'S ^{CA}	L, 76-73	5,602	Wideman 20/Two with 9
JANUARY				
1	PROVIDENCE	W, 78-61	8,403	Martin 15/Martin 8
4	VILLANOVA	W, 66-58	9,206	Two with 13/Chrabascz 7
7	at GEORGETOWN	W, 85-76 ot	8,273	Baldwin 16/Martin 10
11	at CREIGHTON	L, 75-64	18,032	Woodson 14/Chrabascz 6
14	XAVIER	W, 83-78	9,166	Baldwin 21/Baldwin 9
16	MARQUETTE	W, 88-80	9,100	Martin 22/Martin 7
21	at DEPAUL	W, 70-69 ot	6,713	Savage 20/Wideman 8
25	at SETON HALL	W, 61-54	7,009	Chrabascz 16/Martin 11
28	GEORGETOWN	L, 85-81	9,116	Martin 22/Two with 4
31	CREIGHTON	L, 76-67	9,100	Baldwin 14/Martin 8
FEBRUARY				
7	at MARQUETTE	W, 68-65	12,423	Chrabascz 21/Wideman 7
11	at PROVIDENCE	L, 71-65	12,746	Fowler 19/Baldwin 11
15	ST. JOHN'S	W, 110-86	7,719	Two with 20/Wideman 10
19	DEPAUL	W, 82-66	9,100	Fowler 15/Martin 8
22	at VILLANOVA	W, 74-66	6,500	Martin 22/Martin 8
26	at XAVIER	W, 88-79	10,312	Martin 25/Martin 7
MARCH				
4	SETON HALL	L, 70-64	9,100	Martin 19/Martin 6
9	vs. Xavier (BET)	L, 62-57	16,003	Martin 15/Chrabascz 5
16	vs. Winthrop (NCAA)	W, 76-64	17,303	Woodson 18/Martin 8
18	vs. Middle Tennessee (NCAA)	W, 74-65	18,945	Martin 19/Two with 6
24	vs. North Carolina (NCAA)	L, 92-80	17,532	Chrabascz 21/Chrabascz 7

^{CA} Carnesecca Arena

(BET) BIG EAST Tournament

CAREER LEADERS

	Total
Points	
Chad Tucker, 1983-88	2,321
Darrin Fitzgerald, 1983-87	2,019
Kellen Dunham, 2013-16	1,946
Matt Howard, 2007-11	1,939
A. J. Graves, 2004-08	1,807
Lynn Mitchem, 1979-83	1,798
Darin Archbold, 1988-92	1,744
Billy Shepherd, 1969-72	1,733
Jermaine Guice, 1990-94	1,607
Darren Fowlkes, 1985-89	1,543
Rebounds	
Daryl Mason, 1971-74	961
Kameron Woods, 2011-15	956
Jeff Blue, 1961-64	953
Matt Howard, 2007-11	884
Roosevelt Jones 2011-16	814
Darren Fowlkes, 1985-89	748
Lynn Mitchem, 1979-83	742
Mike Marshall, 1996-00	722
Jon Neuhouser, 1994-98	719
Joel Cornette, 1999-03	712
Chad Tucker, 1983-88	689
Assists	
Thomas Jackson, 1998-02	540
Ronald Nored, 2008-12	497
Tim Bowen, 1989-93	471
Roosevelt Jones, 2011-16	464
Jeff Rogers, 1994-98	457
Darrin Fitzgerald, 1983-87	411
Shelvin Mark, 2008-11	357
Avery Sheets, 2002-06	323
Mike Green, 2006-08	316
A.J. Graves, 2004-08	316
Mike Monserez, 2001-04	310
Steals	
Thomas Jackson, 1998-02	207
Ronald Nored, 2008-12	207
Alex Barlow, 2011-15	187
A.J. Graves, 2004-08	183
Darren Fowlkes, 1985-89	176
Darrin Fitzgerald, 1983-87	156
Rylan Hainje, 1998-02	153
Roosevelt Jones, 2011-16	147
Joel Cornette, 1999-03	128
Brandon Miller, 2000-03	122
Mike Marshall, 1996-00	122
Blocked Shots	
Rolf van Rijn, 1994-98	203
Joel Cornette, 1999-03	144
Matt Howard, 2007-11	131
Kameron Woods, 2011-15	125
J.P. Brens, 1989-93	100
Tyler Wideman, 2014-	90
Darren Fowlkes, 1985-89	82
Mike Miller, 1978-81	76
Brandon Polk, 2004-06	73
Tim Haseley, 1981-85	72



Marcus Foster



QUICK FACTS

Location: Omaha, NE
Enrollment: 8,393
Founded: 1878
Nickname: Bluejays
Colors: Blue and White
Home Court: CenturyLink Center (17,390)

COACHING STAFF

Head Coach
 Greg McDermott (Northern Iowa '88)
 Office Phone: (402) 280-1795

Assistant Coaches

Darian DeVries (Northern Iowa '98)
 Preston Murphy (Rhode Island '99)
 Alan Huss (Creighton '02)

ADMINISTRATION

President
 Rev. Daniel Hendrickson, S.J., Ph. D.

Director of Athletics
 Bruce Rasmussen
 Athletics Phone: (402) 280-2720

Sports Information Director
 Rob Anderson
 Office Phone: (402) 280-5544
 Cell Phone: (402) 660-5854
 Email: randerson@creighton.edu

2017-18 SCHEDULE

NOVEMBER

2017 Hall of Fame Classic
 10 Yale (FSN) 9:00
 12 Alcorn State (FS1) 7:00
Gavitt Tipoff Games
 15 at Northwestern (BTN) 9:00
2017 Hall of Fame Classic, Kansas City, Mo.
 20 vs. UCLA (ESPN) 7:00
 21 vs. Baylor/Wisconsin (ESPN2) 10:00
 25 SIU Edwardsville (FS2) 4:30

DECEMBER

1 at Gonzaga (ESPN2) 10:15
 5 North Dakota (FS2) 8:00
 9 Nebraska (FS1) 2:30
 15 Maryland Eastern Shore (FS1) 8:00
 18 UT Arlington (FS1) 9:00
 20 USC Upstate (FS1) 9:00
 28 AT SETON HALL (FS1) 6:30
 31 PROVIDENCE (FS1) 2:30

JANUARY

3 ST. JOHN'S (FS1) 8:00
 6 AT GEORGETOWN (FSN) Noon
 9 BUTLER (FS1) 8:30
 13 AT XAVIER (FOX) 2:00
 17 SETON HALL (FS1) 8:30
 20 AT PROVIDENCE (CBSSN) 3:00
 23 AT ST. JOHN'S^{CA} (FS1) 8:30
 27 GEORGETOWN (FSN) 8:00

FEBRUARY

1 AT VILLANOVA^{WF} (FS1) 6:30
 7 AT DEPAUL (FS1) 9:00
 10 XAVIER (FOX) 2:30
 13 Bemidji State (FS2) 8:00
 17 MARQUETTE (FSN) 10:00
 20 AT BUTLER (FS1) 7:00
 24 VILLANOVA (FOX) 2:30
 27 DEPAUL (FS1) 9:00

MARCH

3 AT MARQUETTE (TBD) TBD

^{CA} Carnesecca Arena; ^{WF} Wells Fargo Center; All times are Eastern.

BLUEJAYS PREVIEW

The Big Picture

The Bluejays returned to the NCAA Tournament last year, putting together a 25-10 record that included a school-record four wins over top 25 opponents. They also tied for third place in BIG EAST play with a 10-8 mark. This season, coach Greg McDermott welcomes back two top-line starters – Marcus Foster and Khyri Thomas – to go along with a solid group of reserves and newcomers who want to keep Creighton playing in late March. The Bluejays have made the postseason in 19 of the last 20 years and have won 20 or more games in 17 of the last 19 seasons.

Who's Back

Senior guard Marcus Foster was a unanimous All-BIG EAST First Team selection last year. He averaged 18.2 points, third best in the league. Junior guard Khyri Thomas is one of the BIG EAST's most versatile players. He averaged 12.3 points, 5.8 rebounds, 3.3 assists and shared BIG EAST Defensive Player of the Year honors. Six-ten Toby Hegner was a top reserve who averaged 5.0 points and 3.4 rebounds. He also stepped back to connect on 44.4 percent from 3-point range. Davion Mintz made 12 starts at point guard and averaged 3.3 points. Guard Tyler Clement is a veteran backcourt performer who provides stability. Ronnie Harrell Jr. (2.6 ppg, 1.9 rpg) and Martin Krampelj (2.8, 2.2) are experienced frontcourt reserves.

Who's Gone

Center Justin Patton, the BIG EAST Freshman of the Year, left for the NBA and was the 16th pick in the first round. He averaged 12.9 points, 6.2 rebounds and shot a league-leading 67.6 percent from the field. Forward Cole Huff averaged 9.1 points, 3.9 rebounds and shot 46.3 percent from beyond the arc. Point guard Maurice Watson Jr. averaged 12.9 points and led the nation in assists with an 8.5 mark before going down with an ACL injury in mid-January. Reserve center Zach Hanson averaged 5.0 points and shot 64.0 percent from the floor. Sharp-shooting Isaiah Zierden averaged 4.9 points, shot 41.4 percent from the field and 92.5 percent from the foul line. Reserve guard Kobe Paras transferred.

Storylines

Foster and Thomas will be the anchors for the Bluejays. Foster is a quality scoring guard and Thomas gets it done on both ends of the court. The battle at point guard may come down to Mintz and Syracuse transfer Kaleb Joseph. Hegner is the most experienced hand to move into Patton's spot at center, though graduate transfer Manny Suarez and freshman Jason Epperson may challenge. Krampelj and Harrell Jr. will be aiming for more minutes at forward. Versatile freshman Mitchell Ballock may get a long look at guard and on the wing. Freshman Ty-Shon Alexander should fit into Creighton's customary strong perimeter attack.

2016-17 STATISTICS

##	Player	GP	GS	Min	Avg	TOTAL			3-PTS			REBOUNDS			PF	FO	A	TO	Blk	Stl	Pts	Avg				
						FG	FGA	Pct	3FG	FGA	Pct	FT	FTA	Pct									Off	Def	Tot	Avg
00	FOSTER, Marcus	35	35	1081	30.9	245	532	.461	73	214	.341	75	107	.701	9	92	101	2.9	69	0	84	78	2	21	638	18.2
	Conference-Only...	18	18	594	33.0	126	291	.433	32	111	.288	40	51	.784	3	48	51	2.8	40	0	48	44	1	14	324	18.0
23	PATTON, Justin	35	34	885	25.3	200	296	.676	8	15	.533	45	87	.517	59	159	218	6.2	96	3	41	60	50	30	453	12.9
	Conference-Only...	18	17	472	26.2	108	163	.663	3	6	.500	24	40	.600	29	84	113	6.3	50	1	26	45	26	17	243	13.5
10	WATSON Jr., Maurice	19	19	568	29.9	97	191	.508	15	32	.469	36	52	.692	6	43	49	2.6	36	2	162	71	0	28	245	12.9
	Conference-Only...	6	6	184	30.7	33	60	.550	6	14	.429	10	14	.714	3	16	19	3.2	11	1	48	19	0	8	82	13.7
02	THOMAS, Khyri	35	35	1093	31.2	163	323	.505	46	117	.393	59	77	.766	53	149	202	5.8	55	0	117	70	15	52	431	12.3
	Conference-Only...	18	18	607	33.7	90	185	.486	22	68	.324	31	43	.721	33	78	111	6.2	27	0	70	42	6	27	233	12.9
13	HUFF, Cole	35	35	805	23.0	105	230	.457	62	134	.463	47	56	.839	19	118	137	3.9	61	0	22	22	4	14	319	9.1
	Conference-Only...	18	18	440	24.4	54	119	.454	29	65	.446	28	33	.848	11	66	77	4.3	46	0	17	14	3	10	165	9.2
40	HANSON, Zach	20	1	204	10.2	48	75	.640	0	0	.000	12	27	.444	16	29	45	2.3	26	0	5	11	1	6	108	5.4
	Conference-Only...	11	1	110	10.0	27	43	.628	0	0	.000	6	19	.316	5	17	22	2.0	16	0	2	8	1	3	60	5.5
32	HEGNER, Toby	35	0	585	16.7	58	124	.468	32	72	.444	27	42	.643	26	92	118	3.4	66	1	16	14	9	13	175	5.0
	Conference-Only...	18	0	334	18.6	31	63	.492	17	37	.459	8	14	.571	12	50	62	3.4	35	0	8	9	4	8	87	4.8
21	ZIERDEN, Isaiah	35	4	699	20.0	47	112	.420	41	99	.414	37	40	.925	4	65	69	2.0	48	0	29	22	2	15	172	4.9
	Conference-Only...	18	4	372	20.7	23	53	.434	22	49	.449	23	24	.958	2	21	23	1.3	22	0	14	11	0	7	91	5.1
01	MINTZ, Davion	29	12	354	12.2	30	78	.385	9	25	.360	26	33	.788	1	31	32	1.1	35	0	52	34	4	15	95	3.3
	Conference-Only...	16	8	225	14.1	19	48	.396	8	18	.444	17	20	.850	1	19	20	1.3	21	0	37	20	2	7	63	3.9
15	KRAMPELJ, Martin	29	0	171	5.9	31	59	.525	2	8	.250	16	29	.552	28	36	64	2.2	27	0	6	11	10	1	80	2.8
	Conference-Only...	13	0	51	3.9	11	21	.524	1	3	.333	3	4	.750	7	11	18	1.4	7	0	1	2	5	0	26	2.0
04	HARRELL Jr., Ronnie	26	0	190	7.3	23	47	.489	3	12	.250	18	28	.643	16	33	49	1.9	13	0	19	9	3	6	67	2.6
	Conference-Only...	11	0	60	5.5	5	12	.417	0	3	.000	7	12	.583	6	7	13	1.2	6	0	6	0	0	2	17	1.5
11	CLEMENT, Tyler	30	0	264	8.8	17	35	.486	7	19	.368	4	7	.571	1	27	28	0.9	37	1	38	25	1	8	45	1.5
	Conference-Only...	14	0	134	9.6	5	17	.294	3	10	.300	1	3	.333	1	14	15	1.1	20	1	23	10	0	4	14	1.0
05	SCURRY, Jordan	11	0	31	2.8	6	12	.500	4	10	.400	0	0	.000	0	4	4	0.4	3	0	4	0	0	1	16	1.5
	Conference-Only...	5	0	8	1.6	1	3	.333	1	3	.333	0	0	.000	0	2	2	0.4	1	0	1	0	0	0	3	0.6
24	PARAS, Kobe	15	0	70	4.7	8	22	.364	2	10	.200	2	7	.286	4	11	15	1.0	11	0	3	4	1	2	20	1.3
	Conference-Only...	5	0	9	1.8	0	0	.000	0	0	.000	0	0	.000	0	3	3	0.6	1	0	2	1	1	0	0	0.0
	Team.....														47	45	92	2.6	0		4				0	
	Conference-Only...														23	28	51	2.8	0		0				0	
	Total.....	35				1078	2136	.505	304	767	.396	404	592	.682	289	934	1223	34.9	583	7	598	435	102	212	2864	81.8
	Conference-Only...	18				533	1078	.494	144	387	.372	198	277	.715	136	464	600	33.3	303	3	303	225	49	107	1408	78.2
	Opponents.....	35				933	2135	.437	259	786	.330	424	616	.688	379	878	1257	35.9	609	-	449	489	103	235	2549	72.8
	Conference-Only...	18				484	1088	.445	136	396	.343	227	335	.678	207	455	662	36.8	295	1	234	241	53	129	1331	73.9

2017-18 ROSTER

No.	Name	Pos.	Ht.	Wt.	Yr.	Hometown/Previous School
5	Ty-Shon Alexander	G	6-4	200	Fr.	Charlotte, N.C. / Oak Hill (Va.) Academy
24	Mitchell Ballock	G	6-5	205	Fr.	Eudora, Kan. / Eudora
11	Tyler Clement	G	6-1	185	Sr.	Shawnee, Kan. / St. Thomas Aquinas
41	Jacob Epperson	C	6-11	200	Fr.	Melbourne, Australia / La Lumiere (Ind.)
0	Marcus Foster	G	6-3	210	Sr.	Wichita Falls, Texas / Kansas State
4	Ronnie Harrell Jr.	G/F	6-7	200	Jr.	Denver, Colo. / East
32	Toby Hegner	F	6-10	235	Sr.	Berlin, Wis. / Berlin
14	Kaleb Joseph	G	6-3	180	Jr.	Nashua, N.H. / Syracuse
15	Martin Krampelj	F	6-9	225	So.	Grosuplje, Slovenia / Impact Academy (Fla.)
1	Davion Mintz	G	6-3	175	So.	Charlotte, N.C. / North Mecklenburg
12	Jordan Scurry	G	6-2	205	So.	Dedham, Mass. / St. Mark's School
44	Manny Suarez	C	6-10	250	Sr.	Cliffside Park, N.J. / Adelphi
2	Khyri Thomas	G	6-3	205	Jr.	Omaha, Neb. / Benson

2017-18 NEWCOMERS

Ty-Shon Alexander, G, Fr., 6-4, 200, Charlotte, N.C. / Oak Hill Academy (Va.)

- Averaged 14.1 points, 6.1 assists and shot 46.3 percent from 3-pt. range as a senior.

Mitchell Ballock, G, Fr., 6-5, 205, Eudora, Kan. / Eudora

- Was named Kansas Gatorade Player of the Year as a senior.

Jacob Epperson, C, Fr., 6-11, 200, Melbourne, Australia/La Lumiere (Ind.)

- Helped La Lumiere win the prep national championship in 2016-17.

Kaleb Joseph, G, Jr., 6-3, 180, Nashua, N.H./Syracuse

- Sat out 2016-17 after transferring from Syracuse, where he was a freshman starter

Manny Suarez, C, Sr., 6-10, 250, Cliffside Park, N.J./ Adelphi Univ.

- Averaged 16.9 points, 9.4 rebounds at Adelphi in 2016-17.



HEAD COACH GREG MCDERMOTT

Hired at Creighton: April 27, 2010

Coaching File: Head coach, Iowa State, 2006-10; Head coach, Northern Iowa, 2001-06; Head coach, North Dakota State, 2000-01; Head coach, Wayne State (Neb.), 1994-2000; Assistant coach, North Dakota, 1989-94.

Highlights: 2017 NCAA; 2016 NIT Quarterfinals; 2014 NCAA Tournament; 2012-13 MVC Coach of the Year and

NABC District 16 Coach of the Year; His Creighton team tied a school record for wins with a 29-6 mark. His 2005-06 Northern Iowa team earned an AP ranking for the first time in school history; Was '99-00 Northern Sun Coach of the Year; Two of his teams were inducted into the school's Hall of Fame. He was inducted into the Wayne State Hall of Fame in 2006.

Collegiate File: Was a 1,000-point scorer and a four-year letterman as a center at Northern Iowa ('88).

Professional File: Played in Switzerland in 1988-89.

Education: B.A., (1988), Northern Iowa. Master's degree (1994) from the U.S. Sports Academy.

Personal: Native of Cascade, Iowa; Birthdate 11-25-64. He and his wife Theresa have three children: Nick, Doug and Sydney. Doug is a former BIG EAST Player of the Year and plays for the New York Knicks

MCDERMOTT'S RECORD

Career Record (23 years).....	446-277 (.617)
Creighton Record (seven years).....	166-82 (.669)
Iowa State (four years)	59-68 (.465)
Northern Iowa (five years).....	90-63 (.588)
North Dakota State (one year)	15-11 (.577)
Wayne State (six years)	116-53 (.686)

BIG EAST Regular Season Record (four years).....	37-35 (.514)
BIG EAST Tournament Record (four years).....	5-4 (.556)
BIG EAST Overall Record (four years).....	42-39 (.519)

NCAA Record (seven appearances)	3-7 (.300)
NIT Record (one appearance)	2-1 (.667)
CBI Record (one appearance).....	4-2 (.667)

YEAR-BY-YEAR

		Overall	Conference	Conf. Tourn.	Postseason
1994-95	Wayne State	14-13	—	—	—
1995-96	Wayne State	12-15	—	—	—
1996-97	Wayne State	21-7	—	—	—
1997-98	Wayne State	20-7	—	—	—
1998-99	Wayne State	23-5	—	—	NCAA DII
1999-00	Wayne State	26-6	—	—	NCAA DII
2000-01	North Dakota State	15-11	7-11	—	—
2001-02	Northern Iowa	14-15	8-10/7th	1-1	—
2002-03	Northern Iowa	11-17	7-11/7th	0-1	—
2003-04	Northern Iowa	21-10	12-6/T2nd	3-0/1st	NCAA 0-1
2004-05	Northern Iowa	21-11	11-7/T3rd	0-1	NCAA 0-1
2005-06	Northern Iowa	23-10	11-7/t5th	1-1	NCAA 0-1
2006-07	Iowa State	15-16	6-10/T7th	0-1	—
2007-08	Iowa State	14-18	4-12/11th	0-1	—
2008-09	Iowa State	15-17	4-12/10th	0-1	—
2009-10	Iowa State	15-17	4-12/T9th	0-1	—
2010-11	Creighton	23-16	10-8/T4th	1-1	CBI 4-2/2nd
2011-12	Creighton	29-6	14-4/2nd	3-0/1st	NCAA 1-1
2012-13	Creighton	28-8	13-5/1st	3-0/1st	NCAA 1-1
2013-14	Creighton	27-8	14-4/2nd	2-1/2nd	NCAA 1-1
2014-15	Creighton	14-19	4-14/T9th	1-1	—
2015-16	Creighton	20-15	9-9/6th	0-1	NIT 2-1
2016-17	Creighton	25-10	10-8/T3rd	2-1	NCAA 0-1

REGULAR SEASON GAMES

Home Record: 21-15

Best Home Record: 9-0 in 2013-14

Worst Home Record: 2-7 in 2014-15

Most Consecutive Home Wins: 9 in 2013-14

Most Consecutive Home Losses: 3 twice in 2014-15

Road Record: 16-20

Best Road Record: 5-4 in 2013-14, 2016-17

Worst Road Record: 2-7 in 2013

Most Consecutive Road Wins: 3 in 2013-14, 2016-17

Most Consecutive Road Losses: 5 in 2014-15

Longest Winning Streak: 5 in 2013-14, 2016-17

Longest Losing Streak: 8 games in 2014-15

BIG EAST REGULAR SEASON RESULTS

Year	Won-Lost	Home	Away	Finish	Championship Seed
2013-14	14-4	9-0	5-4	2nd (tie)	#2
2014-15	4-14	2-7	2-7	9th (tie)	#10
2015-16	9-9	5-4	4-5	6th	#6
2016-17	10-8	5-4	5-4	3rd (tie)	#6

BIG EAST CHAMPIONSHIP RESULTS (2013-17)

vs.	Won	Lost
DePaul	2	0
Georgetown	0	1
Providence	1	1
Seton Hall	0	1
Villanova	0	1
Xavier	2	0
Total	5	4

2016-17 RESULTS (25-10, 10-8 BIG EAST)

(HOME: 13-4/AWAY: 7-4/NEUTRAL: 5-2)

			Attendance	High Scorer/Rebounder
NOVEMBER				
11	UMKC	W, 89-82	16,686	Foster 19/Patton 8
<i>Gavitt Tipoff Games</i>				
15	Wisconsin	W, 79-67	17,879	Thomas 18/Patton 7
<i>Paradise Jam, U.S. Virgin Islands</i>				
18	vs. Washington State	W, 103-77	2,233	Huff 17/Huff 6
20	vs. NC State	W, 112-94	2,755	Huff 20/Huff 10
21	Mississippi	W, 86-77	2,699	Foster 25/Foster 6
26	Loyola Md.	W, 82-52	16,907	Patton 17/Patton 6
29	Buffalo	W, 93-72	16,434	Foster 22/Thomas 12
DECEMBER				
3	Akron	W, 82-70	16,852	Foster 27/Patton 7
7	at Nebraska	W, 77-62	15,902	Watson Jr. 25/Two with 10
9	Longwood	W, 113-58	16,697	Two with 16/ Two with 9
17	Oral Roberts	W, 66-65	16,489	Foster 22/Two with 6
20	at Arizona State	W, 96-85	6,793	Foster 29/Hegner 9
28	SETON HALL	W, 89-75	18,084	Watson Jr. 21/Patton 9
31	VILLANOVA	L, 80-70	18,831	Foster 22/Patton 8
JANUARY				
4	at ST. JOHN'S	W, 85-72	4,928	Patton 25/Patton 9
7	at PROVIDENCE	W, 78-64	8,176	Patton 20/Patton 6
11	BUTLER	W, 75-64	18,032	Watson Jr. 21/Thomas 12
14	Truman State	W, 101-69	17,466	Foster 21/Patton 10
16	at XAVIER	W, 72-67	10,348	Foster 15/Patton 9
21	MARQUETTE	L, 102-94	18,145	Foster 30/Zierden 5
25	at GEORGETOWN	L, 71-51	8,185	Patton 20/Two with 7
28	DEPAUL	W, 83-66	17,611	Thomas 18/Thomas 7
31	at BUTLER	W, 76-67	9,100	Three with 15/Patton 7
FEBRUARY				
4	XAVIER	L, 82-80	17,886	Foster 17/Huff 7
11	at DEPAUL	W, 93-58	6,409	Hegner 14/Patton 11
15	at SETON HALL	L, 87-81	6,637	Foster 23/Foster 6
19	GEORGETOWN	W, 87-70	17,626	Foster 35/Two with 6
22	PROVIDENCE	L, 68-66	17,382	Foster 18/Thomas 9
25	at VILLANOVA	L, 79-63	6,500	Foster 25/Two with 5
28	ST. JOHN'S ^{CA}	W, 82-68	17,006	Foster 18/Thomas 12
MARCH				
4	at MARQUETTE	L, 91-83	17,630	Thomas 23/Thomas 7
9	vs. Providence (BET)	W, 70-58	16,003	Thomas 19/Patton 8
10	vs. Xavier (BET)	W, 75-72	19,812	Two with 21/Thomas 4
11	vs. Villanova (BET)	L, 74-60	19,812	Huff 13/Harrell Jr. 7
17	vs. Rhode Island (NCAA)	L, 84-72	15,833	Two with 15/Two with 7

^{CA} Carnesecca Arena

(BET) BIG EAST Tournament

CAREER LEADERS

Points	Total-Avg.
Doug McDermott, 2010-14	3,150
Rodney Buford, 1995-99	2,116
Bob Harstad, 1987-91	2,110
Chad Gallagher, 1987-91	1,983
Bob Portman, 1966-69	1,876
Kyle Korver, 1999-03	1,801
Nate Funk, 2002-07	1,754
Rick Apke, 1974-78	1,682
Paul Silas, 1961-64	1,661
Vernon Moore, 1981-85	1,654

Rebounds	Total-Avg.
Paul Silas, 1961-64	1,751
Bob Harstad, 1987-91	1,126
Doug McDermott, 2010-14	1,088
Benoit Benjamin, 1982-85	1,005
Bob Portman, 1966-69	979
Chad Gallagher, 1987-91	891
Kenny Lawson, Jr., 2006-11	762
Rodney Buford, 1995-99	716
Rick Apke, 1974-78	709
Wally Anderzunas, 1965-67, 68-69	696

Assists	Total
Ryan Sears, 1997-01	570
Ralph Bobik, 1971-74	549
Antoine Young, 2008-12	505
Grant Gibbs, 2011-14	498
Austin Chatman, 2011-15	493
Randy Eccker, 1974-78	458
Tyler McKinney, 2001-05	430
Vernon Moore, 1981-85	418
Maurice Watson Jr., 2015-17	391
Josh Dotzler, 2005-09	388

Steals	Total
Ryan Sears, 1997-01	283
Josh Dotzler, 2005-09	196
Rodney Buford, 1995-99	195
Duan Cole, 1987-92	186
Kyle Korver, 1999-03	172
Johnny Mathies, 2003-06	157
Latrell Wrightsell, 1998-02	154
Vernon Moore, 1981-85	150
Ben Walker, 1997-01	148
Reggie Morris, 1982-86	129

Blocked Shots	Total
Benoit Benjamin, 1982-85	411
Chad Gallagher, 1987-91	183
Gregory Echenique, 2010-13	174
Kenny Lawson, Jr., 2006-11	153
Brody Deren, 2001-04	138
Anthony Tolliver, 2003-07	136
Doug Swenson, 1997-99	109
Joe Dabbert, 2000-04	104
Adam Reid, 1994-97	79
Livan Pyfrom, 1999-01	76



Eli Cain



QUICK FACTS

Location: Chicago, IL
Enrollment: 16,153
Founded: 1898
Nickname: Blue Demons
Colors: Royal Blue and Scarlet
Home Court: Wintrust Arena (10,387)

COACHING STAFF

Head Coach
 Dave Leitao (Northeastern '83)
 Office Phone: (773) 325-7521

Assistant Coaches
 Bill Courtney (Bucknell '92)
 Shane Heirman (Tulsa '11)
 Tim Anderson (Okla. Panhandle St. '06)

ADMINISTRATION

President
 Dr. A. Gabriel Esteban

Director of Athletics
 Jean Lenti Ponsetto
 Athletics Phone: (773) 325-7504

Director of Athletic Communications
 Greg Greenwell
 Office Phone: (773) 325-7546
 Cell Phone: (773) 343-3722
 Email: ggreenwe@depaul.edu

2017-18 SCHEDULE

NOVEMBER

11	Notre Dame (FS1)	4:00
13	Delaware State (FS2)	8:00
<i>Gavitt Tipoff Games</i>		
17	at Illinois (BTN)	8:30
<i>PK80: Phil Knight Invitational, Portland, Ore.</i>		
23	vs. Michigan State (ESPN)	11:30
24	vs. Connecticut/Oregon	TBD
26	vs. TBD	TBD

DECEMBER

2	Youngstown State (FSN)	2:00
6	Central Connecticut (FS1)	9:00
9	at UIC (TBD)	TBD
11	Alabama A&M (FS1)	9:00
16	Northwestern (FS1)	2:00
21	Miami (Ohio) (FS1)	9:00
27	VILLANOVA (CBSSN)	7:30
30	AT XAVIER (FS1)	2:00

JANUARY

2	GEORGETOWN (FS1)	9:00
6	AT ST. JOHN'S ^{CA} (FSN)	2:00
12	PROVIDENCE (FS1)	8:30
15	AT MARQUETTE (FS1)	9:00
20	BUTLER (FS1)	2:00
24	AT GEORGETOWN (FS1)	8:30
28	SETON HALL (CBSSN)	4:00

FEBRUARY

3	AT BUTLER (FS1)	Noon
7	CREIGHTON (FS1)	9:00
10	AT PROVIDENCE (FSN)	4:00
14	ST. JOHN'S (CBSSN)	9:00
18	AT SETON HALL (FS1)	1:00
21	AT VILLANOVA ^{WF} (FS1)	8:30
24	MARQUETTE (FSN)	Noon
27	AT CREIGHTON (FS1)	9:00

MARCH

3	XAVIER (TBD)	Noon
---	--------------	------

^{CA} Carnesecca Arena; ^{WF} Wells Fargo Center; All times are Eastern.

BLUE DEMONS PREVIEW

The Big Picture

The big news for the Blue Demons off the court is moving into Wintrust Arena, a brand new venue in downtown Chicago. Coach Dave Leitao, of course, wants to have the fans enjoy what's happening on the court as well. This year's squad will be led by guard Eli Cain and three other returning starters. The Blue Demons want their group of newcomers to improve the depth of the program and allow them to move up in the standings.

Who's Back

Cain, a dynamic 6-6 junior guard, was the team's scoring leader last year, averaging 15.6 points. Six-seven senior forward Tre'Darius McCallum averaged 9.7 points and a team-high 6.8 rebounds in his first season in a Blue Demon uniform. Guard Brandon Cyrus and forward Joe Hanel are two more returning starters. The 6-5 Cyrus, who is a strong defender, averaged 6.3 points. The 6-7 Hanel averaged 4.6 points and 4.8 rebounds. Guard Devin Gage played double-figure minutes of playing time as a freshman, and averaged 3.7 points. Senior forward Peter Ryckbosch returns after missing last season with a knee injury. He scored 1.5 points and 2.5 rebounds in a reserve role in 2015-16.

Who's Gone

The Blue Demons will miss guard Billy Garrett Jr., a four-year starter and steady leader. Last season, he averaged 14.9 points and a team-high 3.3 assists. A clutch performer, Garrett Jr. ranked second in the BIG EAST in free throw shooting, making 88.2 percent. He was named the BIG EAST Basketball Scholar-Athlete of the Year and won the BIG EAST Sportsmanship award. Reserve guards Darrick Wood and R.J. Curington graduated. Wood averaged 4.4 points and Curington scored at 3.9 points per game. Reserve forwards Levi Cook (2.6, 2.3) and Al Eichelberger (1.7, 1.3) transferred.

Storylines

Leitao had continuity among his front-line players last year. He started the same lineup in all 32 games. The Blue Demons are looking for the continued development of Gage to help the team's depth. Newcomers will have opportunities to work their way into the regular rotation. Six-eleven graduate transfer Marin Maric earned all-conference honors when he played at Northern Illinois. He led the team with a 14.4 scoring mark and an 8.4 rebounding average last season. Max Strus and Austin Grandstaff are a pair of transfers looking for time in the backcourt along with freshman Justin Roberts. Six-nine Jaylen Butz and 6-5 Paul Reed are freshman forward candidates.

2016-17 STATISTICS

##	Player	GP	GS	Min	Avg	TOTAL			3-PTS			REBOUNDS			PF	FO	A	TO	Blk	Stl	Pts	Avg				
						FG	FGA	Pct	3FG	FGA	Pct	FT	FTA	Pct									Off	Def	Tot	Avg
11	CAIN, Eli	32	32	1059	33.1	169	425	.398	51	148	.345	111	154	.721	32	112	144	4.5	85	2	85	77	12	33	500	15.6
	Conference-Only...	18	18	608	33.8	86	235	.366	24	79	.304	52	71	.732	20	58	78	4.3	50	1	63	42	7	19	248	13.8
05	GARRETT, Billy	32	32	938	29.3	140	361	.388	41	113	.363	157	178	.882	12	80	92	2.9	81	2	107	105	5	37	478	14.9
	Conference-Only...	18	18	532	29.6	85	207	.411	26	70	.371	76	91	.835	8	46	54	3.0	47	0	60	61	1	25	272	15.1
10	MCCALLUM, Tre'Darius	32	32	993	31.0	124	280	.443	22	78	.282	41	55	.745	49	168	217	6.8	92	3	43	52	26	49	311	9.7
	Conference-Only...	18	18	594	33.0	75	170	.441	16	50	.320	16	25	.640	19	92	111	6.2	53	2	15	30	17	29	182	10.1
51	HARRISON-DOCKS, Chris	26	0	508	19.5	55	152	.362	40	115	.348	15	16	.938	6	14	20	0.8	40	0	21	27	0	15	165	6.3
	Conference-Only...	15	0	311	20.7	38	101	.376	29	78	.372	11	12	.917	4	9	13	0.9	24	0	10	16	0	11	116	7.7
04	CYRUS, Brandon	32	32	840	26.3	72	190	.379	10	39	.256	47	67	.701	52	81	133	4.2	76	2	29	46	7	28	201	6.3
	Conference-Only...	18	18	519	28.8	42	115	.365	9	31	.290	32	42	.762	32	55	87	4.8	45	1	17	24	4	18	125	6.9
33	HANEL, Joe	32	32	823	25.7	61	94	.649	0	0	.000	26	50	.520	67	87	154	4.8	110	3	24	40	13	14	148	4.6
	Conference-Only...	18	18	470	26.1	41	58	.707	0	0	.000	12	25	.480	32	49	81	4.5	69	3	14	28	8	10	94	5.2
01	WOOD, Darrick	19	0	193	10.2	32	75	.427	8	24	.333	12	23	.522	8	18	26	1.4	22	0	12	15	1	4	84	4.4
	Conference-Only...	8	0	42	5.3	5	15	.333	1	4	.250	2	3	.667	0	2	2	0.3	4	0	3	4	0	2	13	1.6
00	Curington, R.J.	19	0	180	9.5	26	54	.481	5	22	.227	17	21	.810	17	20	37	1.9	19	0	11	15	3	7	74	3.9
	Conference-Only...	9	0	57	6.3	9	18	.500	3	7	.429	5	7	.714	3	2	5	0.6	6	0	3	4	1	1	26	2.9
03	GAGE, Devin	31	0	346	11.2	45	95	.474	5	21	.238	21	29	.724	6	19	25	0.8	37	0	27	30	7	22	116	3.7
	Conference-Only...	18	0	180	10.0	22	47	.468	3	11	.273	13	16	.813	4	9	13	0.7	21	0	12	19	4	11	60	3.3
44	Cook, Levi	25	0	273	10.9	29	48	.604	0	0	.000	8	13	.615	26	32	58	2.3	45	1	3	21	10	1	66	2.6
	Conference-Only...	15	0	172	11.5	17	29	.586	0	0	.000	5	8	.625	13	18	31	2.1	26	1	1	12	3	1	39	2.6
23	EICHELBERGER, Al	26	0	212	8.2	16	21	.762	0	0	.000	13	32	.406	15	18	33	1.3	26	0	1	10	8	2	45	1.7
	Conference-Only...	15	0	113	7.5	3	4	.750	0	0	.000	7	16	.438	9	6	15	1.0	14	0	1	6	4	1	13	0.9
12	Gazi, Erten	13	0	55	4.2	6	9	.667	2	4	.500	4	4	1.000	3	8	11	0.8	1	0	2	3	0	1	18	1.4
	Conference-Only...	7	0	27	3.9	1	1	1.000	1	1	1.000	2	2	1.000	1	2	3	0.4	1	0	0	1	0	1	5	0.7
32	Leitao, David	2	0	5	2.5	0	0	.000	0	0	.000	0	0	.000	0	1	1	0.5	0	0	0	0	0	0	0	0.0
	Conference-Only...	0	0	0	0.0	0	0	.000	0	0	.000	0	0	.000	0	0	0	0.0	0	0	0	0	0	0	0	0.0
	TEAM.....														46	59	105	3.4	0		10				0	
	Conference-Only...														25	30	55	3.1	0		6				0	
	Total.....	32				775	1804	.430	184	564	.326	472	642	.735	339	717	1056	33.0	634	13	365	451	92	213	2206	68.9
	Conference-Only...	18				424	1000	.424	112	331	.338	233	318	.733	170	378	548	30.4	360	8	199	253	49	129	1193	66.3
	Opponents.....	32				812	1743	.466	253	701	.361	511	700	.730	308	793	1101	34.4	619	-	492	443	106	204	2388	74.6
	Conference-Only...	18				475	952	.499	156	391	.399	294	406	.724	154	455	609	33.8	316	4	298	244	63	113	1400	77.8

2017-18 ROSTER

No.	Name	Pos.	Ht.	Wt.	Yr.	Hometown/Previous School
2	Jaylen Butz	F	6-9	205	Fr.	Fort Wayne, Ind. / North Side
11	Eli Cain	G	6-6	200	Jr.	Willingboro, N.J. / St. Benedict's Prep
44	Levi Cook	C	6-10	300	So.	Arnett, W.V. / Elev8 Sports Institute (Fla.)
4	Brandon Cyrus	G	6-5	187	So.	Encinitas, Calif. / La Lumiere
3	Devin Gage	G	6-2	177	So.	Chicago, Ill. / Curie
1	Austin Grandstaff	G	6-4	182	So.	Rowlett, Texas / Oklahoma
33	Joe Hanel	F	6-7	218	Sr.	Savage, Minn. / Holy Family Catholic
34	Marin Maric	C	6-11	250	Gr.	Split, Croatia / Northern Illinois
10	Tre'Darius McCallum	F	6-7	207	Sr.	Myrtle Beach, S.C. / Indian Hills CC
15	Paul Reed	F	6-5	170	Fr.	Apopka, Fla. / Wekiva
0	Justin Roberts	G	5-11	155	Fr.	Indianapolis, Ind. / Findlay Prep (Nev.)
30	Peter Ryckbosch	F	6-10	243	Sr.	Chicago, Ill. / St. Ignatius
31	Max Strus	G	6-6	217	Jr.	Hickory Hills, Ill. / Lewis U.

2017-18 NEWCOMERS

- Jaylen Butz, F, Fr., 6-9, 205, Fort Wayne, Ind. / North Side**
- Was the Fort Wayne News-Sentinel Player of the Year as he averaged 17.3 pts., 12.6 reb. in 2016-17.
- Austin Grandstaff, G, So., 6-4, 182, Rowlett, Texas / Univ. of Oklahoma**
- Sat out 2016-17 after transferring from Oklahoma.
- Marin Maric, C, Gr., 6-11, 250, Split, Croatia/NIU**
- Averaged 10.3 points and 6.8 rebounds in his Northern Illinois career.
- Paul Reed, F, Fr., 6-5, 170, Apopka, Fla./Wekiva**
- Led Wekiva to a state runner-up finish in Florida Class 9A.
- Justin Roberts, G, Fr., 5-11, 155, Indianapolis, Ind. / Findlay Prep (Nev.)**
- Led Findlay Prep to a 33-3 record and a No. 3 national ranking.
- Max Strus, G, Jr., 6-6, 217, Hickory Hills, Ill./Lewis U.**
- Was D-II NABC All-American in '15-16; sat out the 2016-17 season.



HEAD COACH DAVE LEITAO

Hired at DePaul: March 29, 2015

Coaching File: Assistant coach, Tulsa 2014-15; Assistant coach, Missouri, 2012-14; Head coach, Maine Red Claws, 2011-12; Head coach, Virginia, 2005-09; Head coach, DePaul, 2002-05; Associate head coach, Connecticut, 1996-2002; Head coach, Northeastern, 1994-96; Assistant coach, Connecticut, 1986-94; Assistant coach, Northeastern, 1984-86.

Highlights: CBI Semifinals with Virginia, 2008; NCAA Second Round, 2007. ACC Regular Season Co-Champions and ACC Coach of the Year, 2006-07; NIT, 2006; NIT Second Round with DePaul, 2005; NCAA Second Round, 2004. C-USA Regular Season Champions, 2003-04; NIT, 2003; In six seasons at Connecticut, he helped the team to the 1999 NCAA title and two NCAA Elite Eight appearances.

Collegiate File: Was a two-year captain at Northeastern and played in two NCAA Tournaments under coach Jim Calhoun whom he would follow to Connecticut.

Education: B.S., Business Administration, Northeastern, 1983

Personal: A native of New Bedford, Mass.; Birthdate 5-18-60; he and his wife Joyce have three sons, David III, Reese and Tyson.

LEITAO'S RECORD

Career Record (11 years).....	161-174 (.481)
Northeastern Record (two years)	22-35 (.386)
DePaul Record (five years).....	76-79 (.490)
Virginia Record (four years).....	155-116 (.572)
BIG EAST Regular Season Record (two years).....	5-31 (.139)
BIG EAST Tournament Record (two years).....	0-2 (.000)
BIG EAST Overall Record (two years)	5-33 (.132)
NCAA Record (two appearances)	1-2 (.333)
NIT Record (three appearances)	1-3 (.250)
CBI Record (one appearance).....	2-1 (.000)

YEAR-BY-YEAR

	Overall	Conference	Conf. Tourn.	Postseason
1994-95 Northeastern	18-11	10-6/3rd	2-1/2nd	—
1995-96 Northeastern	4-24	2-16/10th	1-1	—
2002-03 DePaul	16-13	8-8/T6th	0-1	NIT 0-1
2003-04 DePaul	22-10	12-4/1st	2-1/2nd	NCAA 1-1
2004-05 DePaul	20-11	10-6/T4th	1-1	NIT 1-1
2005-06 Virginia	15-15	7-9/T7th	1-1	NIT 0-1
2006-07 Virginia	21-11	11-5/T1st	0-1	NCAA 1-1
2007-08 Virginia	17-16	5-11/10th	0-1	CBI 2-1
2008-09 Virginia	10-18	4-12/10th	0-1	—
2015-16 DePaul	9-22	3-15/9th	0-1	—
2016-17 DePaul	9-23	2-16/10th	0-1	—

REGULAR SEASON GAMES

Home Record: 26-80
Best Home Record: 6-2 in 2006-07
Worst Home Record: 0-9 in 2008-09
Most Consecutive Home Wins: 5 in 2006-07
Most Consecutive Home Losses: 15, 2008-09 through 2009-10 and 2009-10 through 2010-11
Road Record: 15-91
Best Road Record: 3-5 in 2006-07
Worst Road Record: 0-9 in 2008-09 and 2009-10
Most Consecutive Road Wins: 2 in 2005-06
Most Consecutive Road Losses: 19 over 2007-08 and 2009-10
Longest Winning Streak: 3 games in 2006-07 and 2014-15
Longest Losing Streak: 30, 2007-08 through 2010-11

BIG EAST REGULAR SEASON RESULTS

Year	Won-Lost	Home	Away	Finish	Championship Seed
2005-06	5-11	3-5	2-6	T-13th	DNQ
2006-07	9-7	6-2	3-5	T-7th	#8
2007-08	6-12	4-5	2-7	T-12th	DNQ
2008-09	0-18	0-9	0-9	16th	#16
2009-10	1-17	1-8	0-9	16th	#16
2010-11	1-17	0-9	1-8	16th	#16
2011-12	3-15	2-7	1-8	16th	#16
2012-13	2-16	1-8	1-8	16th	#14
2013-14	3-15	2-7	1-8	10th	#10
2014-15	6-12	4-5	2-7	T-7th	#7
2015-16	3-15	2-7	1-8	9th	#9
2016-17	2-16	1-8	1-8	10th	#10

BIG EAST CHAMPIONSHIP RESULTS (2006-17)

vs.	Won	Lost
Cincinnati	1	0
Connecticut	0	2
Creighton	0	2
DePaul	0	0
Georgetown	1	1
Louisville	0	0
Marquette	0	0
Notre Dame	0	0
Pittsburgh	0	0
Providence	0	1
Rutgers	0	1
St. John's	0	0
Seton Hall	0	0
USF	0	1
Syracuse	0	0
Villanova	0	1
West Virginia	0	0
Xavier	0	1
Total	2	10

2016-17 RESULTS (9-23, 2-16 BIG EAST)

(HOME 8-10/AWAY 1-9/NEUTRAL 0-4)

			Attendance	High Scorer/Rebounder	
NOVEMBER					
13		Robert Morris ^{MCG}	W, 78-72	2,330	Cain 21/McCallum 8
<i>Gavitt Tipoff Games</i>					
17		Rutgers	L, 66-59	4,057	Cain 24/McCallum 9
20		Milwaukee	W, 77-59	4,518	Two with 20/Garrett 6
23		Missouri State	W, 68-66	4,387	Garrett 23/McCallum 12
30		Drake	W, 77-75	2,091	Cain 19/Cyrus 8
DECEMBER					
3	at	Northwestern	L, 80-64	6,751	Wood 15/Wood 8
6		Lamar	W, 80-61	4,516	Cain 21/McCallum 10
<i>HoopHall Miami Invitational, Miami, Fla.</i>					
10	vs.	Temple	L, 74-65	2,152	Cain 17/McCallum 8
14		Illinois-Chicago ^{MCG}	L, 80-75	2,099	Cain 27/Hanel 12
<i>Continental Tire Classic, Las Vegas, Nev.</i>					
17		Chicago State	W, 109-61	4,592	Cain 31/McCallum 12
19		SE Missouri State	W, 81-78	4,377	Garrett 19/Hanel 8
22	vs.	Wyoming	L, 72-58	2,154	McCallum 18/McCallum 6
23	vs.	Missouri State	L, 69-58	2,270	Garrett 16/McCallum 7
28	at	VILLANOVA	L, 68-65	6,500	McCallum 19/McCallum 7
JANUARY					
1		ST. JOHN'S	L, 79-73	5,152	Cain 18/McCallum 9
7	at	SETON HALL	L, 87-56	7,797	Garrett 22/Cyrus 9
10		PROVIDENCE	W, 64-63	4,641	Garrett 14/McCallum 8
14	at	MARQUETTE	L, 83-58	13,832	Garrett 12/Hanel 6
16	at	ST. JOHN'S ^{CA}	L, 78-68	5,602	Garrett 16/McCallum 10
21		BUTLER	L, 70-69 ot	6,713	Cain 32/McCallum 11
28	at	CREIGHTON	L, 83-66	17,611	Garrett 18/Hanel 9
31		GEORGETOWN	L, 76-73	5,455	Garrett 25/Two with 6
FEBRUARY					
4		MARQUETTE	L, 92-79	8,392	McCallum 21/McCallum 7
8	at	XAVIER	L, 72-61	10,250	Cyrus 18/Cyrus 6
11		CREIGHTON	L, 93-58	6,409	Harrison-Docks 15/Hanel 7
13		VILLANOVA	L, 75-62	6,963	Harrison-Docks 18/Two with 8
19	at	BUTLER	L, 82-66	9,100	Cain 24/Two with 6
22	at	GEORGETOWN	W, 67-65	7,896	Garrett 15/McCallum 7
25		SETON HALL	L, 82-79	5,144	Garrett 26/Cain 6
28	at	PROVIDENCE	L, 73-64	10,101	Two with 12/McCallum 7
MARCH					
4		XAVIER	L, 79-65	6,774	Garrett 17/Two with 7
8	vs.	Xavier (BET)	L, 75-64	14,830	Garrett 16/McCallum 11

^{MCG} McGrath Arena; ^{CA} Carnesecca Arena
(BET) BIG EAST Tournament

CAREER LEADERS

Points	Total-Avg.
Mark Aguirre, 1978-81	2182-24.5
David Booth, 1988-92	1933-15.5
Brandon Young, 2010-14	1899-15.1
Dave Corzine, 1974-78	1896-17.0
George Mikan, 1942-46	1870-19.1
Tom Kleinschmidt, 1991-95	1837-16.3
Cleveland Melvin, 2010-14	1792-16.3
Stephen Howard, 1988-92	1691-12.7
Billy Garrett Jr., 2013-17	1632-13.1
Dallas Comegys, 1983-87	1613-13.7

Rebounds	Total-Avg.
Dave Corzine, 1974-78	1151-10.4
M.C. Thompson, 1960-63	972-13.7
Tyrone Corbin, 1981-85	893-7.4
Ken Warzynski, 1967-70	890-11.6
Stephen Howard, 1988-92	883-7.0
Errol Palmer, 1964-67	874-11.7
Terry Cummings, 1979-82	857-10.0
Andre Brown, 2000-04	855-8.0
Stanley Brundy, 1985-89	835-7.5
Curtis Watkins, 1975-79	810-7.0

Assists	Total
Kenny Patterson, 1981-85	669
Clyde Bradshaw, 1977-81	606
Rod Strickland, 1985-88	557
Brandon Young, 2010-14	521
Terence Greene, 1985-89	449
Rashon Burno, 1998-02	439
Billy Garrett Jr., 2013-17	432
Sammy Mejia, 2003-07	396
Tom Kleinschmidt, 1991-95	386
Gary Garland, 1975-79	385

Steals	Total
Kenny Patterson, 1981-85	280
Rod Strickland, 1985-88	204
Rashon Burno, 1998-02	201
Brandon Young, 2010-14	188
Stanley Brundy, 1985-89	167
David Booth, 1988-92	165
Willie Coleman, 1997-98	152
Jeremiah Kelly, 2008-12	152
Will Walker, 2006-10	152
Peter Patton, 1992-96	149

Blocked Shots	Total
Dallas Comegys, 1983-87	297
George Mikan, 1942-46	154
Cleveland Melvin, 2010-14	131
Steve Hunter, 1999-01	128
Jeff Stern, 1990-92	121
Stanley Brundy, 1985-89	118
David Booth, 1988-92	113
Walter Downing, 1981-83	105
Bryant Bowden, 1992-96	100
Lemone Lampley, 1982-86	87



Jessie Govan



QUICK FACTS

Location: Washington, D.C.
Enrollment: 6,806
Founded: 1789
Nickname: Hoyas
Colors: Blue and Gray
Home Court: Capital One Arena (20,600)

COACHING STAFF

Head Coach

Patrick Ewing (Georgetown '85)
 Office Phone: (202) 687-2374

Assistant Coaches

Louis Orr (Syracuse '80)
 Robert Kirby (Pan American '83)
 Akbar Waheed (Niagara '99)

ADMINISTRATION

President

John J. DeGioia, Ph.D.

Director of Athletics

Lee Reed
 Athletics Phone: (202) 687-2435

Director of Communications

for Men's Basketball
 Lori Hamamoto
 Cell Phone: (917) 270-2787
 Email: Lori.Hamamoto@georgetown.edu

2017-18 SCHEDULE

NOVEMBER

12	Jacksonville (FSN)	Noon
15	Mount St. Mary's (FS2)	7:00
18	UMES (FSN)	Noon
25	at Richmond	TBD
28	Maine (FS1/FS2)	8:30

DECEMBER

3	Coppin State (FS1)	6:30
7	Howard (FS1)	8:30
9	North Carolina A&T (FS2)	2:30
16	Syracuse (CBS)	12:30
20	North Texas (FS2)	7:00
23	Alabama A&M (FS1)	Noon
27	BUTLER (FS1)	6:30
30	AT MARQUETTE (FS1)	4:30

JANUARY

2	AT DEPAUL (FS1)	9:00
6	CREIGHTON (FSN)	Noon
9	AT ST. JOHN'S ^{MSG} (FS1)	6:30
13	AT SETON HALL (FS1)	Noon
17	VILLANOVA (FS1)	6:30
20	ST. JOHN'S (FS1)	Noon
24	DEPAUL (FS1)	8:30
27	AT CREIGHTON (CBSSN)	8:00

FEBRUARY

3	AT XAVIER (CBSSN)	6:00
6	AT PROVIDENCE (FS1)	8:30
10	SETON HALL (CBSSN)	4:00
13	AT BUTLER (CBSSN)	6:30
21	XAVIER (FS1/FSN)	6:30
24	PROVIDENCE (CBSSN)	Noon
26	MARQUETTE (FS1)	7:00

MARCH

3	AT VILLANOVA ^{WF} (FOX)	TBD
---	----------------------------------	-------	-----

^{MSG} Madison Square Garden; ^{WF} Wells Fargo Center; All times are Eastern.

HOYAS PREVIEW

The Big Picture:

Last season, a predominantly young Hoya team was competitive, but came out on the wrong end of several close games. The result was a 15-18 overall record and a 7-11 BIG EAST mark. Ten losses were by six points or less. The 2016-17 Georgetown squad has more experience and expects to turn around some of last year's close defeats. They did lose all-conference guard D'Vauntes Smith-Rivera to graduation, but the eight other players who averaged double figures in minutes are all back. A couple of transfers have been added to help return the Hoyas to their accustomed place as a BIG EAST contender.

Who's Back:

Junior forwards L.J. Peak and Isaac Copeland are quality returnees. The 6-5 Peak averaged 12.3 points and made 40.9 percent from 3-point range, second in the BIG EAST. The 6-9 Copeland averaged 11.1 points and 5.4 rebounds. Center Bradley Hayes, who was granted another year of eligibility, averaged 8.7 points and a team-leading 6.7 rebounds. Forward Marcus Derrickson made 27 starts as a freshman and averaged 7.1 points and 4.5 boards. Classmate Jessie Govan, a 6-10 center, averaged 6.8 points and 4.1 boards. Senior Reggie Cameron (5.6, 2.0), sophomore Kaleb Johnson (2.8, 1.8) and junior Trey Mourning (1.5, 1.0) also contribute at forward. Sophomore Tre Campbell started 20 games at point guard and averaged 4.1 points.

Who's Gone:

The Hoyas lost only one starter from last year's regular rotation, but it's a significant departure. D'Vauntes Smith-Rivera finished his career as the all-time Georgetown leading scorer in BIG EAST games with 1,113 points. Last season, he was sixth in the BIG EAST in scoring with a 16.2 average and sixth in assists with a 4.5 mark. Reserve guard Riyan Williams, who saw limited action, also picked up his diploma. Reserve forward Paul White (1.6, 1.6) transferred.

Storylines:

Newcomers in the backcourt figure to have an immediate impact. Graduate transfer Rodney Pryor is expected to provide some offensive punch after averaging 18.3 points and 8.0 rebounds last season at Robert Morris. His scoring mark ranked second in the Northeast Conference. Pryor was the MVP of the NEC postseason tournament. Jonathan Mulmore, a 6-4 junior college transfer, was named National Junior College Athletic Administration All-America Second Team. Freshman guard Jagan Mosely, a prep New Jersey State Player of the Year, and freshman forward George Muresan also will be pushing to be noticed.

2016-17 STATISTICS

##	Player	GP	GS	Min	Avg	TOTAL			3-PTS			REBOUNDS			PF	FO	A	TO	Blk	Stl	Pts	Avg				
						FG	FGA	Pct	3FG	FGA	Pct	FT	FTA	Pct									Off	Def	Tot	Avg
23	PRYOR, Rodney	32	32	1044	32.6	212	442	.480	84	204	.412	69	94	.734	33	127	160	5.0	73	0	41	55	22	25	577	18.0
	Conference-Only...	18	18	589	32.7	117	267	.438	42	118	.356	32	47	.681	20	72	92	5.1	42	0	24	30	8	14	308	17.1
00	PEAK, LJ	32	32	1051	32.8	168	349	.481	33	101	.327	152	191	.796	33	89	122	3.8	88	3	111	86	12	34	521	16.3
	Conference-Only...	18	18	588	32.7	93	201	.463	16	56	.286	71	90	.789	13	47	60	3.3	56	2	61	50	4	15	273	15.2
15	GOVAN, Jessie	32	21	671	21.0	128	250	.512	14	35	.400	54	81	.667	39	121	160	5.0	89	1	45	55	32	16	324	10.1
	Conference-Only...	18	13	397	22.1	74	161	.460	7	25	.280	18	34	.529	24	56	80	4.4	49	1	28	33	15	10	173	9.6
24	DERRICKSON, Marcus	28	17	665	23.8	76	176	.432	32	93	.344	48	58	.828	34	89	123	4.4	84	2	40	37	18	12	232	8.3
	Conference-Only...	18	15	454	25.2	53	108	.491	23	61	.377	33	39	.846	17	53	70	3.9	55	2	26	26	12	12	162	9.0
11	COPELAND, Isaac	7	5	137	19.6	11	40	.275	0	10	.000	16	19	.842	8	15	23	3.3	12	0	6	7	0	6	38	5.4
	Conference-Only...	0	0	0	0.0	0	0	.000	0	0	.000	0	0	.000	0	0	0	0.0	0	0	0	0	0	0	0	0.0
22	AGAU, Akoy	32	8	479	15.0	42	83	.506	3	14	.214	57	67	.851	34	102	136	4.3	71	4	28	50	28	7	144	4.5
	Conference-Only...	18	1	274	15.2	27	53	.509	2	8	.250	23	30	.767	19	76	95	5.3	39	2	15	28	17	4	79	4.4
04	MOSELY, Jagan	31	20	621	20.0	36	97	.371	9	37	.243	50	65	.769	9	60	69	2.2	67	0	79	42	5	23	131	4.2
	Conference-Only...	17	7	324	19.1	17	47	.362	4	18	.222	32	41	.780	7	34	41	2.4	33	0	38	22	2	10	70	4.1
42	HAYES, Bradley	26	11	340	13.1	47	88	.534	0	0	.000	12	32	.375	32	69	101	3.9	43	0	21	29	21	8	106	4.1
	Conference-Only...	16	5	179	11.2	27	44	.614	0	0	.000	3	12	.250	16	34	50	3.1	26	0	11	18	4	1	57	3.6
02	MULMORE, Jonathan	32	12	646	20.2	30	84	.357	10	29	.345	45	60	.750	7	37	44	1.4	74	1	60	37	4	17	115	3.6
	Conference-Only...	18	11	435	24.2	18	47	.383	6	16	.375	22	30	.733	6	32	38	2.1	46	0	45	26	3	10	64	3.6
01	CAMPBELL, Tre	21	0	294	14.0	23	61	.377	12	35	.343	13	21	.619	3	23	26	1.2	17	0	28	19	0	12	71	3.4
	Conference-Only...	8	0	71	8.9	6	17	.353	2	10	.200	5	10	.500	0	5	5	0.6	4	0	8	3	0	0	19	2.4
32	JOHNSON, Kaleb	31	2	333	10.7	23	52	.442	3	12	.250	23	45	.511	22	38	60	1.9	41	1	13	13	3	11	72	2.3
	Conference-Only...	18	2	224	12.4	13	32	.406	1	7	.143	15	28	.536	17	26	43	2.4	27	1	12	9	3	7	42	2.3
05	CAMERON II, Reggie	17	0	138	8.1	9	23	.391	6	18	.333	5	10	.500	2	14	16	0.9	6	0	7	8	1	3	29	1.7
	Conference-Only...	13	0	108	8.3	7	17	.412	5	13	.385	5	10	.500	2	9	11	0.8	4	0	5	4	1	3	24	1.8
33	MOURNING, Trey	10	0	18	1.8	3	6	.500	0	0	.000	2	2	1.000	1	4	5	0.5	4	0	0	0	1	0	8	0.8
	Conference-Only...	4	0	5	1.3	1	1	1.000	0	0	.000	0	0	.000	0	2	2	0.5	1	0	0	0	0	0	2	0.5
10	HINES, Ra'Mond	5	0	7	1.4	0	1	.000	0	1	.000	1	2	.500	0	0	0	0.0	0	0	1	1	0	0	1	0.2
	Conference-Only...	1	0	1	1.0	0	1	.000	0	1	.000	0	0	.000	0	0	0	0.0	0	0	0	0	0	0	0	0.0
20	MURESAN, George	5	0	6	1.2	0	1	.000	0	1	.000	0	0	.000	0	0	0	0.0	0	0	0	0	0	1	0	0.0
	Conference-Only...	1	0	1	1.0	0	0	.000	0	0	.000	0	0	.000	0	0	0	0.0	0	0	0	0	0	0	0	0.0
	TEAM.....														48	48	96	3.0	0		13				0	
	Conference-Only...														24	23	47	2.6	0		4				0	
	Total.....	32				808	1753	.461	206	590	.349	547	747	.732	305	836	1141	35.7	672	12	480	454	147	175	2369	74.0
	Conference-Only...	18				453	996	.455	108	333	.324	259	371	.698	165	469	634	35.2	385	8	273	255	69	86	1273	70.7
	Opponents.....	32				798	1893	.422	199	614	.324	514	735	.699	367	745	1112	34.8	668	-	400	391	110	221	2309	72.2
	Conference-Only...	18				448	1044	.429	113	335	.337	317	433	.732	181	435	616	34.2	347	8	233	196	53	130	1326	73.7

2017-18 ROSTER

No.	Name	Pos.	Ht.	Wt.	Yr.	Hometown / Previous School
0	Jahvon Blair	G	6-3	189	Fr.	Mono, Ontario / Orangeburg Prep
24	Marcus Derrickson	F	6-7	250	Jr.	Bowie, Md. / Brewster Academy (N.H.)
13	Trey Dickerson	G	6-0	185	GS	Queens, N.Y. / South Dakota
15	Jessie Govan	C	6-10	270	Jr.	Queens Village, N.Y. / Wings Academy
10	Ra'Mond Hines	G	6-4	175	Sr.	Washington, D.C. / Gonzaga
32	Kaleb Johnson	G/F	6-6	205	Jr.	South Hill, Va. / The Carlisle School
33	Trey Mourning	F	6-9	230	Sr.	Miami, Fla. / Ransom Everglades
4	Jagan Mosely	G	6-3	205	So.	Morganville, N.J. / St. Anthony's
2	Jonathan Mulmore	G	6-4	185	Sr.	New Orleans, La. / Redemption Christian
20	George Muresan	F	6-9	210	So.	Potomac, Md. / St. Andrew's
12	Chris Sodom	C	7-3	220	Fr.	Kaduna, Nigeria / St. Thomas (Texas)
1	Jamarko Pickett	F	6-7	190	Fr.	Washington, D.C. / Masanutten Prep
5	Antwan Walker	F	6-9	230	Fr.	Washington, D.C. / Hargrave Military Academy (Va.)

2017-18 NEWCOMERS

Jahvon Blair, G, Fr., 6-3, 189, Mono, Ontario / Orangeburg Prep

- Named MVP of the Bio Steel All-Canadian game in 2016 after scoring a game-high 31 points.

Trey Dickerson, G, Gr., 6-0, 185, Queens, N.Y. / South Dakota

- Averaged 10.1 points last season at South Dakota.

Jamarko Pickett, F, Fr., 6-7, 190, Washington, D.C. / Masanutten Prep

- Averaged 21 points and eight rebounds last year at Masanutten.

Chris Sodom, C, Fr., 7-3, 220, Kaduna, Nigeria / Tennessee Prep

- Rated a top 100 recruit (No. 80 overall, No. 26 among centers) by ESPN.

Antwan Walker, F, Fr., 6-9, 230, Washington D.C. / Hargrave Military Academy (Va.)

- Names D.C. Interscholastic Athletic Association (DCIAA)



HEAD COACH PATRICK EWING

Hired at Georgetown: April 3, 2017

Coaching File: Fifteen years as an NBA assistant: Associate Head Coach, Charlotte Hornets, (2013-17); Assistant Coach, Orlando Magic (2007-12); Houston Rockets (2003-06); Washington Wizards (2002-03).

Professional Playing File: Was inducted into the Naismith Memorial Hall of Fame as a player in 2008 and was a member

of the 1992 Olympic Team ("Dream Team"). Was selected as one of the top 50 players in the history of the NBA. Was the first pick in the 1985 NBA Draft and was the 1986 NBA Rookie of the Year as a member of the New York Knicks. Scored 24,815 points and grabbed 11,607 rebounds during his 17-year career, including 15 with the Knicks. He made 10 consecutive All-Star Games.

Collegiate File: At Georgetown, was a three-time consensus first team All-America selection (1983-85). Led the Hoyas to three NCAA Championship game appearances, including the NCAA title in 1984, when he was named Tournament MVP. Shared BIG EAST Player of the Year honors with St. John's Chris Mullin in 1984-85 and 1983-84. Is the only player in league history to win Defensive Player of the Year honors four times.

Education: B.A., Fine Arts, Georgetown, 1985.

Personal: Native of Kingston, Jamaica. Birthdate: 8-5-62. He has two sons, Patrick Jr. and Corey, and one daughter, Randi. Patrick Jr. played at Georgetown and previously served as the program's Director of Operations.

EWING'S RECORD

First Year as a Head Coach

REGULAR SEASON GAMES

Home Record: 222-93

Best Home Record: 9-0 in 1995-96 and 2007-08

Worst Home Record: 3-6 in 1998-99, 2016-17

Most Consecutive Home Wins: 16 over 1987-88/88-89/89-90 seasons

Most Consecutive Home Losses: 3 in 1998-99, 2008-09, 2013-14, 2015-16

Road Record: 148-167

Best Road Record: 8-0 in 1983-84

Worst Road Record: 1-8 in 1997-98, 1-7 in 2004-05

Most Consecutive Road Wins: 11 over 1983-84/84-85 seasons

Most Consecutive Road Losses: 6 in 1992-93 and 1997-98

Longest Winning Streak: 11 games in 2012-13 and 2016-17

Longest Winning Streak (single season): 9 games in 1983-84

Longest Losing Streak: 5 games in 1992-93, 2002-03, 2004-05, 2016-17

BIG EAST REGULAR SEASON RESULTS

Year	Won-Lost	Home	Away	Finish	Championship Seed
1979-80	5-1	2-1	3-0	1st (3 tied)	#3
1980-81	9-5	6-1	3-4	2nd	#2
1981-82	10-4	6-1	4-3	2nd	#2
1982-83	11-5	7-1	4-4	4th	#4
1983-84	14-2	6-2	8-0	1st	#1
1984-85	14-2	7-1	7-1	2nd	#2
1985-86	11-5	7-1	4-4	3rd	#3
1986-87	12-4	7-1	5-3	1st (3 tied)	#1
1987-88	9-7	7-1	2-6	3rd (tie)	#3
1988-89	13-3	8-0	5-3	1st	#1
1989-90	11-5	6-2	5-3	3rd	#3
1990-91	8-8	6-2	2-6	6th	#6
1991-92	12-6	6-3	6-3	1st (tie)	#2
1992-93	8-10	6-3	2-7	8th	#8
1993-94	10-8	7-2	3-6	4th (tie)	#6
1994-95	11-7	7-2	4-5	4th	#4
1995-96	13-5	9-0	4-5	1st, BE 7	#2
1996-97	11-7	6-3	5-4	1st, BE 7	#2
1997-98	6-12	5-4	1-8	5th (tie), BE 7	#13
1998-99	6-12	3-6	3-6	10th	#10
1999-00	6-10	4-4	2-6	8th (tie)	#9
2000-01	10-6	5-3	5-3	2nd (tie), West	#2 West
2001-02	9-7	4-4	5-3	3rd (tie), West	#3 West
2002-03	6-10	3-5	3-5	5th, West	#5 West
2003-04	4-12	3-5	1-7	12th (tie)	#12
2004-05	8-8	5-3	3-5	7th (tie)	#7
2005-06	10-6	7-1	3-5	5th (tie)	#5
2006-07	13-3	7-1	6-2	1st	#1
2007-08	15-3	9-0	6-3	1st	#1
2008-09	7-11	4-5	3-6	11th (tie)	#12
2009-10	10-8	6-3	4-5	7th (tie)	#8
2010-11	10-8	5-4	5-4	8th	#8
2011-12	12-6	8-1	4-5	4th (tie)	#5
2012-13	14-4	8-1	6-3	1st (tie)	#1
2013-14	8-10	6-3	2-7	7th	#7
2014-15	12-6	7-2	5-4	2nd (tie)	#2
2015-16	7-11	4-5	3-6	8th	#8
2016-17	5-13	3-6	2-7	9th	#9

2016-17 RESULTS (14-18, 5-13 BIG EAST)

(HOME 9-8/AWAY 3-7/NEUTRAL 2-3)

			Attendance	High Scorer/Rebounder
NOVEMBER				
12	USC Upstate	W, 105-60	8,076	Pryor 32/Govan 6
<i>Gavitt Tipoff Games</i>				
15	Maryland	L, 76-75	13,455	Peak 21/Copeland 13
17	Arkansas State ^{MCD}	L, 78-72	2,136	Govan 20/Govan 8
<i>Maui Invitational, Hawaii</i>				
21	vs. Oregon	W, 65-61	2,400	Pryor 26/Pryor 10
22	vs. Wisconsin	L, 73-57	2,400	Peak 18/Hayes 8
23	vs. Oklahoma State	L, 97-70	2,400	Pryor 15/Hayes 9
27	Howard	W, 85-72	5,258	Pryor 26/Three with 6
30	Coppin State	W, 96-44	3,996	Pryor 30/Govan 11
DECEMBER				
4	Elon	W, 77-74	8,645	Pryor 23/Peak 8
<i>HoopHall Miami Invitational, Miami, Fla.</i>				
10	vs. La Salle	W, 93-78	2,152	Peak 24/Derrickson 8
17	at Syracuse	W, 78-71	25,131	Peak 23/Peak 11
22	UNCG	W, 78-56	8,096	Govan 20/Govan 10
28	at MARQUETTE	L, 76-66	14,886	Pryor 23/Pryor 7
31	XAVIER	L, 81-76	11,275	Peak 21/Pryor 7
JANUARY				
4	at PROVIDENCE	L, 76-70	9,586	Derrickson 26/Agau 12
7	BUTLER	L, 85-76 ot	8,273	Peak 21/Hayes 9
9	ST. JOHN'S	W, 83-55	5,158	Peak 16/Pryor 8
14	Connecticut	W, 72-69	12,164	Peak 7/Two with 7
16	PROVIDENCE	L, 74-56	5,169	Peak 13/Agau 8
22	at XAVIER	L, 86-75	10,343	Pryor 23/Pryor 4
25	CREIGHTON	W, 71-51	8,185	Peak 20/Govan 7
28	at BUTLER	W, 85-81	9,116	Peak 22/Hayes 5
31	at DEPAUL	W, 76-73	5,455	Pryor 26/Two with 5
FEBRUARY				
4	SETON HALL	L, 68-66 ot	10,142	Peak 18/Agau 11
7	at VILLANOVA	L, 75-64	6,500	Peak 21/Pryor 9
11	MARQUETTE	W, 80-62	11,386	Govan 23/Agau 11
19	at CREIGHTON	L, 87-70	17,626	Peak 23/Agau 9
22	DEPAUL	L, 67-65	7,896	Govan 18/Agau 8
25	at ST. JOHN'S ^{MSG}	L, 86-80	11,277	Pryor 22/Agau 7
28	at SETON HALL	L, 62-59	8,500	Peak 15/Mosely 6
MARCH				
4	VILLANOVA	L, 81-55	15,143	Pryor 21/Three with 7
8	vs. St. John's (BET)	L, 74-73	14,830	Peak 24/Derrickson 9

^{MSG} Madison Square Garden; ^{MCD} McDonough Arena
(BET) BIG EAST Tournament

CAREER LEADERS

Points	Total-Avg.
Eric Floyd, 1978-82	2304-17.7
Patrick Ewing, 1981-85	2184-15.3
Reggie Williams, 1983-87	2117-15.3
Alonzo Mourning, 1988-92	2001-16.7
D'Vauntes Smith-Rivera, 2012-16	1,898-14.7
Othella Harrington, 1992-96	1839-13.9
David Wingate, 1982-86	1781-12.8
Austin Freeman, 2007-11	1761-13.6
Mike Sweetney, 2000-03	1750-18.2
Kevin Braswell, 1998-02	1735-13.5

Rebounds	Total-Avg.
Patrick Ewing, 1981-85	1316-9.2
Merlin Wilson, 1972-76	1230-11.4
Alonzo Mourning, 1988-92	1032-8.6
Othella Harrington, 1992-96	983-7.4
Mike Sweetney, 2000-03	887-9.2
Reggie Williams, 1983-87	886-6.4
Mike Laughna, 1969-72	833-10.8
Dikembe Mutombo, 1988-91	823-8.6
Roy Hibbert, 2004-08	808-5.9
Bill Martin, 1981-85	740-5.2

Assists	Total
Kevin Braswell, 1998-02	695
Joey Brown, 1990-94	677
Michael Jackson, 1982-86	671
John Duren, 1976-80	583
Dwayne Bryant, 1986-90	527
Chris Wright, 2007-11	442
Jim Brown, 1963-66	408
Fred Brown, 1980-84	390
D'Vauntes Smith-Rivera, 2012-16	380
Jonathan Wallace, 2004-08	378

Steals	Total
Kevin Braswell, 1998-02	349
Eric Floyd, 1978-82	253
Joey Brown, 1990-94	236
Allen Iverson, 1994-96	213
David Wingate, 1982-86	209
Reggie Williams, 1983-87	206
Fred Brown, 1980-84	199
Gene Smith, 1980-84	191
Dwayne Bryant, 1986-90	187
John Duren, 1976-80	184

Blocked Shots	Total
Patrick Ewing, 1981-85	493
Alonzo Mourning, 1988-92	453
Dikembe Mutombo, 1988-91	354
Roy Hibbert, 2004-08	259
Ruben Boumtje Boumtje, 1997-01	255
Othella Harrington, 1992-96	201
Mike Sweetney, 2000-03	180
Jahidi White, 1994-98	152
Jameel Watkins, 1996-00	150

BIG EAST CHAMPIONSHIP RESULTS (1980-2017)

vs.	Won	Lost	vs.	Won	Lost	vs.	Won	Lost
Boston College	3	2	Pittsburgh	4	1	USF	1	0
Cincinnati	1	1	Providence	7	1	Villanova	5	1
Connecticut	2	6	Rutgers	0	1	Virginia Tech	0	0
DePaul	1	1	St. John's	5	2	West Virginia	2	1
Marquette	2	0	Seton Hall	5	3	Xavier	0	1
Miami	6	2	Syracuse	7	7	Total	52	30
Notre Dame	2	0						



Markus Howard



QUICK FACTS

Location: Milwaukee, WI
Enrollment: 12,000
Founded: 1881
Nickname: Golden Eagles
Colors: Blue and Gold
Home Court: BMO Harris Bradley Center (18,600)

COACHING STAFF

Head Coach
 Steve Wojciechowski (Duke '98)
 Office Phone: (414) 288-7130

Assistant Coaches
 Chris Carrawell (Duke '00)
 Stan Johnson (Southern Utah '03)
 Brett Nelson (Florida '04)

ADMINISTRATION

President
 Dr. Michael R. Lovell

Vice President/Director of Athletics
 Bill Scholl
 Athletics Phone: (414) 288-6303

Associate AD/Media Relations
 Scott Kuykendall
 Office Phone: (414) 288-4794
 Cell Phone: (414) 807-3490
 Email: scott.kuykendall@marquette.edu

2017-18 SCHEDULE

NOVEMBER

10	Mount St. Mary's (FSN)	9:00
<i>Gavitt Tipoff Games</i>		
14	Purdue (FS1)	8:30
<i>Maui Jim Maui Invitational</i>		
20	vs. VCU (ESPN2)	2:30
21	vs. California/Wichita State	TBD
22	vs. TBD	TBD
27	Eastern Illinois (FS1)	8:00
29	Chicago State (TBD)	9:00

DECEMBER

2	Georgia (TBD)	2:00
5	Vermont (FS1)	7:00
9	at Wisconsin (FS1)	Noon
18	Northern Illinois (FS1)	7:00
21	American (FS1)	7:00
27	XAVIER (FS1)	8:30
30	GEORGETOWN (FS1)	4:30

JANUARY

3	AT PROVIDENCE (CBSSN)	6:30
6	AT VILLANOVA ^{WF} (FS1)	8:00
9	SETON HALL (CBSSN)	9:00
12	AT BUTLER (FS1)	6:30
15	DEPAUL (FS1)	9:00
24	AT XAVIER (FS1)	6:30
28	VILLANOVA (FOX)	1:00
31	BUTLER (FS1)	9:00

FEBRUARY

3	PROVIDENCE (FS1)	2:30
7	AT SETON HALL (FS1)	7:00
10	AT ST. JOHN'S ^{CA} (FSN)	Noon
17	AT CREIGHTON (FSN)	10:00
21	ST. JOHN'S (FSN)	8:30
24	AT DEPAUL (FSN)	Noon
26	AT GEORGETOWN (FS1)	7:00

MARCH

3	CREIGHTON (TBD)	TBD
---	-----------------	-----

^{CA} Carnesecca Arena; ^{WF} Wells Fargo Center; All times are Eastern.

GOLDEN EAGLES PREVIEW

The Big Picture

Marquette returned to the NCAA Tournament last year for the first time since 2013, finishing with a 19-13 overall record and a 10-8 mark in BIG EAST play. The Golden Eagles did it with an experienced group of four returning starters. This season, coach Steve Wojciechowski's fourth at the helm, the Golden Eagles will be a little younger, but they still welcome back three starters including a pair of all-conference honorees in the backcourt. Developing some depth in the frontcourt will be one of the goals to help ensure a second straight year of postseason play.

Who's Back

Guard Markus Howard, a BIG EAST All-Freshman Team pick, led a balanced offense last year with a 13.2 average. He led the nation in 3-point shooting, making 54.7 percent. Howard also set the BIG EAST 3-point shooting mark in league games, hitting 57.3 percent. Senior Andrew Rowsey was the BIG EAST Sixth Man of the Year after averaging 11.6 points and making 44.7 percent from beyond the arc. Howard and Rowsey also combined to make 91.1 percent from the line. Junior guard Haanif Cheatham, a two-year starter, averaged 8.7 points. Six-eight forward Sam Hauser averaged 8.8 points and 5.0 rebounds as a freshman. Center Matt Heldt, a reliable defender, averaged 2.3 points and 2.9 boards. Six-five sophomore Sacar Anim is back after a redshirt year.

Who's Gone

Center Luke Fischer was a strong force around the basket, averaging 10.9 points, 5.9 rebounds and blocking a team-high 53 shots. Jajuan Johnson, an athletic 6-5 guard, started 24 games and averaged 12.0 points, 4.1 rebounds and a team-leading 1.9 steals. Katin Rheinhardt, a 6-6 graduate transfer, averaged 10.8 points. Johnson and Rheinhardt were valued members of a strong Golden Eagle perimeter attack, which led all BIG EAST teams in scoring offense, averaging 82.2 points per game.

Storylines

For the first time, the young Golden Eagles roster is completely comprised of players recruited by Wojciechowski and his staff. Rowsey is the team's only scholarship senior. The backcourt again should be very potent offensively. The frontcourt should be fortified with the addition of SMU transfer Henry Froling, a 6-11, 250-pound center who will be eligible at the end of the first semester in December. All of the other frontcourt newcomers are freshmen 6-7 or taller – 6-9 Theo John, 6-9 Ike Eke and 6-7 Jamal Cain. Six-three freshman Greg Elliott will try to be noticed in a crowded backcourt.

2016-17 STATISTICS

##	Player	GP	GS	Min	Avg	TOTAL			3-PTS			REBOUNDS			PF	FO	A	TO	Blk	Stl	Pts	Avg				
						FG	FGA	Pct	3FG	FGA	Pct	FT	FTA	Pct									Off	Def	Tot	Avg
00	HOWARD, Markus	31	27	681	22.0	136	269	.506	82	150	.547	56	63	.889	9	60	69	2.2	79	2	70	63	2	26	410	13.2
	Conference-Only...	18	18	410	22.8	97	184	.527	55	96	.573	28	34	.824	7	37	44	2.4	53	2	42	43	1	15	277	15.4
23	JOHNSON, Jajuan	31	24	806	26.0	137	289	.474	32	84	.381	65	82	.793	21	106	127	4.1	50	0	83	71	14	59	371	12.0
	Conference-Only...	17	14	450	26.5	67	152	.441	15	39	.385	41	53	.774	9	49	58	3.4	33	0	41	42	3	31	190	11.2
30	ROWSEY, Andrew	32	9	667	20.8	106	230	.461	71	159	.447	88	95	.926	6	52	58	1.8	66	1	73	42	1	21	371	11.6
	Conference-Only...	18	5	388	21.6	62	132	.470	44	91	.484	58	62	.935	2	30	32	1.8	37	1	52	25	1	15	226	12.6
40	FISCHER, Luke	32	25	767	24.0	150	232	.647	0	0	.000	50	85	.588	82	107	189	5.9	108	7	38	38	53	19	350	10.9
	Conference-Only...	18	14	419	23.3	76	117	.650	0	0	.000	21	42	.500	47	59	106	5.9	66	7	22	19	32	7	173	9.6
22	REINHARDT, Katin	29	4	749	25.8	104	258	.403	57	152	.375	48	54	.889	21	58	79	2.7	41	0	61	39	3	18	313	10.8
	Conference-Only...	18	0	497	27.6	74	161	.460	40	96	.417	20	25	.800	14	37	51	2.8	25	0	48	19	2	9	208	11.6
10	HAUSER, Sam	32	28	847	26.5	97	205	.473	63	139	.453	24	29	.828	29	130	159	5.0	80	4	42	22	19	25	281	8.8
	Conference-Only...	18	18	495	27.5	52	121	.430	31	76	.408	11	12	.917	19	74	93	5.2	44	3	29	14	15	13	146	8.1
25	CHEATHAM, Haanif	32	25	814	25.4	93	203	.458	13	40	.325	79	103	.767	22	101	123	3.8	49	0	71	51	4	23	278	8.7
	Conference-Only...	18	13	452	25.1	36	89	.404	5	18	.278	41	58	.707	14	55	69	3.8	23	0	33	35	2	8	118	6.6
01	WILSON, Duane	30	7	492	16.4	54	128	.422	14	48	.292	22	32	.688	3	50	53	1.8	59	0	49	25	3	29	144	4.8
	Conference-Only...	16	4	255	15.9	24	62	.387	6	21	.286	12	18	.667	2	28	30	1.9	34	0	27	12	2	15	66	4.1
21	CARTER, Traci	8	4	130	16.3	13	23	.565	3	7	.429	5	8	.625	3	14	17	2.1	15	0	29	11	0	4	34	4.3
	Conference-Only...	0	0	0	0.0	0	0	.000	0	0	.000	0	0	.000	0	0	0	0.0	0	0	0	0	0	0	0	0.0
12	HELDT, Matt	32	7	418	13.1	28	40	.700	0	0	.000	18	32	.563	41	53	94	2.9	66	4	6	10	13	6	74	2.3
	Conference-Only...	18	4	249	13.8	18	24	.750	0	0	.000	11	20	.550	23	30	53	2.9	32	2	3	2	7	5	47	2.6
52	MAROTTA, Cam	9	0	19	2.1	1	6	.167	1	3	.333	2	2	1.000	0	2	2	0.2	2	0	2	3	0	0	5	0.6
	Conference-Only...	4	0	6	1.5	0	2	.000	0	0	.000	0	0	.000	0	0	0	0.0	1	0	0	1	0	0	0	0.0
05	COHEN III, Sandy	3	0	19	6.3	0	4	.000	0	0	.000	0	0	.000	1	2	3	1.0	1	0	1	4	2	0	0	0.0
	Conference-Only...	0	0	0	0.0	0	0	.000	0	0	.000	0	0	.000	0	0	0	0.0	0	0	0	0	0	0	0	0.0
41	FRANKLIN, Deon	8	0	16	2.0	0	2	.000	0	1	.000	0	0	.000	0	3	3	0.4	4	0	0	1	1	1	0	0.0
	Conference-Only...	4	0	4	1.0	0	0	.000	0	0	.000	0	0	.000	0	0	0	0.0	1	0	0	0	0	0	0	0.0
	TEAM.....														42	41	83	2.6	1		16				0	
	Conference-Only...														25	26	51	2.8	1		10				0	
	Total.....	32				919	1889	.487	336	783	.429	457	585	.781	280	779	1059	33.1	621	18	525	396	115	231	2631	82.2
	Conference-Only...	18				506	1044	.485	196	437	.449	243	324	.750	162	425	587	32.6	350	15	297	222	65	118	1451	80.6
	Opponents.....	32				858	1870	.459	235	639	.368	465	667	.697	321	754	1075	33.6	549	-	511	418	115	210	2418	75.6
	Conference-Only...	18				496	1053	.471	138	372	.371	260	373	.697	190	417	607	33.7	315	5	286	215	68	120	1390	77.2

2017-18 ROSTER

No.	Name	Pos.	Ht.	Wt.	Yr.	Hometown / Previous School
2	Sacar Anim	G/F	6-5	210	So.	Minneapolis, Minn. / DeLaSalle
23	Jamal Cain	F	6-7	190	Fr.	Pontiac, Mich. / Cornerstone Health & Technology
25	Haanif Cheatham	G	6-5	195	Jr.	Fort Lauderdale, Fla. / Pembroke Pines
13	Ike Eke	F	6-9	225	Fr.	Lagos, Nigeria / Univ. of Detroit Jesuit
5	Greg Elliott	G	6-3	170	Fr.	Detroit, Mich. / East English Village
21	Harry Froling	C	6-11	250	So.	Townsville, Australia / Australian Inst. of Sport
10	Sam Hauser	G/F	6-8	225	So.	Stevens Point, Wis. / Stevens Point Area
12	Matt Heldt	C	6-10	245	Jr.	Neenah, Wis. / Neenah
0	Markus Howard	G	5-11	175	So.	Chandler, Ariz. / Findlay Prep
4	Theo John	F	6-9	245	Fr.	Minneapolis, Minn. / Champlin Park
52	Cam Marotta	G	5-10	175	Jr.	Mequon, Wis. / Homestead
1	Ed Morrow	F	6-7	235	Jr.	Chicago, Ill. / Simeon
30	Andrew Rowsey	G	5-11	180	Sr.	Lexington, Va. / Rockbridge

2017-18 NEWCOMERS

Jamal Cain, F, Fr., 6-7, 185, Pontiac, Mich. / Cornerstone Health & Technology

- Recorded 1,500 points, 1,000 rebounds in his prep career, a Mr. Michigan Basketball finalist.

Ike Eke, F, Fr., 6-9, 230, Detroit, Mich. / Detroit Jesuit

- Led team to the state title in '15-'16, averaged a double-double as a senior.

Greg Elliott, G, Fr., 6-3, 170, Detroit, Mich. / East English Village

- Finished his prep career second on the school's all-time scoring list with 1,376 points.

Harry Froling, C, So., 6-11, 250, Townsville, Australia / SMU

- Transferred from SMU and will be eligible at the end of the first semester.

Theo John, F, Fr., 6-9, 240, Minneapolis, Minn. / Champlin Park

- Helped Champlin H.S. to a four-year record of 108-12 and four league championships.



HEAD COACH STEVE WOJCIECHOWSKI

Hired at Marquette: April 1, 2014

Coaching File: Assistant/Associate head coach, Duke (1999-2014).

Highlights: 2017 NCAA; During his coaching tenure at Duke, the Blue Devils won two NCAA national championships (2010, 2001) and compiled a 441-92 record. Duke played in the NCAA Tournament every season. Served as court coach and scout for the USA Basketball Men's Senior National Team (2006-12), including the gold medal teams in the 2008 Beijing Olympics and the 2012 London Olympics.

Collegiate File: At Duke, he was named the top defensive player in the country as a senior. Was a two-time All-ACC selection and honorable mention Associated Press All-America.

Education: B.S., Duke, 1998. Major: Sociology.

Personal: Native of Severna Park, Md.; Birthdate: 8-11-76. Steve and his wife Lindsay have two sons, Jack and Charlie.

WOJCIECHOWSKI'S RECORD

Career Record (three years).....52-45 (.536)

Marquette Record (three years).....52-45 (.536)

BIG EAST Regular Season Record (three years).....22-32 (.407)

BIG EAST Tournament Record (three years).....2-3 (.400)

BIG EAST Overall Record (three years).....24-35 (.407)

NCAA Record (one appearance).....0-1 (.000)

NIT Record.....0-0 (.000)

YEAR-BY-YEAR

		Overall	Conference	Conf. Tourn.	Postseason
2014-15	Marquette	13-19	4-14/9th	1-1	—
2015-16	Marquette	20-13	8-10/7th	1-1	—
2016-17	Marquette	19-13	10-8/T3rd	0-1	0-1 NCAA

REGULAR SEASON GAMES

Home Record: 77-29

Best Home Record: 9-0 in 2011-12 and 2012-13

Worst Home Record: 3-6 in 2014-15

Most Consecutive Home Wins: 20 in 2011-12 through 2013-14

Most Consecutive Home Losses: 6 in 2014-15

Road Record: 45-61

Best Road Record: 5-4 in 2008-09, 2009-10, 2011-12, 2012-13

Worst Road Record: 1-8 in 2014-15

Most Consecutive Road Wins: 5 in 2009-10

Most Consecutive Road Losses: 7, 2 in 2013-14 and 5 in 2014-15

Longest Winning Streak: 9 games in 2008-09

Longest Losing Streak: 6 twice in 2014-15

BIG EAST REGULAR SEASON RESULTS

Year	Won-Lost	Home	Away	Finish	Championship Seed
2005-06	10-6	7-1	3-5	T-4th	#4
2006-07	10-6	6-2	4-4	T-5th	#6
2007-08	11-7	7-2	4-5	T-5th	#6
2008-09	12-6	7-2	5-4	5th	#5
2009-10	11-7	6-3	5-4	T-5th	#5
2010-11	9-9	6-3	3-6	T-9th	#11
2011-12	14-4	9-0	5-4	2nd	#2
2012-13	14-4	9-0	5-4	T-1st	#3
2013-14	9-9	6-3	3-6	6th	#6
2014-15	4-14	3-6	1-8	T9th	#9
2015-16	8-10	4-5	4-5	7th	#7
2016-17	10-8	7-2	3-6	T-3rd	#4

BIG EAST CHAMPIONSHIP RESULTS (1980-2017)

vs.	Won	Lost
Cincinnati	0	0
Connecticut	0	0
DePaul	0	0
Georgetown	0	2
Louisville	0	2
Notre Dame	1	1
Pittsburgh	0	2
Providence	1	0
Rutgers	0	0
St. John's	4	0
Seton Hall	2	1
USF	0	0
Syracuse	0	0
Villanova	1	2
West Virginia	1	0
Xavier	0	2
Total	10	12

2016-17 RESULTS (19-13, 10-8 BIG EAST)

(HOME 14-3/AWAY 4-6/NEUTRAL 1-4)

NOVEMBER

Veterans Classic, Annapolis, Md.

			Attendance	High Scorer/Rebounder
11	vs. Vanderbilt	W, 95-71	4,116	Johnson 21/Fischer 7
14	Howard	W, 81-49	11,305	Two with 14/Cheatham 7

2K Classic, Madison Square Garden

17	vs. Michigan ^{MSG}	L, 79-61	8,126	Fischer 19/Cheatham 6
18	vs. Pittsburgh ^{MSG}	L, 78-75	8,088	Rowsey 20/Fischer 9
22	IUPUI	W, 104-79	11,552	Cheatham 22/Hauser 9
26	Houston Baptist	W, 101-79	11,740	Two with 22/Fischer 11
30	Western Carolina	W, 90-44	11,397	Rowsey 21/Two with 5

DECEMBER

4	at Georgia	W, 89-79	7,620	Hauser 19/Johnson 10
6	Fresno State	W, 84-81	11,550	Hauser 19/Johnson 8
10	Wisconsin	L, 93-84	18,691	Howard 22/Cheatham 8
19	St. Francis (PA)	W, 78-65	11,868	Rowsey 22/Johnson 11
21	SIUE	W, 89-56	11,925	Cheatham 19/Hauser 9
28	GEORGETOWN	W, 76-66	14,886	Howard 23/Fischer 10

JANUARY

1	at SETON HALL	L, 69-66	7,894	Reinhardt 17/Johnson 8
7	at VILLANOVA ^{WF}	L, 93-81	16,891	Howard 21/Hauser 5
11	SETON HALL	W, 89-86 ot	12,388	Howard 22/Fischer 8
14	DEPAUL	W, 83-58	13,832	Rowsey 24/Hauser 9
16	at BUTLER	L, 88-80	9,100	Howard 26/Cheatham 6
21	at CREIGHTON	W, 102-94	18,145	Reinhardt 21/Fischer 8
24	VILLANOVA	W, 74-72	14,210	Reinhardt 19/Cheatham 7
28	PROVIDENCE	L, 79-78	15,369	Rowsey 23/Fischer 10

FEBRUARY

1	at ST. JOHN'S ^{MSG}	L, 86-72	14,201	Rowsey 21/Two with 5
4	at DEPAUL	W, 92-79	8,392	Rowsey 22/Two with 8
7	BUTLER	L, 68-65	12,423	Two with 19/Fischer 13
11	at GEORGETOWN	L, 80-62	11,386	Johnson 14/Reinhardt 8
18	XAVIER	W, 83-61	19,033	Howard 34/Heldt 9
21	ST. JOHN'S	W, 93-71	13,370	Hauser 19/Heldt 10
25	at PROVIDENCE	L, 73-69	13,216	Howard 24/Two with 4

MARCH

1	at XAVIER	W, 95-84	10,071	Rowsey 20/Hauser 6
4	CREIGHTON	W, 91-83	17,630	Johnson 20/Three with 7
9	vs. Seton Hall (BET)	L, 82-76	17,324	Rowsey 23/Fischer 6
17	vs. South Carolina (NCAA)	L, 93-73	14,180	Johnson 16/Two with 6

^{MSG} Madison Square Garden; ^{WF} Wells Fargo Center
(BET) BIG EAST Tournament

CAREER LEADERS

Points	Total-Avg.
Jerel McNeal, 2005-09	1985-15.3
Lazar Hayward, 2006-10	1859-13.5
George Thompson, 1966-69	1773-20.4
Dominic James, 2005-09	1749-13.6
Butch Lee, 1974-78	1735-15.1
Travis Diener, 2001-05	1691-14.1
Brian Wardle, 1997-01	1690-14.4
Tony Smith, 1986-90	1688-14.8
Wesley Matthews, 2005-09	1673-13.2
Bo Ellis, 1973-77	1663-14.0

Rebounds	Total-Avg.
Don Kojis, 1958-61	1222-15.1
Bo Ellis, 1973-77	1085-9.1
Terry Rand, 1953-56	978-12.7
Walt Mangham, 1957-60	938-12.3
Lazar Hayward, 2006-10	910-6.6
Tom Flynn, 1963-66	771-9.9
Paul Carbins, 1963-67	768-9.7
Trevor Powell, 1987-91	765-6.8
John Glaser, 1955-58	753-10.6
Russ Wittberger, 1951-55	745-7.4

Assists	Total
Tony Miller, 1992-95	956
Dominic James, 2005-09	632
Travis Diener, 2001-05	617
Aaron Hutchins, 1995-98	550
Lloyd Walton, 1974-76	480
Tony Smith, 1987-90	469
Jerel McNeal, 2005-09	455
Junior Cadougan, 2009-13	435
Cordell Henry, 1999-02	430
Glenn Rivers, 1981-83	409

Steals	Total
Jerel McNeal, 2005-09	287
Michael Wilson, 1979-82	272
Mandy Johnson, 1982-85	253
Dominic James, 2005-09	238
Glenn Rivers, 1981-83	203
Tony Smith, 1987-90	190
Michael Sims, 1985-88	188
Tony Miller, 1992-95	185
Aaron Hutchins, 1995-98	165
Travis Diener, 2001-05	158
Lazar Hayward, 2006-10	158
Kerry Trotter, 1983-86	158

Blocked Shots	Total
Jim McIlavine, 1991-94	399
Amal McCaskill 1992, 94-96	175
Faisal Abraham, 1994-97	172
Luke Fischer, 2014-17	153
Chris Otule, 2008-12	145
Michael Wilson, 1979-82	119
Scott Merritt, 2000-04	113
Walter Downing, 1985-86	103



Kyron Cartwright



QUICK FACTS

Location: Providence, RI
Enrollment: 3,897
Founded: 1917
Nickname: Friars
Colors: Black, White and Silver
Home Court: Dunkin' Donuts Center (12,410)

COACHING STAFF

Head Coach
 Ed Cooley (Stonehill '94)
 Office Phone: (401) 865-2266

Assistant Coaches

Jeff Battle (Marshall '85)
 Brian Blaney (Roanoke '94)
 Ivan Thomas (VCU '97)

ADMINISTRATION

President
 Rev. Brian J. Shanley, O.P.

Director of Athletics
 Robert Driscoll, Jr.
 Athletics Phone: (401) 865-2265

Associate AD/Communications
 Arthur Parks
 Office Phone: (401) 865-2759
 Cell Phone: (401) 378-7334
 Email: aparks@providence.edu

2017-18 SCHEDULE

NOVEMBER	
<i>2K Classic (Regional Round)</i>	
10	Houston Baptist (FSN) 7:00
<i>Gavitt Tipoff Games</i>	
13	Minnesota (FS1) 6:30
<i>2K Classic, Madison Square Garden</i>	
16	vs. Washington ^{MSG} (ESPN2) 9:30
17	vs. Virginia Tech/Saint Louis ^{MSG} TBD
<i>2K Classic (Regional Round)</i>	
22	Belmont (FS1) 7:00
25	Boston College (FS1) 8:00
29	Rider (FSN) 7:00
DECEMBER	
2	at Rhode Island (CBSSN) 5:00
6	Brown (FS2) 7:00
9	at UMass (TBD) TBD
17	Stony Brook (FS1) 2:30
20	vs. Houston (ESPNU) 7:00
22	Sacred Heart (FS1) 6:30
28	AT ST. JOHN'S ^{CA} (FSN) 7:00
31	AT CREIGHTON (FS1) 2:30
JANUARY	
3	MARQUETTE (CBSSN) 6:30
6	XAVIER (FOX) Noon
12	AT DEPAUL (FS1) 8:30
15	BUTLER (FS1) 4:30
20	CREIGHTON (CBSSN) 3:00
23	AT VILLANOVA ^{WF} (FS1) 6:30
31	AT SETON HALL (FS1) 7:00
FEBRUARY	
3	AT MARQUETTE (FS1) 2:30
6	GEORGETOWN (FS1) 8:30
10	DEPAUL (FSN) 4:00
14	VILLANOVA (FS1) 7:00
17	AT BUTLER (FOX) Noon
21	SETON HALL (FS1/FSN) 6:30
24	AT GEORGETOWN (CBSSN) Noon
28	AT XAVIER (FS1) 6:30
MARCH	
3	ST. JOHN'S (TBD) TBD

^{MSG} Madison Square Garden; ^{CA} Carnesecca Arena; ^{WF} Wells Fargo Center; All times are Eastern.

FRIARS PREVIEW

The Big Picture

The Friars confounded the experts last year and earned a record fourth-straight NCAA Tournament berth. Coach Ed Cooley directed PC to a 20-13 overall record and a tie for third place in BIG EAST play with a 10-8 mark. The emergence of forward Rodney Bullock and guard Kyron Cartwright, who stepped up in production and assumed leadership roles, was critical to the Friar success. They were both All-BIG EAST Second Team selections. For 2017-18, all five starters, including four seniors, return.

Who's Back

Bullock led the team with a 15.7 scoring average and a 6.4 rebounding mark. Cartwright was named BIG EAST Most Improved Player after averaging 11.4 points and a league-leading 6.7 assists. Senior guard Jalen Lindsey averaged 10.7 points 4.3 rebounds and is considered a strong defender. Forward Emmitt Holt averaged 12.5 points and 5.4 boards in his first season as a Friar. Alpha Diallo was a starter by mid-season as a freshman and averaged 5.7 points. Guard Isaiah Jackson filled a sixth-man role and averaged 5.6 points. Guard Maliek White and forward Kalif Young played in all 33 games as freshmen. Guard Drew Edwards missed the entire BIG EAST season with a leg injury.

Who's Gone

Forward Ryan Fazekas, who averaged 3.0 points, transferred. He was the only player, who logged meaningful minutes, who will not be back in 2017-18.

Storylines

The Friars appear set with experienced players at all positions and a fifth-straight NCAA berth certainly appears to be an attainable goal. Despite the presence of a veteran starting lineup, a heralded recruiting class will be aiming to make some inroads. Makai Ashton-Langford, a point guard candidate, is the highest rated Friar recruit. Six-10 center Nate Watson, 7-0 center Dajour Dickens will help around the basket and 6-1 guard Andrew Fonts also will push to be noticed.

2016-17 STATISTICS

##	Player	GP	GS	Min	Avg	TOTAL			3-PTS			REBOUNDS			PF	FO	A	TO	Blk	Stl	Pts	Avg				
						FG	FGA	Pct	3FG	FGA	Pct	FT	FTA	Pct									Off	Def	Tot	Avg
05	BULLOCK, Rodney	33	33	1082	32.8	177	406	.436	46	145	.317	119	159	.748	45	166	211	6.4	76	1	47	81	27	38	519	15.7
	Conference-Only...	18	18	577	32.1	87	204	.426	21	69	.304	52	75	.693	25	86	111	6.2	48	1	26	40	17	19	247	13.7
15	HOLT, Emmitt	32	28	879	27.5	149	285	.523	21	61	.344	82	121	.678	55	117	172	5.4	101	4	32	45	25	22	401	12.5
	Conference-Only...	18	14	477	26.5	72	143	.503	12	33	.364	42	69	.609	28	54	82	4.6	61	4	15	26	12	14	198	11.0
24	CARTWRIGHT, Kyron	33	33	1091	33.1	132	314	.420	31	80	.388	80	112	.714	17	100	117	3.5	67	1	222	96	1	36	375	11.4
	Conference-Only...	18	18	610	33.9	84	199	.422	18	47	.383	54	72	.750	15	54	69	3.8	33	0	112	51	0	21	240	13.3
21	LINDSEY, Jalen	32	32	1026	32.1	106	232	.457	74	161	.460	57	77	.740	38	100	138	4.3	69	2	22	23	8	28	343	10.7
	Conference-Only...	17	17	580	34.1	60	135	.444	44	91	.484	30	40	.750	17	56	73	4.3	36	1	10	13	4	15	194	11.4
11	DIALLO, Alpha	33	16	705	21.4	59	145	.407	9	37	.243	62	84	.738	32	73	105	3.2	78	0	39	41	5	29	189	5.7
	Conference-Only...	18	14	470	26.1	40	99	.404	5	27	.185	51	67	.761	22	50	72	4.0	50	0	31	29	4	13	136	7.6
44	JACKSON, Isaiah	33	11	552	16.7	64	133	.481	19	47	.404	38	51	.745	12	68	80	2.4	47	0	41	36	9	18	185	5.6
	Conference-Only...	18	5	311	17.3	45	76	.592	11	24	.458	31	42	.738	4	35	39	2.2	27	0	24	19	3	13	132	7.3
13	YOUNG, Kalif	33	5	432	13.1	44	85	.518	0	1	.000	17	46	.370	46	60	106	3.2	56	0	13	33	17	12	105	3.2
	Conference-Only...	18	4	254	14.1	21	42	.500	0	0	.000	9	26	.346	27	37	64	3.6	35	0	5	18	7	9	51	2.8
35	FAZEKAS, Ryan	30	7	353	11.8	31	80	.388	22	59	.373	6	9	.667	0	33	33	1.1	28	0	9	5	2	11	90	3.0
	Conference-Only...	15	0	125	8.3	7	24	.292	5	17	.294	1	2	.500	0	12	12	0.8	11	0	3	3	1	3	20	1.3
25	EDWARDS, Drew	8	0	86	10.8	8	19	.421	3	6	.500	5	10	.500	0	5	5	0.6	10	0	2	5	1	4	24	3.0
	Conference-Only...	0	0	0	0.0	0	0	.000	0	0	.000	0	0	.000	0	0	0	0.0	0	0	0	0	0	0	0	0.0
04	WHITE, Maliek	33	0	379	11.5	32	84	.381	12	37	.324	6	11	.545	5	28	33	1.0	35	0	44	32	2	20	82	2.5
	Conference-Only...	18	0	213	11.8	18	46	.391	7	20	.350	4	7	.571	2	17	19	1.1	17	0	20	14	1	11	47	2.6
12	WOODRING, Casey	4	0	7	1.8	1	6	.167	1	5	.200	0	0	.000	1	1	2	0.5	0	0	0	0	0	0	3	0.8
	Conference-Only...	1	0	1	1.0	0	3	.000	0	2	.000	0	0	.000	1	0	1	1.0	0	0	0	0	0	0	0	0.0
22	COUNCIL, Ricky	5	0	20	4.0	1	6	.167	1	6	.167	0	0	.000	0	3	3	0.6	1	0	0	3	0	0	3	0.6
	Conference-Only...	0	0	0	0.0	0	0	.000	0	0	.000	0	0	.000	0	0	0	0.0	0	0	0	0	0	0	0	0.0
34	PLANEK, Tom	7	0	13	1.9	0	0	.000	0	0	.000	0	3	.000	3	3	6	0.9	1	0	0	2	1	0	0	0.0
	Conference-Only...	3	0	7	2.3	0	0	.000	0	0	.000	0	1	.000	2	1	3	1.0	0	0	0	0	0	0	0	0.0
	TEAM.....														40	49	89	2.7	0		10				0	
	Conference-Only...														20	21	41	2.3	0		8				0	
	Total.....	33				804	1795	.448	239	645	.371	472	683	.691	294	806	1100	33.3	569	8	471	412	98	218	2319	70.3
	Conference-Only...	18				434	971	.447	123	330	.373	274	401	.683	163	423	586	32.6	318	6	246	221	49	118	1265	70.3
	Opponents.....	33				810	1840	.440	207	631	.328	380	562	.676	323	819	1142	34.6	631	-	392	454	96	206	2207	66.9
	Conference-Only...	18				467	1012	.461	121	344	.352	221	301	.734	170	445	615	34.2	352	10	239	231	49	115	1276	70.9

2017-18 ROSTER

No.	Name	Pos.	Ht.	Wt.	Yr.	Hometown/Previous School
1	Makai Ashton-Langford	G	6-2	186	Fr.	Worcester, Mass. / Brewster Academy
5	Rodney Bullock	F	6-8	225	Sr.	Hampton, Va. / Kecoughtan High School
24	Kyron Cartwright	G	5-11	185	Sr.	Compton, Calif. / Compton High School
11	Alpha Diallo	G	6-7	211	So.	New York, N.Y. / Brewster Academy
33	Dajour Dickens	C	7-0	220	Fr.	Hampton, Va. / Bethel High School
25	Drew Edwards	G	6-4	190	So.	Perry Hall, Md. / Calvert Hall
10	Andrew Fonts	G	6-2	170	Fr.	Portsmouth, R.I. / Portsmouth Abbey School
15	Emmitt Holt	F	6-7	240	Sr.	Webster, N.Y. / Indian Hills CC
44	Isaiah Jackson	G	6-6	225	Jr.	Gainesville, Fla. / George Mason
21	Jalen Lindsey	G	6-7	227	Sr.	Murfreesboro, Tenn. / Huntington Prep
34	Tom Planek	F	6-7	210	Sr.	Oak Park, Ill. / Fenwick High School
0	Nate Watson	C	6-9	250	Fr.	Arlington, Va. / Bishop O'Connell HS
4	Maliek White	G	6-3	190	So.	Richmond, Va. / George Wythe High School
13	Kalif Young	F	6-9	255	So.	Vaughan, Ontario / Orangeville Prep

2017-18 NEWCOMERS

Makai Ashton-Langford, G, Fr., 6-2, 186, Worcester, Mass./Brewster Academy (N.H.)

- Led Brewster to a 33-0 record and the National Prep Championship in 2016-17.
- Rated as a consensus top 50 recruit nationally.

Dajour Dickens, C, Fr., 7-0, 220, Hampton, Va./Bethel

- Played AAU for the Boo Williams program.
- Ranked among the top 20 players in Virginia.

Andrew Fonts, G, Fr., 6-2, 170, Portsmouth, R.I./Portsmouth Abbey

- Averaged 27.0 points, six rebounds, five assists as a senior.
- Named to the All-New England Class B Team.

Nate Watson, C, Fr., 6-9, 250, Arlington, Va./Bishop O'Connell

- Averaged 13.0 points, 7.6 rebounds in 2016 in the Catholic League.
- Ranked as one of the premier centers in Virginia.



HEAD COACH ED COOLEY

Hired at Providence: March 22, 2011

Coaching File: Fairfield, Head coach (2007-11); Boston College, Assistant coach (1997-06); Rhode Island, Assistant coach (1996-97); Stonehill College, Assistant coach (1995-96); UMass-Dartmouth, Assistant coach (1994-95).

Highlights: 2017 NCAA; 2016 NCAA (Second Round); 2015 NCAA; 2014 NCAA; 2014 BIG EAST Tournament title; 2013 NIT quarterfinals; 2011 NIT second round. Current streak of four straight NCAA appearances in a school record.

Collegiate File: Was a four-year player at Stonehill College and a three-time captain.

Education: B.A., History, Stonehill, 1994.

Personal: A native of Providence, attended Central High School and earned two Rhode Island High School Player of the Year honors before attending Stonehill. He and his wife, Nurys, have one daughter Olivia, and one son, Isaiah.

COOLEY'S RECORD

Career Record (11 years).....215-149 (.591)
 Providence Record (six years).....123-80 (.606)
 Fairfield Record (five years).....92-69 (.571)

BIG EAST Regular Season Record (six years).....54-54 (.500)
 BIG EAST Tournament Record (six years).....5-5 (.500)
 BIG EAST Overall Record (six years).....59-59 (.500)

NCAA Record (four appearances).....1-4 (.200)
 NIT Record (two appearances).....3-2 (.600)

YEAR-BY-YEAR

		Overall	Conference	Conf. Tourn.	Postseason
2006-07	Fairfield	13-19	10-8/T5th	0-1	
2007-08	Fairfield	14-16	11-7/T5th	0-1	
2008-09	Fairfield	17-15	9-9/T4th	1-1	
2009-10	Fairfield	23-11	13-5/2nd	2-1/2nd	
2010-11	Fairfield	25-8	15-3/1st	1-1	1-1 NIT
2011-12	Providence	15-17	4-14/15th	0-1	
2012-13	Providence	19-15	9-9/T9th	0-1	2-1 NIT
2013-14	Providence	23-12	10-8/T3rd	3-0/1st	0-1 NCAA
2014-15	Providence	22-12	11-7/4th	1-1	0-1 NCAA
2015-16	Providence	24-11	10-8/T4th	1-1	1-1 NCAA
2016-17	Providence	20-13	10-8/T3rd	0-1	0-1 NCAA

REGULAR SEASON GAMES

Home Record: 165-150
Best Home Record: 8-1 in 1993-94
Worst Home Record: 0-3 in 1979-80
Most Consecutive Home Wins: 8 over 1995-96 and 1996-97 seasons
Most Consecutive Home Losses: 7 over 1979-80/80-81 seasons
Road Record: 98-217
Best Road Record: 6-2 in 2003-04
Worst Road Record: 0-9 in 2010-11
Most Consecutive Road Wins: 3 in 1988-89, 1989-90 and 2000-01
Most Consecutive Road Losses: 15 over 2009-10 and 2010-11 seasons
Longest Winning Streak: 6 games in 1986-87
Longest Losing Streak: 11 games over 1979-80/80-81 seasons
Longest Losing Streak (single season): 10 games in 2009-10

BIG EAST REGULAR SEASON RESULTS

Year	Won-Lost	Home	Away	Finish	Championship Seed
1979-80	0-6	0-3	0-3	7th	#7
1980-81	3-11	2-5	1-6	8th	#8
1981-82	2-12	2-5	0-7	7th (tie)	#7
1982-83	4-12	2-6	2-6	8th	#8
1983-84	5-11	4-4	1-7	7th (tie)	#8
1984-85	3-13	2-6	1-7	8th	#8
1985-86	7-9	4-4	3-5	5th	#5
1986-87	10-6	6-2	4-4	4th (tie)	#4
1987-88	5-11	5-3	0-8	8th	#8
1988-89	7-9	4-4	3-5	5th (tie)	#6
1989-90	8-8	4-4	4-4	5th (tie)	#6
1990-91	7-9	6-2	1-7	7th (tie)	#7
1991-92	6-12	4-5	2-7	9th	#9
1992-93	9-9	6-3	3-6	4th (tie)	#5
1993-94	10-8	8-1	2-7	4th (tie)	#4
1994-95	7-11	5-4	2-7	6th (tie)	#6
1995-96	9-9	5-4	4-5	3rd, BE 7	#6
1996-97	10-8	7-2	3-6	2nd BE 7	#4
1997-98	7-11	4-5	3-6	4th, BE 7	#8
1998-99	9-9	4-5	5-4	6th (tie)	#7
1999-00	4-12	2-6	2-6	12th	#12
2000-01	11-5	6-2	5-3	2nd, East	#2 East
2001-02	6-10	5-3	1-7	6th, East	#6 East
2002-03	8-8	5-3	3-5	3rd (tie), East	#3 East
2003-04	11-5	5-3	6-2	3rd (tie)	#3
2004-05	4-12	2-6	2-6	9th	#9
2005-06	5-11	3-5	2-6	13th	(DNQ)
2006-07	8-8	6-2	2-6	10th	#10
2007-08	6-12	4-5	2-7	12th (tie)	#2
2008-09	10-8	6-3	4-5	7th (tie)	#8
2009-10	4-14	2-7	2-7	15th	#15
2010-11	4-14	4-5	0-9	14th	#14
2011-12	4-14	3-6	1-8	15th	#15
2012-13	9-9	5-4	4-5	9th (tie)	#9
2013-14	10-8	6-3	4-5	3rd (tie)	#4
2014-15	11-7	6-3	5-4	4th	#4
2015-16	10-8	5-4	5-4	4th (tie)	#4
2016-17	10-8	6-3	4-5	3rd (tie)	#3

2016-17 RESULTS (20-13, 10-8 BIG EAST)

(HOME 15-3/AWAY 4-7/NEUTRAL 1-3)

			Attendance	High Scorer/Rebounder
NOVEMBER				
14	Vermont	W, 80-58	8,310	Holt 22/Jackson 6
<i>Gavitt Tipoff Games</i>				
17	at Ohio State	L, 72-67	11,089	Bullock 27/Bullock 8
19	Grambling State	W, 71-54	6,093	Bullock 18/Bullock 6
21	Saint Francis (NY)	W, 64-48	4,208	Bullock 21/Bullock 12
<i>Emerald Coast Classic, Destin, Fla.</i>				
25	vs. Memphis	W, 60-51	2,196	Bullock 18/Holt 10
26	vs. Virginia	L, 63-52	2,196	Lindsey 18/Two with 6
30	New Hampshire	W, 76-62	4,801	Bullock 36/Bullock 6
DECEMBER				
3	Rhode Island	W, 63-60	12,488	Cartwright 19/Three with 5
6	Brown	W, 95-57	4,869	Holt 20/Bullock 8
10	Massachusetts	W, 75-69	7,815	Bullock 26/Bullock 10
17	Wagner	W, 76-54	4,069	Lindsey 16/Bullock 9
20	Maine	W, 79-59	4,257	Holt 18/Holt 10
23	at Boston College	L, 79-67	5,266	Bullock 23/Holt 11
28	at XAVIER	L, 82-56	10,426	Jackson 17/Young 5
JANUARY				
1	at BUTLER	L, 78-61	8,403	Cartwright 26/Holt 7
4	GEORGETOWN	W, 76-70	9,586	Lindsey 19/Bullock 9
7	CREIGHTON	L, 78-64	8,176	Holt 17/Young 9
10	at DEPAUL	L, 64-63	4,641	Bullock 18/Holt 8
14	SETON HALL	W, 65-61	9,253	Bullock 22/Three with 5
16	at GEORGETOWN	W, 74-56	5,169	Bullock 22/Cartwright 9
21	at VILLANOVA ^{WF}	L, 78-68	18,731	Bullock 17/Holt 6
25	ST. JOHN'S	L, 91-86	10,314	Bullock 20/Two with 8
28	at MARQUETTE	W, 79-78	15,369	Cartwright 18/Bullock 7
FEBRUARY				
1	VILLANOVA	L, 66-57	12,463	Diallo 18/Holt 7
8	at SETON HALL	L, 72-70 ot	7,024	Bullock 19/Lindsey 12
11	BUTLER	W, 71-65	12,746	Diallo 15/Bullock 7
15	XAVIER	W, 75-63	10,102	Cartwright 17/Bullock 10
22	at CREIGHTON	W, 68-66	17,382	Holt 18/Bullock 12
25	MARQUETTE	W, 73-69	13,216	Bullock 20/Bullock 10
28	DEPAUL	W, 73-64	10,101	Two with 14/Two with 8
MARCH				
4	at ST. JOHN'S ^{MSG}	W, 86-75	8,826	Jackson 18/Young 11
9	vs. Creighton (BET)	L, 70-58	16,003	Cartwright 15/Two with 7
15	vs. USC (NCAA)	L, 75-71	11,528	Holt 18/Holt 11

^{MSG} Madison Square Garden; ^{WF} Wells Fargo Center
(BET) BIG EAST Tournament

BIG EAST CHAMPIONSHIP RESULTS (1980-2017)

vs.	Won	Lost	vs.	Won	Lost	vs.	Won	Lost
Butler	1	0	Louisville	0	1	Syracuse	1	2
Boston College	1	1	Marquette	0	1	Villanova	1	8
Cincinnati	0	1	Notre Dame	1	0	West Virginia	2	3
Connecticut	2	2	Pittsburgh	0	1	Total	21	35
Creighton	1	1	Rutgers	1	0			
DePaul	1	0	St. John's	5	2			
Georgetown	1	7	Seton Hall	3	5			

CAREER LEADERS

Points	Total-Avg.
Ryan Gomes, 2001-05	2138-18.4
LaDontae Henton, 2011-15	2059-15.3
Jimmy Walker, 1963-67	2045-25.2
Eric Murdock, 1987-91	2021-17.3
Bryce Cotton, 2010-14	1975-15.2
Jamel Thomas, 1995-99	1971-15.9
Marvin Barnes, 1970-74	1839-20.7
Joe Hassett, 1973-77	1828-14.7
Bruce Campbell, 1974-78	1809-14.8
Ernie DiGregorio, 1969-73	1760-20.5

Rebounds	Total-Avg.
Marvin Barnes, 1970-74	1592-17.9
Jim Hadnot, 1958-62	1299-15.5
John Thompson, 1960-64	1061-13.4
Geoff McDermott, 2005-09	1055-8.7
LaDontae Henton, 2011-15	1,054-7.8
Michael Smith, 1991-94	1038-11.4
Ryan Gomes, 2001-05	1028-8.9
Bruce Campbell, 1974-78	949-7.8
Otis Thorpe, 1980-84	902-7.8
Bill Eason, 1974-78	800-6.9
Dickey Simpkins, 1990-94	790-6.3

Assists	Total
Vincent Council, 2009-13	725
Ernie DiGregorio, 1969-73	662
Kris Dunn, 2012-16	552
Billy Donovan, 1983-87	546
Carlton Screen, 1986-90	532
Ricky Tucker, 1979-83	520
Bob Misevicius, 1974-78	490
Eric Murdock, 1987-91	487
Vinnie Ernst, 1959-63	487
Geoff McDermott, 2005-09	478
Sharaud Curry, 2005-10	462

Steals	Total
John Linehan, 1997-02	385
Eric Murdock, 1987-91	376
Carlton Screen, 1986-90	228
Kris Dunn, 2012-16	208
Harold Starks, 1982-86	207
Geoff McDermott, 2005-09	205
Corey Wright, 1996-99	181
Ryan Gomes, 2001-05	181
Joe Hassett, 1973-77	176
Michael Brown, 1992-96	174

Blocked Shots	Total
Marvin Barnes, 1970-74	333
Marcus Douthit, 2000-04	295
Bob Cooper, 1973-77	284
Herbert Hill, 2004-07	189
Steve Wright, 1984-88	184
Carson Desrosiers, 2011-15	161
Randall Hanke, 2004-09	155
Rich Hunger, 1977-81	144
Bilal Dixon, 2009-12	141
Bob Misevicius, 1974-78	121



Shamorie Ponds



QUICK FACTS

Location: Queens, NY
Enrollment: 20,729
Founded: 1870
Nickname: Red Storm
Colors: Red and White
Home Courts: Carnesecca Arena (5,602)
 Madison Square Garden (19,786)

COACHING STAFF

Head Coach
 Chris Mullin (St. John's '85)
 Office Phone: (718) 990-6225

Assistant Coaches

Matt Abdelmassih (St. John's '07)
 Greg St. Jean (Wesleyan '13)

ADMINISTRATION

President
 Conrado "Bobby" Gempesaw, Ph.D.

Director of Athletics

Anton Goff
 Athletics Phone: (718) 990-6138

Associate AD/Communications

Steve Dombroski
 Office Phone: (718) 990-6897
 Cell Phone: (518) 928-6103
 Email: dombross@stjohns.edu

2017-18 SCHEDULE

NOVEMBER

10	New Orleans (FCS)	7:00
14	Central Connecticut (FS2)	6:30
<i>Gavitt Tipoff Games</i>		
16	Nebraska (FS1)	6:30
20	Molloy (FS1)	6:30
<i>AdvoCare Invitational, Lake Buena Vista, Fla.</i>		
23	Oregon State (ESPNU)	2:00
24	Long Beach St./Missouri	TBD
26	vs. TBD	TBD

DECEMBER

2	Sacred Heart (FS1)	4:30
<i>Valley of the Sun Shootout, Phoenix, Ariz.</i>		
5	vs. Grand Canyon (ESPNU)	11:30
<i>Basketball Hall of Fame Classic, Los Angeles, Calif.</i>		
8	vs. Arizona State (Pac-12)	8:00
<i>MSG Holiday Festival</i>		
17	Iona ^{MSG} (FS1)	4:30
<i>Basketball Hall of Fame Holiday Classic, Wilkes-Barre, Pa.</i>		
20	vs. St. Joseph's (ESPNU)	4:30
28	PROVIDENCE (FSN)	7:00
31	AT SETON HALL (FS1)	12/5:00

JANUARY

3	AT CREIGHTON (FS1)	8:00
6	DEPAUL (FSN)	2:00
9	GEORGETOWN ^{MSG} (FS1)	6:30
13	VILLANOVA ^{MSG} (TBD)	8:00
17	AT XAVIER (CBSSN)	8:30
20	AT GEORGETOWN (FS1)	Noon
23	CREIGHTON (FS1)	8:30
27	AT BUTLER (FS1)	2:30
30	XAVIER (CBSSN)	8:30

FEBRUARY

3	Duke ^{MSG} (FOX)	Noon
7	AT VILLANOVA ^{WF} (CBSSN)	7:00
10	MARQUETTE (FSN)	Noon
14	AT DEPAUL (CBSSN)	9:00
21	AT MARQUETTE (FSN)	8:30
24	SETON HALL ^{MSG} (FOX)	Noon
28	BUTLER (CBSSN)	9:00

MARCH

3	AT PROVIDENCE (TBD)	TBD
---	---------------------	-----

^{MSG} Madison Square Garden; ^{WF} Wells Fargo Center; All times are Eastern.

RED STORM PREVIEW

The Big Picture

The Red Storm made a jump from one BIG EAST win two seasons ago to seven victories last year. And they did it behind a starting freshman backcourt, Shamorie Ponds and Marcus LoVett, and two other transfers, Bashir Ahmed and Tariq Owens, forming the core of the team. Coach Chris Mullin, now in his third season, has added more quality recruits and has two more transfers to add to the mix. The Red Storm expect to keep moving up in the standings.

Who's Back

Ponds and LoVett were unanimous BIG EAST All-Freshman Team selections. Ponds was fifth in the BIG EAST in scoring with a 17.4 average. LoVett was ninth at 15.9. Ponds also led the league in steals with a 2.1 average. Both players made more than 80 percent of their free throws. Ahmed was a junior college transfer who fit in immediately, averaging 13.4 points and a team-high 5.5 rebounds. Owens is an athletic 6-11 forward who led the BIG EAST in blocked shots with a 2.2 average despite starting only eight games. Six-seven forward Kassoum Yakwe averaged 4.2 points and 3.2 boards as a starter. Senior forward Amar Alibegovic averaged 2.1 points and 1.7 rebounds off the bench.

Who's Gone

Federico Mussini was the first guard off the bench last year and averaged 8.2 points while shooting 42.7 percent from 3-point range. Malik Ellison, another reserve guard, transferred. He averaged 7.4 points while starting 26 games. Forward Darien Williams averaged 3.8 points and 2.6 rebounds. He earned his diploma and continued his career as a graduate transfer at another school. Forward Rich Freudenberg averaged 9.3 minutes per game as a freshman. Mussini and Freudenberg left to pursue professional careers overseas.

Storylines:

The two transfers eligible this season are 6-5 sophomore guard Justin Simon and 6-7 junior forward Marvin Clark II. Simon, who came from Arizona, is expected to push for a starting position in a three-guard lineup. Clark II, after two seasons of coming off the bench at Michigan State, is expected to contribute immediately in the frontcourt. The other newcomer is 6-3 freshman guard Bryan Trimble Jr., who likely will play significant minutes coming off the bench. The Red Storm have a more solid foundation this season and hope to repeat last year's success with a strong group of newcomers.

2016-17 STATISTICS

##	Player	GP	GS	Min	Avg	TOTAL			3-PTS			REBOUNDS			PF	FO	A	TO	Blk	Stl	Pts	Avg				
						FG	FGA	Pct	3FG	FGA	Pct	FT	FTA	Pct									Off	Def	Tot	Avg
02	PONDS, Shamorie	33	33	1109	33.6	191	435	.439	75	200	.375	116	141	.823	38	108	146	4.4	58	0	102	62	8	68	573	17.4
	Conference-Only...	18	18	615	34.2	107	242	.442	29	93	.312	80	97	.825	14	54	68	3.8	35	0	49	32	3	42	323	17.9
15	LOVETT, Marcus	30	25	948	31.6	166	358	.464	50	131	.382	94	117	.803	18	70	88	2.9	61	0	113	79	1	40	476	15.9
	Conference-Only...	18	15	568	31.6	98	207	.473	29	77	.377	68	84	.810	12	32	44	2.4	41	0	64	47	1	32	293	16.3
01	AHMED, Bashir	33	33	881	26.7	142	360	.394	52	147	.354	106	156	.679	59	121	180	5.5	83	5	40	75	19	18	442	13.4
	Conference-Only...	18	18	518	28.8	82	214	.383	27	85	.318	63	90	.700	33	65	98	5.4	46	3	19	39	13	10	254	14.1
04	MUSSINI, Federico	30	1	576	19.2	77	188	.410	56	131	.427	35	41	.854	6	46	52	1.7	37	0	26	29	0	17	245	8.2
	Conference-Only...	16	0	289	18.1	35	93	.376	25	66	.379	21	25	.840	3	21	24	1.5	23	0	16	12	0	7	116	7.3
0	ELLISON, Malik	33	26	818	24.8	83	198	.419	30	88	.341	47	79	.595	22	86	108	3.3	95	1	84	59	8	31	243	7.4
	Conference-Only...	18	17	471	26.2	44	110	.400	14	48	.292	28	47	.596	13	47	60	3.3	63	1	42	38	5	19	130	7.2
35	SIMA, Yankuba	10	8	178	17.8	21	47	.447	0	0	.000	18	25	.720	13	22	35	3.5	24	1	6	9	5	4	60	6.0
	Conference-Only...	0	0	0	0.0	0	0	.000	0	0	.000	0	0	.000	0	0	0	0.0	0	0	0	0	0	0	0	0.0
11	OWENS, Tariq	32	8	601	18.8	65	129	.504	0	2	.000	36	48	.750	59	106	165	5.2	103	7	15	29	69	19	166	5.2
	Conference-Only...	17	4	347	20.4	37	74	.500	0	2	.000	13	16	.813	31	61	92	5.4	56	3	5	13	33	10	87	5.1
14	YAKWE, Kassoum	33	31	675	20.5	51	120	.425	0	0	.000	35	59	.593	35	72	107	3.2	94	2	25	29	64	8	137	4.2
	Conference-Only...	18	18	353	19.6	27	65	.415	0	0	.000	17	31	.548	14	28	42	2.3	51	0	9	16	28	6	71	3.9
45	WILLIAMS, Darien	24	0	285	11.9	34	63	.540	0	1	.000	24	33	.727	19	43	62	2.6	52	1	4	15	11	10	92	3.8
	Conference-Only...	15	0	199	13.3	23	47	.489	0	0	.000	13	16	.813	15	32	47	3.1	39	1	3	11	8	7	59	3.9
03	ALIBEGOVIC, Amar	26	0	267	10.3	19	46	.413	7	25	.280	10	17	.588	9	34	43	1.7	47	3	17	15	10	5	55	2.1
	Conference-Only...	15	0	162	10.8	11	25	.440	3	11	.273	4	6	.667	4	20	24	1.6	30	2	6	7	5	2	29	1.9
20	FREUDENBERG, Rich	26	0	242	9.3	12	48	.250	7	35	.200	3	4	.750	6	28	34	1.3	30	0	12	17	2	1	34	1.3
	Conference-Only...	12	0	77	6.4	3	11	.273	1	7	.143	0	0	.000	0	5	5	0.4	8	0	4	8	0	0	7	0.6
12	HOLIFIELD, Elijah	7	0	13	1.9	4	6	.667	1	3	.333	0	2	.000	0	1	1	0.1	4	0	2	2	0	3	9	1.3
	Conference-Only...	1	0	1	1.0	0	0	.000	0	0	.000	0	0	.000	0	0	0	0.0	0	0	0	0	0	0	0	0.0
24	LAWRENCE, Brandon	2	0	2	1.0	1	1	1.000	0	0	.000	0	0	.000	0	0	0	0.0	0	0	0	0	0	0	2	1.0
	Conference-Only...	1	0	0	0.0	0	0	.000	0	0	.000	0	0	.000	0	0	0	0.0	0	0	0	0	0	0	0	0.0
25	COLE, Justin	2	0	5	2.5	0	1	.000	0	0	.000	0	2	.000	0	1	1	0.5	0	0	0	0	0	0	0	0.0
	Conference-Only...	0	0	0	0.0	0	0	.000	0	0	.000	0	0	.000	0	0	0	0.0	0	0	0	0	0	0	0	0.0
	TEAM.....															53	61	114	3.5	0		13			0	
	Conference-Only...															28	35	63	3.5	0		7			0	
	Total.....	33				866	2000	.433	278	763	.364	524	724	.724	337	799	1136	34.4	688	20	446	433	197	224	2534	76.8
	Conference-Only...	18				467	1088	.429	128	389	.329	307	412	.745	167	400	567	31.5	392	10	217	230	96	135	1369	76.1
	Opponents.....	33				904	1962	.461	249	664	.375	541	772	.701	390	895	1285	38.9	676	-	495	501	107	207	2598	78.7
	Conference-Only...	18				514	1057	.486	136	357	.381	324	451	.718	213	506	719	39.9	375	10	274	291	52	113	1488	82.7

2017-18 ROSTER

No.	Name	Pos.	Ht.	Wt.	Yr.	Hometown/Previous School
1	Bashir Ahmed	G/F	6-7	210	Sr.	Bronx, N.Y. / Hutchinson CC (Kan.)
10	Amar Alibegovic	F	6-9	240	Sr.	Rome, Italy / Istituto Tecnico Minerva
13	Marvin Clark II	F	6-7	230	Jr.	Kansas City, Mo. / Michigan State
23	Justin Cole	G	6-2	190	So.	Rockville Centre, N.Y. / Archbishop Molloy
24	Brandon Lawrence	G	6-2	175	So.	Union City, Calif. / Moreau Catholic
20	Marcus LoVett	G	6-0	180	So.	Fort Wayne, Ind. / Morgan Park (Ill.)
11	Tariq Owens	F	6-11	205	Jr.	Odenton, Md. / Tennessee
2	Shamorie Ponds	G	6-1	165	So.	Brooklyn, N.Y. / Thomas Jefferson
5	Justin Simon	G	6-5	215	So.	Temecula, Calif. / Arizona
12	Bryan Trimble Jr.	G	6-3	220	Fr.	Kansas City, Mo. / Sunrise Christian Acad. (Kan.)
14	Kassoum Yakwe	F	6-7	210	Jr.	Bamako, Mali / Our Savior New American (N.Y.)

2017-18 NEWCOMERS

- Marvin Clark Jr., F, Jr., 6-7, 205, Kansas City, Mo. / Michigan State**
- Sat out the 2016-17 season after transferring from Michigan State.
 - Played in 30 games in 2015-16, averaging 3.9 points, 2.5 rebounds in 9.7 minutes.
- Justin Simon, G, So., 6-5, 205, Temecula, Calif. / Arizona**
- Did not play in 2016-17 after transferring from Arizona.
 - Played in 24 games in 2015-16 and averaged 2.3 points in 7.5 minutes per game.
- Bryan Trimble, G, Fr., 6-3, Kansas City, Mo. / Sunrise Christian Acad. (Kan.)**
- Made the All-Tournament Team at the National Prep School Invitational.
 - Averaged 14 points per game as a senior, making 45 percent of his 3-point attempts.



HEAD COACH CHRIS MULLIN

Hired at St. John's: March 31, 2015

Coaching File: Third year as head coach.

Professional Administrative File:

Special Advisor, Sacramento Kings, 2013-15; Executive Vice President of Basketball Operations, Golden State Warriors, 2004-09; Special Assistant, Golden State Warriors, 2002-04.

Professional Playing File: Inducted into the Naismith Memorial Hall of Fame as a player and as a member of the 1992

Olympic Team ("Dream Team"). Was a five-time NBA All-Star. Scored 17,911 career points and average 18.2 ppg during his 11-year career with Golden State and the Indiana Pacers. Was drafted seventh overall by Golden State in the 1985 draft.

Collegiate File: At St. John's (1981-85), he is still the school's all-time scorer with 2,440 points. Was a consensus first team All-America selection as a senior. Led St. John's to four NCAA Tournament bids, including the 1985 Final Four. Is the only player in BIG EAST history to be named BIG EAST Player of the Year three times (1983-85). His jersey number 20 has been retired by the school.

Education: B.S. Management, St. John's, 1998.

Personal: Birthdate: 7-30-63; He and his wife, Liz, have four children: Sean, Christopher, Liam and Kiera.

MULLIN'S RECORD

Career Record (two years)22-33 (.400)
St. John's Record (two years).....22-33 (.400)

BIG EAST Regular Season Record (two years).....8-28 (.222)
BIG EAST Tournament Record (two years).....1-2 (.333)
BIG EAST Overall Record (two years)9-30 (.231)

YEAR-BY-YEAR

		Overall	Conference	Conf. Tourn.	Postseason
2015-16	St. John's	8-24	1-17/10th	0-1	—
2016-17	St. John's	14-19	7-11/8th	1-1	—

BIG EAST CHAMPIONSHIP RESULTS (1980-2017)

vs.	Won	Lost
Boston College	4	2
Connecticut	4	2
Georgetown	2	5
Marquette	0	4
Miami	2	1
Notre Dame	1	1
Pittsburgh	2	2
Providence	2	5
Rutgers	2	0
Seton Hall	2	1
Syracuse	1	4
Villanova	5	4
Total	27	31

REGULAR SEASON GAMES

Home Record: 192-123

Best Home Record: 8-0 in 1985-86, 1999-00; 7-0 in 1980-81

Worst Home Record: 1-8 in 2015-16

Most Consecutive Home Wins: 16 over 1998-99/99-00/00-01 seasons

Most Consecutive Home Losses: 7 games over 1993-94/94-95 seasons

Road Record: 122-192

Best Road Record: 8-0 in 1984-85

Worst Road Record: 0-9 in 2015-16

Most Consecutive Road Wins: 9 over 1984-85/85-86 seasons

Most Consecutive Road Losses: 16 games over 2003-04 and 2004-05

Longest Winning Streak: 14 games in 1984-85

Longest Losing Streak: 13 games in 2015-16

BIG EAST REGULAR SEASON RESULTS

Year	Won-Lost	Home	Away	Finish	Championship Seed
1979-80	5-1	2-1	3-0	1st (3 tied)	#2
1980-81	8-6	7-0	1-6	3rd (3 tied)	#3
1981-82	9-5	4-3	5-2	3rd	#3
1982-83	12-4	7-1	5-3	1st (3 tied)	#3
1983-84	8-8	5-3	3-5	4th (tie)	#5
1984-85	15-1	7-1	8-0	1st	#1
1985-86	14-2	8-0	6-2	1st (tie)	#1
1986-87	10-6	6-2	4-4	4th (tie)	#5
1987-88	8-8	4-4	4-4	5th (tie)	#5
1988-89	6-10	5-3	1-7	7th (tie)	#8
1989-90	10-6	4-4	6-2	4th	#4
1990-91	10-6	7-1	3-5	2nd	#2
1991-92	12-6	8-1	4-5	1st (tie)	#3
1992-93	12-6	8-1	4-5	2nd	#2
1993-94	5-13	3-6	2-7	9th	#9
1994-95	7-11	4-5	3-6	6th (tie)	#8
1995-96	5-13	4-5	1-8	5th, BE 6	#11
1996-97	8-10	3-6	5-4	4th, BE 6	#10
1997-98	13-5	6-3	7-2	2nd, BE 6	#3
1998-99	14-4	7-2	7-2	3rd	#3
1999-00	12-4	8-0	4-4	3rd	#3
2000-01	8-8	6-2	2-6	3rd (tie), East	#3 East
2001-02	9-7	7-1	2-5	3rd, East	#3 East
2002-03	7-9	3-5	4-4	5th, East	#5 East
2003-04	1-15	1-7	0-8	14th	DNQ
2004-05	3-13	3-5	0-8	11th	N/A
2005-06	5-11	3-5	2-6	13th (tie)	DNQ
2006-07	7-9	6-2	1-7	11th	#11
2007-08	5-13	3-6	2-7	14th	DNQ
2008-09	6-12	5-4	1-8	13th	#13
2009-10	6-12	3-6	3-6	13th	#13
2010-11	12-6	7-2	5-4	3rd (tie)	#5
2011-12	6-12	4-5	2-7	11th (tie)	#12
2012-13	8-10	5-4	3-6	11th	#11
2013-14	10-8	6-3	4-5	T3rd	#5
2014-15	10-8	7-2	3-6	5th	#5
2015-16	1-17	1-8	0-9	10th	#10
2016-17	7-11	5-4	2-7	8th	#8

2016-17 RESULTS (14-19, 7-11 BIG EAST)

HOME 9-6/AWAY 4-8/NEUTRAL 1-5)

			Attendance	High Scorer/Rebounder
NOVEMBER				
11	Bethune-Cookman ^{CA}	W, 100-53	4,371	Mussini 20/Two with 4
14	Binghamton ^{CA}	W, 77-61	4,969	Lovett 23/Ponds 10
<i>Gavitt Tipoff Games</i>				
18	at Minnesota	L, 92-86	8,873	Lovett 31/Ahmed 10
<i>Battle 4 Atlantis, Bahamas</i>				
23	vs. Michigan State	L, 73-62	2,344	Lovett 20/Two with 7
24	vs. VCU	L, 75-69	1,362	Ponds 18/Two with 7
25	vs. Old Dominion	L, 63-55	969	Lovett 16/Ponds 7
29	Delaware State ^{CA}	L, 79-72	4,109	Ahmed 19/Ponds 9
DECEMBER				
2	at Tulane	W, 95-75	2,563	Lovett 18/Ahmed 7
5	Cal State Northridge ^{CA}	W, 76-70	3,901	Ponds 25/Ahmed 8
8	Fordham ^{CA}	W, 90-62	4,474	Ponds 26/Alibegovic 8
11	vs. LIU Brooklyn ^{BC}	L, 74-73	7,514	Ponds 18/Williams 7
<i>MSG Holiday Festival</i>				
18	Penn State ^{MSG}	L, 92-76	8,200	Ellison 22/Owens 11
21	at Syracuse	W, 93-60	18,363	Ponds 21/Yakwe 8
29	BUTLER ^{CA}	W, 76-73	5,602	Ponds 26/Ponds 7
JANUARY				
1	at DEPAUL	W, 79-73	5,152	Lovett 22/Williams 9
4	CREIGHTON ^{CA}	L, 85-72	4,928	Lovett 23/Ahmed 7
7	at XAVIER	L, 97-82	10,474	Lovett 32/Ponds 7
9	at GEORGETOWN	L, 83-55	5,158	Ponds 12/Owens 6
14	VILLANOVA ^{MSG}	L, 70-57	17,309	Ponds 13/Owens 7
16	DEPAUL ^{CA}	W, 78-68	5,602	Ellison 23/Owens 9
22	at SETON HALL	L, 86-73	9,801	Lovett 22/Ahmed 7
25	at PROVIDENCE	W, 91-86	10,314	Lovett 26/Ellison 6
29	XAVIER ^{MSG}	L, 82-77	8,723	Ponds 23/Owens 6
FEBRUARY				
1	MARQUETTE ^{MSG}	W, 86-72	14,201	Ahmed 23/Owens 11
4	at VILLANOVA ^{WF}	L, 92-79	18,562	Lovett 23/Ahmed 7
11	SETON HALL ^{MSG}	W, 78-70	9,027	Lovett 19/Owens 12
15	at BUTLER	L, 110-86	7,719	Mussini 20/Owens 6
21	at MARQUETTE	L, 93-71	13,370	Ahmed 21/Ponds 7
25	GEORGETOWN ^{MSG}	W, 86-80	11,277	Ponds 24/Two with 6
28	at CREIGHTON	L, 82-68	17,006	Ponds 16/Ahmed 7
MARCH				
4	PROVIDENCE ^{MSG}	L, 86-75	8,826	Ponds 29/Two with 7
8	vs. Georgetown (BET)	W, 74-73	14,830	Ponds 17/Ellison 8
9	vs. Villanova (BET)	L, 108-67	14,183	Two with 12/Two with 4

^{MSG} Madison Square Garden; ^{WF} Wells Fargo Center; ^{CA} Carnesecca Arena; ^{BC} Barclays Center (BET) BIG EAST Tournament

CAREER LEADERS

Points	Total-Avg.
Chris Mullin, 1981-85	2440-19.5
Malik Sealy, 1988-92	2402-18.9
D'Angelo Harrison, 2011-15	2178-17.4
Felipe Lopez, 1994-98	1927-16.9
Bob Zawoluk, 1949-52	1826-20.1
Zendon Hamilton, 1994-98	1810-15.9
George Johnson, 1974-78	1763-15.1
David Russell, 1979-83	1753-14.6
Glenn Williams, 1973-77	1727-14.9
Tony Jackson, 1958-61	1603-21.1

Rebounds	Total-Avg.
George Johnson, 1974-78	1240-10.6
Lloyd "Sonny" Dove, 1964-67	1036-12.5
Tony Jackson, 1958-61	991-13.0
Zendon Hamilton, 1994-98	949-8.3
LeRoy Ellis, 1959-62	927-12.2
Malik Sealy, 1988-92	880-6.9
Mel Davis, 1970-72	845-15.6
David Russell, 1979-83	832-6.9
Wayne McKoy, 1977-81	824-7.0
Charles Minlend, 1992-97	784-6.9

Assists	Total
Mark Jackson, 1983-87	738
Jason Buchanan, 1989-92	665
Eugene Lawrence, 2004-08	520
Frank Alagia, 1972-76	478
Chris Mullin, 1981-85	449
Malik Booth, 2007-11	370
Bernard Rencher, 1977-80	352
Mel Utley, 1972-75	345
Kevin Cluess, 1972-75	319
David Cain, 1989-92	312

Steals	Total
Malik Sealy, 1988-92	238
Jason Buchanan, 1988-92	220
Chris Mullin, 1981-85	213
Marcus Hatten, 2001-03	205
Sir'Dominic Pointer, 2011-15	200
Eugene Lawrence, 2005-08	196
D.J. Kennedy, 2008-11	183
Mark Jackson, 1983-87	174
Erick Barkley, 1998-00	167
D'Angelo Harrison, 2011-15	158

Blocked Shots	Total
Chris Obekpa, 2012-15	321
Robert Werdann, 1988-92	188
Sir'Dominic Pointer, 2011-15	173
Wayne McKoy, 1977-81	164
Bill Wennington, 1981-85	152
Kassoum Yakwe, 2015-	130
George Johnson, 1974-78	130
Walter Berry, 1984-86	121
Lamont Hamilton, 2003-07	118
Malik Sealy, 1988-92	114



Angel Delgado



QUICK FACTS

Location: South Orange, NJ
Enrollment: 10,300
Founded: 1856
Nickname: Pirates
Colors: Blue, Silver and Grey
Home Courts: Prudential Center (10,353)

COACHING STAFF

Head Coach
 Kevin Willard (Pittsburgh '97)
 Office Phone: (973) 761-9070

Associate Head Coach
 Shaheen Holloway (Seton Hall, '00)

Assistant Coaches
 Fred Hill (Montclair State '81)
 Grant Billmeier (Seton Hall '07)

ADMINISTRATION

Interim President
 Dr. Mary J. Meehan

Director of Athletics
 Patrick Lyons
 Athletics Phone: (973) 761-9492

Associate AD/Communications
 Thomas Chen
 Office Phone: (973) 761-9694
 Email: Thomas.Chen@shu.edu
 Cell Phone: (914) 843-7185

2017-18 SCHEDULE

NOVEMBER	
<i>NIT Season Tipoff</i>	
10	Fairleigh Dickinson (FS2) 6:30
12	Monmouth (FS1) 1:30
<i>Gavitt Tipoff Games</i>	
15	Indiana (FS1) 6:30
18	NJIT (FS2) 4:00
<i>NIT Season Tipoff, Brooklyn, N.Y.</i>	
23	vs. Rhode Island (ESPNU) 6:00
24	vs. Vanderbilt/Virginia TBD
<i>Under Armour Reunion</i>	
30	vs. Texas Tech (FS1) 6:30
DECEMBER	
3	at Louisville (ESPN2) 4:00
<i>Never Forget Tribute Classic</i>	
9	vs. VCU (FOX) 3:00
12	Saint Peter's WG (FS1) 7:00
16	at Rutgers (B10) Noon
20	Wagner (FS1) 7:00
23	Manhattan (FSN) Noon
28	CREIGHTON (FS1) 6:30
31	ST. JOHN'S (FS1) 12/5:00
JANUARY	
6	AT BUTLER (FS1) 2:30
9	AT MARQUETTE 9:00
13	GEORGETOWN (FS1) Noon
17	AT CREIGHTON (FS1) 8:30
20	XAVIER (FOX) 2:30
28	AT DEPAUL (CBSSN) 4:00
31	PROVIDENCE (FS1) 7:00
FEBRUARY	
4	AT VILLANOVA WF (FOX) Noon
7	MARQUETTE (FS1) 7:00
10	AT GEORGETOWN (CBSSN) 4:00
14	AT XAVIER (FS1) 9:00
18	DEPAUL (FS1) 1:00
21	AT PROVIDENCE (FS1/FSN) 6:30
24	AT ST. JOHN'S MSG (FOX) Noon
28	VILLANOVA (FS1) 8:30
MARCH	
3	BUTLER (TBD) TBD

MSG Madison Square Garden; WG Walsh Gymnasium; WF Wells Fargo Center; All times are Eastern.

PIRATES PREVIEW

The Big Picture

The Pirates made their second straight NCAA trip last March and put together their second consecutive 20-win season, finishing 21-12 overall and 10-8 tied for third place in the BIG EAST. The success should continue this season as Seton Hall is the only team in the nation to return three 1,000-point scorers (not including transfers), led by Angel Delgado, the national rebounding champion. In all, 90 percent of the team's scoring and rebounding returns.

Who's Back

Delgado, a rugged 6-10, 240-pound senior, led the country with his 13.1 rebounding average. The unanimous All-BIG EAST First Team pick was third on the team in scoring with a 15.2 mark. Guard Khadeen Carrington was the team's top scorer, averaging 17.1 points, sixth in the BIG EAST. Senior Desi Rodriguez, a 6-6 wing, averaged 15.7 points and 5.2 boards. Six-eight senior Ismael Sanogo, a defensive and rebounding specialist, averaged 3.0 points and 5.6 rebounds in 19 starts. Six-eight junior forward Michael Nzei also contributed in the frontcourt, averaging 4.3 points. Shooting guard Myles Powell enjoyed a strong freshman season by averaging 10.7 points off the bench. Reserve guard Eron Gordon also returns after playing in 18 games.

Who's Gone

Point guard Madison Jones is the only departing player who saw significant playing time. A steady floor leader, he averaged 5.8 points, 3.2 assists and ranked third in the BIG EAST in steals with a 1.8 average.

Storylines

Coach Kevin Willard has plenty of experienced and productive players who have enjoyed success in conference play, which includes winning the BIG EAST Tournament in 2016. Carrington may slide over to play more point guard this season. Powell could fill the other guard spot. Freshmen Myles Cale and Jordan Walker also will compete for playing time in the backcourt. The frontcourt already has plenty of depth, but 6-10 freshman Sandro Mamukelashvili and 7-2 junior college transfer Romaro Gill will try to catch Willard's eye. The Pirates will be aiming to make a third straight trip to the NCAAs, which will be the school's longest since a four-year run from 1991-94.

2016-17 STATISTICS

##	Player	GP	GS	Min	Avg	TOTAL			3-PTS			REBOUNDS			PF	FO	A	TO	Blk	Stl	Pts	Avg				
						FG	FGA	Pct	3FG	FGA	Pct	FT	FTA	Pct									Off	Def	Tot	Avg
00	CARRINGTON, Khadeen	33	32	1099	33.3	189	446	.424	63	165	.382	122	167	.731	19	83	102	3.1	62	4	97	75	10	38	563	17.1
	Conference-Only...	18	17	595	33.1	90	232	.388	28	94	.298	72	96	.750	14	48	62	3.4	37	3	66	39	5	23	280	15.6
20	RODRIGUEZ, Desi	33	33	1054	31.9	192	437	.439	50	141	.355	85	133	.639	43	128	171	5.2	83	0	58	69	14	27	519	15.7
	Conference-Only...	18	18	604	33.6	112	254	.441	43	102	.422	45	66	.682	22	59	81	4.5	42	0	33	39	9	9	312	17.3
31	DELGADO, Angel	33	33	1090	33.0	197	363	.543	0	0	.000	109	196	.556	166	265	431	13.1	83	2	73	99	11	21	503	15.2
	Conference-Only...	18	18	640	35.6	114	209	.545	0	0	.000	67	112	.598	95	158	253	14.1	38	0	41	55	5	14	295	16.4
13	POWELL, Myles	33	2	785	23.8	118	301	.392	68	205	.332	49	60	.817	19	55	74	2.2	67	0	29	32	6	30	353	10.7
	Conference-Only...	18	0	433	24.1	61	162	.377	34	119	.286	22	29	.759	13	27	40	2.2	40	0	16	18	3	16	178	9.9
30	JONES, Madison	33	31	973	29.5	69	168	.411	14	45	.311	41	60	.683	15	67	82	2.5	91	1	104	65	4	58	193	5.8
	Conference-Only...	18	18	562	31.2	34	93	.366	9	30	.300	13	23	.565	11	40	51	2.8	54	1	58	39	2	30	90	5.0
01	NZEI, Michael	33	14	595	18.0	54	82	.659	0	0	.000	35	59	.593	62	65	127	3.8	81	1	7	29	18	12	143	4.3
	Conference-Only...	18	9	311	17.3	23	34	.676	0	0	.000	16	23	.696	28	35	63	3.5	44	1	5	15	8	7	62	3.4
14	SANOGO, Ismael	28	19	624	22.3	32	73	.438	1	3	.333	19	38	.500	47	109	156	5.6	64	1	21	32	18	25	84	3.0
	Conference-Only...	15	9	331	22.1	18	40	.450	1	2	.500	6	16	.375	21	50	71	4.7	32	1	7	16	9	12	43	2.9
33	SINGH, Veer	9	0	84	9.3	3	15	.200	2	12	.167	4	5	.800	2	12	14	1.6	10	0	1	5	1	0	12	1.3
	Conference-Only...	0	0	0	0.0	0	0	.000	0	0	.000	0	0	.000	0	0	0	0.0	0	0	0	0	0	0	0	0.0
04	GORDON, Eron	18	0	73	4.1	10	26	.385	1	11	.091	2	2	1.000	5	10	15	0.8	13	0	6	5	0	3	23	1.3
	Conference-Only...	10	0	33	3.3	5	12	.417	1	6	.167	0	0	.000	2	5	7	0.7	7	0	3	3	0	1	11	1.1
23	CARTER, Myles	5	0	33	6.6	2	7	.286	0	0	.000	0	1	.000	2	5	7	1.4	5	0	0	3	0	1	4	0.8
	Conference-Only...	0	0	0	0.0	0	0	.000	0	0	.000	0	0	.000	0	0	0	0.0	0	0	0	0	0	0	0	0.0
02	THOMAS, Jevon	10	0	93	9.3	2	11	.182	1	3	.333	2	9	.222	1	9	10	1.0	17	0	8	13	0	11	7	0.7
	Conference-Only...	9	0	83	9.2	2	11	.182	1	3	.333	2	8	.250	1	7	8	0.9	16	0	7	11	0	10	7	0.8
21	SOFFER, Dalton	11	0	30	2.7	2	12	.167	2	12	.167	0	0	.000	0	2	20	2	2	0	0	1	0	1	6	0.5
	Conference-Only...	6	0	14	2.3	2	6	.333	2	6	.333	0	0	.000	0	1	1	0.2	2	0	0	0	0	0	6	1.0
25	ANTHONY, Rashed	29	0	128	4.4	2	6	.333	0	0	.000	3	3	1.000	9	9	18	0.6	35	2	0	4	1	1	7	0.2
	Conference-Only...	17	0	59	3.5	1	3	.333	0	0	.000	0	0	.000	4	5	9	0.5	14	1	0	1	0	0	2	0.1
22	DOWDYJR., Michael	6	1	9	1.5	0	0	.000	0	0	.000	0	0	.000	0	1	1	0.2	0	0	0	0	0	0	0	0.0
	Conference-Only...	4	1	6	1.5	0	0	.000	0	0	.000	0	0	.000	0	0	0	0.0	0	0	0	0	0	0	0	0.0
35	ANDERSON, Manny	4	0	5	1.3	0	0	.000	0	0	.000	0	0	.000	0	0	0	0.0	0	0	0	0	0	0	0	0.0
	Conference-Only...	3	0	4	1.3	0	0	.000	0	0	.000	0	0	.000	0	0	0	0.0	0	0	0	0	0	0	0	0.0
	TEAM.....														49	53	102	3.1	0			17			0	
	Conference-Only...														25	26	51	2.8	0			9			0	
	Total.....	33				872	1947	.448	202	597	.338	471	733	.643	439	873	1312	39.8	613	11	404	449	83	228	2417	73.2
	Conference-Only...	18				462	1056	.438	119	362	.329	243	373	.651	236	461	697	38.7	326	7	236	245	41	122	1286	71.4
	Opponents.....	33				811	1873	.433	214	628	.341	487	677	.719	297	788	1085	32.9	642	-	399	402	113	231	2323	70.4
	Conference-Only...	18				462	1019	.453	121	336	.360	255	351	.726	151	432	583	32.4	334	8	238	204	64	131	1300	72.2

2017-18 ROSTER

No.	Name	Pos.	Ht.	Wt.	Yr.	Hometown/Previous School
22	Myles Cale	G	6-5	190	Fr.	Middletown, Del. / Appoquinimink
0	Khadeen Carrington	G	6-4	195	Sr.	Brooklyn, N.Y. / Bishop Loughlin
31	Angel Delgado	C	6-10	240	Sr.	Bajos De Haina, Dominican Republic / Patrick School
35	Romaro Gill	C	7-0	235	Jr.	St. Thomas, Jamaica / Vincennes University
4	Eron Gordon	G	6-3	190	So.	Indianapolis, Ind. / North Central
23	Sandro Mamukelashvili	F	6-10	230	Fr.	Tbilisi, Ga. / Montverde Acad.
1	Michael Nzei	F	6-8	205	Jr.	Makurdi, Nigeria / Our Savior New American
13	Myles Powell	G	6-2	205	So.	Trenton, N.J. / Trenton Catholic
20	Desi Rodriguez	G/F	6-6	215	Sr.	Bronx, N.Y. / Abraham Lincoln
14	Ismael Sanogo	F	6-8	215	Sr.	Newark, N.J. / East Side High School
2	Jordan Walker	G	6-0	160	Fr.	Port Washington, N.Y. / Patrick School

2017-18 NEWCOMERS

Myles Cale, G, Fr., 6-5, 190, Middletown, Del. / Appoquinimink

- Was a three-time all-state selection at Appoquinimink, rated a consensus four-star recruit.

Romaro Gill, C, Jr., 7-0, 235, St. Thomas, Jamaica / Vincennes JC (Ind.)

- Led Vincennes to a 32-3 record and a No. 7 overall seed in the NJCAA Tournament.

Sandro Mamukelashvili, F, Fr., 6-10, 230, Tbilisi, Georgia/Montverde Academy (Fla.)

- Helped Montverde to runner-up finish at Dicks H.S. National Tournament and a No. 7 ranking in the final USA Today Super 25 poll.

Jordan Walker, G, 6-0, 160, Port Washington, N.Y. / The Patrick School (N.J.)

- Led The Patrick School to a No. 12 national ranking in the USA Today poll.



HEAD COACH KEVIN WILLARD

Hired at Seton Hall: March 29, 2010

Coaching File: Head coach, Iona, 2007-10; Associate head coach and assistant coach, Louisville, 2001-2007; Coaching associate, Boston Celtics, 1997-2001.

Highlights: 2017 NCAA; 2016 NCAA; 2016 BIG EAST Coach of the Year with Villanova's Jay Wright; 2012 NIT (second round); 2010 MAAC Coach of the Year; Louisville posted a record of 142-58 during his six seasons as an assistant and made the 2005 Final Four.

Playing File: Played three years at Pittsburgh after competing as a freshman at Western Kentucky. He played for his father, head coach Ralph Willard, at both schools. At Pitt, he played 75 career games and earned BIG EAST All-Academic honors.

Education: B.A., University of Pittsburgh, 1997.

Personal: Birthdate: 4-6-75. He and his wife, Julie, have two sons, Colin and Chase.

WILLARD'S RECORD

Career Record (10 years).....173-151 (.534)
Seton Hall Record (seven years).....128-102 (.557)
Iona Record (three years).....45-49 (.479)

BIG EAST Regular Season Record (seven years).....52-74 (.413)
BIG EAST Tournament Record (seven years).....8-6 (.571)
BIG EAST Overall Record (seven years).....60-80 (.429)

NCAA Record (two appearances).....0-2 (.000)
NIT Record (one appearance).....1-1 (.500)

YEAR-BY-YEAR

		Overall	Conference	Conf. Tourn.	Postseason
2007-08	Iona	12-20	8-10/7th	0-1	
2008-09	Iona	12-19	7-11/7th	0-1	
2009-10	Iona	21-10	12-6/3rd	0-1	
2010-11	Seton Hall	13-18	7-11/12th	0-1	
2011-12	Seton Hall	21-13	8-10/7th	1-1	1-1 NIT
2012-13	Seton Hall	15-18	3-15/12th	1-1	
2013-14	Seton Hall	17-17	6-12/8th	2-1	
2014-15	Seton Hall	16-15	6-12/7th	0-1	
2015-16	Seton Hall	25-9	12-6/3rd	3-0/1st	0-1 NCAA
2016-17	Seton Hall	21-12	10-8/3rd	1-1	0-1 NCAA

BIG EAST CHAMPIONSHIP RESULTS (1980-2017)

vs.	Won	Lost	vs.	Won	Lost
Boston College	1	4	Pittsburgh	1	1
Butler	1	0	Providence	5	3
Connecticut	2	5	Rutgers	0	2
Creighton	1	1	St. John's	1	2
Georgetown	4	4	USF	2	0
Louisville	0	1	Syracuse	2	5
Marquette	1	1	Villanova	3	3
Miami	2	0	West Virginia	1	1
Notre Dame	1	1	Xavier	1	0
			Total	29	34

REGULAR SEASON GAMES

Home Record: 163-152

Best Home Record: 9-0 in 1992-93

Worst Home Record: 1-7 in 1984-85 and 1982-83

Most Consecutive Home Wins: 15 over 1991-92/92-93 seasons

Most Consecutive Home Losses: 7 in 1984-85

Road Record: 90-225

Best Road Record: 6-3 in 2015-16

Worst Road Record: 0-8 in 1984-85, 1983-84, 1982-83 and 2006-07

Most Consecutive Road Wins: 4 in 1992-93

Most Consecutive Road Losses: 40 from 1980-81 to 1985-86 seasons

Longest Winning Streak: 8 games over 1991-92/92-93 seasons and 2002-03

Longest Losing Streak: 16 games over 1981-82/82-83 seasons

Longest Losing Streak (single season): 15 games in 1984-85

BIG EAST REGULAR SEASON RESULTS

Year	Won-Lost	Home	Away	Finish	Championship Seed
1979-80	1-5	1-2	0-3	6th	#6
1980-81	4-10	3-4	1-6	7th	#7
1981-82	2-12	2-5	0-7	7th (tie)	#8
1982-83	1-15	1-7	0-8	9th	#9
1983-84	2-14	2-6	0-8	9th	#9
1984-85	1-15	1-7	0-8	9th	#9
1985-86	3-13	2-6	1-7	8th (tie)	#9
1986-87	4-12	2-6	2-6	7th	#7
1987-88	8-8	5-3	3-5	5th (tie)	#6
1988-89	11-5	6-2	5-3	2nd	#2
1989-90	5-11	3-5	2-6	7th (tie)	#7
1990-91	9-7	7-1	2-6	3rd (tie)	#4
1991-92	12-6	7-2	5-4	1st (tie)	#1
1992-93	14-4	9-0	5-4	1st	#1
1993-94	8-10	5-4	3-6	7th	#7
1994-95	7-11	4-5	3-6	6th (tie)	#7
1995-96	7-11	6-3	1-8	5th, BE 7	#9
1996-97	5-13	3-6	2-7	6th, BE 6 (tie)	#13
1997-98	9-9	5-4	4-5	3rd, BE 7	#6
1998-99	8-10	6-3	2-7	8th (tie)	#8
1999-00	10-6	5-3	5-3	4th (tie)	#5
2000-01	5-11	4-4	1-7	6th, West	#6 West
2001-02	5-11	3-5	2-6	6th, West	#6 West
2002-03	10-6	7-1	3-5	3rd (tie), West	#3 West
2003-04	10-6	6-2	4-4	5th (tie)	#6
2004-05	4-12	3-5	1-7	9th (tie)	#10
2005-06	9-7	5-3	4-4	7th	#7
2006-07	4-12	4-4	0-8	13th	DNQ
2007-08	7-11	4-5	3-6	11th	#11
2008-09	7-11	4-5	3-6	11th (tie)	#11
2009-10	9-9	6-3	3-6	9th (tie)	#10
2010-11	7-11	4-5	3-6	12th	#12
2011-12	8-10	6-3	2-7	9th (tie)	#10
2012-13	3-15	2-7	1-8	12th (tie)	#12
2013-14	6-12	3-6	3-6	8th	#8
2014-15	6-12	4-5	2-7	7th (tie)	#8
2015-16	12-6	6-3	6-3	3rd	#3
2016-17	10-8	7-2	3-6	3rd (tie)	#5

2016-17 RESULTS (21-12, 10-8 BIG EAST)

(HOME 12-2/AWAY 4-6/NEUTRAL 5-4)

			Attendance	High Scorer/Rebounder
NOVEMBER				
11	Fairleigh Dickinson ^{WG}	W, 91-70	1,856	Carrington 27/Delgado 14
13	Central Connecticut	W, 82-58	6,354	Carrington 18/Delgado 16
<i>Gavitt Tipoff Games</i>				
17	at Iowa	W, 91-83	10,391	Powell 26/Delgado 11
<i>Advocare Invitational, Orlando, Fla.</i>				
24	vs. Florida	L, 81-76	1,949	Carrington 28/Two with 9
25	vs. Quinnipiac	W, 90-79	2,941	Rodriguez 23/Nzei 12
27	vs. Stanford	L, 66-52	1,216	Carrington 20/Delgado 9
DECEMBER				
1	Columbia	W, 95-71	6,463	Powell 21/Delgado 11
<i>Pearl Harbor Invitational, Honolulu, Hawaii</i>				
6	vs. Hawaii	W, 68-57	4,024	Carrington 19/Delgado 14
7	vs. California	W, 60-57	4,024	Delgado 16/Delgado 12
<i>Under Armour Reunion, Madison Square Garden</i>				
12	vs. South Carolina	W, 67-64	7,558	Carrington 21/Two with 12
17	Delaware	W, 81-68	7,662	Delgado 22/Delgado 15
23	Rutgers	W, 72-61	10,481	Carrington 20/Two with 12
28	at CREIGHTON	L, 89-75	18,084	Carrington 27/Delgado 10
JANUARY				
1	MARQUETTE	W, 69-66	7,894	Delgado 18/Delgado 12
7	DEPAUL	W, 87-56	7,797	Rodriguez 25/Delgado 12
11	at MARQUETTE	L, 89-86 ot	12,388	Rodriguez 30/Delgado 19
14	at PROVIDENCE	L, 65-61	9,253	Rodriguez 20/Delgado 16
16	at VILLANOVA	L, 76-46	6,500	Rodriguez 15/Nzei 7
22	ST. JOHN'S	W, 86-73	9,801	Delgado 21/Delgado 20
25	BUTLER	L, 61-54	7,009	Three With 12/Delgado 22
FEBRUARY				
1	at XAVIER	L, 72-70	10,087	Powell 26/Delgado 13
4	at GEORGETOWN	W, 68-66 ot	10,142	Delgado 26/Delgado 17
8	PROVIDENCE	W, 72-70 ot	7,024	Carrington 21/Delgado 15
11	at ST. JOHN'S ^{MSG}	L, 78-70	9,027	Rodriguez 17/Nzei 12
15	CREIGHTON	W, 87-81	6,637	Carrington 41/Delgado 17
18	VILLANOVA	L, 92-70	16,733	Carrington 22/Delgado 12
22	XAVIER	W, 71-64	7,139	Delgado 25/Delgado 13
25	at DEPAUL	W, 82-79	5,144	Rodriguez 19/Delgado 10
28	GEORGETOWN	W, 62-59	8,500	Rodriguez 27/Delgado 13
MARCH				
4	at BUTLER	W, 70-64	9,100	Rodriguez 21/Delgado 16
9	vs. Marquette (BET)	W, 82-76	17,324	Carrington 19/Delgado 16
10	vs. Villanova (BET)	L, 55-53	19,812	Rodriguez 14/Two with 8
17	vs. Arkansas (NCAA)	L, 77-71	14,179	Carrington 22/Delgado 13

^{WG} Walsh Gymnasium; ^{MSG} Madison Square Garden
(BET) BIG EAST Tournament

CAREER LEADERS

Points	Total-Avg.
Terry Dehere, 1989-93	2494-19.5
Nick Werkman, 1961-64	2273-32.0
Jeremy Hazell, 2007-11	2146-18.8
Greg Tynes, 1974-78	2059-18.7
Dan Callandrillo, 1978-82	1985-18.4
Andre McCloud, 1982-86	1976-16.9
Mark Bryant, 1984-88	1906-16.2
Andre Barrett, 2000-04	1861-15.3
Walter Dukes, 1950-53	1789-19.9
Ken House, 1969-72	1670-21.7

Rebounds	Total-Avg.
Walter Dukes, 1950-53	1697-18.9
Glenn Mosley, 1973-77	1263-15.2
Ken House, 1969-72	1149-14.9
Angel Delgado, 2014-	1053-10.7
Nick Werkman, 1961-64	1036-14.6
Herb Pope, 2009-12	922-9.7
Mark Bryant, 1984-88	912-7.7
Richie Dec, 1962-65	830-11.4
Adrian Griffin, 1992-96	803-6.3
Kelly Whitney, 2002-06	763-6.8

Assists	Total
Shaheen Holloway, 1996-00	681
Andre Barrett, 2000-04	662
Eugene Harvey, 2006-10	576
Jordan Theodore, 2008-12	541
Gerald Greene, 1985-89	528
John Morton, 1985-89	452
Richie Regan, 1950-53	443
Sonny Sunkett, 1961-64	439
Danny Hurley, 1991-96	437
Nick Galis, 1975-79	410

Steals	Total
Fuquan Edwin, 2010-14	295
Dan Callandrillo, 1978-82	260
Paul Gause, 2005-09	256
Shaheen Holloway, 1996-00	231
John Morton, 1985-89	207
Adrian Griffin, 1992-96	207
Eugene Harvey, 2006-10	203
Levell Sanders, 1994-98	202
Jeremy Hazell, 2007-11	191
Jordan Theodore, 2008-12	180
<i>(records first tabulated in 1976-77)</i>	

Blocked Shots	Total
Samuel Dalembert, 1999-01	167
Howard McNeil, 1978-82	156
Herb Pope, 2009-12	153
John Garcia, 2006-10	149
Ramon Ramos, 1985-89	146
Eddie Griffin, 2000-01	133
Glenn Mosley, 1973-77	125
Anthony Avent, 1988-91	121
Arturas Karnisovas, 1990-94	121
Luther Wright, 1991-93	118
<i>(records first tabulated in 1976-77)</i>	



Mikal Bridges



QUICK FACTS

Location: Villanova, PA
Enrollment: 6,584
Founded: 1842
Nickname: Wildcats
Colors: Blue and White
Home Court: The Pavilion (6,500)
 Wells Fargo Center (21,000)

COACHING STAFF

Head Coach
 Jay Wright (Bucknell '83)
 Office Phone: (610) 519-4140

Assistant Coaches
 Ashley Howard (Drexel '03)
 Kyle Neptune (Lehigh '07)
 George Halcovage (Babson '08)

ADMINISTRATION

President
 Rev. Peter Donohue, O.S.A.

Director of Athletics
 Mark Jackson
 Athletics Phone: (610) 519-4110

Director of Athletic Communications
 Mike Sheridan
 Office Phone: (610) 519-4145
 Cell Phone: (610) 999-7558
 Email: michael.sheridan@villanova.edu

2017-18 SCHEDULE

NOVEMBER

10	Columbia (FS2)	8:30
14	Nicholls State (FS1)	6:30
17	vs. Lafayette (FS2)	8:00
<i>Battle 4 Atlantis, Paradise Island, Bahamas</i>		
22	vs. Western Kentucky (TBD)	2:30
23	vs. Purdue/Tennessee (TBD)	TBD
24	vs. TBD	TBD
29	Penn (FS1/FS2)	7:00

DECEMBER

2	at St. Joseph's (ESPN2)	5:30
<i>Jimmy V Classic, New York, N.Y.</i>		
5	vs. Gonzaga ^{MSG} (ESPN)	7:00
10	La Salle (FS1)	1:00
13	at Temple (ESPN2)	7:00
22	vs. Hofstra (FS1)	8:30
27	AT DEPAUL (CBSSN)	7:30
30	AT BUTLER (CBS)	4:00

JANUARY

6	MARQUETTE (FS1)	8:00
10	XAVIER (FS1)	8:00
13	AT ST. JOHN'S ^{MSG} (TBD)	8:00
17	AT GEORGETOWN (FS1)	6:30
20	at Connecticut (CBS)	Noon
23	PROVIDENCE (FS1)	6:30
28	AT MARQUETTE (FOX)	1:00

FEBRUARY

1	CREIGHTON (FS1)	6:30
4	SETON HALL (FOX)	Noon
7	ST. JOHN'S (CBSSN)	7:00
10	BUTLER (FOX)	Noon
14	AT PROVIDENCE (FS1)	7:00
17	AT XAVIER (FOX)	4:30
21	DEPAUL (FS1)	8:30
24	AT CREIGHTON (FOX)	2:30
28	AT SETON HALL (FS1)	8:30

MARCH

3	GEORGETOWN (FOX)	TBD
---	------------------	-----

^{MSG} Madison Square Garden; All Home Games Played at Wells Fargo Center; All times are Eastern.

WILDCATS PREVIEW

The Big Picture

The Wildcats are coming off a 32-4 record, a fourth-straight BIG EAST regular-season title, and a BIG EAST Tournament crown. They have made three consecutive appearances in the BIG EAST Tournament final and have won twice. For 2017-18, coach Jay Wright has to replace Josh Hart, the 2016-17 BIG EAST Player of the Year and two-time Dave Gavitt Trophy winner as the BIG EAST tourney MOP, along with starters Kris Jenkins and Darryl Reynolds. The losses are significant, but no one seems to be predicting a big dropoff. Villanova has two starters, a few top-notch reserves and another highly regarded recruiting class back to keep the Wildcat express on the tracks.

Who's Back

Jalen Brunson is back at point guard. A unanimous All-BIG EAST First Team pick, he averaged 14.7 points and dished 4.1 assists, which ranked second in the BIG EAST. His assist/turnover ratio of +2.0 ranked third in the league. Forward Mikal Bridges, an athletic 6-7 junior, averaged 9.8 points and 4.6 rebounds. Guard Donte DiVincenzo was used in a sixth-man role, but played starter's minutes down the stretch. He made the BIG EAST All-Freshman Team after averaging 8.8 points and 3.8 boards. Six-seven forward Eric Paschall averaged 7.2 points and 3.8 rebounds off the bench. Sophomore forward Dylan Painter played in 23 games. The Wildcats are anxious to welcome back guard Phil Booth, who played only three games due to knee problems.

Who's Gone

Hart finished his career as one of the great players in Villanova history. In addition to his BIG EAST honors, he was a consensus first team All-American last season and won the Senior CLASS Award. In BIG EAST games, he won the league scoring title with an 18.2 average, was fourth in rebounding at 6.5 and fifth in steals at 1.7. Kris Jenkins, who won the 2016 NCAA title with his memorable 3-pointer at the buzzer, averaged 13.1 points and 4.1 rebounds. Forward Darryl Reynolds averaged 4.5 points and 5.4 boards. This class won a school-record 129 games.

Storylines

The Wildcats appear headed toward another outstanding season, though there should be some room for newcomers to contribute. Booth is not a newcomer, but his return from knee ailments would be extremely beneficial. Booth is a savvy defender who also scored a team-high 20 points in the 2016 national championship game win against North Carolina. Freshman forward Omari Spellman missed last season due to an NCAA ruling, but he practiced with the team. Spellman was a consensus top 20 recruit out of high school. Freshman Jermaine Samuels may contribute on the wing behind Bridges. Six-eight Dhamir Cosby-Roundtree will push for some frontcourt duty. Guard Collin Gillespie may play behind Booth.

2016-17 STATISTICS

##	Player	GP	GS	Min	Avg	TOTAL			3-PTS			REBOUNDS			PF	FO	A	TO	Blk	Stl	Pts	Avg				
						FG	FGA	Pct	3FG	FGA	Pct	FT	FTA	Pct									Off	Def	Tot	Avg
03	HART, Josh	36	35	1194	33.2	236	463	.510	74	183	.404	127	170	.747	51	179	230	6.4	81	0	106	71	10	56	673	18.7
	Conference-Only...	18	18	598	33.2	119	245	.486	37	97	.381	52	74	.703	29	88	117	6.5	41	0	52	40	5	31	327	18.2
01	BRUNSON, Jalen	36	36	1119	31.1	183	338	.541	42	111	.378	120	137	.876	17	76	93	2.6	59	0	148	74	0	32	528	14.7
	Conference-Only...	18	18	582	32.3	99	177	.559	21	57	.368	71	82	.866	9	48	57	3.2	34	0	82	47	0	18	290	16.1
02	JENKINS, Kris	36	34	1118	31.1	142	370	.384	86	239	.360	100	116	.862	13	136	149	4.1	69	0	73	52	10	40	470	13.1
	Conference-Only...	18	17	565	31.4	71	177	.401	45	125	.360	66	76	.868	7	67	74	4.1	40	0	35	27	3	22	253	14.1
25	BRIDGES, Mikal	36	33	1073	29.8	128	233	.549	44	112	.393	51	56	.911	41	123	164	4.6	82	0	71	46	32	60	351	9.8
	Conference-Only...	18	18	562	31.2	65	124	.524	24	62	.387	31	33	.939	20	64	84	4.7	48	0	30	30	20	36	185	10.3
10	DIVINCENZO, Donte	36	1	919	25.5	109	234	.466	42	115	.365	58	83	.699	37	100	137	3.8	58	1	61	52	10	33	318	8.8
	Conference-Only...	18	0	496	27.6	52	118	.441	14	54	.259	31	40	.775	16	39	55	3.1	30	1	35	29	4	14	149	8.3
04	PASCHALL, Eric	36	8	781	21.7	100	195	.513	19	68	.279	41	59	.695	49	86	135	3.8	91	1	22	43	18	19	260	7.2
	Conference-Only...	18	7	407	22.6	47	89	.528	6	28	.214	10	16	.625	26	35	61	3.4	48	0	11	17	11	9	110	6.1
05	BOOTH, Phil	3	3	72	24.0	5	19	.263	3	10	.300	4	4	1.000	1	4	5	1.7	3	0	6	6	0	1	17	5.7
	Conference-Only...	0	0	0	0.0	0	0	.000	0	0	.000	0	0	.000	0	0	0	0.0	0	0	0	0	0	0	0	0.0
45	REYNOLDS, Darryl	31	30	738	23.8	55	80	.688	0	0	.000	29	43	.674	63	105	168	5.4	53	1	18	35	29	16	139	4.5
	Conference-Only...	13	12	305	23.5	23	33	.697	0	0	.000	8	15	.533	31	45	76	5.8	26	0	8	15	12	6	54	4.2
42	PAINTER, Dylan	23	0	127	5.5	6	14	.429	0	3	.000	8	12	.667	7	24	31	1.3	13	0	0	5	0	1	20	0.9
	Conference-Only...	10	0	67	6.7	2	6	.333	0	1	.000	1	2	.500	4	9	13	1.3	8	0	0	3	0	0	5	0.5
34	DELANEY, Tim	7	0	26	3.7	1	2	.500	1	2	.500	0	0	.000	0	2	2	0.3	4	0	0	2	0	0	3	0.4
	Conference-Only...	3	0	8	2.7	0	0	.000	0	0	.000	0	0	.000	0	0	0	0.0	2	0	0	1	0	0	0	0.0
35	KENNEDY, Matt	7	0	13	1.9	0	0	.000	0	0	.000	0	0	.000	1	0	1	0.1	0	0	0	0	0	0	0	0.0
	Conference-Only...	2	0	6	3.0	0	0	.000	0	0	.000	0	0	.000	0	0	0	0.0	0	0	0	0	0	0	0	0.0
40	GRACE, Denny	7	0	9	1.3	0	0	.000	0	0	.000	0	0	.000	0	2	2	0.3	2	0	0	1	0	0	0	0.0
	Conference-Only...	2	0	2	1.0	0	0	.000	0	0	.000	0	0	.000	0	0	0	0.0	0	0	0	0	0	0	0	0.0
24	LEIBIG, Tom	7	0	11	1.6	0	0	.000	0	0	.000	0	1	.000	0	3	3	0.4	0	0	0	0	0	1	0	0.0
	Conference-Only...	2	0	2	1.0	0	0	.000	0	0	.000	0	0	.000	0	1	1	0.5	0	0	0	0	0	0	0	0.0
	TEAM.....														36	51	87	2.4	1		15				0	
	Conference-Only...														15	31	46	2.6	1		5				0	
	Total.....	36				965	1948	.495	311	843	.369	538	681	.790	316	891	1207	33.5	516	3	505	402	109	259	2779	77.2
	Conference-Only...	18				478	969	.493	147	424	.347	270	338	.799	157	427	584	32.4	278	1	253	214	55	136	1373	76.3
	Opponents.....	36				846	2018	.419	251	807	.311	313	445	.703	343	730	1073	29.8	658	-	482	475	73	184	2256	62.7
	Conference-Only...	18				418	1007	.415	137	421	.325	189	258	.733	184	362	546	30.3	332	8	250	240	37	99	1162	64.6

2017-18 ROSTER

No.	Name	Pos.	Ht.	Wt.	Yr.	Hometown/Previous School
5	Phil Booth	G	6-3	195	Jr.	Baltimore, Md. / Mt. St. Joseph
25	Mikal Bridges	F/G	6-7	210	Jr.	Malvern, Pa. / Great Valley
1	Jalen Brunson	G	6-2	190	Jr.	Lincolnshire, Ill. / Adlai Stevenson
21	Dhamir Cosby-Roundtree	F	6-8	195	Fr.	Philadelphia, Pa. / Neum. Goretto
34	Tim Delaney	F	6-8	235	So.	Mullica Hill, N.J. / Blair Academy
10	Donte Di Vincenzo	G	6-5	205	So.	Wilmington, Del. / Salesianum
2	Collin Gillespie	G	6-2	185	Fr.	Warminster, Pa. / Arch. Wood
40	Denny Grace	G	5-11	175	Sr.	Catonsville, Md. / Calvert Hall
35	Matt Kennedy	G	6-2	175	Sr.	Fairfax, Va. / Flint Hill
24	Tom Leibig	G	6-4	195	Sr.	Havertown, Pa. / Haverford
42	Dylan Painter	F	6-10	240	So.	Hershey, Pa. / Hershey
4	Eric Paschall	F/G	6-7	250	Jr.	Dobbs Ferry, N.Y. / Fordham University
23	Jermaine Samuels	F	6-6	190	Fr.	Weston, Mass. / Rivers School
14	Omari Spellman	F	6-8	255	Fr.	North Royalton, Ohio / St. Thomas More

2017-18 NEWCOMERS

Dhamir-Cosby Roundtree, F, Fr., 6-9, Philadelphia, Pa./Neumann-Goretto

- Averaged 15.9 points, 11.5 rebounds and 3.5 blocks as a senior.
- Led Neumann-Goretto to a 24-7 record and an appearance in Phila. Catholic League final.

Collin Gillespie, G, Fr., 6-2, Warminster, Pa/Archbishop Wood

- Led Archbishop Wood to the Phila. Catholic League title and PIAA state championship.
- Averaged 24.1 points and was named Philadelphia Daily News Player of the Year.

Jermaine Samuels, F, 6-6, Weston, Mass./Rivers School

- Led Rivers School to a 20-6 record as a senior.
- Ranked among the nation's top small forwards by ESPN, Scout and Rivals.

Omari Spellman, F, R-Fr., 6-9, 260, North Royalton, Ohio/St. Thomas More (Conn.)

- Was ruled an academic redshirt by the NCAA and did not play in 2016-17.
- Was considered a consensus top-25 recruit nationally in 2016.



HEAD COACH JAY WRIGHT

Hired at Villanova: March 27, 2001

Coaching File: Head coach, Hofstra (1994-01); Assistant coach, UNLV (1992-94); Assistant coach, Villanova (1987-92); Assistant coach, Drexel (1986-87); Assistant coach, Rochester (1984-86).

Highlights: 2016 NCAA national champion; Naismith Coach of the Year; Shared BIG EAST Coach of the Year with Seton Hall's Kevin Willard; Has won BIG EAST Coach of the Year honors in 2016, '15, '14, '09, '06; 2017 NCAA Second Round;

2015 NCAA Third Round; 2014 NCAA Third Round; 2013 NCAA; 2011 NCAA; 2010 NCAA Second Round; 2009 NCAA Final Four; 2008 NCAA Sweet 16; 2007 NCAA; Was head coach of USA Basketball team in the 2007 Pan American Games in Brazil. 2006 NCAA Elite Eight; 2005 NCAA Sweet 16; Was the head coach of the USA-B squad that won the gold medal at the World University Games in Turkey; 2004 NIT quarterfinals; 2003 NIT; 2002 NIT quarterfinals; 2001 NCAA; 2000 NCAA; America East Coach of the Year in 2000 and '99 at Hofstra. 1999 NIT.

Playing file: A four-year letterman at Bucknell.

Education: B.S., Bucknell, 1983. Majored in economics and sociology.

Personal: Born 12-24-61. He and his wife Patty have three children: sons Taylor and Collin, and daughter Reilly.

WRIGHT'S RECORD

Career Record (23 years).....508-246 (.674)
Villanova Record (16 years).....386-161 (.706)
Hofstra Record (seven years)122-85 (.589)

BIG EAST Regular Season Record (16 years)177-99 (.641)
BIG EAST Tournament Record (16 years)18-14 (.563)
BIG EAST Overall Record (16 years).....195-113 (.633)

NCAA Record (14 appearances).....21-13 (.618)
NIT Record (four appearances).....4-4 (.500)

YEAR-BY-YEAR

	Overall	Conference	Conf. Tourn.	Postseason	
1994-95	Hofstra	10-18	5-11/9th	1-1	—
1995-96	Hofstra	8-19	5-12/T7th	0-1	—
1996-97	Hofstra	12-15	9-9/4th	0-1	—
1997-98	Hofstra	19-12	11-7/T3rd	1-1	—
1998-99	Hofstra	22-10	14-4/3rd	1-1	0-1 NIT
1999-00	Hofstra	24-7	16-2/1st	3-0/1st	0-1 NCAA
2000-01	Hofstra	26-5	16-2/1st	3-0/1st	0-1 NCAA
2001-02	Villanova	19-13	7-9/5th East	1-1	2-1 NIT
2002-03	Villanova	15-16	8-8/T3rd East	0-1	0-1 NIT
2003-04	Villanova	18-17	6-10/11th	2-1	2-1 NIT
2004-05	Villanova	24-8	11-5/T3rd	1-1	2-1 NCAA
2005-06	Villanova	28-5	14-2/T1st	1-1	3-1 NCAA
2006-07	Villanova	22-11	9-7/7th	1-1	0-1 NCAA
2007-08	Villanova	22-13	9-9/T8th	1-1	2-1 NCAA
2008-09	Villanova	30-8	13-5/4th	1-1	4-1 NCAA/Final 4
2009-10	Villanova	25-8	13-5/T2nd	0-1	1-1 NCAA
2010-11	Villanova	21-12	9-9/T9th	0-1	0-1 NCAA
2011-12	Villanova	13-19	5-13/T13th	1-1	—
2012-13	Villanova	20-14	10-8/T7th	1-1	0-1 NCAA

2013-14	Villanova	29-5	16-2/1st	0-1	1-1 NCAA
2014-15	Villanova	33-3	16-2/1st	3-0/1st	1-1 NCAA
2015-16	Villanova	35-5	16-2/1st	2-1	6-0 NCAA/Champ
2016-17	Villanova	32-4	15-3/1st	3-0/1st	1-1 NCAA

REGULAR SEASON GAMES

Home Record: 219-93

Best Home Record: 9-0 in 2014-15, 8-0 in 1982-83

Worst Home Record: 1-8 in 1992-93

Most Consecutive Home Wins: 18 over 2013-14, '14-15 and '15-16 seasons

Most Consecutive Home Losses: 6 over 1992-93/93-94 seasons

Road Record: 155-157

Best Road Record: 8-1 in 2013-14 and 2015-16

Worst Road Record: 1-7 in 1988-89

Most Consecutive Road Wins: 6 in 2005-06, 2013-14 and 2014-15

Most Consecutive Road Losses: 6 in 1986-87 and 2001-02

Longest Winning Streak: 12 games in 2014-15

Longest Losing Streak: 7 games in 1992-93

BIG EAST REGULAR SEASON RESULTS

Year	Won-Lost	Home	Away	Finish	Championship Seed
1980-81	8-6	5-2	3-4	3rd (3 tied)	#4
1981-82	11-3	6-1	5-2	1st	#1
1982-83	12-4	8-0	4-4	1st (3 tied)	#2
1983-84	12-4	6-2	6-2	2nd (tie)	#3
1984-85	9-7	6-2	3-5	3rd (tie)	#4
1985-86	10-6	6-2	4-4	4th	#4
1986-87	6-10	4-4	2-6	6th	#6
1987-88	9-7	6-2	3-5	3rd (tie)	#4
1988-89	7-9	6-2	1-7	5th (tie)	#5
1989-90	8-8	4-4	4-4	5th (tie)	#5
1990-91	7-9	4-4	3-5	7th (tie)	#8
1991-92	11-7	7-2	4-5	4th	#4
1992-93	3-15	1-8	2-7	10th	#10
1993-94	10-8	5-4	5-4	4th (tie)	#5
1994-95	14-4	8-1	6-3	2nd	#2
1995-96	14-4	8-1	6-3	2nd, BE 6	#3
1996-97	12-6	7-2	5-4	1st, BE 6	#1
1997-98	8-10	5-4	3-6	4th, BE 6	#7
1998-99	10-8	7-2	3-6	4th (tie)	#4
1999-00	8-8	6-2	2-6	6th (tie)	#6
2000-01	8-8	5-3	3-5	3rd (tie), East	#5 East
2001-02	7-9	5-3	2-6	5th, East	#5 East
2002-03	8-8	5-3	3-5	3rd (tie), East	#4 East
2003-04	6-10	3-5	3-5	11th	#11
2004-05	11-5	6-2	5-3	3rd (tie)	#4
2005-06	14-2	7-1	7-1	1st (tie)	#2
2006-07	9-7	5-3	4-4	7th (tie)	#9
2007-08	9-9	6-3	3-6	T-8th	#8
2008-09	13-5	7-2	6-3	4th	#4
2009-10	13-5	7-2	6-3	2nd (tie)	#4
2010-11	9-9	5-4	4-5	9th (tie)	#10
2011-12	5-13	3-6	2-7	13th (tie)	#14
2012-13	10-8	7-2	3-6	7th (tie)	#7
2013-14	16-2	8-1	8-1	1st	#1
2014-15	16-2	9-0	7-2	1st	#1
2015-16	16-2	8-1	8-1	1st	#1
2016-17	15-3	8-1	7-2	1st	#1

2016-17 RESULTS (32-4, 15-3 BIG EAST)

(HOME 14-1/AWAY 10-2/NEUTRAL 8-1)

			Attendance	High Scorer/Rebounder
NOVEMBER				
13	Lafayette	W, 88-48	6,500	Brunson 17/Bridges 8
<i>Gavitt Tipoff Games</i>				
14	at Purdue	W, 79-76	14,804	Hart 24/Reynolds 8
<i>Global Charleston Classic, Charleston, S.C.</i>				
17	vs. Western Michigan	W, 76-65	2,925	Paschall 17/Hart 8
18	vs. Wake Forest	W, 96-77	4,020	Hart 30/Bridges 7
20	vs. Central Florida	W, 67-57	4,325	Hart 15/Reynolds 6
23	College-Charleston	W, 63-47	6,500	Hart 13/Hart 11
29	at Pennsylvania	W, 82-57	7,787	Jenkins 22/Reynolds 8
DECEMBER				
3	St. Joseph's	W, 88-57	6,500	Jenkins 20/Hart 11
6	at La Salle ^{PAL}	W, 89-79	7,120	Brunson 26/Hart 8
<i>Never Forget Tribute Classic, Newark, N.J.</i>				
10	vs. Notre Dame	W, 74-66	16,165	Hart 37/Hart 11
13	Temple	W, 78-57	6,500	Hart 26/Three with 6
21	American	W, 90-48	6,500	Hart 20/Two with 7
28	DEPAUL	W, 68-65	6,500	Hart 25/Bridges 7
31	at CREIGHTON	W, 80-70	18,831	Brunson 27/Hart 10
JANUARY				
4	at BUTLER	L, 66-58	9,206	Brunson 23/Hart 8
7	MARQUETTE ^{WF}	W, 93-81	16,891	Jenkins 23/Two with 5
10	XAVIER	W, 79-54	6,500	Two with 20/Two with 6
14	at ST. JOHN'S ^{MSG}	W, 70-57	17,309	DiVincenzo 19/Reynolds 8
16	SETON HALL	W, 76-46	6,500	Jenkins 16/Reynolds 9
21	PROVIDENCE ^{WF}	W, 78-68	18,731	Hart 25/Reynolds 10
24	at MARQUETTE	L, 74-72	14,210	Bridges 20/Hart 8
29	VIRGINIA ^{WF}	W, 61-59	20,907	Two with 15/Three with 5
FEBRUARY				
1	at PROVIDENCE	W, 66-57	12,463	Brunson 21/Reynolds 9
4	ST. JOHN'S ^{WF}	W, 92-79	18,562	Hart 26/Hart 9
7	GEORGETOWN	W, 75-64	6,500	Hart 25/Two with 7
11	at XAVIER	W, 73-57	10,558	Two with 17/Hart 7
13	at DEPAUL	W, 75-62	6,963	Brunson 18/Jenkins 8
18	at SETON HALL	W, 92-70	16,733	Two with 22/Three with 4
22	BUTLER	L, 74-66	6,500	Brunson 24/Two with 6
25	CREIGHTON	W, 79-63	6,500	Paschall 19/Bridges 8
MARCH				
4	at GEORGETOWN	W, 81-55	15,143	Hart 21/Two with 7
9	vs. St. John's (BET)	W, 108-67	14,183	DiVincenzo 25/Two with 6
10	vs. Seton Hall (BET)	W, 55-53	19,812	Hart 19/Hart 10
11	vs. Creighton (BET)	W, 74-60	19,812	Hart 29/DiVincenzo 8
16	vs. Mount St. Mary's (NCAA)	W, 76-56	17,619	DiVincenzo 21/DiVincenzo 13
18	vs. Wisconsin (NCAA)	L, 65-62	19,261	Hart 19/Bridges 7

^{MSG} Madison Square Garden; ^{WF} Wells Fargo Center; ^{PAL} Palestra; (BET) BIG EAST Tournament

BIG EAST CHAMPIONSHIP RESULTS (1980-2017)

vs.	Won	Lost	Marquette	2	1	USF	0	2
Boston College	3	3	Pittsburgh	6	2	Syracuse	4	8
Connecticut	3	2	Providence	8	1	West Virginia	2	1
Creighton	1	0	Rutgers	2	0	Xavier	1	0
DePaul	1	0	St. John's	4	4	Total	38	34
Georgetown	1	5	Seton Hall	3	3			
Louisville	0	2						

CAREER LEADERS

Points	Total-Avg.
Kerry Kittles, 1992-96	2243-18.0
Scottie Reynolds, 2006-10	2222-16.0
Keith Herron, 1974-78	2170-18.5
Bob Schafer, 1951-55	2094-18.9
Doug West, 1985-89	2037-14.8
Howard Porter, 1968-71	2026-22.8
Allan Ray, 2002-06	2025-15.6
John Pinone, 1979-83	2024-16.1
Randy Foye, 2002-06	1966-15.0
Ed Pinckney, 1981-85	1865-14.4

Rebounds	Total-Avg.
Howard Porter, 1968-71	1317-14.8
Jim Washington, 1962-65	1194-14.0
Jack Devine, 1951-55	1181-10.5
Ed Pinckney, 1981-85	1107-8.6
Harold Pressley, 1982-86	1016-7.5
Jim Mooney, 1950-53	1010
Daniel Ochefu, 2012-16	929-6.6
Jason Lawson, 1992-97	908-6.9
Brooks Sales, 1998-02	858-7.5
John Pinone, 1979-83	837-6.6

Assists	Total
Kenny Wilson, 1985-89	627
Stewart Granger, 1979-83	595
Alvin Williams, 1993-97	553
Ryan Arcidiacono, 2012-16	535
Chris Ford, 1969-72	507
Rory Sparrow, 1976-80	495
Scottie Reynolds, 2006-10	482
Corey Fisher, 2007-11	481
Joe Rogers, 1973-77	474
Gary McLain, 1981-85	456

(records first tabulated in 1970-71)

Steals	Total
Kerry Kittles, 1992-96	279
Harold Pressley, 1982-86	213
Scottie Reynolds, 2006-10	207
Gary Massey, 1985-89	204
Alvin Williams, 1993-97	200
Randy Foye, 2002-06	198
Ed Pinckney, 1981-85	196
Lance Miller, 1989-93	187
Chris Walker, 1988-92	185
Jonathan Haynes, 1991-95	177
Corey Fisher, 2007-11	174

(records first tabulated in 1980-81)

Blocked Shots	Total
Jason Lawson, 1993-97	375
Tom Greis, 1986-90	273
Ed Pinckney, 1981-85	253
Malik Allen, 1996-00	191
Daniel Ochefu, 2012-16	182
Jason Fraser, 2002-2006	172
Harold Pressley, 1982-86	152
Will Sheridan, 2003-07	146
Daniel Ochefu, 2012-	125
Dante Cunningham, 2005-09	117

(records first tabulated in 1980-81)



Trevon Bluiett



QUICK FACTS

Location: Cincinnati, OH
Enrollment: 6,798
Founded: 1831
Nickname: Musketeers
Colors: Navy Blue, Gray and White
Home Court: Cintas Center (10,224)

COACHING STAFF

Head Coach
 Chris Mack (Xavier, '92)
 Office Phone: (513) 745-3417

Associate Head Coach
 Travis Steele (Butler '04)

Assistant Coaches
 Mike Pegues (Delaware '00)
 Luke Murray (Fairfield '07)

ADMINISTRATION

President
 Michael J. Graham, S.J.

Director of Athletics
 Greg Christopher
 Athletics Phone: (513) 745-3417

Associate AD/Communications
 Tom Eiser
 Office: (513) 745-3124
 Home: (513) 382-5565
 E-mail: eiser@xavier.edu

2017-18 SCHEDULE

NOVEMBER	
10	Morehead State (FSN) 7:00
13	Rider (FS1) 8:30
Gavitt Tipoff Games	
15	at Wisconsin (FS1) 8:30
20	Hampton (FS1) 8:30
Continental Tire Las Vegas Invitational	
23	vs. George Washington (FS1) 5:00
24	vs. Kansas St./Arizona St. (FOX/FS1) 5:30/8:00
28	Baylor (FS1) 6:30

DECEMBER	
2	Cincinnati (FS1) Noon
6	Kent State (FS1) 7:00
9	Colorado (FS1) 5:00
16	East Tennessee State (FSN) 2:00
19	Marshall (FS1) 6:30
22	at Northern Iowa (CBSSN) 9:00
27	AT MARQUETTE (FS1) 8:30
30	DEPAUL (FS1) 2:00

JANUARY	
2	BUTLER (FS1) 7:00
6	AT PROVIDENCE (FOX) Noon
10	AT VILLANOVA ^{WF} (FS1) 8:00
13	CREIGHTON (FOX) 2:00
17	ST. JOHN'S (CBSSN) 8:30
20	AT SETON HALL (FOX) 2:30
24	MARQUETTE (FS1) 6:30
30	AT ST. JOHN'S ^{CA} (CBSSN) 8:30

FEBRUARY	
3	GEORGETOWN (CBSSN) 6:00
6	AT BUTLER (FS1) 6:30
10	AT CREIGHTON (FOX) 2:30
14	SETON HALL (FS1) 9:00
17	VILLANOVA (FOX) 4:30
21	AT GEORGETOWN (FS1/FSN) 6:30
28	PROVIDENCE (FS1) 6:30

MARCH	
3	at DEPAUL (TBD) Noon

^{CA} Carnesecca Arena; ^{WF} Wells Fargo Center; All times are Eastern

MUSKETEERS PREVIEW

The Big Picture

Last year, Xavier advanced the farthest of any BIG EAST team in the NCAA Tournament, reaching the West Regional final before losing to Gonzaga. It was the Musketeers' fourth straight NCAA trip and the sixth time in the last 10 years that Xavier has made it to at least the Sweet 16. The Musketeers made their impressive run after recovering from a season-ending injury to standout point guard Edmond Sumner in late January. This year, the foundation can be built around starting guards Trevon Bluiett and J.P. Macura along with Quentin Goodin, who took over for Sumner. Other key contributors are back, as well.

Who's Back

The 6-6 Bluiett, who has earned All-BIG EAST First Team honors for the past two seasons, returns for his senior year after averaging 18.5 points and 5.7 rebounds last year. The 6-5 Macura was second in scoring at 14.4. Bluiett and Macura are also solid 3-point threats. Goodin started 18 games as a freshman and averaged 5.1 points and 3.4 assists. He was second in the BIG EAST with a +2.2 assist/turnover ratio. Six-ten senior Sean O'Mara averaged 6.1 points and 3.1 rebounds. Kaiser Gates, an athletic 6-8 junior forward, averaged 5.8 points and 4.0 rebounds. Forty of his 63 baskets were 3-pointers. Six-nine Tyrique Jones started 13 games as freshman, including all four NCAA games, and averaged 4.2 points and 3.1 boards.

Who's Gone

Despite his injury, Sumner declared for the NBA Draft and was a second-round pick. He averaged 15.0 points and 5.0 assists before going down for the season. Forward Rashid Gaston patrolled the paint effectively and averaged 7.4 points and a team-high 5.9 rebounds in 18 starts. Wing Malcolm Bernard, a full-time starter as a graduate transfer, averaged 6.6 points, 4.1 rebounds and made solid defensive contributions.

Storylines

Bluiett, Macura and Goodin form a very potent three-guard lineup. For all games, Bluiett's 18.5 scoring average leads all returning BIG EAST players. The Musketeers have led the BIG EAST in rebound margin in league games in three of their four years in the conference, but there is some playing time available for new faces. Kareem Kanter, a 6-10, 240-pound graduate transfer from Wisconsin-Green Bay, may gobble up a good chunk of the available playing time in the frontcourt. Naji Marshall is freshman forward candidate. Six-three Paul Scruggs, the highest rated recruit, and 6-5 Elias Harden will push to be noticed at guard. Xavier's recruiting class was ranked in the top 10 by multiple national services.

2016-17 STATISTICS

##	Player	GP	GS	Min	Avg	TOTAL			3-PTS			REBOUNDS			PF	FO	A	TO	Blk	Stl	Pts	Avg				
						FG	FGA	Pct	3FG	FGA	Pct	FT	FTA	Pct									Off	Def	Tot	Avg
05	BLUIETT, Trevon	36	36	1263	35.1	212	484	.438	91	245	.371	150	199	.754	26	178	204	5.7	86	2	75	78	4	32	665	18.5
	Conference-Only...	16	16	552	34.5	81	196	.413	35	100	.350	57	77	.740	16	81	97	6.1	39	1	33	35	1	11	254	15.9
04	SUMNER, Edmond	21	20	696	33.1	101	211	.479	12	44	.273	100	136	.735	11	80	91	4.3	51	0	105	58	16	27	314	15.0
	Conference-Only...	8	7	263	32.9	41	83	.494	5	14	.357	48	66	.727	6	33	39	4.9	18	0	44	22	5	9	135	16.9
55	MACURA, J.P.	38	38	1272	33.5	179	420	.426	64	188	.340	124	158	.785	50	117	167	4.4	90	1	110	77	8	54	546	14.4
	Conference-Only...	18	18	577	32.1	85	197	.431	28	89	.315	67	89	.753	23	54	77	4.3	46	1	50	44	3	17	265	14.7
35	GASTON, RaShid	38	18	690	18.2	115	195	.590	0	0	.000	50	91	.549	93	132	225	5.9	87	3	23	41	19	6	280	7.4
	Conference-Only...	18	10	367	20.4	68	105	.648	0	0	.000	28	48	.583	50	69	119	6.6	42	1	14	24	6	3	164	9.1
11	BERNARD, Malcolm	38	35	1065	28.0	84	201	.418	46	117	.393	36	61	.590	47	108	155	4.1	104	2	58	56	12	38	250	6.6
	Conference-Only...	18	16	486	27.0	42	94	.447	23	60	.383	21	31	.677	21	35	56	3.1	45	2	31	28	5	17	128	7.1
54	O'MARA, Sean	38	8	523	13.8	88	145	.607	0	0	.000	54	79	.684	51	65	116	3.1	66	0	23	32	13	12	230	6.1
	Conference-Only...	18	0	208	11.6	36	57	.632	0	0	.000	22	36	.611	23	24	47	2.6	27	0	10	14	3	5	94	5.2
22	GATES, Kaiser	33	4	692	21.0	63	163	.387	40	118	.339	26	36	.722	37	96	133	4.0	60	0	22	22	5	15	192	5.8
	Conference-Only...	18	3	422	23.4	38	97	.392	22	64	.344	23	29	.793	26	63	89	4.9	38	0	15	16	2	10	121	6.7
03	GOODIN, Quentin	38	18	916	24.1	70	200	.350	13	51	.255	42	73	.575	6	71	77	2.0	80	1	131	74	6	34	195	5.1
	Conference-Only...	18	11	458	25.4	31	112	.277	7	31	.226	23	42	.548	3	37	40	2.2	44	1	69	31	2	21	92	5.1
00	JONES, Tyrique	37	13	407	11.0	68	113	.602	0	0	.000	20	41	.488	58	56	114	3.1	74	3	11	27	16	9	156	4.2
	Conference-Only...	18	9	202	11.2	37	59	.627	0	0	.000	10	23	.435	30	25	55	3.1	29	1	5	12	7	3	84	4.7
15	DAVIS, Myles	3	0	34	11.3	0	8	.000	0	6	.000	2	4	.500	0	2	2	0.7	5	0	0	2	0	1	2	0.7
	Conference-Only...	3	0	34	11.3	0	8	.000	0	6	.000	2	4	.500	0	2	2	0.7	5	0	0	2	0	1	2	0.7
10	SCHRAND, Leighton	8	0	8	1.0	0	1	.000	0	0	.000	3	4	.750	0	0	0	0.0	1	0	0	1	0	0	3	0.4
	Conference-Only...	3	0	3	1.0	0	0	.000	0	0	.000	1	2	.500	0	0	0	0.0	1	0	0	0	0	0	1	0.3
21	STAINBROOK, Tim	13	0	37	2.8	1	5	.200	1	5	.200	0	0	.000	0	3	3	0.2	4	0	2	0	1	0	3	0.2
	Conference-Only...	6	0	21	3.5	0	0	.000	0	0	.000	0	0	.000	0	1	1	0.2	2	0	1	0	0	0	0	0.0
12	BARR, Cullen	9	0	8	0.9	0	2	.000	0	1	.000	0	0	.000	0	0	0	0.0	0	0	0	0	0	0	0	0.0
	Conference-Only...	4	0	3	0.8	0	1	.000	0	0	.000	0	0	.000	0	0	0	0.0	0	0	0	0	0	0	0	0.0
20	BERGEN, Alex	7	0	7	1.0	0	0	.000	0	0	.000	0	0	.000	1	1	2	0.3	0	0	0	0	0	0	0	0.0
	Conference-Only...	2	0	2	1.0	0	0	.000	0	0	.000	0	0	.000	0	0	0	0.0	0	0	0	0	0	0	0	0.0
24	PETERSON, Conor	8	0	7	0.9	0	0	.000	0	0	.000	0	0	.000	0	2	2	0.3	0	0	0	0	0	0	0	0.0
	Conference-Only...	3	0	2	0.7	0	0	.000	0	0	.000	0	0	.000	0	0	0	0.0	0	0	0	0	0	0	0	0.0
	TEAM.....														71	54	125	3.3	3		10				0	
	Conference-Only..														27	21	48	2.7	2		5				0	
	Total.....	38				981	2148	.457	267	775	.345	607	882	.688	451	965	1416	37.3	711	12	560	478	100	228	2836	74.6
	Conference-Only...	18				459	1009	.455	120	364	.330	302	447	.676	225	445	670	37.2	338	7	272	233	34	97	1340	74.4
	Opponents.....	38				964	2144	.450	283	847	.334	500	716	.698	331	855	1186	31.2	807	-	530	454	143	243	2711	71.3
	Conference-Only...	18				478	1015	.471	137	403	.340	268	354	.757	139	406	545	30.3	396	11	267	197	62	117	1361	75.6

2017-18 ROSTER

No.	Name	Pos.	Ht.	Wt.	Yr.	Hometown/Previous School
5	Trevon Bluiett	G	6-6	198	Sr.	Indianapolis, Ind. / Park Tudor
22	Kaiser Gates	F	6-8	228	Jr.	Alpharetta, Ga. / St. Francis
3	Quentin Goodin	G	6-4	194	So.	Campbellsville, Ky. / Taylor
4	Elias Harden	G	6-5	187	Fr.	East Point, Ga. / Pebblebrook
0	Tyrique Jones	F	6-9	242	So.	Bloomfield, Conn. / Vermont Academy
11	Kerem Kanter	F	6-10	240	Gr.	Istanbul, Turkey / Wisconsin-Green Bay
55	J.P. Macura	G	6-5	203	Sr.	Lakeville, Minn. / Lakeville North
13	Naji Marshall	F	6-7	218	Fr.	Atlantic City, N.J. / Hargrave Military Academy
54	Sean O'Mara	F	6-10	244	Sr.	Glen Ellyn, Ill. / Benet Academy
10	Leighton Schrand	G	6-1	160	So.	Villa Hills, Ky. / Holy Cross
1	Paul Scruggs	G	6-3	207	Fr.	Indianapolis, Ind. / Prolific Prep

2017-18 NEWCOMERS

- Elias Harden, G, Fr., 6-5, 175, Mableton, Ga. / Pebblebrook**
- Averaged 20.9 points and 5.8 rebounds as a senior.
- Kerem Kanter, F, Gr., 6-10, Istanbul, Turkey / Univ. of Wisc.-Green Bay**
- A graduate transfer, he is eligible in 2017-18
 - Averaged 11.3 points and team-leading 6.3 rebounds at UWGB in 2016-17.
- Naji Marshall, F, Fr., 6-6, 205, Chatham, Va. / Hargrave Military Academy**
- Averaged 20.7 points and 11.4 boards in 2016-17.
 - Led his Eleanor Roosevelt H.S. team to the Maryland state title game in 2015-16.
- Paul Scruggs, G, Fr., 6-3, 190, Indianapolis, Ind. / Prolific Prep (Calif.)**
- Injured early in his senior year at Prolific Prep, but is back healthy.
 - Averaged 19.8 points, 7.9 rebounds, 4.1 assists and 3.0 steals as a junior at Southport H.S. in Indianapolis.



HEAD COACH CHRIS MACK

Hired at Xavier: April 15, 2009

Coaching File: Assistant coach Xavier, 2004-09; Assistant coach Wake Forest, 2001-04. In 10 years as an assistant, nine of his teams made postseason play, including eight in the NCAA Tournament.

Highlights: 2017 NCAA Elite Eight; 2016 NCAA (second round); USBWA, CBS Sports and Basketball Times National Coach of the Year; 2015 NCAA Sweet 16; 2014 NCAA; 2012 NCAA Sweet 16; 2011 NCAA;

2010-11 Atlantic 10 Coach of the Year; Received 2011 Skip Prosser Man of the Year Award from Collegeinsider.com for basketball success and display of moral integrity; 2010 NCAA Sweet 16; 2009-10 Basketball Times Rookie Coach of the Year; Was first Xavier coach to reach the Sweet 16 in his first or second season;

Collegiate File: Two-year captain at Xavier. Played for coach Pete Gillen. Played in the 1993 NCAA Tournament at Xavier. Started his collegiate playing career at Evansville where he played two seasons, including the 1989 NCAA Tournament. Was the 1987-88 Cincinnati Post Metro Player of the Year at St. Xavier H.S. in Cincinnati.

Education: B.A. in Communication Arts (1992), Xavier University.

Personal: Native of Cleveland, Ohio; his wife Christi was the Director of Basketball Operations for the Xavier women's basketball team and is a former girls basketball coach at Colerain H.S. in Cincinnati. They have two daughters, Hailee and Laine. Birthdate: 12-30-69.

MACK'S RECORD

Career Record (eight years).....186-91 (.671)
Xavier Record (eight years).....186-91 (.671)

BIG EAST Regular Season Record (four years).....42-30 (.583)
BIG EAST Tournament Record (four years).....6-4 (.600)
BIG EAST Overall Record (four years).....48-34 (.585)

NCAA Record (seven appearances).....10-7 (.588)
NIT Record0-0 (.000)

YEAR-BY-YEAR

	Overall	Conference	Conf. Tourn.	Postseason
2009-10 Xavier	26-9	14-2/T1st	—	2-1 NCAA/final 16
2010-11 Xavier	24-8	15-1/1st	—	NCAA 0-1
2011-12 Xavier	23-13	10-6/T3rd	—	2-1 NCAA/final 16
2012-13 Xavier	17-14	9-7/T6th	0-1	
2013-14 Xavier	21-13	10-8/T3rd	1-1	NCAA 0-1
2014-15 Xavier	23-14	9-9/6th	2-1/2nd	2-1 NCAA/final 16
2015-16 Xavier	28-6	14-4/2nd	1-1	1-1 NCAA
2016-17 Xavier	24-14	9-9/7th	2-1	3-1 NCAA

REGULAR SEASON GAMES

Home Record: 26-10
Best Home Record: 8-1 in 2015-16
Worst Home Record: 5-4 in 2016-17
Most Consecutive Home Wins: 6 games in 2015-16
Most Consecutive Home Losses: 3 games in 2016-17
Road Record: 16-20
Best Road Record: 6-3 in 2015-16
Worst Road Record: 3-6 in 2013-14 & 2014-15
Most Consecutive Road Wins: 4 in 2015-16
Most Consecutive Road Losses: 3 in 2014-15 and 2016-17
Longest Winning Streak: 5 games in 2015-16
Longest Losing Streak: 3 games in 2013-14 and 2016-17

BIG EAST REGULAR SEASON RESULTS

Year	Won-Lost	Home	Away	Finish	Championship Seed
2013-14	10-8	7-2	3-6	3rd (tie)	#3
2014-15	9-9	6-3	3-6	6th	#6
2015-16	14-4	8-1	6-3	2nd	#2
2016-17	9-9	5-4	4-5	7th	#7

BIG EAST CHAMPIONSHIP RESULTS (1980-2017)

vs.	Won	Lost
Butler	2	0
DePaul	1	0
Georgetown	1	0
Creighton	0	2
Marquette	2	0
Seton Hall	0	1
Villanova	0	1
Total	6	4

2016-17 RESULTS (24-14, 9-9 BIG EAST)

(HOME 12-4/AWAY 4-8/NEUTRAL 8-2)

			Attendance	High Scorer/Rebounder
NOVEMBER				
11	Lehigh	W, 84-81	10,250	Bluiett 25/Bluiett 11
14	Buffalo	W, 86-53	10,116	Macura 18/Jones 11
<i>Tire Pros Invitational, Orlando, Fla.</i>				
17	vs. Missouri	W, 83-82 ot	1,002	Macura 19/Gaston 10
18	vs. Clemson	W, 83-77	1,002	Macura 28/Bernard 7
20	vs. Northern Iowa	W, 67-59	2,016	Bluiett 21/Bluiett 8
26	Northern Iowa	W, 64-42	10,028	Macura 18/Bluiett 8
29	North Dakota State	W, 85-55	10,250	Bluiett 23/Bernard 8
DECEMBER				
3	at Baylor	L, 76-61	9,684	Bluiett 23/Gaston 8
7	at Colorado	L, 68-66	7,743	Bluiett 27/Gaston 11
10	Utah	W, 77-69	10,350	Two with 18/Gaston 14
<i>Skip Prasser Classic</i>				
17	Wake Forest	W, 69-65	10,407	Bluiett 20/Bluiett 7
20	Eastern Washington	W, 85-56	10,250	Bluiett 16/Macura 6
28	PROVIDENCE	W, 82-56	10,426	Bluiett 22/Bluiett 9
31	at GEORGETOWN	W, 81-76	11,275	Sumner 28/Gaston 9
JANUARY				
7	ST. JOHN'S	W, 97-82	10,474	Sumner 20/Bluiett 6
10	at VILLANOVA	L, 79-54	6,500	Sumner 11/Two with 6
14	at BUTLER	L, 83-78	9,166	Sumner 22/Bernard 8
16	CREIGHTON	L, 72-67	10,348	Bluiett 17/Gaston 17
22	GEORGETOWN	W, 86-75	10,343	Bluiett 24/Sumner 7
26	at Cincinnati	L, 86-78	13,477	Bluiett 40/Macura 7
29	at ST. JOHN'S ^{MSG}	W, 82-77	8,723	Bluiett 21/Bluiett 10
FEBRUARY				
1	SETON HALL	W, 72-70	10,087	Bluiett 24/Gates 8
4	at CREIGHTON	W, 82-80	17,886	Two with 16/Gates 9
8	DEPAUL	W, 72-61	10,250	Bluiett 20/Gates 10
11	VILLANOVA	L, 73-57	10,558	Gaston 23/Gaston 10
15	at PROVIDENCE	L, 75-63	10,102	Gaston 19/Gaston 14
18	at MARQUETTE	L, 83-61	19,033	O'mara 14/Gaston 10
22	at SETON HALL	L, 71-64	7,139	Macura 22/Gates 7
26	BUTLER	L, 88-79	10,312	Bluiett 21/Goodin 6
MARCH				
1	MARQUETTE	L, 95-84	10,071	Macura 20/Gaston 7
4	at DEPAUL	W, 79-65	6,774	Bluiett 24/Bluiett 10
8	vs. DePaul (BET)	W, 75-64	14,830	Bluiett 17/Bluiett 9
9	vs. Butler (BET)	W, 62-57	16,003	Bluiett 23/Bernard 10
10	vs. Creighton (BET)	L, 75-72	19,812	Macura 22/Gaston 6
16	vs. Maryland (NCAA)	W, 76-65	15,869	Bluiett 21/O'Mara 7
18	vs. Florida State (NCAA)	W, 91-66	17,308	Bluiett 29/Bluiett 6
23	vs. Arizona (NCAA)	W, 73-71	16,884	Bluiett 25/Macura 7
25	vs. Gonzaga (NCAA)	L, 83-59	17,011	Macura 18/Two with 7

^{MSG}Madison Square Garden
(BET) BIG EAST Tournament

CAREER LEADERS

Points	Total-Avg.
Byron Larkin, 1984-88	2,696-22.3
David West, 1999-03	2,132-16.9
Romain Sato, 2000-04	2,005-15.4
Tyrone Hill, 1986-90	2,003-15.9
Lenny Brown, 1995-99	1,885-15.5
Tu Holloway, 2008-12	1,833-13.7
Anthony Hicks, 1979-83	1,805-16.3
Jamie Gladden, 1989-93	1,780-14.6
Steve Thomas, 1962-66	1,722-23.6
Brian Grant, 1990-94	1,719-14.7

Rebounds	Total-Avg.
Tyrone Hill, 1986-90	1380-11.0
Bob Pelkington, 1961-64	1325-16.6
David West, 1999-03	1308-10.4
Brian Grant, 1990-94	1080-9.2
Dave Piontek, 1953-56	995-12.1
Bob Quick, 1965-68	939-12.0
Joe Viviano, 1956-59	906-10.9
Romain Sato, 2000-04	892-6.9
Derek Strong, 1987-90	805-8.4
James Posey, 1996-99	801-8.4

Assists	Total
Ralph Lee, 1982-86	699
Jamal Walker, 1987-91	639
Tu Holloway, 2008-12	550
Keith Walker, 1976-80	496
Dee Davis, 2011-15	492
Dedrick Finn, 2002-06	481
Gary Lumpkin, 1995-99	470
Michael Hawkins, 1991-95	448
Lionel Chalmers, 2000-04	405
Steve Gentry, 1991-94	390

Steals	Total
Lenny Brown, 1995-99	242
Anthony Hicks, 1979-83	226
James Posey, 1996-99	214
Nick Daniels, 1975-79	202
Byron Larkin, 1984-88	201
Ralph Lee, 1982-86	194
Stan Kimbrough, 1986-89	178
Jamal Walker, 1987-91	174
David West, 1999-2003	171
Tu Holloway, 2008-12	164

Blocked Shots	Total
David West, 1999-03	228
Aaron Williams, 1989-93	197
Justin Doellman, 2003-07	140
Kenny Frease, 2008-12	130
Jason Love, 2006-10	127
Brian Grant, 1990-94	127
Dexter Bailey, 1980-84	120
David Payton, 1975-79	92
James Farr, 2012-16	88
Jamel McLean, 2008-11	81
Derrick Brown, 2006-09	81
Nick Daniels, 1975-79	81

THE BIG EAST CONFERENCE

655 Third Avenue, Suite 711
New York, NY 10017

Val Ackerman, Commissioner
Office (646) 663-3430

John Paquette
Associate Commissioner, Sports Media Relations
Office (646) 663-3443
Mobile (401) 265-2244
e-mail jpaquette@bigeast.com

Kristin Quinn
Assistant Commissioner, Communications & Marketing
Office (646) 663-3456
Mobile (914) 819-8751
e-mail kquinn@bigeast.com

BUTLER UNIVERSITY

Hinkle Fieldhouse
510 W. 49th Street
Indianapolis, IN 46208

LaVall Jordan, Head Basketball Coach
Office (317) 940-9377

John Dedman, Sports Communications Director
Office (317) 940-9414
Mobile (317) 491-5462
e-mail jdedman@butler.edu

CREIGHTON UNIVERSITY

2500 California Plaza
Omaha, NE 68178

Greg McDermott, Head Basketball Coach
Office (402) 280-1795

Rob Anderson, Sports Information Director
Office (402) 280-5544
Mobile (402) 660-5854
e-mail randerson@creighton.edu

DEPAUL UNIVERSITY

2323 North Sheffield Avenue
Chicago, IL 60614

Dave Leitao, Head Basketball Coach
Office (773) 325-7575

Greg Greenwell, Director of Athletic Communications
Office (773) 325-7546
Home (773) 343-3722
e-mail ggreenwe@depaul.edu

GEORGETOWN UNIVERSITY

3700 O Street NW
Washington, DC 20057

Patrick Ewing, Head Basketball Coach
Office (202) 687-2374

Lori Hamamoto, Director of Communications for Men's Basketball
Office TBA
Mobile (917) 578-7445
e-mail lori.hamamoto@georgetown.edu

MARQUETTE UNIVERSITY

770 North 12th Street
Milwaukee, WI 53233

Steve Wojciechowski, Head Basketball Coach
Office (414) 288-7130

Scott Kuykendall, Associate AD/Media Relations
Office (414) 288-4794
Mobile (414) 807-3490
e-mail scott.kuykendall@marquette.edu

PROVIDENCE COLLEGE

549 River Avenue
Providence, RI 02918

Ed Cooley, Head Basketball Coach
Office (401) 865-2527

Arthur Parks, Associate AD/Communications & Marketing
Office (401) 865-2759
Mobile (401) 378-7334
e-mail aparks@providence.edu

ST. JOHN'S UNIVERSITY

8000 Utopia Parkway
Jamaica, NY 11439

Chris Mullin, Head Basketball Coach
Office (718) 990-5528

Steve Dombroski, Assoc. AD/Communications
Office (718) 990-6897
Mobile (518) 928-6103
e-mail dombross@stjohns.edu

SETON HALL UNIVERSITY

400 South Orange Avenue
South Orange, NJ 07079

Kevin Willard, Head Basketball Coach
Office (973) 761-9070

Thomas Chen, Assistant AD/Digital Media & Comm.
Office (973) 761-9644
Mobile (914) 843-7185
e-mail thomas.chen@shu.edu

VILLANOVA UNIVERSITY

800 Lancaster Avenue
Villanova, PA 17325

Jay Wright, Head Basketball Coach
Office (610) 519-4140

Mike Sheridan, Director of Media Relations
Office (610) 519-4120
Mobile (610) 999-7588
e-mail michael.sheridan@villanova.edu

XAVIER UNIVERSITY

3800 Victory Blvd.
Cincinnati, OH 45207

Chris Mack, Head Basketball Coach
Office (513) 745-3417

Tom Eiser, Assoc. Athletic Director
Office (513) 745-3124
Home (513) 382-5565
e-mail eiser@xavier.edu



**BIG
EAST**
CONFERENCE

.....

**2016-17
IN
REVIEW**

	BIG EAST				OVERALL					
	W-L	PCT.	H	A	W-L	PCT.	H	A	N	STREAK
VILLANOVA (1/8)	15-3	.833	8-1	7-2	32-4	.889	14-1	10-2	8-1	LOST 1
BUTLER (21/19)	12-6	.667	6-3	6-3	25-9	.735	13-3	7-4	5-2	LOST 1
PROVIDENCE	10-8	.556	6-3	4-5	20-13	.606	15-3	4-7	1-3	LOST 2
MARQUETTE	10-8	.556	7-2	3-6	19-13	.594	14-3	4-6	1-4	LOST 2
SETON HALL (RV/-)	10-8	.556	7-2	3-6	21-12	.636	12-2	4-6	5-4	LOST 2
CREIGHTON (RV/-)	10-8	.556	5-4	5-4	25-10	.714	13-4	7-4	5-2	LOST 2
XAVIER (-/18)	9-9	.500	5-4	4-5	24-14	.632	12-4	4-8	8-2	LOST 1
ST. JOHN'S	7-11	.389	5-4	2-7	14-19	.424	10-7	4-8	0-4	LOST 1
GEORGETOWN	5-13	.278	3-6	2-7	14-18	.438	9-8	3-7	2-3	LOST 6
DEPAUL	2-16	.111	1-8	1-8	9-23	.281	8-10	1-9	0-4	LOST 4

(Rankings in Final Associated Press/USA Today Polls)

POSTSEASON RESULTS

NCAA CHAMPIONSHIP

SOUTH REGIONAL • MEMPHIS, TENN.

No. 1 North Carolina 92, No. 4 Butler 80

SOUTH REGIONAL • MILWAUKEE, WIS.

No. 4 Butler 76, No. 13 Winthrop 64
No. 4 Butler 74, No. 12 Middle Tennessee St. 65

SOUTH REGIONAL • GREENVILLE, S.C.

No. 8 Arkansas 77, No. 9 Seton Hall 71

EAST REGIONAL • GREENVILLE, S.C.

No. 7 South Carolina 93, No. 10 Marquette 73

EAST REGIONAL • DAYTON, OH.

USC 75, Providence 71

EAST REGIONAL • ST. LOUIS, MO.

No. 1 Villanova 76, No. 16 Mt. St. Mary's 56
No. 8 Wisconsin 65, No. 1 Villanova 62

MIDWEST REGIONAL • SACRAMENTO, CALIF.

No. 11 Rhode Island 84, No. 6 Creighton 72

WEST REGION • SAN JOSE, CALIF.

No. 11 Xavier 73, No. 2 Arizona 71
No. 1 Gonzaga 83, No. 11 Xavier 59

WEST REGION • ORLANDO, FLA.

No. 11 Xavier 76, No. 6 Maryland 65
No. 11 Xavier 91, No. 3 Florida State 66

BIG EAST TOURNAMENT

MADISON SQUARE GARDEN

MARCH 8-11

CHAMPIONSHIP GAME

Villanova 74, Creighton 60

SEMIFINALS

Villanova 55, Seton Hall 53
Creighton 75, Xavier 72

QUARTERFINALS

Villanova 108, St. John's 67
Xavier 62, Butler 57
Creighton 70, Providence 58
Seton Hall 82, Marquette 76

FIRST ROUND

St. John's 74, Georgetown 73
Xavier 75, DePaul 64



Josh Hart, Villanova

BIG EAST PLAYER OF THE YEAR

Josh Hart, Villanova

BIG EAST COACH OF THE YEAR

Chris Holtmann, Butler

BIG EAST FRESHMAN OF THE YEAR

Justin Patton, Creighton

BIG EAST DEFENSIVE PLAYERS OF THE YEAR

Khyri Thomas, Creighton

Mikal Bridges, Villanova

Josh Hart, Villanova

BIG EAST MOST IMPROVED PLAYER

Kyron Cartwright, Providence

BIG EAST SIXTH MAN AWARD

Andrew Rowsey, Marquette

BIG EAST SPORTSMANSHIP AWARD

Billy Garrett Jr., DePaul

BIG EAST BASKETBALL SCHOLAR-ATHLETE

Billy Garrett Jr., DePaul

BIG EAST TOURNAMENT

DAVE GAVITT TROPHY

(MOST OUTSTANDING PLAYER)

Josh Hart, Villanova

BIG EAST ALL-TOURNAMENT TEAM

Jalen Brunson, Villanova

Kris Jenkins, Villanova

Marcus Foster, Creighton

Angel Delgado, Seton Hall

Trevon Bluiett, Xavier

ALL-BIG EAST FIRST TEAM[^]

Andrew Chrabascz, Butler, F, Sr., 6-7, 230, Portsmouth, R.I.

*Marcus Foster, Creighton, G, Jr., 6-3, 210, Wichita Falls, Tex.

*Angel Delgado, Seton Hall, F, Jr., 6-10, 240, Bajos De Haina, D.R.

*Jalen Brunson, Villanova, G, So., 6-2, 190, Lincolnshire, Ill.

*Josh Hart, Villanova, G, Sr., 6-5, 215, Silver Spring, Md.

Trevon Bluiett, Xavier, G, Jr., 6-6, 205, Indianapolis, Ind.

ALL-BIG EAST SECOND TEAM

Roosevelt Jones, Butler, G, Jr., 6-4, 227, O'Fallon, Ill.

Matt Carlino, Marquette, G, Gr., 6-2, 175, Arcadia, Ariz.

Sir'Dominic Pointer, St. John's, G/F, Sr., 6-6, 192, Detroit, Mich.

Sterling Gibbs, Seton Hall, G, Jr., 6-2, 185, Scotch Plains, N.J.

Matt Stainbrook, Xavier, C, Sr., 6-10, 270, Bay Village, Ohio

ALL-BIG EAST HONORABLE MENTION

Billy Garrett, Jr., DePaul, G, So., 6-6, 205, Chicago, Ill.

JayVaughn Pinkston, Villanova, F, Sr., 6-7, 235, Brooklyn, N.Y.

Daniel Ochefu, Villanova, F, Jr., 6-11, 245, Baltimore, Md.

BIG EAST ALL-FRESHMAN TEAM[^]

*Kamar Baldwin, Butler, G, Fr., 6-0, 170, Winder, Ga.

*Justin Patton, Creighton, F, Fr., 7-0, 230, Omaha, Neb.

Markus Howard, Marquette, G, Fr., 5-11, 175, Chandler, Ariz.

*Marcus LoVett, St. John's, G, Fr., 6-0, 175, Fort Wayne, Ind.

*Shamorie Ponds, St. John's, G, Fr., 6-1, 165, Brooklyn, N.Y.

Donte DiVincenzo, Villanova, G, Fr., 6-5, 205, Wilmington, Del.

2016-17 BIG EAST WEEKLY HONORS

Date	Player of the Week	Rookie of the Week
Nov. 14	Rodney Pryor, Georgetown	Sam Hauser, Marquette
Nov. 21	Josh Hart, Villanova	Myles Powell, Seton Hall
Nov. 28	Marcus Foster, Creighton	Justin Patton, Creighton
Dec. 5	Rodney Bullock, Providence	Justin Patton, Creighton
Dec. 12	Josh Hart, Villanova	Shamorie Ponds, St. John's
Dec. 19	Kelan Martin, Butler	Kamar Baldwin, Butler
Dec. 26	Marcus Foster, Creighton	Shamorie Ponds, St. John's
Jan. 2	Jalen Brunson, Villanova	Shamorie Ponds, St. John's
Jan. 9	Desi Rodriguez, Seton Hall	Justin Patton, Creighton
Jan. 16	L.J. Peak, Georgetown	Markus Howard, Marquette
Jan. 23	Josh Hart, Villanova	Kamar Baldwin, Butler
Jan. 30	Trevon Bluiett, Xavier	Shamorie Ponds, St. John's
Feb. 6	Trevon Bluiett, Xavier	Marcus LoVett, St. John's
Feb. 13	Josh Hart, Villanova	Marcus LoVett, St. John's
Feb. 20	Khadeen Carrington, Seton Hall	Markus Howard, Marquette
Feb. 27	Kelan Martin, Butler	Shamorie Ponds, St. John's
March 5	Angel Delgado, Seton Hall	Markus Howard, Marquette

* denotes a unanimous selection

[^] due to a tie in voting, there are six players on the All-BIG EAST First Team and BIG EAST All-Freshman Team

TO BE RANKED, A PLAYER MUST APPEAR IN AT LEAST 75.0% OF THEIR TEAM'S GAMES.

SCORING

##	Player-Team	Cl	G	FG	3FG	FT	Pts	Avg/G
1.	HART, Josh-VU	Sr	36	236	74	127	673	18.7
2.	BLUIETT, Trevon-XU	Jr	36	212	91	150	665	18.5
3.	FOSTER, Marcus-CU	Jr	35	245	73	75	638	18.2
4.	PRYOR, Rodney-GU	Sr	32	212	84	69	577	18.0
5.	PONDS, Shamorie-SJU	Fr	33	191	75	116	573	17.4
6.	CARRINGTON, Khadeen-SHU	Jr	33	189	63	122	563	17.1
7.	PEAK, LJ-GU	Jr	32	168	33	152	521	16.3
8.	MARTIN, Kelan-BU	Jr	34	180	64	120	544	16.09
9.	LOVETT, Marcus-SJU	Fr	30	166	50	94	476	15.9
10.	BULLOCK, Rodney-PC	Jr	33	177	46	119	519	15.7
	RODRIGUEZ, Desi-SHU	Jr	33	192	50	85	519	15.7
12.	CAIN, Eli-DPU	So	32	169	51	111	500	15.6
13.	DELGADO, Angel-SHU	Jr	33	197	0	109	503	15.2
14.	GARRETT, Billy-DPU	Sr	32	140	41	157	478	14.9
15.	BRUNSON, Jalen-VU	So	36	183	42	120	528	14.7
16.	MACURA, J.P.-XU	Jr	38	179	64	124	546	14.4
17.	AHMED, Bashir-SJU	Jr	33	142	52	106	442	13.4
18.	HOWARD, Markus-MU	Fr	31	136	82	56	410	13.2
19.	JENKINS, Kris-VU	Sr	36	142	86	100	470	13.1
20.	PATTON, Justin-CU	Fr	35	200	8	45	453	12.9
21.	HOLT, Emmitt-PC	Jr	32	149	21	82	401	12.5
22.	THOMAS, Khyri-CU	So	35	163	46	59	431	12.3
23.	JOHNSON, Jajuan-MU	Sr	31	137	32	65	371	12.0
24.	ROWSEY, Andrew-MU	Jr	32	106	71	88	371	11.6
25.	CHLABASCZ, Andrew-BU	Sr	34	129	25	105	388	11.4
26.	CARTWRIGHT, Kyron-PC	Jr	33	132	31	80	375	11.4
27.	FISCHER, Luke-MU	Sr	32	150	0	50	350	10.9
28.	REINHARDT, Katin-MU	Sr	29	104	57	48	313	10.8
29.	LINDSEY, Jalen-PC	Jr	32	106	74	57	343	10.7
30.	POWELL, Myles-SHU	Fr	33	118	68	49	353	10.7

REBOUNDING

##	Player-Team	Cl	G	OFF	DEF	TOT	Avg/G
1.	DELGADO, Angel-SHU	Jr	33	166	265	431	13.1
2.	MCCALLUM, Tre'Darius-DPU	Jr	32	49	168	217	6.8
3.	BULLOCK, Rodney-PC	Jr	33	45	166	211	6.4
4.	HART, Josh-VU	Sr	36	51	179	230	6.4
5.	PATTON, Justin-CU	Fr	35	59	159	218	6.2
6.	GASTON, RaShid-XU	Sr	38	93	132	225	5.9
7.	FISCHER, Luke-MU	Sr	32	82	107	189	5.9
8.	THOMAS, Khyri-CU	So	35	53	149	202	5.8
9.	MARTIN, Kelan-BU	Jr	34	34	162	196	5.8
10.	BLUIETT, Trevon-XU	Jr	36	26	178	204	5.7
11.	SANOGO, Ismael-SHU	Jr	28	47	109	156	5.6
12.	AHMED, Bashir-SJU	Jr	33	59	121	180	5.5
13.	REYNOLDS, Darryl-VU	Sr	31	63	105	168	5.4
14.	HOLT, Emmitt-PC	Jr	32	55	117	172	5.4
15.	RODRIGUEZ, Desi-SHU	Jr	33	43	128	171	5.2
16.	OWENS, Tariq-SJU	So	32	59	106	165	5.2
17.	WIDEMAN, Tyler-BU	Jr	34	70	100	170	5.0
	PRYOR, Rodney-GU	Sr	32	33	127	160	5.0
	GOVAN, Jessie-GU	So	32	39	121	160	5.0
20.	HAUSER, Sam-MU	Fr	32	29	130	159	5.0

FIELD GOAL PCT (MIN. 3.0 MADE PER GAME)

##	Player-Team	Cl	G	FG	FGA	Pct
1.	PATTON, Justin-CU	Fr	35	200	296	.676
2.	FISCHER, Luke-MU	Sr	32	150	232	.647
3.	GASTON, RaShid-XU	Sr	38	115	195	.590
4.	BRIDGES, Mikal-VU	So	36	128	233	.549
5.	DELGADO, Angel-SHU	Jr	33	197	363	.543
6.	BRUNSON, Jalen-VU	So	36	183	338	.541
7.	HOLT, Emmitt-PC	Jr	32	149	285	.523
8.	GOVAN, Jessie-GU	So	32	128	250	.512
9.	HART, Josh-VU	Sr	36	236	463	.510
10.	HOWARD, Markus-MU	Fr	31	136	269	.506
11.	THOMAS, Khyri-CU	So	35	163	323	.505
12.	BALDWIN, Kamar-BU	Fr	34	138	279	.495
13.	PEAK, LJ-GU	Jr	32	168	349	.481
14.	PRYOR, Rodney-GU	Sr	32	212	442	.480
15.	JOHNSON, Jajuan-MU	Sr	31	137	289	.474

3-POINT FG PCT (MIN. 1.0 MADE PER GAME)

##	Player-Team	Cl	G	3FG	FGA	Pct
1.	HOWARD, Markus-MU	Fr	31	82	150	.547
2.	HUFF, Cole-CU	Sr	35	62	134	.463
3.	LINDSEY, Jalen-PC	Jr	32	74	161	.460
4.	HAUSER, Sam-MU	Fr	32	63	139	.453
5.	ROWSEY, Andrew-MU	Jr	32	71	159	.447
6.	MUSSINI, Federico-SJU	So	30	56	131	.427
7.	WOODSON, Avery-BU	Sr	34	75	178	.421
8.	ZIERDEN, Isaiah-CU	Sr	35	41	99	.414
9.	PRYOR, Rodney-GU	Sr	32	84	204	.412
10.	HART, Josh-VU	Sr	36	74	183	.404
11.	THOMAS, Khyri-CU	So	35	46	117	.393
	BERNARD, Malcolm-XU	Sr	38	46	117	.393
13.	BRIDGES, Mikal-VU	So	36	44	112	.393
14.	CARRINGTON, Khadeen-SHU	Jr	33	63	165	.382
15.	LOVETT, Marcus-SJU	Fr	30	50	131	.382

FREE THROW PCT (MIN. 2.0 MADE PER GAME)

##	Player-Team	Cl	G	FTM	FTA	Pct
1.	ROWSEY, Andrew-MU	Jr	32	88	95	.926
2.	GARRETT, Billy-DPU	Sr	32	157	178	.882
3.	BRUNSON, Jalen-VU	So	36	120	137	.876
4.	JENKINS, Kris-VU	Sr	36	100	116	.862
5.	PONDS, Shamorie-SJU	Fr	33	116	141	.823
6.	LOVETT, Marcus-SJU	Fr	30	94	117	.803
7.	PEAK, LJ-GU	Jr	32	152	191	.796
8.	JOHNSON, Jajuan-MU	Sr	31	65	82	.793
9.	MACURA, J.P.-XU	Jr	38	124	158	.785
10.	MARTIN, Kelan-BU	Jr	34	120	153	.784
11.	CHEATHAM, Haanif-MU	So	32	79	103	.767
12.	CHLABASCZ, Andrew-BU	Sr	34	105	138	.761
13.	BLUIETT, Trevon-XU	Jr	36	150	199	.754
14.	BULLOCK, Rodney-PC	Jr	33	119	159	.748
15.	SAVAGE, Kethan-BU	Sr	30	71	95	.747

ASSISTS

##	Player-Team	Cl	G	Assists	Avg/G
1.	CARTWRIGHT, Kyron-PC	Jr	33	222	6.7
2.	BRUNSON, Jalen-VU	So	36	148	4.1
3.	LEWIS, Tyler-BU	Sr	34	137	4.0
4.	LOVETT, Marcus-SJU	Fr	30	113	3.8
5.	PEAK, LJ-GU	Jr	32	111	3.5
6.	GOODIN, Quentin-XU	Fr	38	131	3.4
7.	GARRETT, Billy-DPU	Sr	32	107	3.3
8.	THOMAS, Khyri-CU	So	35	117	3.3
9.	JONES, Madison-SHU	Sr	33	104	3.2
10.	CHLABASCZ, Andrew-BU	Sr	34	107	3.1
11.	PONDS, Shamorie-SJU	Fr	33	102	3.1
12.	HART, Josh-VU	Sr	36	106	2.9
13.	CARRINGTON, Khadeen-SHU	Jr	33	97	2.9
14.	MACURA, J.P.-XU	Jr	38	110	2.9
15.	JOHNSON, Jajuan-MU	Sr	31	83	2.7

2016-17 Individual & Team Statistics

STEALS

##	Player-Team	Cl	G	Steals	Avg/G
1.	PONDS, Shamorie-SJU	Fr	33	68	2.1
2.	JOHNSON, Jajuan-MU	Sr	31	59	1.9
3.	JONES, Madison-SHU	Sr	33	58	1.8
4.	BALDWIN, Kamar-BU	Fr	34	59	1.7
5.	BRIDGES, Mikal-VU	So	36	60	1.7
6.	HART, Josh-VU	Sr	36	56	1.6
7.	MCCALLUM, Tre'Darius-DPU	Jr	32	49	1.5
8.	THOMAS, Khyri-CU	So	35	52	1.5
9.	MACURA, J.P.-XU	Jr	38	54	1.4
10.	LOVETT, Marcus-SJU	Fr	30	40	1.3
11.	GARRETT, Billy-DPU	Sr	32	37	1.2
12.	CARRINGTON, Khadeen-SHU	Jr	33	38	1.2
	BULLOCK, Rodney-PC	Jr	33	38	1.2
14.	JENKINS, Kris-VU	Sr	36	40	1.1
15.	CARTWRIGHT, Kyron-PC	Jr	33	36	1.1

BLOCKED SHOTS

##	Player-Team	Cl	G	Blocks	Avg/G
1.	OWENS, Tariq-SJU	So	32	69	2.2
2.	YAKWE, Kassoum-SJU	So	33	64	1.9
3.	FISCHER, Luke-MU	Sr	32	53	1.7
4.	PATTON, Justin-CU	Fr	35	50	1.4
5.	GOVAN, Jessie-GU	So	32	32	1.0
6.	REYNOLDS, Darryl-VU	Sr	31	29	0.9
7.	BRIDGES, Mikal-VU	So	36	32	0.9
8.	AGAU, Akoy-GU	Jr	32	28	0.9
9.	HAYES, Bradley-GU	Sr	25	21	0.8
10.	BULLOCK, Rodney-PC	Jr	33	27	0.8
11.	MCCALLUM, Tre'Darius-DPU	Jr	32	26	0.8
12.	HOLT, Emmitt-PC	Jr	32	25	0.8
13.	WIDEMAN, Tyler-BU	Jr	34	26	0.8
14.	PRYOR, Rodney-GU	Sr	32	22	0.7
15.	DERRICKSON, Marcus-GU	So	28	18	0.6
	SANOGO, Ismael-SHU	Jr	28	18	0.6

ASSIST/TURNOVER RATIO (MIN. 3.0 ASSISTS/GAME)

##	Player-Team	Cl	G	Asst	Avg	Turn	Avg	Ratio
1.	LEWIS, Tyler-BU	Sr	34	137	4.0	33	1.0	4.2
2.	CARTWRIGHT, Kyron-PC	Jr	33	222	6.7	96	2.9	2.3
3.	BRUNSON, Jalen-VU	So	36	148	4.1	74	2.1	2.0
4.	CHRABASCZ, Andrew-BU	Sr	34	107	3.2	57	1.7	1.9
5.	GOODIN, Quentin-XU	Fr	38	131	3.5	74	2.0	1.8
6.	THOMAS, Khyri-CU	So	35	117	3.3	70	2.0	1.7
7.	PONDS, Shamorie-SJU	Fr	33	102	3.1	62	1.9	1.6
8.	JONES, Madison-SHU	Sr	33	104	3.2	65	2.0	1.6
9.	LOVETT, Marcus-SJU	Fr	30	113	3.8	79	2.6	1.4
10.	PEAK, LJ-GU	Jr	32	111	3.5	86	2.7	1.3
11.	GARRETT, Billy-DPU	Sr	32	107	3.3	105	3.3	1.0

SCORING OFFENSE

##	Team	G	W-L	Pts	Avg/G
1.	Marquette	32	19-13	2631	82.2
2.	Creighton	35	25-10	2864	81.8
3.	Villanova	36	32-4	2779	77.2
4.	St. John's	33	14-19	2534	76.8
5.	Butler	34	25-9	2595	76.3
6.	Xavier	38	24-14	2836	74.6
7.	Georgetown	32	14-18	2369	74.0
8.	Seton Hall	33	21-12	2417	73.2
9.	Providence	33	20-13	2319	70.3
10.	DePaul	32	9-23	2206	68.9

SCORING DEFENSE

##	Team	G	Pts	Avg/G
1.	Villanova	36	2256	62.7
2.	Providence	33	2207	66.9
3.	Butler	34	2341	68.9
4.	Seton Hall	33	2323	70.4
5.	Xavier	38	2711	71.3
6.	Georgetown	32	2309	72.2
7.	Creighton	35	2549	72.8
8.	DePaul	32	2388	74.6
9.	Marquette	32	2418	75.6
10.	St. John's	33	2598	78.7

SCORING MARGIN

##	Team	G	OFF	DEF	Margin
1.	Villanova	36	77.2	62.7	+14.5
2.	Creighton	35	81.8	72.8	+9.0
3.	Butler	34	76.3	68.9	+7.5
4.	Marquette	32	82.2	75.6	+6.7
5.	Providence	33	70.3	66.9	+3.4
6.	Xavier	38	74.6	71.3	+3.3
7.	Seton Hall	33	73.2	70.4	+2.8
8.	Georgetown	32	74.0	72.2	+1.9
9.	St. John's	33	76.8	78.7	-1.9
10.	DePaul	32	68.9	74.6	-5.7

FREE THROW PCT

##	Team	G	FTM	FTA	Pct
1.	Villanova	36	538	681	.790
2.	Marquette	32	457	585	.781
3.	Butler	34	522	704	.741
4.	DePaul	32	472	642	.735
5.	Georgetown	32	547	747	.732
6.	St. John's	33	524	724	.724
7.	Providence	33	472	683	.691
8.	Xavier	38	607	882	.688
9.	Creighton	35	404	592	.682
10.	Seton Hall	33	471	733	.643

FIELD GOAL PERCENTAGES

##	Team	G	FG	FGA	Pct
1.	Creighton	35	1078	2136	.505
2.	Villanova	36	965	1948	.495
3.	Marquette	32	919	1889	.487
4.	Butler	34	906	1898	.477
5.	Georgetown	32	808	1753	.461
6.	Xavier	38	981	2148	.457
7.	Providence	33	804	1795	.448
8.	Seton Hall	33	872	1947	.448
9.	St. John's	33	866	2000	.433
10.	DePaul	32	775	1804	.430

FIELD GOAL PCT DEFENSE

##	Team	G	FG	FGA	Pct
1.	Villanova	36	846	2018	.419
2.	Georgetown	32	798	1893	.422
3.	SetonHall	33	811	1873	.433
4.	Creighton	35	933	2135	.437
5.	Providence	33	810	1840	.440
6.	Butler	34	818	1837	.445
7.	Xavier	38	964	2144	.450
8.	Marquette	32	858	1870	.459
9.	St.John's	33	904	1962	.461
10.	DePaul	32	812	1743	.466

3-POINT FG PCT

##	Team	G	FG	FGA	Pct
1.	Marquette	32	336	783	.429
2.	Creighton	35	304	767	.396
3.	Providence	33	239	645	.371
4.	Villanova	36	311	843	.369
5.	Butler	34	261	714	.366
6.	St.John's	33	278	763	.364
7.	Georgetown	32	206	590	.349
8.	Xavier	38	267	775	.345
9.	SetonHall	33	202	597	.338
10.	DePaul	32	184	564	.326

3-POINT FG PCT DEFENSE

##	Team	G	FG	FGA	Pct
1.	Villanova	36	251	807	.311
2.	Georgetown	32	199	614	.324
3.	Providence	33	207	631	.328
4.	Creighton	35	259	786	.330
5.	Butler	34	231	693	.333
6.	Xavier	38	283	847	.334
7.	SetonHall	33	214	628	.341
8.	DePaul	32	253	701	.361
9.	Marquette	32	235	639	.368
10.	St.John's	33	249	664	.375

REBOUNDING OFFENSE

##	Team	G	Reb	Avg/G
1.	Seton Hall	33	1312	39.8
2.	Xavier	38	1416	37.3
3.	Georgetown	32	1141	35.7
4.	Creighton	35	1223	34.9
5.	St. John's	33	1136	34.4
6.	Villanova	36	1207	33.5
7.	Providence	33	1100	33.3
8.	Marquette	32	1059	33.1
9.	DePaul	32	1056	33.0
10.	Butler	34	1089	32.0

REBOUNDING DEFENSE

##	Team	G	Reb	Avg/G
1.	Villanova	36	1073	29.8
2.	Xavier	38	1186	31.2
3.	Butler	34	1067	31.4
4.	Seton Hall	33	1085	32.9
5.	Marquette	32	1075	33.6
6.	DePaul	32	1101	34.4
7.	Providence	33	1142	34.6
8.	Georgetown	32	1112	34.8
9.	Creighton	35	1257	35.9
10.	St. John's	33	1285	38.9

REBOUNDING MARGIN

##	Team	G	TEAM	Avg	OPP	Avg	Margin
1.	Seton Hall	33	1312	39.8	1085	32.9	+6.9
2.	Xavier	38	1416	37.3	1186	31.2	+6.1
3.	Villanova	36	1207	33.5	1073	29.8	+3.7
4.	Georgetown	32	1141	35.7	1112	34.8	+0.9
5.	Butler	34	1089	32.0	1067	31.4	+0.6
6.	Marquette	32	1059	33.1	1075	33.6	-0.5
7.	Creighton	35	1223	34.9	1257	35.9	-1.0
8.	Providence	33	1100	33.3	1142	34.6	-1.3
9.	DePaul	32	1056	33.0	1101	34.4	-1.4
10.	St. John's	33	1136	34.4	1285	38.9	-4.5

BLOCKED SHOTS

##	Team	G	Blocks	Avg/G
1.	St. John's	33	197	6.0
2.	Georgetown	32	147	4.6
3.	Marquette	32	115	3.6
4.	Villanova	36	109	3.0
5.	Providence	33	98	3.0
6.	Creighton	35	102	2.9
7.	DePaul	32	92	2.9
8.	Butler	34	96	2.8
9.	Xavier	38	100	2.6
10.	Seton Hall	33	83	2.5

ASSISTS

##	Team	G	Assists	Avg/G
1.	Creighton	35	598	17.1
2.	Marquette	32	525	16.4
3.	Georgetown	32	480	15.0
4.	Xavier	38	560	14.7
5.	Providence	33	471	14.3
6.	Villanova	36	505	14.0
7.	St. John's	33	446	13.5
8.	Butler	34	453	13.3
9.	Seton Hall	33	404	12.2
10.	DePaul	32	365	11.4

STEALS

##	Team	G	Steals	Avg/G
1.	Marquette	32	231	7.2
2.	Villanova	36	259	7.2
3.	Seton Hall	33	228	6.9
4.	St. John's	33	224	6.8
5.	DePaul	32	213	6.7
6.	Providence	33	218	6.6
7.	Butler	34	206	6.1
8.	Creighton	35	212	6.1
9.	Xavier	38	228	6.0
10.	Georgetown	32	175	5.5

ASSIST/TURNOVER RATIO

##	Team	G	Asst	Avg	Turn	Avg	Ratio
1.	Creighton	35	598	17.1	435	12.4	1.4
2.	Marquette	32	525	16.4	396	12.4	1.3
3.	Butler	34	453	13.3	346	10.2	1.3
4.	Villanova	36	505	14.0	402	11.2	1.3
5.	Xavier	38	560	14.7	478	12.6	1.2
6.	Providence	33	471	14.3	412	12.5	1.1
7.	Georgetown	32	480	15.0	454	14.2	1.1
8.	St. John's	33	446	13.5	433	13.1	1.0
9.	Seton Hall	33	404	12.2	449	13.6	0.9
10.	DePaul	32	365	11.4	451	14.1	0.8

CONFERENCE GAMES ONLY

2016-17 Individual Statistics

SCORING

##	Player-Team	Cl	G	FG	3FG	FT	Pts	Avg/G
1.	HART, Josh-VU	Sr	18	119	37	52	327	18.2
2.	FOSTER, Marcus-CU	Jr	18	126	32	40	324	18.0
3.	PONDS, Shamorie-SJU	Fr	18	107	29	80	323	17.9
4.	RODRIGUEZ, Desi-SHU	Jr	18	112	43	45	312	17.3
5.	PRYOR, Rodney-GU	Sr	18	117	42	32	308	17.1
6.	DELGADO, Angel-SHU	Jr	18	114	0	67	295	16.4
7.	LOVETT, Marcus-SJU	Fr	18	98	29	68	293	16.3
8.	BRUNSON, Jalen-VU	So	18	99	21	71	290	16.1
9.	BLUIETT, Trevon-XU	Jr	16	81	35	57	254	15.9
10.	CARRINGTON, Khadeen-SHU	Jr	18	90	28	72	280	15.6
11.	HOWARD, Markus-MU	Fr	18	97	55	28	277	15.4
12.	PEAK, LJ-GU	Jr	18	93	16	71	273	15.2
13.	GARRETT, Billy-DPU	Sr	18	85	26	76	272	15.1
14.	MACURA, J.P.-XU	Jr	18	85	28	67	265	14.7
15.	MARTIN, Kelan-BU	Jr	18	87	26	58	258	14.3
16.	AHMED, Bashir-SJU	Jr	18	82	27	63	254	14.1
17.	JENKINS, Kris-VU	Sr	18	71	45	66	253	14.1
18.	CAIN, Eli-DPU	So	18	86	24	52	248	13.8
19.	BULLOCK, Rodney-PC	Jr	18	87	21	52	247	13.7
20.	PATTON, Justin-CU	Fr	18	108	3	24	243	13.5
21.	CARTWRIGHT, Kyron-PC	Jr	18	84	18	54	240	13.3
22.	THOMAS, Khyri-CU	So	18	90	22	31	233	12.9
23.	ROWSEY, Andrew-MU	Jr	18	62	44	58	226	12.6
24.	REINHARDT, Katin-MU	Sr	18	74	40	20	208	11.6
25.	LINDSEY, Jalen-PC	Jr	17	60	44	30	194	11.4
26.	BALDWIN, Kamar-BU	Fr	18	82	20	20	204	11.3
27.	JOHNSON, Jajuan-MU	Sr	17	67	15	41	190	11.2
28.	HOLT, Emmitt-PC	Jr	18	72	12	42	198	11.0
29.	SAVAGE, Kethan-BU	Sr	18	61	11	56	189	10.5
30.	BRIDGES, Mikal-VU	So	18	65	24	31	185	10.3

REBOUNDING

##	Player-Team	Cl	G	OFF	DEF	TOT	Avg/G
1.	DELGADO, Angel-SHU	Jr	18	95	158	253	14.1
2.	GASTON, RaShid-XU	Sr	18	50	69	119	6.6
	MARTIN, Kelan-BU	Jr	18	19	100	119	6.6
4.	HART, Josh-VU	Sr	18	29	88	117	6.5
5.	PATTON, Justin-CU	Fr	18	29	84	113	6.3
6.	BULLOCK, Rodney-PC	Jr	18	25	86	111	6.2
	THOMAS, Khyri-CU	So	18	33	78	111	6.2
	MCCALLUM, Tre'Darius-DPU	Jr	18	19	92	111	6.2
9.	BLUIETT, Trevon-XU	Jr	16	16	81	97	6.1
10.	FISCHER, Luke-MU	Sr	18	47	59	106	5.9
11.	AHMED, Bashir-SJU	Jr	18	33	65	98	5.4
12.	OWENS, Tariq-SJU	So	17	31	61	92	5.4
13.	WIDEMAN, Tyler-BU	Jr	18	47	48	95	5.3
	AGAU, Akoy-GU	Jr	18	19	76	95	5.3
15.	HAUSER, Sam-MU	Fr	18	19	74	93	5.2
16.	PRYOR, Rodney-GU	Sr	18	20	72	92	5.1
17.	GATES, Kaiser-XU	So	18	26	63	89	4.9
18.	CYRUS, Brandon-DPU	Fr	18	32	55	87	4.8
19.	SANOGO, Ismael-SHU	Jr	15	21	50	71	4.7
20.	BRIDGES, Mikal-VU	So	18	20	64	84	4.7

FIELD GOAL PCT (MIN. 3.0 MADE PER GAME)

##	Player-Team	Cl	G	FG	FGA	Pct
1.	PATTON, Justin-CU	Fr	18	108	163	.663
2.	FISCHER, Luke-MU	Sr	18	76	117	.650
3.	GASTON, RaShid-XU	Sr	18	68	105	.648
4.	BRUNSON, Jalen-VU	So	18	99	177	.559
5.	DELGADO, Angel-SHU	Jr	18	114	209	.545
6.	HOWARD, Markus-MU	Fr	18	97	184	.527
7.	BRIDGES, Mikal-VU	So	18	65	124	.524
8.	HOLT, Emmitt-PC	Jr	18	72	143	.503
9.	BALDWIN, Kamar-BU	Fr	18	82	168	.488
10.	THOMAS, Khyri-CU	So	18	90	185	.486
11.	HART, Josh-VU	Sr	18	119	245	.486
12.	LOVETT, Marcus-SJU	Fr	18	98	207	.473
13.	SAVAGE, Kethan-BU	Sr	18	61	129	.473
14.	ROWSEY, Andrew-MU	Jr	18	62	132	.470
15.	PEAK, LJ-GU	Jr	18	93	201	.463

3-POINT FG PCT (MIN. 1.0 MADE PER GAME)

##	Player-Team	Cl	G	3FG	FGA	Pct
1.	HOWARD, Markus-MU	Fr	18	55	96	.573
2.	ROWSEY, Andrew-MU	Jr	18	44	91	.484
	LINDSEY, Jalen-PC	Jr	17	44	91	.484
4.	ZIERDEN, Isaiah-CU	Sr	18	22	49	.449
5.	HUFF, Cole-CU	Sr	18	29	65	.446
6.	WOODSON, Avery-BU	Sr	18	41	96	.427
7.	RODRIGUEZ, Desi-SHU	Jr	18	43	102	.422
8.	REINHARDT, Katin-MU	Sr	18	40	96	.417
9.	HAUSER, Sam-MU	Fr	18	31	76	.408
10.	BRIDGES, Mikal-VU	So	18	24	62	.387
11.	BERNARD, Malcolm-XU	Sr	18	23	60	.383
12.	CARTWRIGHT, Kyron-PC	Jr	18	18	47	.383
13.	HART, Josh-VU	Sr	18	37	97	.381
14.	MUSSINI, Federico-SJU	So	16	25	66	.379
15.	DERRICKSON, Marcus-GU	So	18	23	61	.377

FREE THROW PCT (MIN. 2.0 MADE PER GAME)

##	Player-Team	Cl	G	FTM	FTA	Pct
1.	ROWSEY, Andrew-MU	Jr	18	58	62	.935
2.	JENKINS, Kris-VU	Sr	18	66	76	.868
3.	BRUNSON, Jalen-VU	So	18	71	82	.866
4.	GARRETT, Billy-DPU	Sr	18	76	91	.835
5.	PONDS, Shamorie-SJU	Fr	18	80	97	.825
6.	LOVETT, Marcus-SJU	Fr	18	68	84	.810
7.	PEAK, LJ-GU	Jr	18	71	90	.789
8.	FOSTER, Marcus-CU	Jr	18	40	51	.784
9.	JOHNSON, Jajuan-MU	Sr	17	41	53	.774
10.	SAVAGE, Kethan-BU	Sr	18	56	73	.767
11.	DIALLO, Alpha-PC	Fr	18	51	67	.761
12.	CHRABASCZ, Andrew-BU	Sr	18	49	65	.754
13.	MACURA, J.P.-XU	Jr	18	67	89	.753
14.	CARRINGTON, Khadeen-SHU	Jr	18	72	96	.750
	CARTWRIGHT, Kyron-PC	Jr	18	54	72	.750

ASSISTS

##	Player-Team	Cl	G	Assists	Avg/G
1.	CARTWRIGHT, Kyron-PC	Jr	18	112	6.2
2.	BRUNSON, Jalen-VU	So	18	82	4.6
3.	THOMAS, Khyri-CU	So	18	70	3.9
4.	GOODIN, Quentin-XU	Fr	18	69	3.8
5.	CARRINGTON, Khadeen-SHU	Jr	18	66	3.7
6.	LOVETT, Marcus-SJU	Fr	18	64	3.6
7.	CAIN, Eli-DPU	So	18	63	3.5
	CHRABASCZ, Andrew-BU	Sr	18	63	3.5
9.	PEAK, LJ-GU	Jr	18	61	3.4
10.	GARRETT, Billy-DPU	Sr	18	60	3.3
11.	JONES, Madison-SHU	Sr	18	58	3.2
12.	LEWIS, Tyler-BU	Sr	18	55	3.1
13.	ROWSEY, Andrew-MU	Jr	18	52	2.9
	HART, Josh-VU	Sr	18	52	2.9
15.	MACURA, J.P.-XU	Jr	18	50	2.8

STEALS

##	Player-Team	Cl	G	Steals	Avg/G
1.	PONDS, Shamorie-SJU	Fr	18	42	2.3
2.	BRIDGES, Mikal-VU	So	18	36	2.0
3.	JOHNSON, Jajuan-MU	Sr	17	31	1.8
4.	LOVETT, Marcus-SJU	Fr	18	32	1.8
5.	HART, Josh-VU	Sr	18	31	1.7
6.	JONES, Madison-SHU	Sr	18	30	1.7
7.	MCCALLUM, Tre'Darius-DPU	Jr	18	29	1.6
8.	THOMAS, Khyri-CU	So	18	27	1.5
	BALDWIN, Kamar-BU	Fr	18	27	1.5
10.	GARRETT, Billy-DPU	Sr	18	25	1.4
11.	SAVAGE, Kethan-BU	Sr	18	23	1.3
	CARRINGTON, Khadeen-SHU	Jr	18	23	1.3
13.	JENKINS, Kris-VU	Sr	18	22	1.2
14.	GOODIN, Quentin-XU	Fr	18	21	1.2
	CARTWRIGHT, Kyron-PC	Jr	18	21	1.2

BLOCKED SHOTS

##	Player-Team	Cl	G	Blocks	Avg/G
1.	OWENS, Tariq-SJU	So	17	33	1.9
2.	FISCHER, Luke-MU	Sr	18	32	1.8
3.	YAKWE, Kassoum-SJU	So	18	28	1.6
4.	PATTON, Justin-CU	Fr	18	26	1.4
5.	BRIDGES, Mikal-VU	So	18	20	1.1
6.	AGAU, Akoy-GU	Jr	18	17	0.9
	MCCALLUM, Tre'Darius-DPU	Jr	18	17	0.9
	BULLOCK, Rodney-PC	Jr	18	17	0.9
9.	GOVAN, Jessie-GU	So	18	15	0.8
	HAUSER, Sam-MU	Fr	18	15	0.8
11.	WIDEMAN, Tyler-BU	Jr	18	13	0.7
	AHMED, Bashir-SJU	Jr	18	13	0.7
13.	DERRICKSON, Marcus-GU	So	18	12	0.7
	HOLT, Emmitt-PC	Jr	18	12	0.7
15.	PASCHALL, Eric-VU	So	18	11	0.6

ASSIST/TURNOVER RATIO (MIN. 3.0 ASSISTS/GAME)

##	Player-Team	Cl	G	Asst	Avg	Turn	Avg	Ratio
1.	LEWIS, Tyler-BU	Sr	18	55	3.1	15	0.8	3.7
2.	GOODIN, Quentin-XU	Fr	18	69	3.8	31	1.7	2.2
3.	CARTWRIGHT, Kyron-PC	Jr	18	112	6.2	51	2.8	2.2
4.	BRUNSON, Jalen-VU	So	18	82	4.6	47	2.6	1.7
5.	CARRINGTON, Khadeen-SHU	Jr	18	66	3.7	39	2.2	1.7
6.	THOMAS, Khyri-CU	So	18	70	3.9	42	2.3	1.7
7.	CHRABASCZ, Andrew-BU	Sr	18	63	3.5	39	2.2	1.6
8.	CAIN, Eli-DPU	So	18	63	3.5	42	2.3	1.5
9.	JONES, Madison-SHU	Sr	18	58	3.2	39	2.2	1.5
10.	LOVETT, Marcus-SJU	Fr	18	64	3.6	47	2.6	1.4
11.	PEAK, LJ-GU	Jr	18	61	3.4	50	2.8	1.2
12.	GARRETT, Billy-DPU	Sr	18	60	3.3	61	3.4	1.0

SCORING OFFENSE

##	Team	G	W-L	Pts	Avg/G
1.	Marquette	18	10-8	1451	80.6
2.	Creighton	18	10-8	1408	78.2
3.	Villanova	18	15-3	1373	76.3
4.	St. John's	18	7-11	1369	76.1
5.	Butler	18	12-6	1367	75.9
6.	Xavier	18	9-9	1340	74.4
7.	Seton Hall	18	10-8	1286	71.4
8.	Georgetown	18	5-13	1273	70.7
9.	Providence	18	10-8	1265	70.3
10.	DePaul	18	2-16	1193	66.3

SCORING DEFENSE

##	Team	G	Pts	Avg/G
1.	Villanova	18	1162	64.6
2.	Providence	18	1276	70.9
3.	Butler	18	1291	71.7
4.	Seton Hall	18	1300	72.2
5.	Georgetown	18	1326	73.7
6.	Creighton	18	1331	73.9
7.	Xavier	18	1361	75.6
8.	Marquette	18	1390	77.2
9.	DePaul	18	1400	77.8
10.	St. John's	18	1488	82.7

SCORING MARGIN

##	Team	G	OFF	DEF	Margin
1.	Villanova	18	76.3	64.6	+11.7
2.	Creighton	18	78.2	73.9	+4.3
3.	Butler	18	75.9	71.7	+4.2
4.	Marquette	18	80.6	77.2	+3.4
5.	Providence	18	70.3	70.9	-0.6
6.	Seton Hall	18	71.4	72.2	-0.8
7.	Xavier	18	74.4	75.6	-1.2
8.	Georgetown	18	70.7	73.7	-2.9
9.	St. John's	18	76.1	82.7	-6.6
10.	DePaul	18	66.3	77.8	-11.5

FREE THROW PCT

##	Team	G	FTM	FTA	Pct
1.	Villanova	18	270	338	.799
2.	Butler	18	281	367	.766
3.	Marquette	18	243	324	.750
4.	St. John's	18	307	412	.745
5.	DePaul	18	233	318	.733
6.	Creighton	18	198	277	.715
7.	Georgetown	18	259	371	.698
8.	Providence	18	274	401	.683
9.	Xavier	18	302	447	.676
10.	SetonHall	18	243	373	.651

FIELD GOAL PERCENTAGES

##	Team	G	FG	FGA	Pct
1.	Creighton	18	533	1078	.494
2.	Villanova	18	478	969	.493
3.	Marquette	18	506	1044	.485
4.	Butler	18	477	1018	.469
5.	Xavier	18	459	1009	.455
6.	Georgetown	18	453	996	.455
7.	Providence	18	434	971	.447
8.	SetonHall	18	462	1056	.438
9.	St. John's	18	467	1088	.429
10.	DePaul	18	424	1000	.424

FIELD GOAL PCT DEFENSE

##	Team	G	FG	FGA	Pct
1.	Villanova	18	418	1007	.415
2.	Georgetown	18	448	1044	.429
3.	Creighton	18	484	1088	.445
4.	SetonHall	18	462	1019	.453
5.	Butler	18	451	982	.459
6.	Providence	18	467	1012	.461
7.	Xavier	18	478	1015	.471
8.	Marquette	18	496	1053	.471
9.	St. John's	18	514	1057	.486
10.	DePaul	18	475	952	.499

CONFERENCE GAMES ONLY
2016-17 Team Statistics

3-POINT FG PCT

##	Team	G	FG	FGA	Pct
1.	Marquette	18	196	437	.449
2.	Providence	18	123	330	.373
3.	Creighton	18	144	387	.372
4.	Butler	18	132	380	.347
5.	Villanova	18	147	424	.347
6.	DePaul	18	112	331	.338
7.	Xavier	18	120	364	.330
8.	St.John's	18	128	389	.329
9.	SetonHall	18	119	362	.329
10.	Georgetown	18	108	333	.324

3-POINT FG PCT DEFENSE

##	Team	G	FG	FGA	Pct
1.	Villanova	18	137	421	.325
2.	Georgetown	18	113	335	.337
3.	Xavier	18	137	403	.340
4.	Creighton	18	136	396	.343
5.	Butler	18	134	382	.351
6.	Providence	18	121	344	.352
7.	SetonHall	18	121	336	.360
8.	Marquette	18	138	372	.371
9.	St.John's	18	136	357	.381
10.	DePaul	18	156	391	.399

REBOUNDING OFFENSE

##	Team	G	Reb	Avg/G
1.	Seton Hall	18	697	38.7
2.	Xavier	18	670	37.2
3.	Georgetown	18	634	35.2
4.	Creighton	18	600	33.3
5.	Butler	18	591	32.8
6.	Marquette	18	587	32.6
7.	Providence	18	586	32.6
8.	Villanova	18	584	32.4
9.	St. John's	18	567	31.5
10.	DePaul	18	548	30.4

REBOUNDING DEFENSE

##	Team	G	Reb	Avg/G
1.	Xavier	18	545	30.3
2.	Villanova	18	546	30.3
3.	Butler	18	562	31.2
4.	Seton Hall	18	583	32.4
5.	Marquette	18	607	33.7
6.	DePaul	18	609	33.8
7.	Providence	18	615	34.2
8.	Georgetown	18	616	34.2
9.	Creighton	18	662	36.8
10.	St. John's	18	719	39.9

BLOCKED SHOTS

##	Team	G	Blocks	Avg/G
1.	St. John's	18	96	5.3
2.	Georgetown	18	69	3.8
3.	Marquette	18	65	3.6
4.	Villanova	18	55	3.1
5.	Creighton	18	49	2.7
	Providence	18	49	2.7
	DePaul	18	49	2.7
8.	Butler	18	47	2.6
9.	Seton Hall	18	41	2.3
10.	Xavier	18	34	1.9

ASSISTS

##	Team	G	Assists	Avg/G
1.	Creighton	18	303	16.8
2.	Marquette	18	297	16.5
3.	Georgetown	18	273	15.2
4.	Xavier	18	272	15.1
5.	Villanova	18	253	14.1
6.	Providence	18	246	13.7
7.	Seton Hall	18	236	13.1
8.	Butler	18	222	12.3
9.	St. John's	18	217	12.1
10.	DePaul	18	199	11.1

STEALS

##	Team	G	Steals	Avg/G
1.	Villanova	18	136	7.6
2.	St. John's	18	135	7.5
3.	DePaul	18	129	7.2
4.	Seton Hall	18	122	6.8
5.	Marquette	18	118	6.6
	Providence	18	118	6.6
7.	Butler	18	109	6.1
8.	Creighton	18	107	5.9
9.	Xavier	18	97	5.4
10.	Georgetown	18	86	4.8

REBOUNDING MARGIN

##	Team	G	TEAM	Avg	OPP	Avg	Margin
1.	Xavier	18	670	37.2	545	30.3	+6.9
2.	Seton Hall	18	697	38.7	583	32.4	+6.3
3.	Villanova	18	584	32.4	546	30.3	+2.1
4.	Butler	18	591	32.8	562	31.2	+1.6
5.	Georgetown	18	634	35.2	616	34.2	+1.0
6.	Marquette	18	587	32.6	607	33.7	-1.1
7.	Providence	18	586	32.6	615	34.2	-1.6
8.	DePaul	18	548	30.4	609	33.8	-3.4
9.	Creighton	18	600	33.3	662	36.8	-3.4
10.	St. John's	18	567	31.5	719	39.9	-8.4

TURNOVER MARGIN

##	Team	G	TEAM	Avg	OPP	Avg	Margin
1.	St. John's	18	230	12.8	291	16.2	+3.4
2.	Butler	18	185	10.3	224	12.4	+2.2
3.	Villanova	18	214	11.9	240	13.3	+1.4
4.	Creighton	18	225	12.5	241	13.4	+0.9
5.	Providence	18	221	12.3	231	12.8	+0.6
6.	Marquette	18	222	12.3	215	11.9	-0.4
7.	DePaul	18	253	14.1	244	13.6	-0.5
8.	Xavier	18	233	12.9	197	10.9	-2.0
9.	Seton Hall	18	245	13.6	204	11.3	-2.3
10.	Georgetown	18	255	14.2	196	10.9	-3.3

ASSIST/TURNOVER RATIO

##	Team	G	Asst	Avg	Turn	Avg	Ratio
1.	Creighton	18	303	16.8	225	12.5	1.3
2.	Marquette	18	297	16.5	222	12.3	1.3
3.	Butler	18	222	12.3	185	10.3	1.2
4.	Villanova	18	253	14.1	214	11.9	1.2
5.	Xavier	18	272	15.1	233	12.9	1.2
6.	Providence	18	246	13.7	221	12.3	1.1
7.	Georgetown	18	273	15.2	255	14.2	1.1
8.	Seton Hall	18	236	13.1	245	13.6	1.0
9.	St. John's	18	217	12.1	230	12.8	0.9
10.	DePaul	18	199	11.1	253	14.1	0.8

INDIVIDUAL PLAYER GAME HIGHS (ALL GAMES)**Points**

- 41 CARRINGTON, Khadeen (Seton Hall) vs Creighton (02/15/17)
- 40 BLUIETT, Trevon (Xavier) at Cincinnati (01/26/17)
- 37 HART, Josh (Villanova) vs Notre Dame (12/10/16)

Field goals made

- 13 PRYOR, Rodney (Georgetown) vs USC Upstate (11/12/16)
- 13 FOSTER, Marcus (Creighton) vs Marquette (01/21/17)
- 13 FOSTER, Marcus (Creighton) vs Georgetown (02/19/17)

Field goal attempts

- 27 LOVETT, Marcus (St. John's) at Minnesota (11/18/16)
- 25 PONDS, Shamorie (St. John's) vs Providence (3/4/17)
- 24 FOSTER, Marcus (Creighton) vs Marquette (01/21/17)

Field goal percentage

- 1.000 (8-8) PATTON, Justin (Creighton) vs Loyola MD (11/26/16)
- 1.000 (8-8) JONES, Tyrique (Xavier) at Creighton (02/04/17)
- 1.000 (7-7) LEWIS, Tyler (Butler) vs Northern Colorado (11/12/16)
- 1.000 (7-7) BRUNSON, Jalen (Villanova) at Seton Hall (02/18/17)

3-Pt FG made

- 9 BLUIETT, Trevon (Xavier) at Cincinnati (01/26/17)
- 9 HOWARD, Markus (Marquette) vs Xavier (2/18/17)
- 7 PRYOR, Rodney (Georgetown) vs Coppin State (11/30/16)
- 7 POWELL, Myles (Seton Hall) vs Columbia (12/01/16)
- 7 PONDS, Shamorie (St. John's) vs Fordham (12/8/16)
- 7 CAIN, Eli (DePaul) vs Chicago State (12/17/16)

3-Pt FG attempts

- 13 BLUIETT, Trevon (Xavier) at Colorado (12/7/16)
- 13 ROWSEY, Andrew (Marquette) vs St. Francis (PA) (12/19/16)
- 13 JENKINS, Kris (Villanova) vs St. John's (3/9/17)

3-Pt percentage

- 1.000 (4-4) CARRINGTON, Khadeen (Seton Hall) vs Cent. Conn. (11/13/16)
- 1.000 (4-4) ZIERDEN, Isaiah (Creighton) vs NC State (11/20/16)
- 1.000 (4-4) ZIERDEN, Isaiah (Creighton) vs Marquette (01/21/17)
- 1.000 (3-3) WATSON Jr., Maurice (Creighton) vs UMKC (11/11/16)
- 1.000 (3-3) THOMAS, Khyri (Creighton) vs Wisconsin (11/15/16)
- 1.000 (3-3) LOVETT, Marcus (St. John's) at Tulane (12/02/16)
- 1.000 (3-3) LEWIS, Tyler (Butler) at Indiana State (12/07/16)
- 1.000 (3-3) MCCALLUM, Tre'Darius (DePaul) vs Chicago State (12/17/16)
- 1.000 (3-3) MARTIN, Kelan (Butler) vs Vermont (12/21/16)
- 1.000 (3-3) MOSELY, Jagan (Georgetown) vs Butler (01/07/17)
- 1.000 (3-3) BRIDGES, Mikal (Villanova) vs Marquette (1/7/17)
- 1.000 (3-3) BRUNSON, Jalen (Villanova) vs Marquette (1/7/17)
- 1.000 (3-3) JACKSON, Isaiah (Providence) at Villanova (1/21/17)
- 1.000 (3-3) GOVAN, Jessie (Georgetown) at Butler (1/28/17)
- 1.000 (3-3) FOWLER, Nate (Butler) at Providence (2/11/17)
- 1.000 (3-3) BERNARD, Malcolm (Xavier) vs Arizona (03/23/17)

Free throws made

- 18 CARRINGTON, Khadeen (Seton Hall) vs Creighton (02/15/17)
- 14 HART, Josh (Villanova) vs Notre Dame (12/10/16)
- 14 SUMNER, Edmond (Xavier) at Georgetown (12/31/16)

Free throw attempts

- 22 CARRINGTON, Khadeen (Seton Hall) vs Creighton (02/15/17)
- 17 SUMNER, Edmond (Xavier) at Georgetown (12/31/16)

Free throw percentage

- 1.000 (14-14) HART, Josh (Villanova) vs Notre Dame (12/10/16)
- 1.000 (11-11) CARRINGTON, Khadeen (Seton Hall) vs Marquette (3/9/17)
- 1.000 (10-10) MACURA, J.P. (Xavier) vs Buffalo (11/14/16)
- 1.000 (10-10) PEAK, LJ (Georgetown) vs St. John's (01/09/17)
- 1.000 (10-10) ROWSEY, Andrew (Marquette) vs Providence (1/28/17)
- 1.000 (9-9) PONDS, Shamorie (St. John's) at Butler (2/15/17)
- 1.000 (9-9) ROWSEY, Andrew (Marquette) at Xavier (03/01/17)

Rebounds

- 22 DELGADO, Angel (Seton Hall) vs Butler (01/25/17)
- 20 DELGADO, Angel (Seton Hall) vs St. John's (01/22/17)
- 19 DELGADO, Angel (Seton Hall) at Marquette (1/11/17)

Assists

- 14 WATSON Jr., Maurice (Creighton) at Providence (01/07/17)
- 13 WATSON Jr., Maurice (Creighton) vs Wash. St. (11/18/16)
- 13 WATSON Jr., Maurice (Creighton) vs Akron (12/03/16)

Steals

- 6 JOHNSON, Jajuan (Marquette) vs Vanderbilt (11/11/16)
- 6 RODRIGUEZ, Desi (Seton Hall) vs Columbia (12/01/16)
- 6 JOHNSON, Jajuan (Marquette) at Seton Hall (01/01/17)
- 6 PONDS, Shamorie (St. John's) at Creighton (02/28/17)

Blocked shots

- 7 YAKWE, Kassoum (St. John's) vs Delaware State (11/29/16)
- 7 FISCHER, Luke (Marquette) at DePaul (2/4/17)

Turnovers

- 8 WATSON Jr., Maurice (Creighton) vs Butler (01/11/17)

TEAM GAME HIGHS (ALL GAMES)**Points**

- 113 Creighton vs Longwood (12/09/16)
- 112 Creighton vs NC State (11/20/16)
- 110 Butler vs St. John's (2/15/17)

Margin

- 55 (113-58) Creighton vs Longwood (12/09/16)
- 52 (96-44) Georgetown vs Coppin State (11/30/16)
- 48 (109-61) DePaul vs Chicago State (12/17/16)

Field goals made

- 41 Creighton vs Longwood (12/09/16)
- 40 Creighton vs Washington State (11/18/16)
- 40 Creighton vs NC State (11/20/16)
- 40 Creighton vs Truman State (01/14/17)

Field goal attempts

- 79 St. John's at Minnesota (11/18/16)
- 79 Creighton vs Truman State (01/14/17)

Field goal percentage

- .673 (33-49) Villanova at Seton Hall (02/18/17)
- .667 (38-57) DePaul vs Chicago State (12/17/16)
- .667 (36-54) Georgetown vs USC Upstate (11/12/16)

3-Pt FG made

- 16 Villanova vs Wake Forest (11/18/16)
- 16 Creighton vs OLE MISS (11/21/16)
- 16 St. John's at Tulane (12/02/16)
- 16 Villanova vs St. Joseph's (12/3/16)

3-Pt FG attempts

- 41 Villanova vs Lafayette (11/11/16)
- 37 St. John's vs Delaware State (11/29/16)
- 36 Marquette vs Xavier (2/18/17)

3-Pt percentage

- .650 (13-20) DePaul vs Chicago State (12/17/16)
- .650 (13-20) Creighton vs Xavier (3/10/17)

CONFERENCE GAMES ONLY

2016-17 Game Highs

Free throws made

- 37 Georgetown vs Maryland (11/15/16)
- 36 Georgetown vs La Salle (12/10/16)
- 36 Xavier vs Georgetown (01/22/17)

Free throw attempts

- 49 Xavier vs Georgetown (01/22/17)
- 43 Georgetown vs La Salle (12/10/16)
- 42 Georgetown vs Maryland (11/15/16)

Free throw percentage

- 1.000 (15-15) Butler vs Villanova (1/4/17)
- 1.000 (12-12) Villanova vs Central Florida (11/20/16)
- 1.000 (11-11) Villanova vs Providence (1/21/17)
- 1.000 (8-8) St. John's vs Delaware State (11/29/16)

Rebounds

- 55 Georgetown vs Coppin State (11/30/16)
- 55 Creighton vs Truman State (01-14-17)
- 54 St. John's at Minnesota (11/18/16)
- 54 Seton Hall at Marquette (1/11/17)

Assists

- 27 Creighton vs Longwood (12/09/16)
- 27 St. John's at Syracuse (12/21/16)
- 26 Butler vs Norfolk State (11/21/16)

Steals

- 14 Marquette vs Western Carolina (11/30/16)
- 14 DePaul vs Providence (1/10/17)

Blocked shots

- 10 Georgetown vs Oregon (11/21/16)
- 10 St. John's vs Fordham (12/8/16)
- 10 Georgetown vs UNCG (12/22/16)

Turnovers

- 28 Georgetown vs Oklahoma State (11/23/16)
- 23 Seton Hall vs Stanford (11/27/16)
- 23 Villanova vs St. John's (2/4/17)

Fouls

- 34 Georgetown at Xavier (01/22/17)
- 29 Butler vs Xavier (1/14/17)
- 29 Xavier at Cincinnati (01/26/17)
- 29 Xavier at St. John's (1/29/17)

INDIVIDUAL PLAYER GAME HIGHS

(CONFERENCE GAMES ONLY)

Points

- 41 CARRINGTON, Khadeen (Seton Hall) vs Creighton (02/15/17)
- 35 FOSTER, Marcus (Creighton) vs Georgetown (02/19/17)
- 34 HOWARD, Markus (Marquette) vs Xavier (2/18/17)
- 32 LOVETT, Marcus (St. John's) at Xavier (01/07/17)
- 32 CAIN, Eli (DePaul) vs Butler (1/21/17)

Field goals made

- 13 FOSTER, Marcus (Creighton) vs Marquette (01/21/17)
- 13 FOSTER, Marcus (Creighton) vs Georgetown (02/19/17)
- 12 PONDS, Shamorie (St. John's) vs Providence (3/4/17)

Field goal attempts

- 25 PONDS, Shamorie (St. John's) vs Providence (3/4/17)
- 24 FOSTER, Marcus (Creighton) vs Marquette (01/21/17)

Field goal percentage

- 1.000 (8-8) JONES, Tyrrique (Xavier) at Creighton (02/04/17)
- 1.000 (7-7) BRUNSON, Jalen (Villanova) at Seton Hall (02/18/17)
- 1.000 (6-6) GASTON, RaShid (Xavier) vs Providence (12/28/16)
- 1.000 (6-6) HELDT, Matt (Marquette) vs St. John's (2/21/17)

3-Pt FG made

- 9 HOWARD, Markus (Marquette) vs Xavier (2/18/17)
- 6 JENKINS, Kris (Villanova) vs Marquette (1/7/17)
- 6 ROWSEY, Andrew (Marquette) vs DePaul (1/14/17)
- 6 CAIN, Eli (DePaul) vs Butler (1/21/17)

- 6 POWELL, Myles (Seton Hall) at Xavier (02/01/17)
- 6 WOODSON, Avery (Butler) vs St. John's (2/15/17)
- 6 FOSTER, Marcus (Creighton) at Villanova (02/25/17)
- 6 HOWARD, Markus (Marquette) at Providence (2/25/17)

3-Pt FG attempts

- 12 JENKINS, Kris (Villanova) at Creighton (12/31/16)
- 12 POWELL, Myles (Seton Hall) at Xavier (02/01/17)
- 12 HOWARD, Markus (Marquette) vs Xavier (2/18/17)
- 11 FOSTER, Marcus (Creighton) vs Villanova (12/31/16)
- 11 PRYOR, Rodney (Georgetown) at Providence (01/04/17)
- 11 CAIN, Eli (DePaul) vs Butler (1/21/17)
- 11 BLUIETT, Trevon (Xavier) at DePaul (3/4/17)

3-Pt percentage

- 1.000 (4-4) ZIERDEN, Isaiah (Creighton) vs Marquette (01/21/17)
- 1.000 (3-3) MOSELY, Jagan (Georgetown) vs Butler (01/07/17)
- 1.000 (3-3) BRIDGES, Mikal (Villanova) vs Marquette (1/7/17)
- 1.000 (3-3) BRUNSON, Jalen (Villanova) vs Marquette (1/7/17)
- 1.000 (3-3) JACKSON, Isaiah (Providence) at Villanova (1/21/17)
- 1.000 (3-3) GOVAN, Jessie (Georgetown) at Butler (1/28/17)
- 1.000 (3-3) FOWLER, Nate (Butler) at Providence (2/11/17)

Free throws made

- 18 CARRINGTON, Khadeen (Seton Hall) vs Creighton (02/15/17)
- 14 SUMNER, Edmond (Xavier) at Georgetown (12/31/16)
- 12 SUMNER, Edmond (Xavier) at Butler (1/14/17)
- 12 DELGADO, Angel (Seton Hall) at Georgetown (02/04/17)

Free throw attempts

- 22 CARRINGTON, Khadeen (Seton Hall) vs Creighton (02/15/17)
- 17 SUMNER, Edmond (Xavier) at Georgetown (12/31/16)
- 15 DELGADO, Angel (Seton Hall) at Georgetown (02/04/17)

Free throw percentage

- 1.000 (10-10) PEAK, LJ (Georgetown) vs St. John's (01/09/17)
- 1.000 (10-10) ROWSEY, Andrew (Marquette) vs Providence (1/28/17)
- 1.000 (9-9) PONDS, Shamorie (St. John's) at Butler (2/15/17)
- 1.000 (9-9) ROWSEY, Andrew (Marquette) at Xavier (03/01/17)
- 1.000 (8-8) LOVETT, Marcus (St. John's) at Xavier (01/07/17)
- 1.000 (8-8) BALDWIN, Kamar (Butler) vs Xavier (1/14/17)
- 1.000 (8-8) CAIN, Eli (DePaul) at St. John's (1/16/17)
- 1.000 (8-8) PONDS, Shamorie (St. John's) at Providence (1/25/17)
- 1.000 (8-8) DIALLO, Alpha (Providence) vs St. John's (1/25/17)
- 1.000 (8-8) JENKINS, Kris (Villanova) at DePaul (2/13/17)
- 1.000 (8-8) BRUNSON, Jalen (Villanova) at Georgetown (03/04/17)

Rebounds

- 22 DELGADO, Angel (Seton Hall) vs Butler (01/25/17)
- 20 DELGADO, Angel (Seton Hall) vs St. John's (01/22/17)
- 19 DELGADO, Angel (Seton Hall) at Marquette (1/11/17)

Assists

- 14 WATSON Jr., Maurice (Creighton) at Providence (01/07/17)
- 11 CARTWRIGHT, Kyron (Providence) at Georgetown (01/16/17)
- 10 WATSON Jr., Maurice (Creighton) vs Seton Hall (12/28/16)
- 10 BRUNSON, Jalen (Villanova) at Seton Hall (02/18/17)
- 10 CARTWRIGHT, Kyron (Providence) at Creighton (02/22/17)

Steals

- 6 JOHNSON, Jajuan (Marquette) at Seton Hall (01/01/17)
- 6 PONDS, Shamorie (St. John's) at Creighton (02/28/17)

Blocked shots

- 7 FISCHER, Luke (Marquette) at DePaul (2/4/17)
- 6 FISCHER, Luke (Marquette) at Creighton (01/21/17)
- 5 AGAU, Akoy (Georgetown) vs Seton Hall (02/04/17)
- 5 PATTON, Justin (Creighton) vs Xavier (02/04/17)

Turnovers

- 8 WATSON Jr., Maurice (Creighton) vs Butler (01/11/17)
- 7 CHRABASCZ, Andrew (Butler) vs Providence (1/1/17)
- 7 BRUNSON, Jalen (Villanova) at St. John's (01/14/17)
- 7 MACURA, J.P. (Xavier) at Butler (1/14/17)
- 7 BRUNSON, Jalen (Villanova) at Providence (2/1/17)
- 7 FOSTER, Marcus (Creighton) vs St. John's (02/28/17)

TEAM GAME HIGHS

(CONFERENCE GAMES ONLY)

Points

- 110 Butler vs St. John's (2/15/17)
- 102 Marquette at Creighton (01/21/17)
- 97 Xavier vs St. John's (01/07/17)

Margin

- 35 (93-58) Creighton at DePaul (2/11/17)
- 31 (87-56) Seton Hall vs DePaul (01/07/17)
- 30 (76-46) Villanova vs Seton Hall (01/16/17)

Field goals made

- 36 Marquette at Creighton (01/21/17)

Field goal attempts

- 71 St. John's vs Creighton (1/4/17)
- 71 Seton Hall at Marquette (1/11/17)

Field goal percentage

- .673 (33-49) Villanova at Seton Hall (02/18/17)
- .653 (32-49) Villanova vs Marquette (1/7/17)
- .638 (30-47) Georgetown at Butler (1/28/17)

3-Pt FG made

- 14 Marquette at Villanova (1/7/17)
- 14 Villanova vs Marquette (1/7/17)
- 14 Marquette at DePaul (2/4/17)
- 14 Marquette vs Creighton (3/4/17)

3-Pt FG attempts

- 36 Marquette vs Xavier (2/18/17)
- 34 Villanova at Marquette (1/24/17)

3-Pt percentage

- .636 (14-22) Marquette at DePaul (2/4/17)
- .619 (13-21) Creighton at Butler (1/31/17)
- .609 (14-23) Villanova vs Marquette (1/7/17)

Free throws made

- 36 Xavier vs Georgetown (01/22/17)
- 33 Butler vs Xavier (1/14/17)

Free throw attempts

- 49 Xavier vs Georgetown (01/22/17)
- 40 Butler vs St. John's (2/15/17)

Free throw percentage

- 1.000 (15-15) Butler vs Villanova (1/4/17)
- 1.000 (11-11) Villanova vs Providence (1/21/17)

Rebounds

- 54 Seton Hall at Marquette (1/11/17)
- 52 Seton Hall vs Butler (01/25/17)
- 50 Georgetown vs St. John's (01/09/17)

Assists

- 24 Villanova vs Marquette (1/7/17)
- 24 Creighton at DePaul (2/11/17)
- 23 Creighton at Marquette (3/4/17)

Steals

- 14 DePaul vs Providence (1/10/17)
- 13 Creighton vs Seton Hall (12/28/16)
- 13 Marquette at Seton Hall (01/01/17)
- 13 Providence vs Xavier (2/15/17)

Blocked shots

- 9 St. John's at DePaul (1/1/17)
- 9 St. John's vs Seton Hall (2/11/17)

Turnovers

- 23 Villanova vs St. John's (2/4/17)
- 22 Georgetown at St. John's (2/25/17)

Fouls

- 34 Georgetown at Xavier (01/22/17)
- 29 Butler vs Xavier (1/14/17)
- 29 Xavier at St. John's (1/29/17)

OPPONENT GAME LOWS

(ALL GAMES)

Points

- 42 Xavier vs Northern Iowa (11/26/16)
- 44 Marquette vs Western Carolina (11/30/16)
- 44 Georgetown vs Coppin State (11/30/16)

Field goals made

- 14 Xavier vs Northern Iowa (11/26/16)
- 14 Marquette vs Western Carolina (11/30/16)

Field goal attempts

- 42 Providence vs Virginia (11/26/16)
- 42 DePaul at Villanova (12/28/16)
- 42 Providence at Butler (1/1/17)

Field goal percentage

- .271 (16-59) Georgetown vs Coppin State (11/30/16)
- .276 (16-58) Georgetown vs St. John's (01/09/17)
- .280 (14-50) Marquette vs Western Carolina (11/30/16)

3-Pt FG made

- 1 Providence vs Grambling State (11/19/16)
- 1 Marquette vs SIUE (12/21/16)
- 1 DePaul vs Missouri State (12/23/16)
- 1 Georgetown vs Creighton (01/25/17)
- 1 Seton Hall at Georgetown (02/04/17)

3-Pt FG attempts

- 2 Providence vs Grambling State (11/19/16)

3-Pt percentage

- .053 (1-19) Seton Hall at Georgetown (02/04/17)
- .056 (1-18) Georgetown vs Creighton (01/25/17)
- .063 (1-16) DePaul vs Missouri State (12/23/16)

Free throws made

- 2 Villanova vs Central Florida (11/20/16)
- 3 Villanova vs Temple (12/13/16)
- 3 Villanova vs Virginia (1/29/17)

Free throw attempts

- 3 Villanova vs Virginia (1/29/17)
- 5 Creighton vs Wisconsin (11/15/16)

Free throw percentage

- .286 (2-7) Villanova vs Central Florida (11/20/16)
- .375 (6-16) Creighton at Georgetown (01/25/17)

Rebounds

- 17 Villanova vs American (12/21/16)
- 19 Georgetown at Butler (1/28/17)

2016-17 Opponent Game Lows

Assists

3 Butler vs Northern Colorado (11/12/16)

Steals

1 Seton Hall vs Central Connecticut (11/13/16)
 1 Villanova vs Wake Forest (11/18/16)
 1 St. John's vs Michigan State (11/23/16)
 1 Creighton vs Buffalo (11/29/16)
 1 Xavier at Colorado (12/7/16)
 1 Xavier vs St. John's (01/07/17)

Blocked shots

0 Several

Turnovers

4 Villanova vs Wake Forest (11/18/16)
 4 Marquette at Butler (1/16/17)

Fouls

7 St. John's at Villanova (3/9/17)
 9 Creighton at Villanova (02/25/17)

OPPONENT GAME LOWS

(CONFERENCE GAMES ONLY)

Points

46 Villanova vs Seton Hall (01/16/17)
 51 Georgetown vs Creighton (01/25/17)

Field goals made

16 Georgetown vs St. John's (01/09/17)
 16 Villanova vs Seton Hall (01/16/17)

Field goal attempts

42 DePaul at Villanova (12/28/16)
 42 Providence at Butler (1/1/17)

Field goal percentage

.276 (16-58) Georgetown vs St. John's (01/09/17)
 .286 (18-63) Butler at Seton Hall (01/25/17)

3-Pt FG made

1 Georgetown vs Creighton (01/25/17)
 1 Seton Hall at Georgetown (02/04/17)

3-Pt FG attempts

11 Georgetown vs Seton Hall (02/04/17)
 11 St. John's vs Seton Hall (2/11/17)
 11 Seton Hall at St. John's (2/11/17)

3-Pt percentage

.053 (1-19) Seton Hall at Georgetown (02/04/17)
 .056 (1-18) Georgetown vs Creighton (01/25/17)
 .118 (2-17) Marquette vs Xavier (2/18/17)

Free throws made

4 Creighton vs Butler (01/11/17)
 4 Villanova vs Creighton (02/25/17)

Free throw attempts

6 Seton Hall vs Marquette (01/01/17)
 6 Villanova vs Creighton (02/25/17)

Free throw percentage

.375 (6-16) Creighton at Georgetown (01/25/17)
 .471 (8-17) Creighton vs St. John's (02/28/17)
 .471 (8-17) Providence vs Xavier (2/15/17)

Rebounds

19 Georgetown at Butler (1/28/17)
 20 Xavier vs Providence (12/28/16)
 21 Xavier vs Georgetown (01/22/17)

Assists

4 Seton Hall vs DePaul (01/07/17)
 5 Butler at St. John's (12/29/16)

Steals

1 Xavier vs St. John's (01/07/17)

Blocked shots

0 Several

Turnovers

4 Marquette at Butler (1/16/17)
 6 Butler vs Villanova (1/4/17)
 6 Providence vs Creighton (01/07/17)
 6 DePaul vs Butler (1/21/17)
 6 Xavier vs Villanova (02/11/17)

Fouls

9 Creighton at Villanova (02/25/17)
 10 Marquette at Seton Hall (01/01/17)
 10 Butler at Creighton (01/11/17)
 10 Georgetown at Seton Hall (02/28/17)

BIG EAST in the Polls



ASSOCIATED PRESS POLL

FINAL (MARCH 13)

##	School	Record	Pts
1	Villanova (59)	31-3	1,619
2	Gonzaga (6)	32-1	1,520
3	Kansas	28-4	1,479
4	Arizona	30-4	1,427
5	Kentucky	29-5	1,276
6	North Carolina	27-7	1,256
7	Duke	27-8	1,251
8	UCLA	29-4	1,208
9	Oregon	29-5	1,196
10	Louisville	24-8	983
11	SMU	30-4	953
12	Baylor	25-7	861
13	West Virginia	26-8	844
14	Notre Dame	25-9	684
15	Purdue	25-7	654
16	Florida State	25-8	570
17	Iowa State	23-10	562
18	Cincinnati	29-5	522
19	Wichita State	30-4	438
20	Florida	24-8	390
21	Butler	23-8	361
22	Saint Mary's	28-4	305
23	Michigan	24-11	254
24	Virginia	22-10	240
25	Wisconsin	25-9	153

Others receiving votes: Middle Tennessee 37, Minnesota 20, Rhode Island 13, Creighton 11, Oklahoma State 8, Iowa 8, Nevada 5, Princeton 5, Vermont 4, Virginia Tech 3, Seton Hall 2, VCU 1, Arkansas 1, Northwestern 1

USA TODAY POLL

FINAL (APRIL 3)

##	School	Record	Pts
1	North Carolina (31)	33-7	775
2	Gonzaga	37-2	744
3	Oregon	33-6	695
4	Kansas	31-5	653
5	Kentucky	32-6	627
6	South Carolina	26-11	561
7	Arizona	32-5	548
8	Villanova	32-4	498
9	UCLA	31-5	492
10	Florida	27-9	468
11	West Virginia	28-9	445
12	Baylor	27-8	352
13	Duke	28-9	348
14	Louisville	25-9	347
15	Purdue	27-8	319
16	Wisconsin	27-10	289
17	Michigan	26-12	278
18	Xavier	24-14	276
19	Butler	25-9	229
20	Notre Dame	26-10	199
21	Wichita State	31-5	162
22	Cincinnati	30-6	140
23	SMU	30-5	128
24	Florida St	26-9	127
25	Iowa State	24-11	106

Others receiving votes: Saint Mary's 80, Virginia 56, USC 31, Middle Tennessee 25, Arkansas 22, Rhode Island 15, Northwestern 12, Michigan State 8, Oklahoma State 6, Dayton 6, Maryland 3, VCU 3, TCU 2

2016-17 BIG EAST PRESEASON POLL

##	School	Record
1.	Villanova (9)	81
2.	Xavier (1)	69
3.	Creighton	64
4.	Georgetown	53
	Seton Hall	53
6.	Butler	44
7.	Marquette	35
8.	St. John's	21
9.	Providence	18
10.	DePaul	12

(First-place votes in parentheses)

BIG EAST VS. THE CONFERENCES

Conference	Record
America East	5-0
American	6-2
ACC	9-3
Atlantic Sun	1-0
Atlantic 10	5-2
Big Sky	2-0
Big South	2-0
Big Ten	8-11
Big 12	0-2
Big West	2-0
CAA	3-0
Conference USA	1-1
Horizon	1-1
Ivy	3-0
MAAC	1-0
Mid-American	4-0
MEAC	5-1
Missouri Valley	4-2
Mountain West	1-1
Northeast	7-1
Ohio Valley	2-0
Pac-12	8-3
Patriot	5-0
SEC	
6-3	
Southern	2-0
Southland	3-0
SWAC	1-0
Summit	3-0
Sun Belt	0-1
West Coast	0-1
WAC	2-0
Independents	0-0
Non-Division I	1-0

WEEK-BY-WEEK IN THE NATIONAL POLLS

Week	BU	CU	DPU	GU	MU	PC	STJ	SHU	VU	XU
Preseason	rv/rv	23/22	-/-	-/-	-/-	-/-	-/-	rv/rv	4/3	7/8
Nov. 14	rv/rv	22/23	-/-	-/-	rv/-	-/-	-/-	rv/rv	3/3	11/10
Nov. 21	rv/rv	12/18	-/-	-/-	-/-	-/-	-/-	rv/rv	2/2	9/8
Nov. 28	18/18	10/12	-/-	-/-	-/-	-/-	-/-	2/2	7/7	
Dec. 5	16/15	10/10	-/-	-/-	-/-	-/-	-/-	1/1	13/14	
Dec. 12	18/18	10/10	-/-	-/-	-/-	-/-	-/-	1/1	17/17	
Dec. 19	13/13	9/9	-/-	-/-	-/-	-/-	-/-	rv/rv	1/1	17/17
Dec. 26	13/13	10/9	-/-	-/-	-/-	-/-	-/-	rv/rv	1/1	17/17
Jan. 2	18/18	10/10	-/-	-/-	-/-	-/-	-/-	rv/rv	1/1	16/15
Jan. 9	12/13	8/8	-/-	-/-	-/-	-/-	-/-	rv/rv	3/3	15/14
Jan. 16	13/14	7/7	-/-	-/-	-/-	-/-	-/-	1/2	22/19	
Jan. 23	11/11	16/16	-/-	-/-	-/-	-/-	-/-	1/2	24/22	
Jan. 30	16/15	22/22	-/-	-/-	-/-	-/-	-/-	4/4	rv/25	
Feb. 6	22/21	23/23	-/-	-/-	-/-	-/-	-/-	2/2	24/25	
Feb. 13	24/25	20/22	-/-	-/-	-/-	-/-	-/-	2/2	rv/rv	
Feb. 20	22/22	23/23	-/-	-/-	-/-	-/-	-/-	2/2	-/rv	
Feb. 27	13/15	-/rv	-/-	-/-	-/-	-/-	-/-	2/T2	-/rv	
Mar. 6	18/20	rv/rv	-/-	-/-	-/-	rv/-	-/-	2/2	-/-	
Mar. 13	21/24	rv/rv	-/-	-/-	-/-	-/-	-/-	1/1	-/rv	
April 4	/19	/-	/-	/-	/-	/-	/-	/8	/18	

**BIG
EAST**
CONFERENCE

**THE
RECORD
BOOK**



Single-Game, Single-Season Records



POINTS

Individual

Game: 52, Marshon Brooks (PC) vs. Notre Dame, 2-23-11
 Freshman Game: 41, Marco Lokar (SHU) vs. Pittsburgh, 2-20-90
 Season: 498, Doug McDermott (CU), 2013-14
 Freshman Season: 357, Allen Iverson (GU), 1994-95

Team

1st Half: 62, Providence at St. John's, 2-29-04
 2nd Half: 67, Pittsburgh vs. Providence, 2-10-90
 Game: 117, Pittsburgh vs. Providence, 2-10-90
 Season: 1,489, Connecticut, 1994-95
 Fewest 1st Half: 11, Providence at Connecticut, 2-5-02
 Fewest 2nd Half: 13, Pittsburgh vs. Georgetown, 2-18-87
 Fewest Game: 36, Boston College vs. Georgetown, 1-27-88
 Fewest Combined: 85 (45-40), Boston College vs. Providence, 2-26-00
 Most Combined: 227 (116-111-40T), Georgetown vs. Notre Dame, 2-9-02

SCORING AVERAGE

Individual

Season: 27.8, Troy Bell (BC), 2002-03
 Freshman Season: 21.4, Carmelo Anthony (SU), 2002-03

Team

Season: 83.6, Providence, 1989-90
 Lowest Season: 54.6, USF, 2012-13

SCORING MARGIN

Team

Game: +48 (107-59), Syracuse def. DePaul, 3-5-11
 Season: +13.9, Georgetown, 1984-85

DEFENSIVE AVERAGE

Team

Season: 56.9, USF, 2011-12
 57.8, Georgetown, 2006-07

REBOUNDS

Individual

Game: 26, Michael Smith (PC) vs. Syracuse, 1-25-94
 Freshman Game: 20, Danya Abrams (BC) vs. Providence, 1-22-94
 Season: 253, Angel Delgado, (SHU), 2016-17
 Freshman Season: 192, Angel Delgado (SHU), 2014-15

Team

Game: 64, St. John's at Seton Hall, 2-26-97
 62, Georgetown vs. Seton Hall, 1-8-00
 60, Connecticut at Seton Hall, 2-11-06
 60, Syracuse at Georgetown, 3-1-03
 59, Connecticut vs. Notre Dame, 2-21-04
 59, Seton Hall vs. Rutgers, 2-7-96
 59, Boston College vs. West Virginia, 2-3-96
 59, Pittsburgh vs. West Virginia, 1-6-96
 59, Villanova vs. St. John's, 2-18-86
 Season: 810, Georgetown, 1996-97

REBOUND AVERAGE

Individual

Season: 14.1, Angel Delgado (SHU), 2016-17
 14.0, Jerome Lane (Pitt), 1986-87
 Freshman Season: 12.8, Luke Harangody (ND), 2008-09
 10.7, Angel Delgado (SHU), 2014-15

Team

Season: 45.0, Georgetown, 1996-97

REBOUND MARGIN

Team

Game: +31 (55-24), Providence vs. Connecticut, 1-31-13
 +31 (64-33), St. John's at Seton Hall, 2-26-97
 +30 (51-21), Boston College at Seton Hall, 1-4-97
 +29 (51-22), Connecticut vs. Seton Hall 1-13-98
 +29 (58-29), St. John's vs. Villanova, 1-25-98
 +28 (60-32), Connecticut at Seton Hall, 2-11-06
 +28 (39-11), Georgetown at Seton Hall, 1-19-07
 +26 (47-21), Creighton vs. St. John's, 2-28-16
 +26 (53-27), Villanova at Providence, 1-20-00
 +25 (49-24), Louisville vs. USF, 1-12-13
 +25 (59-34), Georgetown vs. Rutgers, 2-26-97
 +25 (47-22), Georgetown vs. Syracuse, 1-28-02
 +25 (43-18), Pittsburgh vs. Syracuse, 1-22-02
 +25 (48-23), Pittsburgh vs. Georgetown, 1-3-09
 Season: +10.4 (39.6-29.2), Pittsburgh, 2008-09

ASSISTS

Individual

Game: 22, Sherman Douglas (SU) vs. Providence, 1-28-89
 Freshman Game: 18, Dwayne Washington (SU) vs. St. John's, 2-27-84
 Season: 150, Mark Jackson (SJU), 1985-86
 Freshman Season: 135, Omar Cook (SJU), 2000-01

Team

Game: 37, Syracuse vs. Providence, 1-22-86
 Season: 340, Syracuse, 1995-96

ASSIST AVERAGE

Individual

Season: 9.4, Mark Jackson (SJU), 1985-86
 Freshman Season: 8.4, Omar Cook (SJU), 2000-01

Team

Season: 20.3, Syracuse, 1985-86

STEALS

Individual

Game: 11, John Linehan (PC) vs. Rutgers, 1-22-02
 Freshman Game: 9, John Linehan (PC) vs. Pittsburgh, 1-10-98
 9, Kevin Braswell (GU) at Notre Dame, 2-10-99
 Season: 77, John Linehan (PC), 2001-02
 Freshman Season: 64, Allen Iverson (GU), 1994-95

Team

Game: 24, Georgetown at Notre Dame, 2-10-99
 21, Villanova vs. Miami, 1-25-95
 21, Georgetown vs. Seton Hall, 2-26-83
 Season: 201, Georgetown, 1995-96

STEAL AVERAGE

Individual

Season: 3.7, Allen Iverson (GU), 1995-96
 3.7, Nadav Henefeld (UConn), 1989-90
 Freshman Season: 3.7, Nadav Henefeld (UConn), 1989-90

Team

Season: 12.4, Connecticut, 1989-90

BLOCKED SHOTS

Individual

Game: 12, Dikembe Mutombo (GU) vs. St. John's, 1-23-89
 Freshman Game: 12, Dikembe Mutombo (GU) vs. St. John's, 1-23-89
 Season: 93, Alonzo Mourning (GU), 1991-92
 Freshman Season: 71, Alonzo Mourning (GU), 1988-89

Team

Game: 19, Connecticut vs. Notre Dame, 2-21-06
 18, Cincinnati at Marquette, 1-7-06
 Season: 165, Connecticut, 2007-08
 159, Connecticut, 2005-06

Single-Game, Single-Season Records

TURNOVERS

Individual

Game: 12, Vonteego Cummings, Pitt vs. PC, 1-10-98
Season: 91, Vonteego Cummings (Pitt), 1997-98

Team

Game: 35, Pittsburgh vs. Georgetown, 1-3-95
Fewest, Game: 1, Louisville vs. Georgetown, 2-7-07
Season: 362, Pittsburgh, 1994-95

FIELD GOALS MADE

Individual

Game: 20 (of 28), Marshon Brooks (PC) vs. Notre Dame, 2-23-11
18 (of 25), Steve Rich (UM) vs. St. John's, 2-20-96
17 (of 25), Doug McDermott (CU) vs. Providence, 3-8-14
16 (of 28), Luke Harangody (ND) vs. Louisville, 2-28-08
16 (of 27), Darius Rice (UM) vs. Connecticut, 1-20-03
16 (of 26), Marcus Hatten (SJU) vs. Rutgers, 3-6-03
16 (of 23), Kerry Kittles (VU) vs. Boston College, 2-28-95
16 (of 31), Eric Murdock (PC) vs. Pittsburgh, 1-23-91
16 (of 23), Isaac Hawkins, (Pitt) vs. Syracuse, 2-26-98
16 (of 23), Mark Bryant (SHU) vs. Villanova, 2-27-88
16 (of 23), Mark Bryant (SHU) vs. Villanova, 2-27-88
16 (of 25), Ryan Gomes (PC) vs. West Virginia, 2-9-05
Freshman Game: 14 (of 20), Ryan Gomes (PC) vs. Miami, 1-19-02
Season: 180, Doug McDermott (CU), 2013-14
Freshman Season: 124 (of 320), Allen Iverson (GU), 1994-95

Team

Game: 47 (of 82), Georgetown vs. Seton Hall, 2-6-82
Season: 542 (of 1,149), Connecticut, 1994-95

FIELD GOALS ATTEMPTED

Individual

Game: 33 (14 made), Jeremy Hazell vs. West Virginia, 2-11-10
Freshman Game: 29 (12 made), Carmelo Anthony (SU) vs. Georgetown, 3-1-03
Season: 396 (142 made), Victor Page (GU), 1996-97
Freshman Season: 320 (124 made), Allen Iverson (GU), 1994-95

Team

Game: 96 (40 made), Georgetown vs. Notre Dame, 2-9-02
Season: 1,209 (534 made) West Virginia, 1997-98

FIELD GOAL PERCENTAGE

Individual: (minimum 10 attempts)

Game: 1.000 (11-11), Hakim Warrick (SU) vs. Miami, 2-14-04
1.000 (11-11), Rob Hodgson (RU) vs. West Virginia, 1-31-99
1.000 (11-11), Brian Shorter (Pitt) vs. Providence, 2-10-90
1.000 (10-10), Sherman Douglas (SU) vs. Villanova, 2-16-87
1.000 (10-10), Patrick Ewing (GU) vs. Boston College, 2-25-84
1.000 (10-10), Wesley Matthews (MU) at Rutgers, 1-7-09
Freshman Game (minimum 8 attempts):
1.000 (8-8), Tyrique Jones (XU) at Creighton, 2-4-17
1.000 (8-8), Derrick Coleman (SU) vs. Boston College, 1-13-87
1.000 (8-8), Dwayne McClain (VU) vs. St. John's, 1-11-82
Season: .683 (86-126), David Padgett (UofL), 2007-08
.676 (92-136), Arinze Onuaku (SU), 2009-10
.676 (140-207), Michael Bradley (VU), 2000-01
.661 (37-56), Roosevelt Bouie (SU), 1979-80
Freshman Season: .613 (73-119), Samardo Samuels (UofL), 2008-09

Team

Game: .714 (45-63), Syracuse vs. DePaul, 3-5-11
.714 (25-35), Boston College vs. Georgetown, 2-17-82
Season: .547 (181-331), Connecticut, 1979-80
.540 (504-934), Syracuse, 1983-84

THREE-POINT FIELD GOALS MADE

Individual

Game: 10 (of 17), Donta Wade (PC), at Notre Dame, 2-23-00
Freshman Game: 9 (of 12), Markus Howard (MU), vs. Xavier, 2-18-17
9 (of 12), Shaheen Holloway (SHU), vs. Boston College, 1-4-97
Season: 70 (of 148), Steve Novak (MU), 2005-06
Freshman Season: 59 (of 143), Steve Edwards (UM), 1992-93

Team

Game: 21 (of 35), Creighton vs. Villanova, 1-20-14
20 (of 32), Notre Dame vs. Villanova, 2-28-11
20 (of 38), West Virginia vs. Marquette, 1-14-06
17 (of 34), Notre Dame at Louisville, 2-4-06
17 (of 37), Notre Dame at St. John's, 3-6-04
Season: 173 (of 424), Creighton, 2013-14

THREE-POINT FIELD GOALS ATTEMPTED

Individual

Game: 20, Elijah Ingram (SJU), at Syracuse, 2-18-03
Freshman Game: 20, Elijah Ingram (SJU), at Syracuse, 2-18-03
Season: 167, Jeremy Hazell (SHU), 2009-10
Freshman Season: 143, Shaheen Holloway (SHU), 1996-97
143, Steve Edwards (UM), 1992-93

Team

Game: 41, St. John's at Syracuse, 2-18-03
41, West Virginia at Providence 2-20-07
Season: 474, West Virginia, 2005-06

THREE-POINT FIELD GOAL PERCENTAGE

Individual

Game (minimum 5 attempts):
1.000 (7-7), Kellen Dunham (BU) vs. Seton Hall, 3-8-14
1.000 (7-7), Jerel McNeal (MU) vs. Cincinnati, 1-4-09
1.000 (7-7), Da'Sean Butler (WVU) at St. John's, 2-6-10
1.000 (6-6), Omar Cook (SJU) vs. Virginia Tech, 1-3-01
1.000 (6-6), Rob Hodgson (RU) vs. West Virginia, 1-31-99
1.000 (6-6), Sean Miller (Pitt) vs. Seton Hall, 2-12-91
1.000 (6-6), David Cubillan (MU) vs. Georgetown, 1-6-10
1.000 (6-6), Maurice Acker (MU) vs. Providence, 1-17-10
Freshman Game (minimum 4 attempts):
1.000 (6-6), Omar Cook (SJU) vs. Virginia Tech, 1-3-01
1.000 (5-5), Dominique Jones (USF) vs. Rutgers, 1-2-08
1.000 (5-5), Quincy Douby (RU) vs. St. John's, 1-24-04
1.000 (4-4), Jaren Sina (SHU) at DePaul, 2-25-14
1.000 (4-4), Eric Myles (GU) vs. Seton Hall, 1-10-95
Season: .573 (55-96), Markus Howard (MU), 2016-17
Freshman Season: .573 (55-96), Markus Howard (MU), 2016-17

Team

Game (minimum 6 attempts):
.857 (6-7), Connecticut at Villanova, 2-2-00
Providence vs. Seton Hall, 1-15-90
Georgetown vs. Pittsburgh, 1-10-87
.833 (5-6), Connecticut at Rutgers, 2-28-00
Pittsburgh vs. Providence, 2-10-90
Syracuse vs. Boston College, 1-18-88
Seton Hall vs. Pittsburgh, 1-14-87
Season: .470 (87-185), Boston College, 1987-88

Single-Game, Single-Season Records



FREE THROWS MADE

Individual

Game:	21 (of 25), Marcus Hatten (SJU) vs. Connecticut, 2-9-02
	20 (of 20), Donyell Marshall (UConn) vs. St. John's, 1-15-94
	19 (of 22), Deonta Vaughn (UC) vs. Notre Dame,
	18 (of 22), Allen Griffin (SU) at St. John's, 3-4-01
	18 (of 26), Alonzo Mourning (GU) vs. Boston College, 2-2-92
	18 (of 20), Eric Murdock (PC) vs. Villanova, 3-2-91
	18 (of 21), Charles Smith (Pitt) vs. Boston College, 1-21-85
	18 (of 22), Khadeen Carrington (SHU) vs. Creighton, 2-15-17
Freshman Game:	18 (of 21), Charles Smith (Pitt) vs. Boston College, 1-21-85
Season:	156, Alonzo Mourning (GU), 1991-92
Freshman Season:	96 (of 109), Troy Bell (BC), 1999-00

Team

Game:	43 (of 49), Villanova vs. Providence, 1-6-90
Season:	416 (of 560), Seton Hall, 1991-92

FREE THROWS ATTEMPTED

Individual

Game:	26 (18 made), Alonzo Mourning (GU) vs. Boston College, 2-2-92
Freshman Game:	22 (13 made), Felipe Lopez (SJU) vs. Georgetown, 3-5-95
Season:	204, Alonzo Mourning (GU), 1991-92
Freshman Season:	117 (82 made), Carmelo Anthony (SU), 2002-03

Team

Game:	59 (40 made), Providence vs. West Virginia, 1-5-99
Season:	560 (416 made), Seton Hall, 1991-92

FREE THROW PERCENTAGE

Individual

Game (minimum 15 attempts):	1.000 (20-20), Donyell Marshall (UConn) vs. St. John's, 1-15-94
	1.000 (17-17), Troy Bell (BC) vs. Miami, 1-13-01
	1.000 (17-17), Eric Murdock (PC) vs. Seton Hall, 1-2-91
	1.000 (16-16), John Bagley (BC) vs. Villanova, 1-26-81
Freshman Game (minimum 10 attempts):	1.000 (12-12), Tim Thomas (VU) at St. John's, 12-7-96
	1.000 (12-12), Ben Bentil (PC) at Seton Hall, 3-4-15
	1.000 (11-11), Troy Bell (BC) at West Virginia, 2-19-00
	1.000 (11-11), Eugene Harvey (SHU) vs. Pittsburgh 2-19-07
	1.000 (10-10), Chris Thomas (ND) vs. Miami, 2-23-02
	1.000 (10-10), John Linehan, (PC) vs. Pittsburgh, 1-10-98
	1.000 (10-10), Steve Edwards (UM) vs. Villanova, 3-6-93
	1.000 (10-10), Malik Sealy (SJU) vs. Villanova, 1-7-89
Season:	.964 (53-55), Gerry McNamara (SU), 2002-03
Freshman Season:	.964 (53-55), Gerry McNamara (SU), 2002-03

Team

Game:	1.000 (28-28), Providence vs. Villanova, 3-2-87
	1.000 (20-20), Butler at Providence, 3-7-15
	1.000 (19-19), Notre Dame vs. Villanova, 1-8-05
	1.000 (18-18), Cincinnati vs. Louisville, 2-6-06
	1.000 (16-16), Pittsburgh vs. Syracuse, 2-1-98
Season:	.818 (275-336), Miami, 2001-02

PERSONAL FOULS

Team

Game:	41, West Virginia at Providence, 1-5-99
	38, Villanova at Georgetown, 2-6-10
	38, Villanova vs. Pittsburgh, 1-2-91
	38, Seton Hall vs. Boston College, 2-3-90
	38, Pittsburgh vs. Villanova, 2-7-86
Season:	475 (19 disq.), Pittsburgh, 1995-96

LOPSIDED BIG EAST GAMES (home team capitalized)

Margin

+48	(107-59)	SYRACUSE def. DePaul, 3-5-11
+45	(99-54)	LOUISVILLE def. DePaul, 2-15-09
	(96-51)	CONNECTICUT def. Cincinnati, 3-9-08
+42	(99-57)	CONNECTICUT def. Seton Hall, 2-11-06
	(85-44)	GEORGETOWN def. Providence, 1-16-85
+41	(100-59)	CREIGHTON def. St. John's, 2-28-16
+40	(96-56)	PROVIDENCE def. Virginia Tech, 2-20-01
		GEORGETOWN def. Seton Hall, 2-6-82
+39	(108-69)	DEPAUL def. Syracuse, 3-2-06
+39	(90-51)	SYRACUSE def. Boston College, 1-21-99
+38	(93-55)	PITTSBURGH def. DePaul, 1-26-13
	(84-46)	VILLANOVA def. West Virginia, 1-5-05
	(89-51)	SYRACUSE def. West Virginia, 2-26-03
	(106-68)	GEORGETOWN def. Villanova, 3-2-96
+37	(105-68)	VILLANOVA def. St. John's 3-7-15
	(87-50)	LOUISVILLE def. Rutgers, 2-2-08
	(91-54)	Connecticut def. BOSTON COLLEGE, 3-8-03
	(77-40)	Georgetown def. MIAMI, 1-29-94
	(86-49)	CONNECTICUT def. Boston College, 2-11-89
+36	(96-60)	Connecticut def. VIRGINIA TECH, 2-28-04
	(82-46)	PITTSBURGH def. West Virginia, 2-12-03
	(105-69)	SYRACUSE def. Boston College, 2-20-90
	(82-46)	BOSTON COLLEGE def. Villanova, 2-15-92
+35	(93-58)	Creighton def. DEPAUL, 2-11-17
	(95-60)	CONNECTICUT def. Virginia Tech, 1-10-02
	(80-45)	Connecticut def. WEST VIRGINIA, 1-9-99
+34	(86-52)	WEST VIRGINIA def. Rutgers, 1-6-10
	(84-50)	MARQUETTE def. Cincinnati, 1-4-09
	(104-70)	ST. JOHN'S def. Providence, 2-15-99
	(90-56)	PITTSBURGH def. Providence, 1-25-88
+33	(89-56)	BUTLER def. St. John's, 2-6-16
	(79-46)	BUTLER def. DePaul, 3-6-14
	(90-57)	NOTRE DAME vs. Louisville, 2-12-09
	(94-61)	CONNECTICUT vs. Providence, 1-31-09
	(94-61)	VILLANOVA def. Rutgers, 1-29-05
	(93-60)	SYRACUSE def. Seton Hall, 1-28-97
	(88-55)	VILLANOVA def. Pittsburgh, 2-3-96
	(90-57)	ST. JOHN'S def. Connecticut, 2-1-92
	(90-57)	SYRACUSE def. Villanova, 2-1-89
	(97-64)	ST. JOHN'S def. Connecticut, 2-2-85
	(97-64)	ST. JOHN'S def. Seton Hall, 1-12-80
+32	(74-42)	Georgetown def. ST. JOHN'S, 1-30-08
	(86-54)	PITTSBURGH def. Seton Hall, 3-5-03
	(81-49)	Rutgers def. Seton Hall, 1-7-98
	(94-62)	SYRACUSE def. Seton Hall, 2-14-85
+31	(87-56)	SETON HALL def. DePaul, 1-7-17
	(95-64)	VILLANOVA def. Xavier, 12-31-15
	(90-59)	PROVIDENCE vs. Louisville, 1-10-02
	(80-49)	CONNECTICUT vs. Rutgers, 1-3-09
	(89-58)	PROVIDENCE def. Virginia Tech, 2-1-03
	(96-65)	BOSTON COLLEGE def. West Virginia, 3-3-01
	(97-66)	SETON HALL def. West Virginia, 2-5-00
	(101-70)	CONNECTICUT def. Notre Dame, 1-12-99
	(83-52)	GEORGETOWN def. Rutgers, 12-4-96
	(93-62)	ST. JOHN'S def. Connecticut, 1-2-90
	(93-62)	GEORGETOWN def. Pittsburgh, 3-1-86
	(110-79)	GEORGETOWN def. Providence, 1-4-86
	(87-56)	St. John's def. PITTSBURGH, 1-14-85
	(78-47)	CONNECTICUT def. Seton Hall, 1-29-83

BEST PERFORMANCES (BIG EAST Regular-Season Conference Play)

Points

52	Marshon Brooks (PC) vs. Notre Dame	2-23-11
48	Eric Murdock (PC) vs. Pittsburgh	1-23-91
46	Dominique Jones (USF) at Providence	1-23-10
45	Doug McDermott (CU) vs. Providence	3-8-14
44	Marcus Hatten (SJU) vs. Rutgers	3-6-03
	Kerry Kittles (VU) vs. Boston College	2-28-95
43	Marshon Brooks (PC) vs. Georgetown	2-5-11
	Da'Sean Butler (WVU) vs. Villanova	2-13-09
	Darius Rice (UM) vs. Connecticut	1-20-03
	Steve Rich (UM) vs. St. John's	2-20-96
	Dana Barros (BC) vs. Pittsburgh	1-7-89
42	Ben Bentil (PC) at Marquette	2-10-16
	Donyell Marshall (UConn) vs. St. John's	1-15-94
41	Khadeen Carrington (SHU) vs. Creighton	2-15-17
	Jeremy Hazell (SHU) vs. West Virginia	12-26-09
	Steve Novak (MU) vs. Connecticut	1-3-06
	Quincy Douby (RU) vs. Syracuse	2-1-06
	Terry Dehere (SHU) vs. St. John's	2-17-93
	Marco Lokar (SHU) vs. Pittsburgh	2-20-90
40	Scottie Reynolds (VU) at Seton Hall	1-6-09
	Luke Harangody (ND) at Louisville	2-28-08
	Scottie Reynolds (VU) at Connecticut	2-28-07
	Jason Maile (Pitt) vs. Villanova	2-12-97
	Allen Iverson (GU) vs. Seton Hall	1-6-96
	Eric Murdock (PC) vs. Seton Hall	1-2-91
	Greg Harvey (SJU) vs. Seton Hall	2-14-90
39	Doug McDermott (CU) vs. St. John's	1-28-14
	Doug McDermott (CU) vs. Villanova	2-16-14
	Maalik Wayns (VU) vs. Cincinnati	1-14-12
	Troy Bell (BC) vs. Providence	2-13-02
	Richard Hamilton (UConn) at Boston College	1-6-99
	Ray Allen (UConn) vs. Rutgers	2-28-96
	Allen Iverson (GU) vs. St. John's	1-27-96
	Mark Tillmon (GU) vs. Providence	1-6-90, 2-13-90
38	Jeremy Hazell (SHU) vs. Syracuse	12-26-09
	Mike Sweetney (GU) vs. Notre Dame	2-1-03
	Troy Bell (BC) vs. Villanova	3-4-03
	Donta Wade (PC) vs. Notre Dame	2-23-00
	Jamel Thomas (PC) at Villanova	2-20-99
	Richard Hamilton (UConn) at Boston Coll.	1-11-98
	Alonzo Mourning (GU) vs. Boston Coll.	2-2-92
	Mark Bryant (SHU) vs. Villanova	2-27-88
	Jaren Jackson (GU) vs. Seton Hall	3-5-88
	Dan Callandrillo (SHU) vs. St. John's	1-25-82
37	Dominique Jones (USF) vs. Pittsburgh	1-31-10
	Luke Harangody (ND) vs. Cincinnati	2-4-10
	Darris Nichols (SU) vs. St. John's	2-11-07
	Chris Quinn (ND) vs. Pittsburgh	1-4-06
	Ryan Gomes (PC) vs. Connecticut	2-15-05
	Gerald Riley (GU) vs. Miami	2-7-04
	Troy Murphy (ND) vs. Rutgers	1-16-01
	Pat Garrity (ND) at Seton Hall	1-17-98
	Allen Iverson (GU) vs. Villanova	3-2-96
	Kerry Kittles (VU) vs. Connecticut	2-18-95
	Chris Smith (UConn) vs. St. John's	1-7-92
	Terry Dehere (SHU) vs. Providence	1-2-91
	Clyde Vaughan (Pitt) vs. Boston College	1-4-84
36	D'Angelo Harrison (SJU) vs. Villanova	1-2-13
	Sean Kilpatrick (CIN) vs. Marquette	1-19-13
	A.J. Price (UConn) at Marquette	2-25-09
	Quincy Douby (RU) vs. St. John's	3-5-06
	Jared Dudley (BC) vs. Villanova	1-19-05
	Hakim Warrick (SU) vs. Providence	2-26-05
	Matt Carroll (ND) vs. Georgetown	2-1-03
	Troy Bell (BC) at Villanova	1-9-02
	Lawrence Moten (SU) vs. Villanova	2-14-95

Terry Dehere (SHU) vs. St. John's	3-6-93
Billy Owens (SU) vs. Boston College	2-2-91
Billy Owens (SU) vs. Georgetown	1-27-90
Andre McCloud (SHU) vs. Boston College	2-12-85
Dan Callandrillo (SHU) vs. Boston College	2-27-82

Rebounds

26	Michael Smith (PC) vs. Syracuse	1-25-94
24	Daniel Ochefu (VU) at Seton Hall	1-3-15
23	DeJuan Blair (Pitt) at Connecticut	2-16-09
	Dan Schayes (SU) vs. Georgetown	2-9-81
	Kentrell Gransberry (USF) at DePaul	3-3-07
22	Angel Delgado (SHU) vs. Butler	1-25-17
	DeJuan Blair (Pitt) vs. Notre Dame	1-31-09
	Emeka Okafor (UConn) vs. Notre Dame	2-21-04
	Michael Smith (PC) vs. Connecticut	1-22-92
	Ed Pinckney (VU) vs. Georgetown	1-31-83
21	Erron Maxey (PC) vs. Boston College	2-26-00
	Derrick Coleman (SU) vs. Providence	1-20-90
	Jerome Lane (Pitt) vs. Connecticut	2-21-87
20	Angel Delgado (SHU) vs. St. John's	1-22-17
	Herb Pope (SHU) vs. Syracuse	1-8-11
	Jamine Peterson (PC) vs. Rutgers	1-9-10
	Hasheem Thabeet (UConn) vs. Seton Hall	2-14-09
	Cedric McGowan (CIN) vs. DePaul	1-4-06
	Aaron Gray (Pitt) vs. Marquette	1-28-06
	Mike Sweetney (GU) vs. Notre Dame	2-9-02
	Troy Murphy (ND) vs. Seton Hall	1-8-01
	Gerald Jordan (Pitt) vs. West Virginia	1-6-96
	Danya Abrams (BC) vs. Providence	1-22-94
	Michael Smith (PC) vs. Seton Hall	1-5-94
	Chris McNeal (Pitt) vs. Boston College	3-3-92
	Bobby Martin (Pitt) vs. Georgetown	2-7-90
	Harold Pressley (VU) vs. St. John's	2-18-86

Assists


22	Sherman Douglas (SU) vs. Providence	1-28-89
18	Dwayne Washington (SU) vs. St. John's	2-27-84
16	Levance Fields (Pitt) at DePaul	2-17-09
	Marcus Williams (UConn) vs. Notre Dame	1-30-05
	Kevin Braswell (GU) vs. Rutgers	3-2-02
	Carlton Screen (PC) vs. Syracuse	1-20-90
	Mark Jackson (SJU) vs. Providence	2-3-86
15	Dee Davis (XU) vs. Providence	2-7-15
	Tory Jackson (ND) vs. Syracuse	1-18-10
	Carl Krauser (Pitt) vs. West Virginia	2-5-05
	Omar Cook (SJU) vs. Connecticut	1-6-01
14	Maurice Watson, Jr. (CU) at Providence	1-7-17
	Vincent Council (PC) vs. Rutgers	2-1-12
	Vincent Council (PC) vs. Louisville	1-10-12
	Brandin Knight (Pitt) vs. West Virginia	3-2-02
	Jason Hart (SU) vs. Villanova	2-23-00
	Shaheen Holloway (SHU) vs. West Virginia	2-5-00
	Shaheen Holloway (SHU) at Syracuse	2-7-98
	Kevin Ollie (UConn) vs. Boston College	2-21-95
	David Cain (SJU) vs. Seton Hall	3-6-93
	David Cain (SJU) vs. Connecticut	1-30-93
	Michael Gardner (UM) vs. Pittsburgh	1-23-93
	Darelle Porter (Pitt) vs. Syracuse	1-23-90
	Greg Harvey (SJU) vs. Providence	3-5-88
	Stewart Granger (VU) vs. Boston College	12-4-81

Steals

11	John Linehan (PC) vs. Rutgers	1-22-02
10	Marcus Hatten (STJ) vs. Syracuse	2-18-03
	Allen Iverson (GU) vs. Miami	1-13-96
9	Jerome Dyson (UConn) vs. St. John's	1-8-08
	DeShaun Williams (SU) vs. Boston College	3-3-02
	John Linehan (PC) vs. Boston College	2-2-02
	James Thues (SU) vs. Rutgers	1-2-02
	John Linehan (PC) vs. Georgetown	2-27-99
	Kevin Braswell (GU) at Notre Dame	2-10-99
	John Linehan (PC) vs. Pittsburgh	1-10-98
	Gary Massey (VU) vs. Providence	2-20-88

Blocked Shots

12	Dikembe Mutombo (GU) vs. St. John's	1-23-89
11	Samuel Dalembert (SHU) vs. St. John's	1-18-00
10	Fab Melo (SU) vs. Seton Hall	2-28-11
	Hasheem Thabeet (UConn) at Seton Hall	1-31-09
	Hasheem Thabeet (UConn) at Notre Dame	1-5-08
	Eric Hicks (CIN) vs. Marquette	1-7-06
	Harold Pressley (VU) vs. Providence	1-11-86
9	Hamady Ndiaye (RU) vs. St. John's	2-2-10
	Hasheem Thabeet (UConn) at Seton Hall	2-14-09
	Hilton Armstrong (UConn) vs. Louisville	3-4-06
	Herbert Hill (PC) vs. Villanova	1-11-05
	Josh Boone (UConn) vs. St. John's	2-5-05
	Emeka Okafor (UConn) vs. St. John's	2-2-03
	Marcus Douthit (PC) vs. Connecticut	3-5-03
	Emeka Okafor (UConn) vs. Boston College	2-16-02
	Emeka Okafor (UConn) vs. Rutgers	1-30-02
	Etan Thomas (SU) vs. Pittsburgh	2-16-00
	Samuel Dalembert (SHU) vs. Georgetown	1-8-00
	Etan Thomas (SU) vs. Connecticut	1-24-98
	Cliff Robinson (UConn) vs. Georgetown	2-6-88
	Alonzo Mourning (GU) vs. Boston College	1-14-89
	Tom Greis (VU) vs. Georgetown	2-1-88



John Linehan, Providence

GAMES PLAYED VS ALL OPPONENTS

Points

52	Marshon Brooks (PC) vs. Notre Dame	2-23-11
48	Eric Murdock (PC) vs. Pittsburgh	1-23-91
46	Dominique Jones (USF) at Providence	1-23-10
45	Doug McDermott (CU) vs. Providence	3-8-14
45	Eric Murdock (PC) vs. Arizona	12-23-90

Rebounds

26	Michael Smith (PC) vs. Syracuse	1-25-94
24	Daniel Ochefu (VU) at Seton Hall	1-3-15
23	DeJuan Blair (Pitt) at Connecticut	2-16-09
	Dan Schayes (SU) vs. Georgetown	2-9-81
	Derrick Coleman (SU) vs. Villanova	3-10-90
	Kentrell Gransberry (USF) at DePaul	3-3-07

Assists


22	Sherman Douglas (SU) vs. Providence	1-28-89
18	Dwayne Washington (SU) vs. St. John's	2-27-84

Steals

11	John Linehan (PC) vs. Rutgers	1-22-02
	Drew Schifino (WVU) vs. Arkansas-Monticello	12-1-01
	Chris Thomas (ND) vs. New Hampshire	11-16-01
10	Marcus Hatten (STJ) vs. Syracuse	2-18-03
	Todd Burgan (SU) vs. Colgate	11-30-97
	Allen Iverson (GU) vs. Miami	1-13-96
	God Shammgod (PC) vs. Brown	12-21-96

Blocked Shots

12	Dikembe Mutombo (GU) vs. St. John's	1-23-89
11	Chris Obekpa (SJU) vs. vs. Fordham	12-8-12
	Jordan Cornette (ND) vs. Belmont	11-17-02
	Samuel Dalembert (SHU) vs. St. John's	1-18-00
	Dikembe Mutombo (GU) vs. Hawaii-Loa	11-23-90
	Alonzo Mourning (GU) vs. St. Leo	12-7-88
10	Fab Melo (SU) vs. Seton Hall	2-28-11
	Hamady Ndiaye (RU) vs. Saint Peter's	12-22-09
	Hasheem Thabeet (UConn) vs. Providence	1-31-09
	Eric Hicks (CIN) vs. Marquette	1-7-06
	Emeka Okafor (UConn) vs. Army	12-6-03
	Eddie Griffin (SHU) vs. Norfolk State	12-4-00
	Karim Shabazz (PC) vs. Rhode Island	12-2-00
	Karim Shabazz (PC) vs. Long Island	12-27-99
	Donyell Marshall (UConn) vs. Hartford	1-17-94
	Harold Pressley (VU) vs. Providence	1-11-86
	Hasheem Thabeet (UConn) vs. Notre Dame	1-5-08
	Hasheem Thabeet (UConn) vs. Texas Southern	12-3-06
	Hugh Mattis (USF) at Winston-Salem State	12-7-06



Dikembe Mutombo, Georgetown

Career Leaders

POINTS

NAME	SCHOOL	CAREER	YRS.	GP	AVG.	POINTS
Lawrence Moten	Syracuse	1991-95	4	72	19.5	1405
Troy Bell	Boston College	1999-03	4	62	22.4	1388
Luke Harangody	Notre Dame	2006-10	4	65	20.5	1329
Terry Dehere	Seton Hall	1989-93	4	68	19.4	1320
Jeremy Hazell	Seton Hall	2007-11	4	68	19.4	1316
Chris Mullin	St. John's	1981-85	4	62	20.8	1290
Kerry Kittles	Villanova	1992-96	4	69	18.7	1288
Dana Barros	Boston College	1985-89	4	64	19.6	1257
Felipe Lopez	St. John's	1994-98	4	72	17.0	1222
Scottie Reynolds	Villanova	2006-10	4	70	17.4	1221
D'Angelo Harrison	St. John's	2011-15	4	69	17.1	1178
Bill Curley	Boston College	1990-94	4	70	16.8	1177
Ryan Gomes	Providence	2001-05	4	64	18.3	1173
John Wallace	Syracuse	1992-96	4	72	16.3	1170
Malik Sealy	St. John's	1988-92	4	64	18.2	1165
Zendon Hamilton	St. John's	1994-98	4	72	16.0	1152
Danya Abrams	Boston College	1993-97	4	71	16.2	1148
Eric Murdock	Providence	1987-91	4	63	18.2	1145
Chris Smith	Connecticut	1988-92	4	64	17.8	1140
Jamel Thomas	Providence	1995-99	4	72	15.7	1135
D'Vauntes Smith-Rivera	Georgetown	2012-16	4	71	15.7	1113
Andre McCloud	Seton Hall	1982-86	4	64	17.4	1113
Pat Garrity	Notre Dame	1995-98	3	54	20.5	1107
Chris Thomas	Notre Dame	2001-05	4	64	17.2	1099
LaDonte Henton	Providence	2011-15	4	72	15.2	1092
Dominique Jones	USF	2007-10	3	54	20.1	1087
Brandon Young	DePaul	2010-14	4	72	14.8	1068
Tim James	Miami	1995-99	4	72	14.7	1062
Darius Rice	Miami	2000-04	4	61	17.4	1060
Bryce Cotton	Providence	2010-14	4	71	14.7	1047
Charles Smith	Pittsburgh	1984-88	4	64	16.4	1047
Deonta Vaughn	Cincinnati	2006-10	4	70	15.0	1047
Richard Hamilton	Connecticut	1996-99	3	53	19.7	1046
Jerel McNeal	Marquette	2005-09	4	66	15.7	1038
Derrick Coleman	Syracuse	1986-90	4	64	16.1	1033
Da'Sean Butler	West Virginia	2006-10	4	70	14.6	1024
Allan Ray	Villanova	2002-06	4	63	16.1	1013
Gerry McNamara	Syracuse	2002-06	4	64	15.8	1010
Mark Bryant	Seton Hall	1984-88	4	62	16.2	1005
Ray Allen	Connecticut	1993-96	3	54	18.5	1001

SCORING AVERAGE

NAME	SCHOOL	CAREER	YRS.	GP	AVG.	POINTS
Marcus Hatten	St. John's	2001-03	2	32	736	23.0
Allen Iverson	Georgetown	1994-96	2	36	814	22.6
Troy Bell	Boston College	1999-03	4	62	1388	22.4
Dan Callandrillo	Seton Hall	1979-82	3	34	737	21.7
Troy Murphy	Notre Dame	1998-01	3	47	999	21.3
John Bagley	Boston College	1979-82	3	34	714	21.0
Chris Mullin	St. John's	1981-85	4	62	1290	20.8
Pat Garrity	Notre Dame	1995-98	3	54	1107	20.5
Luke Harangody	Notre Dame	2006-10	4	65	1329	20.5
Dominique Jones	USF	2007-10	3	54	1087	20.1
Walter Berry	St. John's	1984-86	2	32	633	19.8
Richard Hamilton	Connecticut	1996-99	3	53	1046	19.7
Mike Sweetney	Georgetown	2000-03	3	48	942	19.6
Dana Barros	Boston College	1985-89	4	64	1257	19.6
Lawrence Moten	Syracuse	1991-95	4	72	1405	19.5
Clyde Vaughan	Pittsburgh	1982-84	2	32	623	19.5
Terry Dehere	Seton Hall	1989-93	4	68	1320	19.4
Jeremy Hazell	Seton Hall	2007-11	4	68	1316	19.4
Billy Owens	Syracuse	1988-91	3	48	908	18.9
Kerry Kittles	Villanova	1992-96	4	69	1288	18.7
Dominique Jones	USF	2007-09	2	36	670	18.6
Ray Allen	Connecticut	1993-96	3	54	1001	18.5
Brian Shorter	Pittsburgh	1988-91	3	48	886	18.5
Daryll Hill	St. John's	2003-06	3	41	757	18.5

One-year Players

Doug McDermott	Creighton	2013-14	1	18	498	27.7
Michael Bradley	Villanova	2000-01	1	16	357	22.3
Carmelo Anthony	Syracuse	2002-03	1	16	342	21.4
Louis Orr	Syracuse	1979-80	1	6	123	20.5
Steve Novak	Marquette	2005-06	1	16	326	20.4

REBOUNDS

NAME	SCHOOL	CAREER	YRS.	GP	AVG.	POINTS
Derrick Coleman	Syracuse	1986-90	4	64	11.0	701
Luke Harangody	Notre Dame	2006-10	4	65	10.2	662
Michael Smith	Providence	1991-94	3	54	11.7	630
Angel Delgado	Seton Hall	2014-	3	54	11.4	614
Danya Abrams	Boston College	1993-97	4	71	8.6	609
Geoff McDermott	Providence	2005-09	4	68	8.8	598
Patrick Ewing	Georgetown	1981-85	4	62	9.6	597
John Wallace	Syracuse	1992-96	4	72	8.1	582
Zendon Hamilton	St. John's	1994-98	4	72	8.1	580
Jeff Adrien	Connecticut	2005-09	4	67	8.7	580
Bill Curley	Boston College	1990-94	4	70	8.0	561
Kevin Jones	West Virginia	2008-12	4	72	7.8	560
Tim James	Miami	1995-99	4	72	7.5	545
Ryan Gomes	Providence	2001-05	4	64	8.3	534
Rony Seikaly	Syracuse	1984-88	4	64	8.3	531
Othella Harrington	Georgetown	1992-96	4	72	7.3	529
Ed Pinckney	Villanova	1981-85	4	61	8.7	528
Charles Smith	Pittsburgh	1984-88	4	64	7.8	502
Herb Pope	Seton Hall	2009-12	3	53	9.4	500
Otis Thorpe	Providence	1980-84	4	58	8.6	500
Harold Pressley	Villanova	1982-86	4	64	7.7	495
Adrian Griffin	Seton Hall	1992-96	4	72	6.8	493
Jake Voskuhl	Connecticut	1996-00	4	67	7.3	490
Jason Lawson	Villanova	1993-97	4	71	6.8	489
Alonzo Mourning	Georgetown	1988-92	4	62	7.9	489
Yancy Gates	Cincinnati	2008-12	4	70	6.9	486
Mouptaou Yarou	Villanova	2009-13	4	70	6.9	486
Emeka Okafor	Connecticut	2001-04	3	48	10.0	482
Hakim Warrick	Syracuse	2001-05	4	63	7.6	481
Kadeen Batts	Providence	2010-14	4	72	6.7	479
Mark Bryant	Seton Hall	1984-88	4	62	7.7	477
Etan Thomas	Syracuse	1996-00	4	64	7.4	474
Ricardo Greer	Pittsburgh	1997-01	4	67	7.0	471
Kevin Freeman	Connecticut	1996-00	4	69	6.8	469

REBOUND AVERAGE

NAME	SCHOOL	CAREER	YRS.	GP	REB	AVG.
Michael Smith	Providence	1991-94	3	54	630	11.66
Angel Delgado	Seton Hall	2014-	3	54	614	11.37
Kentrell Gransberry	USF	2006-08	2	34	374	11.00
Derrick Coleman	Syracuse	1986-90	4	64	701	10.95
DeJuan Blair	Pittsburgh	2007-09	2	36	394	10.94
Luke Harangody	Notre Dame	2006-10	4	65	662	10.18
Ryan Humphrey	Notre Dame	2000-02	2	32	313	10.10
Emeka Okafor	Connecticut	2001-04	3	48	482	10.00
Troy Murphy	Notre Dame	1998-01	3	47	465	9.89
Jerome Lane	Pittsburgh	1985-88	3	48	467	9.73
Walter Berry	St. John's	1984-86	2	32	310	9.69
Patrick Ewing	Georgetown	1981-85	4	62	597	9.63
Mike Sweetney	Georgetown	2000-03	3	48	461	9.60
Herb Pope	Seton Hall	2009-12	3	53	500	9.43
Jerome Williams	Georgetown	1994-96	2	36	337	9.36
Kameron Woods	Butler	2013-15	2	35	323	9.23
Mac Koshwal	DePaul	2007-10	3	50	442	8.84
Geoff McDermott	Providence	2005-09	4	68	598	8.79
Jeff Adrien	Connecticut	2005-09	4	67	580	8.66
Ed Pinckney	Villanova	1981-85	4	61	528	8.65
Dikembe Mutombo	Georgetown	1988-91	3	48	415	8.65
Otis Thorpe	Providence	1980-84	4	58	500	8.62
Danya Abrams	Boston College	1993-97	4	71	609	8.58
Clyde Vaughan	Pittsburgh	1982-84	2	32	273	8.53
Billy Owens	Syracuse	1988-91	3	48	406	8.46
Ryan Gomes	Providence	2001-05	4	64	534	8.34
Rony Seikaly	Syracuse	1984-88	4	64	531	8.30
Brian Shorter	Pittsburgh	1988-91	3	48	390	8.13
Hasheem Thabeet	Connecticut	2006-09	3	52	421	8.10
John Wallace	Syracuse	1992-96	4	72	582	8.08

One-year Players

Michael Bradley	Villanova	2000-01	1	16	173	10.80
Eric Hicks	Cincinnati	2005-06	1	16	164	10.25
Carmelo Anthony	Syracuse	2002-03	1	16	161	10.06
Eddie Griffin	Seton Hall	2000-01	1	15	150	10.00
Roosevelt Bouie	Syracuse	1979-80	1	6	59	9.83
Henry Ellenson	Marquette	2015-16	1	18	175	9.72

FIELD GOALS MADE

NAME	SCHOOL	YEARS	G	FGM
Luke Harangody	Notre Dame	2006-10	65	503
Lawrence Moten	Syracuse	1991-95	72	499
Kerry Kittles	Villanova	1992-96	69	466
Chris Mullin	St. John's	1981-85	62	460
John Wallace	Syracuse	1992-96	72	436
Ryan Gomes	Providence	2001-05	64	435
Jeremy Hazell	Seton Hall	2007-11	68	434
Andre McCloud	Seton Hall	1982-86	64	432
Dana Barros	Boston College	1985-89	64	430
Tim James	Miami	1995-99	72	423

FIELD GOALS ATTEMPTED

NAME	SCHOOL	YEARS	GP	FGA
Luke Harangody	Notre Dame	2006-10	65	1085
Lawrence Moten	Syracuse	1991-95	72	1069
Jeremy Hazell	Seton Hall	2007-11	68	1054
Felipe Lopez	St. John's	1994-98	72	1039
Dana Barros	Boston College	1985-89	64	981
Jamel Thomas	Providence	1995-99	72	954
Kerry Kittles	Villanova	1992-96	69	947
Chris Thomas	Notre Dame	2001-05	64	945
Troy Bell	Boston College	1999-03	62	941
Brandon Young	DePaul	2010-14	72	928

FIELD GOAL PERCENTAGE (*Minimum 5.0 FGM per game)

NAME	SCHOOL	CAREER	YRS	GP	FGM-FGA	PCT
Patrick Ewing	Georgetown	1981-85	4	62	377-620	.608
Emeka Okafor	Connecticut	2001-04	3	48	270-455	.593
Otis Thorpe	Providence	1980-84	4	58	337-586	.575
Chris Taft	Pittsburgh	2003-05	2	32	182-319	.571
Dwayne McClain	Villanova	1981-85	4	58	297-531	.559
Derrick Coleman	Syracuse	1986-90	4	64	361-647	.558
Dwayne Washington	Syracuse	1983-86	3	48	293-530	.553
Marty Headd	Syracuse	1979-81	2	20	107-194	.552
Chris Mullin	St. John's	1981-85	4	62	460-835	.551
Greg Monroe	Georgetown	2008-10	2	36	196-356	.551

One-year Players

Michael Bradley	Villanova	2000-01	1	16	140-207	.676
Justin Patton	Creighton	2016-17	1	18	108-163	.663

FREE THROWS MADE

NAME	SCHOOL	CAREER	YRS.	GP	FTM
Troy Bell	Boston College	1999-03	4	62	449
Zendon Hamilton	St. John's	1994-98	4	72	402
Alonzo Mourning	Georgetown	1988-92	4	62	402
Danya Abrams	Boston College	1993-97	4	71	387
Bill Curley	Boston College	1990-94	4	70	381
Chris Mullin	St. John's	1981-85	4	62	370
Terry Dehere	Seton Hall	1989-93	4	68	362
Charles Smith	Pittsburgh	1984-88	4	64	334
Scottie Reynolds	Villanova	2006-10	4	70	330
D'Angelo Harrison	St. John's	2011-15	4	69	329
Malik Sealy	St. John's	1988-92	4	64	323
JayVaughn Pinkston	Villanova	2011-15	4	72	314
Brian Shorter	Pittsburgh	1988-91	3	48	310
Mike Sweetney	Georgetown	2000-03	3	48	308
Derrick Coleman	Syracuse	1986-90	4	64	307
Luke Harangody	Notre Dame	2006-10	4	65	299
Troy Murphy	Notre Dame	1998-01	3	47	295
Billy Garrett, Jr.	DePaul	2014-17	4	69	293
Jason Lawson	Villanova	1993-97	4	71	286
Dominique Jones	USF	2007-10	3	54	281
Hakim Warrick	Syracuse	2001-05	4	63	279
Felipe Lopez	St. John's	1994-98	4	72	279
Lawrence Moten	Syracuse	1991-95	4	72	277
Jerry McCullough	Pittsburgh	1991-96	4	70	276
John Wallace	Syracuse	1992-96	4	72	276
Othella Harrington	Georgetown	1992-96	4	72	270
Arturas Karnishovas	Seton Hall	1990-94	4	68	271
Pat Garrity	Notre Dame	1995-98	3	54	271
Chris Smith	Connecticut	1988-92	4	64	265
Ed Pinckney	Villanova	1981-85	4	61	264
Eric Murdock	Providence	1987-91	4	63	263
Darryl Bryant	West Virginia	2008-12	4	72	263
D'Vauntes Smith-Rivera	Georgetown	2012-16	4	71	262
Rob Hodgson	Rutgers	1995-99	4	70	262
Jimmy Butler	Marquette	2008-11	3	54	257

FREE THROW ATTEMPTS

NAME	SCHOOL	YEARS	GP	FTA
Zendon Hamilton	St. John's	1994-98	72	572
Danya Abrams	Boston College	1993-97	71	565
Alonzo Mourning	Georgetown	1988-92	62	532
Troy Bell	Boston College	1999-03	62	516
Bill Curley	Boston College	1990-94	70	483
Charles Smith	Pittsburgh	1984-88	64	447
Brian Shorter	Pittsburgh	1988-91	48	446
Terry Dehere	Seton Hall	1989-93	68	446
Malik Sealy	St. John's	1988-92	64	441
Derrick Coleman	Syracuse	1986-90	64	438

FREE THROW PERCENTAGE (*Minimum 2.5 FTM per game)

NAME	SCHOOL	CAREER	YRS	GP	FTM-FTA	PCT
Andrew Rowsey	Marquette	2016-	1	18	58-62	.935
Gerry McNamara	Syracuse	2002-06	4	64	199-217	.917
Gary Buchanan	Villanova	1999-03	4	63	179-196	.913
Sean Miller	Pittsburgh	1987-92	4	66	209-230	.909
Jason Matthews	Pittsburgh	1987-91	4	64	255-287	.889
Sharaud Curry	Providence	2005-10	4	66	197-224	.879
Ashton Gibbs	Pittsburgh	2008-12	4	69	175-199	.879
Troy Bell	Boston College	1999-03	4	62	449-516	.870
Chris Mullin	St. John's	1981-85	4	62	370-430	.861
Chris Thomas	Notre Dame	2001-05	4	64	256-299	.856
Dana Barros	Boston College	1985-89	4	64	252-295	.854
Dan Schayes	Syracuse	1979-81	2	20	91-107	.851
James Jones	Miami	1999-03	4	63	167-197	.848
Maalik Wayns	Villanova	2009-12	3	51	182-215	.847
Richard Hamilton	Connecticut	1996-99	3	53	223-264	.844
Greg Woodard	Villanova	1988-92	4	66	235-279	.842
Earl Kelley	Connecticut	1982-86	4	49	229-273	.839
D'Vauntes Smith-Rivera	Georgetown	2012-16	4	71	262-313	.837
Kris Jenkins	Villanova	2014-17	4	72	145-174	.833
Greg Harvey	St. John's	1987-90	2	30	100-120	.833
John Salmons	Miami	1998-01	4	66	196-236	.831
Allan Ray	Villanova	2002-06	4	63	195-235	.830
Davante Gardner	Marquette	2010-14	4	62	251-303	.828
Geoff Billett	Rutgers	1995-99	4	72	234-283	.826
Matt Carroll	Notre Dame	1999-02	4	63	161-195	.826
Shamorie Ponds	St. John's	2016-	1	18	80-97	.825
Russ Smith	Louisville	2010-13	3	45	151-183	.825
Johnny Hemsley	Miami	1996-00	4	60	153-186	.823
Lazar Hayward	Marquette	2006-10	4	70	184-224	.821
Scottie Reynolds	Villanova	2006-10	4	70	330-403	.819
Rob Hodgson	Rutgers	1995-99	4	70	262-320	.818
Jalen Brunson	Villanova	2015-	2	36	107-131	.817
Kellen Dunham	Butler	2013-16	3	54	196-240	.817
Gerald Riley	Georgetown	2000-04	4	64	170-208	.817
Bryce Cotton	Providence	2010-14	4	71	247-303	.815
Carlton Screen	Providence	1986-90	4	62	185-227	.815
Khalid El-Amin	Connecticut	1997-00	3	52	131-161	.814
Corny Thompson	Connecticut	1979-82	3	34	143-176	.813
Terry Dehere	Seton Hall	1989-93	4	68	362-446	.812
Marcus Lovett	St. John's	2016-	1	18	68-84	.810
Marcus Williams	Connecticut	2003-06	3	34	98-121	.810
Billy Garrett, Jr.	DePaul	2014-17	4	69	281-357	.809
Arturas Karnishovas	Seton Hall	1990-94	4	68	271-336	.807
Dan Callandrillo	Seton Hall	1979-82	3	34	199-247	.806
Michael Jackson	Georgetown	1982-86	4	62	178-221	.805

One-year Players

Steve Novak	Marquette	2005-06	1	16	50-52	.962
Bernard Rencher	St. John's	1979-80	1	6	15-17	.882
Jonathan Hargett	West Virginia	2001-02	1	16	58-66	.879
Taquan Dean	Louisville	2005-06	1	14	44-51	.863

THREE-POINT FIELD GOALS MADE

NAME	SCHOOL	YEARS	GP	3FGM
Jeremy Hazell	Seton Hall	2007-11	68	201
Colin Falls	Notre Dame	2003-07	64	189
Gerry McNamara	Syracuse	2002-06	64	183
Steve Edwards	Miami	1992-96	72	178
Deonta Vaughn	Cincinnati	2006-10	70	172
Allan Ray	Villanova	2002-06	63	168
Gary Buchanan	Villanova	1999-03	63	167
Kerry Kittles	Villanova	1992-96	69	166
Terry Dehere	Seton Hall	1989-93	68	166
Troy Bell	Boston College	1999-03	62	165
Matt Carroll	Notre Dame	1999-03	63	159
Scottie Reynolds	Villanova	2006-10	70	159
Bryce Cotton	Providence	2010-14	71	156
Darius Lane	Seton Hall	1999-02	48	155
Geoff Billett	Rutgers	1995-99	72	154
D'Angelo Harrison	St. John's	2011-15	69	153
Chris Thomas	Notre Dame	2001-05	64	149
Kris Jenkins	Villanova	2014-17	72	149
Ryan Arcidiacono	Villanova	2012-16	72	147
D'Vauntes Smith-Rivera	Georgetown	2012-16	71	147
Darius Rice	Miami	2000-04	61	147
Dana Barros	Boston College	1985-89	64	145
Andy Rautins	Syracuse	2005-10	63	143
Donnie McGrath	Providence	2002-06	63	142
Jamar Nutter	Seton Hall	2004-07	65	141
Chris Quinn	Notre Dame	2002-06	64	141
Ricky Shields	Rutgers	2001-05	64	141
Kyle McAlarney	Notre Dame	2005, 07-09	52	140
Jason Matthews	Pittsburgh	1987-91	64	139
Ashton Gibbs	Pittsburgh	2008-12	69	139
Colin Falls	Notre Dame	2003-06	48	135
Kevin Pittsnogle	West Virginia	2002-06	64	135
Rashad Anderson	Connecticut	2002-06	58	130
Lawrence Moten	Syracuse	1991-95	72	130
Richard Hamilton	Connecticut	1996-99	53	129
Ray Allen	Connecticut	1993-96	54	129

THREE-POINT FIELD GOALS ATTEMPTED

NAME	SCHOOL	CAREER	GP	3FGA
Jeremy Hazell	Seton Hall	2007-11	68	593
Gerry McNamara	Syracuse	2002-06	64	545
Deonta Vaughn	Cincinnati	2006-10	70	514
Steve Edwards	Miami	1992-96	72	508
Colin Falls	Notre Dame	2003-07	64	466
Gary Buchanan	Villanova	1999-03	63	448
Troy Bell	Boston College	1999-03	62	446
Allan Ray	Villanova	2002-06	63	440
Chris Thomas	Notre Dame	2001-05	64	438
Terry Dehere	Seton Hall	1989-93	68	437
Darius Rice	Miami	2000-04	61	431
Bryce Cotton	Providence	2010-14	71	422
D'Angelo Harrison	St. John's	2011-15	69	419
Lawrence Moten	Syracuse	1991-95	72	415
Scottie Reynolds	Villanova	2006-10	70	413
Ricky Shields	Rutgers	2001-05	64	409
Geoff Billett	Rutgers	1995-99	72	407
Matt Carroll	Notre Dame	1999-03	63	406
Kerry Kittles	Villanova	1992-96	69	405
Darius Lane	Seton Hall	1999-02	48	404
Donnie McGrath	Providence	2002-06	63	392
Ryan Arcidiacono	Villanova	2012-16	72	381
Kris Jenkins	Villanova	2014-17	72	379
Jamar Nutter	Seton Hall	2004-07	65	376
Andy Rautins	Syracuse	2005-10	63	372
Dana Barros	Boston College	1985-89	64	363
Jamel Thomas	Providence	1995-99	72	359
Shaheen Holloway	Seton Hall	1996-99	68	357
Patrick Beilein	West Virginia	2002-06	64	356
Andre Barrett	Seton Hall	2000-04	64	348
Levell Sanders	Seton Hall	1994-98	72	348
Richard Hamilton	Connecticut	1996-99	53	345
Ashton Gibbs	Pittsburgh	2008-12	69	343
Kevin Pittsnogle	West Virginia	2002-06	64	340
Will Walker	DePaul	2006-10	67	340
Darryl Bryant	West Virginia	2008-12	72	340


THREE-POINT FIELD GOAL PERCENTAGE

(*Minimum 1.5 3FGM per game; years indicate when 3-pointer was in effect)

NAME	SCHOOL	CAREER	YRS	GP	3FGM-FGA	PCT
Markus Howard	Marquette	2016-	1	18	55-96	.573
Andrew Rowsey	Marquette	2016-	1	18	44-91	.484
Jason Matthews	Pittsburgh	1987-91	4	64	139-298	.466
Ryan Ayers	Notre Dame	2005-09	4	59	90-200	.455
Tim Abromaitis	Notre Dame	2007-11	3	39	88-201	.438
Chris Quinn	Notre Dame	2002-06	4	64	141-323	.437
Howard Easley	Boston College	1990-94	4	70	110-253	.435
Brian Chase	Virginia Tech	2000-03	3	45	105-243	.432
Sterling Gibbs	Seton Hall	2013-15	2	33	66-154	.429
Albert Mouring	Connecticut	1997-01	4	58	96-225	.427
Alex Barlow	Butler	2013-15	2	36	61-144	.424
Kyle McAlarney	Notre Dame	2006-09	4	52	140-332	.422
Todd Billet	Rutgers	1999-01	2	32	98-233	.421
Ray Allen	Connecticut	1993-96	3	54	129-298	.420
Keith Friel	Notre Dame	1996-98	2	20	37-89	.416
Ronald Ramon	Pittsburgh	2004-08	4	65	119-287	.415
Doron Sheffer	Connecticut	1993-96	3	54	105-255	.412
Kerry Kittles	Villanova	1992-96	4	69	166-405	.410
Delray Brooks	Providence	1986-88	2	32	77-188	.410
Colin Falls	Notre Dame	2003-07	3	64	189-466	.406
Ashton Gibbs	Pittsburgh	2008-12	4	69	139-343	.405
Kyle Kuric	Louisville	2008-12	4	57	96-237	.405
Darius Johnson-Odom	Marquette	2009-12	3	54	125-309	.405
Sean Miller	Pittsburgh	1987-92	4	66	117-291	.402
Jake Morton	Miami	1991-93	2	33	51-127	.401
Greg Woodard	Villanova	1988-92	4	66	102-255	.400

One-year Players

Steve Novak	Marquette	2005-06	1	16	70-148	.473
Doug McDermott	Creighton	2013-14	1	18	50-108	.463
Rick Kreklow	Creighton	2014-15	1	17	33-73	.452
Ethan Wragge	Creighton	2013-14	1	18	50-110	.455
Damon Santiago	Rutgers	1995-96	1	18	53-120	.442
Luke Hancock	Louisville	2013-14	1	18	32-74	.432
Avery Woodson	Butler	2016-17	1	18	41-96	.427
Sean Connelly	Providence	1998-99	1	18	37-90	.411



Jeremy Hazell, Seton Hall

ASSISTS

NAME	SCHOOL	CAREER	YRS.	GP	AVG.	A
Vincent Council	Providence	2009-13	4	71	6.4	454
Sherman Douglas	Syracuse	1985-89	4	61	7.0	426
Chris Thomas	Notre Dame	2001-05	4	64	6.4	413
Sean Miller	Pittsburgh	1987-92	4	66	6.0	401
Shaheen Holloway	Seton Hall	1996-00	4	68	5.9	398
Tory Jackson	Notre Dame	2006-10	4	70	5.6	392
Jason Hart	Syracuse	1996-00	4	70	5.6	389
Brandin Knight	Pittsburgh	1999-03	4	64	5.9	375
Joey Brown	Georgetown	1990-94	4	69	5.3	364
Kevin Braswell	Georgetown	1998-02	4	66	5.5	363
Jerry McCullough	Pittsburgh	1991-96	4	70	5.1	360
Adrian Autry	Syracuse	1990-94	4	69	5.0	347
Mark Jackson	St. John's	1983-87	4	64	5.3	342
Jason Buchanan	St. John's	1988-92	4	66	5.1	339
Kevin Ollie	Connecticut	1991-95	4	71	4.6	329
Kevin Norris	Miami	1994-98	4	72	4.5	325
Scoop Jardine	Syracuse	2007-09-12	4	70	4.6	323
Dominic James	Marquette	2005-09	4	65	4.9	320
Dwayne Washington	Syracuse	1983-86	3	48	6.6	317
Peyton Siva	Louisville	2009-13	4	72	6.6	315
Taliek Brown	Connecticut	2000-04	4	60	5.3	315
Andre Barrett	Seton Hall	2000-04	4	64	4.9	312
Carl Krauser	Pittsburgh	2002-06	4	63	4.9	309
Chris Howard	USF	2006-10	4	68	4.5	307
Doron Sheffer	Connecticut	1993-96	3	54	5.7	306
Darelle Porter	Pittsburgh	1987-91	4	64	4.7	301
Vernon Jennings	Miami	1996-00	4	68	4.4	300
Michael Jackson	Georgetown	1982-86	4	62	4.8	299
Gerry McNamara	Syracuse	2002-06	4	64	4.7	299
Brandon Young	DePaul	2010-14	4	72	4.1	296
Kenny Wilson	Villanova	1985-89	4	64	4.6	295
Howard Easley	Boston College	1990-94	4	70	4.2	294
Duane Woodward	Boston College	1994-98	4	69	4.2	293
Jordan Theodore	Seton Hall	2008-12	4	72	4.0	290
Vonteego Cummings	Pittsburgh	1995-99	4	62	4.6	290
John Celestand	Villanova	1995-99	4	70	4.1	290

ASSISTS AVERAGE

NAME	SCHOOL	CAREER	YRS.	GP	ASSIST.	AVG.
Marcus Williams	Connecticut	2003-06	3	34	276	8.1
Sherman Douglas	Syracuse	1985-89	4	61	426	7.0
God Shammgod	Providence	1995-97	2	35	241	6.9
Maurice Watson Jr.	Creighton	2015-	1	18	121	6.7
Dwayne Washington	Syracuse	1983-86	3	48	317	6.6
Chris Thomas	Notre Dame	2001-05	4	64	413	6.4
Vincent Council	Providence	2009-13	4	71	454	6.4
Abdul Abdullah	Providence	1992-94	2	35	213	6.1
Sean Miller	Pittsburgh	1987-92	4	66	401	6.0
Dee Davis	Xavier	2013-15	2	36	213	5.9
Brandin Knight	Pittsburgh	1999-03	4	64	375	5.9
Shaheen Holloway	Seton Hall	1996-00	4	68	398	5.9
Doron Sheffer	Connecticut	1993-96	3	54	306	5.7
Stewart Granger	Villanova	1980-83	3	44	250	5.7
Jerian Grant	Notre Dame	2011-13	2	36	203	5.6
Jason Hart	Syracuse	1996-00	4	70	389	5.6
Billy Culbertson	Pittsburgh	1982-84	2	32	178	5.6
Tory Jackson	Notre Dame	2006-10	4	70	392	5.6
Anthony Collins	USF	2011-13	2	36	198	5.5
Kevin Braswell	Georgetown	1998-02	4	66	363	5.5
Eddie Moss	Syracuse	1979-81	2	20	108	5.4
Kris Dunn	Providence	2012-16	3	54	286	5.3
Taliek Brown	Connecticut	2000-04	4	60	315	5.3
Joey Brown	Georgetown	1990-94	4	69	364	5.3
Mark Jackson	St. John's	1983-87	4	64	342	5.3
Jerry McCullough	Pittsburgh	1991-96	4	70	360	5.1
Jason Buchanan	St. John's	1988-92	4	66	339	5.1

One-year players

Omar Cook	St. John's	2000-01	1	16	135	8.4
Kenny Brunner	Georgetown	1997-98	1	11	71	6.5
John Duren	Georgetown	1979-80	1	6	36	6.0
Bernard Rencher	St. John's	1979-80	1	6	36	6.0
Doug Gottlieb	Notre Dame	1995-96	1	18	103	5.7

STEALS

NAME	SCHOOL	CAREER	YRS.	GP	AVG.	STLS
John Linehan	Providence	1997-02	4	68	3.3	226
Eric Murdock	Providence	1987-91	4	63	3.1	197
Jerry McCullough	Pittsburgh	1991-96	4	70	2.5	174
Jason Hart	Syracuse	1996-00	4	70	2.4	168
Kevin Braswell	Georgetown	1998-02	4	66	2.5	165
Kerry Kittles	Villanova	1992-96	4	69	2.3	156
Fuquan Edwin	Seton Hall	2010-14	4	70	2.2	153
Brandin Knight	Pittsburgh	1999-03	4	64	2.3	149
Michael Adams	Boston College	1981-85	4	58	2.6	148
Troy Bell	Boston College	1999-03	4	62	2.3	144
Jerel McNeal	Marquette	2005-09	4	66	2.1	141
Scott Burrell	Connecticut	1989-93	4	61	2.3	138
Shaheen Holloway	Seton Hall	1996-00	4	68	1.9	131
Allen Iverson	Georgetown	1994-96	2	36	3.6	131
Joey Brown	Georgetown	1990-94	4	69	1.9	131
Vernon Jennings	Miami	1996-00	4	68	1.9	130
Lawrence Moten	Syracuse	1991-95	4	72	1.8	129
Vonteego Cummings	Pittsburgh	1995-99	4	62	2.1	128
Jeremy Hazell	Seton Hall	2007-11	4	68	1.9	127
Adrian Griffin	Seton Hall	1992-96	4	72	1.7	125
Adrian Autry	Syracuse	1990-94	4	69	1.8	123
Kevin Norris	Miami	1994-98	4	72	1.7	122
Paul Gause	Seton Hall	2005-09	4	54	2.2	121
Dominic James	Marquette	2005-09	4	65	1.9	120
Gerry McNamara	Syracuse	2002-06	4	64	1.9	119
Ricardo Greer	Pittsburgh	1997-01	4	67	1.7	118
Damian Owens	West Virginia	1995-98	3	54	2.2	117
Malik Sealy	St. John's	1988-92	4	64	1.8	116
Kris Dunn	Providence	2012-16	3	54	2.1	115
Levell Sanders	Seton Hall	1994-98	4	72	1.6	115
Alvin Williams	Villanova	1993-97	4	71	1.6	115
Chris Mullin	St. John's	1981-85	4	62	1.8	113
Kellii Taylor	Pittsburgh	1996-00	4	47	2.4	112
Duane Woodward	Boston College	1994-98	4	69	1.6	112

STEALS AVERAGE

NAME	SCHOOL	CAREER	YRS.	GP	STEALS	AVG.
Mike Moses	St. John's	1983-85	2	32	125	3.91
Allen Iverson	Georgetown	1994-96	2	36	131	3.64
John Linehan	Providence	1997-02	4	68	226	3.32
Eric Murdock	Providence	1987-91	4	63	197	3.13
Marcus Hatten	St. John's	2001-03	2	32	94	2.94
Michael Adams	Boston College	1981-85	4	58	148	2.55
Kevin Braswell	Georgetown	1998-02	4	66	165	2.50
Jerry McCullough	Pittsburgh	1991-96	4	70	174	2.48
Jason Hart	Syracuse	1996-00	4	70	168	2.40
Kellii Taylor	Pittsburgh	1996-00	4	47	112	2.38
Brandin Knight	Pittsburgh	1999-03	4	64	149	2.33
Troy Bell	Boston College	1999-03	4	62	144	2.32
Scott Burrell	Connecticut	1989-93	4	61	138	2.26
Kerry Kittles	Villanova	1992-96	4	69	156	2.26
Dwayne Washington	Syracuse	1983-86	3	48	108	2.25
Eddie Moss	Syracuse	1979-81	2	20	45	2.25
Dan Callandrillo	Seton Hall	1979-82	3	34	76	2.24
Paul Gause	Seton Hall	2005-09	4	54	121	2.24
Fuquan Edwin	Seton Hall	2010-14	4	70	153	2.19
Damian Owens	West Virginia	1995-98	3	54	117	2.17
Jerel McNeal	Marquette	2005-09	4	66	141	2.14
Kris Dunn	Providence	2012-16	3	54	115	2.13
Billy Owens	Syracuse	1988-91	3	48	102	2.13
Marvis 'Bootsy' Thornton	St. John's	1998-00	2	34	71	2.09
God Shammgod	Providence	1995-97	2	35	73	2.09
Jae Crowder	Marquette	2010-12	2	36	75	2.08

One-year Players

Nadav Henefeld	Connecticut	1989-90	1	16	59	3.69
Bernard Rencher	St. John's	1979-80	1	6	18	3.00
Jerome Scott	Miami	1991-92	1	18	43	2.38
John Duren	Georgetown	1979-80	1	6	14	2.33
Louis Orr	Syracuse	1979-80	1	6	13	2.16
Reggie Carter	St. John's	1979-80	1	6	13	2.16

BLOCKED SHOTS

NAME	SCHOOL	CAREER	YRS.	GP	AVG.	BLKS
Patrick Ewing	Georgetown	1981-85	4	62	3.98	247
Hasheem Thabeet	Connecticut	2006-09	3	52	4.67	243
Etan Thomas	Syracuse	1996-00	4	64	3.63	232
Alonzo Mourning	Georgetown	1988-92	4	62	3.61	224
Jason Lawson	Villanova	1993-97	4	71	3.04	216
Emeka Okafor	Connecticut	2001-04	3	48	4.30	207
Dikembe Mutombo	Georgetown	1988-91	3	48	3.83	184
Constantin Popa	Miami	1991-95	4	72	2.22	160
Charles Smith	Pittsburgh	1984-88	4	64	2.47	158
Hamady Ndiaye	Rutgers	2006-10	4	70	2.24	157
Marcus Douthit	Providence	2000-04	4	63	2.39	151
Rony Seikaly	Syracuse	1984-88	4	64	2.36	151
Derrick Coleman	Syracuse	1986-90	4	64	2.28	146
Chris Obekpa	St. John's	2012-15	3	51	2.82	144
Tim James	Miami	1995-99	4	72	2.00	144
Ruben Boumtje Boumtje	Georgetown	1997-01	4	52	2.75	143
Donyell Marshall	Connecticut	1991-94	3	54	2.61	141
Rick Jackson	Syracuse	2007-11	4	71	1.93	139
Gorgui Dieng	Louisville	2010-13	3	49	2.71	133
Conrad McRae	Syracuse	1989-93	4	60	2.22	133
Ed Pinckney	Villanova	1981-85	4	61	2.11	129
Herve Lamizana	Rutgers	2000-04	4	48	2.56	123
Jeremy McNeil	Syracuse	2000-04	4	60	2.01	121
John Wallace	Syracuse	1992-96	4	72	1.67	120
Eric Mobley	Pittsburgh	1991-94	3	53	2.25	119
Othella Harrington	Georgetown	1992-96	4	72	1.64	118

BLOCKED SHOTS AVERAGE

NAME	SCHOOL	CAREER	YRS.	GP	BLK	AVG.
Hasheem Thabeet	Connecticut	2006-09	3	52	243	4.67
Emeka Okafor	Connecticut	2001-04	3	48	207	4.30
Patrick Ewing	Georgetown	1981-85	4	62	247	3.98
Dikembe Mutombo	Georgetown	1988-91	3	48	184	3.83
Etan Thomas	Syracuse	1996-00	4	64	232	3.63
Alonzo Mourning	Georgetown	1988-92	4	62	224	3.61
Jason Lawson	Villanova	1993-97	4	71	216	3.04
Darryl Watkins	Syracuse	2003-07	4	47	117	2.89
Chris Obekpa	St. John's	2012-15	3	51	144	2.82
Ruben Boumtje Boumtje	Georgetown	1997-01	4	52	143	2.75
D'or Fischer	West Virginia	2003-05	2	31	84	2.71
Samuel Dalembert	Seton Hall	1999-01	2	32	86	2.69
Donyell Marshall	Connecticut	1991-94	3	54	141	2.61
Herve Lamizana	Rutgers	2000-04	4	48	123	2.56
Ryan Humphrey	Notre Dame	2000-02	2	31	77	2.48
Charles Smith	Pittsburgh	1984-88	4	64	158	2.47
Marcus Douthit	Providence	2000-04	4	63	151	2.39
Rony Seikaly	Syracuse	1984-88	4	64	151	2.36
Carson Desrosiers	Providence	2013-15	2	33	76	2.30
Derrick Coleman	Syracuse	1986-90	4	64	146	2.28
Eric Mobley	Pittsburgh	1991-94	3	53	119	2.25
Hamady Ndiaye	Rutgers	2006-10	4	70	157	2.24
Constantin Popa	Miami	1991-95	4	72	160	2.22
Conrad McRae	Syracuse	1989-93	4	60	133	2.22
Kassoum Yakwe	St. John's	2015-	2	36	79	2.19
Ed Pinckney	Villanova	1981-85	4	61	129	2.11
Josh Boone	Connecticut	2003-06	3	47	98	2.09

One-year Players

Eddie Griffin	Seton Hall	2000-01	1	15	61	4.07
Eric Hicks	Cincinnati	2005-06	1	16	53	3.31
Solomon Jones	USF	2005-06	1	16	41	2.56
Andre Drummond	Connecticut	2011-12	1	18	46	2.56
Gregory Echenique	Rutgers	2008-09	1	18	44	2.44

GAMES PLAYED

NAME	SCHOOL	CAREER	YRS.	GP
Josh Hart	Villanova	2013-17	4	72
Kris Jenkins	Villanova	2013-17	4	72
Ryan Arcidiacono	Villanova	2012-16	4	72
LaDontae Henton	Providence	2011-15	4	72
JayVaughn Pinkston	Villanova	2011-15	4	72
Nate Lubick	Georgetown	2010-14	4	72
Brandon Young	DePaul	2010-14	4	72
Kadeem Batts	Providence	2010-14	4	72
Peyton Siva	Louisville	2010-13	4	72
Toarlyn Fitzpatrick	USF	2010-13	4	72
Brandon Triche	Syracuse	2010-13	4	72
Dane Miller	Rutgers	2010-13	4	72
Darryl Bryant	West Virginia	2008-12	4	72
Jason Clark	Georgetown	2008-12	4	72
Jordan Theodore	Seton Hall	2008-12	4	72
John Flowers	West Virginia	2007-11	4	72
Paris Horne	St. John's	2007-11	4	72
Justin Burrell	St. John's	2007-11	4	72
Corey Fisher	Villanova	2007-11	4	72
D.J. Kennedy	St. John's	2007-11	4	72
Rashad Bishop	Cincinnati	2007-11	4	72
Mike Coburn	Rutgers	2007-11	4	72
Gilbert Brown	Pittsburgh	2007-11	4	72
Rick Jackson	Syracuse	2007-11	4	72
Antonio Pena	Villanova	2007-11	4	72
Kevin Jones	West Virginia	2007-11	4	72

GAMES STARTED

NAME	SCHOOL	CAREER	YRS.	GP
Brandon Triche	Syracuse	2010-13	4	72
Ryan Arcidiacono	Villanova	2012-16	4	71
Brandon Young	DePaul	2010-14	4	71
D.J. Kennedy	St. John's	2007-11	4	70
Deonta Vaughn	Cincinnati	2006-10	4	69
Tory Jackson	Notre Dame	2006-10	4	69
Darryl Bryant	West Virginia	2008-12	4	69

MINUTES PLAYED

NAME	SCHOOL	CAREER	YRS.	GP	MP
LaDontae Henton	Providence	2011-15	4	72	2660
Tory Jackson	Notre Dame	2006-10	4	69	2510
Vincent Council	Providence	2010-13	4	71	2498
Chris Thomas	Notre Dame	2001-05	4	64	2487
D'Vauntes Smith-Rivera	Georgetown	2012-16	4	71	2452
D'Angelo Harrison	St. John's	2011-15	4	69	2447
Deonta Vaughn	Cincinnati	2006-10	4	69	2401
Bryce Cotton	Providence	2010-14	4	71	2385
Ryan Arcidiacono	Villanova	2012-16	4	72	2364
Gerry McNamara	Syracuse	2002-06	4	64	2336
Chris Howard	USF	2006-10	4	68	2335
Jeremy Hazell	Seton Hall	2007-11	4	68	2330
Brandon Young	DePaul	2010-14	4	72	2317
Kevin Jones	West Virginia	2007-11	4	72	2315
Andre Barrett	Seton Hall	2000-04	4	64	2297
Geoff McDermott	Providence	2005-09	4	68	2295

Annual Leaders

TEAM SCORING

	GP	FG	3FG	FT	PTS.	AVG.	
2016-17	Marquette	18	506	196	243	1451	80.6
2015-16	Xavier	18	491	136	335	1453	80.7
2014-15	Villanova	18	441	180	318	1380	76.7
2013-14	Creighton	18	490	173	249	1402	77.9
2012-13	Louisville	18	444	88	287	1263	70.2
2001-12	Marquette	18	464	1018	304	1339	74.4
2010-11	Marquette	18	445	103	324	1317	73.2
2009-10	Villanova	18	498	127	346	1469	81.6
2008-09	Villanova	18	489	120	333	1431	79.5
2007-08	Notre Dame	18	503	147	295	1448	80.4
2006-07	Notre Dame	16	406	132	259	1203	75.2
2005-06	Notre Dame	16	426	172	235	1259	78.7
2004-05	Connecticut	16	427	79	300	1233	77.1
2003-04	Connecticut	16	455	98	186	1194	74.6
2002-03	Boston College	16	456	112	272	1296	81.0
2001-02	Georgetown	16	420	92	330	1268	79.2
2000-01	Boston College	16	421	115	290	1247	77.9
1999-00	Syracuse	16	419	92	276	1206	75.4
1998-99	St. John's	18	520	114	258	1412	78.4
1997-98	West Virginia	18	534	99	268	1385	76.9
1996-97	West Virginia	18	522	86	268	1398	77.7
1995-96	Connecticut	18	515	131	274	1435	79.7
1994-95	Connecticut	18	542	129	276	1489	82.7
1993-94	Connecticut	18	510	108	325	1453	80.7
1992-93	Seton Hall	18	440	95	408	1383	76.8
1991-92	Connecticut	18	465	119	346	1395	77.5
1990-91	Pittsburgh	16	409	101	388	1307	81.7
1989-90	Providence	16	452	95	338	1337	83.6
1988-89	Syracuse	16	499	53	253	1304	81.5
1987-88	Syracuse	16	480	60	242	1262	78.9
1986-87	Providence	16	450	129	298	1327	82.9
1985-86	Georgetown	16	476	—	304	1256	78.5
1984-85	St. John's	16	448	—	326	1222	76.4
1983-84	Syracuse	16	504	—	248	1255	78.4
1982-83	Syracuse	16	518	—	289	1325	82.8
1981-82	Syracuse	14	401	—	265	1067	76.2
1980-81	Syracuse	14	383	—	231	997	71.2
1979-80	Syracuse	6	195	—	104	494	82.3

TEAM SCORING MARGIN

	GP	PTS.	AVG.	PTS.	AVG.	MARGIN	
2016-17	Villanova	18	1373	76.3	1162	64.6	11.7
2015-16	Villanova	18	1453	80.7	1186	65.9	11.7
2014-15	Villanova	18	1380	76.7	1150	63.9	12.8
2013-14	Villanova	18	1390	77.2	1211	67.3	9.9
2012-13	Louisville	18	1263	70.2	1055	58.6	11.6
2011-12	Syracuse	18	1286	71.4	1100	61.1	10.3
2010-11	Pittsburgh	18	1247	69.3	1081	60.1	9.2
2009-10	Syracuse	18	1389	77.2	1243	69.1	8.1
2008-09	Pittsburgh	18	1408	78.2	1218	67.7	10.6
2007-08	Louisville	18	1282	71.2	1105	61.4	9.8
2006-07	Georgetown	16	1080	67.5	924	57.8	9.7
2005-06	Connecticut	16	1235	77.2	1079	67.4	9.8
2004-05	Connecticut	16	1233	77.1	1090	68.1	8.9
2003-04	Connecticut	16	1194	74.6	1036	64.8	9.9
2002-03	Pittsburgh	16	1156	72.2	985	61.6	10.7
2001-02	Pittsburgh	16	1169	73.1	1039	64.9	8.1
2000-01	Boston College	16	1247	77.9	1090	68.1	9.8
1999-00	Syracuse	16	1206	75.4	1037	64.8	10.6
1998-99	Connecticut	18	1329	74.9	1137	63.2	11.8
1997-98	Connecticut	18	1374	76.3	1175	65.3	11.1
1996-97	Villanova	18	1335	74.2	1236	68.7	5.5
1995-96	Connecticut	18	1435	79.7	1204	66.9	12.8
1994-95	Connecticut	18	1489	82.7	1303	72.4	10.3
1993-94	Connecticut	18	1453	80.7	1280	71.1	9.6
1992-93	Seton Hall	18	1383	76.8	1251	69.5	7.3
1991-92	St. John's	18	1269	70.5	1175	65.3	5.2
1990-91	Syracuse	16	1279	79.9	1200	75.0	4.9
1989-90	Georgetown	16	1257	78.6	1113	69.6	9.0
1988-89	Syracuse	16	1304	81.5	1175	73.4	8.1
1987-88	Syracuse	16	1262	78.9	1130	70.6	8.3
1986-87	Georgetown	16	1183	73.9	1069	66.8	7.1
1985-86	Georgetown	16	1256	78.5	1107	69.2	9.3
1984-85	Georgetown	16	1189	74.3	966	60.4	13.9
1983-84	Georgetown	16	1212	75.8	1004	62.8	13.0
1982-83	St. John's	16	1234	77.1	1093	68.3	8.8
1981-82	Georgetown	14	990	70.7	831	59.4	11.3
1980-81	Boston College	14	972	69.4	906	64.7	4.7
1979-80	Syracuse	6	494	82.3	434	72.3	10.0

TEAM REBOUNDING

	GP	REB	AVG.	
2016-17	Seton Hall	18	697	38.7
2015-16	Seton Hall	18	724	40.2
2014-15	Butler	18	655	36.4
2013-14	Providence	18	651	36.2
2012-13	Providence	18	671	37.3
2001-12	Villanova	18	704	39.1
2010-11	Pittsburgh	18	673	37.4
2009-10	West Virginia	18	697	38.7
2008-09	Connecticut	18	748	41.6
2007-08	Notre Dame	18	747	41.5
2006-07	Connecticut	16	650	40.6
2005-06	Connecticut	16	713	44.6
2004-05	Connecticut	16	685	42.6
2003-04	Connecticut	16	697	43.6
2002-03	Connecticut	16	667	41.7
2001-02	Notre Dame	16	662	41.4
2000-01	Georgetown	16	671	41.9
1999-00	Georgetown	16	672	42.0
1998-99	Georgetown	18	772	42.9
1997-98	Connecticut	18	740	41.1
1996-97	Georgetown	18	810	45.0
1995-96	Georgetown	18	740	41.1
1994-95	Connecticut	18	717	39.8
1993-94	Syracuse	18	706	39.2
1992-93	Providence	18	716	39.8
1991-92	Providence	18	729	40.5
1990-91	Providence	16	643	40.2
1989-90	Georgetown	16	665	41.6
1988-89	Seton Hall	16	614	38.4
1987-88	Syracuse	16	625	39.1
1986-87	Georgetown	16	638	39.9
1985-86	Georgetown	16	620	38.8
1984-85	Georgetown	16	599	37.4
1983-84	Georgetown	16	591	36.9
1982-83	Syracuse	16	629	39.7
1981-82	Georgetown	14	498	35.6
1980-81	St. John's	14	456	32.6
1979-80	Syracuse	6	241	40.2

TEAM REBOUNDING MARGIN

	GP	REB.	AVG.	OPP. REB.	OPP. AVG.	MARGIN	
2016-17	Xavier	18	670	37.2	545	30.3	6.9
2015-16	Xavier	18	706	39.2	636	35.3	3.9
2014-15	Butler	18	655	36.4	524	29.1	7.3
2013-14	Xavier	18	618	34.3	554	30.8	3.6
2012-13	Marquette	18	620	34.3	547	30.4	4.1
2011-12	West Virginia	18	673	37.4	569	31.6	5.8
2010-11	Pittsburgh	18	673	37.4	544	30.2	7.2
2009-10	West Virginia	18	697	38.7	607	33.7	5.0
2008-09	Pittsburgh	18	713	39.6	525	29.2	10.4
2007-08	Syracuse	18	702	39.0	617	34.3	4.7
2006-07	Pittsburgh	16	553	34.6	471	29.4	5.1
2005-06	Connecticut	16	713	44.6	556	34.8	9.8
2004-05	Connecticut	16	685	42.8	558	34.9	7.9
2003-04	Connecticut	16	697	43.6	582	36.4	7.2
2002-03	Connecticut	16	667	41.7	580	36.2	5.4
2001-02	Connecticut	16	660	41.2	578	36.1	5.1
2000-01	Georgetown	16	671	41.9	571	35.7	6.2
1999-00	Georgetown	16	672	42.0	614	38.4	3.6
1998-99	Connecticut	18	721	40.1	624	34.7	5.4
1997-98	Connecticut	18	740	41.1	639	35.5	5.6
1996-97	St. John's	18	766	42.6	617	34.3	8.3
1995-96	Connecticut	18	724	40.2	606	33.7	6.5
1994-95	Connecticut	18	717	39.8	624	34.7	5.1
1993-94	Providence	18	705	39.2	605	33.6	5.6
1992-93	Providence	18	716	39.8	594	33.0	6.8
1991-92	Providence	18	729	40.5	612	34.0	6.5
1990-91	Georgetown	16	611	38.2	533	33.3	4.9
1989-90	Georgetown	16	665	41.6	558	34.9	6.7
1988-89	Seton Hall	16	614	38.4	541	33.8	4.6
1987-88	Syracuse	16	625	39.1	525	32.8	6.3
1986-87	Pittsburgh	16	635	39.7	517	32.3	7.4
1985-86	Georgetown	16	620	38.8	533	33.3	5.5
1984-85	Georgetown	16	599	37.4	522	32.6	4.8
1983-84	Georgetown	16	591	36.9	509	31.8	5.1
1982-83	Syracuse	16	629	39.7	572	35.8	3.9
1981-82	Georgetown	14	498	35.6	438	31.3	4.3

TEAM FIELD GOAL PERCENTAGE

		GP	FGM	FGA	PCT.
2016-17	Creighton	18	533	1078	.494
2015-16	Villanova	18	472	1001	.472
2014-15	Villanova	18	441	952	.463
2013-14	Creighton	18	490	982	.499
2012-13	Marquette	18	424	923	.459
2011-12	Marquette	18	464	1018	.456
2010-11	Syracuse	18	468	994	.471
2009-10	Georgetown	18	466	946	.493
2008-09	Syracuse	18	532	1088	.489
2007-08	Louisville	18	460	993	.463
2006-07	Georgetown	16	383	758	.505
2005-06	Connecticut	16	445	959	.464
2004-05	Syracuse	16	435	913	.476
2003-04	Pittsburgh	16	402	857	.469
2002-03	Pittsburgh	16	406	816	.498
2001-02	Connecticut	16	438	917	.478
2000-01	Villanova	16	401	849	.472
1999-00	Syracuse	16	419	891	.470
1998-99	Miami	18	475	966	.492
1997-98	Connecticut	18	493	1082	.456
1996-97	West Virginia	18	522	1131	.462
1995-96	Connecticut	18	515	1075	.479
1994-95	Syracuse	18	540	1085	.498
1993-94	Connecticut	18	510	1070	.477
1992-93	St. John's	18	479	1014	.472
1991-92	Pittsburgh	18	455	1004	.453
1990-91	Seton Hall	16	395	839	.471
1989-90	Providence	16	452	962	.470
1988-89	Syracuse	16	499	972	.513
1987-88	St. John's	16	418	829	.504
1986-87	Syracuse	16	472	935	.505
1985-86	St. John's	16	477	913	.522
1984-85	St. John's	16	448	855	.524
1983-84	Syracuse	16	504	934	.540
1982-83	Syracuse	16	518	1002	.517
1981-82	Villanova	14	357	679	.526
1980-81	Connecticut	14	360	689	.522
1979-80	Connecticut	6	181	331	.547

TEAM THREE-POINT FIELD GOAL PCT.

		GP	3FGM	3FGA	PCT.
2016-17	Marquette	18	196	437	.449
2015-16	Butler	18	125	318	.393
2014-15	Villanova	18	180	450	.400
2013-14	Creighton	18	173	424	.408
2012-13	Georgetown	18	113	299	.378
2011-12	Seton Hall	18	133	363	.366
2010-11	Notre Dame	18	143	354	.404
2009-10	Georgetown	18	118	295	.400
2008-09	Notre Dame	18	152	391	.389
2007-08	Notre Dame	18	147	361	.407
2006-07	Notre Dame	16	132	348	.379
2005-06	Marquette	16	144	347	.415
2004-05	Notre Dame	16	155	385	.403
2003-04	Connecticut	16	98	251	.390
2002-03	Connecticut	16	90	233	.386
2001-02	Georgetown	16	98	272	.360
2000-01	Rutgers	16	98	245	.400
	Providence	16	132	330	.400
1999-00	Connecticut	16	89	224	.397
1998-99	Villanova	18	152	392	.388
1997-98	Rutgers	18	124	338	.367
1996-97	Boston College	18	112	298	.376
1995-96	Connecticut	18	131	333	.393
1994-95	Villanova	18	142	345	.412
1993-94	Boston College	18	126	307	.410
1992-93	Boston College	18	101	239	.423
1991-92	Boston College	18	120	290	.414
1990-91	Pittsburgh	16	101	235	.430
1989-90	Georgetown	16	76	190	.400
1988-89	Pittsburgh	16	92	217	.424
1987-88	Boston College	16	87	185	.470
1986-87	Providence	16	129	315	.410

TEAM FREE THROW PERCENTAGE

		GP	FTM	FTA	PCT.
2016-17	Villanova	18	270	338	.799
2015-16	Villanova	18	306	381	.803
2014-15	Xavier	18	292	390	.749
2013-14	Providence	18	337	441	.764
2012-13	Connecticut	18	271	364	.745
2011-12	Villanova	18	315	419	.752
2010-11	USF	18	248	334	.743
2009-10	Marquette	18	256	337	.760
2008-09	West Virginia	18	231	311	.743
2007-08	Connecticut	18	344	457	.753
2006-07	Villanova	16	263	342	.769
2005-06	Villanova	16	262	343	.764
2004-05	West Virginia	16	215	274	.785
2003-04	Villanova	16	231	301	.767
2002-03	Providence	16	274	347	.790
2001-02	Miami	16	275	336	.818
2000-01	Providence	16	281	379	.741
1999-00	Miami	16	236	314	.752
1998-99	Villanova	18	275	370	.743
1997-98	Syracuse	18	326	458	.712
1996-97	Boston College	18	294	414	.710
1995-96	Connecticut	18	274	365	.751
1994-95	Connecticut	18	276	361	.765
1993-94	Connecticut	18	325	445	.730
1992-93	Seton Hall	18	408	535	.763
1991-92	Villanova	18	408	532	.767
1990-91	Seton Hall	16	307	405	.758
1989-90	Seton Hall	16	268	360	.744
1988-89	Seton Hall	16	365	477	.776
1987-88	Boston College	16	229	303	.756
1986-87	Providence	16	298	376	.793
1985-86	St. John's	16	276	366	.754
1984-85	Connecticut	16	220	288	.764
1983-84	Boston College	16	313	413	.758
1982-83	St. John's	16	368	465	.791
1981-82	St. John's	14	293	379	.773
1980-81	Connecticut	14	234	294	.796
1979-80	Boston College	6	116	159	.730

TEAM ASSISTS

		GP	AST.	AVG.
2016-17	Creighton	18	303	16.8
2015-16	Xavier	18	301	16.7
2014-15	Xavier	18	290	16.1
2013-14	Creighton	18	312	17.3
2012-13	Notre Dame	18	288	16.0
2011-12	Marquette	18	302	16.8
2010-11	Louisville	18	301	16.70
2009-10	Syracuse	18	310	17.22
2008-09	Pittsburgh	18	325	18.06
2007-08	Notre Dame	18	330	18.33
2006-07	Pittsburgh	16	263	16.44
2005-06	West Virginia	16	282	17.63
2004-05	Connecticut	16	282	17.62
2003-04	Boston College	16	278	17.38
2002-03	Boston College	16	278	17.38
2001-02	Notre Dame	16	300	18.75
2000-01	Georgetown	16	265	16.56
1999-00	Syracuse	16	274	17.12
1998-99	St. John's	18	302	16.78
1997-98	Villanova	18	296	16.4
1996-97	Providence	18	305	16.9
1995-96	Syracuse	18	340	18.9
1994-95	Connecticut	18	338	18.8
1993-94	Connecticut	18	311	17.3
1992-93	St. John's	18	289	16.1
1991-92	St. John's	18	265	14.7
1990-91	Pittsburgh	16	254	15.9
1989-90	Providence	16	277	17.3
1988-89	Syracuse	16	285	17.8
1987-88	Syracuse	16	309	19.3
1986-87	Syracuse	16	278	17.4
1985-86	Syracuse	16	325	20.3
1984-85	St. John's	16	282	17.6
1983-84	Syracuse	16	312	19.5
1982-83	Syracuse	16	304	19.0
1981-82	Villanova	14	199	14.2
1980-81	Connecticut	14	212	15.1
1979-80	Syracuse	6	110	18.3

TEAM STEALS

		GP	STLS.	AVG.
2016-17	Villanova	18	136	7.6
2015-16	Marquette	18	135	7.5
2014-15	Georgetown	18	130	7.2
2013-14	St. John's	18	126	7.0
2012-13	Louisville	18	181	10.1
2011-12	Louisville	18	162	9.0
2010-11	Louisville	18	157	8.7
2009-10	Providence	18	144	8.00
2008-09	Louisville	18	155	8.61
2007-08	Marquette	18	164	9.11
2006-07	Seton Hall	16	142	8.88
2005-06	Syracuse	16	131	8.19
2004-05	Villanova	16	141	8.81
2003-04	Virginia Tech	16	161	10.06
2002-03	St. John's	16	150	9.38
2001-02	Syracuse	16	179	11.19
2000-01	Boston College	16	168	10.50
1999-00	St. John's	16	182	11.38
1998-99	Providence	18	192	10.67
1997-98	West Virginia	18	194	10.8
1996-97	West Virginia	18	184	10.2
1995-96	Georgetown	18	201	11.2
1994-95	Georgetown	18	188	10.4
1993-94	St. John's	18	159	8.8
1992-93	St. John's	18	161	8.9
1991-92	St. John's	18	160	8.9
1990-91	Syracuse	16	160	10.0
1989-90	Connecticut	16	198	12.4
1988-89	Providence	16	152	9.5
1987-88	Providence	16	155	9.7
1986-87	Providence	16	134	8.4
1985-86	Providence	16	167	10.4
1984-85	Georgetown	16	128	8.0
1983-84	Georgetown	16	161	10.1
1982-83	Georgetown	16	151	9.4
1981-82	Georgetown	14	135	9.6
1980-81	Georgetown	14	121	8.6
1979-80	St. John's	6	65	10.8

TEAM BLOCKED SHOTS

		GP	BLKS	AVG.
2016-17	St. John's	18	96	5.33
2015-16	St. John's	18	92	5.11
2014-15	St. John's	18	117	6.50
2013-14	St. John's	18	112	6.22
2012-13	St. John's	18	114	6.33
2011-12	Syracuse	18	134	7.44
2010-11	Syracuse	18	123	6.83
2009-10	Connecticut	18	120	6.67
2008-09	Connecticut	18	147	8.17
2007-08	Connecticut	18	165	9.17
2006-07	Connecticut	16	123	7.69
2005-06	Connecticut	16	159	9.94
2004-05	Connecticut	16	128	8.00
2003-04	Connecticut	16	135	8.44
2002-03	Connecticut	16	125	7.81
2001-02	Rutgers	16	119	7.44
2000-01	Seton Hall	16	104	6.50
1999-00	Georgetown	16	111	6.94
1998-99	Syracuse	18	122	6.78
1997-98	Pittsburgh	18	98	5.4
1996-97	Villanova	18	123	6.8
1995-96	Connecticut	18	106	5.9
1994-95	Villanova	18	96	5.3
1993-94	Villanova	18	101	5.6
1992-93	Syracuse	18	113	6.3
1991-92	Georgetown	18	112	6.2
1990-91	Georgetown	16	115	7.2
1989-90	Georgetown	16	123	7.7
1988-89	Georgetown	16	137	8.6
1987-88	Syracuse	16	77	4.8
1986-87	Syracuse	16	84	5.3
1985-86	Syracuse	16	91	5.7
1984-85	Georgetown	16	101	6.3
1983-84	Georgetown	16	86	5.4
1982-83	Georgetown	16	78	4.9
1981-82	Georgetown	14	69	4.9
1980-81	Syracuse	14	58	4.1
1979-80	Syracuse	6	31	5.2

TEAM FIELD GOAL PERCENTAGE DEFENSE

		GP	OPP FG%
2016-17	Villanova	18	.415
2015-16	Seton Hall	18	.401
2014-15	Georgetown	18	.401
2013-14	St. John's	18	.419
2012-13	Georgetown	18	.378
2011-12	USF	18	.382
2010-11	Pittsburgh	18	.387
2009-10	Connecticut	18	.404
2008-09	Connecticut	18	.376
2007-08	Georgetown	18	.372
2006-07	Georgetown	16	.391
2005-06	Connecticut	16	.372
2004-05	Connecticut	16	.380
2003-04	Connecticut	16	.372
2002-03	Connecticut	16	.378
2001-02	Connecticut	16	.367
2000-01	Notre Dame	16	.397
1999-00	Miami	16	.377
1998-99	Miami	18	.390
1997-98	Connecticut	18	.387
1996-97	Connecticut	18	.382
1995-96	Connecticut	18	.405
1994-95	Syracuse	18	.415
1993-94	Connecticut	18	.403
1992-93	Georgetown	18	.421
1991-92	Villanova	18	.396
1990-91	Georgetown	16	.360
1989-90	Georgetown	16	.393
1988-89	Georgetown	16	.394
1987-88	Connecticut	16	.453
1986-87	Syracuse	16	.410
1985-86	Syracuse	16	.432
1984-85	Georgetown	16	.418
1983-84	Georgetown	16	.414
1982-83	Villanova	16	.433
1981-82	Georgetown	14	.434
1980-81	Syracuse	14	.470
1979-80	Syracuse	6	.447

TEAM SCORING DEFENSE

		GP	OPP PPG
2016-17	Villanova	18	64.6
2015-16	Villanova	18	65.9
2014-15	Villanova	18	63.9
2013-14	Villanova	18	67.3
2012-13	Georgetown	18	56.9
2011-12	USF	18	56.9
2010-11	Pittsburgh	18	60.1
2009-10	Marquette	18	65.6
2008-09	Connecticut	18	62.1
2007-08	Georgetown	18	58.7
2006-07	Georgetown	16	57.8
2005-06	Georgetown	16	60.3
2004-05	Boston College	16	63.2
2003-04	Pittsburgh	16	59.1
2002-03	Pittsburgh	16	61.6
2001-02	Pittsburgh	16	64.9
2000-01	Connecticut	16	67.4
1999-00	Miami	16	58.2
1998-99	Connecticut	18	63.2
1997-98	Connecticut	18	65.3
1996-97	Connecticut	18	62.3
1995-96	Connecticut	18	66.9
1994-95	Villanova	18	69.5
1993-94	Georgetown	18	63.4
1992-93	Georgetown	18	64.4
1991-92	Georgetown	18	64.6
1990-91	Georgetown	16	63.3
1989-90	Georgetown	16	69.6
1988-89	Georgetown	16	66.3
1987-88	Georgetown	16	65.3
1986-87	St. John's	16	65.5
1985-86	Syracuse	16	66.3
1984-85	Georgetown	16	60.4
1983-84	Georgetown	16	62.8
1982-83	Georgetown	16	67.7
1981-82	Georgetown	14	59.4
1980-81	Georgetown	14	60.4
1979-80	Georgetown	6	65.7

Annual Leaders

INDIVIDUAL SCORING

		GP	FG	3FG	FT	PTS.	AVG.
2016-17	Jose Hart, VU	18	119	37	52	327	18.2
2015-16	Ben Bentil, PC	18	128	30	127	413	22.9
2014-15	LaDontae Henton, PC	18	116	36	94	362	20.1
2013-14	Doug McDermott, CU	18	180	50	88	498	27.7
2012-13	Bryce Cotton, PC	18	101	56	72	330	18.3
2011-12	Kevin Jones, WVU	18	129	20	64	342	19.0
2010-11	Marshon Brooks, PC	18	162	37	107	468	26.0
2009-10	Dominique Jones, USF	18	125	27	140	417	23.2
2008-09	Luke Harangody, ND	18	176	8	94	454	25.2
2007-08	Luke Harangody, ND	18	155	3	106	419	23.3
2006-07	Herbert Hill, PC	16	135	0	49	319	19.9
2005-06	Quincy Douby, RU	16	148	60	76	432	27.0
2004-05	Ryan Gomes, PC	16	136	28	71	371	23.2
2003-04	Bryant Matthews, VT	16	120	23	81	344	21.5
2002-03	Troy Bell, BC	16	124	62	134	444	27.8
2001-02	Richard Hatten, STJ	16	115	27	100	357	22.3
2000-01	Troy Murphy, ND	16	124	14	102	364	22.8
1999-00	Troy Murphy, ND	16	114	11	108	347	21.7
1998-99	Richard Hamilton, UConn	17	123	38	92	376	22.1
1997-98	Pat Garrity, ND	18	144	25	120	433	24.1
1996-97	Victor Page, GU	18	142	49	85	418	23.2
1995-96	Allen Iverson, GU	18	147	46	117	457	25.4
1994-95	Kerry Kittles, VU	18	154	50	59	417	23.2
1993-94	Donyell Marshall, UConn	18	159	26	118	462	25.7
1992-93	Terry Dehere, SHU	18	118	49	114	399	22.2
1991-92	Chris Smith, UConn	18	129	49	91	398	22.1
1990-91	Eric Murdock, PC	16	135	36	129	435	27.2
1989-90	Mark Tillmon, GU	16	116	35	78	345	21.6
1988-89	Dana Barros, BC	16	116	54	85	371	23.2
1987-88	Dana Barros, BC	16	115	48	72	350	21.9
1986-87	Reggie Williams, GU	16	130	40	68	368	23.0
1985-86	Walter Berry, STJ	16	141	—	77	359	22.4
1984-85	Andre McCloud, SHU	16	124	—	80	328	20.5
1983-84	Chris Mullin, STJ	16	145	—	108	398	24.9
1982-83	Clyde Vaughan, PITT	16	135	—	82	352	22.0
1981-82	Dan Callandrillo, SHU	14	142	—	100	384	27.4
1980-81	John Bagley, BC	14	103	—	99	305	21.8
1979-80	Louie Orr, SYR	6	46	—	31	123	20.5

FIELD GOAL PERCENTAGE

		GP	FGM	FGA	PCT.
2016-17	Justin Patton, CU	18	108	163	.663
2015-16	Geoffrey Groselle, CU	18	61	93	.656
2014-15	Daniel Ochefu, VU	18	60	90	.667
2013-14	Doug McDermott, CU	18	180	333	.541
2012-13	Nate Lubick, GU	18	56	95	.589
2011-12	Jack Cooley, ND	18	101	163	.620
2010-11	Gary McGhee, Pitt	18	59	95	.621
2009-10	Arinze Onuaku, SYR	18	92	136	.676
2008-09	DeJuan Blair, Pitt	18	118	207	.570
2007-08	Arinze Onuaku, SYR	18	94	152	.618
2006-07	Roy Hibbert, GU	16	79	111	.712
2005-06	Aaron Gray, PITT	16	95	166	.572
2004-05	Josh Pace, SYR	16	80	132	.606
2003-04	Emeka Okafor, UConn	16	123	204	.603
2002-03	Emeka Okafor, UConn	16	106	181	.586
2001-02	Ryan Gomes, PC	16	83	157	.529
2000-01	Michael Bradley, VU	16	140	207	.676
1999-00	Etan Thomas, SYR	16	80	141	.567
1998-99	Troy Murphy, ND	15	100	199	.503
1997-98	Mario Bland, UM	18	90	145	.621
1996-97	Otis Hill, SYR	18	111	201	.552
1995-96	Otis Hill, SYR	18	93	163	.571
1994-95	John Wallace, SYR	18	116	195	.595
1993-94	Othella Harrington, GU	18	99	171	.579
1992-93	Shawnelle Scott, STJ	17	100	173	.578
1991-92	Alonzo Mourning, GU	18	108	196	.551
1990-91	Marques Bragg, PC	16	82	136	.603
1989-90	Michael Cooper, SHU	16	86	156	.551
1988-89	Stephen Thompson, SYR	16	112	184	.609
1987-88	Derrick Coleman, SYR	16	85	146	.582
1986-87	Derrick Coleman, SYR	16	80	132	.606
1985-86	Dwayne Washington, SYR	16	107	194	.552
1984-85	Patrick Ewing, GU	16	98	164	.598
1983-84	Patrick Ewing, GU	16	107	165	.648
1982-83	Otis Thorpe, PC	16	117	182	.643
1981-82	David Russell, STJ	14	81	147	.551
1980-81	Chuck Aleksinas, UConn	14	73	123	.593
1979-80	Roosevelt Bouie, SYR	6	38	56	.678

REBOUNDING

		GP	REB.	AVG.
2016-17	Angel Delgado, SHU	18	253	14.1
2015-16	Henry Ellenson, MU	18	175	9.7
2014-15	Angel Delgado, SHU	18	192	10.7
2013-14	Kameron Woods, BU	18	141	8.3
2012-13	Gorgui Dieng, UL	18	195	10.8
2011-12	Kevin Jones, WVU	18	121	10.9
2010-11	Rick Jackson, SYR	18	178	9.9
2009-10	Herb Pope, SHU	18	199	11.1
2008-09	Luke Harangody, ND	18	159	12.8
2007-08	Luke Harangody, ND	18	203	11.3
2006-07	Kentrell Gransberry, USF	16	181	11.3
2005-06	Aaron Gray, PITT	16	169	10.6
2004-05	Charlie Villanueva, UConn	16	144	9.0
2003-04	Emeka Okafor, UConn	16	185	11.6
2002-03	Mike Sweetney, GU	16	182	11.4
2001-02	Ryan Humphrey, ND	16	181	11.3
2000-01	Michael Bradley, VU	16	173	10.8
1999-00	Troy Murphy, ND	16	165	10.3
1998-99	Troy Murphy, ND	15	154	10.3
1997-98	Issac Hawkins, PITT	18	174	9.7
1996-97	Ya Ya Dia, GU	18	198	11.0
1995-96	Danya Abrams, BC	18	182	10.1
1994-95	Jerome Williams, GU	18	179	9.9
1993-94	Michael Smith, PC	18	220	12.2
1992-93	Michael Smith, PC	18	211	11.7
1991-92	Michael Smith, PC	18	199	11.1
1990-91	Dikembe Mutombo, GU	16	196	12.3
1989-90	Derrick Coleman, SYR	16	191	11.9
1988-89	Derrick Coleman, SYR	16	184	11.5
1987-88	Jerome Lane, PITT	16	185	11.6
1986-87	Jerome Lane, PITT	16	224	14.0
1985-86	Harold Pressley, VU	16	174	10.9
1984-85	Patrick Ewing, GU	16	161	10.1
1983-84	Otis Thorpe, PC	16	172	10.9
1982-83	Patrick Ewing, GU	16	166	10.4
1981-82	Corny Thompson, UConn	14	128	9.1
1980-81	Dan Schayes, SYR	14	137	9.8
1979-80	Roosevelt Bouie, SYR	6	59	9.8

THREE-POINT FIELD GOAL PERCENTAGE

		GP	FGM	FGA	PCT.
2016-17	Markus Howard, MU	18	55	96	.573
2015-16	Kellen Dunham, BU	18	49	99	.495
2014-15	Phil Greene IV, STJ	18	44	96	.458
2013-14	Doug McDermott, CU	18	50	108	.463
2012-13	Eric Atkins, ND	18	31	69	.449
2011-12	Hollis, Thompson, GU	18	32	72	.444
2010-11	Ashton Gibbs, Pitt	15	49	101	.485
2009-10	Austin Freeman, GU	17	41	79	.519
2008-09	Sharaud Curry, PC	18	37	82	.451
2007-08	Kyle McAlarney, ND	18	62	134	.463
2006-07	Scottie Reynolds, VU	16	43	100	.430
2005-06	Ronald Ramon, PITT	16	32	63	.508
2004-05	Chris Quinn, ND	16	43	83	.518
2003-04	Allan Ray, VU	16	50	117	.427
2002-03	Brian Chase, VT	14	28	60	.467
2001-02	Brian Chase, VT	16	38	94	.404
2000-01	Lionel Armstead, WVU	14	32	69	.464
1999-00	Albert Mouring, UConn	16	43	85	.506
1998-99	Chuck Moore, SHU	18	35	73	.479
1997-98	Donnell Williams, SHU	16	36	79	.456
1996-97	Vonteego Cummings, PITT	18	28	63	.444
1995-96	Garrick Thomas, PITT	17	33	63	.524
1994-95	Kerry Kittles, VU	18	50	111	.450
1993-94	Howard Easley, BC	18	53	103	.515
1992-93	Jake Morton, UM	18	34	80	.425
1991-92	Arturas Karnishovas, SHU	17	26	50	.520
1990-91	Greg Woodard, VU	16	38	80	.475
1989-90	Mark Tillmon, GU	16	35	77	.455
1988-89	Jason Matthews, PITT	16	36	69	.522
1987-88	Jamie Benton, BC	16	25	50	.500
1986-87	Mark Jackson, STJ	16	38	77	.494
	Ernie Lewis, PC	16	55	114	.482

Annual Leaders



FREE THROW PERCENTAGE

(minimum 2.5 made per game)	GP	FTM	FTA	PCT.	
2016-17	Andrew Rowsey, MU	18	58	62	.935
2015-16	Federico Mussini, STJ	18	41	47	.872
2014-15	Myles Davis, XU	18	68	77	.883
2013-14	D'Angelo Harrison, STJ	18	92	102	.902
2012-13	LaDontae Henton, PC	18	52	59	.881
2011-12	Maalik Wayns, VU	15	66	72	.917
2010-11	Ashton Gibbs, Pitt	15	43	46	.935
2009-10	Sharaud Curry, PC	18	78	89	.876
2008-09	Sharaud Curry, PC	18	55	63	.873
2007-08	Craig Austrie, UConn	18	49	54	.907
2006-07	Jonathan Wallace, GU	16	47	53	.887
2005-06	Steve Novak, MU	16	50	52	.962
2004-05	Gerry McNamara, SYR	16	53	59	.898
2003-04	Gerry McNamara, SYR	16	53	57	.930
2002-03	Gerry McNamara, SYR	16	53	55	.964
2001-02	Gary Buchanan, VU	16	57	62	.919
2000-01	Gary Buchanan, VU	16	56	60	.933
1999-00	Khalid El-Amin, UConn	16	57	61	.934
1998-99	Rimas Kaukenas, SHU	18	55	64	.859
1997-98	Richard Hamilton, UConn	18	82	93	.882
1996-97	Austin Croshere, PC	18	84	90	.933
1995-96	Geoff Billet, RU	18	48	52	.923
1994-95	Donny Marshall, UConn	17	57	66	.864
1993-94	Howard Easley, BC	18	62	75	.827
1992-93	Bill Curley, BC	18	90	105	.857
1991-92	Sean Miller, PITT	18	76	82	.927
1990-91	Sean Miller, PITT	16	48	52	.923
1989-90	Jason Matthews, PITT	16	80	88	.909
1988-89	Jason Matthews, PITT	16	80	87	.920
1987-88	Tate George, UConn	16	45	50	.900
1986-87	Dana Barros, BC	16	51	56	.911
1985-86	Harold Jensen, VU	16	44	51	.863
1984-85	Earl Kelley, UConn	16	63	70	.900
1983-84	Chris Mullin, STJ	16	108	118	.915
1982-83	Chris Mullin, STJ	16	96	108	.889
1981-82	Dan Callandrillo, SHU	14	100	121	.826
1980-81	Dan Schayes, SYR	14	85	97	.876
1979-80	Vin Caraher, BC	6	16	17	.941

ASSISTS

	GP	AST.	AVG.	
2016-17	Kyron Cartwright, PC	18	112	6.2
2015-16	Maurice Watson Jr., CU	18	121	6.7
2014-15	Kris Dunn, PC	18	139	7.7
2013-14	Bryce Cotton, PC	18	109	6.1
2012-13	Vincent Council, PC	18	130	7.2
2011-12	Vincent Council, PC	17	136	8.0
2010-11	Scoop Jardine, SYR	18	109	6.1
2009-10	Tory Jackson, ND	18	101	5.6
2008-09	Levance Fields, Pitt	18	147	8.2
2007-08	Tory Jackson, ND	18	107	5.9
2006-07	Tory Jackson, ND	16	96	6.0
2005-06	Marcus Williams, UConn	16	137	8.6
2004-05	Marcus Williams, UConn	16	134	8.4
2003-04	Taliek Brown, UConn	16	108	6.8
2002-03	Chris Thomas, ND	16	108	6.8
2001-02	Chris Thomas, ND	16	130	8.1
2000-01	Omar Cook, STJ	16	135	8.44
1999-00	Vernon Jennings, UM	16	111	6.9
1998-99	Vernon Jennings, UM	18	109	6.1
1997-98	Shaheen Holloway, SHU	18	119	6.6
1996-97	God Shammgod, PC	18	123	6.8
1995-96	Lazarus Sims, SYR	18	141	7.8
1994-95	Kevin Ollie, UConn	18	107	5.9
1993-94	Abdul Abdullah, PC	18	131	7.3
1992-93	David Cain, STJ	18	133	7.4
1991-92	Sean Miller, PITT	18	126	7.0
1990-91	Jason Buchanan, STJ	16	95	5.9
1989-90	Darelle Porter, PITT	16	121	7.6
1988-89	Sherman Douglas, SYR	16	137	8.6
1987-88	Sherman Douglas, SYR	16	141	8.8
1986-87	Sherman Douglas, SYR	16	118	7.4
1985-86	Mark Jackson, STJ	16	150	9.4
1984-85	Dwayne Washington, SYR	16	91	5.7
1983-84	Dwayne Washington, SYR	16	110	6.9
1982-83	Ricky Tucker, PC	16	101	6.3
1981-82	Stewart Granger, VU	14	79	5.6
1980-81	Stewart Granger, VU	14	81	5.8
1979-80	Eddie Moss, SYR	6	39	6.5

STEALS

	GP	STLS.	AVG.	
2016-17	Shamorie Ponds, SHU	18	42	2.3
2015-16	Kris Dunn, PC	18	44	2.4
2014-15	Kris Dunn, PC	18	50	2.8
2013-14	Fuquan Edwin, SHU	18	38	2.4
2012-13	Michael Carter-Williams, SU	18	48	2.7
2011-12	Jae Crowder, MU	18	53	2.9
2010-11	Jeremy Hazell, SHU	14	34	2.4
2009-10	Mac Koshwal, DPU	14	30	2.1
2008-09	Paul Gause, SHU	18	46	2.56
2007-08	Jeff Xavier, PC	18	49	2.72
2006-07	Paul Gause, SHU	16	43	2.69
2005-06	Kyle Lowry, VU	16	39	2.44
2004-05	Gerry McNamara, SYR	16	36	2.25
2003-04	Bryant Matthews, VT	16	42	2.62
2002-03	Marcus Hatten, STJ	16	45	2.8
2001-02	John Linehan, PC	16	77	4.8
2000-01	John Linehan, PC	16	53	3.3
1999-00	Erick Barkley, STJ	16	47	3.6
1998-99	John Linehan, PC	18	60	3.3
1997-98	Kellii Taylor, PITT	18	54	3.0
1996-97	Kellii Taylor, PITT	18	54	3.0
1995-96	Allen Iverson, GU	18	67	3.7
1994-95	Allen Iverson, GU	18	64	3.6
1993-94	Kerry Kittles, VU	18	54	3.0
1992-93	Joey Brown, GU	17	44	2.6
1991-92	Jerome Scott, UM	18	43	2.4
1990-91	Scott Burrell, UConn	16	56	3.5
1989-90	Nadav Henefeld, UConn	16	59	3.7
1988-89	Eric Murdock, PC	16	54	3.4
1987-88	Eric Murdock, PC	16	55	3.4
1986-87	Billy Donovan, PC	16	31	1.9
	Reggie Williams, GU	16	31	1.9
1985-86	Harold Starks, PC	12	37	3.1
1984-85	Michael Adams, BC	16	41	2.6
1983-84	Michael Adams, BC	16	43	2.7
1982-83	Michael Adams, BC	16	51	3.2
1981-82	Dan Callandrillo, SHU	14	30	2.1
1980-81	Eddie Moss, SYR	14	34	2.4
1979-80	Bob Dulin, UConn	6	20	3.3

BLOCKED SHOTS

	GP	BLKS	AVG.	
2016-17	Tariq Owens, STJ	18	33	1.9
2015-16	Kassoum Yakwe, STJ	18	51	2.8
2014-15	Chris Obekpa, STJ	16	48	3.0
2013-14	Carson Desrosiers, PC	17	38	2.2
2012-13	Chris Obekpa, St. John's	18	60	3.3
2011-12	Fab Melo, SYR	15	56	3.7
2010-11	Rick Jackson, SYR	18	51	2.8
2009-10	Hamady Ndiaye, RU	18	69	3.8
2008-09	Hasheem Thabeet, UConn	18	89	4.9
2007-08	Hasheem Thabeet, UConn	18	94	5.2
2006-07	Hasheem Thabeet, UConn	16	60	3.8
2005-06	Hilton Armstrong, UConn	16	68	4.3
2004-05	Jason Fraser, VU	13	36	2.8
2003-04	Emeka Okafor, UConn	16	66	4.1
2002-03	Emeka Okafor, UConn	16	71	4.4
2001-02	Emeka Okafor, UConn	16	70	4.4
2000-01	Eddie Griffin, SHU	15	61	4.1
1999-00	Samuel Dalembert, SHU	16	63	3.9
1998-99	Etan Thomas, SYR	18	74	4.1
1997-98	Etan Thomas, SYR	18	77	4.3
1996-97	Jason Lawson, VU	18	61	3.4
1995-96	Jason Lawson, VU	17	53	3.1
1994-95	Jason Lawson, VU	18	52	2.9
1993-94	Donyell Marshall, UConn	18	56	3.1
1992-93	Conrad McRae, SYR	18	59	3.3
1991-92	Alonzo Mourning, GU	18	93	5.2
1990-91	Dikembe Mutombo, GU	16	73	4.6
1989-90	Dikembe Mutombo, GU	16	69	4.3
1988-89	Alonzo Mourning, GU	16	71	4.4
1987-88	Tom Greis, VU	16	43	2.7
1986-87	Charles Smith, PITT	16	49	3.1
1985-86	Harold Pressley, VU	16	52	3.3
1984-85	Patrick Ewing, GU	16	74	4.6
1983-84	Patrick Ewing, GU	16	65	4.1
1982-83	Patrick Ewing, GU	16	53	3.3
1981-82	Patrick Ewing, GU	14	55	3.9
1980-81	Dan Schayes, SYR	14	34	2.4
1979-80	Burnett Adams, BC	6	10	1.7


BIG EAST Coaching Records

BIG EAST All-Time Winningest Coaches By Victories (Regular Season & Tournament)

COACH, TEAM	WON	LOST	PCT.	YEARS	CHAMPIONSHIP			COACH, TEAM	WON	LOST	PCT.	YEARS	CHAMPIONSHIP		
Jim Boeheim, Syracuse	416	221	.653	34	50	29	.633	Gary Walters, Providence	4	19	.174	2	1	2	.333
Jim Calhoun, Connecticut *	309	181	.631	26	35	19	.648	Robert McCullum, USF	4	28	.125	2	0	0	-
John Thompson, Georgetown	231	123	.653	20	33	13	.717	Hoddy Mahon, Seton Hall	2	13	.133	1	0	1	.000
Jay Wright, Villanova	195	113	.633	16	18	14	.563	Kevin Clark, St. John's	1	15	.063	1	0	0	-
Mike Brey, Notre Dame	146	100	.593	13	10	13	.435	Tracy Webster, DePaul	1	16	.059	0	0	1	.000
John Thompson III, Georgetown	146	109	.573	13	15	12	.556								
Lou Carnesecca, St. John's	139	80	.635	13	12	11	.522								
Jamie Dixon, Pittsburgh	127	66	.658	10	12	9	.571								
Rick Pitino, PC/Louisville	126	67	.653	10	15	7	.682								
Rollie Massimino, Villanova	123	92	.572	12	13	12	.520								
Steve Lappas, Villanova	97	79	.551	9	10	8	.556								
P.J. Carlesimo, Seton Hall	90	130	.409	12	13	10	.565								
Leonard Hamilton, Miami	77	95	.448	10	5	9	.357								
Paul Evans, Pittsburgh	76	70	.521	8	4	8	.333								
Buzz Williams, Marquette	74	45	.622	6	5	6	.455								
Jim O'Brien, Boston College	74	133	.357	11	9	10	.474								
Al Skinner, Boston College	74	72	.507	8	8	7	.533								
Tim Welsh, Providence	72	101	.416	10	1	9	.100								
Mick Cronin, Cincinnati	63	73	.463	7	6	6	.500								
Kevin Willard, Seton Hall	60	80	.429	7	8	6	.571								
Ed Cooley, Providence	59	59	.500	6	5	5	.500								
Mike Jarvis, St. John's	57	36	.613	5	7	4	.636								
Bob Huggins, West Virginia	52	30	.634	4	7	3	.700								
Rick Barnes, Providence	52	60	.464	6	5	5	.500								
Gale Catlett, West Virginia	49	78	.386	7	1	6	.143								
Chris Mack, Xavier	48	34	.585	4	6	4	.600								
Craig Esherick, Georgetown	46	59	.438	6	5	6	.455								
Ben Howland, Pittsburgh	43	29	.597	4	8	3	.727								
Greg McDermott, Creighton	42	39	.519	4	5	4	.556								
Steve Lavin, St. John's *	41	37	.532	4	1	4	.200								
John Beilein, West Virginia	41	45	.477	5	4	5	.444								
Louis Orr, Seton Hall	39	46	.459	5	1	5	.167								
Pete Gillen, Providence	38	43	.469	4	5	4	.556								
Dom Pero, Connecticut	38	68	.358	7	1	7	.125								
Stan Heath, USF	37	79	.319	6	3	5	.375								
Tommy Amaker, Seton Hall	35	39	.473	4	4	4	.500								
Tom Crean, Marquette	34	22	.607	3	3	3	.500								
Norm Roberts, St. John's	34	73	.318	5	2	3	.400								
Ralph Willard, Pittsburgh	33	64	.340	5	2	5	.286								
Gary Williams, Boston College	33	37	.471	4	3	5	.375								
Chris Holtmann, Butler	34	23	.596	3	0	3	.000								
Brian Mahoney, St. John's	31	47	.397	4	2	4	.333								
Bobby Gonzalez, Seton Hall	29	46	.387	4	2	3	.400								
Gary Waters, Rutgers	29	55	.345	5	2	4	.333								
Kevin Bannon, Rutgers	27	46	.370	4	3	3	.500								
Perry Clark, Miami	27	41	.397	4	1	3	.250								
John MacLeod, Notre Dame	27	49	.355	4	0	4	.000								
Roy Chipman, Pittsburgh	26	42	.382	4	0	4	.000								
Steve Wojciechowski, Marquette	24	35	.407	3	2	3	.400								
Fran Fraschilla, St. John's	22	17	.564	2	1	2	.333								
George Blaney, Seton Hall/UConn*	22	39	.361	3	0	3	.000								
Tom Davis, Boston College	21	17	.553	3	1	3	.250								
Jerry Wainwright, DePaul	21	53	.284	5	1	2	.333								
Keno Davis, Providence	19	39	.328	3	1	3	.250								
Mike Rice, Rutgers	18	41	.305	3	2	3	.400								
Oliver Purnell, DePaul	16	80	.167	5	1	5	.167								
Joe Mullaney, Providence	16	52	.235	4	2	4	.333								
Fred Hill, Rutgers	13	59	.181	4	0	2	.000								
Bob Wenzel, Rutgers	11	27	.289	2	0	2	.000								
Ricky Stokes, Virginia Tech	10	38	.208	3	0	0	—								
Chris Mullin, St. John's	9	30	.231	2	1	2	.333								
Matt Doherty, Notre Dame	9	9	.500	1	1	1	.500								
Andy Kennedy, Cincinnati	8	9	.471	1	0	1	.000								
Seth Greenberg, Virginia Tech	8	10	.444	1	1	1	.500								
Mike Dunlap, St. John's *	6	13	.316	1	0	1	.000								
Gordon Chiesa, Providence	5	12	.294	1	0	1	.000								
Bill Raftery, Seton Hall	5	17	.227	2	0	2	.000								
Dave Leitao, DePaul	5	33	.132	2	0	2	.000								
Brandon Miller, Butler	4	15	.211	1	0	1	.000								



John Thompson, Georgetown



Lou Carnesecca, St. John's

Active coaches in bold. Overall records include BIG EAST Tournament games*

* George Blaney coached three BIG EAST games in 2011-12 for Connecticut in place of Jim Calhoun. Mike Dunlap coached St. John's during the BIG EAST portion of the 2011-12 season in place of Steve Lavin.

Championship Results



2017 (MADISON SQUARE GARDEN)

First round: No. 8 St. John's 74, No. 9 Georgetown 73; No. 7 Xavier 75, No. 10 DePaul 64.

Quarterfinals: No. 1 Villanova 108, No. 8 St. John's 67; No. 5 Seton Hall 82, No. 4 Marquette 76; No. 7 Xavier 62, No. 2 Butler 57; No. 6 Creighton 70, No. 3 Providence 58.

Semifinals: No. 1 Villanova 55, No. 5 Seton Hall 53; No. 6 Creighton 75, No. 7 Xavier 72

Final: No. 1 Villanova 74, No. 6 Creighton 60.

All-Tournament Team: Jalen Brunson (Villanova), Kris Jenkins (Villanova), Marcus Foster, (Creighton), Angel Delgado (Seton Hall), Trevon Bluiett (Xavier).

Dave Gavitt Trophy: Josh Hart (Villanova)

2016 (MADISON SQUARE GARDEN)

First round: No. 8 Georgetown 70, No. 9 DePaul 53; No. 7 Marquette 101, No. 10 St. John's 93.

Quarterfinals: No. 1 Villanova 81, No. 8 Georgetown 67; No. 4 Providence 74, No. 5 Butler 60; No. 2 Xavier 80, No. 7 Marquette 72. No. 3 Seton Hall 81, No. 6 Creighton 73.

Semifinals: No. 1 Villanova 76, No. 4 Providence 68; No. 3 Seton Hall 87, No. 2 Xavier 83.

Final: No. 3 Seton Hall 69, No. 1 Villanova 67

All-Tournament Team: Khadeen Carrington, (Seton Hall), Ismael Sanogo (Seton Hall), Josh Hart (Villanova), Kris Jenkins (Villanova), Trevon Bluiett (Xavier).

Dave Gavitt Trophy: Isaiah Whitehead (Seton Hall)

2015 (MADISON SQUARE GARDEN)

First round: No. 10 Creighton 78, No. 7 DePaul 63; No. 9 Marquette 78, No. 8 Seton Hall 56.

Quarterfinals: No. 1 Villanova 84, No. 9 Marquette 49; No. 4 Providence 74, No. 5 St. John's 57; No. 2 Georgetown 60, No. 10 Creighton 55; No. 6 Xavier 67, No. 3 Butler 61 (ot).

Semifinals: No. 1 Villanova 63, No. 4 Providence 61; No. 6 Xavier 65, No. 2 Georgetown 63.

Final: No. 1 Villanova 69, No. 6 Xavier 52.

All-Tournament Team: D'Vauntes Smith-Rivera (Georgetown), Kris Dunn (Providence), Dylan Ennis (Villanova), Darrun Hilliard (Villanova), Jalen Reynolds, (Xavier).

Dave Gavitt Trophy: Josh Hart (Villanova)

2014 (MADISON SQUARE GARDEN)

First round: No. 10 DePaul 60, No. 7 Georgetown 56; No. 8 Seton Hall 51, No. 9 Butler 50

Quarterfinals: No. 8 Seton Hall 64, No. 1 Villanova 63; No. 4 Providence 79, No. 5 St. John's 74; No. 2 Creighton 84, No. 10 DePaul 62. No. 3 Xavier 68, No. 6 Marquette 65

Semifinals: No. 4. Providence 80, No. 8 Seton Hall 74; No. 2 Creighton 86, No. 3 Xavier 78

Final: No. 4 Providence 65, No. 2 Creighton 58

All-Tournament Team: Doug McDermott (Creighton), Austin Chatman (Creighton), LaDontae Henton (Providence), Eugene Teague (Seton Hall), Semaj Christon (Xavier)

Dave Gavitt Trophy: Bryce Cotton (Providence)

2013 (MADISON SQUARE GARDEN)

First round: No. 12 Seton Hall 46, No. 13 USF 42 (ot); No. 11 Rutgers 76, No. 14 DePaul 57

Second round: No. 9 Cincinnati 61, No. 8 Providence 44; No. 5 Syracuse 75, No. 12 Seton Hall 63; No. 7 Villanova 66, No. 10 St. John's 53;

No. 6 Notre Dame 69, No. 11 Rutgers 61

Quarterfinals: No. 1 Georgetown 62, No. 9 Cincinnati 43; No. 5 Syracuse 62, No. 4 Pittsburgh 59; No. 2 Louisville 74, No. 7 Villanova 55;

No. 6 Notre Dame 73, No. 3 Marquette 65

Semifinals: No. 5 Syracuse 58, No. 1 Georgetown 55 (ot) No. 2 Louisville 69, No. 6 Notre Dame 57

Final: No. 2 Louisville 78, No. 5 Syracuse 61

All-Tournament Team: Russ Smith (Louisville), James Southerland (Syracuse), Brandon Triche (Syracuse), Markel Starks (Georgetown), Pat Connaughton (Notre Dame).

Dave Gavitt Trophy: Peyton Siva (Louisville)

2012 (MADISON SQUARE GARDEN)

First round: No. 9 Connecticut 81, No. 16 DePaul 67; No. 13 Pittsburgh 73, No. 12 St. John's 59;

No. 10 Seton Hall 79, No. 15 Providence 47;

No. 14 Villanova 70, No. 11 Rutgers 49.

Second round: No. 9 Connecticut 71, No. 8 West Virginia 67 (ot); No. 5 Georgetown 64, No. 13 Pittsburgh 52; No. 7 Louisville 61, No. 10 Seton Hall 55; No. 6 USF 56, No. 14 Villanova 47.

Quarterfinals: No. 1 Syracuse 58, No. 9 Connecticut 55; No. 4 Cincinnati 72, No. 5 Georgetown 70 (2ot); No. 7 Louisville 84, No. 2 Marquette 71; No. 3 Notre Dame 57, No. 6 USF 53.

Semifinals: No. 4 Cincinnati 71, No. 1 Syracuse 68; No. 7 Louisville 64, No. 3 Notre Dame 50.

Final: No. 7 Louisville 50, No. 4 Cincinnati 44.

All-Tournament Team: Yancy Gates (Cincinnati), Cashmere Wright (Cincinnati), Gorgui Deng (Louisville), Kyle Kuric (Louisville), Dion Waiters (Syracuse).

Dave Gavitt Trophy: Peyton Siva (Louisville)

2011 (MADISON SQUARE GARDEN)

First round: No. 9 Connecticut 97, No. 16 DePaul 71; No. 13 Rutgers 76, No. 12 Seton Hall 70 (ot); No. 15 USF 70, No. 10 Villanova 69; No. 11 Marquette 87,

No. 14 Providence 66

Second round: No. 9 Connecticut 79, No. 8 Georgetown 62; No. 5 St. John's 65, No. 13 Rutgers 63; No. 7 Cincinnati 87, No. 15 USF 61; No. 11 Marquette 67, No. 6 West Virginia 61.

Quarterfinals: No. 9 Connecticut 76, No. 1 Pittsburgh 74; No. 4 Syracuse 79, No. 5 St. John's 73; No. 2 Notre Dame 89, No. 7 Cincinnati 51; No. 3 Louisville 54, No. 11 Marquette 56.

Semifinals: No. 9 Connecticut 76, No. 4 Syracuse 71 (ot); No. 3 Louisville 83, No. 2 Notre Dame 77 (ot).

Final: No. 9 Connecticut 69, No. 3 Louisville 66.

All-Tournament Team: Jeremy Lamb (Connecticut), Preston Knowles (Louisville), Peyton Siva (Louisville), Scott Martin (Notre Dame), Rick Jackson (Syracuse).

Dave Gavitt Trophy: Kemba Walker (Connecticut).

2010 (MADISON SQUARE GARDEN)

First round: No. 9 USF 58, No. 16 DePaul 49; No. 13 St. John's 73, No. 12 Connecticut 51;

No. 10 Seton Hall 109, No. 15 Providence 106; No. 11 Cincinnati 69, No. 14 Rutgers 68.

Second round: No. 8 Georgetown 69, No. 9 USF 49; No. 5 Marquette 57, No. 13 St. John's 55;

No. 7 Notre Dame 68, No. 10 Seton Hall 56;

No. 11 Cincinnati 69, No. 6 Louisville 66.

Quarterfinals: No. 8 Georgetown 91, No. 1 Syracuse 84; No. 5 Marquette 80, No. 4 Villanova 76;

No. 7 Notre Dame 50, No. 2 Pittsburgh 45;

No. 3 West Virginia 54, No. 11 Cincinnati 51.

Semifinals: No. 8 Georgetown 80, No. 5 Marquette 57; No. 3 West Virginia 53, No. 7 Notre Dame 51.

Final: No. 3 West Virginia 60, No. 8 Georgetown 58.

All-Tournament Team: Greg Monroe (Georgetown), Chris Wright (Georgetown), Lazar Hayward (Marquette), Tory Jackson (Notre Dame), Kevin Jones (West Virginia).

Dave Gavitt Trophy: Da'Sean Butler (West Virginia).

2009 (MADISON SQUARE GARDEN)

First round: No. 16 DePaul 67, No. 9 Cincinnati 57; No. 13 St. John's 64, No. 12 Georgetown 59;

No. 10 Notre Dame 61, No. 15 Rutgers 50;

No. 11 Seton Hall 68, No. 14 USF 54.

Second round: No. 8 Providence 83, No. 16 DePaul 74; No. 5 Marquette 74, No. 13 St. John's 45;

No. 7 West Virginia 74, No. 10 Notre Dame 62;

No. 6 Syracuse 89, No. 11 Seton Hall 74.

Quarterfinals: No. 1 Louisville 73, No. 8 Providence 55; No. 4 Villanova 76, No. 5 Marquette 75;

No. 7 West Virginia 74, No. 2 Pittsburgh 60;

No. 6 Syracuse 127, No. 3 Connecticut 117 (6ot).

Semifinals: No. 1 Louisville 69, No. 4 Villanova 55; No. 6 Syracuse 74, No. 7 West Virginia 69 (ot).

Final: No. 1 Louisville 76, No. 6 Syracuse 66.

All-Tournament Team: A.J. Price (Connecticut), Earl Clark (Louisville), Terrence Williams (Louisville), Eric Devendorf (Syracuse), Devin Ebanks (West Virginia).

Dave Gavitt Trophy: Jonny Flynn (Syracuse).

2008 (MADISON SQUARE GARDEN)

First round: No. 8 Villanova 82, No. 9 Syracuse 63; No. 5 West Virginia 58, No. 12 Providence 53;

No. 7 Pittsburgh 70, No. 10 Cincinnati 64;

No. 6 Marquette 67, No. 11 Seton Hall 54.

Quarterfinals: No. 1 Georgetown 82, No. 8 Villanova 63; No. 5 West Virginia 78, No. 4 Connecticut 72;

No. 7 Pittsburgh 76, No. 2 Louisville 69 (ot);

No. 6 Marquette 89, No. 3 Notre Dame 79.

Semifinals: No. 1 Georgetown 72, No. 5 West Virginia 55; No. 7 Pittsburgh 68, No. 6 Marquette 61.

Final: No. 7 Pittsburgh 74, No. 1 Georgetown 65.

All-Tournament Team: Roy Hibbert (Georgetown), Jessie Sapp (Georgetown), Jerel McNeal (Marquette), Levance Fields (Pittsburgh), Joe Alexander (West Virginia).

Dave Gavitt Trophy: Sam Young (Pittsburgh).

Championship Results

2007 (MADISON SQUARE GARDEN)

First round: No. 9 Villanova 75, No. 8 DePaul 67; No. 5 Syracuse 78, No. 12 Connecticut 65; No. 7 West Virginia 92, No. 10 Providence 79; No. 6 Marquette 76, No. 11 St. John's 67.

Quarterfinals: No. 1 Georgetown 62, No. 9 Villanova 57; No. 4 Notre Dame 89, No. 5 Syracuse 83; No. 2 Louisville 82, No. 7 West Virginia 71 (2ot); No. 3 Pittsburgh 89, No. 6 Marquette 79.

Semifinals: No. 1 Georgetown 84, No. 4 Notre Dame 82; No. 3 Pittsburgh 65, No. 2 Louisville 59.

Final: No. 1 Georgetown 65, No. 3 Pittsburgh 42.

All-Tournament Team: Roy Hibbert (Georgetown), DaJuan Summers (Georgetown), Terrence Williams (Louisville), Russell Carter (Notre Dame), Antonio Graves (Pittsburgh).

Dave Gavitt Trophy: Jeff Green (Georgetown).

2006 (MADISON SQUARE GARDEN)

First round: No. 9 Syracuse 74, No. 8 Cincinnati 73; No. 5 Georgetown 67, No. 12 Notre Dame 63; No. 10 Rutgers 61, No. 7 Seton Hall 48; No. 6 Pittsburgh 61, No. 11 Louisville 56.

Quarterfinals: No. 9 Syracuse 86, No. 1 Connecticut 84 (ot); No. 5 Georgetown 62, No. 4 Marquette 59; No. 2 Villanova 87, No. 10 Rutgers 55; No. 6 Pittsburgh 68, No. 3 West Virginia 57.

Semifinals: No. 9 Syracuse 58, No. 5 Georgetown 57; No. 6 Pittsburgh 68, No. 2 Villanova 54.

Final: No. 9 Syracuse 65, No. 6 Pittsburgh 61.

All-Tournament Team: Aaron Gray (Pittsburgh), Carl Krauser (Pittsburgh), Demetris Nichols (Syracuse), Darryl Watkins (Syracuse), Randy Foye (Villanova).

Dave Gavitt Trophy: Gerry McNamara (Syracuse).

2005 (MADISON SQUARE GARDEN)

First round: No. 8 West Virginia 82, No. 9 Providence 59; No. 7 Georgetown 56, No. 10 Seton Hall 51; No. 11 Rutgers 72, No. 6 Notre Dame 65.

Quarterfinals: No. 8 West Virginia 78, No. 1 Boston College 72; No. 4 Villanova 67, No. 5 Pittsburgh 58; No. 2 Connecticut 66, No. 7 Georgetown 62; No. 3 Syracuse 81, No. 11 Rutgers 57.

Semifinals: No. 8 West Virginia 78, No. 4 Villanova 76; No. 3 Syracuse 67, No. 2 Connecticut 63.

Final: No. 3 Syracuse 68, No. 8 West Virginia 59.

All-Tournament Team: Gerry McNamara (Syracuse), Josh Pace (Syracuse), Mike Gansey (West Virginia), Kevin Pittsnogle (West Virginia), Randy Foye (Villanova).

Dave Gavitt Trophy: Hakim Warrick (Syracuse).

2004 (MADISON SQUARE GARDEN)

First round: No. 8 Virginia Tech 61, No. 9 Rutgers 58; No. 5 Boston College 68, No. 12 Georgetown 57; No. 7 Notre Dame 65, No. 10 West Virginia 65; No. 11 Villanova 61, No. 5 Seton Hall 60.

Quarterfinals: No. 1 Pittsburgh 74, No. 8 Virginia Tech 61; No. 5 Boston College 57, No. 4 Syracuse 54; No. 2 Connecticut 66, No. 7 Notre Dame 58; No. 11 Villanova 69, No. 3 Providence 66.

Semifinals: Pittsburgh 62, Boston College 53; Connecticut 84, Villanova 67.

Final: Connecticut 61, Pittsburgh 58.

All-Tournament Team: Craig Smith (Boston College), Chris Taft (Pittsburgh), Carl Krauser (Pittsburgh), Jaron Brown (Pittsburgh), Taliek Brown (Connecticut).

Dave Gavitt Trophy: Ben Gordon (Connecticut).

2003 (MADISON SQUARE GARDEN)

First round: East No. 5 St. John's 83, West No. 4 Notre Dame 80; East No. 3 Providence 73, West No. 6 West Virginia 50; West No. 5 Georgetown 46, East No. 4 Villanova 41; West No. 3 Seton Hall 67, East No. 6 Miami 52.

Quarterfinals: East No. 1 Boston College 82, East No. 5 St. John's 75 (ot); West No. 2 Pittsburgh 67, East No. 3 Providence 57; West No. 1 Syracuse 74, West No. 5 Georgetown 69; East No. 2 Connecticut 83, West No. 3 Seton Hall 70.

Semifinals: Pittsburgh 61, Boston College 48; Connecticut 80, Syracuse 67.

Final: Pittsburgh 74, Connecticut 56.

All-Tournament Team: Brandin Knight (Pittsburgh), Ben Gordon (Connecticut), Emeka Okafor (Connecticut), Craig Smith (Boston College), Carmelo Anthony (Syracuse).

Dave Gavitt Trophy: Julius Page (Pittsburgh).

2002 (MADISON SQUARE GARDEN)

First round: East No. 4 Boston College 60, West No. 5 Rutgers 55; West No. 3 Georgetown 68, East No. 6 Providence 67; East No. 5 Villanova 78, East No. 4 Syracuse 64; East No. 3 St. John's 64, West No. 6 Seton Hall 58.

Quarterfinals: West No. 1 Pittsburgh 76, East No. 4 Boston College 62; East No. 2 Miami 84, West No. 3 Georgetown 76 (ot); East No. 1 Connecticut 72, East No. 5 Villanova 70; West No. 2 Notre Dame 83, East No. 3 St. John's 63.

Semifinals: Pittsburgh 76, Miami 71; Connecticut 82, Notre Dame 77.

Final: Connecticut 74, Pittsburgh 65 (2ot).

All-Tournament Team: Ben Gordon (Connecticut), Brandin Knight (Pittsburgh), Ontario Lett (Pittsburgh), Chris Thomas (Notre Dame), Marcus Barnes (Miami).

Dave Gavitt Trophy: Caron Butler (Connecticut)

2001 (MADISON SQUARE GARDEN)

First round: East No. 3 Villanova 82, West No. 4 West Virginia 71; West No. 6 Seton Hall 78, East No. 3 St. John's 66; West No. 5 Pittsburgh 78, East No. 4 Miami 69; West No. 3 Syracuse 86, East No. 6 Connecticut 75.

Quarterfinals: East No. 1 Boston College 93, East No. 3 Villanova 79; West No. 6 Seton Hall 58, West No. 2 Georgetown 40; West No. 5 Pittsburgh 66, West No. 1 Notre Dame 54; West No. 3 Syracuse 55, East No. 2 Providence 54.

Semifinals: Boston College 75, Seton Hall 48; Pittsburgh 55, Syracuse 54 (ot).

Final: Boston College 79, Pittsburgh 57.

All-Tournament Team: Eddie Griffin (Seton Hall), Preston Shumpert (Syracuse), Ricardo Greer (Pittsburgh), Xavier Singletary (Boston College), Jonathan Beerbohm (Boston College).

Dave Gavitt Trophy: Troy Bell (Boston College).

2000 (MADISON SQUARE GARDEN)

First round: No. 9 Georgetown 70, No. 8 West Virginia 67; No. 4 Connecticut 70, No. 13 Boston College 55; No. 5 Seton Hall 85, No. 12 Providence 65; No. 7 Notre Dame 74, No. 10 Rutgers 62; No. 6 Villanova 65, No. 11 Pittsburgh 55.

Quarterfinals: Georgetown 76, No. 1 Syracuse 72; Connecticut 79, Seton Hall 64; No. 2 Miami 61, Notre Dame 58; No. 3 St. John's 75, Villanova 70.

Semifinals: Connecticut 70, Georgetown 55; St. John's 58, Miami 57.

Final: St. John's 80, Connecticut 70.

All-Tournament Team: Erick Barkley (St. John's), Khalid El-Amin (Connecticut), Lavor Postell (St. John's), Albert Mouring (Connecticut), Lee Scruggs (Georgetown).

Dave Gavitt Trophy: Bootsy Thornton (St. John's).

1999 (MADISON SQUARE GARDEN)

First round: No. 9 Seton Hall 79, No. 8 Notre Dame 69; No. 4 Syracuse 96, No. 13 Boston College 55; No. 5 Villanova 73, No. 12 West Virginia 61; No. 10 Georgetown 68, No. 7 Providence 66; No. 6 Rutgers 64, No. 11 Pittsburgh 51.

Quarterfinals: No. 1 Connecticut 57, Seton Hall 56; Syracuse 70, Villanova 62; No. 2 Miami 65, Georgetown 54; No. 3 St. John's 77, Rutgers 62.

Semifinals: Connecticut 71, Syracuse 50; St. John's 62, Miami 59.

Final: Connecticut 82, St. John's 63.

All-Tournament Team: Richard Hamilton (Connecticut), Khalid El-Amin (Connecticut), Erick Barkley (St. John's), Tim James (Miami), Etan Thomas (Syracuse).

Dave Gavitt Trophy: Kevin Freeman (Connecticut)

1998 (MADISON SQUARE GARDEN)

First round: No. 8 Providence 72, No. 9 Notre Dame 55; No. 13 Georgetown 62, No. 4 Miami 56; No. 12 Rutgers 72, No. 5 West Virginia 65; No. 7 Villanova 96, No. 10 Pittsburgh 93 (2ot); No. 11 Boston College 97, No. 6 Seton Hall 87 (ot).

Quarterfinals: No. 1 Connecticut 64, Providence 55; Rutgers 61, Georgetown 60; No. 2 Syracuse 69, Villanova 66; No. 3 St. John's 91, Boston College 80.

Semifinals: Connecticut 64, Rutgers 50; Syracuse 69, St. John's 67 (ot).

Final: Connecticut 69, Syracuse 64.

All-Tournament Team: Richard Hamilton (Connecticut), Rashamel Jones (Connecticut), Ron Artest (St. John's), Ryan Blackwell (Syracuse), Todd Burgan (Syracuse).

Dave Gavitt Trophy: Khalid El-Amin, (Connecticut)

Championship Results



1997 (MADISON SQUARE GARDEN)

First round: No. 8 Syracuse 84, No. 9 Notre Dame 66; No. 4 Providence 77, No. 13 Rutgers 56; No. 5 West Virginia 77, No. 12 Seton Hall 57; No. 7 Miami 76, No. 10 St. John's 68 (ot); No. 6 Pittsburgh 63, No. 11 Connecticut 62.
Quarterfinals: No. 1 Villanova 80, Syracuse 70; Providence 76, West Virginia 69; No. 2 Georgetown 63, Miami 59; No. 3 Boston College 76, Pittsburgh 68.
Semifinals: Villanova 73, Providence 63; Boston College 70, Georgetown 58.
Final: Boston College 70, Villanova 58
All-Tournament Team: James "Scoonie" Penn (Boston College), Danya Abrams (Boston College), Duane Woodward (Boston College), Tim Thomas (Villanova), Alvin Williams (Villanova), Victor Page (Georgetown).
Dave Gavitt Trophy: James "Scoonie" Penn (Boston College)

1996 (MADISON SQUARE GARDEN)

First round: No. 9 Seton Hall 80, No. 8 West Virginia 78; No. 4 Syracuse 76, No. 13 Notre Dame 55; No. 5 Boston College 70, No. 12 Pittsburgh 66; No. 7 Miami 77, No. 10 Rutgers 67; No. 6 Providence 80, No. 11 St. John's 72.
Quarterfinals: No. 1 Connecticut 79, Seton Hall 58; Syracuse 69, Boston College 61; No. 2 Georgetown 92, Miami 62; No. 3 Villanova 78, Providence 68.
Semifinals: Connecticut 85, Syracuse 67; Georgetown 84, Villanova 76.
Final: Connecticut 75, Georgetown 74
All-Tournament Team: Ray Allen (Connecticut), Allen Iverson (Georgetown), Kerry Kittles (Villanova), Travis Knight (Connecticut), Victor Page (Georgetown), John Wallace (Syracuse).
Dave Gavitt Trophy: Victor Page (Georgetown)

1995 (MADISON SQUARE GARDEN)

First round: No. 9 Pittsburgh 74, No. 8 St. John's 71; No. 10 Boston College 89, No. 7 Seton Hall 87 (ot).
Quarterfinals: No. 4 Georgetown 69, No. 5 Miami 58; No. 1 Connecticut 81, Pittsburgh 78; No. 2 Villanova 68, Boston College 64; No. 6 Providence 71, No. 3 Syracuse 69 (ot).
Semifinals: Villanova 90, Providence 75; Connecticut 88, Georgetown 81.
Final: Villanova 94, Connecticut 78
All-Tournament Team: Kerry Kittles (Villanova), Jason Lawson (Villanova), Ray Allen (Connecticut), Austin Croshere (Providence), Allen Iverson (Georgetown), Danya Abrams (Boston College).
Dave Gavitt Trophy: Kerry Kittles (Villanova)

1994 (MADISON SQUARE GARDEN)

First round: No. 9 St. John's 80, No. 8 Pittsburgh 72; No. 7 Seton Hall 69, No. 10 Miami 51.
Quarterfinals: No. 4 Providence 77, No. 5 Villanova 66; No. 1 Connecticut 97, St. John's 77; Seton Hall 81, No. 2 Syracuse 80 (ot); No. 6 Georgetown 81, No. 3 Boston College 58.
Semifinals: Providence 69, Connecticut 67; Georgetown 76, Seton Hall 71 (ot).
Final: Providence 74, Georgetown 64.

All-Tournament Team: Michael Smith (Providence), Rob Phelps (Providence), Dickey Simpkins (Providence), George Butler (Georgetown), Othella Harrington (Georgetown), Donyell Marshall (Connecticut).
Dave Gavitt Trophy: Michael Smith (Providence)

1993 (MADISON SQUARE GARDEN)

First round: No. 8 Georgetown 67, No. 9 Miami 40; No. 7 Boston College 74, No. 10 Villanova 70 (ot).
Quarterfinals: No. 5 Providence 73, No. 4 Connecticut 55; No. 1 Seton Hall 83, Georgetown 69; No. 2 St. John's 76, Boston College 56; No. 3 Syracuse 55, No. 6 Pittsburgh 50.
Semifinals: Seton Hall 69, Providence 60; Syracuse 84, St. John's 72.
Final: Seton Hall 103, Syracuse 70.
All-Tournament Team: Terry Dehere (Seton Hall), Jerry Walker (Seton Hall), Adrian Autry (Syracuse), Lawrence Moten (Syracuse), David Cain (St. John's), Dickey Simpkins (Providence), Arturas Karnishovas (Seton Hall).
Dave Gavitt Trophy: Terry Dehere (Seton Hall)

1992 (MADISON SQUARE GARDEN)

First round: No. 10 Miami 83, No. 7 Pittsburgh 71; No. 8 Boston College 78, No. 9 Providence 68.
Quarterfinals: No. 3 St. John's 64, No. 6 Connecticut 59 (ot); No. 2 Georgetown 77, Miami 64; No. 1 Seton Hall 62, Boston College 60; No. 5 Syracuse 55, No. 4 Villanova 52.
Semifinals: Syracuse 70, Seton Hall 66; Georgetown 68, St. John's 64.
Final: Syracuse 56, Georgetown 54.
All-Tournament Team: Lawrence Moten (Syracuse), Alonzo Mourning (Georgetown), Dave Johnson (Syracuse), Malik Sealy (St. John's), Terry Dehere (Seton Hall), Jerome Scott (Miami).
Dave Gavitt Trophy: Alonzo Mourning (Georgetown)

1991 (MADISON SQUARE GARDEN)

First round: No. 8 Villanova 74, No. 9 Boston College 73.
Quarterfinals: No. 4 Seton Hall 70, No. 5 Pittsburgh 69; No. 8 Villanova 70, No. 1 Syracuse 68; No. 7 Providence 72, No. 2 St. John's 64; No. 6 Georgetown 68, No. 3 Connecticut 49.
Semifinals: Seton Hall 74, Villanova 72; Georgetown 71, Providence 55.
Final: Seton Hall 74, Georgetown 62.
All-Tournament Team: Oliver Taylor (Seton Hall), Anthony Avent (Seton Hall), Dikembe Mutombo (Georgetown), Alonzo Mourning (Georgetown), Eric Murdock (Providence), Marc Dowdell (Villanova).
Dave Gavitt Trophy: Oliver Taylor (Seton Hall)

1990 (MADISON SQUARE GARDEN)

First round: No. 8 Pittsburgh 88, No. 9 Boston College 70.
Quarterfinals: No. 2 Connecticut 76, No. 7 Seton Hall 58; No. 3 Georgetown 78, No. 6 Providence 77; No. 1 Syracuse 58, Pittsburgh 55; No. 5 Villanova 70, No. 4 St. John's 60.
Semifinals: Connecticut 65, Georgetown 60, Syracuse 73, Villanova 61.

Final: Connecticut 78, Syracuse 75.
All-Tournament Team: John Gwynn (Connecticut), Tate George (Connecticut), Chris Smith (Connecticut), Tom Greis (Villanova), Derrick Coleman (Syracuse), Stephen Thompson (Syracuse).
Dave Gavitt Trophy: Chris Smith (Connecticut).

1989 (MADISON SQUARE GARDEN)

First round: No. 9 Boston College 81, No. 8 St. John's 74.
Quarterfinals: No. 2 Seton Hall 74, No. 7 Connecticut 66; No. 3 Syracuse 79, No. 6 Providence 76; No. 1 Georgetown 82, Boston College 52; No. 4 Pittsburgh 71, No. 5 Villanova 66.
Semifinals: No. 3 Syracuse 81, No. 2 Seton Hall 78; No. 1 Georgetown 85, No. 4 Pittsburgh 62.
Final: No. 1 Georgetown 88, No. 3 Syracuse 79.
All-Tournament Team: Dana Barros (Boston College), Ramon Ramos (Seton Hall), John Morton (Seton Hall), Sherman Douglas (Syracuse), Alonzo Mourning (Georgetown), Charles Smith (Georgetown).
Dave Gavitt Trophy: Charles Smith (Georgetown).

1988 (MADISON SQUARE GARDEN)

First round: No. 9 Connecticut 75, No. 8 Providence 62.
Quarterfinals: No. 2 Syracuse 67, No. 7 Boston College 53; No. 6 Seton Hall 61, No. 3 Georgetown 58; No. 4 Villanova 71, No. 5 St. John's 68; No. 1 Pittsburgh 75, No. 9 Connecticut 58.
Semifinals: Syracuse 68, Seton Hall 63; Villanova 72, Pittsburgh 69.
Final: Syracuse 85, Villanova 68.
All-Tournament Team: Mark Plansky (Villanova), Sherman Douglas (Syracuse), Doug West (Villanova), Ramon Ramos (Seton Hall), Jerome Lane (Pittsburgh), Stephen Thompson (Syracuse).
Most Valuable Player: Sherman Douglas (Syracuse).

1987 (MADISON SQUARE GARDEN)

First round: No. 8 Boston College 61, No. 9 Connecticut 59.
Quarterfinals: No. 2 Pittsburgh 96, No. 7 Seton Hall 88; No. 3 Syracuse 72, No. 6 Villanova 66; No. 1 Georgetown 56, Boston College 51; No. 4 Providence 80, No. 5 St. John's 51.
Semifinals: Syracuse 99, Pittsburgh 85; Georgetown 84, Providence 66.
Final: Georgetown 69, Syracuse 59.
All-Tournament Team: Reggie Williams (Georgetown), Rony Seikaly (Syracuse), Billy Donovan (Providence), Sherman Douglas (Syracuse), Jerome Lane (Pittsburgh).
Most Valuable Player: Reggie Williams (Georgetown).

All-BIG EAST Honors

1986 (MADISON SQUARE GARDEN)

First round: No. 9 Seton Hall 76, No. 8 Connecticut 66

Quarterfinals: No. 2 Syracuse 102, No. 7 Boston College 79; No. 3 Georgetown 57, No. 6 Pittsburgh 56; No. 1 St. John's 87, Seton Hall 68; No. 4 Villanova 75, No. 5 Providence 63.

Semifinals: St. John's 75, Villanova 64; Syracuse 75, Georgetown 73 (ot).

Final: St. John's 70, Syracuse 69.

All-Tournament Team: Reggie Williams (Georgetown), Walter Berry (St. John's), Mark Jackson (St. John's), Rony Seikaly (Syracuse), Dwayne Washington (Syracuse), Harold Pressley (Villanova).

Most Valuable Player: Dwayne Washington (Syracuse)

1985 (MADISON SQUARE GARDEN)

First round: No. 8 Providence 77, No. 9 Seton Hall 75 (ot).

Quarterfinals: No. 2 Georgetown 93, No. 7 Connecticut 62; No. 3 Syracuse 70, No. 6 Boston College 69; No. 4 Villanova 69, No. 5 Pittsburgh 61; No. 1 St. John's 90, Providence 62.

Semifinals: Georgetown 74, Syracuse 65; St. John's 89, Villanova 74.

Final: Georgetown 92, St. John's 80.

All-Tournament Team: Patrick Ewing (Georgetown), Michael Jackson (Georgetown), Bill Martin (Georgetown), Chris Mullin (St. John's), Rafael Addison (Syracuse), Ed Pinckney (Villanova).

Most Valuable Player: Patrick Ewing (Georgetown)

1984 (MADISON SQUARE GARDEN)

First round: No. 8 Providence 59, No. 9 Seton Hall 55.

Quarterfinals: No. 2 Syracuse 73, No. 7 Connecticut 58; No. 3 Villanova 75, No. 6 Pittsburgh 65; No. 5 St. John's 57, No. 4 Boston College 56; No. 1 Georgetown 70, Providence 50.

Semifinals: Syracuse 66, Villanova 65; Georgetown 79, St. John's 68.

Final: Georgetown 82, Syracuse 71 (overtime).

All-Tournament Team: Patrick Ewing (Georgetown), Michael Jackson (Georgetown), Andre Hawkins (Syracuse), Dwayne Washington (Syracuse), Ed Pinckney (Villanova).

Most Valuable Player: Patrick Ewing (Georgetown)

1983 (MADISON SQUARE GARDEN)

First Round: No. 9 Seton Hall 73, No. 8 Providence 64.

Quarterfinals: No. 3 St. John's 64, No. 6 Pittsburgh 53; No. 2 Villanova 69, No. 7 Connecticut 68; No. 5 Syracuse 79, No. 4 Georgetown 72; No. 1 Boston College 79, Seton Hall 56.

Semifinals: Boston College 80, Syracuse 74; St. John's 91, Villanova 80.

Final: St. John's 85, Boston College 77.

All-Tournament Team: John Garris (Boston College), Jay Murphy (Boston College), Chris Mullin (St. John's), Billy Goodwin (St. John's), Leo Rautins (Syracuse), Stewart Granger (Villanova).

Most Valuable Player: Chris Mullin (St. John's).

1982 (HARTFORD CIVIC CENTER)

Quarterfinals: No. 1 Villanova 88, No. 8 Seton Hall 73; No. 4 Boston College 94, No. 5 Syracuse 92; No. 2 Georgetown 62, No. 7 Providence 48; No. 3 St. John's 54, No. 6 Connecticut 52.

Semifinals: Villanova 74, Boston College 71; Georgetown 57, St. John's 42.

Final: Georgetown 72, Villanova 54.

All-Tournament Team: John Bagley (Boston College), Patrick Ewing (Georgetown), Eric Floyd (Georgetown), Eric Smith (Georgetown), Leo Rautins (Syracuse), Ed Pinckney (Villanova).

Most Valuable Player: Eric Floyd (Georgetown)

1981 (SYRACUSE CARRIER DOME)

Quarterfinals: No. 8 Providence 67, No. 1 Boston College 65; No. 4 Villanova 65, No. 5 Connecticut 54; No. 2 Georgetown 58, No. 7 Seton Hall 52; No. 6 Syracuse 71, No. 3 St. John's 66.

Semifinals: Villanova 58, Providence 49 (overtime); Syracuse 67, Georgetown 53.

Final: Syracuse 83, Villanova 80 (3 overtimes).

All-Tournament Team: Eric Floyd (Georgetown).

Tony Bruin (Syracuse), Leo Rautins (Syracuse), Erich Santifer (Syracuse), Alex Bradley (Villanova), John Pinone (Villanova).

Most Valuable Player: Leo Rautins (Syracuse)

1980 (PROVIDENCE CIVIC CENTER)

Quarterfinals: No. 3 Georgetown 60, No. 6 Seton Hall 47; No. 4 Connecticut 79, No. 5 Boston College 68; No. 2 St. John's 48, No. 7 Providence 44.

Semifinals: Georgetown 76, St. John's 66; No. 1 Syracuse 92, Connecticut 61.

Final: Georgetown 87, Syracuse 81.

All-Tournament Team: John Duren (Georgetown), Eric Floyd (Georgetown), Craig Shelton (Georgetown), David Russell (St. John's), Louis Orr (Syracuse), Marty Headd (Syracuse).

Most Valuable Player: Craig Shelton (Georgetown)

All-BIG EAST Honors

2016-17

First Team: Andrew Chrabascz (Butler), *Marcus Foster (Creighton), *Angel Delgado (Seton Hall), *Jalen Brunson (Villanova), *Josh Hart (Villanova), Trevon Bluiett (Xavier).

Second Team: Kelan Martin (Butler), Justin Patton (Creighton), Rodney Bullock (Providence), Kyron Cartwright (Providence), Khadeen Carrington (Seton Hall).

Honorable Mention: Rodney Pryor (Georgetown), Kris Jenkins (Villanova).

All-Freshman Team: *Kamar Baldwin (Butler), *Justin Patton (Creighton), Markus Howard (Marquette), *Marcus LoVett (St. John's), *Sharmorie Ponds (St. John's), Donte DiVincenzo (Villanova).

Coach of the Year: Chris Holtmann (Butler)

Player of the Year: Josh Hart (Villanova)

Defensive Players of the Year: Khyri Thomas (Creighton), Mikal Bridges (Villanova), Josh Hart (Villanova)

Most Improved Player: Kyron Cartwright (Providence)

Freshman of the Year: Justin Patton (Creighton)

Sixth Man Award: Andrew Rowsey (Marquette)

Sportsmanship Award: Billy Garrett Jr. (DePaul)

2015-16

First Team: Henry Ellenson (Marquette), *Ben Bentil (Providence), *Kris Dunn (Providence), *Isaiah Whitehead (Seton Hall), *Josh Hart (Villanova), Trevon Bluiett (Xavier).

Second Team: Roosevelt Jones (Butler), Kelan Martin (Butler), Maurice Watson, Jr. (Creighton), D'Vauntes Smith-Rivera (Georgetown), Ryan Arcidiacono (Villanova).

Honorable Mention: Kellen Dunham (Butler), Angel Delgado (Seton Hall), Daniel Ochefu (Villanova).

All-Freshman Team: Eli Cain (DePaul), Jessie Govan (Georgetown), Haanif Cheatham (Marquette), Kassoum Yakwe (St. John's), Jalen Brunson (Villanova), Edmond Sumner (Xavier).

Coach of the Year: Kevin Willard (Seton Hall), Jay Wright (Villanova)

Player of the Year: Kris Dunn (Providence)

Defensive Player of the Year: Kris Dunn (Providence)

Most Improved Player: Ben Bentil (Providence)

Freshman of the Year: Henry Ellenson (Marquette)

Sixth Man Award: J.P. Macura (Xavier)

Sportsmanship Award: Kellen Dunham (Butler)

2014-15

First Team: Kellen Dunham (Butler), D'Vauntes Smith-Rivera (Georgetown), *Kris Dunn (Providence), *LaDontae Henton (Providence), D'Angelo Harrison (St. John's), *Darrun Hilliard (Villanova).

Second Team: Roosevelt Jones (Butler), Matt Carlino (Marquette), Sir'Dominic Pointer (St. John's), Sterling Gibbs (Seton Hall), Matt Stainbrook (Xavier)

Honorable Mention: Billy Garrett, Jr. (DePaul); Daniel Ochefu (Villanova), Jay Vaughn Pinkston (Villanova)

All-Rookie Team: Isaac Copeland (Georgetown), L.J. Peak (Georgetown), Duane Wilson (Marquette), *Angel Delgado (Seton Hall), Isaiah Whitehead (Seton Hall), *Trevon Bluiett (Xavier).

Coach of the Year: Jay Wright (Villanova)

Player of the Year: Kris Dunn (Providence),

Ryan Arcidiacono (Villanova)

Defensive Player of the Year: Kris Dunn (Providence), Sir'Dominic Pointer (St. John's)

Most Improved Player: Sir'Dominic Pointer (St. John's)

Rookie of the Year: Angel Delgado (Seton Hall)

Sixth Man Award: Josh Hart (Villanova)

Sportsmanship Award: Alex Barlow (Butler)

2013-14

First Team: *Doug McDermott (Creighton), Markel Starks (Georgetown), *Bryce Cotton (Providence), D'Angelo Harrison (St. John's), James Bell (Villanova), *Semaj Christon (Xavier)

Second Team: Kellen Dunham (Butler), D'Vauntes Smith-Rivera (Georgetown), Davante Gardner (Marquette), Kadeem Batts (Providence), Fuquan Edwin (Seton Hall), Jay Vaughn Pinkston (Villanova)

All-BIG EAST Honors



2013-14 (CONTINUED)

Honorable Mention: Ethan Wragge (Creighton), Ryan Arcidiacono (Villanova), Darrun Hilliard (Villanova), Matt Stainbrook (Xavier)

All-Rookie Team: Andrew Chrabascz (Butler), Billy Garrett, Jr. (DePaul), Tommy Hamilton IV (DePaul), Deonte Burton (Marquette), Rysheed Jordan (St. John's), Jaren Sina (Seton Hall), Josh Hart (Villanova)

Coach of the Year: Jay Wright (Villanova)

Player of the Year: Doug McDermott (Creighton)

Defensive Player of the Year: Fuquan Edwin (Seton Hall)

Most Improved Players: Darrun Hilliard & Daniel Ochefu (Villanova)

Rookie of the Year: Billy Garrett, Jr. (DePaul)

Sixth Man Award: Davante Gardner (Marquette)

Sportmanship Award: Chris Otule (Marquette)

2012-13

First Team: Shabazz Napier (Connecticut), *Otto Porter (Georgetown), Gorgui Dieng (Louisville), Russ Smith (Louisville), Jack Cooley (Notre Dame), Bryce Cotton (Providence)

Second Team: Sean Kilpatrick (Cincinnati), Vander Blue (Marquette), Jerian Grant (Notre Dame), Michael Carter-Williams (Syracuse), C.J. Fair (Syracuse)

Third Team: Markel Starks (Georgetown), Peyton Siva (Louisville), Tray Woodall (Pittsburgh), Brandon Triche (Syracuse), JayVaughn Pinkston (Villanova)

Honorable Mention: Davante Gardner (Marquette), Kadeem Batts (Providence), JaKarr Sampson (St. John's), Fuquan Edwin (Seton Hall)

All-Rookie Team: Omar Calhoun (Connecticut), D'Vauntes Smith-Rivera (Georgetown), Steven Adams (Pittsburgh), Chris Obekpa (St. John's), JaKarr Sampson (St. John's), Ryan Arcidiacono (Villanova)

Coach of the Year: John Thompson III (Georgetown)

Player of the Year: Otto Porter (Georgetown)

Defensive Player of the Year: Gorgui Dieng (Louisville)

Most Improved Players: Kadeem Batts (Providence), Michael Carter-Williams (Syracuse)

Rookie of the Year: JaKarr Sampson (St. John's)

Sixth Man Award: Davante Gardner (Marquette)

Sportmanship Award: Junior Cadougan (Marquette)

2011-12

First Team: Jeremy Lamb (Connecticut), Jason Clark (Georgetown), Jae Crowder (Marquette), Darius Johnson-Odom (Marquette), Kris Joseph (Syracuse), Kevin Jones (West Virginia)

Second Team: Sean Kilpatrick (Cincinnati), Jack Cooley (Notre Dame), Jordan Theodore (Seton Hall), Scoop Jardine (Syracuse), Maalik Wayns (Villanova)

Third Team: Henry Sims (Georgetown), Vincent Council (Providence), Herb Pope (Seton Hall), Dion Waiters (Syracuse), Darryl Bryant (West Virginia)

Honorable Mention: Cleveland Melvin (DePaul), Hollis Thompson (Georgetown), Kyle Kuric (Louisville), Ashton Gibbs (Pittsburgh), Moe Harkless (St. John's)

All-Rookie Team: Andre Drummond (Connecticut), Chane Behanan (Louisville), Jerian Grant (Notre Dame), LaDontae Henton (Providence), Moe Harkless (St. John's), D'Angelo Harrison (St. John's), Anthony Collins (USF)

Coach of the Year: Stan Heath (USF)

Player of the Year: Jae Crowder (Marquette)

Defensive Player of the Year: Fab Melo (Syracuse)

Most Improved Player: Jack Cooley (Notre Dame)

Rookie of the Year: Moe Harkless (St. John's)

Sixth Man Award: Dion Waiters (Syracuse)

Sportmanship Award: Jason Clark (Georgetown)

2010-11

First Team: Kemba Walker (Connecticut), Austin Freeman (Georgetown), Ben Hansbrough (Notre Dame), Ashton Gibbs (Pittsburgh), Marshon Brooks (Providence), Dwight Hardy (St. John's)

Second Team: Preston Knowles (Louisville), Darius Johnson-Odom (Marquette), Brad Wanamaker (Pittsburgh), Rick Jackson (Syracuse), Corey Fisher (Villanova)

Third Team: Chris Wright (Georgetown), Tim Abromaitis (Notre Dame), Jeremy Hazell (Seton Hall), Kris Joseph (Syracuse), Corey Stokes (Villanova)

Honorable Mention: Peyton Siva (Louisville), Jimmy Butler (Marquette), Scoop Jardine (Syracuse), Kevin Jones (West Virginia)

All-Rookie Team: Sean Kilpatrick (Cincinnati), Jeremy Lamb (Connecticut), Shabazz Napier (Connecticut), Cleveland Melvin (DePaul), Brandon Young (DePaul), Gilvydas Biruta (Rutgers)

Coach of the Year: Mike Brey (Notre Dame)

Player of the Year: Ben Hansbrough (Notre Dame)

Defensive Player of the Year: Rick Jackson (Syracuse)

Most Improved Player: Dwight Hardy (St. John's)

Rookie of the Year: Cleveland Melvin (DePaul)

Sixth Man Award: Justin Burrell (St. John's)

Sportmanship Award: Brad Wanamaker (Pittsburgh)

2009-10

First Team: Greg Monroe (Georgetown), Luke Harangody (Notre Dame), Dominique Jones (USF), Wes Johnson (Syracuse), Scottie Reynolds (Villanova), Da'Sean Butler (West Virginia)

Second Team: Austin Freeman (Georgetown), Lazar Hayward (Marquette), Ashton Gibbs (Pittsburgh), Jeremy Hazell (Seton Hall), Andy Rautins (Syracuse)

Third Team: Jerome Dyson (Connecticut), Kemba Walker (Connecticut), Samardo Samuels (Louisville), Corey Fisher (Villanova), Devin Ebanks (West Virginia)

Honorable Mention: Jimmy Butler (Marquette), Tim Abromaitis (Notre Dame), Jamine Peterson (Providence)

All-Rookie Team: Lance Stephenson (Cincinnati), Alex Oriakhi (Connecticut), Vincent Council (Providence), Dane Miller (Rutgers), Brandon Triche (Syracuse), Maalik Wayns (Villanova)

Coach of the Year: Jim Boeheim (Syracuse)

Player of the Year: Wes Johnson (Syracuse)

Defensive Player of the Year: Hamady Ndiaye (Rutgers)

Most Improved Player: Ashton Gibbs (Pittsburgh)

Rookie of the Year: Lance Stephenson (Cincinnati)

Sixth Man Award: Kris Joseph (Syracuse)

Sportmanship Award: Tory Jackson (Notre Dame)

2008-09

First Team: Hasheem Thabeet (Connecticut), Terrence Williams (Louisville), Jerel McNeal (Marquette), Luke Harangody (Notre Dame), DeJuan Blair (Pittsburgh), Sam Young (Pittsburgh)

Second Team: A.J. Price (Connecticut), Wesley Matthews (Marquette), Jonny Flynn (Syracuse), Dante Cunningham (Villanova), Da'Sean Butler (West Virginia)

Third Team: Deonta Vaughn (Cincinnati), Jeff Adrien (Connecticut), Earl Clark (Louisville), Levance Fields (Pittsburgh), Jeremy Hazell (Seton Hall)

Honorable Mention: Weyinmi Efejuku (Providence), Dominique Jones (USF), Scottie Reynolds (Villanova), Alex Ruoff (West Virginia)

All-Rookie Team: Yancy Gates (Cincinnati), Kemba Walker (Connecticut), Greg Monroe (Georgetown), Samardo Samuels (Louisville), Mike Rosario (Rutgers), Devin Ebanks (West Virginia)

Coach of the Year: Jay Wright (Villanova)

Players of the Year: Hasheem Thabeet (Connecticut) and DeJuan Blair (Pittsburgh)

Defensive Player of the Year: Hasheem Thabeet (Connecticut)

Most Improved Player: Dante Cunningham (Villanova)

Rookie of the Year: Greg Monroe (Georgetown)

Sixth Man Award: Corey Fisher (Villanova)

Sportmanship Award: Alex Ruoff (West Virginia)

2007-08

First Team: Deonta Vaughn (Cincinnati), Jeff Adrien (Connecticut), *A.J. Price (Connecticut), *Roy Hibbert (Georgetown), *David Padgett (Louisville), *Luke Harangody (Notre Dame), Kyle McAlarney (Notre Dame), Sam Young (Pittsburgh), Brian Laing (Seton Hall), Kentrell Gransberry (USF), Joe Alexander (West Virginia)

Second Team: Hasheem Thabeet (Connecticut), Jonathan Wallace (Georgetown), Draelon Burns (DePaul), Terrence Williams (Louisville), Lazar Hayward (Marquette), Dominic James (Marquette), Jerel McNeal (Marquette), Donte' Greene (Syracuse), Paul Harris (Syracuse), Scottie Reynolds (Villanova)

Honorable Mention: DeJuan Blair (Pittsburgh), Geoff McDermott (Providence), Anthony Mason, Jr. (St. John's), Dominique Jones (USF), Jonny Flynn (Syracuse)

All-Rookie Team: Mac Koshwal (DePaul), Dar Tucker (DePaul), Austin Freeman (Georgetown), *DeJuan Blair (Pittsburgh), Corey Chandler (Rutgers), Justin Burrell (St. John's), Jeremy Hazell (Seton Hall), *Dominique Jones (USF), *Jonny Flynn (Syracuse), *Donte' Greene (Syracuse), Corey Fisher (Villanova)

Coach of the Year: Mike Brey (Notre Dame)

Player of the Year: Luke Harangody (Notre Dame)

Defensive Player of the Year: Hasheem Thabeet (Connecticut)

Most Improved Player: Sam Young (Providence)

Rookies of the Year: DeJuan Blair (Pittsburgh) and Jonny Flynn (Syracuse)

Sixth Man Award: Patrick Ewing, Jr. (Georgetown)

Sportmanship Award: Ronald Ramon (Pittsburgh)

and Darris Nichols (West Virginia)

All-BIG EAST Honors

2006-07

First Team: *Jeff Green (Georgetown), *Roy Hibbert (Georgetown), Dominic James (Marquette), Russell Carter (Notre Dame), Colin Falls (Notre Dame), *Aaron Gray (Pittsburgh), *Herbert Hill (Providence), Lamont Hamilton (St. John's), *Demetris Nichols (Syracuse), Curtis Sumpter (Villanova), Frank Young (West Virginia)

Second Team: Jeff Adrien (Connecticut), Wilson Chandler (DePaul), Sammy Meija (DePaul), David Padgett (Louisville), Terrence Williams (Louisville), Jerel McNeal (Marquette), LeVance Fields (Pittsburgh), Brian Laing (Seton Hall), Kentrell Gransberry (USF), Scottie Reynolds (Villanova).

Honorable Mention: Draelon Burns (DePaul), Jonathan Wallace (Georgetown), Sharaud Curry (Providence), Geoff McDermott (Providence), McHugh Mattis (USF), Eric Devendorf (Syracuse), Mike Nardi (Villanova)

All-Rookie Team: Deonta Vaughn (Cincinnati), *Jerome Dyson (Connecticut), Hasheem Thabeet (Connecticut), DaJuan Summers (Georgetown), Edgar Sosa (Louisville), Luke Harangody (Notre Dame), Tory Jackson (Notre Dame), *Eugene Harvey (Seton Hall), Paul Harris (Syracuse), *Scottie Reynolds (Villanova), Da'Sean Butler (West Virginia).

Coach of the Year: Mike Brey (Notre Dame)

Player of the Year: Jeff Green (Georgetown)

Defensive Player of the Year: Jerel McNeal (Marquette)

Most Improved Player: Herbert Hill (Providence)

Rookie of the Year: Scottie Reynolds (Villanova)

Sportmanship Award: Brandon Jenkins (Louisville)

2005-06

First Team: Eric Hicks (Cincinnati), *Rudy Gay (Connecticut), *Steve Novak (Marquette), Chris Quinn (Notre Dame), Aaron Gray (Pittsburgh), Quincy Douby (Rutgers), Gerry McNamara (Syracuse), *Randy Foye (Villanova), *Allan Ray (Villanova), Mike Gansey (West Virginia), Kevin Pittsnogle (West Virginia).

Second Team: Hilton Armstrong (Connecticut), Marcus Williams (Connecticut), Jeff Green (Georgetown), Roy Hibbert (Georgetown), Taquan Dean (Louisville), Carl Krauser (Pittsburgh), Donnie McGrath (Providence), Donald Copeland (Seton Hall), Kelly Whitney (Seton Hall), Kyle Lowry (Villanova).

Honorable Mention: James White (Cincinnati), Rashad Anderson (Connecticut), Josh Boone (Connecticut), Dominic James (Marquette), Lamont Hamilton (St. John's), Solomon Jones (USF).

All-Rookie Team: *Devan Downey (Cincinnati), Jeff Adrien (Connecticut), *Wilson Chandler (DePaul), Sam Young (Pittsburgh), *Dominic James (Marquette), Jerel McNeal (Marquette), Sharaud Curry (Providence), Geoff McDermott (Providence), JR Inman (Rutgers), Anthony Farmer (Rutgers), Eric Devendorf (Syracuse).

Coach of the Year: Jay Wright (Villanova)

Player of the Year: Randy Foye (Villanova)

Defensive Player of the Year: Hilton Armstrong (Connecticut)

Most Improved Player: Aaron Gray (Pittsburgh)

Rookie of the Year: Dominic James (Marquette)

Sportmanship Award: Chris Quinn (Notre Dame)

2004-05

First Team: Jared Dudley (Boston College), Craig Smith (Boston College), Chevon Troutman (Pittsburgh), Ryan Gomes (Providence), Gerry McNamara (Syracuse), Hakim Warrick (Syracuse).

Second Team: Josh Boone (Connecticut), Charlie Villanueva (Connecticut), Karl Krauser (Pittsburgh), Allan Ray (Villanova), Curtis Sumpter (Villanova).

Third Team: Marcus Williams (Connecticut), Brandon Bowman (Georgetown), Chris Thomas (Notre Dame), Daryll Hill (St. John's), Randy Foye (Villanova).

Honorable Mention: Jeff Green (Georgetown), Chris Taft (Pittsburgh), Josh Pace (Syracuse), Tyrone Sally (West Virginia).

All-Rookie Team: Sean Williams (Boston College), Rudy Gay (Connecticut), Jeff Green (Georgetown), Ronald Ramon (Pittsburgh), Ollie Bailey (Rutgers), Kyle Lowry (Villanova).

Coach of the Year: Al Skinner (Boston College)

Player of the Year: Hakim Warrick (Syracuse)

Defensive Player of the Year: Josh Boone (Connecticut)

Most Improved Players: Jared Dudley (Boston College) and Marcus Williams (Connecticut)

Rookies of the Year: Rudy Gay (Connecticut) and Jeff Green (Georgetown)

Sportmanship Award: Josh Pace (Syracuse)

2003-04

First Team: Craig Smith (Boston College), Ben Gordon (Connecticut), Emeka Okafor (Connecticut), Ryan Gomes (Providence), Andre Barrett (Seton Hall), Hakim Warrick (Syracuse), Bryant Matthews (Virginia Tech)

Second Team: Darius Rice (Miami), Chris Thomas (Notre Dame), Jaron Brown (Pittsburgh), Carl Krauser (Pittsburgh), Gerry McNamara (Syracuse)

Third Team: Gerald Riley (Georgetown), Chris Taft (Pittsburgh), Herve Lamizana (Rutgers), Allan Ray (Villanova), Curtis Sumpter (Villanova)

Honorable Mention: Taliek Brown (Connecticut), Torin Francis (Notre Dame), Julius Page (Pittsburgh), Kelly Whitney (Seton Hall)

All-Rookie Team: Jared Dudley (Boston College), Josh Boone (Connecticut), Charlie Villanueva (Connecticut), Guillermo Diaz (Miami), Chris Taft (Pittsburgh), Quincy Douby (Rutgers), Mike Nardi (Villanova)

Coach of the Year: Jamie Dixon (Pittsburgh)

Player of the Year: Emeka Okafor (Connecticut)

Defensive Player of the Year: Emeka Okafor (Connecticut)

Most Improved Player: Carl Krauser (Pittsburgh)

Rookie of the Year: Chris Taft (Pittsburgh)

Sportmanship Award: Jaron Brown (Pittsburgh)

2002-03

First Team: Troy Bell (Boston College), Emeka Okafor (Connecticut), Mike Sweetney (Georgetown), Matt Carroll (Notre Dame), Marcus Hatten (St. John's), Carmelo Anthony (Syracuse)

Second Team: Craig Smith (Boston College), Ben Gordon (Connecticut), Chris Thomas (Notre Dame), Brandin Knight (Pittsburgh), Ryan Gomes (Providence), Andre Barrett (Seton Hall)

Third Team: Darius Rice (Miami), Julius Page (Pittsburgh), Chevon Troutman (Pittsburgh), Hakim Warrick (Syracuse), Drew Schifino (West Virginia)

Honorable Mention: James Jones (Miami), Ontario Lett (Pittsburgh), Gary Buchanan (Villanova), Ricky Wright (Villanova), Bryant Matthews (Virginia Tech), Terry Taylor (Virginia Tech)

All-Rookie Team: Craig Smith (Boston College), Torin Francis (Notre Dame), Donnie McGrath (Providence), Kelly Whitney (Seton Hall), Carmelo Anthony (Syracuse), Gerry McNamara (Syracuse), Kevin Pittsnogle (West Virginia)

Coach of the Year: Louis Orr (Seton Hall)

Player of the Year: Troy Bell (Boston College)

Defensive Player of the Year: Emeka Okafor (Connecticut)

Most Improved Player: Hakim Warrick (Syracuse)

Rookie of the Year: Carmelo Anthony (Syracuse)

Sportmanship Award: Kueth Duany (Syracuse)

2001-02

First Team: Troy Bell (Boston College), Caron Butler (Connecticut), Michael Sweetney (Georgetown), Ryan Humphrey (Notre Dame), Brandin Knight (Pittsburgh), Marcus Hatten (St. John's), Preston Shumpert (Syracuse)

Second Team: Darius Rice (Miami), John Salmons (Miami), John Linehan (Providence), Rashod Kent (Rutgers), Ricky Wright (Villanova)

Third Team: Emeka Okafor (Connecticut), Kevin Braswell (Georgetown), James Jones (Miami), Chris Thomas (Notre Dame), DeShaun Williams (Syracuse), Chris Moss (West Virginia).

Honorable Mention: David Graves (Notre Dame), Jaron Brown (Pittsburgh), Julius Page (Pittsburgh), Jerome Coleman (Rutgers), Gary Buchanan (Villanova)

All-Rookie Team: Ben Gordon (Connecticut), Emeka Okafor (Connecticut), Chris Thomas (Notre Dame), Ryan Gomes (Providence), John Allen (Seton Hall)

Coach of the Year: Ben Howland (Pittsburgh)

Players of the Year: Caron Butler (Connecticut) and Brandin Knight (Pittsburgh)

Defensive Player of the Year: John Linehan (Providence)

Most Improved Player: Brandin Knight (Pittsburgh)

Rookie of the Year: Chris Thomas (Notre Dame)

2000-01

First Team: Troy Bell (Boston College), Troy Murphy (Notre Dame), Preston Shumpert (Syracuse), Michael Bradley (Villanova), Calvin Bowman (West Virginia)

Second Team: Kevin Braswell (Georgetown), Ricardo Greer (Pittsburgh), John Linehan (Providence), Eddie Griffin (Seton Hall), Damone Brown (Syracuse).

Third Team: Caron Butler (Connecticut), John Salmons (Miami), Ryan Humphrey (Notre Dame), Todd Billet (Rutgers), Omar Cook (St. John's)

Honorable Mention: Albert Mouring (Connecticut), Michael Sweetney (Georgetown), Darius Lane (Seton Hall).

All-Rookie Team: Caron Butler (Connecticut), Michael Sweetney (Georgetown), Darius Rice (Miami), Omar Cook (St. John's), Eddie Griffin (Seton Hall)

2000-01 (CONTINUED)

Coach of the Year: Al Skinner (Boston College)

Players of the Year: Troy Murphy (Notre Dame) and Troy Bell (Boston College)

Defensive Player of the Year: John Linehan (Providence)

Most Improved Players: Preston Shumpert (Syracuse) and Calvin Bowman (West Virginia)

Rookie of the Year: Eddie Griffin (Seton Hall)

1999-2000

First Team: Khalid El-Amin (Connecticut), Troy Murphy (Notre Dame), Erick Barkley (St. John's), Jason Hart (Syracuse), Etan Thomas (Syracuse)

Second Team: Johnny Hemsley (Miami), Ricardo Greer (Pittsburgh), Lavar Postell (St. John's), Shaheen Holloway (Seton Hall), Malik Allen (Villanova)

Third Team: Ruben Boumtje Boumtje (Georgetown), Mario Bland (Miami), Bootsy Thornton (St. John's), Ryan Blackwell (Syracuse), Marcus Goree (West Virginia)

All-Rookie Team: Troy Bell (Boston College), Darius Lane (Seton Hall), Anthony Glover (St. John's), Samuel Dalembert (Seton Hall), Gary Buchanan (Villanova)

Coach of the Year: Jim Boeheim (Syracuse)

Player of the Year: Troy Murphy (Notre Dame)

Defensive Player of the Year: Etan Thomas (Syracuse)

Most Improved Players: Ricardo Greer (Pittsburgh) and Shaheen Holloway (Seton Hall)

Rookie of the Year: Troy Bell (Boston College)

1998-99

First Team: Richard Hamilton (Connecticut), Tim James (Miami), Johnny Hemsley (Miami), Jamel Thomas (Providence), Ron Artest (St. John's)

Second Team: Khalid El-Amin (Connecticut), Troy Murphy (Notre Dame), Bootsy Thornton (St. John's), Etan Thomas (Syracuse), Marcus Goree (West Virginia)

Third Team: Vonteego Cummings (Pittsburgh), Isaac Hawkins (Pittsburgh), Rob Hodgson (Rutgers), Jason Hart (Syracuse), John Celestand (Villanova)

All-Rookie Team: Kevin Braswell (Georgetown), Anthony Perry (Georgetown), Troy Murphy (Notre Dame), Dahntay Jones (Rutgers), Erick Barkley (St. John's)

Coach of the Year: Leonard Hamilton (Miami)

Players of the Year: Richard Hamilton (Connecticut) and Tim James (Miami)

Defensive Player of the Year: Etan Thomas (Syracuse)

Most Improved Player: Johnny Hemsley (Miami)

Rookie of the Year: Troy Murphy (Notre Dame)

1997-98

First Team: Richard Hamilton (Connecticut), Tim James (Miami), Pat Garrity (Notre Dame), Felipe Lopez (St. John's), Damian Owens (West Virginia)

Second Team: Vonteego Cummings (Pittsburgh), Jamel Thomas (Providence), Zendon Hamilton (St. John's), Levell Sanders (Seton Hall), Todd Burgan (Syracuse)

Third Team: Antonio Granger (Boston College), Duane Woodward (Boston College), Khalid El-Amin (Connecticut), Shaheen Holloway (Seton Hall), Etan Thomas (Syracuse)

All-Rookie Team: Khalid El-Amin (Connecticut), Martin Inglesby (Notre Dame), Ricardo Greer (Pittsburgh), Jeff Greer (Rutgers), Ron Artest

(St. John's)

Coach of the Year: Jim Calhoun (Connecticut)

Player of the Year: Richard Hamilton (Connecticut)

Defensive Player of the Year: Damian Owens (West Virginia)

Most Improved Player: Etan Thomas (Syracuse)

Rookie of the Year: Khalid El-Amin (Connecticut)

1996-97

First Team: Danya Abrams (Boston College), Victor Page (Georgetown), Pat Garrity (Notre Dame), Austin Croshere (Providence), Alvin Williams (Villanova)

Second Team: Tim James (Miami), Vonteego Cummings (Pittsburgh), Zendon Hamilton (St. John's), Shaheen Holloway (Seton Hall), Otis Hill (Syracuse), Jason Lawson (Villanova)

Third Team: Derrick Brown (Providence), Felipe Lopez (St. John's), Jason Cipolla (Syracuse), Tim Thomas (Villanova), Damian Owens (West Virginia)

All-Rookie Team: Richard Hamilton (Connecticut), Earl Johnson (Rutgers), Shaheen Holloway (Seton Hall), Jason Hart (Syracuse), Tim Thomas (Villanova)

Coach of the Year: John MacLeod (Notre Dame)

Player of the Year: Pat Garrity (Notre Dame)

Defensive Player of the Year: Jason Lawson (Villanova)

Most Improved Player: Ya Ya Dia (Georgetown)

Rookie of the Year: Tim Thomas (Villanova)

1995-96

First Team: Danya Abrams (Boston College), Kerry Kittles (Villanova), John Wallace (Syracuse), Ray Allen (Connecticut), Allen Iverson (Georgetown)

Second Team: Zendon Hamilton (St. John's), Jason Lawson (Villanova), Adrian Griffin (Seton Hall), Damon Santiago (Rutgers), Doron Sheffer (Connecticut)

Third Team: Austin Croshere (Providence), Pat Garrity (Notre Dame), Damian Owens (West Virginia), Othella Harrington (Georgetown), Jerome Williams (Georgetown)

All-Rookie Team: Tim James (Miami), Gordon Malone (West Virginia), Geoff Billet (Rutgers), Victor Page (Georgetown), James "Scoonie" Penn (Boston College), God Shammgod (Providence)

Coaches of the Year: Jim Calhoun (Connecticut) and Jim O'Brien (Boston College)

Player of the Year: Ray Allen (Connecticut)

Defensive Player of the Year: Allen Iverson (Georgetown)

Rookie of the Year: James "Scoonie" Penn (Boston College)

1994-95

First Team: Danya Abrams (Boston College), Eric Williams (Providence), John Wallace (Syracuse), Ray Allen (Connecticut), Lawrence Moten (Syracuse), Kerry Kittles (Villanova)

Second Team: Jaime Peterson (Pittsburgh), Eric Eberz (Villanova), Jason Lawson (Villanova), Doron Sheffer (Connecticut), Allen Iverson (Georgetown)

Third Team: Adrian Griffin (Seton Hall), Donny Marshall (Connecticut), Jerome Williams (Georgetown), Constantin Popa (Miami), Felipe Lopez (St. John's), Kevin Ollie (Connecticut)

All-Rookie Team: Donnell Williams (Seton Hall), Zendon Hamilton (St. John's), Allen Iverson (Georgetown), Kevin Norris (Miami), Felipe Lopez (St. John's)

Coach of the Year: Leonard Hamilton (Miami)

Player of the Year: Kerry Kittles (Villanova)

Defensive Player of the Year: Allen Iverson (Georgetown)

Rookie of the Year: Allen Iverson (Georgetown)

1993-94

First Team: Donyell Marshall (Connecticut), Bill Curley (Boston College), Kerry Kittles (Villanova), Lawrence Moten (Syracuse), Adrian Autry (Syracuse)

Second Team: Michael Smith (Providence), Othella Harrington (Georgetown), Arturas Karnishovas (Seton Hall), John Wallace (Syracuse), Howard Easley (Boston College)

Third Team: Eric Mobley (Pittsburgh), Shawnelle Scott (St. John's), Donny Marshall (Connecticut), Jerry McCullough (Pittsburgh), Doron Sheffer (Connecticut)

All-Rookie Team: Danya Abrams (Boston College), Otis Hill (Syracuse), Jason Lawson (Villanova), Ray Allen (Connecticut), Doron Sheffer (Connecticut)

Coach of the Year: Jim Calhoun (Connecticut)

Player of the Year: Donyell Marshall (Connecticut)

Defensive Player of the Year: Donyell Marshall (Connecticut)

Rookie of the Year: Doron Sheffer (Connecticut)

1992-93

First Team: Bill Curley (Boston College), Donyell Marshall (Connecticut), Lawrence Moten (Syracuse), David Cain (St. John's), Terry Dehere (Seton Hall)

Second Team: Arturas Karnishovas (Seton Hall), Shawnelle Scott (St. John's), Michael Smith (Providence), Howard Easley (Boston College), Jerry McCullough (Pittsburgh)

Third Team: Constantin Popa (Miami), Lamont Middleton (St. John's), Jerry Walker (Seton Hall), Adrian Autry (Syracuse), Scott Burrell (Connecticut)

All-Rookie Team: Othella Harrington (Georgetown), Kerry Kittles (Villanova), John Wallace (Syracuse), Michael Brown (Providence), Steve Edwards (Miami)

Coach of the Year: Brian Mahoney (St. John's)

Player of the Year: Terry Dehere (Seton Hall)

Defensive Player of the Year: Jerry Walker (Seton Hall)

Rookie of the Year: Othella Harrington (Georgetown)

1991-92

First Team: Alonzo Mourning (Georgetown), Malik Sealy (St. John's), Dave Johnson (Syracuse), Chris Smith (Connecticut), Terry Dehere (Seton Hall)

Second Team: Bill Curley (Boston College), Scott Burrell (Connecticut), Jerry Walker (Seton Hall), Ray Miller (Pittsburgh), Lance Miller (Villanova)

Third Team: Rod Sellers (Connecticut), Darren Morningstar (Pittsburgh), Michael Smith (Providence), Marques Bragg (Providence), Joey Brown (Georgetown), Lawrence Moten (Syracuse)

All-Rookie Team: Donyell Marshall (Connecticut), Orlando Antigua (Pittsburgh), Michael Smith (Providence), Irvin Church (Georgetown), Lawrence Moten (Syracuse)

Coach of the Year: John Thompson (Georgetown)

All-BIG EAST Honors

Player of the Year: Alonzo Mourning (Georgetown)

Defensive Player of the Year: Alonzo Mourning (Georgetown)

Rookie of the Year: Lawrence Moten (Syracuse)

1990-91

First Team: Billy Owens (Syracuse), Malik Sealy (St. John's), Dikembe Mutombo (Georgetown), Terry Dehere (Seton Hall), Eric Murdock (Providence)

Second Team: Dave Johnson (Syracuse), Brian Shorter (Pittsburgh), Anthony Avent (Seton Hall), Chris Smith (Connecticut), Jason Buchanan (St. John's)

Third Team: Scott Burrell (Connecticut), Alonzo Mourning (Georgetown), Robert Werdann (St. John's), Jason Matthews (Pittsburgh), Lance Miller (Villanova)

All-Rookie Team: Billy Curley (Boston College), Robert Churchwell (Georgetown), Jerry Walker (Seton Hall), Adrian Autry (Syracuse), Charles Harrison (Georgetown)

Coach of the Year: Jim Boeheim (Syracuse)

Player of the Year: Billy Owens (Syracuse)

Defensive Player of the Year: Dikembe Mutombo (Georgetown)

Rookie of the Year: Billy Curley (Boston College)

1989-90

First Team: Mark Tilimon (Georgetown), Alonzo Mourning (Georgetown), Brian Shorter (Pittsburgh), Greg "Boo" Harvey (St. John's), Derrick Coleman (Syracuse), Billy Owens (Syracuse)

Second Team: Chris Smith (Connecticut), Dikembe Mutombo (Georgetown), Carlton Screen (Providence), Malik Sealy (St. John's), Stephen Thompson (Syracuse)

Third Team: Tate George (Connecticut), Nadav Henefeld (Connecticut), Dwayne Bryant (Georgetown), Jason Matthews (Pittsburgh), Marty Conlon (Providence)

All-Rookie Team: Nadav Henefeld (Connecticut), Scott Burrell (Connecticut), Terry Dehere (Seton Hall), Michael Edwards (Syracuse), Lance Miller (Villanova)

Coach of the Year: Jim Calhoun (Connecticut)

Player of the Year: Derrick Coleman (Syracuse)

Defensive Players of the Year: Dikembe Mutombo and Alonzo Mourning (Georgetown)

Rookie of the Year: Nadav Henefeld (Connecticut)

1988-89

First Team: Sherman Douglas (Syracuse), Charles Smith (Georgetown), Ramon Ramos (Seton Hall), Brian Shorter (Pittsburgh), Derrick Coleman (Syracuse)

Second Team: Dana Barros (Boston College), Stephen Thompson (Syracuse), Jayson Williams (St. John's), Alonzo Mourning (Georgetown), Cliff Robinson (Connecticut)

Third Team: Eric Murdock (Providence), Jason Matthews (Pittsburgh), John Morton (Seton Hall), Andrew Gaze (Seton Hall), Doug West (Villanova)

All-Rookie Team: Malik Sealy (St. John's), Brian Shorter (Pittsburgh), Alonzo Mourning (Georgetown), Billy Owens (Syracuse), Marc Dowdell (Villanova)

Coach of the Year: P.J. Carlesimo (Seton Hall)

Player of the Year: Charles Smith (Georgetown)

Defensive Player of the Year: Alonzo Mourning (Georgetown)

Rookie of the Year: Brian Shorter (Pittsburgh)

1987-88

First Team: Mark Bryant (Seton Hall), Charles Smith (Pittsburgh), Dana Barros (Boston College), Sherman Douglas (Syracuse), Derrick Coleman (Syracuse)

Second Team: Jerome Lane (Pittsburgh), Shelton Jones (St. John's), Rony Seikaly (Syracuse), Charles Smith (Georgetown), Doug West (Villanova)

Third Team: Cliff Robinson (Connecticut), Mark Plansky (Villanova), Tom Greis (Villanova), Steve Wright (Providence), Michael Porter (St. John's)

All-Freshman Team: Corey Beasley (Boston College), Bobby Martin (Pittsburgh), Sean Miller (Pittsburgh), Jason Matthews (Pittsburgh), Eric Murdock (Providence)

Coach of the Year: P.J. Carlesimo (Seton Hall)

Player of the Year: Charles Smith (Pittsburgh)

Defensive Player of the Year: Gary Massey (Villanova)

Freshman of the Year: Sean Miller (Pittsburgh)

1986-87

First Team: Reggie Williams (Georgetown), Charles Smith (Pittsburgh), Jerome Lane (Pittsburgh), Billy Donovan (Providence), Mark Jackson (St. John's), Sherman Douglas (Syracuse)

Second Team: Dana Barros (Boston College), Perry McDonald (Georgetown), Mark Bryant (Seton Hall), Rony Seikaly (Syracuse), Harold Jensen (Villanova)

Third Team: Derrick Coleman (Syracuse), Greg Monroe (Syracuse), David Kipfer (Providence), James Major (Seton Hall), Willie Glass (St. John's)

All-Freshman Team: Dwayne Bryant (Georgetown), Mark Tilimon (Georgetown), Derrick Coleman (Syracuse), Tate George (Connecticut), Rod Brookin (Pittsburgh)

Coach of the Year: John Thompson (Georgetown)

Player of the Year: Reggie Williams (Georgetown)

Defensive Player of the Year: Mark Jackson (St. John's)

Freshman of the Year: Derrick Coleman (Syracuse)

1985-86

First Team: Reggie Williams (Georgetown), Mark Jackson (St. John's), Walter Berry (St. John's), Dwayne Washington (Syracuse), Harold Pressley (Villanova)

Second Team: Earl Kelley (Connecticut), David Wingate (Georgetown), Rafael Addison (Syracuse), Rony Seikaly (Syracuse), Wendell Alexis (Syracuse)

Third Team: Roger McCreedy (Boston College), Michael Jackson (Georgetown), Demetreus Gore (Pittsburgh), Charles Smith (Pittsburgh), Billy Donovan (Providence)

All-Freshman Team: Dana Barros (Boston College), Kenny Wilson (Villanova), Doug West (Villanova), Johnathan Edwards (Georgetown), Phil Gamble (Connecticut)

Coach of the Year: Lou Carnesecca (St. John's)

Player of the Year: Walter Berry (St. John's)

Defensive Player of the Year: Harold Pressley (Villanova)

Freshman of the Year: Dana Barros (Boston College)

1984-85

First Team: Patrick Ewing (Georgetown), Chris Mullin (St. John's), Rafael Addison (Syracuse), Dwayne Washington (Syracuse), Ed Pinckney (Villanova)

Second Team: Earl Kelley (Connecticut), Michael Adams (Boston College), Bill Wennington (St. John's), Walter Berry (St. John's), Bill Martin (Georgetown)

Third Team: Michael Jackson (Georgetown), Mike Moses (St. John's), Dwayne McClain (Villanova), Andre McCloud (Seton Hall), David Wingate (Georgetown), Charles Smith (Pittsburgh)

All-Freshman Team: Skip Barry (Boston College), Charles Smith (Pittsburgh), Mark Bryant (Seton Hall), Michael Brown (Syracuse), Rony Seikaly (Syracuse)

Coach of the Year: Lou Carnesecca (St. John's)

Players of the Year: Patrick Ewing (Georgetown) and Chris Mullin (St. John's)

Defensive Player of the Year: Patrick Ewing (Georgetown)

Freshman of the Year: Charles Smith (Pittsburgh)

1983-84

First Team: Jay Murphy (Boston College), Patrick Ewing (Georgetown), Otis Thorpe (Providence), Chris Mullin (St. John's), Dwayne Washington (Syracuse)

Second Team: Michael Adams (Boston College), David Wingate (Georgetown), Ed Pinckney (Villanova), Rafael Addison (Syracuse), Clyde Vaughan (Pittsburgh)

Third Team: Michael Jackson (Georgetown), Karl Hobbs (Connecticut), Bill Wennington (St. John's), Dwayne McClain (Villanova), Harold Pressley (Villanova), Andre McCloud (Seton Hall)

All-Freshman Team: Michael Graham (Georgetown), Reggie Williams (Georgetown), Willie Glass (St. John's), Mark Jackson (St. John's), Dwayne Washington (Syracuse)

Coach of the Year: Jim Boeheim (Syracuse)

Players of the Year: Patrick Ewing (Georgetown) and Chris Mullin (St. John's)

Defensive Player of the Year: Patrick Ewing (Georgetown)

Freshman of the Year: Dwayne Washington (Syracuse)

1982-83

First Team: Patrick Ewing (Georgetown), Erich Santifer (Syracuse), Chris Mullin (St. John's), Ed Pinckney (Villanova), John Pinone (Villanova)

Second Team: Michael Adams (Boston College), Stewart Granger (Villanova), John Garris (Boston College), Jay Murphy (Boston College), David Russell (St. John's)

Third Team: Ron Jackson (Providence), Leo Rautins (Syracuse), Otis Thorpe (Providence), Billy Goodwin (St. John's), Clyde Vaughan (Pittsburgh)

All-Freshman Team: Earl Kelley (Connecticut), Michael Jackson (Georgetown), David Wingate (Georgetown), Andre McCloud (Seton Hall), Rafael Addison (Syracuse)

Coach of the Year: Lou Carnesecca (St. John's)

Player of the Year: Chris Mullin (St. John's)

Defensive Player of the Year: Patrick Ewing (Georgetown)

Freshman of the Year: Earl Kelley (Connecticut)

1981-82

First Team: John Bagley (Boston College), Corny Thompson (Connecticut), Eric Floyd (Georgetown), David Russell (St. John's), Dan Callandrillo (Seton Hall), John Pinone (Villanova)

Second Team: Erich Santifer (Syracuse), Chris Mullin (St. John's), Stewart Granger (Villanova), Patrick Ewing (Georgetown), Mike McKay (Connecticut)

Third Team: Ron Jackson (Providence), Eric Smith (Georgetown), Otis Thorpe (Providence), Tony Bruin (Syracuse), Billy Goodwin (St. John's)

All-Freshman Team: Patrick Ewing (Georgetown)

1981-82

Anthony Jones (Georgetown), Chris Mullin (St. John's), Dwayne McClain (Villanova), Ed Pinckney (Villanova)

Coach of the Year: Rollie Massimino (Villanova)

Player of the Year: Dan Callandrillo (Seton Hall)

Defensive Player of the Year: Patrick Ewing (Georgetown)

Freshman of the Year: Patrick Ewing (Georgetown)

1980-81

First Team: John Bagley (Boston College), Corny Thompson (Connecticut), Eric Floyd (Georgetown), Dan Schayes (Syracuse), John Pinone (Villanova)

Second Team: Marty Headd (Syracuse), Dan Callandrillo (Seton Hall), Chuck Aleksinas (Connecticut), Eric Smith (Georgetown), David Russell (St. John's)

Third Team: Stewart Granger (Villanova), Dwan Chandler (Boston College), Wayne McKay (St. John's), Howard McNeil (Seton Hall), Mike McKay (Connecticut), Frank Gilroy (St. John's)

All-Freshman Team: Martin Clark (Boston College), Jay Murphy (Boston College), Vern Giscombe (Connecticut), Fred Brown (Georgetown), Otis Thorpe (Providence), Sir John Collins (Seton Hall)

Coach of the Year: Tom Davis (Boston College)

Player of the Year: John Bagley (Boston College)

Freshman of the Year: Fred Brown (Georgetown)

1979-80

First Team: John Duren (Georgetown), Craig Shelton (Georgetown), Reggie Carter (St. John's), Roosevelt Bouie (Syracuse), Louis Orr (Syracuse)

Second Team: Dan Callandrillo (Seton Hall), Eric Floyd (Georgetown), Wayne McKay (St. John's), Corny Thompson (Connecticut), David Russell (St. John's)

Third Team: Eddie Moss (Syracuse), Marty Headd (Syracuse), Joe Beaulieu (Boston College), Mike McKay (Connecticut), Rudy Williams (Providence)

All-Freshman Team: John Bagley (Boston College), Bruce Kuczenski (Connecticut), Ricky Tucker (Providence), David Russell (St. John's), Erich Santifer (Syracuse)

Coach of the Year: John Thompson (Georgetown)

Player of the Year: John Duren (Georgetown)

Freshman of the Year: David Russell (St. John's)

PLAYER OF THE YEAR

2016-17 Josh Hart (Villanova)
2015-16 Kris Dunn (Providence)
2014-15 Kris Dunn (Providence)

2013-14 Ryan Arcidiacono (Villanova)
2012-13 Doug McDermott (Creighton)
2011-12 Otto Porter (Georgetown)
2010-11 Jae Crowder (Marquette)
2009-10 Ben Hansbrough (Notre Dame)
2008-09 Wes Johnson (Syracuse)

DeJuan Blair (Pittsburgh)
Hasheem Thabeet (Connecticut)
2007-08 Luke Harangody (Notre Dame)
2006-07 Jeff Green (Georgetown)
2005-06 Randy Foye (Villanova)
2004-05 Hakim Warrick (Syracuse)
2003-04 Emeka Okafor (Connecticut)
2002-03 Troy Bell (Boston College)
2001-02 Caron Butler (Connecticut)

Brandin Knight (Pittsburgh)
2000-01 Troy Bell (Boston College)
Troy Murphy (Notre Dame)
Troy Murphy (Notre Dame)

Richard Hamilton (Connecticut)
1999-00 Richard Hamilton (Connecticut)
1998-99 Tim James (Miami)
1997-98 Richard Hamilton (Connecticut)
1996-97 Pat Garrity (Notre Dame)

1995-96 Ray Allen (Connecticut)
1994-95 Kerry Kittles (Villanova)
1993-94 Donyell Marshall (Connecticut)
1992-93 Terry Dehere (Seton Hall)
1991-92 Alonzo Mourning (Georgetown)

1990-91 Billy Owens (Syracuse)
1989-90 Derrick Coleman (Syracuse)
1988-89 Charles Smith (Georgetown)
1987-88 Charles Smith (Pittsburgh)

1986-87 Reggie Williams (Georgetown)
1985-86 Walter Berry (St. John's)
1984-85 Patrick Ewing (Georgetown)
Chris Mullin (St. John's)

1983-84 Patrick Ewing (Georgetown)
Chris Mullin (St. John's)
1982-83 Chris Mullin (St. John's)
1981-82 Dan Callandrillo (Seton Hall)

1980-81 John Bagley (Boston College)
1979-80 John Duren (Georgetown)

FRESHMAN OF THE YEAR

2016-17 Justin Patton (Creighton)
2015-16 Henry Ellenson (Marquette)
2014-15 Angel Delgado (Seton Hall)
2013-14 Billy Garrett, Jr. (DePaul)

2012-13 JaKarr Sampson (St. John's)
2011-12 Moe Harkless (St. John's)
2010-11 Cleveland Melvin (DePaul)
2009-10 Lance Stephenson (Cincinnati)
2008-09 Greg Monroe (Georgetown)

2007-08 DeJuan Blair (Pittsburgh)
Jonny Flynn (Syracuse)
2006-07 Scottie Reynolds (Villanova)
2005-06 Dominic James (Marquette)
2004-05 Rudy Gay (Connecticut)

Jeff Green (Georgetown)
2003-04 Chris Taft (Pittsburgh)
2002-03 Carmelo Anthony (Syracuse)
2001-02 Chris Thomas (Notre Dame)

2000-01 Eddie Griffin (Seton Hall)
1999-00 Troy Bell (Boston College)
1998-99 Troy Murphy (Notre Dame)
1997-98 Khalid El-Amin (Connecticut)

1996-97 Tim Thomas (Villanova)
1995-96 James "Scoonie" Penn (Boston Col.)
1994-95 Allen Iverson (Georgetown)
1993-94 Doron Sheffer (Connecticut)

1992-93 Othella Harrington (Georgetown)
1991-92 Lawrence Moten (Syracuse)
1990-91 Billy Curley (Boston College)
1989-90 Nadav Henefeld (Connecticut)

1988-89 Brian Shorter (Pittsburgh)
1987-88 Sean Miller (Pittsburgh)
1986-87 Derrick Coleman (Syracuse)
1985-86 Dana Barros (Boston College)

1984-85 Charles Smith (Pittsburgh)
1983-84 Dwayne Washington (Syracuse)
1982-83 Earl Kelley (Connecticut)
1981-82 Patrick Ewing (Georgetown)

1980-81 Fred Brown (Georgetown)
1979-80 David Russell (St. John's)

Note: The award was called Rookie of the Year through the 2014-15 season.

THREE-TIME ALL-BIG EAST FIRST TEAM SELECTIONS

Luke Harangody, Notre Dame (2008-10)
Troy Bell, Boston College (2001-03)
Danya Abrams, Boston College (1995-97)
Kerry Kittles, Villanova (1994-96)
Lawrence Moten, Syracuse (1993-95)
Derrick Coleman, Syracuse (1988-90)
Sherman Douglas, Syracuse (1987-89)
Dwayne Washington, Syracuse (1984-86)
Chris Mullin, St. John's (1983-85)
Patrick Ewing, Georgetown (1983-85)
John Pinone, Villanova (1981-83)

DEFENSIVE PLAYER OF THE YEAR

2016-17	Khyri Thomas (Creighton)
	Mikal Bridges (Villanova)
	Josh Hart (Villanova)
2015-16	Kris Dunn (Providence)
2014-15	Kris Dunn (Providence)
	Sir'Dominic Pointer (St. John's)
2013-14	Fuquan Edwin (Seton Hall)
2012-13	Gorgui Dieng (Louisville)
2011-12	Fab Melo (Syracuse)
2010-11	Rick Jackson (Syracuse)
2009-10	Hamady Ndiaye (Rutgers)
2008-09	Hasheem Thabeet (Connecticut)
2007-08	Hasheem Thabeet (Connecticut)
2006-07	Jerel McNeal (Marquette)
2005-06	Hilton Armstrong (Connecticut)
2004-05	Josh Boone (Connecticut)
2003-04	Emeka Okafor (Connecticut)
2002-03	Emeka Okafor (Connecticut)
2001-02	John Linehan (Providence)
2000-01	John Linehan (Providence)
1999-00	Etan Thomas (Syracuse)
1998-99	Etan Thomas (Syracuse)
1997-98	Damian Owens (West Virginia)
1996-97	Jason Lawson (Villanova)
1995-96	Allen Iverson (Georgetown)
1994-95	Allen Iverson (Georgetown)
1993-94	Donyell Marshall (Connecticut)
1992-93	Jerry Walker (Seton Hall)
1991-92	Alonzo Mourning (Georgetown)
1990-91	Dikembe Mutombo (Georgetown)
1989-90	Dikembe Mutombo (Georgetown)
	Alonzo Mourning (Georgetown)
1988-89	Alonzo Mourning (Georgetown)
1987-88	Gary Massey (Villanova)
1986-87	Mark Jackson (St. John's)
1985-86	Harold Pressley (Villanova)
1984-85	Patrick Ewing (Georgetown)
1983-84	Patrick Ewing (Georgetown)
1982-83	Patrick Ewing (Georgetown)
1981-82	Patrick Ewing (Georgetown)

MOST IMPROVED PLAYER

2016-17	Kyron Cartwright (Providence)
2015-16	Ben Bentil (Providence)
2014-15	Sir'Dominic Pointer (St. John's)
2013-14	Darrun Hilliard (Villanova)
	Daniel Ochefu (Villanova)
2012-13	Kadeem Batts (Providence)
	Michael Carter-Williams (Syracuse)
2011-12	Jack Cooley (Notre Dame)
2010-11	Dwight Hardy (St. John's)
2009-10	Ashton Gibbs (Pittsburgh)
2008-09	Dante Cunningham (Villanova)
2007-08	Sam Young (Pittsburgh)
2006-07	Herbert Hill (Providence)
2005-06	Aaron Gray (Pittsburgh)
2004-05	Jared Dudley (Boston College)
	Marcus Williams (Connecticut)
2003-04	Carl Krauser (Pittsburgh)
2002-03	Hakim Warrick (Syracuse)
2001-02	Brandin Knight (Pittsburgh)
2000-01	Preston Shumpert (Syracuse)
	Calvin Bowman (West Virginia)
1999-00	Ricardo Greer (Pittsburgh)
	Shaheen Holloway (Seton Hall)
1998-99	Johnny Hemsley (Miami)
1997-98	Etan Thomas (Syracuse)
1996-97	Ya Ya Dia (Georgetown)

SPORTSMANSHIP AWARD

2016-17	Billy Garrett Jr. (DePaul)
2015-16	Kellen Dunham (Butler)
2014-15	Alex Barlow (Butler)
2013-14	Chris Otule (Marquette)
2012-13	Junior Cadougan (Marquette)
2011-12	Jason Clark (Georgetown)
2010-11	Brad Wanamaker (Pittsburgh)
2009-10	Tory Jackson (Notre Dame)
2008-09	Alex Ruoff (West Virginia)
2007-08	Ronald Ramon (Pittsburgh)
	Darris Nichols (West Virginia)
2006-07	Brandon Jenkins (Louisville)
2005-06	Chris Quinn (Notre Dame)
2004-05	Josh Pace (Syracuse)
2003-04	Jaron Brown (Pittsburgh)
2002-03	Kueth Duany (Syracuse)
2001-02	John Salmons (Miami)

SIXTH MAN AWARD

2016-17	Andrew Rowsey (Marquette)
2015-16	J.P. Macura (Xavier)
2014-15	Josh Hart (Villanova)
2013-14	Davante Gardner (Marquette)
2012-13	Davante Gardner (Marquette)
2011-12	Dion Waiters (Syracuse)
2010-11	Justin Burrell (St. John's)
2009-10	Kris Joseph (Syracuse)
2008-09	Corey Fisher (Villanova)
2007-08	Patrick Ewing, Jr. (Georgetown)

COACH OF THE YEAR

2016-17	Chris Holtmann (Butler)
2015-16	Kevin Willard (Seton Hall)
	Jay Wright (Villanova)
	Jay Wright (Villanova)
2014-15	Jay Wright (Villanova)
2013-14	Jay Wright (Villanova)
2012-13	John Thompson III (Georgetown)
2011-12	Stan Heath (USF)
2010-11	Mike Brey (Notre Dame)
2009-10	Jim Boeheim (Syracuse)
2008-09	Jay Wright (Villanova)
2007-08	Mike Brey (Notre Dame)
2006-07	Mike Brey (Notre Dame)
2005-06	Jay Wright (Villanova)
2004-05	Al Skinner (Boston College)
2003-04	Jamie Dixon (Pittsburgh)
2002-03	Louis Orr (Seton Hall)
2001-02	Ben Howland (Pittsburgh)
2000-01	Al Skinner (Boston College)
1999-00	Jim Boeheim (Syracuse)
1998-99	Leonard Hamilton (Miami)
1997-98	Jim Calhoun (Connecticut)
1996-97	John MacLeod (Notre Dame)
1995-96	Jim Calhoun (Connecticut)
	Jim O'Brien (Boston College)
1994-95	Leonard Hamilton (Miami)
1993-94	Jim Calhoun (Connecticut)
1992-93	Brian Mahoney (St. John's)
1991-92	John Thompson (Georgetown)
1990-91	Jim Boeheim (Syracuse)
1989-90	Jim Calhoun (Connecticut)
1988-89	P.J. Carlesimo (Seton Hall)
1987-88	P.J. Carlesimo (Seton Hall)
1986-87	John Thompson (Georgetown)
1985-86	Lou Carnesecca (St. John's)
1984-85	Lou Carnesecca (St. John's)
1983-84	Jim Boeheim (Syracuse)
1982-83	Lou Carnesecca (St. John's)
1981-82	Rollie Massimino (Villanova)
1980-81	Tom Davis (Boston College)
1979-80	John Thompson (Georgetown)

2016-17

	BIG EAST	OVERALL
Villanova	15-3	32-4
Butler	12-6	25-9
Providence	10-8	20-13
Marquette	10-8	19-13
Seton Hall	10-8	21-12
Creighton	10-8	25-10
Xavier	9-9	24-14
St. John's	7-11	14-19
Georgetown	5-13	14-18
DePaul	2-16	9-23

NCAA: Villanova, Butler, Providence, Marquette, Seton Hall, Creighton, Xavier (Elite 8)

2015-16

	BIG EAST	OVERALL
Villanova	16-2	35-5
Xavier	14-4	28-6
Seton Hall	12-6	25-9
Providence	10-8	24-11
Butler	10-8	22-11
Creighton	9-9	20-15
Marquette	8-10	20-13
Georgetown	7-11	15-18
DePaul	3-15	9-22
St. John's	1-17	8-24

NCAA: Villanova (National Champion), Xavier (Round of 32), Butler (Round of 32), Providence (Round of 32), Seton Hall.

NIT: Creighton (Quarterfinals)

2014-15

	BIG EAST	OVERALL
Villanova	16-2	33-3
Georgetown	12-6	22-11
Butler	12-6	23-11
Providence	11-7	22-12
St. John's	10-8	21-12
Xavier	9-9	23-14
DePaul	6-12	12-20
Seton Hall	6-12	16-15
Marquette	4-14	13-19
Creighton	4-14	14-19

NCAA: Villanova (Round of 32), Georgetown (Round of 32), Butler (Round of 32), Providence, St. John's, Xavier (Final 16)

2013-14

	BIG EAST	OVERALL
Villanova	16-2	29-5
Creighton	14-4	27-8
Xavier	10-8	21-13
Providence	10-8	23-12
St. John's	10-8	20-13
Marquette	9-9	17-15
Georgetown	8-10	18-15
Seton Hall	6-12	17-17
Butler	4-14	14-17
DePaul	3-15	12-21

NCAA: Villanova, Creighton, Xavier, Providence

NIT: Georgetown, St. John's

Year-by-Year Standings



2012-13	BIG EAST	OVERALL
Georgetown	14-4	25-7
Louisville	14-4	35-5
Marquette	14-4	26-9
Pittsburgh	12-6	24-9
Syracuse	11-7	30-10
Notre Dame	11-7	25-10
Villanova	10-8	20-14
Connecticut	10-8	20-10
Providence	9-9	19-15
Cincinnati	9-9	22-12
St. John's	8-10	17-16
Rutgers	5-13	15-16
Seton Hall	3-15	15-18
USF	3-15	12-19
DePaul	2-16	11-21

NCAA: Louisville (National Champion), Syracuse (Final Four), Marquette (Final 8), Georgetown, Cincinnati, Notre Dame, Pittsburgh, Villanova
NIT: Providence (Second Round), St. John's

2011-12	BIG EAST	OVERALL
Syracuse	17-1	34-3
Marquette	14-4	27-8
Notre Dame	13-5	22-12
Cincinnati	12-6	26-11
Georgetown	12-6	24-9
USF	12-6	22-14
Louisville	10-8	30-10
West Virginia	9-9	19-14
Connecticut	8-10	20-14
Seton Hall	8-10	21-13
Rutgers	6-12	14-18
St. John's	6-12	13-19
Pittsburgh	5-13	22-17
Villanova	5-13	13-19
Providence	4-14	15-17
DePaul	3-15	12-19

NCAA: Louisville (Final Four), Syracuse (Final 8), Cincinnati (Final 16), Marquette (Final 16), Georgetown (Round of 32), USF (Round of 32), Connecticut, Notre Dame, West Virginia. **NIT:** Seton Hall (Second Round). **CBI:** Pittsburgh (Champion).

2010-11	BIG EAST	OVERALL
Pittsburgh	15-3	28-6
Notre Dame	14-4	27-7
Louisville	12-6	25-10
Syracuse	12-6	27-8
St. John's	12-6	21-12
West Virginia	11-7	21-12
Cincinnati	11-7	26-9
Georgetown	10-8	21-11
Connecticut	9-9	21-11
Villanova	9-9	21-12
Marquette	9-9	22-15
Seton Hall	7-11	13-18
Rutgers	5-13	15-17
Providence	4-14	15-17
USF	3-15	10-23
DePaul	1-17	7-24

NCAA: Connecticut (National Champion), Marquette (Final 16), Cincinnati (Round of 32), Notre Dame (Round of 32), Pittsburgh (Round of 32), Syracuse (Round of 32), West Virginia (Round of 32), Georgetown, Louisville, St. John's, Villanova

2009-10	BIG EAST	OVERALL
Syracuse	15-3	30-5
Pittsburgh	13-5	25-9
West Virginia	13-5	31-7
Villanova	13-5	25-8
Marquette	11-7	22-12
Louisville	11-7	20-13
Notre Dame	10-8	23-12
Georgetown	10-8	23-11
USF	9-9	20-13
Seton Hall	9-9	19-13
Cincinnati	7-11	19-16
Connecticut	7-11	18-16
St. John's	6-12	17-16
Rutgers	5-13	15-17
Providence	4-14	12-19
DePaul	1-17	8-23

NCAA: West Virginia (Final 4), Syracuse (Final 16), Pittsburgh (Round of 32), Villanova (Round of 32), Georgetown, Louisville, Marquette, Notre Dame.
NIT: Connecticut (Second Round), Seton Hall, USF, Cincinnati, St. John's.

2008-09	BIG EAST	OVERALL
Louisville	16-2	31-6
Pittsburgh	15-3	31-5
Connecticut	15-3	31-5
Villanova	13-5	30-8
Marquette	12-6	25-10
Syracuse	11-7	28-10
West Virginia	10-8	23-12
Providence	10-8	19-14
Cincinnati	8-10	18-14
Notre Dame	8-10	21-15
Seton Hall	7-11	17-15
Georgetown	7-11	16-15
St. John's	6-12	16-18
USF	4-14	9-22
Rutgers	2-16	11-21
DePaul	0-18	9-24

NCAA: Connecticut (Final 4), Villanova (Final 4), Louisville (Final 8), Pittsburgh (Final 8), Syracuse (Final 16), Marquette, West Virginia. **NIT:** Notre Dame (Final 4), Georgetown, Providence.
CBI: St. John's.

2007-08	BIG EAST	OVERALL
Georgetown	15-3	28-6
Louisville	14-4	27-9
Notre Dame	14-4	25-8
Connecticut	13-5	24-9
West Virginia	11-7	26-11
Marquette	11-7	25-10
Pittsburgh	10-8	27-10
Villanova	9-9	22-13
Syracuse	9-9	21-14
Cincinnati	8-10	13-18
Seton Hall	7-11	17-15
Providence	6-12	15-16
DePaul	6-12	11-19
St. John's	5-13	11-19
USF	3-15	12-19
Rutgers	3-15	11-20

NCAA: Louisville (Final 8), West Virginia (Final 16), Villanova (Final 16), Connecticut, Georgetown, Marquette, Notre Dame, Pittsburgh. **NIT:** Syracuse.
CBI: Cincinnati

2006-07	BIG EAST	OVERALL
Georgetown	13-3	30-7
Louisville	12-4	24-10
Pittsburgh	12-4	29-8
Notre Dame	11-5	24-8
Marquette	10-6	24-10
Syracuse	10-6	24-11
West Virginia	9-7	27-9
Villanova	9-7	22-11
DePaul	9-7	20-14
Providence	8-8	18-13
St. John's	7-9	16-15
Connecticut	6-10	17-14
Seton Hall	4-12	13-16
USF	3-13	12-18
Rutgers	3-13	10-19
Cincinnati	2-14	11-19

NCAA: Georgetown (Final 4), Pittsburgh (Final 16), Louisville, Marquette, Notre Dame, Villanova.
NIT: West Virginia (Champion), DePaul, Providence, Syracuse

2005-06	BIG EAST	OVERALL
Connecticut	14-2	30-4
Villanova	14-2	28-5
West Virginia	11-5	22-11
Marquette	10-6	20-11
Georgetown	10-6	23-10
Pittsburgh	10-6	25-8
Seton Hall	9-7	18-12
Cincinnati	8-8	21-13
Syracuse	7-9	23-12
Rutgers	7-9	19-14
Louisville	6-10	21-13
Notre Dame	6-10	16-14
Providence	5-11	12-15
DePaul	5-11	12-15
St. John's	5-11	12-15
USF	1-15	7-22

NCAA: Connecticut (Final 8), Georgetown (Final 16), Marquette, Pittsburgh, Seton Hall, Syracuse, Villanova (Final 8), West Virginia (Final 16).
NIT: Cincinnati (Final 8), Louisville (Final 4), Notre Dame, Rutgers

2004-05	BIG EAST	OVERALL
Boston College	13-3	25-5
Connecticut	13-3	23-8
Syracuse	11-5	27-7
Villanova	11-5	24-8
Pittsburgh	10-6	20-9
Notre Dame	9-7	17-12
Georgetown	8-8	19-13
West Virginia	8-8	24-11
Providence	4-12	14-17
Seton Hall	4-12	12-16
St. John's	3-13	9-18
Rutgers	2-14	10-19

NCAA: Boston College, Connecticut, Pittsburgh, Syracuse, Villanova (Final 16); West Virginia (Final 8); **NIT:** Georgetown

Year-by-Year Standings

2003-04

	BIG EAST	OVERALL
Pittsburgh	13-3	31-5
Connecticut	12-4	33-6
Providence	11-5	20-9
Syracuse	11-5	23-8
Boston College	10-6	24-10
Seton Hall	10-6	24-10
Notre Dame	9-7	19-13
Virginia Tech	7-9	15-14
Rutgers	7-9	20-13
West Virginia	7-9	17-14
Villanova	6-10	18-17
Georgetown	4-12	13-15
Miami	4-12	14-16
St. John's	1-15	6-21

NCAA: Connecticut (National Champion), Pittsburgh (Final 16), Syracuse (Final 16), Boston College, Providence, Seton Hall; **NIT:** Rutgers (Runner-up), Notre Dame, Villanova, West Virginia

2002-03

	BIG EAST	OVERALL
EAST DIVISION		
Boston College	10-6	19-12
Connecticut	10-6	23-10
Providence	8-8	18-14
Villanova	8-8	15-16
St. John's	7-9	21-13
Miami	4-12	11-17
Virginia Tech	4-12	12-17
WEST DIVISION		
Syracuse	13-3	30-5
Pittsburgh	13-3	28-5
Seton Hall	10-6	17-13
Notre Dame	10-6	24-10
Georgetown	6-10	19-15
West Virginia	5-11	14-15
Rutgers	4-12	12-16

NCAA: Syracuse (National Champion), Connecticut (Final 16), Notre Dame (Final 16), Pittsburgh (Final 16); **NIT:** St. John's (Champion), Georgetown (Runner-up), Boston College, Providence, Seton Hall, Villanova

2001-02

	BIG EAST	OVERALL
EAST DIVISION		
Connecticut	13-3	27-7
Miami	10-6	24-8
St. John's	9-7	20-12
Boston College	8-8	20-12
Villanova	7-9	19-13
Providence	6-10	15-16
Virginia Tech	4-12	10-18
WEST DIVISION		
Pittsburgh	13-3	29-6
Notre Dame	10-6	22-11
Georgetown	9-7	19-11
Syracuse	9-7	23-13
Rutgers	8-8	18-13
Seton Hall	5-11	12-18
West Virginia	1-15	8-20

NCAA: Boston College, Connecticut (Final 8), Miami, Notre Dame, Pittsburgh (Final 16), St. John's; **NIT:** Rutgers, Syracuse (4th), Villanova.

2000-01

	BIG EAST	OVERALL
EAST DIVISION		
Boston College	13-3	27-5
Providence	11-5	21-10
St. John's	8-8	14-15
Miami	8-8	16-13
Villanova	8-8	18-13
Connecticut	8-8	20-12
Virginia Tech	2-14	8-19
WEST DIVISION		
Notre Dame	11-5	20-10
Georgetown	10-6	25-8
Syracuse	10-6	25-9
West Virginia	8-8	17-12
Pittsburgh	7-9	19-14
Seton Hall	5-11	16-15
Rutgers	3-13	11-16

NCAA: Boston College, Georgetown (Final 16), Notre Dame, Providence, Syracuse; **NIT:** Connecticut, Miami, Pittsburgh, Seton Hall, Villanova, West Virginia.

1999-00

	BIG EAST	OVERALL
EAST DIVISION		
Syracuse	13-3	26-6
Miami	13-3	23-11
St. John's	12-4	25-8
Connecticut	10-6	25-10
Seton Hall	10-6	22-10
Villanova	8-8	20-13
Notre Dame	8-8	22-15
West Virginia	6-10	14-14
Georgetown	6-10	19-15
Rutgers	6-10	15-16
Pittsburgh	5-11	13-15
Providence	4-12	11-19
Boston College	3-13	11-19
WEST DIVISION		
Syracuse	13-3	26-6
Miami	13-3	23-11
St. John's	12-4	25-8
Connecticut	10-6	25-10
Seton Hall	10-6	22-10
Villanova	8-8	20-13
Notre Dame	8-8	22-15
West Virginia	6-10	14-14
Georgetown	6-10	19-15
Rutgers	6-10	15-16
Pittsburgh	5-11	13-15
Providence	4-12	11-19
Boston College	3-13	11-19

NCAA: Miami (Final 16), Seton Hall (Final 16), Syracuse (Final 16), Connecticut, St. John's; **NIT:** Notre Dame (runner-up), Georgetown, Rutgers, Villanova.

1998-99

	BIG EAST	OVERALL
EAST DIVISION		
Connecticut	16-2	34-2
Miami	15-3	23-7
St. John's	14-4	28-9
Villanova	10-8	21-11
Syracuse	10-8	21-12
Rutgers	9-9	19-13
Providence	9-9	16-14
Seton Hall	8-10	15-15
Notre Dame	8-10	14-16
Georgetown	6-12	15-16
Pittsburgh	5-13	14-16
West Virginia	4-14	10-19
Boston College	3-15	6-21
WEST DIVISION		
Connecticut	16-2	34-2
Miami	15-3	23-7
St. John's	14-4	28-9
Villanova	10-8	21-11
Syracuse	10-8	21-12
Rutgers	9-9	19-13
Providence	9-9	16-14
Seton Hall	8-10	15-15
Notre Dame	8-10	14-16
Georgetown	6-12	15-16
Pittsburgh	5-13	14-16
West Virginia	4-14	10-19
Boston College	3-15	6-21

NCAA: Connecticut (National Champion), St. John's (Final 8), Miami, Syracuse, Villanova; **NIT:** Rutgers (2nd Round), Seton Hall, Georgetown, Providence

1997-98

	BIG EAST	OVERALL
BE 7		
Syracuse	12-6	26-9
Miami	11-7	18-10
Seton Hall	9-9	15-15
Providence	7-11	13-16
Georgetown	6-12	16-15
Rutgers	6-12	14-15
Pittsburgh	6-12	11-16

BE 6

Connecticut	15-3	32-5
St. John's	13-5	22-10
West Virginia	11-7	24-9
Villanova	8-10	12-17
Notre Dame	7-11	13-14
Boston College	6-12	15-16

NCAA: Connecticut (Final 8), Syracuse (Final 16), West Virginia (Final 16), Miami, St. John's; **NIT:** Georgetown, Seton Hall

1996-97

	BIG EAST	OVERALL
BE 7		
Georgetown	11-7	20-10
Providence	10-8	24-12
Pittsburgh	10-8	18-15
Syracuse	9-9	19-13
Miami	9-9	16-13
Rutgers	5-13	11-16
Seton Hall	5-13	10-18
BE 6		
Villanova	12-6	24-10
Boston College	12-6	22-9
West Virginia	11-7	21-10
Notre Dame	8-10	16-14
St. John's	8-10	13-14
Connecticut	7-11	18-15

NCAA: Providence (Final 8), Boston College, Georgetown, Villanova; **NIT:** Connecticut (3rd), Miami, Notre Dame, Pittsburgh, Syracuse, West Virginia

1995-96

	BIG EAST	OVERALL
BE 7		
Georgetown	13-5	29-8
Syracuse	12-6	29-9
Providence	9-9	18-12
Miami	8-10	15-13
Seton Hall	7-11	12-16
Rutgers	6-12	9-18
Pittsburgh	5-13	10-17
BE 6		
Connecticut	17-1	32-3
Villanova	14-4	26-7
Boston College	10-8	19-11
West Virginia	7-11	12-15
St. John's	5-13	11-16
Notre Dame	4-14	9-18

NCAA: Syracuse (Final Four-2nd), Georgetown (Final 8), Connecticut (Final 16), Boston College, Villanova; **NIT:** Providence

1994-95

	BIG EAST	OVERALL
BE 7		
Connecticut	16-2	28-5
Villanova	14-4	25-8
Syracuse	12-6	20-10
Georgetown	11-7	21-10
Miami	9-9	15-13
Providence	7-11	17-13
Seton Hall	7-11	16-14
St. John's	7-11	14-14
Pittsburgh	5-13	10-18
Boston College	2-16	9-19
BE 6		
Connecticut	16-2	28-5
Villanova	14-4	25-8
Syracuse	12-6	20-10
Georgetown	11-7	21-10
Miami	9-9	15-13
Providence	7-11	17-13
Seton Hall	7-11	16-14
St. John's	7-11	14-14
Pittsburgh	5-13	10-18
Boston College	2-16	9-19

NCAA: Connecticut (Final 8), Georgetown (Final 16), Syracuse, Villanova; **NIT:** Miami, Providence, St. John's, Seton Hall

Year-by-Year Standings



1993-94

	BIG EAST	OVERALL
Connecticut	16-2	29-5
Syracuse	13-5	23-7
Boston College	11-7	23-11
Providence	10-8	20-10
Villanova	10-8	20-12
Georgetown	10-8	19-12
Seton Hall	8-10	17-13
Pittsburgh	7-11	13-14
St. John's	5-13	12-17
Miami	0-18	7-20

NCAA: Boston College (Final 8), Connecticut (Final 16), Syracuse (Final 16), Georgetown, Seton Hall, Providence; **NIT:** Villanova (1st)

1992-93

	BIG EAST	OVERALL
Seton Hall	14-4	28-7
St. John's	12-6	19-11
Syracuse	10-8	20-9
Connecticut	9-9	15-13
Providence	9-9	20-13
Pittsburgh	9-9	17-11
Boston College	9-9	18-13
Georgetown	8-10	20-13
Miami	7-11	10-17
Villanova	3-15	8-19

NCAA: Seton Hall, Pittsburgh, St. John's; **NIT:** Providence (4th), Boston College, Georgetown (2nd), Connecticut

1991-92

	BIG EAST	OVERALL
Seton Hall	12-6	23-9
Georgetown	12-6	22-10
St. John's	12-6	19-11
Villanova	11-7	14-15
Syracuse	10-8	22-10
Connecticut	10-8	20-10
Pittsburgh	9-9	18-16
Boston College	7-11	17-14
Providence	6-12	14-17
Miami	1-17	8-24

NCAA: Seton Hall (Final 16), Syracuse, Connecticut St. John's, Georgetown; **NIT:** Pittsburgh, Villanova, Boston College

1990-91

	BIG EAST	OVERALL
Syracuse	12-4	26-6
St. John's	10-6	23-9
Connecticut	9-7	20-11
Seton Hall	9-7	25-9
Pittsburgh	9-7	21-12
Georgetown	8-8	19-13
Providence	7-9	19-13
Villanova	7-9	17-15
Boston College	1-15	11-19

NCAA: St. John's (Final 8), Seton Hall (Final 8), Connecticut (Final 16), Georgetown, Pittsburgh, Syracuse, Villanova; **NIT:** Providence

1989-90

	BIG EAST	OVERALL
Connecticut	12-4	31-6
Syracuse	12-4	26-7
Georgetown	11-5	24-7
St. John's	10-6	24-10
Villanova	8-8	18-15
Providence	8-8	17-12
Seton Hall	5-11	12-16
Pittsburgh	5-11	12-17
Boston College	1-15	8-20

NCAA: Connecticut (Final 8), Georgetown, Providence, St. John's, Syracuse (Final 16), Villanova

1988-89

	BIG EAST	OVERALL
Georgetown	13-3	29-5
Seton Hall	11-5	31-7
Syracuse	10-6	30-8
Pittsburgh	9-7	17-13
Villanova	7-9	18-16
Providence	7-9	18-11
St. John's	6-10	20-13
Connecticut	6-10	18-13
Boston College	3-13	12-17

NCAA: Georgetown (Final 8), Pittsburgh, Providence, Seton Hall (Final Four-2nd), Syracuse (Final 8); **NIT:** Connecticut, St. John's (1st), Villanova

1987-88

	BIG EAST	OVERALL
Pittsburgh	12-4	24-7
Syracuse	11-5	26-9
Georgetown	9-7	20-10
Villanova	9-7	24-13
St. John's	8-8	17-12
Seton Hall	8-8	22-13
Boston College	6-10	18-15
Providence	5-11	11-17
Connecticut	4-12	20-14

NCAA: Villanova (Final 8), Georgetown, Syracuse, Seton Hall, Pittsburgh, St. John's; **NIT:** Connecticut (1st), Boston College (4th)

1986-87

	BIG EAST	OVERALL
Syracuse	12-4	31-7
Georgetown	12-4	29-5
Pittsburgh	12-4	25-8
Providence	10-6	25-9
St. John's	10-6	21-9
Villanova	6-10	15-16
Seton Hall	4-12	15-14
Boston College	3-13	11-18
Connecticut	3-13	9-19

NCAA: Syracuse (Final Four-2nd), Providence (Final Four), Georgetown (Final 8), Pittsburgh, St. John's; **NIT:** Villanova, Seton Hall

1985-86

	BIG EAST	OVERALL
St. John's	14-2	31-5
Syracuse	14-2	26-6
Georgetown	11-5	24-8
Villanova	10-6	23-14
Providence	7-9	17-14
Pittsburgh	6-10	15-14
Boston College	4-12	13-15
Connecticut	3-13	12-16
Seton Hall	3-13	14-18

NCAA: St. John's, Syracuse, Georgetown, Villanova; **NIT:** Pittsburgh, Providence

1984-85

	BIG EAST	OVERALL
St. John's	15-1	31-4
Georgetown	14-2	35-3
Villanova	9-7	25-10
Syracuse	9-7	22-9
Pittsburgh	8-8	17-12
Boston College	7-9	20-11
Connecticut	6-10	13-15
Providence	3-13	11-20
Seton Hall	1-15	10-18

NCAA: Villanova (National Champion), Georgetown (Final Four-2nd), St. John's (Final Four), Boston College (Final 16), Pittsburgh, Syracuse

1983-84

	BIG EAST	OVERALL
Georgetown	14-2	34-3
Syracuse	12-4	23-9
Villanova	12-4	19-12
Boston College	8-8	18-12
St. John's	8-8	18-12
Pittsburgh	6-10	18-13
Connecticut	5-11	13-15
Providence	5-11	15-14
Seton Hall	2-14	9-19

NCAA: Georgetown (National Champion), St. John's, Syracuse, Villanova; **NIT:** Pittsburgh, Boston College

1982-83

	BIG EAST	OVERALL
Boston College	12-4	25-7
Villanova	12-4	24-8
St. John's	12-4	28-5
Georgetown	11-5	22-10
Syracuse	9-7	21-10
Pittsburgh	6-10	13-15
Connecticut	5-11	12-16
Providence	4-12	12-19
Seton Hall	1-15	6-23

NCAA: Boston College, Georgetown, Syracuse, St. John's, Villanova (Final 8)

1981-82

	BIG EAST	OVERALL
Villanova	11-3	24-8
Georgetown	10-4	30-7
St. John's	9-5	21-9
Boston College	8-6	22-10
Syracuse	7-7	16-13
Connecticut	7-7	17-11
Seton Hall	2-12	11-16
Providence	2-12	10-17

NCAA: Georgetown (Final Four-2nd), Boston College (Final 8), St. John's, Villanova (Final 8); **NIT:** Syracuse, Connecticut

1980-81

	BIG EAST	OVERALL
Boston College	10-4	23-7
Georgetown	9-5	20-12
St. John's	8-6	17-11
Villanova	8-6	20-11
Connecticut	8-6	20-9
Syracuse	6-8	22-12
Seton Hall	4-10	11-16
Providence	3-11	10-18

NCAA: Boston College (Final 16), Georgetown, Villanova; **NIT:** Syracuse (2nd), St. John's, Connecticut


1979-80

	BIG EAST	OVERALL
Syracuse	5-1	26-4
Georgetown	5-1	26-6
St. John's	5-1	24-5
Connecticut	3-3	20-9
Boston College	2-4	19-10
Seton Hall	1-5	14-13
Providence	0-6	11-16


NCAA: Georgetown (Final 8), St. John's, Syracuse; **NIT:** Boston College, Connecticut



Walter Berry, St. John's



Reggie Williams, Georgetown



Ed Pinckney, Villanova

BUTLER

NCAA 62, 97, 98, 00, 01, 03, 07, 08, 09, 10 (FF-2nd), 11 (FF-2nd), 13, 15, 16, 17
NCAA Summary: 15 appearances, 23 wins, 14 losses
NIT 58, 59, 85, 91, 92, 99, 02, 06
NIT Summary: 8 appearances, 5 wins, 8 losses
CBI 12
 1 appearance, 2 wins 1 loss

CREIGHTON

NCAA 41, 62, 64, 74, 75, 78, 81, 89, 91, 99, 00, 01, 02, 03, 05, 07, 12, 13, 14, 17
NCAA Summary: 20 appearances, 12 wins, 21 losses
NIT 42, 43, 77, 84, 90, 98, 04, 06, 08, 09, 16
NIT Summary: 11 appearances, 7 wins, 11 losses
CBI 11
 1 appearance, 2 wins 1 loss

DEPAUL

NCAA 43 (FF), 53, 56, 59, 60, 65, 76, 78, 79 (FF), 80, 81, 82, 84, 85, 86, 87, 88, 89, 91, 92, 00, 04
NCAA Summary: 22 appearances, 21 wins, 25 losses
NIT 40 (FF), 44 (FF-2nd), 45 (CH), 48, 61, 63, 64, 66, 83 (FF-2nd), 90, 94, 95, 99, 03, 05, 07
NIT Summary: 16 appearances, 17 wins, 17 losses

GEORGETOWN

NCAA 43 (2nd), 75, 76, 79, 80 (RR), 81, 82 (FF-2nd), 83, 84 (CH), 85 (FF-2nd), 86, 87 (RR), 88, 89 (RR), 90, 91, 92, 94, 95, 96 (RR), 97, 01, 06, 07 (FF), 08, 10, 11, 12, 13, 15
NCAA Summary: 29 appearances, 47 wins, 29 losses
NIT 53, 70, 77, 78 (FF), 93 (2nd), 98, 99, 00, 03 (FF-2nd), 05, 09, 14
NIT Summary: 12 appearances, 15 wins, 13 losses

MARQUETTE

NCAA 55 (RR), 59, 61, 68, 69 (RR), 71, 72, 73, 74 (FF-2nd), 75, 76 (RR), 77 (CH), 78, 79, 80, 82, 83, 93, 94, 96, 97, 02, 03 (FF), 06, 07, 08, 09, 10, 11, 12, 13, 17
NCAA Summary: 32 appearances, 41 wins, 33 losses
NIT 56, 63, 67 (FF-2nd), 70 (CH), 81, 84, 85, 86, 87, 90, 95 (FF-2nd), 98, 00, 04, 05
NIT Summary: 15 appearances, 21 wins, 14 losses

PROVIDENCE

NCAA 64, 65 (RR), 66, 72, 73 (FF-4th), 74, 77, 78, 87 (FF), 89, 90, 94, 97 (RR), 01, 04, 14, 15, 16, 17
NCAA Summary: 19 appearances, 15 wins, 20 losses
NIT 59 (FF), 60 (FF-2nd), 61 (CH), 62, 63 (CH), 64, 67, 71 (FF-2nd), 75, 76, 86, 91, 93 (FF), 95, 96, 99, 03, 07, 09, 13
NIT Summary: 19 appearances, 32 wins, 20 losses

ST JOHN'S

NCAA 51 (RR), 52 (FF-2nd), 61, 67, 68, 69, 73, 76, 77, 78, 79 (RR), 80, 82, 83, 84, 85 (FF), 86, 87, 88, 90, 91 (RR), 92, 93, 98, 99 (RR), 00, 02, 11, 15
NCAA Summary: 29 appearances, 27 wins, 31 losses
NIT 39 (FF), 40, 43 (CH), 44 (CH), 45 (FF), 46, 47, 49, 50 (FF), 51 (FF), 52, 53 (FF-2nd), 58 (FF), 59 (CH), 60, 62 (FF-2nd), 65 (CH), 66, 70 (FF-2nd), 71, 72 (FF), 74, 75 (FF), 81, 89 (CH), 95, 03 (CH), 10, 13, 14
NIT Summary: 30 appearances, 47 wins, 32 losses
CBI 09
CBI Summary: 1 appearance, 0 wins, 1 loss

SETON HALL

NCAA 88, 89 (FF-2nd), 91 (RR), 92, 93, 94, 00, 04, 06, 16, 17
NCAA Summary: 11 appearances, 15 wins, 11 losses
NIT 41 (FF), 51 (4th), 52, 53 (CH), 55, 56, 57, 74, 77, 87, 95, 98, 99, 01, 03, 10, 12
NIT Summary: 17 appearances, 7 wins, 19 losses

VILLANOVA

NCAA 39 (FF), 49, 51, 55, 62 (RR), 64, 69, 70 (RR), 71 (FF-2nd), 72, 78 (RR), 80, 81, 82 (RR), 83 (RR), 84, 85 (CH), 86, 88, 90, 91, 95, 96, 97, 99, 05, 06 (RR), 07, 08, 09 (FF), 10, 11, 13, 14, 15, 16 (CH), 17
NCAA Summary: 37 appearances, 58 wins, 35 losses (1971 record voided)
NIT 59, 60, 63 (FF), 65 (FF-2nd), 66 (FF), 67, 68, 77 (FF), 87, 89, 92, 94 (CH), 00, 01, 02, 03, 04
NIT Summary: 17 appearances, 24 wins, 17 losses

XAVIER

NCAA 61, 83, 86, 87, 88, 89, 90, 91, 93, 95, 97, 98, 01, 02, 03, 04, 06, 07, 08, 09, 10, 11, 12, 14, 15, 16, 17
NCAA Summary: 27 appearances, 27 wins, 27 losses
NIT 56, 57, 58 (CH), 84, 94, 99, 00
NIT Summary: 7 appearances, 15 wins, 6 losses



*J.P. Macura & Trevon Bluiett,
Xavier*

2016-17

NCAA Record: 6-7; **NIT Record:** 0-0

NCAA	Butler	Winthrop (South Region, First Round, Milwaukee, Wis.)	W	76-64
		Middle Tennessee State (South Region, Second Round, Milwaukee, Wis.)	W	74-65
		North Carolina (South Region, Memphis, Tenn.)	L	80-92
NCAA	Creighton	Rhode Island (Midwest Region, First Round, Sacramento, Calif.)	L	72-84
NCAA	Marquette	South Carolina (East Region, First Round, Greenville, S.C.)	L	73-93
NCAA	Providence	USC (First Four, Dayton, Ohio)	L	71-75
NCAA	Seton Hall	Arkansas (South Region, First Round, Greenville, S.C.)	L	71-77
NCAA	Villanova	Mount St. Mary's (East Region, First Round, Buffalo, N.Y.)	W	76-56
		Wisconsin (East Region, Second Round, Buffalo, N.Y.)	L	62-65
NCAA	Xavier	Maryland (West Region, First Round, Orlando, Fla.)	W	76-65
		Florida State (West Region, Second Round, Orlando, Fla.)	W	91-66
		Arizona (West Region, Regional Semifinals, San Jose, Calif.)	W	73-71
		Gonzaga (West Region, Regional Final, San Jose, Calif.)	L	59-83

Final 8: Xavier

2015-16

NCAA Record: 9-4; **NIT Record:** 2-1

NCAA	Butler	Texas Tech (Midwest Region, First Round, Raleigh, N.C.)	W	71-61
		Virginia (Midwest Region, Second Round, Raleigh, N.C.)	L	69-77
NIT	Creighton	Alabama (First Round, Omaha, Neb.)	W	72-54
		Wagner (Second Round, Omaha, Neb.)	W	87-54
		BYU (Third Round, Provo, Utah)	L	88-82
NCAA	Providence	USC (East Region, First Round, Raleigh, N.C.)	W	70-69
		North Carolina (East Region, Second Round, Raleigh, N.C.)	L	66-85
NCAA	Seton Hall	Gonzaga (West Region, First Round, Denver, Colo.)	L	52-68
NCAA	Villanova	UNC-Asheville (South Region, First Round, Brooklyn, N.Y.)	W	86-56
		Iowa (South Region, Second Round, Brooklyn, N.Y.)	W	87-68
		Miami, Fla. (South Region, Regional Semifinals, Louisville, Ky.)	W	92-69
		Kansas (South Region, Regional Final, Louisville, Ky.)	W	64-59
		Oklahoma (Final Four, National Semifinal, Houston, Texas)	W	95-51
		North Carolina (Final Four, National Final, Houston, Texas)	W	77-74 1st
NCAA	Xavier	Weber State (East Region, First Round, St. Louis, Mo.)	W	71-53
		Wisconsin (East Region, Second Round, St. Louis, Mo.)	L	63-66

Final 16: Villanova; **Final 8:** Villanova; **Champion:** Villanova



Daniel Ochefu, Villanova

2014-15

NCAA Record: 5-6; **NIT Record:** 0-0

NCAA	Butler	Texas (Midwest Region, Second Round, Pittsburgh, Pa.)	W	56-48
		Notre Dame (Midwest Region, Third Round, Pittsburgh, Pa.)	L	64-67 OT
NCAA	Georgetown	Eastern Washington (South Region, Second Round, Portland, Ore.)	W	74-64
		Utah (South Region, Third Round, Portland, Ore.)	L	64-75
NCAA	Providence	Dayton (East Region, Second Round, Columbus, Ohio)	L	53-66
NCAA	St. John's	San Diego State (South Region, Second Round, Charlotte, N.C.)	L	64-76
NCAA	Villanova	Lafayette (East Region, Second Round, Pittsburgh, Pa.)	W	93-52
		North Carolina State (East Region, Third Round, Pittsburgh, Pa.)	L	68-71
NCAA	Xavier	Mississippi (West Region, Second Round, Jacksonville, Fla.)	W	76-57
		Georgia State (West Region, Third Round, Jacksonville, Fla.)	W	75-67
		Arizona (West Region, Regional Semifinals, Los Angeles, Ca.)	L	60-68

Final 16: Xavier

2013-14

NCAA Record: 2-4; **NIT Record:** 1-2

NCAA	Creighton	Louisiana-Lafayette (West Region Second Round, San Antonio, Texas)	W	76-66
		Baylor (West Region, Third Round, San Antonio, Texas)	L	55-85
NIT	Georgetown	West Virginia (First Round, Washington, D.C.)	W	77-65
		Florida State (Second Round, Tallahassee, Fla.)	L	90-101
NCAA	Providence	North Carolina (East Region First Round, San Antonio, Texas)	L	77-79
NIT	St. John's	Robert Morris (First Round, Queens, N.Y.)	L	78-89
NCAA	Villanova	Milwaukee (East Region Second Round, Buffalo, N.Y.)	W	73-53
		Connecticut (East Region Third Round, Buffalo, N.Y.)	L	60-66
NCAA	Xavier	North Carolina State (First Four, Dayton, Ohio)	L	63-68



Bryce Cotton, Providence

Postseason History

2012-13

NCAA Record: 13-7; **NIT Record:** 3-2

NCAA	Cincinnati	Creighton (Midwest Region Second Round, Philadelphia, Pa.)	L	63-67
NCAA	Georgetown	Florida Gulf Coast (South Region Second Round, Philadelphia, Pa.)	L	68-78
NCAA	Louisville	No. Carolina A&T (Midwest Region Second Round, Lexington, Ky.)	W	79-48
		Colorado State (Midwest Region Third Round, Lexington, Ky.)	W	82-56
		Oregon (Midwest Region Regional Semifinals, Indianapolis, Ind.)	W	77-69
		Duke (Midwest Region Final, Indianapolis, Ind.)	W	85-63
		Wichita State (Final Four, National Semifinal, Atlanta, Ga.)	W	72-68
		Michigan (Final Four, National Final, Atlanta, Ga.)	W	82-76 1st
NCAA	Marquette	Davidson (East Region Second Round, Lexington, Ky.)	W	59-58
		Butler (East Region Third Round, Lexington, Ky.)	W	74-72
		Miami, Fla. (East Region Regional Semifinals, Washington, D.C.)	W	71-61
		Syracuse (East Region Regional Final, Washington, D.C.)	L	39-55
NCAA	Notre Dame	Iowa State (West Region Second Round, Dayton, Ohio)	L	58-76
NCAA	Pittsburgh	Wichita State (East Region Second Round, Salt Lake City, Utah)	L	55-73
NIT	Providence	Charlotte (First Round, Providence, R.I.)	W	75-66
		Robert Morris (Second Round, Providence, R.I.)	W	77-68
		Baylor (Quarterfinals, Waco, Texas)	L	68-79
NIT	St. John's	Saint Joseph's (First Round, Philadelphia, Pa.)	W	63-61
		Virginia (Second Round, Charlottesville, Va.)	L	68-50
NCAA	Syracuse	Montana (East Region Second Round, San Jose, Calif.)	W	81-34
		California (East Region Third Round, San Jose, Calif.)	W	66-60
		Indiana (East Region Regional Semifinals, Washington, D.C.)	W	61-50
		Marquette (East Region Regional Finals, Washington, D.C.)	W	55-39
		Michigan (Final Four, National Semifinal, Atlanta, Ga.)	L	56-61
NCAA	Villanova	North Carolina (South Region Second Round, Kansas City, Mo.)	L	71-78

Final 16: Louisville, Marquette, Syracuse; **Final 8:** Louisville, Marquette, Syracuse **Final 4:** Louisville, Syracuse;

Champion: Louisville

2011-12

NCAA Record: 13-9; **NIT Record:** 1-1; **CBI Record:** 6-0

NCAA	Cincinnati	Texas (East Region Second Round, Nashville, Tenn.)	W	65-59
		Florida State (East Region Third Round, Nashville, Tenn.)	W	62-56
		Ohio State (East Region Regional Semifinals, Nashville, Tenn.)	L	66-81
NCAA	Connecticut	Iowa State (South Region Second Round, Louisville, Ky.)	L	64-77
NCAA	Georgetown	Belmont (Midwest Region Second Round, Columbus, Ohio)	W	74-59
		N.C. State (Midwest Region Third Round, Columbus, Ohio)	L	63-66
NCAA	Louisville	Davidson (West Region Second Round, Portland, Ore.)	W	69-62
	New Mexico	(West Region Third Round, Portland, Ore.)	W	59-56
		Michigan State (West Region Regional Semifinals, Phoenix, Ariz.)	W	57-44
		Florida (West Region Final, Phoenix, Ariz.)	W	72-68
		Kentucky (Final Four, National Semifinal, New Orleans, La.)	L	61-69
NCAA	Marquette	BYU (West Region Second Round, Louisville, Ky.)	W	88-68
		Murray State (West Region Third Round, Louisville, Ky.)	W	62-53
		Florida (West Region Regional Semifinals, Phoenix, Ariz.)	L	58-68
NCAA	Notre Dame	Xavier (South Region Second Round, Greensboro, N.C.)	L	63-67
CBI	Pittsburgh	Wofford (First Round, Pittsburgh, Pa.)	W	81-63
		Princeton (Second Round, Pittsburgh, Pa.)	W	82-61
		Butler (Semifinals, Indianapolis, Ind.)	W	68-62 OT
		Washington State (Championship Series, Pullman, Wash.)	L	66-67
		Washington State (Championship Series, Pittsburgh, Pa.)	W	57-53
		Washington State (Championship Series, Pittsburgh, Pa.)	W	71-65
NIT	Seton Hall	Stony Brook (First Round, South Orange, N.J.)	W	63-61
		Massachusetts (Second Round, South Orange, N.J.)	L	67-77
NCAA	Syracuse	UNC Asheville (East Region Second Round, Pittsburgh, Pa.)	W	72-65
		Kansas State (East Region Third Round, Pittsburgh, Pa.)	W	75-59
		Wisconsin (East Region Regional Semifinals, Boston, Mass.)	W	64-63
		Ohio State (East Region Regional Finals, Boston, Mass.)	L	70-77
NCAA	South Florida	Temple (Midwest Region Second Round, Nashville, Tenn.)	W	58-44
		Ohio (Midwest Region Third Round, Nashville, Tenn.)	L	56-62
NCAA	West Virginia	Gonzaga (East Region Second Round, Pittsburgh, Pa.)	L	54-77

Final 16: Cincinnati, Louisville, Marquette, Syracuse; **Final 8:** Louisville, Syracuse; **Final 4:** Louisville



Peyton Siva, Louisville



Scottie Reynolds, Villanova



Roy Hibbert, Georgetown



Kemba Walker, Connecticut

2010-11

NCAA Record: 13-10

NCAA	Cincinnati	Missouri (West Region Second Round, Washington, D.C.)	W	76-63
		Connecticut (West Region Third Round, Washington, D.C.)	L	58-69
NCAA	Connecticut	Bucknell (West Region Second Round, Washington, D.C.)	W	81-52
		Cincinnati (West Region Third Round, Washington, D.C.)	W	69-58
		San Diego State (West Region Semifinal, Anaheim, Calif.)	W	74-67
		Arizona (West Region Final, Anaheim, Calif.)	W	65-63
		Kentucky (Final Four, National Semifinal, Houston, Texas)	W	56-55
		Butler (Final Four, National Final, Houston, Texas)	W	53-41 1st
NCAA	Georgetown	VCU (Southwest Region Second Round, Chicago, Ill.)	L	56-74
NCAA	Louisville	Morehead State (Southwest Region Second Round, Denver, Colo.)	L	61-62
NCAA	Marquette	Xavier (East Region Second Round, Cleveland, Ohio)	W	66-55
		Syracuse (East Region Third Round, Cleveland, Ohio)	W	66-62
		North Carolina (East Region Semifinal, Newark, N.J.)	L	63-81
NCAA	Notre Dame	Akron (Southwest Region Second Round, Chicago, Ill.)	W	69-56
		Florida State (Southwest Region Third Round, Chicago, Ill.)	L	57-71
NCAA	Pittsburgh	UNC Asheville (Southeast Region Second Round, Washington, D.C.)	W	74-51
		Butler (Southeast Region Third Round, Washington, D.C.)	L	70-71
NCAA	St. John's	Gonzaga (Southeast Region Second Round, Denver, Colo.)	L	71-86
NCAA	Syracuse	Indiana State (East Region Second Round, Cleveland, Ohio)	W	77-60
		Marquette (East Region Third Round, Cleveland, Ohio)	L	62-66
NCAA	Villanova	George Mason (East Region Second Round, Cleveland, Ohio)	L	57-61
NCAA	West Virginia	Clemson (East Region Second Round, Tampa, Fla.)	W	84-76
		Kentucky (East Region Third Round, Tampa, Fla.)	L	63-71

Final 16: Connecticut, Marquette; **Final 8:** Connecticut; **Final 4:** Connecticut; **Champion:** Connecticut

2009-10

NCAA Record: 8-8; **NIT Record:** 1-5

NIT	Connecticut	Northeastern (First Round, Storrs, Conn.)	W	59-57
		Virginia Tech (Second Round, Blacksburg, Va.)	L	63-65
	Cincinnati	Dayton (First Round, Cincinnati, Ohio)	L	66-81
NCAA	Georgetown	Ohio (Midwest Region First Round, Providence, R.I.)	L	83-97
NCAA	Louisville	California (South Region First Round, Jacksonville, Fla.)	L	62-77
NCAA	Marquette	Washington (East Region, San Jose, Calif.)	L	78-80
NCAA	Notre Dame	Old Dominion (South Region First Round, New Orleans, La.)	L	50-51
NCAA	Pittsburgh	Oakland (West Region First Round, Milwaukee, Wis.)	W	89-66
		Xavier (West Region Second Round, Milwaukee, Wis.)	L	68-71
NIT	St. John's	Memphis (First Round, Memphis, Tenn.)	L	71-73
NIT	Seton Hall	Texas Tech (First Round, Newark, N.J.)	L	69-87
NIT	USF	North Carolina State (First Round, Tampa, Fla.)	L	57-58
NCAA	Syracuse	Vermont (West Region First Round, Buffalo, N.Y.)	W	79-56
		Gonzaga (West Region Second Round, Buffalo, N.Y.)	W	87-65
		Butler (West Region Semifinal, Salt Lake City, Utah)	L	59-63
NCAA	Villanova	Robert Morris (South Region First Round, Providence, R.I.)	W	73-70 OT
		Saint Mary's (South Region Second Round, Providence, R.I.)	L	68-75
NCAA	West Virginia	Morgan State (East Region First Round, Buffalo, N.Y.)	W	77-50
		Missouri (East Region Second Round, Buffalo, N.Y.)	W	68-59
		Washington (East Region Semifinal, Syracuse, N.Y.)	W	69-56
		Kentucky (East Region Final, Syracuse, N.Y.)	W	73-66
		Duke (Final Four, National Semifinal, Indianapolis, Ind.)	L	57-78

Final 16: Syracuse, West Virginia; **Final 8:** West Virginia; **Final 4:** West Virginia

2008-09


NCAA Record: 17-7; **NIT Record:** 3-3; **CBI Record:** 0-1

NCAA	Connecticut	Chattanooga (West Region First Round, Philadelphia, Pa.)	W	103-47
		Texas A&M (West Region Second Round, Philadelphia, Pa.)	W	92-66
		Purdue (West Region Semifinal, Glendale, Ariz.)	W	72-60
		Missouri (West Region Final, Glendale, Ariz.)	W	82-75
		Michigan State (Final Four, National Semifinal, Detroit, Mich.)	L	73-82
NIT	Georgetown	Baylor (First Round, Waco, Texas)	L	72-74
NCAA	Louisville	Morehead State (Midwest Region First Round, Dayton, Ohio)	W	74-54
		Siena (Midwest Region Second Round, Dayton, Ohio)	W	79-72
		Arizona (Midwest Region Semifinal, Indianapolis, Ind.)	W	103-64
		Michigan State (Midwest Region Final, Indianapolis, Ind.)	L	52-64

Postseason History

NCAA	Marquette	Utah State (West Region First Round, Boise, Idaho)	W	58-57
		Missouri (West Region Second Round, Boise Idaho)	L	79-83
NIT	Notre Dame	UAB (First Round, Notre Dame, Ind.)	W	70-64
		New Mexico (Second Round, Notre Dame, Ind.)	W	70-68
		Kentucky (Third Round, Notre Dame, Ind.)	W	77-67
		Penn State (Semifinal, New York, N.Y.)	L	59-67
NCAA	Pittsburgh	East Tennessee State (East Region First Round, Dayton, Ohio)	W	71-62
		Oklahoma State (East Region Second Round, Dayton, Ohio)	W	84-76
		Xavier (East Region Semifinal, Boston, Mass.)	W	60-55
		Villanova (East Region Final, Boston, Mass.)	L	76-78
NIT	Providence	Miami (Fla.) (First Round, Providence, R.I.)	L	66-78
CBI	St. John's	Richmond (First Round, Richmond, Va.)	L	65-79
NCAA	Syracuse	Stephen F. Austin (South Region First Round, Miami, Fla.)	W	59-44
		Arizona State (South Region Second Round, Miami, Fla.)	W	78-67
		Oklahoma (South Region Semifinal, Memphis, Tenn.)	L	71-84
NCAA	Villanova	American (East Region First Round, Philadelphia, Pa.)	W	80-67
		UCLA (East Region Second Round, Philadelphia, Pa.)	W	88-69
		Duke (East Region Semifinal, Boston, Mass.)	W	77-54
		Pittsburgh (East Region Final, Boston, Mass.)	W	78-76
		North Carolina (Final Four, National Semifinal, Detroit, Mich.)	L	69-83
NCAA	West Virginia	Dayton (Midwest Region First Round, Minneapolis, Minn.)	L	60-68

Final 16: Connecticut, Louisville, Pittsburgh, Syracuse, Villanova; **Final 8:** Connecticut, Louisville, Pittsburgh, Villanova;
Final 4: Connecticut, Villanova



2007-08

NCAA Record: 11-8; **NIT Record:** 2-1; **CBI Record:** 0-1


CBI	Cincinnati	Bradley (First Round, Peoria, Ill.)	L	67-70
NCAA	Connecticut	San Diego (West Region First Round, Tampa, Fla.)	L	69-70 OT
NCAA	Georgetown	UMBC (Midwest Region First Round, Raleigh, N.C.)	W	66-47
		Davidson (Midwest Region Second Round, Raleigh, N.C.)	L	70-74
NCAA	Louisville	Boise State (East Region First Round, Birmingham, Ala.)	W	79-69
		Oklahoma (East Region Second Round, Birmingham, Ala.)	W	78-48
		Tennessee (East Region Semifinal, Charlotte, N.C.)	W	79-60
		North Carolina (East Region Final, Charlotte, N.C.)	L	73-83
NCAA	Marquette	Kentucky (South Region First Round, Anaheim, Calif.)	W	74-66
		Stanford (South Region Second Round, Anaheim, Calif.)	L	81-82 OT
NCAA	Notre Dame	George Mason (East Region First Round, Denver, Colo.)	W	68-50
		Washington State (East Region Second Round, Denver, Colo.)	L	41-61
NCAA	Pittsburgh	Oral Roberts (South Region First Round, Denver, Colo.)	W	82-63
		Michigan State (South Region Second Round, Denver, Colo.)	L	54-65
NIT	Syracuse	Robert Morris (First Round, Syracuse, N.Y.)	W	87-81
		Maryland (Second Round, Syracuse, N.Y.)	W	88-72
		Massachusetts (Quarterfinal, Syracuse, N.Y.)	L	77-81
NCAA	Villanova	Clemson (Midwest Region First Round, Tampa, Fla.)	W	75-69
		Siena (Midwest Region Second Round, Tampa, Fla.)	W	84-72
		Kansas (Midwest Region Semifinal, Detroit, Mich.)	L	57-72
NCAA	West Virginia	Arizona (West Region First Round, Washington, D.C.)	W	75-65
		Duke (West Region Second Round, Washington, D.C.)	W	73-67
		Xavier (West Region Semifinal, Phoenix, Ariz.)	L	75-79 OT

Final 16: Louisville, Villanova, West Virginia; **Final 8:** Louisville


2006-07

NCAA Record: 7-6; **NIT Record:** 9-3


NIT	DePaul	Hofstra (West Region, First Round, Chicago, Ill.)	W	83-71
		Kansas State (West Region, Second Round, Manhattan, Kan.)	W	70-65
		Air Force (Quarterfinal Round, USAFA, Colo.)	L	51-52
NCAA	Georgetown	Belmont (East Region First Round, Winston-Salem, N.C.)	W	80-55
		Boston College (East Region Second Round, Winston-Salem, N.C.)	W	62-55
		Vanderbilt (East Region Semifinal, East Rutherford, N.J.)	W	66-65
		North Carolina (East Regional, Regional Final, East Rutherford, N.J.)	W	96-84 OT
		Ohio State (Final Four, National Semifinal, Atlanta, Ga.)	L	60-67
NCAA	Louisville	Stanford (South Region First Round, Lexington, Ky.)	W	78-58
		Texas A&M (South Region Second Round, Lexington, Ky.)	L	69-72
NCAA	Marquette	Michigan State (East Region First Round, Winston-Salem, N.C.)	L	49-61
NCAA	Notre Dame	Winthrop (Midwest Region First Round, Spokane, Wash.)	L	64-74
NCAA	Pittsburgh	Wright State (West Region First Round, Buffalo, N.Y.)	W	79-58
		Virginia Commonwealth (West Region Second Round, Buffalo, N.Y.)	W	84-79 OT
		UCLA (West Region Semifinal, San Jose, Calif.)	L	55-64



Randy Foye, Villanova



Curtis Sumpter, Villanova



Austin Croshere, Providence

2006-07 (CONTINUED)

NIT	Providence	Bradley (North Region, First Round, Peoria, Ill.)	L	78-90 OT
NIT	Syracuse	South Alabama (South Region, First Round, Syracuse, N.Y.)	W	79-73
		San Diego State (South Region, Second Round, Syracuse, N.Y.)	W	80-64
		Clemson (Quarterfinal Round, Clemson, S.C.)	L	70-74
NCAA	Villanova	Kentucky (West Region First Round, Chicago, Ill.)	L	58-67
NIT	West Virginia	Delaware State (East Region, First Round, Morgantown, W.Va.)	W	74-50
		Massachusetts (East Region, Second Round, Morgantown, W.Va.)	W	90-77
		North Carolina State (Quarterfinal, Morgantown, W.Va.)	W	71-66
		Mississippi State (Semifinal, New York, N.Y.)	W	63-62
		Clemson (Final, New York, N.Y.)	W	78-73

Final 16: Georgetown, Pittsburgh; **Final 8:** Georgetown; **Final 4:** Georgetown

2005-06

NCAA Record: 11-8; **NIT Record:** 7-4

NIT	Cincinnati	Charlotte (First Round, Cincinnati, Ohio)	W	86-80
		Minnesota (Second Round, Cincinnati, Ohio)	W	76-62
		South Carolina (Quarterfinal, Cincinnati, Ohio)	L	62-65
NCAA	Connecticut	Albany (Washington D.C. Region First Round, Philadelphia, Pa.)	W	72-59
		Kentucky (Washington D.C. Region Second Round, Philadelphia, Pa.)	W	87-83
		Washington (Washington D.C. Region Semifinal, Washington D.C.)	W	98-92 OT
		George Mason (Washington D.C. Region Final, Washington D.C.)	L	84-86 OT
NCAA	Georgetown	Northern Iowa (Minneapolis Region First Round, Philadelphia, Pa.)	W	54-49
		Ohio State (Minneapolis Region Second Round, Philadelphia, Pa.)	W	70-52
		Florida (Minneapolis Region Semifinal, Minneapolis, Minn.)	L	53-57
NIT	Louisville	Delaware State (First Round, Louisville, Ky.)	W	71-54
		Clemson (Second Round, Louisville, Ky.)	W	74-68
		Missouri State (Quarterfinal, Louisville, Ky.)	W	74-56
		South Carolina (Semifinal, New York, N.Y.)	L	63-78
NCAA	Marquette	Alabama (Oakland Region First Round, San Diego, Calif.)	L	85-90
NIT	Notre Dame	Vanderbilt (First Round, Notre Dame, Ind.)	W	79-69
		Michigan (Second Round, Ann Arbor, Mich.)	L	84-87 OT
NCAA	Pittsburgh	Kent State (Oakland Region First Round, Auburn Hills, Mich.)	W	79-64
		Bradley (Oakland Region Second Round, Auburn Hills, Mich.)	L	66-72
NIT	Rutgers	Penn State (Opening Round, University Park, Pa.)	W	76-71
		St. Joseph's (First Round, Philadelphia, Pa.)	L	62-71
NCAA	Seton Hall	Wichita State (Washington D.C. Region First Round, Greensboro, N.C.)	L	66-86
NCAA	Syracuse	Texas A&M (Atlanta Region First Round, Jacksonville, Fla.)	L	58-66
NCAA	Villanova	Monmouth (Minneapolis Region First Round, Philadelphia, Pa.)	W	58-45
		Arizona (Minneapolis Region Second Round, Philadelphia, Pa.)	W	82-78
		Boston College (Minneapolis Region Semifinal, Minneapolis, Minn.)	W	60-59 OT
		Florida (Minneapolis Region Final, Minneapolis, Minn.)	L	62-75
NCAA	West Virginia	Southern Illinois (Atlanta Region First Round, Auburn Hills, Mich.)	W	64-46
		NW State (Atlanta Region Second Round, Auburn Hills, Mich.)	W	67-54
		Texas (Atlanta Region Semifinal, Atlanta, Ga.)	L	71-74

Final 16: Georgetown, West Virginia; **Final 8:** Connecticut, Villanova

2004-05

NCAA Record: 7-6; **NIT Record:** 2-2

NCAA	Boston College	Pennsylvania (Chicago Region, First Round, Cleveland, Ohio)	W	85-65
		Wisconsin-Milw. (Chicago Region, Second Round, Cleveland, Ohio)	L	75-83
NCAA	Connecticut	Central Florida (Syracuse Region, First Round, Worcester, Mass.)	W	77-71
		NC State (Syracuse Region, First Round, Worcester, Mass.)	L	62-65
NIT	Georgetown	Boston University (First Round, Washington, D.C.)	W	64-34
		Cal-State Fullerton (Second Round, Washington, D.C.)	W	74-57
		South Carolina (Quarterfinal, Columbia, S.C.)	L	66-69
NIT	Notre Dame	Holy Cross (First Round, Notre Dame, Ind.)	L	73-78
NCAA	Pittsburgh	Pacific (Albuquerque Region First Round, Boise, Idaho)	L	71-79
NCAA	Syracuse	Vermont (Austin Region, First Round, Worcester, Mass.)	L	57-60
NCAA	Villanova	New Mexico (Syracuse Region, First Round, Nashville, Tenn.)	W	55-47
		Florida (Syracuse Region, Second Round, Nashville, Tenn.)	W	76-65
		North Carolina (Syracuse Region, Regional Semifinal, Syracuse, N.Y.)	L	66-67
NCAA	West Virginia	Creighton (Albuquerque Region, First Round, Cleveland, Ohio)	W	63-61
		Wake Forest (Albuquerque Region, Second Round, Cleveland, Ohio)	W	111-105 OT
		Texas Tech (Albuquerque Region, Regional Semifinal, Albuquerque, N.M.)	W	65-60
		Louisville (Albuquerque Region, Regional Final, Albuquerque, N.M.)	L	85-93 OT

Final 16: Villanova; **Final 8:** West Virginia

Postseason History

2003-04

NCAA Record: 12-5; **NIT Record:** 10-4 (including two games between BIG EAST teams)

NCAA	Boston College	Utah (St. Louis Region 1st Round, Milwaukee, Wis.)	W	58-51
		Georgia Tech (St. Louis Region 2nd Round, Milwaukee, Wis.)	L	54-57
NCAA	Connecticut	Vermont (Phoenix Region 1st Round, Buffalo, N.Y.)	W	70-53
		DePaul (Phoenix Region 2nd Round, Buffalo, N.Y.)	W	72-55
		Vanderbilt (Phoenix Region Semifinal, Phoenix, Ariz.)	W	73-53
		Alabama (Phoenix Region Final, Phoenix, Ariz.)	W	87-71
		Duke (Final Four, San Antonio, Texas)	W	79-78
		Georgia Tech (Final Four, San Antonio, Texas)	W	82-73 1st
NIT	Notre Dame	Purdue (1st Round, Notre Dame, Ind.)	W	71-59
		Saint Louis (2nd Round, Ft. Wayne, Ind.)	W	77-66
		Oregon (Quarterfinals, Notre Dame, Ind.)	L	61-65
NCAA	Pittsburgh	UCF (East Rutherford Region 1st Round, Milwaukee, Wis.)	W	53-44
		Wisconsin (East Rutherford Region 2nd Round, Milwaukee, Wis.)	W	59-55
		Oklahoma State (East Rutherford Region Semifinal, E. Rutherford, N.J.)	L	51-63
NCAA	Providence	Pacific (St. Louis Region 1st Round, Kansas City, Mo.)	L	58-66
NIT	Rutgers	Temple (1st Round, Piscataway, N.J.)	W	76-71
		West Virginia (2nd Round, Piscataway, N.J.)	W	67-64
		Villanova (Quarterfinals, Piscataway, N.J.)	W	72-60
		Iowa State (Semifinals, MSG, New York, N.Y.)	W	84-81 OT
		Michigan (Championships, MSG, New York, N.Y.)	L	55-62 2nd
NCAA	Seton Hall	Arizona (Atlanta Region 1st Round, Raleigh, N.C.)	W	80-76
		Duke (Atlanta Region 2nd Round, Raleigh, N.C.)	L	62-90
NCAA	Syracuse	BYU (Phoenix Region 1st Round, Denver, Colo.)	W	80-75
		Maryland (Phoenix Region 2nd Round, Denver, Colo.)	W	72-70
		Alabama (Phoenix Region Semifinal, Phoenix, Ariz.)	L	71-80
NIT	Villanova	Drexel (1st Round, Villanova, Pa.)	L	70-85
		Virginia (2nd Round, Villanova, Pa.)	W	72-63
		Rutgers (Quarterfinals, Piscataway, N.J.)	L	60-72
NIT	West Virginia	Kent State (Opening Round, Kent, Ohio)	W	65-54
		Rhode Island (1st Round, Morgantown, W.Va.)	W	79-72
		Rutgers (2nd Round, Piscataway, N.J.)	L	64-67


Final 16: Connecticut, Pittsburgh, Syracuse; **Final 8:** Connecticut; **Final 4:** Connecticut; **Champion:** Connecticut

2002-03


NCAA Record: 12-3; **NIT Record:** 12-5 (including two games between BIG EAST teams)

NIT	Boston College	Fairfield (Opening Round, Bridgeport, Conn.)	W	90-78
		Temple (1st Round, Philadelphia, Pa.)	L	62-75
NCAA	Connecticut	BYU (South Region 1st Round, Spokane, Wash.)	W	58-53
		Stanford (South Region 2nd Round, Spokane, Wash.)	W	85-74
		Texas (South Region Semifinal, San Antonio, Texas)	L	78-82
NIT	Georgetown	Tennessee (1st Round, Knoxville, Tenn.)	W	70-60
		Providence (2nd Round, Providence, R.I.)	W	67-58
		North Carolina (Quarterfinals, Chapel Hill, N.C.)	W	79-74
		Minnesota (Semifinals, MSG, New York, N.Y.)	W	88-7
		St. John's (Championship, MSG, New York, N.Y.)	L	67-70 2nd
NCAA	Notre Dame	UW-Milwaukee (West Region 1st Round, Indianapolis, Ind.)	W	70-69
		Illinois (West Region 2nd Round, Indianapolis, Ind.)	W	68-60
		Arizona (West Region Semifinal, Anaheim, Calif.)	L	71-88
NCAA	Pittsburgh	Wagner (Midwest Region 1st Round, Boston, Mass.)	W	87-61
		Indiana (Midwest Region 2nd Round, Boston, Mass.)	W	74-52
		Marquette (Midwest Region Semifinal, Minneapolis, Minn.)	L	74-77
NIT	Providence	Richmond (Opening Round, Richmond, Va.)	W	67-49
		College of Charleston (1st Round, Providence, R.I.)	W	69-64
		Georgetown (2nd Round, Providence, R.I.)	L	58-67
NIT	St. John's	Boston University (1st Round, Jamaica, N.Y.)	W	62-57
		Virginia (2nd Round, Jamaica, N.Y.)	W	73-63
		UAB (Quarterfinals, Jamaica, N.Y.)	W	79-71
		Texas Tech (Semifinals, MSG, New York, N.Y.)	W	64-63
		Georgetown (Championship, MSG, New York, N.Y.)	W	70-67 1st
NIT	Seton Hall	Rhode Island (1st Round, Kingston, R.I.)	L	60-61
NCAA	Syracuse	Manhattan (East Region 1st Round, Boston, Mass.)	W	76-65
		Oklahoma State (East Region 2nd Round, Boston, Mass.)	W	68-56
		Auburn (East Region Semifinal, Albany, N.Y.)	W	79-78
		Oklahoma (East Region Final, Albany, N.Y.)	W	63-47
		Texas (Final Four, New Orleans, La.)	W	95-84
		Kansas (Final Four, New Orleans, La.)	W	81-78 1st
NIT	Villanova	Siena (Opening Round, Albany, N.Y.)	L	59-74


Final 16: Connecticut, Notre Dame, Pittsburgh, Syracuse; **Final 8:** Syracuse; **Final 4:** Syracuse; **Champion:** Syracuse



Mike Sweetney, Georgetown



Ryan Gomes, Providence



**Alonzo Mourning,
Georgetown**

2001-02

NCAA Record: 6-6; **NIT Record:** 5-4

NCAA	Boston College	Texas (Midwest Region 1st Round, Dallas, Texas)	L	57-70
NCAA	Connecticut	Hampton (East Region 1st Round, Washington, D.C.)	W	78-67
		NC State (East Region 2nd Round, Washington, D.C.)	W	77-74
		Southern Illinois (East Region Semifinal, Syracuse, N.Y.)	W	71-59
		Maryland (East Region Final, Syracuse, N.Y.)	L	82-90
NCAA	Miami	Missouri (West Region 1st Round, Albuquerque, N.M.)	L	80-93
NCAA	Notre Dame	Charlotte (South Region 1st Round, Greenville, S.C.)	W	82-63
		Duke (South Region 2nd Round, Greenville, S.C.)	L	77-84
NCAA	Pittsburgh	Central Connecticut (South Region 1st Round, Pittsburgh, Pa.)	W	71-54
		California (South Region 2nd Round, Pittsburgh, Pa.)	W	63-50
		Kent State (South Region Semifinal, Lexington, Ky.)	L	73-78 OT
NIT	Rutgers	Yale (1st Round, Piscataway, N.J.)	L	65-67
NCAA	St. John's	Wisconsin (East Region 1st Round, Washington, D.C.)	L	70-80
NIT	Syracuse	St. Bonaventure (1st Round, Syracuse, N.Y.)	W	76-66
		Butler (2nd Round, Syracuse, N.Y.)	W	66-65 OT
		Richmond (3rd Round, Richmond, Va.)	W	62-46
		South Carolina (Semifinals, MSG, New York, N.Y.)	L	59-66
		Temple (Consolation, MSG, New York, N.Y.)	L	54-65
NIT	Villanova	Manhattan (1st Round, Villanova, Pa.)	W	84-69
		Louisiana Tech (2nd Round, Villanova, Pa.)	W	67-64
		Temple (3rd Round, Philadelphia, Pa.)	L	57-63

Final 16: Pittsburgh; **Final 8:** Connecticut

2000-01

NCAA Record: 5-5; **NIT Record:** 2-6


NCAA	Boston College	Southern Utah (East Region 1st Round, Uniondale, NY.)	W	68-65
		USC (East Region 2nd Round, Uniondale, N.Y.)	L	71-74
NIT	Connecticut	South Carolina (1st Round, Storrs, Conn.)	W	72-65
		Detroit (2nd Round, Storrs, Conn.)	L	61-67
NCAA	Georgetown	Arkansas (West Region 1st Round, Boise, Idaho)	W	63-61
		Hampton (West Region 2nd Round, Boise, Idaho)	W	76-57
		Maryland (West Region Semifinal, Anaheim, Calif.)	L	66-76
NIT	Miami	Auburn (1st Round, Auburn, Ala.)	L	58-60
NCAA	Notre Dame	Xavier (Midwest Region 1st Round, Kansas City, Mo.)	W	83-71
		Mississippi (Midwest Region 2nd Round, Kansas City, Mo.)	L	56-59
NIT	Pittsburgh	St. Bonaventure (1st Round, Pittsburgh, Pa.)	W	84-75
		Mississippi State (2nd Round, Pittsburgh, Pa.)	L	61-66
NCAA	Providence	Penn State (South Region 1st Round, New Orleans, La.)	L	59-69
NIT	Seton Hall	Alabama (1st Round, Tuscaloosa, Ala.)	L	79-85
NCAA	Syracuse	Hawaii (Midwest Region 1st Round, Dayton, Ohio)	W	79-69
		Kansas (Midwest Region 2nd Round, Dayton, Ohio)	L	58-87
NIT	Villanova	Minnesota (1st Round, Minneapolis, Minn.)	L	78-87
NIT	West Virginia	Richmond (1st Round, Richmond, Va.)	L	56-79

Final 16: Georgetown

1999-2000

NCAA Record: 8-5; **NIT Record:** 6-4

NCAA	Connecticut	Utah State (South Region 1st Round, Birmingham, Ala.)	W	75-67
		Tennessee (South Region 2nd round, Birmingham, Ala.)	L	51-65
NIT	Georgetown	Virginia (1st Round, Charlottesville, Va.)	W	115-111 3OT
		California (2nd Round, Berkeley, Calif.)	L	49-60
NCAA	Miami	Arkansas (South Region 1st Round, Nashville, Tenn.)	W	75-71
		Ohio State (South Region 2nd Round, Nashville, Tenn.)	W	75-62
		Tulsa (South Region Semifinal, Austin, Texas)	L	71-80
NIT	Notre Dame	Michigan (1st Round, Notre Dame, Ind.)	W	75-65
		Xavier (2nd Round, Notre Dame, Ind.)	W	76-64
		BYU (3rd Round, Notre Dame, Ind.)	W	64-52
		Penn State (Semifinals, MSG, New York, N.Y.)	W	73-52
		Wake Forest (Championship, MSG, New York, N.Y.)	L	61-71
NIT	Rutgers	Kent State (1st Round, Kent, Ohio)	L	62-73
NCAA	St. John's	Northern Arizona (West Region 1st Round, Tucson, Ariz.)	W	61-56
		Gonzaga (West Region 2nd Round, Tucson, Ariz.)	L	76-82
NCAA	Seton Hall	Oregon (East Region 1st Round, Buffalo, N.Y.)	W	72-71 OT
		Temple (East Region 2nd Round, Buffalo, N.Y.)	W	67-65 OT
		Oklahoma State (East Region Semifinal, Syracuse, N.Y.)	L	66-68



**Shaheen Holloway,
Seton Hall**

Postseason History

NCAA	Syracuse	Samford (Midwest Region 1st Round, Cleveland, Ohio)	W	79-65
		Kentucky (Midwest Region 2nd Round, Cleveland, Ohio)	W	52-50
		Mich. State (Midwest Region Semifinal, Auburn Hills, Mich.)	L	58-75
NIT	Villanova	Delaware (1st Round, Villanova, Pa.)	W	72-63
		Kent State (2nd Round, Villanova, Pa.)	L	67-81

Final 16: Miami, Seton Hall, Syracuse

1998-99

NCAA Record: 10-4; **NIT Record:** 1-4

NCAA	Connecticut	Texas-San Antonio (West Region 1st Round, Denver, Colo.)	W	91-66
		New Mexico (West Region 2nd Round, Denver, Colo.)	W	78-56
		Iowa (West Region Semifinal, Phoenix, Ariz.)	W	76-68
		Gonzaga (West Region Final, Phoenix, Ariz.)	W	67-62
		Ohio State (Final Four, St. Petersburg, Fla.)	W	64-58
		Duke (Final Four, St. Petersburg, Fla.)	W	77-74 1st
NIT	Georgetown	Princeton (1st Round, Princeton, N.J.)	L	47-54
NCAA	Miami	Lafayette (East Region 1st Round, Boston, Mass.)	W	75-54
		Purdue (East Region 2nd Round, Boston, Mass.)	L	63-73
NIT	Providence	NC State (1st Round, Raleigh, N.C.)	L	86-92
NIT	Rutgers	Hofstra (1st Round, Piscataway, N.J.)	W	58-45
		Clemson (2nd Round, Piscataway, N.J.)	L	68-78
NCAA	St. John's	Samford (South Region 1st Round, Orlando, Fla.)	W	69-43
		Indiana (South Region 2nd Round, Orlando, Fla.)	W	86-61
		Maryland (South Region Semifinal, Knoxville, Tenn.)	W	76-62
		Ohio State (South Region Final, Knoxville, Tenn.)	L	74-77
NIT	Seton Hall	Old Dominion (1st Round, Norfolk, Va.)	L	56-75
NCAA	Syracuse	Oklahoma St. (South Region 1st Round, Indianapolis, Ind.)	L	61-69
NCAA	Villanova	Mississippi (Midwest Region 1st Round, Milwaukee, Wis.)	L	70-72

Final 16: Connecticut, St. John's; **Final 8:** Connecticut, St. John's; **Final 4:** Connecticut; **Champion:** Connecticut

1997-98

NCAA Record: 7-5; **NIT Record:** 1-2

NCAA	Connecticut	Fairleigh Dickinson (East Region 1st Round, Washington, D.C.)	W	93-85
		Indiana (East Region 2nd Round, Washington, D.C.)	W	78-68
		Washington (East Region Semifinal, Greensboro, N.C.)	W	75-74
		North Carolina (East Region Final, Greensboro, N.C.)	L	64-75
NIT	Georgetown	Florida (1st round, Gainesville, Fla.)	W	71-69
		Georgia Tech (2nd Round, Atlanta, Ga.)	L	79-80 OT
NCAA	Miami	UCLA (South Region 1st Round, Atlanta, Ga.)	L	62-65
NCAA	St. John's	Detroit (Midwest Region 1st Round, Chicago, Ill.)	L	64-66
NIT	Seton Hall	Georgia Tech (1st Round, Atlanta, Ga.)	L	78-88
NCAA	Syracuse	Iona (South Region 1st Round, Lexington, Ky.)	W	63-61
		New Mexico (South Region 2nd Round, Lexington, Ky.)	W	56-46
		Duke (South Region Semifinal, St. Petersburg, Fla.)	L	67-80
NCAA	West Virginia	Temple (West Region 1st Round, Boise, Idaho)	W	82-52
		Cincinnati (West Region 2nd Round, Boise, Idaho)	W	75-74
		Utah (West Region Semifinal, Anaheim, Calif.)	L	62-65

Final 16: Connecticut, Syracuse, West Virginia; **Final 8:** Connecticut

1996-97

NCAA Record: 5-4 ; **NIT Record:** 9-6

NCAA	Boston College	Valparaiso (West Region 1st Round, Salt Lake City, Utah)	W	73-66
		St. Joseph's (West Region 2nd Round, Salt Lake City, Utah)	L	77-81 OT
NIT	Connecticut	Iona (1st round, Storrs, Conn.)	W	71-66
		Bradley (2nd round, Storrs, Conn.)	W	63-47
		Nebraska (Quarterfinals, Storrs, Conn.)	W	76-67
		Florida State (Semifinals, MSG, New York, N.Y.)	L	65-71 OT
		Arkansas (Consolation, MSG, New York, N.Y.)	W	74-64
NCAA	Georgetown	Charlotte (West Region 1st Round, Tucson, Ariz.)	L	67-79
NIT	Miami	Michigan (1st round, Ann Arbor, Mich.)	L	73-76
NIT	Notre Dame	Oral Roberts (1st round, Notre Dame, Ind.)	W	74-58
		Texas Christian (2nd round, Notre Dame, Ind.)	W	82-72
		Michigan (Quarterfinals, Notre Dame, Ind.)	L	66-67
NIT	Pittsburgh	New Orleans (1st round, Pittsburgh, Pa.)	W	82-63
		Arkansas (2nd round, Fayetteville, Ark.)	L	71-76



Lavar Postell, St John's



Jason Lawson, Villanova



Allen Iverson, Georgetown

1996-97 (CONTINUED)

NCAA	Providence	Marquette (Southeast Region 1st Round, Charlotte, N.C.)	W	81-59
		Duke (Southeast Region 2nd Round, Charlotte, N.C.)	W	98-87
		Chattanooga (Southeast Region Semifinal, Birmingham, Ala.)	W	71-65
		Arizona (Southeast Region Final, Birmingham, Ala.)	L	92-96 OT
NIT	Syracuse	Florida State (1st round, Syracuse, N.Y.)	L	67-82
NCAA	Villanova	Long Island (East Region 1st Round, Winston-Salem, N.C.)	W	101-91
		California (East Region 2nd Round, Winston-Salem, N.C.)	L	68-75
NIT	West Virginia	Bowling Green (1st round, Morgantown, W. Va.)	W	98-95
		NC State (2nd round, Raleigh, N.C.)	W	76-73
		Florida State (Quarterfinals, Morgantown, W. Va.)	L	71-76

Final 16: Providence; **Final 8:** Providence

1995-96

NCAA Record: 12-5; **NIT Record:** 1-1

NCAA	Boston College	Indiana (Southeast Region 1st Round, Orlando, Fla.)	W	64-51
		Georgia Tech (Southeast Region 2nd Round, Orlando, Fla.)	L	89-103
NCAA	Connecticut	Colgate (Southeast Region 1st Round, Indianapolis, Ind.)	W	68-59
		Eastern Michigan (Southeast Region 2nd Round, Indianapolis, Ind.)	W	95-81
		Mississippi State (Southeast Region Semifinal, Lexington, Ky.)	L	55-60
NCAA	Georgetown	Mississippi Valley State (East Region 1st Round, Richmond, Va.)	W	93-56
		New Mexico (East Region 2nd Round, Richmond, Va.)	W	73-62
		Texas Tech (East Region Semifinal, Atlanta, Ga.)	W	98-90
		Massachusetts (East Region final, Atlanta, Ga.)	L	62-86
NIT	Providence	Fairfield (1st round, New Haven, Conn.)	W	91-79
		St. Joseph's (2nd round, Providence, R.I.)	L	62-82
NCAA	Syracuse	Montana State (West Region 1st Round, Albuquerque, N.M.)	W	88-55
		Drexel (West Region 2nd Round, Albuquerque, N.M.)	W	69-58
		Georgia (West Region Semifinal, Denver, Colo.)	W	83-81 OT
		Kansas (West Region final, Denver, Colo.)	W	60-57
		Mississippi State (Final Four, East Rutherford, N.J.)	W	77-69
		Kentucky (Final Four, East Rutherford, N.J.)	L	67-76 2nd
NCAA	Villanova	Portland (Midwest Region 1st Round, Milwaukee, Wis.)	W	92-58
		Louisville (Midwest Region 2nd Round, Milwaukee, Wis.)	L	64-68

Final 16: Connecticut, Georgetown, Syracuse; **Final 8:** Georgetown, Syracuse; **Final 4:** Syracuse;

1994-95

NCAA Record: 6-4; **NIT Record:** 1-4

NCAA	Connecticut	Chattanooga (West Region 1st Round, Salt Lake City, Utah)	W	100-71
		Cincinnati (West Region 2nd Round, Salt Lake City, Utah)	W	96-91
		Maryland (West Region Semifinal, Oakland, Calif.)	W	99-89
		UCLA (West Region Final, Oakland, Calif.)	L	96-102
NCAA	Georgetown	Xavier (Southeast Region 1st Round, Tallahassee, Fla.)	W	68-63
		Weber State (Southeast Region 2nd Round, Tallahassee, Fla.)	W	53-51
		North Carolina (Southeast Region Semifinal, Birmingham, Ala.)	L	64-74
NIT	Miami	Penn State (1st Round, State College, Pa.)	L	56-62
NIT	Providence	College of Charleston (1st Round, Providence, R.I.)	W	72-67
		Virginia Tech (2nd Round, Providence, R.I.)	L	78-91
NIT	St. John's	South Florida (1st Round, Tampa, Fla.)	L	67-74
NIT	Seton Hall	Canisius (1st Round, Buffalo, N.Y.)	L	71-83
NCAA	Syracuse	Southern Illinois (Midwest Region 1st Round, Austin, Texas)	W	96-92
		Arkansas (Midwest Region 2nd Round, Austin, Texas)	L	94-96 OT
NCAA	Villanova	Old Dominion (East Region 1st Round, Albany, N.Y.)	L	81-89 3OT

Final 16: Georgetown, Connecticut; **Final 8:** Connecticut

1993-94

NCAA Record: 8-6; **NIT Record:** 5-0

NCAA	Boston College	Washington State (East Region 1st Round, Landover, Md.)	W	67-64
		North Carolina (East Region 2nd Round, Landover, Md.)	W	75-72
		Indiana (East Region Semifinal, Miami, Fla.)	W	77-68
		Florida (East Region Final, Miami, Fla.)	L	66-74
NCAA	Connecticut	Rider (East Region 1st Round, Uniondale, N.Y.)	W	64-46
		George Washington (East Region 2nd Round, Uniondale, N.Y.)	W	75-63
		Florida (East Region Semifinal, Miami, Fla.)	L	60-69 OT
NCAA	Georgetown	Illinois (Midwest Region 1st Round, Oklahoma City, Okla.)	W	84-77
		Arkansas (Midwest Region 2nd Round, Oklahoma City, Okla.)	L	73-85
NCAA	Providence	Alabama (Southeast Region 1st Round, Lexington, Ky.)	L	70-76
NCAA	Seton Hall	Michigan State (Southeast Region 1st Round, St. Petersburg, Fla.)	L	77-84
NCAA	Syracuse	Hawaii (West Region 1st Round, Ogden, Utah)	W	92-78



Kerry Kittles, Villanova

Postseason History


		UW-Green Bay (West Region 2nd Round, Ogden, Utah)	W	64-59
		Missouri (West Region Semifinal, Los Angeles, Calif.)	L	88-98 OT
NIT	Villanova	Canisius (1st Round, Villanova, Pa.)	W	103-79
		Duquesne (2nd Round, Pittsburgh, Pa.)	W	82-67
		Xavier (3rd Round, Villanova, Pa.)	W	76-74
		Siena (Semifinals, MSG, New York, N.Y.)	W	66-58
		Vanderbilt (Championship, MSG, New York, N.Y.)	W	80-73 1st

Final 16: Connecticut, Syracuse, Boston College; **Final 8:** Boston College

1992-93

NCAA Record: 2-3; **NIT Record:** 9-5 (including one game between BIG EAST teams)

NIT	Boston College	Niagara (1st Round, Niagara, N.Y.)	W	87-83
		Rice (2nd Round, Chestnut Hill, Mass.)	W	101-68
		Providence (3rd Round, Chestnut Hill, Mass.)	L	58-75
NIT	Connecticut	Jackson State (1st Round, Storrs, Conn.)	L	88-90 OT
NIT	Georgetown	Arizona State (1st Round, Tempe, Ariz.)	W	78-68
		UTEP (2nd Round, Washington, D.C.)	W	71-44
		Miami, Ohio (3rd Round, Fairfax, Va.)	W	66-53
		UAB (Semifinals, MSG, New York, N.Y.)	W	45-41
		Minnesota (Championship, MSG, New York, N.Y.)	L	61-62
NCAA	Pittsburgh	Utah (Southeast Region 1st Round, Nashville, Tenn.)	L	65-86
NIT	Providence	James Madison (1st Round, Providence, R.I.)	W	73-61
		West Virginia (2nd Round, Providence, R.I.)	W	68-67
		Boston College (3rd Round, Chestnut Hill, Mass.)	W	75-58
		Minnesota (Semifinals, MSG, New York, N.Y.)	L	60-76
		UAB (Consolation, MSG, New York, N.Y.)	L	52-55
NCAA	St. John's	Texas Tech (East Region 1st Round, Winston-Salem, N.C.)	W	85-67
		Arkansas (East Region 2nd Round, Winston-Salem, N.C.)	L	74-80
NCAA	Seton Hall	Tennessee State (Southeast Region 1st Round, Orlando, Fla.)	W	81-59
		Western Kentucky (Southeast Region 2nd Round, Orlando, Fla.)	L	68-72




Malik Sealy, St. John's

1991-92

NCAA Record: 4-4; **NIT Record:** 2-3

NIT	Boston College	Southern Illinois (1st Round, Chestnut Hill, Mass.)	W	78-69
		Rhode Island (2nd Round, Chestnut Hill, Mass.)	L	80-81 20T
NCAA	Connecticut	Nebraska (Southeast Region 1st Round, Cincinnati, Ohio)	W	86-65
		Ohio State (Southeast Region 2nd Round, Cincinnati, Ohio)	L	55-78
NCAA	Georgetown	South Florida (West Region 1st Round, Boise, Idaho)	W	75-60
		Florida State (West Region 2nd Round, Boise, Idaho)	L	68-78
NIT	Pittsburgh	Penn State (1st Round, State College, Pa.)	W	67-65
		Florida (2nd Round, Pittsburgh, Pa.)	L	74-77
NCAA	St. John's	Tulane (Southeast Region 1st Round, Atlanta, Ga.)	L	57-61
NCAA	Seton Hall	La Salle (East Region 1st Round, Greensboro, N.C.)	W	78-76
		Missouri (East Region 2nd Round, Greensboro, N.C.)	W	88-71
		Duke (East Region Semifinal, Philadelphia, Pa.)	L	69-81
NCAA	Syracuse	Princeton (East Region 1st Round, Worcester, Mass.)	W	51-43
		Massachusetts (East Region 2nd Round, Worcester, Mass.)	L	71-77 OT
NIT	Villanova	Virginia (1st Round, Villanova, Pa.)	L	80-83

Final 16: Seton Hall




Arturas Karnisovas, Seton Hall

1990-91

NCAA Record: 11-7; **NIT Record:** 2-1

NCAA	Connecticut	LSU (Midwest Region 1st Round, Minneapolis, Minn.)	W	79-62
		Xavier (Midwest Region 2nd Round, Minneapolis, Minn.)	W	66-50
		Duke (Midwest Region Semifinal, Pontiac, Mich.)	L	67-81
NCAA	Georgetown	Vanderbilt (West Region 1st Round, Tucson, Ariz.)	W	70-60
		UNLV (West Region 2nd Round, Tucson, Ariz.)	L	54-62
NCAA	Pittsburgh	Georgia (Southeast Region 1st Round, Louisville, Ky.)	W	76-68 OT
		Kansas (Southeast Region 2nd Round, Louisville, Ky.)	L	66-77
NIT	Providence	James Madison (1st Round, Providence, R.I.)	W	98-93 20T
		West Virginia (2nd Round, Providence, R.I.)	W	85-79
		Oklahoma (3rd Round, Providence, R.I.)	L	74-83
NCAA	St. John's	Northern Illinois (Midwest Region 1st Round, Dayton, Ohio)	W	75-68
		Texas (Midwest Region 2nd Round, Dayton, Ohio)	W	84-76
		Ohio State (Midwest Region Semifinal, Pontiac, Mich.)	W	91-74
		Duke (Midwest Region Final, Pontiac, Mich.)	L	61-78
NCAA	Seton Hall	Pepperdine (West Region 1st Round, Salt Lake City, Utah)	W	71-51
		Creighton (West Region 2nd Round, Salt Lake City, Utah)	W	81-69
		Arizona (West Region Semifinal, Seattle, Wash.)	W	81-77
		UNLV (West Region Final, Seattle, Wash.)	L	65-77



John Morton, Seton Hall

1990-91 (CONTINUED)

NCAA	Syracuse	Richmond (East Region 1st Round, College Park, Md.)	L	69-73
NCAA	Villanova	Princeton (East Region 1st Round, Syracuse, N.Y.)	W	50-48
		North Carolina (East Region 2nd Round, Syracuse, N.Y.)	L	69-84

Final 16: Connecticut, St. John's, Seton Hall; **Final 8:** St. John's, Seton Hall

1989-90

NCAA Record: 7-6

NCAA	Connecticut	Boston University (East Region 1st Round, Hartford, Conn.)	W	76-52
		California (East Region 2nd Round, Hartford, Conn.)	W	74-54
		Clemson (East Region Semifinal, East Rutherford, N.J.)	W	71-70
		Duke (East Region Final, East Rutherford, N.J.)	L	78-79 OT
NCAA	Georgetown	Texas Southern (Midwest Region 1st Round, Indianapolis, Ind.)	W	70-52
		Xavier (Midwest Region 2nd Round, Indianapolis, Ind.)	L	71-74
NCAA	Providence	Ohio State (West Region 1st Round, Salt Lake City, Utah)	L	83-84 OT
NCAA	St. John's	Temple (East Region 1st Round, Atlanta, Ga.)	W	81-65
		Duke (East Region 2nd Round, Atlanta, Ga.)	L	72-76
NCAA	Syracuse	Coppin State (Southeast Region 1st Round, Richmond, Va.)	W	71-48
		Virginia (Southeast Region 2nd Round, Richmond, Va.)	W	63-61
		Minnesota (Southeast Region Semifinal, New Orleans, La.)	L	75-82
NCAA	Villanova	LSU (Southeast Regional, Knoxville, Tenn.)	L	63-70


Final 16: Connecticut, Syracuse; **Final 8:** Connecticut

1988-89

NCAA Record: 11-5; **NIT Record:** 9-2

NIT	Connecticut	Charlotte (1st Round, Charlotte, N.C.)	W	67-62
		California (2nd Round, Hartford, Conn.)	W	73-72
		UAB (3rd Round, Storrs, Conn.)	L	79-85
NCAA	Georgetown	Princeton (East Region 1st Round, Providence, R.I.)	W	50-49
		Notre Dame (East Region 1st Round, Providence, R.I.)	W	81-74
		NC State (East Region Semifinal, East Rutherford, N.J.)	W	69-61
		Duke (East Region Final, East Rutherford, N.J.)	L	77-85
NCAA	Pittsburgh	Ball State (Midwest Region 1st Round, Indianapolis, Ind.)	L	64-68
NCAA	Providence	Virginia (Southeast Region 1st Round, Nashville, Tenn.)	L	97-100
NIT	St. John's	Mississippi (1st Round, Jamaica, N.Y.)	W	70-67
		Oklahoma State (2nd Round, Jamaica, N.Y.)	W	76-64
		Ohio State (3rd Round, Columbus, Ohio)	W	83-80 OT
		UAB (Semifinals, MSG, New York, N.Y.)	W	76-65
		Saint Louis (Championship, MSG, New York, N.Y.)	W	73-65
NCAA	Seton Hall	SW Missouri State (West Region 1st Round, Tucson, Ariz.)	W	60-51
		Evansville (West Region 2nd Round, Tucson, Ariz.)	W	87-73
		Indiana (West Region Semifinal, Denver, Colo.)	W	78-65
		UNLV (West Region Final, Denver, Colo.)	W	84-61
		Duke (Final Four, Seattle, Wash.)	W	95-78
		Michigan (Final Four, Seattle, Wash.)	L	79-80 OT 2nd
NCAA	Syracuse	Bucknell (Midwest Region 1st Round, Dallas, Texas)	W	104-81
		Colorado State (Midwest Region 2nd Round, Dallas, Texas)	W	65-50
		Missouri (Midwest Region Semifinal, Minneapolis, Minn.)	W	83-80
		Illinois (Midwest Region Final, Minneapolis, Minn.)	L	86-89
NIT	Villanova	St. Peter's (1st Round, Villanova, Pa.)	W	76-56
		Penn State (2nd Round, Villanova, Pa.)	W	76-67
		Michigan State (3rd Round, Villanova, Pa.)	L	63-70

Final 16: Georgetown, Seton Hall, Syracuse; **Final 8:** Georgetown, Seton Hall, Syracuse; **Final 4:** Seton Hall



Mark Tillmon, Georgetown

1987-88

NCAA Record: 7-6; **NIT Record:** 8-2 (including one game between BIG EAST teams)

NIT	Boston College	Siena (1st Round, Chestnut Hill, Mass.)	W	73-65
		Evansville (2nd Round, Evansville, Ind.)	W	86-81
		Middle Tennessee State (3rd Round, Murfreesboro, Tenn.)	W	78-69
		Connecticut (Semifinals, MSG, New York, N.Y.)	L	67-73
		Colorado State (Consolation, MSG, New York, N.Y.)	L	57-58
NIT	Connecticut	West Virginia (1st Round, Morgantown, W. Va.)	W	62-57
		Louisiana Tech (2nd Round, Hartford, Conn.)	W	65-59
		Virginia Commonwealth (3rd Round, Storrs, Conn.)	W	72-61
		Boston College (Semifinals, MSG, New York, N.Y.)	W	73-67
		Ohio State (Championship, MSG, New York, N.Y.)	W	72-67 1st
NCAA	Georgetown	LSU (East Region 1st Round, Hartford, Conn.)	W	66-63
		Temple (East Region 2nd Round, Hartford, Conn.)	L	53-74
NCAA	Pittsburgh	Eastern Michigan (Midwest Region 1st Round, Lincoln, Neb.)	W	108-90
		Vanderbilt (Midwest Region 2nd Round, Lincoln, Neb.)	L	74-80 OT
NCAA	St. John's	Florida (West Regional 1st Round, Salt Lake City, Utah)	L	59-62

Postseason History

NCAA	Seton Hall	UTEP (West Region 1st Round, Los Angeles, Calif.)	W	80-64
		Arizona (West Region 2nd Round, Los Angeles, Calif.)	L	55-84
NCAA	Syracuse	North Carolina A&T (East Region 1st Round, Chapel Hill, Mass.)	W	69-55
		Rhode Island (East Region 2nd Round, Chapel Hill, N.C.)	W	94-97
NCAA	Villanova	Arkansas (Southeast Region 1st Round, Cincinnati, Ohio)	W	82-74
		Illinois (Southeast Region 2nd Round, Cincinnati, Ohio)	W	66-63
		Kentucky (Southeast Region Semifinal, Birmingham, Ala.)	W	80-74
		Oklahoma (Southeast Region Final, Birmingham, Ala.)	L	59-78

Final 16: Villanova; **Final 8:** Villanova

1986-87

NCAA Record: 14-5 (including two games between BIG EAST teams); **NIT Record:** 0-2

NCAA	Georgetown	Bucknell (Southeast Region 1st Round, Atlanta, Ga.)	W	75-53
		Ohio State (Southeast Region 2nd Round, Atlanta, Ga.)	W	82-79
		Kansas (Southeast Region Semifinal, Louisville, Ky.)	W	70-57
		Providence (Southeast Region Final, Louisville, Ky.)	L	73-88
NCAA	Pittsburgh	Marist (West Region 1st Round, Tucson, Ariz.)	W	93-68
		Oklahoma (West Region 2nd Round, Tucson, Ariz.)	L	93-96
NCAA	Providence	UAB (Southeast Region 1st Round, Birmingham, Ala.)	W	90-68
		Austin Peay (Southeast Region 2nd Round, Birmingham, Ala.)	W	90-87 OT
		Alabama (Southeast Region Semifinal, Louisville, Ky.)	W	103-82
		Georgetown (Southeast Region Final, Louisville, Ky.)	W	88-73
		Syracuse (Final Four, New Orleans, La.)	L	63-77
NCAA	St. John's	Wichita State (Midwest Region 1st Round, Rosemont, Ill.)	W	57-55
		DePaul (Midwest Region 2nd Round, Rosemont, Ill.)	L	75-83 OT
NIT	Seton Hall	Niagara (1st Round, Buffalo, N.Y.)	L	65-74
NCAA	Syracuse	Georgia Southern (East Region 1st Round, Syracuse, N.Y.)	W	79-73
		Western Kentucky (East Region 2nd Round, Syracuse, N.Y.)	W	104-86
		Florida (East Region Semifinal, East Rutherford, N.J.)	W	87-81
		North Carolina (East Region Final, East Rutherford, N.J.)	W	79-75
		Providence (Final Four, New Orleans, La.)	W	77-63
		Indiana (Final Four, New Orleans, La.)	L	73-74 2nd
NIT	Villanova	La Salle (1st Round, Villanova, Pa.)	L	84-86

Final 16: Georgetown, Providence, Syracuse; **Final 8:** Georgetown, Providence, Syracuse; **Final 4:** Providence, Syracuse

1985-86


NCAA Record: 4-4; **NIT Record:** 2-2

NCAA	Georgetown	Texas Tech (Midwest Region 1st Round, Dayton, Ohio)	W	70-64
		Michigan State (Midwest Region 2nd Round, Dayton, Ohio)	L	68-80
NIT	Pittsburgh	Southwest Missouri State (1st Round, Springfield, Mo.)	L	53-59
NIT	Providence	Boston University (1st Round, Providence, R.I.)	W	72-69
		George Mason (2nd Round, Providence, R.I.)	W	90-71
		Louisiana Tech (3rd Round, Providence, R.I.)	L	63-64
NCAA	St. John's	Montana State (West Region 1st Round, Long Beach, Calif.)	W	83-74
		Auburn (West Region 2nd Round, Long Beach, Calif.)	L	65-81
NCAA	Syracuse	Brown (East Region 1st Round, Syracuse, N.Y.)	W	101-52
		Navy (East Region 2nd Round, Syracuse, N.Y.)	L	85-97
NCAA	Villanova	Virginia Tech (Southeast Region 1st Round, Baton Rouge, La.)	W	71-62
		Georgia Tech (Southeast Region 2nd Round, Baton Rouge, La.)	L	61-66

1984-85

NCAA Record: 18-5 (including two games between BIG EAST teams)


NCAA	Boston College	Texas Tech (Midwest Region 1st Round, Houston)	W	55-53
		Duke (Midwest Region 2nd Round, Houston)	W	74-73
		Memphis State (Midwest Region Semifinal, Dallas, Texas)	L	57-59
NCAA	Georgetown	Lehigh (East Region 1st Round, Hartford, Conn.)	W	68-43
		Temple (East Region 2nd Round, Hartford, Conn.)	W	63-46
		Loyola (East Region Semifinal, Providence, R.I.)	W	65-53
		Georgia Tech (East Region Final, Providence, R.I.)	W	60-54
		St. John's (Final Four, Lexington, Ky.)	W	77-59
		Villanova (Final Four, Lexington, Ky.)	L	64-66 2nd
NCAA	Pittsburgh	Louisiana Tech (Midwest Region 1st Round, Tulsa, Okla.)	L	54-78
NCAA	St. John's	Southern (West Region 1st Round, Salt Lake City, Utah)	W	83-59
		Arkansas (West Region 2nd Round, Salt Lake City, Utah)	W	68-65
		Kentucky (West Region Semifinal, Denver, Colo.)	W	86-70
		NC State (West Region Final, Denver, Colo.)	W	69-60
		Georgetown (Final Four, Lexington, Ky.)	L	59-77



Doug West, Villanova



Mark Bryant, Seton Hall



Mark Jackson, St. John's

1984-85 (CONTINUED)

NCAA	Syracuse	DePaul (East Region 1st Round, Atlanta, Ga.)	W	70-65
		Georgia Tech (East Region 2nd Round, Atlanta, Ga.)	L	53-70
NCAA	Villanova	Dayton (Southeast Region 1st Round, Dayton, Ohio)	W	51-49
		Michigan (Southeast Region 2nd Round, Dayton, Ohio)	W	59-55
		Maryland (Southeast Region Semifinal, Birmingham, Ala.)	W	46-43
		North Carolina (Southeast Region Final, Birmingham, Ala.)	W	56-44
		Memphis State (Final Four, Lexington, Ky.)	W	52-45
		Georgetown (Final Four, Lexington, Ky.)	W	66-64 1st

Final 16: Boston College, Georgetown, St. John's, Villanova; **Final 8:** Georgetown, St. John's, Villanova;

Final 4: Georgetown, St. John's, Villanova; **Champion:** Villanova

1983-84

NCAA Record: 7-3; **NIT Record:** 3-2

NIT	Boston College	St. Joseph's (1st Round, Philadelphia, Pa.)	W	76-63
		Notre Dame (2nd Round, Chestnut Hill, Mass.)	L	52-66
NCAA	Georgetown	SMU (West Region 2nd round, Pullman, Wash.)	W	37-36
		UNLV (West Region Semifinal, Los Angeles, Calif.)	W	62-48
		Dayton (West Region Final, Los Angeles, Calif.)	W	61-49
		Kentucky (Final Four, Seattle, Wash.)	W	53-40
		Houston (Final Four, Seattle, Wash.)	W	84-75 1st
NIT	Pittsburgh	La Salle (1st Round, Philadelphia, Pa.)	W	95-91
		Florida State (2nd Round, Greensboro, N.C.)	W	66-63
		Notre Dame (3rd Round, Pittsburgh, Pa.)	L	64-72
NCAA	St. John's	Temple (East Region 1st Round, Charlotte, N.C.)	L	63-65
NCAA	Syracuse	VCU (East Region 2nd round, East Rutherford, N.J.)	W	78-63
		Virginia (East Region Semifinal, Atlanta, Ga.)	L	55-63
NCAA	Villanova	Marshall (Mideast Region 1st Round, Milwaukee, Wis.)	W	84-72
		Illinois (Mideast Region 2nd Round, Milwaukee, Wis.)	L	56-64

Final 16: Georgetown, Syracuse; **Final 8:** Georgetown; **Final 4:** Georgetown; **Champion:** Georgetown

1982-83

NCAA Record: 6-5

NCAA	Boston College	Princeton (West Region 2nd Round, Corvallis, Ore.)	W	51-42
		Virginia (West Region Semifinal, Ogden, Utah)	L	92-95
NCAA	Georgetown	Alcorn State (Mideast Region 1st Round, Louisville, Ky.)	W	68-63
		Memphis State (Mideast Region 2nd Round, Louisville, Ky.)	L	57-66
NCAA	St. John's	Rutgers (East Region 2nd Round, Hartford, Conn.)	W	66-55
		Georgia (East Region Semifinal, Syracuse, N.Y.)	L	67-70
NCAA	Syracuse	Morehead State (East Region 1st Round, Hartford, Conn.)	W	74-59
		Ohio State (East Region 2nd Round, Hartford, Conn.)	L	74-79
NCAA	Villanova	Lamar (Midwest Region 2nd round, Houston, Texas)	W	60-58
		Iowa (Midwest Region Semifinal, Kansas City, Mo.)	W	55-54
		Houston (Midwest Region Final, Kansas City, Mo.)	L	71-89


Final 16: Boston College, St. John's, Villanova; **Final 8:** Villanova

1981-82

NCAA Record: 10-4; **NIT Record:** 1-2

NCAA	Boston College	San Francisco (Midwest Region 1st Round, Dallas, Texas)	W	80-66
		DePaul (Midwest Region 2nd Round, Dallas, Texas)	W	82-75
		Kansas State (Midwest Region Semifinal, St. Louis, Mo.)	W	69-65
		Houston (Midwest Region Final, St. Louis, Mo.)	L	92-99
NIT	Connecticut	Dayton (1st Round, Dayton, Ohio)	L	75-76 OT
NCAA	Georgetown	Wyoming (West Region 2nd round, Logan, Utah)	W	51-43
		Fresno State (West Region Semifinal, Provo, Utah)	W	58-40
		Oregon State (West Region Final, Provo, Utah)	W	69-45
		Louisville (Final Four, New Orleans, La.)	W	50-46
		North Carolina (Final Four, New Orleans, La.)	L	62-63 2nd
NCAA	St. John's	Penn (East Region 1st Round, Uniondale, N.Y.)	W	66-56
		Alabama (East Region 2nd Round, Uniondale, N.Y.)	L	68-69
NIT	Syracuse	St. Peter's (1st Round, Syracuse, N.Y.)	W	84-75
		Bradley (2nd Round, Syracuse, N.Y.)	L	81-95
NCAA	Villanova	Northeastern (East Region 2nd Round, Uniondale, N.Y.)	W	76-72 3OT
		Memphis State (East Region Semifinal, Raleigh, N.C.)	W	70-66 OT
		North Carolina (East Region Final, Raleigh, N.C.)	L	60-70

Final 16: Boston College, Georgetown, Villanova; **Final 8:** Boston College, Georgetown, Villanova; **Final 4:** Georgetown



Reggie Williams, Georgetown

Postseason History

1980-81

NCAA Record: 3-3; **NIT Record:** 5-3

NCAA	Boston College	Ball State (Mideast Region 1st Round, Tuscaloosa, Ala.)	W	93-90
		Wake Forest (Mideast Regional, 2nd Round, Tuscaloosa, Ala.)	W	67-64
		St. Joseph's (Mideast Region Semifinal, Bloomington, Ind.)	L	41-42
NIT	Connecticut	South Florida (1st Round, Tampa, Fla.)	W	65-55
		Minnesota (2nd Round, Hartford, Conn.)	L	66-84
NCAA	Georgetown	James Madison (East Region 1st Round, Providence, R.I.)	L	55-61
NIT	St. John's	Alabama (1st Round, Jamaica, N.Y.)	L	69-73 OT
NIT	Syracuse	Marquette (1st Round, Syracuse, N.Y.)	W	88-81
		Holy Cross (2nd Round, Syracuse, N.Y.)	W	77-57
		Michigan (3rd Round, Syracuse, N.Y.)	W	91-76
		Purdue (Semifinals, MSG, New York, N.Y.)	W	70-63
		Tulsa (Championship, MSG, New York, N.Y.)	L	84-86 OT 2nd
		Virginia (East Region 2nd Round, Charlotte, N.C.)	L	50-54
NCAA	Villanova	Houston (East Region 1st Round, Charlotte, N.C.)	W	90-72
		Virginia (East Region 2nd Round, Charlotte, N.C.)	L	50-54


Final 16: Boston College

1979-80

NCAA Record: 3-3; **NIT Record:** 1-2

NIT	Boston College	Boston University (1st Round, Chestnut Hill, Mass.)	W	95-74
		Virginia (2nd Round, Charlottesville, Va.)	L	55-57
NIT	Connecticut	St. Peter's (1st Round, Storrs, Conn.)	L	56-71
NCAA	Georgetown	Iona (East Region 2nd Round, Providence, R.I.)	W	74-71
		Maryland (East Region Semifinal, Philadelphia, Pa.)	W	74-68
		Iowa (East Region Final, Philadelphia, Pa.)	L	80-81
NCAA	St. John's	Purdue (Midwest Region 2nd Round, West Lafayette, Ind.)	L	72-87
NCAA	Syracuse	Villanova (East Region 2nd Round, Providence, R.I.)	W	97-83
		Iowa (East Region Semifinal, Philadelphia, Pa.)	L	77-88

Final 16: Georgetown, Syracuse; **Final 8:** Georgetown



Eric Floyd, Georgetown

CONSENSUS ALL-AMERICA

Teams used for consensus selections: Associated Press, 1948-2012; United Press International, 1949-97; National Association of Basketball Coaches, 1957-2012; U.S. Basketball Writers Association, 1960-2012. Sporting News 1943-46, 1997-2012.

- 2017 Josh Hart (Villanova), 1st Team
- 2016 Kris Dunn (Providence), 2nd Team
- 2014 Doug McDermott (Creighton), 1st Team
- 2013 Otto Porter (Georgetown), 1st Team
- 2012 Kevin Jones (West Virginia), 2nd Team
- 2011 Kemba Walker (Connecticut), 1st Team*
- Ben Hansbrough (Notre Dame), 2nd Team
- 2010 Wes Johnson (Syracuse), 1st Team
- Scottie Reynolds (Villanova), 1st Team*
- Luke Harangody (Notre Dame), 2nd Team
- 2009 DeJuan Blair (Pittsburgh), 1st Team
- Luke Harangody (Notre Dame), 2nd Team
- Hasheem Thabeet (Connecticut), 2nd Team
- 2008 Luke Harangody (Notre Dame), 2nd Team
- 2006 Randy Foye (Villanova), 1st Team*
- Rudy Gay (Connecticut), 2nd Team
- Allan Ray (Villanova), 2nd Team
- 2005 Hakim Warrick (Syracuse), 2nd Team
- 2004 Ryan Gomes (Providence), 1st Team
- Emeka Okafor (Connecticut), 1st Team
- 2003 Carmelo Anthony (Syracuse), 2nd Team
- Troy Bell (Boston College), 2nd Team
- 2000 Troy Murphy (Notre Dame), 1st Team
- 2001 Troy Murphy (Notre Dame), 1st Team
- Troy Bell (Boston College), 2nd Team
- Michael Bradley (Villanova), 2nd Team
- 2000 Troy Murphy (Notre Dame), 1st Team
- 1999 Richard Hamilton (Connecticut), 1st team
- 1998 Pat Garrity (Notre Dame), 2nd Team
- Richard Hamilton (Connecticut), 2nd Team
- 1996 Ray Allen (Connecticut), 1st team
- Allen Iverson (Georgetown), 1st team
- Kerry Kittles (Villanova), 1st team
- John Wallace (Syracuse), 2nd team
- 1994 Donyell Marshall (Connecticut), 1st team
- 1993 Terry Dehere (Seton Hall), 2nd team
- 1992 Alonzo Mourning (Georgetown), 1st team
- 1991 Billy Owens (Syracuse), 1st team
- 1990 Derrick Coleman (Syracuse), 1st team
- Alonzo Mourning (Georgetown), 2nd team
- 1989 Sherman Douglas (Syracuse), 2nd team
- 1988 Rony Seikaly (Syracuse), 2nd team
- Jerome Lane (Pittsburgh), 2nd team
- 1987 Reggie Williams (Georgetown), 1st team
- Mark Jackson (St. John's), 2nd team
- 1986 Walter Berry (St. John's), 1st team
- 1985 Chris Mullin (St. John's), 1st team
- Patrick Ewing (Georgetown), 1st team
- Dwayne Washington (Syracuse), 2nd team
- 1984 Patrick Ewing (Georgetown), 1st team
- Chris Mullin (St. John's), 2nd team
- 1983 Patrick Ewing (Georgetown), 1st team
- 1982 Eric Floyd (Georgetown), 1st team

NCAA POSTGRADUATE SCHOLARSHIP WINNERS

- 2006 Joe Herber (West Virginia)
- 1986 Joey David (Pittsburgh)
- 1983 John Pinone (Villanova)
- 1981 Frank Gilroy (St. John's), Dan Schayes (Syracuse)
- 1980 James Sweeney (Boston College)

EASTMAN AWARD

- 1985 Patrick Ewing (Georgetown)
- 1986 Walter Berry (St. John's)

JOHN WOODEN AWARD

- 2014 Doug McDermott (Creighton)
- 1986 Walter Berry (St. John's)
- 1985 Chris Mullin (St. John's)

AP PLAYER OF THE YEAR

- 2014 Doug McDermott (Creighton)
- 1986 Walter Berry (St. John's)
- 1985 Patrick Ewing (Georgetown)

UPI PLAYER OF THE YEAR

- 1986 Walter Berry (St. John's)
- 1985 Chris Mullin (St. John's)

NABC PLAYER OF THE YEAR

- 2014 Doug McDermott (Creighton)
- 2004 Emeka Okafor (Connecticut)
- 1986 Walter Berry (St. John's)
- 1985 Patrick Ewing (Georgetown)

USBWA PLAYER OF THE YEAR

- 2014 Doug McDermott (Creighton)
- 1986 Walter Berry (St. John's)
- 1985 Chris Mullin (St. John's)

USBWA MOST COURAGEOUS ATHLETE

- 1999 Jacky Kaba (Seton Hall)
- 1994 Orlando Antigua (Pittsburgh)
- 1991 Eric Murdock (Providence)

BASKETBALL WEEKLY PLAYER OF THE YEAR

- 1985 Patrick Ewing (Georgetown)
- 1986 Walter Berry (St. John's)

BASKETBALL TIMES PLAYER OF THE YEAR

- 1990 Derrick Coleman (Syracuse)
- 1985 Patrick Ewing (Georgetown)

SPORTING NEWS PLAYER OF THE YEAR

- 2014 Doug McDermott (Creighton)
- 1986 Walter Berry (St. John's)
- 1985 Patrick Ewing (Georgetown)

Prior to BIG EAST formation:

- 1950 Paul Arizin (Villanova)

NAISMITH AWARD

- 2014 Doug McDermott (Creighton)
- 1985 Patrick Ewing (Georgetown)

FRANCES POMEROY NAISMITH AWARD

- 1980 Jim Sweeney (Boston College)
- Prior to BIG EAST formation:**
- 1976 Frank Alagia (St. John's)

BIG EAST BASKETBALL

SCHOLAR-ATHLETE OF THE YEAR

- 2017 Billy Garrett, Jr. (DePaul)
- 2016 Kellen Dunham (Butler)
- 2015 Alex Barlow (Butler)
- 2014 Alex Barlow (Butler)
- 2013 Peyton Siva (Louisville)
- 2012 Tim Abromaitis (Notre Dame)
- 2011 Tim Abromaitis (Notre Dame)
- 2010 Tim Abromaitis (Notre Dame)
- 2009 Alex Ruoff (West Virginia)
- 2008 Ted Talkington (West Virginia)
- 2007 Aaron Gray (Georgetown)
- 2006 Joe Herber (West Virginia)
- 2005 Craig Forth (Syracuse)
- 2004 Emeka Okafor (Connecticut)
- 2003 Emeka Okafor (Connecticut)
- 2002 Carlton Carter (Virginia Tech)
- 2001 Ruben Boumtje Boumtje (Georgetown)
- 2000 Lavor Postell (St. John's)
- 1999 Rob Hodgson (Rutgers)
- 1998 Pat Garrity (Notre Dame)
- 1997 Ya Ya Dia (Georgetown)
- 1996 Adrian Griffin (Seton Hall)
- 1995 Marc Molinsky (Boston College)
- 1994 Arturas Karnisovas (Seton Hall)
- 1993 Arturas Karnisovas (Seton Hall)
- 1992 Darren Morningstar (Pittsburgh)
- 1991 Greg Woodard (Villanova)
- 1990 Stephen Thompson (Syracuse)
- 1989 Ramon Ramos (Seton Hall)
- 1988 Mark Plansky (Villanova)
- 1987 Harold Jensen (Villanova)
- 1986 Ron Rowan (St. John's)
- 1985 Mike Moses (St. John's)

BIG EAST SCHOLAR-ATHLETE OF THE YEAR

- 1987 Harold Jensen (Villanova)
- 1985 Joey David (Pittsburgh)

OLYMPIANS

- 2016 Carmelo Anthony (Syracuse), Kyle Lowry (Villanova), Jimmy Butler (Marquette)
- 2012 Carmelo Anthony (Syracuse), USA gold medal
- Rimas Kaukenas (Seton Hall), Lithuania
- Andrew Sullivan (Villanova), Great Britain
- 2008 Carmelo Anthony (Syracuse), USA gold medal
- 2004 Emeka Okafor (Connecticut), Allen Iverson (Georgetown), Carmelo Anthony (Syracuse), USA bronze medal
- 2000 Ray Allen (Connecticut) & Alonzo Mourning (Georgetown), USA gold medal
- Andrew Gaze (Seton Hall), Australia
- Rowan Barrett (St. John's), Canada
- 1996 Arturas Karnishovas (Seton Hall), Lithuania bronze medal
- Andrew Gaze (Seton Hall) Australia
- 1992 Chris Mullin (St. John's) & Patrick Ewing (Georgetown), USA gold medal
- Arturas Karnishovas (Seton Hall), Lithuania bronze medal
- 1988 Charles Smith (Georgetown), USA bronze medal
- Charles Smith (Pittsburgh), USA bronze medal
- Vincente Ithier (Connecticut), Puerto Rico
- Ramon Ramos (Seton Hall), Puerto Rico
- Andrew Gaze (Seton Hall), Australia
- 1984 Chris Mullin (St. John's) & Patrick Ewing (Georgetown), USA gold medal
- Bill Wennington (St. John's), Canada

Five organizations have been used during BIG EAST history to name All-America selections. They are the Associated Press, United Press International, The Sporting News, United States Basketball Writers Association and the National Association of Basketball Coaches. The Sporting News replaced UPI in 1997. More than 300 athletes have earned distinction.

ASSOCIATED PRESS (82)

- 2017 Josh Hart, Villanova (1st Team)
- 2016 Kris Dunn, Providence (2nd Team)
- 2014 Doug McDermott, Creighton (First Team)
- 2013 Otto Porter, Georgetown (First Team)
- 2012 Kris Joseph, Syracuse (2nd Team)
- Kevin Jones, West Virginia (2nd Team)
- Jae Crowder, Marquette (3rd Team)
- 2011 Kemba Walker, Connecticut (1st Team)
- Ben Hansbrough, Notre Dame (2nd Team)
- Marshon Brooks, Providence (3rd Team)
- 2010 Wes Johnson, Syracuse (1st Team)
- Scottie Reynolds, Villanova (1st Team)
- Da'Sean Butler, West Virginia (2nd Team)
- Greg Monroe, Georgetown (3rd Team)
- Luke Harangody, Notre Dame (3rd Team)
- 2009 DeJuan Blair, Pittsburgh (1st Team)
- Hasheem Thabeet, Connecticut (2nd Team)
- Luke Harangody, Notre Dame (2nd Team)
- Jerel McNeal, Marquette (2nd Team)
- Terrence Williams, Louisville (3rd Team)
- Sam Young, Pittsburgh (3rd Team)
- 2008 Luke Harangody, Notre Dame (2nd Team)
- Roy Hibbert, Georgetown (2nd Team)
- 2007 Aaron Gray, Pittsburgh (3rd Team)
- Jeff Green, Georgetown (3rd Team)
- 2006 Randy Foye, Villanova (1st Team)
- Rudy Gay, Connecticut (2nd Team)
- Allan Ray, Villanova (3rd Team)
- 2005 Hakim Warrick, Syracuse (1st Team)
- 2004 Emeka Okafor, Connecticut (1st Team)
- Ryan Gomes, Providence (1st Team)
- Hakim Warrick, Syracuse (3rd Team)
- 2003 Carmelo Anthony, Syracuse (2nd Team)
- Troy Bell, Boston College (2nd Team)
- 2002 Brandin Knight, Pittsburgh (3rd Team)
- 2001 Troy Murphy, Notre Dame (1st Team)
- Troy Bell, Boston College (2nd Team)
- Michael Bradley, Villanova (2nd Team)
- 2000 Troy Murphy, Notre Dame (1st Team)
- 1999 Richard Hamilton, Connecticut (1st Team)
- Tim James, Miami (3rd Team)
- Ron Artest, St. John's (3rd Team)
- 1998 Richard Hamilton, Connecticut (2nd Team)
- Pat Garrity, Notre Dame (2nd Team)
- 1996 Ray Allen, Connecticut (1st Team)
- Allen Iverson, Georgetown (1st Team)
- Kerry Kittles, Villanova (1st Team)
- John Wallace, Syracuse (2nd Team)
- 1995 Kerry Kittles, Villanova (2nd Team)
- Ray Allen, Connecticut (3rd Team)
- Lawrence Moten, Syracuse (3rd Team)
- 1994 Donyell Marshall, Connecticut (1st Team)
- 1993 Terry Dehere, Seton Hall (2nd Team)
- 1992 Alonzo Mourning, Georgetown (1st Team)
- Malik Sealy, St. John's (3rd Team)
- 1991 Billy Owens, Syracuse (1st Team)
- Eric Murdock, Providence (2nd Team)
- Dikembe Mutombo, Georgetown (3rd Team)
- 1980 Reggie Carter, St. John's (2nd Team)
- 1990 Derrick Coleman, Syracuse (1st Team)
- Alonzo Mourning, Georgetown (2nd Team)
- 1989 Sherman Douglas, Syracuse (1st Team)
- Charles Smith, Georgetown (2nd Team)

- Alonzo Mourning, Georgetown (3rd Team)
- 1988 Jerome Lane, Pittsburgh (2nd Team)
- Sherman Douglas, Syracuse (3rd Team)
- 1987 Reggie Williams, Georgetown (1st Team)
- Mark Jackson, St. John's (2nd Team)
- Jerome Lane, Pittsburgh (3rd Team)
- 1986 Walter Berry, St. John's (1st Team)
- Dwayne Washington, Syracuse (3rd Team)
- 1985 Patrick Ewing, Georgetown (1st Team)
- Chris Mullin, St. John's (1st Team)
- Dwayne Washington, Syracuse (3rd Team)
- 1984 Patrick Ewing, Georgetown (1st Team)
- Chris Mullin, St. John's (2nd Team)
- 1983 Patrick Ewing, Georgetown (1st Team)
- John Pinone, Villanova (3rd Team)
- 1982 Eric Floyd, Georgetown (1st Team)
- Dan Callandrillo, Seton Hall (3rd Team)
- 1981 Eric Floyd, Georgetown (2nd Team)

UNITED PRESS INTERNATIONAL (38)

- 1996 Ray Allen, Connecticut (1st Team)
- Allen Iverson, Georgetown (1st Team)
- Kerry Kittles, Villanova (2nd Team)
- Doron Sheffer, Connecticut (3rd Team)
- John Wallace, Syracuse (3rd Team)
- 1995 Kerry Kittles, Villanova (2nd Team)
- Ray Allen, Connecticut (3rd Team)
- 1994 Donyell Marshall, Connecticut (1st Team)
- 1993 Terry Dehere, Seton Hall (2nd Team)
- 1992 Alonzo Mourning, Georgetown (1st Team)
- Malik Sealy, St. John's (2nd Team)
- 1991 Billy Owens, Syracuse (1st Team)
- Eric Murdock, Providence (2nd Team)
- Dikembe Mutombo, Georgetown (3rd Team)
- 1990 Derrick Coleman, Syracuse (1st Team)
- Billy Owens, Syracuse (3rd Team)
- 1989 Derrick Coleman, Syracuse (2nd Team)
- Charles Smith, Georgetown (2nd Team)
- Alonzo Mourning, Georgetown (3rd Team)
- 1988 Sherman Douglas, Syracuse (2nd Team)
- Rony Seikaly, Syracuse (3rd Team)
- 1987 Reggie Williams, Georgetown (1st Team)
- Mark Jackson, St. John's (2nd Team)
- Jerome Lane, Pittsburgh (3rd Team)
- 1986 Walter Berry, St. John's (1st Team)
- Dwayne Washington, Syracuse (2nd Team)
- 1985 Patrick Ewing, Georgetown (1st Team)
- Chris Mullin, St. John's (1st Team)
- Dwayne Washington, Syracuse (2nd Team)
- 1984 Patrick Ewing, Georgetown (1st Team)
- Chris Mullin, St. John's (1st Team)
- 1983 Patrick Ewing, Georgetown (2nd Team)
- Chris Mullin, St. John's (3rd Team)
- 1982 Eric Floyd, Georgetown (1st Team)
- Dan Callandrillo, Seton Hall (3rd Team)
- 1980 Reggie Carter, St. John's (2nd Team)
- Roosevelt Bouie, Syracuse (3rd Team)

SPORTING NEWS (38)

(replaced the UPI Team in 1997)

- 2017 Josh Hart, Villanova (1st Team)
- 2016 Kris Dunn, Providence (2nd Team)
- 2015 Darrun Hilliard, Villanova (Second Team)
- 2014 Doug McDermott, Creighton (First Team)
- 2013 Otto Porter, Georgetown (First Team)
- 2012 Jae Crowder, Marquette (2nd Team)
- Kevin Jones, West Virginia (3rd Team)
- 2011 Kemba Walker, Connecticut (1st Team)
- Ben Hansbrough, Notre Dame (2nd Team)
- 2010 Scottie Reynolds, Villanova (1st Team)

- Wes Johnson, Syracuse (2nd Team)
- Luke Harangody, Notre Dame (3rd Team)
- 2009 DeJuan Blair, Pittsburgh (1st Team)
- Hasheem Thabeet, Connecticut (2nd Team)
- Jerel McNeal, Marquette (2nd Team)
- Luke Harangody, Notre Dame (3rd Team)
- Sam Young, Pittsburgh (3rd Team)
- 2008 Luke Harangody, Notre Dame (2nd Team)
- 2006 Randy Foye, Villanova (1st Team)
- Allan Ray, Villanova (2nd Team)
- 2005 Hakim Warrick, Syracuse (2nd Team)
- 2004 Emeka Okafor, Connecticut (1st Team)
- Ryan Gomes, Providence (1st Team)
- Hakim Warrick, Syracuse (2nd Team)
- Andre Barrett, Seton Hall (3rd Team)
- 2003 Carmelo Anthony, Syracuse (1st Team)
- Troy Bell, Boston College (2nd Team)
- Mike Sweetney, Georgetown (3rd Team)
- 2002 Caron Butler, Connecticut (2nd Team)
- Brandin Knight, Pittsburgh (2nd Team)
- 2001 Troy Murphy, Notre Dame (1st Team)
- Troy Bell, Boston College (2nd Team)
- Michael Bradley, Villanova (2nd Team)
- 2000 Troy Murphy, Notre Dame (2nd Team)
- 1999 Richard Hamilton, Connecticut (1st Team)
- 1998 Richard Hamilton, Connecticut (2nd Team)
- Pat Garrity, Notre Dame (2nd Team)

USBWA (57)

- 2017 Josh Hart, Villanova (1st Team)
- 2016 Kris Dunn, Providence (2nd Team)
- 2014 Doug McDermott, Creighton (1st Team)
- 2013 Otto Porter, Georgetown (First Team)
- 2012 Kevin Jones, West Virginia (2nd Team)
- 2011 Kemba Walker, Connecticut (1st Team)
- Ben Hansbrough, Notre Dame (2nd Team)
- 2010 Wes Johnson, Syracuse (1st Team)
- Scottie Reynolds, Villanova (1st Team)
- Luke Harangody, Notre Dame (2nd Team)
- 2009 DeJuan Blair, Pittsburgh (1st Team)
- Luke Harangody, Notre Dame (2nd Team)
- Hasheem Thabeet, Connecticut (2nd Team)
- 2008 Luke Harangody, Notre Dame (2nd Team)
- A.J. Price, Connecticut (2nd Team)
- 2007 Jeff Green, Georgetown (2nd Team)
- 2006 Randy Foye, Villanova (1st Team)
- Rudy Gay, Connecticut (2nd Team)
- 2005 Hakim Warrick, Syracuse (2nd Team)
- 2004 Emeka Okafor, Connecticut (1st Team)
- Ryan Gomes Providence (1st Team)
- 2003 Carmelo Anthony, Syracuse (2nd Team)
- Troy Bell, Boston College (2nd Team)
- 2001 Troy Murphy, Notre Dame (1st Team)
- Troy Bell, Boston College (2nd Team)
- Michael Bradley, Villanova (2nd Team)
- 2000 Troy Murphy, Notre Dame (1st Team)
- 1999 Richard Hamilton, Connecticut (1st Team)
- 1998 Richard Hamilton, Connecticut (2nd Team)
- Pat Garrity, Notre Dame (3rd Team)
- 1996 Ray Allen, Connecticut (1st Team)
- Allen Iverson, Georgetown (1st Team)
- Kerry Kittles, Villanova (2nd Team)
- John Wallace, Syracuse (2nd Team)
- 1995 Kerry Kittles, Villanova (2nd Team)
- 1994 Donyell Marshall, Connecticut (1st Team)
- 1992 Alonzo Mourning, Georgetown (1st Team)
- Malik Sealy, St. John's (2nd Team)
- 1991 Billy Owens, Syracuse (1st Team)
- Eric Murdock, Providence (2nd Team)
- 1990 Derrick Coleman, Syracuse (1st Team)
- 1988 Rony Seikaly, Syracuse (2nd Team)
- Jerome Lane, Pittsburgh (2nd Team)

- 1987 Reggie Williams, Georgetown (1st Team)
Mark Jackson, St. John's (2nd Team)
- 1986 Walter Berry, St. John's (1st Team)
- 1985 Patrick Ewing, Georgetown (1st Team)
Chris Mullin, St. John's (1st Team)
Dwayne Washington, Syracuse (2nd Team)
- 1984 Patrick Ewing, Georgetown (1st Team)
Chris Mullin, St. John's (2nd Team)
- 1983 Patrick Ewing, Georgetown
- 1982 Eric Floyd, Georgetown
- 1980 Reggie Carter, St. John's

NATIONAL ASSOCIATION OF BASKETBALL COACHES (80)

- 2016 Kris Dunn, Providence (2nd Team)
- 2014 Doug McDermott, Creighton (First Team)
- 2013 Otto Porter, Georgetown (First Team)
- 2012 Kevin Jones, West Virginia (2nd Team)
Jae Crowder, Marquette (3rd Team)
- 2011 Kemba Walker, Connecticut (1st Team)
Ben Hansbrough, Notre Dame (2nd Team)
- 2010 Wes Johnson, Syracuse (1st Team)
Scottie Reynolds, Villanova (1st Team)
Da'Sean Butler, West Virginia (3rd Team)
Luke Harangody, Notre Dame (3rd Team)
Greg Monroe, Georgetown (3rd Team)
- 2009 Hasheem Thabeet, Connecticut (1st Team)
DeJuan Blair, Pittsburgh (2nd Team)
Luke Harangody, Notre Dame (3rd Team)
Jerel McNeal, Marquette (3rd Team)
Terrenc Wililams, Louisville (3rd Team)
- 2008 Luke Harangody, Notre Dame (1st Team)
Roy Hibbert, Georgetown (2nd Team)
- 2007 Aaron Gray, Pittsburgh (3rd Team)
Jeff Green, Georgetown (3rd Team)
- 2006 Rudy Gay, Connecticut (1st Team)
Randy Foye, Villanova (1st Team)
Allan Ray, Villanova (2nd Team)
Kevin Pittsnogle, West Virginia (3rd Team)
- 2005 Hakim Warrick, Syracuse (1st Team)
Craig Smith, Boston College (2nd Team)
- 2004 Emeka Okafor, Connecticut (1st Team)
Ryan Gomes, Providence (2nd Team)
Hakim Warrick, Syracuse (3rd Team)
- 2003 Carmelo Anthony, Syracuse (2nd Team)
Mike Sweetney, Georgetown (2nd Team)
Emeka Okafor, Connecticut (3rd Team)

- 2001 Troy Murphy, Notre Dame (1st Team)
Troy Bell, Boston College (2nd Team)
Michael Bradley, Villanova (2nd Team)
- 2000 Troy Murphy, Notre Dame (2nd Team)
Eton Thomas, Syracuse (3rd Team)
- 1999 Richard Hamilton, Connecticut (1st Team)
Tim James, Miami (3rd Team)
Ron Artest, St. John's (3rd Team)
- 1998 Richard Hamilton, Connecticut (2nd Team)
Pat Garrity, Notre Dame (2nd Team)
- 1996 Ray Allen, Connecticut (1st Team)
Allen Iverson, Georgetown (1st Team)
Kerry Kittles, Villanova (1st Team)
John Wallace, Syracuse (2nd Team)
- 1995 Kerry Kittles, Villanova (2nd Team)
Ray Allen, Connecticut (3rd Team)
Lawrence Moten, Syracuse (3rd Team)
Donyell Marshall, Connecticut (1st Team)
Bill Curley, Boston College (3rd Team)
- 1993 Terry Dehere, Seton Hall (3rd Team)
- 1992 Alonzo Mourning, Georgetown (2nd Team)
- 1991 Billy Owens, Syracuse (1st Team)
Alonzo Mourning, Georgetown (3rd Team)
Eric Murdock, Providence (3rd Team)
- 1990 Derrick Coleman, Syracuse (1st Team)
Alonzo Mourning, Georgetown (1st Team)
Billy Owens, Syracuse (3rd Team)
- 1989 Derrick Coleman, Syracuse (3rd Team)
Sherman Douglas, Syracuse (3rd Team)
- 1988 Rony Seikaly, Syracuse (2nd Team)
Charles Smith, Pittsburgh (2nd Team)
- 1987 Reggie Williams, Georgetown (1st Team)
Mark Jackson, St. John's (2nd Team)
Jerome Lane, Pittsburgh (3rd Team)
- 1986 Walter Berry, St. John's (1st Team)
Dwayne Washington, Syracuse (3rd Team)
- 1985 Patrick Ewing, Georgetown (1st Team)
Chris Mullin, St. John's (1st Team)
Dwayne Washington, Syracuse (3rd Team)
- 1984 Patrick Ewing, Georgetown (1st Team)
Chris Mullin, St. John's (1st Team)
- 1983 Patrick Ewing, Georgetown (1st Team)
- 1982 Eric Floyd, Georgetown (1st Team)
John Bagley, Boston College (3rd Team)
Dan Callandrillo, Seton Hall (3rd Team)
- 1980 Roosevelt Bouie, Syracuse (3rd Team)

COSIDA ACADEMIC

ALL-AMERICA TEAM (25)


- 2015 Alex Barlow, Butler (Second Team)
- 2011 Tim Abromaitis, Notre Dame (1st Team)
- 2010 Tim Abromaitis, Notre Dame (1st Team)
- 2009 Alex Ruoff, West Virginia (1st Team)
- 2008 Alex Ruoff, West Virginia (3rd Team)
- 2006 Chris Quinn, Notre Dame (1st Team)
Johannes Herber, West Virginia (1st Team)
Johannes Herber, West Virginia (1st Team)
Craig Forth, Syracuse (2nd Team)
- 2004 Emeka Okafor, Connecticut (1st Team)
Craig Forth, Syracuse (3rd Team)
Joe Herber, West Virginia (3rd Team)
- 2003 Emeka Okafor, Connecticut (1st Team)
James Jones, Miami (2nd Team)
- 1998 Pat Garrity, Notre Dame (1st Team)
Damian Owens, West Virginia (2nd Team)
Pat Garrity, Notre Dame (1st Team)
- 1994 Arturas Karnishovas, Seton Hall (2nd Team)
- 1987 Harold Jensen, Villanova (1st Team)
- 1986 Harold Jensen, Villanova (1st Team)
Joey David, Pittsburgh (2nd Team)
- 1983 John Pinone, Villanova (1st Team)
- 1982 John Pinone, Villanova
- 1981 Dan Schayes, Syracuse
- 1980 James Sweeney, Boston College

SENIOR CLASS AWARD (4)

- 2017 Josh Hart, Villanova
- 2015 Alex Barlow, Butler
- 2014 Doug McDermott, Creighton
- 2010 Da'Sean Butler, West Virginia



John Pinone, Villanova



Walter Berry, St. John's

NCAA FINAL FOUR MVPS


- 2016 Ryan Arcidiacono (Villanova)
- 2013 Luke Hancock (Louisville)
- 2011 Kemba Walker (Connecticut)
- 2004 Emeka Okafor (Connecticut)
- 2003 Carmelo Anthony (Syracuse)
- 1999 Richard Hamilton (Connecticut)
- 1985 Ed Pinckney (Villanova)
- 1984 Patrick Ewing (Georgetown)

NCAA FINAL FOUR ALL-TOURNAMENT CHOICES

- 2016 Ryan Arcidiacono, Phil Booth, Josh Hart (Villanova)
- 2013 Luke Hancock, Peyton Siva, Chance Benhanan (Louisville)
- 2011 Kemba Walker and Jeremy Lamb (Connecticut)
- 2004 Emeka Okafor, Ben Gordon and Rashad Anderson (Connecticut)
- 2003 Carmelo Anthony and Gerry McNamara (Syracuse)
- 1999 Richard Hamilton Ricky Moore and Khalid El-Amin (Connecticut)
- 1996 John Wallace and Todd Borgan (Syracuse)
- 1989 Gerald Greene and John Morton (Seton Hall)
- 1987 Sherman Douglas and Derrick Coleman (Syracuse)
- 1985 Ed Pinckney, Dwayne McClain, Harold Jensen and Gary McLain (Villanova); Patrick Ewing (Georgetown)
- 1984 Patrick Ewing and Michael Graham (Georgetown)
- 1982 Patrick Ewing and Eric Floyd (Georgetown)

NIT MOST VALUABLE PLAYERS

- 2007 Frank Young, West Virginia
- 2003 Marcus Hatten, St. John's
- 1989 Jayson Williams, St. John's
- 1988 Phil Gamble, Connecticut



Ed Pinckney, Villanova


NCAA REGIONAL ALL-TOURNAMENT CHOICES

- 2017 West San Jose Trevon Bluiett, J.P. Macura (Xavier)
- 2016 South Louisville Kris Jenkins (MOP), Ryan Arcidiacono, Josh Hart, Daniel Ochefu (Villanova)
- 2013 Midwest Indianapolis Russ Smith (MOP), Peyton Siva, Gorgui Dieng (Louisville)
- 2012 East Boston Scoop Jardine (Syracuse)
- West Phoenix Chane Behanan (MVP), Gorgui Dieng and Peyton Siva (Louisville)
- 2011 West Anaheim Kemba Walker (MVP) and Jeremy Lamb, Connecticut
- 2010 East Syracuse Joe Mazzulla (MVP), Da'Sean Butler (West Virginia)
- 2009 East Boston Scottie Reynolds (MVP), Dwayne Anderson and Dante Cunningham (Villanova); DeJuan Blair and Sam Young (Pittsburgh)
- Midwest Indianapolis Earl Clark, Louisville
- South Memphis Jonny Flynn, Syracuse
- West Glendale A.J. Price (MVP) and Kemba Walker (Connecticut)
- 2008 East Charlotte Earl Clark (Louisville), Jerry Smith (Louisville)
- 2007 East East Rutherford Ray Hibbert (Georgetown), Jeff Green (Georgetown), DaJuan Summers (Georgetown)
- 2006 Washington D.C. Rudy Gay (Connecticut) and Marcus Williams (Connecticut)
- Minneapolis Randy Foye (Villanova)
- 2005 Syracuse Randy Foye (Villanova)
- Albuquerque Kevin Pittsnogle and Patrick Beilein (West Virginia)
- 2004 Phoenix Ben Gordon, Rashad Anderson and Emeka Okafor (Connecticut)
- 2003 East Albany Carmelo Anthony and Hakim Warrick (Syracuse)
- South San Antonio Emeka Okafor (Connecticut)
- 2002 East Syracuse Caron Butler and Tony Robertson (Connecticut)
- 1999 West Phoenix Richard Hamilton, Ricky Moore and Kevin Freeman (Connecticut)
- South Knoxville Erick Barkley and Lavor Postell (St. John's)
- 1998 East Greensboro Richard Hamilton and Khalid El-Amin (Connecticut)
- 1997 Southeast Birmingham God Shammgod and Jamel Thomas (Providence)
- 1996 East Atlanta Allen Iverson (Georgetown)
- West Denver John Wallace and Otis Hill (Syracuse)
- 1995 West Oakland Ray Allen and Donny Marshall (Connecticut)
- Southeast Birmingham Allen Iverson (Georgetown)
- 1994 East Miami Bill Curley and Howard Easley (Boston College)
- West Los Angeles Lawrence Moten and Adrian Autry (Syracuse)
- 1993 None
- 1992 East Philadelphia Gordon Winchester (Seton Hall)
- 1991 Midwest Pontiac Malik Sealy and Jason Buchanan (St. John's)
- West Seattle Terry Dehere (Seton Hall)
- 1990 East E. Rutherford Chris Smith and Tate George (Connecticut)
- 1989 West Denver Andrew Gaze (MVP), Daryll Walker and Gerald Greene (Seton Hall)
- Midwest Minneapolis Sherman Douglas and Billy Owens (Syracuse)
- East E. Rutherford Charles Smith and Alonzo Mourning (Georgetown)
- 1988 Southeast Birmingham Doug West and Kenny Wilson (Villanova)
- 1987 Southeast Louisville Billy Donovan (MVP), Darryl Wright and Steve Wright (Providence); Reggie Williams (Georgetown)
- East E. Rutherford Rony Seikaly (MVP), Sherman Douglas and Derrick Coleman (Syracuse)
- 1986 None
- 1985 East Providence Patrick Ewing (MVP) and David Wingate (Georgetown)
- West Denver Chris Mullin (MVP) and Walter Berry (St. John's)
- Midwest Dallas Michael Adams (Boston College)
- Southeast Birmingham Ed Pinckney (MVP) and Harold Pressley (Villanova)
- 1984 West Los Angeles Patrick Ewing (MVP) and Michael Graham (Georgetown)
- 1983 Midwest Kansas City John Pinone (Villanova)
- West Ogden Jay Murphy and Michael Adams (Boston College)
- 1982 East Raleigh John Pinone and Ed Pinckney (Villanova)
- Midwest St. Louis John Bagley (Boston College)
- West Provo Eric Floyd (MVP) and Patrick Ewing (Georgetown)
- 1981 Midwest Bloomington John Bagley (Boston College)
- 1980 East Philadelphia Eric Floyd, Craig Shelton and John Duren (Georgetown)

PLAYERS FROM BIG EAST SCHOOLS IN THE NBA

Player	School	Current Team
Ryan Arcidiacono	Villanova (2012-16)	Chicago Bulls
Vander Blue	Marquette (2010-13)	Los Angeles Lakers
Jimmy Butler +	Marquette (2007-11)	Minnesota Timberwolves
Dwight Buycks	Marquette (2009-11)	Detroit Pistons
Wilson Chandler +	DePaul (2005-07)	Denver Nuggets
Semaj Christon	Xavier (2012-14)	Oklahoma City Thunder
Jae Crowder	Marquette (2010-12)	Cleveland Cavaliers
Jordan Crawford	Xavier (2009-12)	New Orleans Pelicans
Kris Dunn +	Providence (2013-16)	Chicago Bulls
Henry Ellenson +	Marquette (2015-16)	Detroit Pistons
Jeff Green +	Georgetown (2004-07)	Cleveland Cavaliers
Moe Harkless +	St. John's (2011-12)	Portland Trail Blazers
Josh Hart +	Villanova (2013-17)	Los Angeles Lakers
Gordon Hayward +	Butler (2008-10)	Boston Celtics
Darrun Hilliard	Villanova (2011-15)	San Antonio Spurs
Kyle Korver	Creighton (1999-2003)	Cleveland Cavaliers
Kyle Lowry +	Villanova (2004-06)	Toronto Raptors
Shelvin Mack	Butler (2008-11)	Orlando Magic
Wesley Matthews	Marquette (2005-09)	Dallas Mavericks
Doug McDermott +	Creighton (2010-14)	New York Knicks
Greg Monroe +	Georgetown (2008-10)	Milwaukee Bucks
Daniel Ochefu	Villanova (2012-16)	Washington Wizards
Justin Patton +	Creighton (2016-17)	Minnesota Timberwolves
Otto Porter +	Georgetown (2011-13)	Washington Wizards
JaKarr Sampson	St. John's (2012-14)	Sacramento Kings
Edmond Sumner	Xavier (2014-17)	Indiana Pacers
Anthony Tolliver	Creighton (2003-07)	Detroit Pistons
Dwyane Wade +	Marquette (2001-03)	Chicago Bulls
David West +	Xavier (1999-2003)	Golden State Warriors
Isaiah Whitehead	Seton Hall (2014-16)	Brooklyn Nets
Jamil Wilson	Marquette (2011-14)	Los Angeles Clippers

+ First Round Draft Pick



Kyle Lowry,
Toronto Raptors



Moe Harkless,
Portland Trail Blazers



Isaiah Whitehead,
Brooklyn Nets

BIG EAST NBA CHAMPIONS

The following BIG EAST alumni have captured championship rings in the National Basketball Association.

Player (School)	Team	Season
David West (Xavier '03)	Golden State Warriors	2017
James Jones (Miami '03)	Cleveland Cavaliers	2016
	Miami Heat	2013
	Miami Heat	2012
Caron Butler (Connecticut '02)	Dallas Mavericks	2011
Dominique Jones (USF '09)	Dallas Mavericks	2011
Ron Artest (St. John's '99)	Los Angeles Lakers	2010
Ray Allen (Connecticut '96)	Boston Celtics	2008
James White (Cincinnati '06)	San Antonio Spurs	2007
Alonzo Mourning (Georgetown '92)	Miami Heat	2006
Richard Hamilton (Connecticut '99)	Detroit Pistons	2004
John Celestand (Villanova '99)	Los Angeles Lakers	2000
Travis Knight (Connecticut '96)	Los Angeles Lakers	2000
Jaren Jackson (Georgetown '89)	San Antonio Spurs	1999
Andrew Gaze (Seton Hall)	San Antonio Spurs	1999
Scott Burrell (Connecticut '93)	Chicago Bulls	1998
Dickey Simpkins (Providence '94)	Chicago Bulls	1998
		1997
		1996
Bill Wennington (St. John's '85)	Chicago Bulls	1998
		1997
		1996
Otis Thorpe (Providence '84)	Houston Rockets	1994

NBA Draft Selections

Boston College (12), Cincinnati (2), Connecticut (32), Creighton (2), DePaul (2), Georgetown (30), Louisville (4), Marquette (6), Miami (4), Notre Dame (4), Pittsburgh (13), Providence (20), Rutgers (2), St. John's (28), Seton Hall (10), USF (2), Syracuse (35), Villanova (25), West Virginia (4), Xavier (2). Total: 240.

2017

RoundPlayer (School)

- 1st Justin Patton (Creighton)
- 1st Josh Hart (Villanova)
- 2nd Edmond Sumner (Xavier)

Drafted By:

- Chicago Bulls (Traded to Minnesota)
- Utah Jazz (Traded to L.A. Lakers)
- New Orleans Pelicans (Traded to Indiana Pacers)

2016

RoundPlayer (School)

- 1st Kris Dunn (Providence)
- 1st Henry Ellenson (Marquette)
- 2nd Isaiah Whitehead (Seton Hall)
- 2nd Ben Bentil (Providence)

Drafted By:

- Minnesota Timberwolves
- Detroit Pistons
- Utah Jazz (traded to Brooklyn Nets)
- Boston Celtics

2015

RoundPlayer (School)

- 2nd Darrun Hilliard (Villanova)
- 2nd Sir'Dominic Pointer (St. John's)

Drafted By:

- Detroit Pistons
- Cleveland Cavaliers

2014

RoundPlayer (School)

- 1st Doug McDermott (Creighton)
- 2nd Semaj Christon (Xavier)

Drafted By:

- Denver Nuggets (traded to Chicago Bulls)
- Miami Heat (traded to Oklahoma City Thunder)

2013

RoundPlayer (School)

- 1st Otto Porter (Georgetown)
- 1st Michael Carter-Williams (Syracuse)
- 1st Steven Adams (Pittsburgh)
- 1st Gorgui Dieng (Louisville)
- 2nd Ricky Ledo (Providence)
- 2nd Peyton Siva (Louisville)

Drafted By:

- Washington Wizards
- Philadelphia 76ers
- Oklahoma City Thunder
- Utah Jazz
- Dallas Mavericks
- Detroit Pistons

2012

RoundPlayer (School)

- 1st Dion Waiters (Syracuse)
- 1st Andre Drummond (Connecticut)
- 1st Jeremy Lamb (Connecticut)
- 1st Moe Harkless (St. John's)
- 1st Fab Melo (Syracuse)
- 2nd Jae Crowder (Marquette)
- 2nd Kris Joseph (Syracuse)
- 2nd Darius Johnson-Odom (Marquette)

Drafted By:

- Cleveland Cavaliers
- Detroit Pistons
- Houston Rockets
- Philadelphia 76ers
- Boston Celtics
- Cleveland Cavaliers (traded to Dallas Mavericks)
- Boston Celtics
- Dallas Mavericks

2011

RoundPlayer (School)

- 1st Kemba Walker (Connecticut)
- 1st Marshon Brooks (Providence)
- 1st Jimmy Butler (Marquette)

Drafted By:

- Charlotte Bobcats
- Boston Celtics (traded to New Jersey Nets)
- Chicago Bulls

2010

RoundPlayer (School)

- 1st Wes Johnson (Syracuse)
- 1st Greg Monroe (Georgetown)
- 1st Dominique Jones (USF)
- 1st Lazar Hayward (Marquette)
- 2nd Andy Rautins (Syracuse)
- 2nd Lance Stephenson (Cincinnati)
- 2nd Da'Sean Butler (West Virginia)
- 2nd Devin Ebanks (West Virginia)

Drafted By:

- Minnesota Timberwolves
- Detroit Pistons
- Memphis Grizzlies (traded to Dallas Mavericks)
- Washington Wizards (traded to Minnesota Timberwolves)
- New York Knicks
- Indiana Pacers
- Miami Heat
- Los Angeles Lakers

- 2nd Luke Harangody (Notre Dame)
- 2nd Hamady Ndiaye (Rutgers)

- Boston Celtics
- Minnesota Timberwolves (traded to Washington Wizards)
- Orlando Magic

2009

RoundPlayer (School)

- 1st Hasheem Thabeet (Connecticut)
- 1st Jonny Flynn (Syracuse)
- 1st Terrence Williams (Louisville)
- 1st Earl Clark (Louisville)
- 2nd Dante Cunningham (Villanova)
- 2nd DaJuan Summers (Georgetown)
- 2nd Sam Young (Pittsburgh)
- 2nd DeJuan Blair (Pittsburgh)
- 2nd A.J. Price (Connecticut)

Drafted By:

- Memphis Grizzlies
- Minnesota Timberwolves
- New Jersey Nets
- Phoenix Suns
- Portland Trailblazers
- Detroit Pistons
- Memphis Grizzlies
- San Antonio Spurs
- Indiana Pacers

2008

RoundPlayer (School)

- 1st Joe Alexander (West Virginia)
- 1st Roy Hibbert (Georgetown)
- 1st Donte Greene (Syracuse)
- 2nd Patrick Ewing Jr. (Georgetown)

Drafted By:

- Milwaukee Bucks
- Toronto Raptors (traded to Indiana Pacers)
- Memphis Grizzlies
- Sacramento Kings (traded to Houston Rockets)

2007

RoundPlayer (School)

- 1st Jeff Green (Georgetown)
- 1st Wilson Chandler (DePaul)
- 2nd Aaron Gray (Pittsburgh)
- 2nd Demetris Nichols (Syracuse)
- 2nd Herbert Hill (Providence)
- 2nd Sammy Mejia (DePaul)

Drafted By:

- Boston Celtics (traded to Seattle SuperSonics)
- New York Knicks
- Chicago Bulls
- Portland Trail Blazers (traded to New York Knicks)
- Utah Jazz (traded to Philadelphia 76ers)
- Detroit Pistons

2006

RoundPlayer (School)

- 1st Randy Foye (Villanova)
- 1st Rudy Gay (Connecticut)
- 1st Hilton Armstrong (Connecticut)
- 1st Quincy Douby (Rutgers)
- 1st Marcus Williams (Connecticut)
- 1st Josh Boone (Connecticut)
- 1st Kyle Lowry (Villanova)
- 2nd James White (Cincinnati)
- 2nd Steve Novak (Marquette)
- 2nd Solomon Jones (USF)
- 2nd Denham Brown (Connecticut)

Drafted By:

- Boston Celtics (traded to Minnesota Timberwolves via Portland)
- Houston Rockets (traded to Memphis Grizzlies)
- New Orleans/Oklahoma City Hornets
- Sacramento Kings
- New Jersey Nets
- New Jersey Nets
- Memphis Grizzlies
- Portland Trail Blazers (traded to Indiana Pacers)
- Houston Rockets
- Atlanta Hawks
- Seattle SuperSonics

2005

RoundPlayer (School)

- 1st Charlie Villanueva (Connecticut)
- 1st Hakim Warrick (Syracuse)
- 2nd Chris Taft (Pittsburgh)
- 2nd Ryan Gomes (Providence)

Drafted By:

- Toronto Raptors
- Memphis Grizzlies
- Golden State Warriors
- Boston Celtics

2004

RoundPlayer (School)

- 1st Emeka Okafor (Connecticut)
- 1st Ben Gordon (Connecticut)
- 2nd Marcus Douthit (Providence)

Drafted By:

- Charlotte Bobcats
- Chicago Bulls
- Los Angeles Lakers

NBA Draft Selections



2003

RoundPlayer (School)

- 1st Carmelo Anthony (Syracuse)
- 1st Mike Sweetney (Georgetown)
- 1st Troy Bell (Boston College)

- 2nd James Jones (Miami)

Drafted by:

- Denver Nuggets
- New York Knicks
- Boston Celtics
- (traded to Memphis Grizzlies)
- Indiana Pacers

2002

RoundPlayer (School)

- 1st Caron Butler (Connecticut)
- 1st Ryan Humphrey (Notre Dame)

- 1st John Salmons (Miami)

Drafted by:

- Miami Heat
- Utah Jazz
- (traded to Orlando Magic)
- San Antonio Spurs
- (traded to Philadelphia 76ers)

2001

RoundPlayer (School)

- 1st Eddie Griffin (Seton Hall)
- 1st Troy Murphy (Notre Dame)
- 1st Michael Bradley (Villanova)
- 1st Samuel Dalembert (Seton Hall)
- 2nd Omar Cook (St. John's)
- 2nd Damon Brown (Syracuse)
- 2nd Ruben Boumtje-Boumtje (Georgetown)

Drafted by:

- New Jersey Nets
- Golden State Warriors
- Toronto Raptors
- Philadelphia 76ers
- Orlando Magic
- Philadelphia 76ers
- Portland Trail Blazers

2000

RoundPlayer (School)

- 1st Etan Thomas (Syracuse)
- 1st Erick Barkley (St. John's)
- 2nd Jake Voskuhl (Connecticut)
- 2nd Khalid El-Amin (Connecticut)
- 2nd Lavor Postell (St. John's)
- 2nd Jason Hart (Syracuse)

Drafted by:

- Dallas Mavericks
- Portland Trail Blazers
- Chicago Bulls
- Chicago Bulls
- New York Knicks
- Milwaukee Bucks

1999

RoundPlayer (School)

- 1st Richard Hamilton (Connecticut)
- 1st Ron Artest (St. John's)
- 1st Tim James (Miami)
- 1st Vontee Cummings (Pittsburgh)

- 2nd John Celestand (Villanova)

Drafted by:

- Washington Wizards
- Chicago Bulls
- Miami Heat
- Indiana Pacers
- (traded to Golden State)
- Los Angeles Lakers

1998

RoundPlayer (School)

- 1st Pat Garrity (Notre Dame)

- 1st Felipe Lopez (St. John's)

- 2nd Jahidi White (Georgetown)

Drafted by:

- Milwaukee Bucks
- (traded to Phoenix)
- San Antonio Spurs
- (traded to Vancouver)
- Washington Wizards

1997

RoundPlayer (School)

- 1st Tim Thomas (Villanova)
- 1st Austin Croshere (Providence)
- 2nd Jason Lawson (Villanova)
- 2nd Gordon Malone (West Virginia)
- 2nd God Shammgod (Providence)
- 2nd Alvin Williams (Villanova)
- 2nd Mark Blount (Pittsburgh)

Drafted by:

- New Jersey Nets
- Indiana Pacers
- Denver Nuggets
- Minnesota Timberwolves
- Washington Wizards
- Portland Trail Blazers
- Seattle Supersonics

1996

RoundPlayer (School)

- 1st Allen Iverson (Georgetown)
- 1st Ray Allen (Connecticut)
- 1st Kerry Kittles (Villanova)
- 1st John Wallace (Syracuse)
- 1st Jerome Williams (Georgetown)
- 1st Travis Knight (Connecticut)
- 2nd Othella Harrington (Georgetown)
- 2nd Doron Sheffer (Connecticut)

Drafted by:

- Philadelphia 76ers
- Minnesota Timberwolves
- New Jersey Nets
- New York Knicks
- Detroit Pistons
- Chicago Bulls
- Houston Rockets
- Los Angeles Clippers

1995

RoundPlayer (School)

- 1st Eric Williams (Providence)
- 2nd Lawrence Moten (Syracuse)
- 2nd Donny Marshall (Connecticut)
- 2nd Constantin Popa (Miami)
- 2nd Troy Brown (Providence)
- 2nd Don Reid (Georgetown)

Drafted by:

- Boston Celtics
- Vancouver Grizzlies
- Cleveland Cavaliers
- Los Angeles Clippers
- Atlanta Hawks
- Detroit Pistons

1994

RoundPlayer (School)

- 1st Donyell Marshall (Connecticut)
- 1st Eric Mobley (Pittsburgh)
- 1st Dickey Simpkins (Providence)
- 1st Bill Curley (Boston College)
- 2nd Howard Easley (Boston College)
- 2nd Michael Smith (Providence)
- 2nd Shawnelle Scott (St. John's)

Drafted by:

- Minnesota Timberwolves
- Milwaukee Bucks
- Chicago Bulls
- San Antonio Spurs
- Minnesota Timberwolves
- Sacramento Kings
- Portland Trail Blazers

1993

RoundPlayer (School)

- 1st Terry Dehere (Seton Hall)
- 1st Luther Wright (Seton Hall)
- 1st Scott Burrell (Connecticut)
- 2nd Conrad McRae (Syracuse)

Drafted by:

- Los Angeles Clippers
- Utah Jazz
- Charlotte Hornets
- Washington Bullets

1992

RoundPlayer (School)

- 1st Alonzo Mourning (Georgetown)
- 1st Malik Sealy (St. John's)
- 1st Dave Johnson (Syracuse)
- 2nd Chris Smith (Connecticut)
- 2nd Robert Werdann (St. John's)
- 2nd Darren Morningstar (Pittsburgh)

Drafted by:

- Charlotte Hornets
- Indiana Pacers
- Portland Trail Blazers
- Minnesota Timberwolves
- Denver Nuggets
- Boston Celtics

1991

RoundPlayer (School)

- 1st Billy Owens (Syracuse)
- 1st Dikembe Mutombo (Georgetown)
- 1st Anthony Avent (Seton Hall)
- 1st Eric Murdock (Providence)
- 1st LeRon Ellis (Syracuse)

Drafted by:

- Sacramento Kings
- Denver Nuggets
- Atlanta Hawks
- Utah Jazz
- Los Angeles Clippers

1990

RoundPlayer (School)

- 1st Derrick Coleman (Syracuse)
- 1st Tate George (Connecticut)
- 1st Jayson Williams (St. John's)
- 2nd Abdul Shamsid-Deen (Providence)

Drafted by:

- New Jersey Nets
- New Jersey Nets
- Phoenix Suns
- Dallas Mavericks

1989

RoundPlayer (School)

- 1st Dana Barros (Boston College)
- 1st John Morton (Seton Hall)
- 2nd Sherman Douglas (Syracuse)
- 2nd Cliff Robinson (Connecticut)
- 2nd Doug West (Villanova)

Drafted by:

- Seattle Supersonics
- Cleveland Cavaliers
- Miami Heat
- Portland Trail Blazers
- Minnesota Timberwolves

1988

Round Player (School)

- 1st Charles Smith (Pittsburgh)
- 1st Rony Seikaly (Syracuse)
- 1st Mark Bryant (Seton Hall)
- 1st Jerome Lane (Pittsburgh)
- 2nd Shelton Jones (St. John's)

Drafted by:

- Philadelphia 76ers
- Miami Heat
- Portland Trail Blazers
- Denver Nuggets
- San Antonio Spurs

1987

RoundPlayer (School)

- 1st Reggie Williams (Georgetown)
- 1st Mark Jackson (St. John's)
- 3rd Willie Glass (St. John's)
- 3rd Billy Donovan (Providence)
- 6th Howard Triche (Syracuse)
- 6th Harold Jensen (Villanova)

Drafted by:

- Los Angeles Clippers
- New York Knicks
- Los Angeles Lakers
- Utah Jazz
- New York Knicks
- Cleveland Cavaliers

1986

RoundPlayer (School)

- 1st Dwayne Washington (Syracuse)
- 1st Walter Berry (St. John's)
- 1st Harold Pressley (Villanova)
- 2nd Rafael Addison (Syracuse)
- 2nd David Wingate (Georgetown)
- 2nd Michael Jackson (Georgetown)
- 3rd Wendell Alexis (Syracuse)
- 3rd Ron Rowan (St. John's)
- 5th Dominic Pressley (Boston College)
- 5th Earl Kelley (Connecticut)
- 6th Chuck Everson (Villanova)
- 6th Andre McCloud (Seton Hall)
- 7th Ralph Dalton (Georgetown)

Drafted by:

- New Jersey Nets
- Portland Trail Blazers
- Sacramento Kings
- Phoenix Suns
- Philadelphia 76ers
- New York Knicks
- Golden State Warriors
- Philadelphia 76ers
- Seattle Supersonics
- San Antonio Spurs
- Utah Jazz
- Philadelphia 76ers
- Cleveland Cavaliers

1985

RoundPlayer (School)

- 1st Patrick Ewing (Georgetown)
- 1st Chris Mullin (St. John's)
- 1st Ed Pinckney (Villanova)
- 1st Bill Wennington (St. John's)
- 2nd Bill Martin (Georgetown)
- 2nd Dwayne McClain (Villanova)
- 3rd Michael Adams (Boston College)
- 5th Ray Knight (Providence)
- 6th Stu Primus (Boston College)
- 7th Gary McLain (Villanova)

Drafted by:

- New York Knicks
- Golden State Warriors
- Phoenix Suns
- Dallas Mavericks
- Indiana Pacers
- Indiana Pacers
- Sacramento Kings
- Milwaukee Bucks
- Indiana Pacers
- New Jersey Nets

1984

RoundPlayer (School)

- 1st Otis Thorpe (Providence)
- 2nd Jay Murphy (Boston College)
- 3rd Jeff Allen (St. John's)
- 5th Gene Smith (Georgetown)
- 6th Clyde Vaughan (Pittsburgh)
- 7th Sean Kerins (Syracuse)
- 8th Frank Dobbs (Villanova)
- 9th Fred Brown (Georgetown)
- 10th Martin Clark (Boston College)

Drafted by:

- Kansas City Kings
- Golden State Warriors
- Kansas City Kings
- Indiana Pacers
- Indiana Pacers
- New Jersey Nets
- Philadelphia 76ers
- Atlanta Hawks
- Philadelphia 76ers

1983

RoundPlayer (School)

- 1st Leo Rautins (Syracuse)
- 2nd Stewart Granger (Villanova)
- 2nd John Garris (Boston College)
- 2nd David Russell (St. John's)
- 2nd Kevin Williams (St. John's)
- 3rd Erich Santifer (Syracuse)
- 3rd John Pinone (Villanova)
- 3rd Bruce Kuczenski (Connecticut)
- 3rd Billy Goodwin (St. John's)
- 4th Ron Crevier (Boston College)
- 7th Ron Jackson (Providence)
- 7th Tony Bruin (Syracuse)
- 7th Mike Mulquin (Villanova)
- 8th Trent Johnson (Pittsburgh)
- 8th Bob Kelly (St. John's)

Drafted by:

- Philadelphia 76ers
- Cleveland Cavaliers
- Cleveland Cavaliers
- Denver Nuggets
- San Antonio Spurs
- Detroit Pistons
- Atlanta Hawks
- New Jersey Nets
- Milwaukee Bucks
- Chicago Bulls
- Boston Celtics
- Philadelphia 76ers
- Phoenix Suns
- Boston Celtics
- Milwaukee Bucks

1982

RoundPlayer (School)

- 1st John Bagley (Boston College)
- 1st Eric Floyd (Georgetown)
- 3rd Corny Thompson (Connecticut)
- 4th Chuck Aleksinas (Connecticut)
- 4th Eric Smith (Georgetown)
- 5th Mike McKay (Connecticut)
- 5th Aaron Howard (Villanova)
- 5th Howard McNeil (Seton Hall)
- 8th Dan Callandrillo (Seton Hall)
- 9th Ed Spriggs (Georgetown)

Drafted by:

- Cleveland Cavaliers
- New Jersey Nets
- Dallas Mavericks
- Chicago Bulls
- Portland Trail Blazers
- Utah Jazz
- New York Knicks
- Los Angeles Lakers
- Houston Rockets
- Boston Celtics

1981

RoundPlayer (School)

- 1st Dan Schayes (Syracuse)
- 3rd Wayne McKoy (St. John's)
- 4th Eddie Moss (Syracuse)
- 4th Alex Bradley (Villanova)
- 7th Tom Sienkiewicz (Villanova)
- 8th Curtis Redding (St. John's)
- 8th Frank Gilroy (St. John's)
- 9th Rudy Williams (Providence)
- 10th Mike Frazier (Georgetown)

Drafted by:

- Utah Jazz
- New York Knicks
- Dallas Mavericks
- New York Knicks
- Seattle Supersonics
- Denver Nuggets
- Philadelphia 76ers
- New Jersey Nets
- Atlanta Hawks


1980

RoundPlayer (School)

- 1st John Duren (Georgetown)
- 2nd Craig Shelton (Georgetown)
- 2nd Louis Orr (Syracuse)
- 2nd Roosevelt Bouie (Syracuse)
- 6th Bernard Rencher (St. John's)
- 8th Al Dutch (Georgetown)
- 10th John Nolan (Providence)

Drafted by:

- Utah Jazz
- Atlanta Hawks
- Indiana Pacers
- Dallas Mavericks
- Chicago Bulls
- Seattle Supersonics
- Boston Celtics



Otis Thorpe, Providence

Attendance History



BIG EAST TOTAL ATTENDANCE: ALL HOME GAMES

(CONFERENCE AND NON-CONFERENCE)

BUTLER

	Total	Avg.	Games
2014	116,816	7,788	(15 games) — 59th
2015	117,970	7,373	(16 games) — 66th
2016	130,637	8,164	(16 games) — 58th
2017	133,724	8,357	(16 games) — 57th

CREIGHTON

	Total	Avg.	Games
2014	286,329	17,896	(16 games) — 5th
2015	289,808	17,048	(17 games) — 6th
2016	302,887	15,941	(19 games) — 10th
2017	296,013	17,412	(17 games) — 5th

DEPAUL

	Total	Avg.	Games
2006	138,560	9,897	(14 games) — 43rd
2007	162,320	10,145	(16 games) — 44th
2008	138,927	9,262	(15 games) — 54th
2009	130,380	8,149	(16 games) — 65th
2010	126,760	8,451	(15 games) — 59th
2011	130,486	7,676	(17 games) — 67th
2012	123,832	7,740	(16 games) — 67th
2013	130,574	7,681	(17 games) — 63rd
2013	130,574	7,681	(17 games) — 63rd
2014	108,178	6,363	(17 games) — 80th
2015	99,805	6,238	(16 games) — 83rd
2016	77,190	5,513	(14 games) — 95th
2017	88,610	4,922	(18 games) — 100th

GEORGETOWN

	Total	Avg.	Games
1979	43,439	2,896	(15 games)
1980	60,911	3,583	(17 games)
1981	54,566	4,197	(13 games)
1982	146,047	8,591	(17 games) — 45th
1983	179,043	11,936	(14 games) — 14th
1984	134,180	8,386	(16 games) — 45th
1985	174,128	10,883	(16 games) — 26th
1986	119,065	9,159	(13 games) — 35th
1987	139,479	8,717	(16 games) — 40th
1988	128,405	9,172	(14 games) — 41st
1989	173,424	12,387	(14 games) — 22nd
1990	176,920	12,637	(14 games) — 25th
1991	173,906	12,422	(14 games) — 27th
1992	132,284	10,176	(13 games) — 37th
1993	135,861	8,491	(16 games) — 52nd
1994	125,756	8,983	(14 games) — 45th
1995	159,020	12,232	(13 games) — 28th
1996	201,659	12,604	(16 games) — 27th
1997	130,077	9,291	(14 games) — 49th
1998	160,482	10,030	(16 games) — 38th
1999	131,256	8,750	(15 games) — 52nd
2000	131,889	7,758	(17 games) — 66th
2001	139,121	8,695	(16 games) — 56th
2002	139,304	8,194	(17 games) — 55th
2003	149,526	8,796	(17 games) — 50th
2004	134,890	8,431	(16 games) — 60th
2005	133,230	7,837	(17 games) — 69th
2006	143,983	10,284	(14 games) — 40th
2007	177,501	10,441	(17 games) — 41st
2008	207,286	12,955	(16 games) — 24th
2009	205,224	12,827	(16 games) — 26th
2010	192,638	12,040	(16 games) — 29th
2011	177,448	12,675	(14 games) — 25th
2012	180,530	11,283	(16 games) — 35th
2013	185,490	10,911	(17 games) — 33rd

2014	138,724	8,670	(16 games) — 51st
2015	154,076	9,630	(16 games) — 45th
2016	150,945	8,870	(17 games) — 51st
2017	144,143	8,479	(17 games) — 54th

MARQUETTE

	Total	Avg.	Games
2006	223,983	13,999	(16 games) — 18th
2007	306,893	15,345	(20 games) — 14th
2008	276,064	16,239	(17 games) — 14th
2009	291,596	16,200	(18 games) — 10th
2010	265,484	15,617	(17 games) — 10th
2011	280,545	15,586	(18 games) — 11th
2012	242,205	15,138	(16 games) — 13th
2013	240,530	15,033	(16 games) — 15th
2014	245,232	15,237	(16 games) — 56th
2015	232,161	13,657	(17 games) — 22nd
2016	252,858	13,308	(19 games) — 21st
2017	233,169	13,715	(17 games) — 19th

PROVIDENCE

	Total	Avg.	Games
1979	111,844	7,989	(14 games) — 49th
1980	124,983	7,811	(16 games) — 52nd
1981	123,877	7,055	(16 games) — 60th
1982	102,563	6,410	(16 games) — 68th
1983	96,023	6,859	(14 games)
1984	128,766	7,154	(18 games)
1985	108,182	7,212	(15 games)
1986	159,494	7,595	(21 games) — 57th
1987	156,673	9,216	(17 games) — 38th
1988	170,102	10,006	(17 games) — 37th
1989	179,093	10,535	(17 games) — 33rd
1990	182,447	10,732	(17 games) — 30th
1991	211,498	10,525	(20 games) — 33rd
1992	172,476	10,750	(16 games) — 32nd
1993	203,484	10,710	(19 games) — 35th
1994	151,504	10,822	(14 games) — 36th
1995	187,684	10,427	(18 games) — 38th
1996	168,554	10,535	(16 games) — 37th
1997	165,447	11,030	(15 games) — 33rd
1998	142,778	10,198	(14 games) — 36th
1999	150,022	10,001	(15 games) — 38th
2000	132,049	8,253	(16 games) — 59th
2001	151,037	9,440	(16 games) — 49th
2002	130,000	8,125	(16 games) — 59th
2003	157,985	8,777	(18 games) — 52nd
2004	151,451	10,818	(14 games) — 44th
2005	164,235	9,660	(17 games) — 47th
2006	133,583	8,349	(16 games) — 64th
2007	159,798	8,410	(19 games) — 68th
2008	127,907	8,527	(15 games) — 64th
2009	149,585	8,310	(18 games) — 64th
2010	140,920	8,289	(17 games) — 61st
2011	133,815	7,043	(19 games) — 76th
2012	134,007	7,883	(17 games) — 63rd
2013	139,901	7,772	(18 games) — 60th
2014	133,548	8,347	(16 games) — 56th
2015	146,444	8,614	(17 games) — 52nd
2016	164,954	9,703	(17 games) — 44th
2017	152,867	8,492	(18 games) — 53rd

ST. JOHN'S

	Total	Avg.	Games
1979	54,940	3,232	(17 games)
1980	73,920	4,620	(16 games)
1981	74,625	5,330	(14 games)
1982	85,935	6,610	(13 games)
1983	95,942	7,380	(13 games)
1984	90,989	6,066	(15 games)
1985	118,412	9,109	(13 games) — 38th
1986	111,278	7,948	(14 games) — 50th
1987	129,881	8,659	(15 games) — 42nd
1988	121,597	8,686	(14 games) — 45th
1989	109,163	7,278	(15 games)
1990	154,301	8,121	(19 games) — 62nd
1991	131,093	9,364	(14 games) — 46th
1992	152,064	10,138	(15 games) — 35th
1993	113,365	9,447	(12 games) — 38th
1994	130,922	8,728	(15 games) — 48th
1995	140,295	10,792	(13 games) — 36th
1996	110,300	8,485	(13 games) — 56th
1997	119,664	9,205	(13 games) — 51st
1998	105,910	8,147	(13 games) — 56th
1999	166,838	9,269	(18 games) — 46th
2000	150,252	10,732	(14 games) — 34th
2001	157,129	11,224	(14 games) — 30th
2002	139,484	9,299	(15 games) — 46th
2003	129,384	8,087	(16 games) — 60th
2004	89,042	6,849	(13 games) — 77th
2005	87,417	6,244	(14 games) — 86th
2006	99,355	5,844	(17 games) — 91st
2007	131,477	6,920	(19 games) — 80th
2008	94,183	5,886	(16 games) — 97th
2009	108,350	5,418	(20 games) — 100th
2010	103,820	6,107	(17 games) — 88th
2011	126,466	8,431	(15 games) — 57th
2012	168,560	8,428	(20 games) — 54th
2013	124,608	7,330	(17 games) — 70th
2014	148,614	7,431	(20 games) — 66th
2015	156,732	7,463	(21 games) — 65th
2016	125,002	6,944	(18 games) — 71st
2017	143,632	8,448	(17 games) — 55th

Attendance History

SETON HALL

	Total	Avg.	Games
1979	25,366	2,537	(10 games)
1980	30,996	2,384	(13 games)
1981	29,285	2,440	(12 games)
1982	30,233	2,519	(12 games)
1983	47,363	3,947	(12 games)
1984	57,788	4,128	(14 games)
1985	49,024	3,771	(13 games)
1986	56,372	4,027	(14 games)
1987	75,535	4,721	(16 games)
1988	101,035	6,315	(16 games)
1989	137,750	9,184	(15 games) — 48th
1990	135,275	10,405	(13 games) — 33rd
1991	167,844	10,496	(16 games) — 36th
1992	206,165	12,885	(16 games) — 25th
1993	247,924	13,774	(18 games) — 17th
1994	195,433	13,029	(15 games) — 23rd
1995	171,682	10,099	(17 games) — 40th
1996	146,831	9,789	(15 games) — 43rd
1997	134,747	7,926	(17 games) — 58th
1998	118,851	7,923	(15 games) — 59th
1999	132,506	9,735	(15 games) — 51st
2000	139,340	8,709	(16 games) — 52nd
2001	173,407	10,838	(16 games) — 34th
2002	108,438	8,341	(13 games) — 54th
2003	122,115	7,632	(16 games) — 64th
2004	133,854	8,924	(15 games) — 55th
2005	126,252	7,890	(16 games) — 68th
2006	120,234	7,073	(17 games) — 75th
2007	106,169	6,636	(16 games) — 83rd
2008	122,834	7,226	(17 games) — 79th
2009	116,799	7,300	(16 games) — 74th
2010	127,848	7,103	(18 games) — 75th
2011	119,060	7,937	(15 games) — 62nd
2012	124,935	6,941	(18 games) — 76th
2013	119,588	7,035	(17 games) — 72nd
2014	114,056	6,336	(18 games) — 81st
2015	113,804	7,587	(15 games) — 63rd
2016	113,125	7,070	(16 games) — 67th
2017	111,350	7,953	(14 games) — 62nd

VILLANOVA

	Total	Avg.	Games
1979	11,467	2,293	(5 games)
1980	16,170	2,310	(7 games)
1981	84,067	5,605	(15 games)
1982	75,918	5,423	(14 games)
1983	123,973	8,265	(15 games)
1984	105,352	7,525	(14 games)
1985	91,963	10,218	(9 games) — 32nd
1986	100,166	7,705	(13 games)
1987	117,734	7,358	(16 games) — 60th
1988	105,565	8,120	(13 games) — 55th
1989	116,663	7,778	(15 games) — 63rd
1990	110,540	8,503	(13 games) — 58th
1991	111,693	9,308	(12 games) — 48th
1992	79,470	7,947	(10 games) — 65th
1993	89,368	6,874	(13 games) — 73rd
1994	91,924	6,566	(14 games) — 78th
1995	104,693	8,053	(13 games) — 60th
1996	130,392	9,314	(14 games) — 50th
1997	149,558	9,971	(15 games) — 39th
1998	117,472	8,391	(14 games) — 54th
1999	128,106	8,540	(15 games) — 54th
2000	134,025	7,884	(17 games) — 62nd
2001	109,473	7,298	(15 games) — 70th
2002	139,173	7,325	(19 games) — 66th
2003	111,593	8,584	(13 games) — 54th
2004	111,731	7,449	(15 games) — 70th
2005	132,162	8,260	(16 games) — 60th
2006	126,643	9,742	(13 games) — 42nd
2007	149,884	10,706	(14 games) — 38th
2008	147,570	9,838	(15 games) — 49th
2009	159,876	9,404	(17 games) — 52nd
2010	153,105	10,936	(14 games) — 38th
2011	178,692	10,511	(17 games) — 38th
2012	133,839	8,923	(15 games) — 44th
2013	128,345	8,022	(16 games) — 55th
2014	143,092	8,943	(16 games) — 48th
2015	154,219	9,639	(16 games) — 44th
2016	129,916	8,119	(16 games) — 59th
2017	146,591	9,772	(15 games) — 44th

XAVIER

	Total	Avg.	Games
2014	168,127	9,890	(17 games) — 42nd
2015	159,974	9,998	(16 games) — 42nd
2016	164,501	10,281	(16 games) — 41st
2017	164,520	10,282	(16 games) — 38th

BIG EAST

	Total	Avg.	Games
1979	519,483	4,557	(114 games)
1980	546,157	5,302	(103 games) — 11th
1981	805,362	7,321	(110 games) — 7th
1982	943,573	8,425	(112 games) — 6th
1983	1,056,576	9,108	(116 games) — 3rd
1984	1,123,689	8,513	(132 games) — 6th
1985	1,318,536	9,840	(134 games) — 4th
1986	1,446,241	10,185	(142 games) — 3rd
1987	1,470,802	9,871	(149 games) — 5th
1988	1,527,612	10,912	(140 games) — 4th
1989	1,767,960	12,109	(146 games) — 2nd
1990	1,733,171	12,120	(143 games) — 3rd
1991	1,678,961	12,345	(136 games) — 2nd
1992	1,670,977	11,523	(145 games) — 2nd
1993	1,746,313	10,914	(160 games) — 2nd
1994	1,661,971	10,863	(152 games) — 4th
1995	1,623,275	11,195	(145 games) — 4th
1996	2,023,380	10,219	(198 games) — 4th
1997	2,029,127	9,803	(207 games) — 4th
1998	1,902,325	9,559	(199 games) — 4th
1999	1,903,782	9,425	(202 games) — 5th
2000	1,955,315	9,052	(216 games) — 5th
2001	2,039,505	8,867	(230 games) — 7th
2002	1,953,961	8,533	(229 games) — 6th
2003	2,107,630	9,409	(224 games) — 6th
2004	2,184,497	9,296	(235 games) — 6th
2005	2,100,088	10,396	(202 games) — 4th
2006	2,814,983	11,039	(255 games) — 4th
2007	3,259,992	11,164	(292 games) — 3rd
2008	2,916,656	10,924	(267 games) — 4th
2009	3,079,561	10,882	(283 games) — 4th
2010	3,138,877	11,014	(285 games) — 4th
2011	3,003,173	11,082	(271 games) — 2nd
2012	3,133,782	10,881	(288 games) — 4th
2013	2,845,803	10,699	(266 games) — 2nd
2014	1,660,570	9,711	(171 games) — 5th
2015	1,694,688	9,853	(172 games) — 5th
2016	1,690,237	9,770	(173 games) — 5th
2017	1,702,400	10,014	(170 games) — 5th

* Season BIG EAST totals include conference tournament



FINAL AP POLLS

1980

1. DePaul
2. Louisville
3. LSU
4. Kentucky
5. Oregon State
6. Syracuse
7. Indiana
8. Maryland
9. Notre Dame
10. Ohio State
11. Georgetown
13. St. John's

1981

1. DePaul
2. Oregon State
3. Virginia
4. LSU
5. Arizona State
6. North Carolina
7. Indiana
8. Kentucky
9. Notre Dame
10. Utah

1982

1. North Carolina
2. DePaul
3. Virginia
4. Oregon State
5. Missouri
6. Georgetown
7. Minnesota
8. Idaho
9. Memphis State
10. Fresno State

1983

1. Houston
2. Louisville
3. St. John's
4. Virginia
5. Indiana
6. UNLV
7. UCLA
8. North Carolina
9. Arkansas
10. Missouri
11. Boston College
13. Villanova
20. Georgetown

1984

1. North Carolina
2. Georgetown
3. Kentucky
4. DePaul
5. Houston
6. Illinois
7. Oklahoma
8. Arkansas
9. UTEP
10. Purdue
18. Syracuse

1985

1. Georgetown
2. Michigan
3. St. John's
4. Oklahoma
5. Memphis State
6. Georgia Tech
7. North Carolina
8. Louisiana Tech
9. UNLV
10. Duke

1986

1. Duke
2. Kansas
3. Kentucky
4. St. John's
5. Michigan
6. Georgia Tech
7. Louisville
8. North Carolina
9. Syracuse
10. Notre Dame
13. Georgetown

1987

1. UNLV
2. North Carolina
3. Indiana
4. Georgetown
5. DePaul
6. Iowa
7. Purdue
8. Temple
9. Alabama
10. Syracuse
12. Pittsburgh

1988

1. Temple
2. Arizona
3. Purdue
4. Oklahoma
5. Duke
6. Kentucky
7. North Carolina
8. Pittsburgh
9. Syracuse
10. Michigan

1989

1. Arizona
2. Georgetown
3. Illinois
4. Oklahoma
5. North Carolina
6. Missouri
7. Syracuse
8. Indiana
9. Duke
10. Michigan
11. Seton Hall

1990

1. Oklahoma
2. UNLV
3. Connecticut
4. Michigan State
5. Kansas
6. Syracuse
7. Arkansas
8. Georgetown
9. Georgia Tech
10. Purdue

1991

1. UNLV
2. Arkansas
3. Indiana
4. North Carolina
5. Ohio State
6. Duke
7. Syracuse
8. Arizona
9. Kentucky
10. Utah
13. Seton Hall
20. St. John's

1992

1. Duke
2. Kansas
3. Ohio State
4. UCLA
5. Indiana
6. Kentucky
7. UNLV
8. South Calif.
9. Arkansas
10. Arizona
19. Seton Hall
21. Syracuse
22. Georgetown

1993

1. Indiana
2. Kentucky
3. Michigan
4. North Carolina
5. Arizona
6. Seton Hall
7. Cincinnati
8. Vanderbilt
9. Kansas
10. Duke

1994

1. North Carolina
2. Arkansas
3. Purdue
4. Connecticut
5. Missouri
6. Duke
7. Kentucky
8. Massachusetts
9. Arizona
10. Louisville
15. Syracuse

1995

1. UCLA
2. Kentucky
3. Wake Forest
4. North Carolina
5. Kansas
6. Arkansas
7. Massachusetts
8. Connecticut
9. Villanova
10. Maryland
22. Georgetown
25. Syracuse

1996

1. Massachusetts
2. Kentucky
3. Connecticut
4. Georgetown
4. Kansas
4. Purdue
7. Cincinnati
8. Texas Tech
9. Wake Forest
10. Villanova
15. Syracuse

1997

1. Kansas
2. Utah
3. Minnesota
4. North Carolina
5. Kentucky
6. South Carolina
7. UCLA
8. Duke
9. Wake Forest
10. Cincinnati
20. Villanova
23. Boston College

1998

1. North Carolina
2. Kansas
3. Duke
4. Arizona
5. Kentucky
6. Connecticut
7. Utah
8. Princeton
9. Cincinnati
10. Stanford
21. Syracuse

1999

1. Duke
2. Michigan State
3. Connecticut
4. Auburn
5. Maryland
6. Utah
7. Stanford
8. Kentucky
9. St. John's
10. Miami

2000

1. Duke
2. Michigan State
3. Stanford
4. Arizona
5. Temple
6. Iowa State
7. Cincinnati
8. Ohio State
9. St. John's
10. LSU
16. Syracuse
20. Connecticut
23. Miami

2001

1. Duke
2. Stanford
3. Michigan State
4. Illinois
5. Arizona
6. North Carolina
7. Boston College
8. Florida
9. Kentucky
10. Iowa State
17. Syracuse
19. Notre Dame
21. Georgetown

2002

1. Duke
2. Kansas
3. Oklahoma
4. Maryland
5. Cincinnati
6. Gonzaga
7. Arizona
8. Alabama
9. Pittsburgh
10. Connecticut
21. Miami

2003

1. Kentucky
2. Arizona
3. Oklahoma
4. Pittsburgh
5. Texas
6. Kansas
7. Duke
8. Wake Forest
9. Marquette
10. Florida
13. Syracuse
22. Notre Dame
23. Connecticut

2004

1. Stanford
2. Kentucky
3. Gonzaga
4. Oklahoma State
5. Saint Joseph's
6. Duke
7. Connecticut
8. Mississippi State
9. Pittsburgh
10. Wisconsin
20. Syracuse
21. Providence
25. Boston College

2005

1. Illinois
2. North Carolina
3. Duke
4. Louisville
5. Wake Forest
6. Oklahoma State
7. Kentucky
8. Washington
9. Arizona
10. Gonzaga
11. Syracuse
13. Connecticut
14. Boston College
19. Villanova

2006

1. Duke
2. Connecticut
3. Villanova
4. Memphis
5. Gonzaga
6. Ohio State
7. Boston College
7. UCLA
9. Texas
10. North Carolina
16. Pittsburgh
21. Syracuse
22. West Virginia
23. Georgetown

2007

1. Ohio State
2. Kansas
3. Florida
4. North Carolina
5. Memphis
6. Wisconsin
7. UCLA
8. Georgetown
9. Texas A&M
10. Oregon
12. Pittsburgh
16. Louisville
17. Notre Dame
20. Marquette

2008

1. North Carolina
2. Memphis
3. UCLA
4. Kansas
5. Tennessee
6. Wisconsin
7. Texas
8. Georgetown
9. Duke
10. Stanford
13. Louisville
15. Notre Dame
16. Connecticut
17. Pittsburgh
25. Marquette

2009

1. Louisville
2. North Carolina
3. Memphis
4. Pittsburgh
5. Connecticut
6. Duke
7. Oklahoma
8. Michigan State
9. Missouri
10. Gonzaga
11. Villanova
13. Syracuse
23. Marquette

2010

1. Kansas
2. Kentucky
3. Duke
4. Syracuse
5. Ohio State
6. West Virginia
7. Kansas State
8. New Mexico
9. Villanova
10. Purdue
14. Georgetown
18. Pittsburgh

2011

1. Ohio State
2. Kansas
3. Duke
4. Pittsburgh
5. Notre Dame
6. San Diego State
7. North Carolina
8. Texas
9. Connecticut
10. Brigham Young
12. Syracuse
14. Louisville
18. St. John's
22. West Virginia

2012

1. Kentucky
2. Syracuse
3. Missouri
4. North Carolina
5. Michigan State
6. Kansas
7. Ohio State
8. Duke
9. Baylor
10. Florida State
11. Marquette
15. Georgetown
17. Louisville

2013

1. Gonzaga
2. Louisville
3. Kansas
4. Indiana
5. Miami (Fla.)
6. Duke
7. Ohio State
8. Georgetown
9. Michigan State
10. New Mexico
15. Marquette
16. Syracuse
20. Pittsburgh
23. Notre Dame

2014

1. Florida
2. Wichita State
3. Virginia
4. Arizona
5. Louisville
6. Villanova
7. Michigan
8. Duke
9. Iowa State
10. Kansas
16. Creighton

2015

1. Kentucky
2. Villanova
3. Wisconsin
4. Duke
5. Arizona
6. Virginia
7. Gonzaga
8. Notre Dame
9. Iowa State
10. Kansas
22. Georgetown
24. Butler

2016

1. Kansas
2. Michigan State
3. North Carolina
4. Virginia
5. Oregon
6. Villanova
7. Oklahoma
8. West Virginia
9. Xavier
10. Kentucky
20. Seton Hall

2017

1. Villanova
2. Gonzaga
3. Kansas
4. Arizona
5. Kentucky
6. North Carolina
7. Duke
8. UCLA
9. Oregon
10. Louisville
21. Butler

FINAL UPI POLLS

1980

1. DePaul
2. LSU
3. Kentucky
4. Louisville
5. Oregon State
6. Syracuse
7. Indiana
8. Maryland
9. Ohio State
10. Georgetown
13. St. John's

1981

1. DePaul
2. Oregon State
3. Virginia
4. LSU
5. Arizona State
6. North Carolina
7. Indiana
8. Kentucky
9. Notre Dame
10. Utah

1982

1. North Carolina
2. DePaul
3. Virginia
4. Oregon State
5. Missouri
6. Minnesota
7. Georgetown
8. Idaho
9. Memphis State
10. Fresno State

1983

1. Houston
2. Louisville
3. St. John's
4. Virginia
5. Indiana
6. UNLV
7. UCLA
8. North Carolina
9. Arkansas
10. Kentucky
11. Villanova
13. Boston College
20. Georgetown

1984

1. North Carolina
2. Georgetown
3. Kentucky
4. DePaul
5. Houston
6. Illinois
7. Arkansas
8. Oklahoma
9. UTEP
10. Maryland
16. Syracuse

1985

1. Georgetown
2. Michigan
3. St. John's
4. Memphis State
5. Oklahoma
6. Georgia Tech
7. North Carolina
8. Louisiana Tech
9. UNLV
10. Illinois

1986

1. Duke
2. Kansas
3. St. John's
4. Kentucky
5. Michigan
6. Georgia Tech
7. Louisville
8. North Carolina
9. Syracuse
10. UNLV
15. Georgetown

1987

1. UNLV
2. Indiana
3. North Carolina
4. Georgetown
5. DePaul
6. Purdue
7. Iowa
8. Temple
9. Alabama
10. Syracuse
12. Pittsburgh

1988

1. Temple
2. Arizona
3. Purdue
4. Oklahoma
5. Duke
6. Kentucky
7. Pittsburgh
8. North Carolina
9. Syracuse
10. Michigan

1989

1. Arizona
2. Georgetown
3. Illinois
4. North Carolina
5. Oklahoma
6. Indiana
7. Duke
8. Missouri
9. Syracuse
10. Michigan
11. Seton Hall

1990

1. Oklahoma
2. UNLV
3. Connecticut
4. Michigan State
5. Kansas
6. Syracuse
7. Georgia Tech
8. Arkansas
9. Georgetown
10. Purdue

1991

1. UNLV
2. Arkansas
3. Indiana
4. North Carolina
5. Ohio State
6. Duke
7. Arizona
8. Syracuse
9. Nebraska
10. Utah
11. Seton Hall
19. St. John's
23. Georgetown

FINAL USA TODAY POLLS

1992

1. Duke
2. Indiana
3. Michigan
4. Ohio State
5. Cincinnati
6. Kentucky
7. Kansas
8. UCLA
9. Oklahoma St.
10. Arkansas
13. Seton Hall
23. Georgetown
24. Syracuse

1993

1. North Carolina
2. Michigan
3. Kentucky
4. Kansas
5. Indiana
6. Cincinnati
7. Florida State
8. Vanderbilt
9. Duke
10. Arkansas
11. Seton Hall

1994

1. Arkansas
2. Duke
3. Arizona
4. Fonda
5. Purdue
6. Missouri
7. Connecticut
8. Michigan
9. North Carolina
10. Louisville
11. Boston College
14. Syracuse

1995

1. UCLA
2. Arkansas
3. North Carolina
4. Oklahoma State
5. Kentucky
6. Connecticut
7. Massachusetts
8. Virginia
9. Wake Forest
10. Kansas
16. Georgetown
17. Syracuse
23. Villanova

1996

1. Kentucky
2. Massachusetts
3. Syracuse
4. Mississippi St.
5. Kansas
6. Cincinnati
7. Georgetown
8. Connecticut
9. Wake Forest
10. Texas Tech
17. Villanova

1997

1. Arizona
2. Kentucky
3. Minnesota
4. North Carolina
5. Kansas
6. Utah
7. UCLA
8. Clemson
9. Wake Forest
10. Louisville
15. Providence
23. Boston College

1998

1. Kentucky
2. Utah
3. North Carolina
4. Stanford
5. Duke
6. Arizona
7. Connecticut
8. Kansas
9. Purdue
10. Michigan State
13. Syracuse
18. West Virginia

1999

1. Connecticut
2. Duke
3. Michigan State
4. Ohio State
5. St. John's
6. Kentucky
7. Auburn
8. Maryland
9. Stanford
10. Utah
12. Miami

2000

1. Michigan State
2. Florida
3. Iowa State
4. Duke
5. Stanford
6. Oklahoma State
7. Cincinnati
8. Arizona
9. Tulsa
10. Temple
12. Syracuse
18. St. John's
20. Miami

2001

1. Duke
2. Arizona
3. Michigan State
4. Maryland
5. Stanford
6. Illinois
7. Kansas
8. Kentucky
9. Mississippi
10. North Carolina
11. Boston College
17. Georgetown
18. Syracuse
23. Notre Dame

2002

1. Maryland
2. Kansas
3. Indiana
4. Oklahoma
5. Duke
6. Connecticut
- Oregon
8. Cincinnati
9. Pittsburgh
10. Arizona

2003

1. Syracuse
2. Kansas
3. Texas
4. Kentucky
5. Arizona
6. Marquette
7. Oklahoma
8. Pittsburgh
9. Duke
10. Maryland
11. Connecticut
15. Notre Dame

2004

1. Connecticut
2. Duke
3. Georgia Tech
4. Oklahoma State
5. Saint Joseph's
6. Stanford
7. Pittsburgh
8. Kentucky
9. Kansas
10. Texas
19. Syracuse

2005

1. North Carolina
2. Illinois
3. Louisville
4. Michigan State
5. Kentucky
6. Arizona
7. Duke
8. Oklahoma State
9. Washington
10. Wisconsin
12. West Virginia
13. Villanova
17. Connecticut
19. Boston College
21. Syracuse

2006

1. Florida
2. UCLA
3. LSU
4. Connecticut
5. Villanova
6. Memphis
7. Duke
8. George Mason
9. Texas
10. Gonzaga
15. West Virginia
16. Georgetown
18. Pittsburgh

2007

1. Florida
2. Ohio State
3. UCLA
4. Georgetown
5. Kansas
- North Carolina
7. Memphis
8. Oregon
9. Texas A&M
10. Pittsburgh
20. Louisville

2008

1. Kansas
2. Memphis
3. North Carolina
4. UCLA
5. Texas
6. Louisville
7. Tennessee
8. Xavier
9. Davidson
10. Wisconsin
12. Georgetown
17. West Virginia
18. Pittsburgh
19. Notre Dame
24. Villanova

2009

1. North Carolina
2. Michigan State
3. Connecticut
4. Villanova
5. Louisville
6. Pittsburgh
7. Oklahoma
8. Missouri
9. Memphis
10. Kansas
12. Syracuse
21. Marquette

2010

1. Duke
2. Butler
3. West Virginia
4. Michigan State
5. Kentucky
6. Kansas
7. Kansas State
8. Syracuse
9. Tennessee
10. Baylor
15. Villanova
20. Pittsburgh

2011

1. Connecticut
2. Butler
3. Kentucky
4. Kansas
5. Ohio State
6. Virginia Commonwealth
7. Duke
8. North Carolina
9. Arizona
10. Florida
12. Pittsburgh
14. Notre Dame
18. Syracuse
20. Marquette
22. Louisville

2012

1. Kentucky
2. Kansas
3. Ohio State
4. Louisville
5. Syracuse
6. North Carolina
7. Michigan State
8. Baylor
9. Florida
10. Marquette
17. Georgetown
18. Cincinnati

2013

1. Louisville
2. Michigan
3. Syracuse
4. Wichita State
5. Duke
6. Ohio State
7. Indiana
8. Kansas
9. Florida
10. Miami (Fla.)
11. Marquette
17. Georgetown

2014

1. Connecticut
2. Kentucky
3. Florida
4. Wisconsin
5. Arizona
6. Michigan
7. Wichita State
8. Michigan State
9. Louisville
10. Virginia
20. Creighton

2015

1. Duke
2. Wisconsin
3. Kentucky
4. Arizona
5. Notre Dame
6. Gonzaga
7. Michigan State
8. Virginia
9. Villanova
10. Louisville
22. Xavier
23. Butler

2016

1. Villanova
2. North Carolina
3. Kansas
4. Oklahoma
5. Virginia
6. Oregon
7. Michigan State
8. Miami
9. Indiana
10. Syracuse
11. Xavier

2017

1. North Carolina
2. Gonzaga
3. Oregon
4. Kansas
5. Kentucky
6. South Carolina
7. Arizona
8. Villanova
9. UCLA
10. Florida
18. Xavier
19. Butler

BIG EAST Basketball by Season

2016-17	Home Teams, 53-37 1-point games (3); 2-point games (7); 3-point games (8); Overtime games (5)	1992-93	Home teams, 57-33 1-point games (9); 2-point games (5); 3-point games (8) Overtime games (6)
2015-16	Home Teams, 49-41 1-point games (6); 2-point games (1); 3-point games (4); Overtime games (3)	1991-92	Home teams, 59-31 1-point games (4); 2-point games (6); 3-point games (3) Overtime games (7, including 1 double overtime)
2014-15	Home Teams, 54-36 1-point games (5); 2-point games (2); 3-point games (8); Overtime games (8)	1990-91	Home teams, 49-23 1-point games (1); 2-point games (7); 3-point games (6) Overtime games (6)
2013-14	Home Teams, 55-35 1-point games (8); 2-point games (3); 3-point games (5); Overtime games (11)	1989-90	Home teams, 40-32 1-point games (6); 2-point games (5); 3-point games (5) Overtime games (4)
2012-13	Home Teams, 82-53 1-point games (4); 2-point games (7); 3-point games (12)	1988-89	Home teams, 48-24 1-point games (2); 2-point games (7); 3-point games (7) Overtime games (5)
2011-12	Home Teams, 89-55 1-point games (4); 2-point games (11); 3-point games (16)	1987-88	Home teams, 46-26 1-point games (6); 2-point games (10); 3-point games (4) Overtime games (3, including 1 double overtime)
2010-11	Home Teams, 86-57 1-point games (8); 2-point games (10); 3-point games (11)	1986-87	Home teams, 39-33 1-point games (9); 2-point games (6); 3-point games (6) Overtime games (5, including 1 double overtime)
2009-10	Home Teams, 87-57 1-point games (7); 2-point games (14); 3-point games (13)	1985-86	Home teams, 47-25 1-point games (9); 2-point games (4); 3-point games (6) Overtime games (7, including 2 double overtimes)
2008-09	Home Teams, 86-58 1-point games (2); 2-point games (3); 3-point games (7)	1984-85	Home teams, 42-30 1-point games (5); 2-point games (11); 3-point games (2) Overtime games (5)
2007-08	Home Teams, 90-54 1-point games (7); 2-point games (13); 3-point games (9)	1983-84	Home teams, 41-31 1-point games (7); 2-point games (12); 3-point games (6) Overtime games (12, including 2 double overtimes and 1 triple overtime)
2006-07	Home Teams, 83-45 1-point games (3); 2-point games (3); 3-point games (10)	1982-83	Home teams, 45-27 1-point games (6); 2-point games (3); 3-point games (3) Overtime games (4, including 1 double overtime)
2005-06	Home Teams, 80-48 1-point games (4); 2-point games (7); 3-point games (12) Overtime games (10, including 2 double overtime)	1981-82	Home teams, 32-24 1-point games (9); 2-point games (4); 3-point games (2) Overtime games (6, including 1 double overtime)
2004-05	Home Teams, 56-40 1-point games (7); 2-point games (6); 3-point games (8) Overtime games (7, including 1 double overtime)	1980-81	Home teams, 40-16 1-point games (7); 2-point games (6); 3-point games (3) Overtime games (5, including 1 double overtime)
2003-04	Home teams, 63-49 1-point games (6); 2-point games (6); 3-point games (10) Overtime games (7, including 2 double overtime)	1979-80	Away teams, 11-10 1-point games (1); 2-point games (3); 3-point games (1)
2002-03	Home teams, 69-43 1-point games (4); 2-point games (9); 3-point games (9) Overtime games (8, including 1 double overtime)		
2001-02	Home teams, 70-42 1-point games (3); 2-point games (11); 3-point games (9); Overtime games (11, including 1 double overtime and 1 four overtime)		
2000-01	Home teams, 73-39 1-point games (7); 2-point games (8); 3-point games (6); Overtime games (6)		
1999-00	Home teams, 61-43 1-point game (4); 2-point games (7); 3-point games (5); Overtime games (4)		
1998-99	Home teams, 62-55 1-point games (4); 2-point games (11); 3-point games (9); Overtime games (5, including 1 double overtime)		
1997-98	Home teams, 71-46 1-point games (4); 2-point games (7); 3-point games (6) Overtime games (4)		
1996-97	Home teams, 69-48 1-point games (3); 2-point games (10); 3-point games (7) Overtime games: (9)		
1995-96	Home teams, 77-40 1-point games (9); 2-point games (5); 3-point games (11) Overtime games: (5)		
1994-95	Home teams, 54-36 1-point games (5); 2-point games (8); 3-point games (6) Overtime games (5)		
1993-94	Home teams, 55-35 1-point games (8); 2-point games (4); 3-point games (5) Overtime games (8)		

IN-CONFERENCE STREAKS

Consecutive Wins

22	Villanova, 2014-15/15-16
19	Connecticut, 1997-98/98-99
18	Connecticut, 1993-94/94-95
15	Connecticut, 1994-95/95-96
14	St. John's, 1984-85
14	Boston College, 2003-04/04-05
12	Syracuse, 2003-04/04-05
11	Syracuse, 1983-84/84-85; Georgetown, 2006-07
10	Syracuse, 2010-11; Syracuse, 2009-10; Georgetown, 1983-84/84-85; Villanova, 1981-82/82-83

Consecutive Losses

24	DePaul, 2007-08/2008-09/2009-10; DePaul, 2009-10/2010-11
21	Miami, 1993-94/94-95
19	Boston College, 1990-91/91-92
18	Virginia Tech, 2000-01/01-02
16	Seton Hall, 1981-82/82-83; Providence, 2009-10/2010-11

BIG EAST Basketball by Season



VICTORIES BY SCHOOL

School	Years	OVERALL		
		Wins	Losses	Pct.
Butler	119	1565	1113	.584
Creighton	98	1528	1017	.600
DePaul	94	1437	987	.593
Georgetown	111	1638	1025	.615
Marquette	100	1578	982	.616
Providence	90	1424	954	.599
St. John's	107	1817	999	.645
Seton Hall	105	1473	1060	.582
Villanova	97	1714	920	.661
Xavier	96	1443	973	.597

(All BIG EAST records include Championship games)

BIG EAST TITLES BY SCHOOL

School	Reg. Season	Champ.	Total
Connecticut	10*	7	17
Georgetown	10*	7	17
Syracuse	10*	5	15
Villanova	7*	4	11
St. John's	5	3	8
Boston College	6*	2	8
Pittsburgh	6*	2	8
Louisville	2	3	5
Seton Hall	2	3	5
Providence	0	2	2
Marquette	1	0	1
Miami	1	0	1
Notre Dame	1*	0	1
West Virginia	0	1	1

(The BIG EAST had divisional play from 1995-96 to '97-'98 and 2000-01 to 2002-03)

*Includes Division titles



Kris Dunn, Providence
2015-16 Consensus All-America Second Team



Josh Hart, Villanova
2016-17 Consensus All-America First Team



Doug McDermott, Creighton,
2013-14 Consensus National Player of the Year



BIG EAST Hosts Freshmen Fundamentals

The BIG EAST held its third annual Freshmen Fundamentals program in September with the conference inviting the incoming men's basketball freshmen from all 10 league teams to New York City for a two-day forum that featured interactive panel discussions and a visit to Madison Square Garden, home of the BIG EAST Tournament. Thirty-five freshmen attended.

Freshmen Fundamentals is designed to assist men's basketball student-athletes in their transition from high school to the elite level of BIG EAST basketball. A panel of former players and graduates included Villanova guard Randy Foye, Creighton's Doug McDermott and Seton Hall's Jerry Walker. That panel was hosted by Tarik Turner, a former St. John's guard, who is now an analyst for FOX Sports and a successful business professional. Turner also spoke to the group about networking and career planning.

A panel on etiquette, personal branding and how to create a positive image in campus and social settings was conducted. The student-athletes participated in a media training session and heard a presentation on relationship management and safety.

The players also visited the 9/11 Memorial in lower Manhattan.



Villanova Won 35th BIG EAST Tournament at MSG

In the 35th BIG EAST Tournament played at Madison Square Garden, top-seeded Villanova won its second title in three years. The Wildcats defeated No. 6 seed Creighton 74-60 in the championship game behind guard Josh Hart, who scored a game-high 29 points. He won the Dave Gavitt Trophy as the tournament's Most Outstanding Player for the second time in his career. Marcus Foster and Cole Huff each scored 13 points to lead Creighton.

Both teams had close battles in the semifinals. The Wildcats edged fifth-seeded Seton Hall 55-53 on a basket by Hart with 9.6 seconds left. The Bluejays prevailed 75-72 over No. 7 seed Xavier after Foster hit a 3-pointer with 6.6 seconds remaining.

Madison Square Garden has been the home of the BIG EAST Tournament since 1983. The Tournament is the longest running postseason championship in college basketball at the same venue.

