



2018-19 MEDIA GUIDE





**PRESEASON ALL-BIG EAST FIRST TEAM**



*Kamar Baldwin,  
Butler*



*Jessie Govan,  
Georgetown*



*Markus Howard,  
Marquette*



*Alpha Diallo,  
Providence*



*Eric Paschall,  
Villanova*

**PRESEASON ALL-BIG EAST SECOND TEAM**



*Max Strus,  
DePaul*



*Sam Hauser,  
Marquette*



*Justin Simon,  
St. John's*



*Myles Powell,  
Seton Hall*



*Phil Booth,  
Villanova*

**PRESEASON FRESHMEN OF THE YEAR**



*David Duke,  
Providence*



*Jahvon Quinerly,  
Villanova*

**PRESEASON PLAYER  
OF THE YEAR**  
*Shamorie Ponds, St. John's*





# The BIG EAST Conference



## TABLE OF CONTENTS

The BIG EAST Conference Profile .....	2
BIG EAST Scholar-Athletes of the Year.....	3
Commissioner Val Ackerman .....	4
2018-19 BIG EAST Champ Sites & Dates.....	5
All-Time BIG EAST Champions .....	6-9
BIG EAST Presidents .....	10
BIG EAST Directors of Athletics.....	11
BIG EAST Notebook .....	12-13
Preseason Honors .....	14
Preseason Poll.....	15
BIG EAST on Television.....	16-18
2018-19 Composite Schedule.....	19-23
2019 BIG EAST Tournament .....	24
NCAA Championship .....	25
BIG EAST Officials Bureau .....	26

## The Teams

Butler Bulldogs .....	28-31
School Quick Facts.....	28
Storylines & Schedule.....	28
Roster & Statistics.....	29
Coaching Staff.....	28
Coaching Records .....	30
2017-18 Results .....	31
Career Leaders.....	31
Creighton Bluejays .....	32-35
DePaul Blue Demons.....	36-39
Georgetown Hoyas.....	40-43
Marquette Golden Eagles.....	44-47
Providence Friars .....	48-51
St. John's Red Storm .....	52-55
Seton Hall Pirates .....	56-59
Villanova Wildcats.....	60-63
Xavier Musketeers.....	64-67
BIG EAST Media Contacts .....	68

## 2017-18 Year In Review

Final Standings & Postseason Results.....	70
Award Winners .....	71
Individual & Team Statistics.....	72-77
Game Highs and Lows.....	78-82

## BIG EAST Record Book

Single-Game & Single-Season Records .....	84-86
Top Performances .....	87-88
Career Leaders.....	89-93
Annual Leaders .....	94-99
BIG EAST Coaching Records .....	100
Championship Results .....	101-104
All-BIG EAST Honors .....	105-111
Year-By-Year Standings .....	112-115
Postseason History.....	116-131
Postseason Awards .....	132
All-America Selections.....	133-134
Postseason Tournament Honors .....	135
The BIG EAST & The NBA .....	136-139
Attendance History.....	140-141
National Polls.....	142-144
The BIG EAST By Season.....	145-146

655 Third Avenue, 7th Fl. | New York, N.Y. 10017 | [www.bigeast.com](http://www.bigeast.com)

## BIG EAST CONFERENCE STAFF

Commissioner .....	Val Ackerman
Deputy Commissioner/COO .....	Vince Nicastro
Chief Marketing Officer.....	Ann Wells Crandall
Sr. Associate Commissioner, Broadcasting .....	Rich Gentile
Sr. Associate Commissioner, Men's Basketball .....	Stu Jackson
Sr. Associate Commissioner, Sports Media Relations.....	John Paquette
Sr. Associate Commissioner, Sport Administration and Championships .....	Chris Schneider
Associate Commissioner, Compliance and Governance .....	Katie Willett
Associate Commissioner, Women's Basketball.....	Tracy Ellis-Ward
Associate Commissioner, Finance and Budget.....	Kevin Flanagan
Assistant Commissioner, Women's Sports Media Relations .....	Pamela Flenke
Assistant Commissioner, Olympic Sports and Marketing Communications.....	Kristin Quinn
Assistant Commissioner, Men's Basketball Operations.....	Michael Coyne
Sr. Director of Championships.....	James Greene
Sr. Director of Championships.....	Tania Kennedy
Sr. Director of Conference Operations.....	Briana Weiss
Sr. Director, Social and Digital Content.....	Brad Zak
Director of Compliance and Membership Services.....	Michael Sainte
Coordinator of Digital Production.....	Ujash Patel
Office Manager and Executive Assistant to Commissioner .....	Genelia Santanelli
Office and Conference Services Assistant.....	Hanna Wilson
Communications Assistant .....	Korey Schrock
Supervisor of Officials, Men's Basketball .....	John Cahill
Supervisor of Officials, Women's Basketball.....	Debbie Williamson
V.P./General Manager BIG EAST Conference Sports Properties, FOX Sports .....	Jim Prendergast

## CREDITS

Editor:	John Paquette
Editorial Assistance:	Kristin Quinn, Pam Flenke, Korey Schrock
Graphic Design:	Mary Ann Guillette
Printing:	Charlie Guillette, Colonial Lithograph, Inc., Attleboro, Mass.
Photography:	Mitchell Layton Photography, Porter Binks, Tom Maguire, NBA Photos and school sports information offices.
Special Thanks:	The BIG EAST would like to thank the sports information departments of its member schools for their valuable assistance and cooperation in producing this publication.



Fans and media are invited to follow the latest BIG EAST men's basketball news through social media.

The BIG EAST Twitter feed may be accessed @BIGEASTMbb and @BIGEAST.

The conference's official Facebook page is available at [Facebook.com/BIGEASTConference](https://www.facebook.com/BIGEASTConference).

The conference's Instagram page is @BIGEASTconf.

Follow the conversation at #BIGEASTmbb or #MadeAtMSG.

For the BIG EAST Digital Network, follow @BIGEASTdigital.

# The BIG EAST Conference



After the first five years in its current configuration of 10 outstanding and respected academic institutions, the BIG EAST has continued its position as one of the nation's exceptional Conferences and a leader in collegiate athletics.

In the arena and on the playing fields, the BIG EAST's consortium of 10 schools has produced 11 national champions over the past five academic years. Six BIG EAST teams, including two in men's basketball, have captured national titles. BIG EAST student-athletes also have won national championships in five individual events.

In the classroom, 66 BIG EAST athletic programs were recognized in 2017-18 by the NCAA with Public Recognition Awards for outstanding academic achievement in the previous academic year. The BIG EAST ranked third nationally among conferences in percentage of recognized teams with 41.8 percent behind only the Ivy League and Patriot League. By percentage, Villanova led all schools nationally with 82 percent of its squads receiving recognition. BIG EAST schools also produced 15 CoSIDA Academic All-Americans.

In 2013, the BIG EAST began a new era by returning to its basketball-centric heritage. The league's 10 member schools—Butler University, Creighton University, DePaul University, Georgetown University, Marquette University, Providence College, St. John's University, Seton Hall University, Villanova University, and Xavier University—adhere to an unwavering commitment to academic integrity, athletic excellence and community service.

Val Ackerman, who previously served as founding President of the WNBA, President of USA Basketball and U.S. representative to the International Basketball Federation (FIBA), was named fifth Commis-

ioner of the BIG EAST in conjunction with new alignment in 2013. Under her leadership, the BIG EAST has maintained its reputation for athletic achievement at the highest level and has continued to be influential on the national intercollegiate landscape, with numerous conference and campus administrators currently serving on important NCAA committees. Ackerman is one of the few sports executives who has held leadership positions in both men's and women's sports at the collegiate, professional, national team and international level.

Founded by Dave Gavitt in 1979, the BIG EAST has been lauded as a leader in innovative concepts in promotion, particularly television, and that reputation continues with the conference's relationship with FOX Sports. The BIG EAST has enjoyed a successful multi-year partnership with FOX Sports and its national cable network FS1. FOX's comprehensive coverage of BIG EAST men's basketball includes the broadcast of all regular-season games on FOX, FS1, FS2 or FOX Regional Networks, as well as the BIG EAST Tournament at Madison Square Garden, college basketball's longest-running postseason conference tourney held at the same venue.

BIG EAST institutions are located in seven of the nation's 36 largest media markets, including New York, Chicago, Philadelphia, Washington, D.C., Indianapolis, Milwaukee and Cincinnati.

FOX Sports platforms carry complete coverage of women's basketball regular-season play and the BIG EAST Women's Basketball Tournament. Every Olympic sport championship is also carried on a network or digital platform.

The BIG EAST has also increased the visibility of its member school programs

with the BIG EAST Digital Network (BEDN). When the conference launched BEDN in 2014-15, the league became the first collegiate conference to be hosted on the FOX Sports mobile platform, FOX Sports App, the app that provides live streaming of FOX Sports content. For the third straight year, BEDN will air 225 live events with an emphasis on women's basketball, soccer and Olympic sport regular-season and championship events.

The BIG EAST Conference became a reality in May of 1979 through the vision of Gavitt, the former Providence men's basketball coach and athletic director. Providence, St. John's, Georgetown, Syracuse, Seton Hall, Connecticut and Boston College formed the original seven-school alliance, and within the span of just a few years the conference had become a national power in men's basketball. While the composition of the BIG EAST evolved over the next three decades, the focus of its schools did not change, reflecting a tradition of broad-based programs that emphasize academic strength and fair play.

In December of 2012, DePaul, Georgetown, Marquette, Providence, St. John's, Seton Hall and Villanova, announced their intention to separate from the conference's FBS football-playing schools and form an independent association. The seven schools reached an agreement to retain the BIG EAST name and assume the conference's long-term pact with Madison Square Garden to host the BIG EAST Men's Basketball Tournament, one of the premier events in college sports. The schools also announced the addition of three distinguished institutions sharing the same academic and athletic values—Butler, Creighton and Xavier—and forged a landmark, long-term broadcast partnership with FOX Sports. The BIG EAST moved its





# The BIG EAST Scholar-Athlete of the Year

The BIG EAST Basketball Scholar-Athlete of the Year award is one of a number of scholarships presented by the BIG EAST Conference during the academic year. The conference names a winner in men's and women's basketball each year. The winners are chosen by the BIG EAST Academic Affairs Committee.

headquarters from its original location in Providence, R.I., to midtown Manhattan in New York City to complete the transformation. The BIG EAST's new era officially began on July 1, 2013.

To complement its athletic successes, the conference launched BIG EAST Serves in 2014 to align with the service missions of the member institutions. Initiatives housed under the BIG EAST Serves umbrella, the BIG EAST Career Consortium and the national partnership with the It's On Us campaign against campus sexual assaults, reflect the conference's commitment to developing the complete BIG EAST student-athlete and making a positive contribution to the campus communities and the conference's headquarters in New York. In 2017, the BIG EAST hosted a Mental Health Summit to help provide institutional personnel with information, insights and basic training so they can better support the mental health of their student-athletes. That effort continued with the Well Being Forum in 2018.

The BIG EAST and Commissioner Ackerman have taken a leadership role in Sport at the Service of Humanity, an initiative created by the Vatican's Pontifical Council for Culture to focus on how sport and faith can drive positive social change through six principles—joy, compassion, respect, enlightenment, love and balance. Ackerman was a delegate at the inaugural Vatican conference and has served on an advisory committee to develop the framework and content for the initiative as well as regional follow-up events.

The BIG EAST hosts Freshmen Fundamentals, a unique program designed to assist men's basketball student-athletes in the transition from high school to college and the elite level of BIG EAST basketball. The league hosts Transition Game for women's basketball, which assists women's basketball student-athletes in the transition from college player to emerging professional on and off the court.

BIG EAST institutions boast high graduation rates for their student-athletes, and the league has always been able to boast that many of its best athletes are also its best students.

In 2018, for the first time in league history, the individual BIG EAST Men's and Women's Basketball Scholar-Athlete Award winners also were named BIG EAST Players of the Year. Jalen Brunson of Villanova and Allazia Blockton of Marquette were the honorees.

Track and cross country standouts Catarina Braz-Rocha of Providence and Siofra Clerigh Buttner of Villanova were the BIG EAST nominees for the NCAA Woman of the Year Award.

The conference, which crowns champions in 22 sports, had league teams earn a total of 35 NCAA berths and 28 individual NCAA invitations in 2017-18. Nine different national postseason championships saw multiple BIG EAST teams participate, including six teams in men's basketball and a record four squads in women's basketball. Each women's hoops team won its NCAA first-round game. In men's basketball, the BIG EAST has earned 28 NCAA invitations in the five years of the current 10-team alignment.

Current BIG EAST men's basketball programs have enjoyed extraordinary success. Villanova has won three NCAA Championships, in 2018, 2016 and 1985. Georgetown and Marquette also have won the national title. DePaul, Providence, St. John's and Seton Hall have all made the Final Four. The BIG EAST placed three men's basketball teams in the Final Four in 1985—Georgetown, St. John's and Villanova—the only time this has occurred in NCAA history. Over the past 15 years, Butler, Georgetown, Marquette and Villanova have reached the Final Four, with Villanova making three trips and Butler two. Xavier has advanced to the Elite Eight three times and the Sweet 16 four other times.

BIG EAST student-athletes have achieved recent success in other sports as well. A BIG EAST team has won the NCAA women's cross country championship four of the last nine years (Villanova twice, Providence and Georgetown once), with one runner-up finish (Providence). Creighton men's soccer has advanced to the NCAA College Cup twice in the last six seasons, with the Providence men advancing to the College Cup in 2014. Georgetown's women's soccer team reached the College Cup in 2016. Connecticut, an associate member in field hockey, has won three national championships in five years. Denver, as associate member in men's lacrosse, won the NCAA crown in 2015.

In the 39 years since the original league opened its doors, BIG EAST teams have won 41 national championships in eight different sports with 145 student-athletes winning individual national titles in the league's history.

## BASKETBALL SCHOLAR-ATHLETES OF THE YEAR

2018	Jalen Brunson, Villanova; Allazia Blockton, Marquette	2001	Ruben Boumtje Boumtje, Georgetown; Ruth Riley, Notre Dame
2017	Billy Garrett Jr., DePaul; Brooke Schulte, DePaul	2000	Lavor Postell, St. John's; Cal Bouchard, Boston College
2016	Kellen Dunham, Butler; Megan Podkowa, DePaul	1999	Rob Hodgson, Rutgers; Rebecca Burbridge, West Virginia
2015	Alex Barlow, Butler; Brittany Hrynko, DePaul	1998	Pat Garrity, Notre Dame; Raquel Nurse, Syracuse
2014	Alex Barlow, Butler; Katherine Plouffe, Marquette	1997	Ya Ya Dia, Georgetown; Kristyn Cook, Syracuse
2013	Peyton Siva, Louisville; Anna Martin, DePaul	1996	Adrian Griffin, Seton Hall; Jennifer Rizzotti, Connecticut
2012	Tim Abromaitis, Notre Dame; Da'Shena Stevens, St. John's	1995	Marc Molinsky, Boston College; Rebecca Lobo, Connecticut
2011	Tim Abromaitis, Notre Dame; Maya Moore, Connecticut	1994	Arturas Karnishovas, Seton Hall; Rebecca Lobo, Connecticut
2010	Tim Abromaitis, Notre Dame; Maya Moore, Connecticut	1993	Arturas Karnishovas, Seton Hall; Erin Kenneally, Syracuse
2009	Alex Ruoff, West Virginia; Jill Stephens, Cincinnati	1992	Darren Morningstar, Pittsburgh; Wendy Davis, Connecticut
2008	Ted Talkington, West Virginia; Allie Quigley, DePaul	1991	Greg Woodard, Villanova; Carla Wenger, Boston College
2007	Aaron Gray, Pittsburgh; Jenna Rubino, DePaul	1990	Stephen Thompson, Syracuse; Angela Alston, Syracuse
2006	Johannes Herber, West Virginia; Megan Duffy, Notre Dame	1989	Ramon Ramos, Seton Hall; Geraldine Saintilus, Seton Hall
2005	Craig Forth, Syracuse; Ashley Bush, Seton Hall	1988	Mark Plansky, Villanova; Vera Jones, Syracuse
2004	Emeka Okafor, Connecticut; Courtney Mix, Villanova	1987	Harold Jensen, Villanova; Kathy Sweet, Boston College
2003	Emeka Okafor, Connecticut; Alicia Ratay, Notre Dame	1986	Ron Rowan, St. John's; Joannie Powers, Providence
2002	Carlton Carter, Virginia Tech; Nicole Conway, Boston College	1985	Michael Moses, St. John's; Leigh Curl, Connecticut





**VAL ACKERMAN** was named the fifth Commissioner of the Big East Conference on June 26, 2013. She was the founding President of the Women's National Basketball Association (WNBA) and a past President of USA Basketball, which oversees the U.S. men's and women's Olympic basketball program. She has had a long and accomplished career in the sports industry and is one of the few sports executives who has held leadership positions in both men's and women's sports at the collegiate, professional, national team and international levels.

In 2016, Val was recognized by Sports Business Journal as one of the 50 most influential people in the sports business and received the Women's Sports Foundation's Billie Jean King Contribution Award for significant contributions to the development and advancement of women's sports.

Val attended the University of Virginia as one of the school's first female student-athlete scholarship recipients. She was a four-year starter, three-time captain and two-time Academic All-American for the Cavaliers' women's basketball team and the first 1,000-point scorer in the program's history. She graduated with high distinction with a degree in political and social thought in 1981 and played one year of professional basketball in France before earning a law degree from UCLA in 1985.

Val started her legal career as a corporate and banking associate at the New York law firm of Simpson Thacher & Bartlett and joined the National Basketball Association as a staff attorney in 1988. She was as an

executive at the NBA for eight years, serving as Special Assistant to NBA Commissioner David Stern and Director (and later) Vice President of Business Affairs before being named the WNBA's first President in 1996. She guided the league to a much-heralded launch in 1997 and headed its day-to-day operations for its first eight seasons.

In 2005, Val was elected President of USA Basketball for the 2005-08 term, leading the organization to an overall competitive record of 222-23 and gold medal performances by the U.S. men's and women's basketball teams at the 2008 Olympics in Beijing. She was one of the NBA's original appointees to the USA Basketball Board of Directors in 1989 and served as an organizational liaison with USAB during the early years of NBA participation in FIBA competitions, including the 1992 and 1996 Olympics and 1994 World Championships. A USA Basketball Board member for 23 years, Val played a key role in the long-standing success of the U.S. women's national basketball team program, which won gold medals at the 1998, 2002 and 2010 FIBA World Championships and the 1996, 2000, 2004, 2008 and 2012 Olympic Games. In 2013, Val was named the recipient of USA Basketball's Edward S. Steitz Award, which recognizes outstanding contributions in international basketball.

Val also served two terms (2006-10 and 2010-2014) as the U.S. representative for men's and women's basketball on the Central Board of the International Basketball Federation (FIBA), the sport's world governing body. She was a member of FIBA's Competition Commission and served on the Central Board of FIBA Americas, FIBA's zone authority for North, Central and South America.

Val is a member of the Board of Directors for the U.S. Soccer Federation and the NCAA Men's Basketball Oversight Committee. She is also a member of the Board of Directors of the Women's Basketball Hall of Fame, which inducted her as a contributor in 2011, and is a Lifetime Trustee of the Naismith Memorial Basketball Hall of Fame, which presented her with the John Bunn Lifetime Achievement Award in 2008. She has done consulting work for the National Hockey League, which she assisted in formulating a long-term plan to support women's ice hockey, and the NCAA, for which she prepared a comprehensive white paper in 2013 on growth strategies for women's college basketball. She also worked as a free-

lance columnist for espnw.com, where she authored a series of articles on the subject of women and sports and participated as a member of the espnw Advisory Board.

Val's accomplishments in the sports business have earned her numerous awards, including the University of Virginia's Distinguished Alumna Award; the March of Dimes Sports Achievement Award; induction into the GTE Academic All-America Hall of Fame; the Girls Scouts of America National Women of Distinction Juliette Award; the NOW Legal Defense and Education Fund Equal Opportunity Award; inclusion on the Atlantic Coast Conference's 50th Anniversary Women's Basketball team; induction into the International Scholar-Athlete Hall of Fame; the Women's Basketball Coaches Association President's Citation; the NCAA Silver Anniversary Award; the International Olympic Committee Women and Sport Achievement Diploma; the Sports Business Journal Champions in Sports Business Award; inclusion as a Women's Sports Foundation/espnw 40 for 40 Honoree; induction into the National Consortium for Academics and Sports Hall of Fame; the Women in Sports and Events (WISE) 20th Anniversary Women of Distinction Award; the Arthur Ashe Institute for Urban Health Sports Ball Award; the Marquette School of Law Master of the Game Award; and the Emily Couric Leadership Award.

Val is married to Charlie Rappaport, a retired tax partner of Simpson, Thacher & Bartlett. They have two daughters, Emily (a 2014 graduate of Yale) and Sally (a 2017 graduate of Wesleyan).





# 2018-2019 BIG EAST Championships

## BIG EAST 2018-19 CHAMPIONSHIP SITES & DATES

Sport	Host	Championship Dates	Championship Site
Men's Cross Country	Butler	October 27	Northview Church, Indianapolis, Ind.
Women's Cross Country	Butler	October 27	Northview Church, Indianapolis, Ind.
Women's Soccer	Higher Seed	October 28, November 1 & 4	Higher Seed
Field Hockey	Liberty	November 2 & 4	Liberty Field Hockey Field, Lynchburg, Va.
Men's Soccer	Higher Seed	November 3, 7 & 11	Higher Seed
Volleyball	Creighton	November 23-24	D.J. Sokol Arena, Omaha, Neb.
Men's Swimming & Diving	BIG EAST	February 20-23	Nassau Aquatic Center, East Meadow, N.Y.
Women's Swimming & Diving	BIG EAST	February 20-23	Nassau Aquatic Center, East Meadow, N.Y.
Men's Indoor Track & Field	BIG EAST	February 22-23	Spire Institute, Geneva, Ohio
Women's Indoor Track & Field	BIG EAST	February 22-23	Spire Institute, Geneva, Ohio
Women's Basketball	BIG EAST, DePaul	March 9-12	Wintrust Arena, Chicago, Ill.
Men's Basketball	BIG EAST	March 13-16	Madison Square Garden, New York, N.Y.
Men's Tennis	BIG EAST	April 18-21	Cayce Tennis & Fitness Center, Cayce, S.C.
Women's Tennis	BIG EAST	April 18-21	Cayce Tennis & Fitness Center, Cayce, S.C.
Women's Golf	BIG EAST	April 19-21	Callawassie Island GC, Okatie, S.C.
Men's Golf	BIG EAST	April 26-28	Callawassie Island GC, Okatie, S.C.
Men's Lacrosse	Denver	May 2 & 4	Peter Barton Lacrosse Stadium, Denver, Colo.
Women's Lacrosse	Marquette	May 2 & 4	Valley Fields, Milwaukee, Wis.
Softball	DePaul	May 10-11	Ballpark at Rosemont, Rosemont, Ill.
Men's Outdoor Track & Field	BIG EAST	May 10-11	Icahn Stadium, New York, N.Y.
Women's Outdoor Track & Field	BIG EAST	May 10-11	Icahn Stadium, New York, N.Y.
Baseball	Xavier	May 23-26	Prasco Park, Mason, Ohio





# All-time BIG EAST Champions

A year-by-year and sport-by-sport list of BIG EAST champions since the conference's inception in the 1979-80 academic year. Teams listed are those that won the respective BIG EAST postseason tournament or event with the following exceptions: men's lacrosse champions are based on regular-season standings in 2010 and 2011; women's lacrosse champions are based on regular-season standings from 2001-06.

## Baseball

1985	St. John's
1986	St. John's
1987	Seton Hall
1988	St. John's
1989	Villanova
1990	Connecticut
1991	Villanova
1992	Providence
1993	St. John's
1994	Connecticut
1995	Pittsburgh
1996	West Virginia
1997	St. John's
1998	Rutgers
1999	Providence
2000	Rutgers
2001	Seton Hall
2002	Notre Dame
2003	Notre Dame
2004	Notre Dame
2005	Notre Dame
2006	Notre Dame
2007	Rutgers
2008	Louisville
2009	Louisville
2010	St. John's
2011	Seton Hall
2012	St. John's
2013	Connecticut
2014	Xavier
2015	St. John's
2016	Xavier
2017	Xavier
2018	St. John's

**Totals:** St. John's 9, Notre Dame 5, Rutgers 3, Seton Hall 3, Connecticut 3, Xavier 3, Louisville 2, Villanova 2, West Virginia 1, Pittsburgh 1.

## Men's Basketball

1980	Georgetown
1981	Syracuse
1982	Georgetown
1983	St. John's
1984	Georgetown
1985	Georgetown
1986	St. John's
1987	Georgetown
1988	Syracuse
1989	Georgetown
1990	Connecticut
1991	Seton Hall
1992	Syracuse
1993	Seton Hall
1994	Providence
1995	Villanova
1996	Connecticut
1997	Boston College
1998	Connecticut
1999	Connecticut
2000	St. John's
2001	Boston College
2002	Connecticut
2003	Pittsburgh
2004	Connecticut
2005	Syracuse
2006	Syracuse
2007	Georgetown
2008	Pittsburgh
2009	Louisville
2010	West Virginia
2011	Connecticut
2012	Louisville
2013	Louisville
2014	Providence
2015	Villanova
2016	Seton Hall
2017	Villanova
2018	Villanova

**Totals:** Georgetown 7, Connecticut 6, Syracuse 5, Villanova 4, St. John's 3, Louisville 3, Seton Hall 3, Boston College 2, Pittsburgh 2, Providence 2, West Virginia 1.

## Women's Basketball

1983	St. John's
1984	St. John's
1985	Syracuse
1986	Villanova
1987	Villanova
1988	St. John's
1989	Connecticut
1990	Providence
1991	Connecticut
1992	Miami
1993	Miami
1994	Connecticut
1995	Connecticut
1996	Connecticut
1997	Connecticut
1998	Connecticut
1999	Connecticut
2000	Connecticut
2001	Connecticut
2002	Connecticut
2003	Villanova
2004	Boston College
2005	Connecticut
2006	Connecticut
2007	Rutgers
2008	Connecticut
2009	Connecticut
2010	Connecticut
2011	Connecticut
2012	Connecticut
2013	Notre Dame
2014	DePaul
2015	DePaul
2016	St. John's
2017	Marquette
2018	DePaul

**Totals:** Connecticut 18, St. John's 4, Villanova 3, DePaul 3, Miami 2, Marquette 1, Notre Dame 1, Rutgers 1, Syracuse 1, Providence 1, Boston College 1.

## Men's Cross Country

1979	Providence
1980	Providence
1981	Providence
1982	Providence
1983	Villanova
1984	Providence
1985	Providence
1986	Georgetown
1987	Georgetown
1988	Providence
1989	Georgetown
1990	Providence
1991	Providence
1992	Providence
1993	Villanova
1994	Georgetown
1995	Providence
1996	Providence
1997	Notre Dame
1998	Providence
1999	Notre Dame
2000	Providence
2001	Notre Dame
2002	Villanova
2003	Georgetown
2004	Notre Dame
2005	Notre Dame
2006	Providence
2007	Louisville
2008	Georgetown
2009	Syracuse
2010	Syracuse
2011	Villanova
2012	Syracuse
2013	Villanova
2014	Villanova
2015	Georgetown
2016	Georgetown
2017	Georgetown

**Totals:** Providence 15, Georgetown 9, Villanova 6, Notre Dame 5, Syracuse 3, Louisville 1.

## Women's Cross Country

1982	Boston College
1983	Boston College
1984	Villanova
1985	Boston College
1986	Villanova
1987	Villanova
1988	Georgetown
1989	Villanova
1990	Villanova
1991	Villanova
1992	Villanova
1993	Villanova
1994	Villanova
1995	Providence
1996	Providence
1997	Providence
1998	Villanova
1999	Georgetown
2000	Boston College
2001	Georgetown
2002	Notre Dame
2003	Notre Dame
2004	Providence
2005	Notre Dame
2006	Providence
2007	West Virginia
2008	Villanova
2009	Villanova
2010	Villanova
2011	Villanova
2012	Georgetown
2013	Providence
2014	Georgetown
2015	Providence
2016	Providence
2017	Villanova

**Totals:** Villanova 15, Providence 8, Georgetown 5, Boston College 4, Notre Dame 3, West Virginia 1.



# All-time BIG EAST Champions

## Field Hockey

1989	Providence
1990	Villanova
1991	Providence
1992	Connecticut
1993	Syracuse
1994	Boston College
1995	Syracuse
1996	Connecticut
1997	Boston College
1998	Connecticut
1999	Connecticut
2000	Connecticut
2001	Syracuse
2002	Connecticut
2003	Boston College
2004	Connecticut
2005	Connecticut
2006	Connecticut
2007	Connecticut
2008	Syracuse
2009	Connecticut
2010	Syracuse
2011	Syracuse
2012	Connecticut
2013	Connecticut
2014	Connecticut
2015	Connecticut
2016	Connecticut
2017	Connecticut

**Totals:** Connecticut 17, Syracuse 6, Boston College 3, Providence 2, Villanova 1.

## Rowing

2004	Notre Dame
2005	Notre Dame
2006	Notre Dame
2007	Notre Dame
2008	Notre Dame
2009	Notre Dame
2010	Notre Dame
2011	Notre Dame
2012	Notre Dame
2013	Notre Dame

**Totals:** Notre Dame 10.

## Men's Golf

1979	St. John's
1980	Providence
1981	St. John's
1982	St. John's
1983	St. John's
1984	St. John's
1985	Villanova
1986	St. John's
1987	St. John's
1988	St. John's
1989	St. John's
1990	Villanova
1991	Miami
1992	Seton Hall
1993	Providence
1994	Connecticut
1995	Notre Dame
1996	Notre Dame
1997	Notre Dame
1998	Georgetown
2000	Seton Hall
2001	Virginia Tech
2002	Virginia Tech
2003	Virginia Tech
2004	Notre Dame
2005	Notre Dame
2006	Notre Dame
2007	Louisville
2008	Marquette
2009	Louisville
2010	Georgetown
2011	Notre Dame
2012	Notre Dame
2013	USF
2014	St. John's
2015	Marquette
2016	Georgetown
2017	Marquette
2018	Georgetown

**Totals:** St. John's 10, Notre Dame 8, Georgetown 4, Virginia Tech 3, Marquette 3, Louisville 2, Providence 2, Seton Hall 2, Villanova 2, Connecticut 1, Miami 1, USF 1.

## Men's Lacrosse

2010	Syracuse
2011	Syracuse
2012	Syracuse
2013	Syracuse
2014	Denver
2015	Denver
2016	Marquette
2017	Marquette
2018	Georgetown

**Totals:** Syracuse 4, Denver 2, Marquette 2, Georgetown 1.

## Women's Lacrosse

2001	Georgetown
2002	Georgetown
2003	Georgetown
2004	Georgetown
2005	Georgetown
2006	Georgetown
	Syracuse
2007	Syracuse
2008	Syracuse
2009	Notre Dame
2010	Georgetown
2011	Loyola
2012	Loyola
2013	Syracuse
2014	Louisville
2015	Florida
2016	Florida
2017	Florida
2018	Florida

**Totals:** Georgetown 7, Florida 4, Syracuse 4, Loyola 2, Notre Dame 1, Louisville 1.

## Women's Golf

2003	Notre Dame
2004	Notre Dame
2005	St. John's
2006	Louisville
2007	Louisville
2008	Notre Dame
2009	Louisville
2010	Louisville
2011	Notre Dame
2012	USF
2013	Notre Dame
2014	Seton Hall
2015	Seton Hall
2016	Seton Hall
2017	Georgetown
2018	Georgetown

**Totals:** Notre Dame 5, Louisville 4, Seton Hall 3, Georgetown 2, St. John's 1, USF 1.

## Men's Soccer

1982	Syracuse
1983	Connecticut
1984	Connecticut
1985	Syracuse
1986	Seton Hall
1987	Seton Hall
1988	Seton Hall
1989	Connecticut
1990	Boston College
1991	Seton Hall
1992	St. John's
1993	St. John's
1994	St. John's
1995	St. John's
1996	Notre Dame
1997	Rutgers
1998	St. John's
1999	Connecticut
2000	Boston College
2001	St. John's
2002	Boston College
2003	Notre Dame
2004	Connecticut
2005	Connecticut
2006	St. John's
2007	Connecticut
2008	USF
2009	St. John's
2010	Louisville
2011	St. John's
2012	Notre Dame
2013	Marquette
2014	Providence
2015	Georgetown
2016	Butler
2017	Georgetown

**Totals:** St. John's 9, Connecticut 7, Seton Hall 4, Boston College 3, Notre Dame Georgetown 2, Syracuse 2, Butler 1, Marquette 1, Providence 1, Louisville 1, Rutgers 1, USF 1.

## Women's Soccer

1993	Providence
1994	St. John's
1995	Notre Dame
1996	Notre Dame
1997	Notre Dame
1998	Notre Dame
1999	Notre Dame
2000	Notre Dame
2001	Notre Dame
2002	Connecticut
2003	Villanova
2004	Connecticut
2005	Notre Dame
2006	Notre Dame
2007	West Virginia
2008	Notre Dame
2009	Notre Dame
2010	West Virginia
2011	West Virginia
2012	Marquette
2013	Marquette
2014	DePaul
2015	Butler
2016	Georgetown
2017	Georgetown

**Totals:** Notre Dame 11, West Virginia 3, Connecticut 2, Marquette 2, Georgetown 2, Providence 1, St. John's 1, Villanova 1, DePaul 1, Butler 1,



# All-time BIG EAST Champions



## Softball

1990	Connecticut
1991	Connecticut
1992	Connecticut
1993	Connecticut
1994	Providence
1995	Connecticut
1996	Connecticut
1997	Boston College
1998	Boston College
1999	Notre Dame
2000	Notre Dame
2001	Connecticut
2002	Notre Dame
2003	Notre Dame
2004	Seton Hall
2005	Seton Hall
2006	Notre Dame
2007	Louisville
2008	DePaul
2009	Notre Dame
2010	Syracuse
2011	Syracuse
2012	Louisville
2013	USF
2014	DePaul
2015	St. John's
2016	Butler
2017	DePaul
2018	DePaul

**Totals:** Connecticut 7, Notre Dame 6, DePaul 4, Louisville 2, Seton Hall 2, Syracuse 2, St. John's 1, Butler 1, USF 1, Providence 1.

## Men's Swimming & Diving

1980	Syracuse
1981	Villanova
1992	Syracuse
1983	Pittsburgh
1984	Pittsburgh
1985	Pittsburgh
1986	Pittsburgh
1987	Pittsburgh
1988	Pittsburgh
1989	Pittsburgh
1990	Pittsburgh
1991	Pittsburgh
1992	Pittsburgh
1993	Villanova
1994	Pittsburgh
1995	Miami
1996	Syracuse
1997	Pittsburgh
1998	Pittsburgh
1999	Pittsburgh
2000	Pittsburgh
2001	Pittsburgh
2002	Pittsburgh
2003	Pittsburgh
2004	Pittsburgh
2005	Notre Dame
2006	Notre Dame
2007	West Virginia
2008	Notre Dame
2009	Notre Dame
2010	Louisville
2011	Louisville
2012	Notre Dame
2013	Notre Dame
2014	Xavier
2015	Xavier
2016	Xavier
2017	Seton Hall
2018	Seton Hall

**Totals:** Pittsburgh 19, Notre Dame 6, Syracuse 3, Xavier 3, Seton Hall 2, Villanova 2, Louisville 2, West Virginia 1, Miami 1.

## Women's Swimming & Diving

1983	Pittsburgh
1984	Pittsburgh
1985	Pittsburgh
1986	Pittsburgh
1987	Pittsburgh
1988	Pittsburgh
1989	Pittsburgh
1990	Pittsburgh
1991	Pittsburgh
1992	Villanova
1993	Villanova
1994	Villanova
1995	Villanova
1996	Villanova
1997	Notre Dame
1998	Notre Dame
1999	Notre Dame
2000	Notre Dame
2001	Notre Dame
2002	Notre Dame
2003	Notre Dame
2004	Notre Dame
2005	Notre Dame
2006	Notre Dame
2007	Notre Dame
2008	Notre Dame
2009	Notre Dame
2010	Notre Dame
2011	Louisville
2012	Louisville
2013	Louisville
2014	Villanova
2015	Villanova
2016	Villanova
2017	Villanova
2018	Villanova

**Totals:** Notre Dame 14, Villanova 10, Pittsburgh 9, Louisville 3.

## Men's Tennis

1979	Boston College
1980	St. John's
1981	Boston College
1982	Boston College
1983	Boston College
1984	Boston College
1985	Boston College
1986	Boston College
1987	Boston College
1988	Boston College
1989	Georgetown
1990	Boston College
1991	St. John's
1993	Miami
1994	Miami
1995	Miami
1996	Notre Dame
1997	Miami
1998	Miami
1999	Notre Dame
2000	Miami
2001	Miami
2002	Notre Dame
2003	Miami
2004	Notre Dame
2005	Notre Dame
2006	Louisville
2007	Notre Dame
2008	Notre Dame
2009	USF
2010	Louisville
2011	Louisville
2012	Louisville
2013	Notre Dame
2014	St. John's
2015	St. John's
2016	St. John's
2017	Butler
2018	Marquette

**Totals:** Boston College 10, Miami 8, Notre Dame 8, St. John's 5, Louisville 4, Marquette 1, Georgetown 1, USF 1, Butler 1.

## Women's Tennis

1982	Syracuse
1983	Boston College
1984	Syracuse
1985	Syracuse
1986	Boston College
1987	Boston College
1988	Boston College
1989	Boston College
1990	Boston College
1991	Miami
1992	Miami
1993	Miami
1995	Miami
1996	Notre Dame
1997	Notre Dame
1998	Miami
1999	Notre Dame
2000	Miami
2001	Notre Dame
2002	Miami
2003	Notre Dame
2004	Miami
2005	Notre Dame
2006	Notre Dame
2007	USF
2008	Notre Dame
2009	Notre Dame
2010	Notre Dame
2011	Notre Dame
2012	Notre Dame
2013	Notre Dame
2014	DePaul
2015	DePaul
2016	Xavier
2017	DePaul
2018	St. John's

**Totals:** Notre Dame 13, Miami 8, Boston College 6, DePaul 3, Xavier 1, St. John's 1, USF 1, Syracuse 1.



# All-time BIG EAST Champions

## Men's Indoor Track & Field

1980	Connecticut
1981	Seton Hall
1982	Seton Hall
1983	Villanova
1984	Seton Hall
1985	Villanova
1986	Villanova
1987	Pittsburgh
1988	Georgetown
1989	Georgetown
1990	Georgetown
1991	Georgetown
1992	Syracuse
1993	Seton Hall
1994	Georgetown
1995	Georgetown
1996	Georgetown
1997	Connecticut
1998	Georgetown
1999	Georgetown
2000	Georgetown
2001	Georgetown
2002	Connecticut
2003	Notre Dame
2004	Connecticut
2005	Notre Dame
2006	Connecticut
2007	Notre Dame
2008	Connecticut
2009	Connecticut
2010	Notre Dame
2011	Connecticut
2012	Notre Dame
2013	Connecticut
2014	Villanova
2015	Villanova
2016	Villanova
2017	DePaul
2018	Villanova

**Totals:** Georgetown 11, Connecticut 9, Villanova 6, Notre Dame 5, Seton Hall 4, Pittsburgh 1, Syracuse 1, DePaul 1.

## Women's Indoor Track & Field

1983	Villanova
1984	Villanova
1985	Villanova
1986	Villanova
1987	Villanova
1988	Villanova
1989	Pittsburgh
1990	Villanova
1991	Villanova
1992	Georgetown
1993	Villanova
1994	Seton Hall
1995	Georgetown
1996	Georgetown
1997	Villanova
1998	Georgetown
1999	Pittsburgh
2000	Villanova
2001	Georgetown
2002	Notre Dame
2003	Miami
2004	Miami
2005	Pittsburgh
2006	Notre Dame
2007	Georgetown
2008	Connecticut
2009	Connecticut
2010	Villanova
2011	Louisville
2012	Georgetown
2013	Notre Dame
2014	Villanova
2015	Villanova
2016	Marquette
2017	Marquette
2018	Villanova

**Totals:** Villanova 14, Georgetown 7, Pittsburgh 3, Notre Dame 3, Connecticut 2, Marquette 2, Miami 2, Louisville 1, Seton Hall 1.

## Men's Outdoor Track & Field

1981	Villanova
1982	Connecticut
1983	Villanova
1984	Villanova
1985	Villanova
1986	Villanova
1987	St. John's
1988	Georgetown
1989	Pittsburgh
1990	Georgetown
1991	Georgetown
1992	Georgetown
1993	Georgetown
1994	Pittsburgh
1995	Georgetown
1996	Georgetown
1997	Georgetown
1998	Georgetown
1999	Georgetown
2000	Notre Dame
2001	Georgetown
2002	Connecticut
2003	Notre Dame
2004	Notre Dame
2005	Rutgers
2006	Notre Dame
2007	Louisville
2008	Notre Dame
2009	Notre Dame
2010	Notre Dame
2011	Connecticut
2012	Notre Dame
2013	Connecticut
2014	Villanova
2015	Villanova
2016	Marquette
2017	DePaul
2018	Marquette

**Totals:** Georgetown 11, Notre Dame 8, Villanova 7, Connecticut 4, St. John's 2, Marquette 2, Pittsburgh 2, Louisville 1, Rutgers 1, DePaul 1.

## Women's Outdoor Track & Field

1983	Villanova
1984	Villanova
1985	Villanova
1986	Connecticut
1987	Villanova
1988	Villanova
1989	Villanova
1990	Pittsburgh
1991	Pittsburgh
1992	Georgetown
1993	Seton Hall
1994	Pittsburgh
1995	Connecticut
1996	Georgetown
1997	Villanova
1998	Miami
1999	Miami
2000	Villanova
2001	Miami
2002	Miami
2003	Miami
2004	Miami
2005	Pittsburgh
2006	Pittsburgh
2007	Notre Dame
2008	Louisville
2009	Louisville
2010	Louisville
2011	Louisville
2012	Louisville
2013	Notre Dame
2014	Villanova
2015	Villanova
2016	Marquette
2017	Marquette
2018	Villanova

**Totals:** Villanova 11, Miami 6, Louisville 5, Pittsburgh 5, Connecticut 2, Georgetown 2, Notre Dame 2, Marquette 1, Seton Hall 1.

## Women's Volleyball

1982	Pittsburgh
1983	Providence
1984	Pittsburgh
1985	Providence
1986	Pittsburgh
1987	Providence
1988	Pittsburgh
1989	Pittsburgh
1990	Pittsburgh
1991	Pittsburgh
1992	Pittsburgh
1993	Pittsburgh
1994	Pittsburgh
1995	Notre Dame
1996	Notre Dame
1997	Notre Dame
1998	Notre Dame
1999	Georgetown
2000	Notre Dame
2001	Notre Dame
2002	Notre Dame
2003	Pittsburgh
2004	Notre Dame
2005	Notre Dame
2006	Louisville
2007	St. John's
2008	Louisville
2009	Louisville
2010	Louisville
2011	Cincinnati
2012	Louisville
2013	Marquette
2014	Creighton
2015	Creighton
2016	Creighton
2017	Creighton

**Totals:** Pittsburgh 11, Notre Dame 9, Louisville 5, Creighton 4, Providence 3, Marquette 1, Cincinnati 1, Georgetown 1, St. John's 1.



# BIG EAST Presidents



*James Danko  
Butler University*



*Rev. Daniel Hendrickson,  
S.J., Ph.D.  
Creighton University*




*Dr. A. Gabriel Esteban  
DePaul University*



*John J. DeGioia, Ph.D.  
Georgetown University*



*Dr. Michael R. Lovell  
Marquette University*



*Rev. Brian J. Shanley, O.P.  
Providence College*




*Conrado Gempesaw, Ph.D.  
St. John's University*



*Dr. Mary Meehan  
Interim - Seton Hall University*



*Rev. Peter M. Donahue, O.S.A.  
Villanova University*



*Michael J. Graham, S.J.  
Xavier University*

# BIG EAST Athletic Directors



*Barry Collier*  
*Butler University*



*Bruce Rasmussen*  
*Creighton University*



*Jean Lenti Ponsetto*  
*DePaul University*



*Lee Reed*  
*Georgetown University*



*Bill Scholl*  
*Marquette University*



*Robert Driscoll, Jr.*  
*Providence College*



*Mike Cragg*  
*St. John's University*



*Pat Lyons*  
*Seton Hall University*



*Mark Jackson*  
*Villanova University*



*Greg Christopher*  
*Xavier University*





Jay Wright, Villanova

## VILLANOVA CAPTURED SECOND NCAA CROWN IN THREE YEARS

The Villanova Wildcats defeated Michigan 79-62 in the national championship game in San Antonio, Texas, to earn their second NCAA title in three seasons. Donte DiVincenzo, the BIG EAST Sixth Man Award winner, scored a game-high 31 points and was named the Final Four's Most Outstanding Player. He scored the most

points of any reserve in the history of the NCAA title game. As the No. 1 seed that played in the East Region, Villanova won each of its six NCAA contests by at least 12 points. The Wildcats became the first BIG EAST team to win two NCAA crowns in three seasons. They were the 21st BIG EAST squad to reach the Final Four in the 39 seasons of the conference's existence. Two years ago, Villanova defeated North Carolina 77-74 to win the national championship.

## VILLANOVA'S BRUNSON EARNED CONSENSUS NATIONAL PLAYER OF THE YEAR HONORS

Villanova guard Jalen Brunson won every major Player of the Year award and became the consensus National Player of the Year. He won awards from: Associated Press, U.S. Basketball Writers, NABC and Sporting News along with the Naismith Trophy and Wooden Award. Brunson is the second BIG EAST player to be the consensus Player of the Year in the five seasons of the current 10-team alignment. In 2014, Creighton's Doug McDermott was the consensus National Player of the Year.

## BIG EAST GRABBED SIX NCAA BIDS, TWO NO. 1 SEEDS

The BIG EAST received six invitations to the 2018 NCAA Championship and compiled a 9-5 mark in the tournament. Xavier, the league's regular-season champion, and Villanova, the BIG EAST Tournament winner, both earned No. 1 seeds. Seton Hall and Creighton were No. 8 seeds. Providence and Butler were seeded 10th. In 2016-17, the BIG EAST landed seven teams in the NAAs, the highest percentage of NCAA representation for any conference. In its current 10-team alignment, the BIG EAST has earned 28 NCAA bids in five years.

## BIG EAST NON-CONFERENCE RECORD BEST SINCE THE 1980S

For the 2017-18 regular season, the BIG EAST compiled a 103-23 (.817) non-league mark, the third best winning percentage in league history. The top two non-conference winning percentages came in 1984-85 (.836) and 1988-89 (.831). In all three of these seasons, the BIG EAST was

represented in the national championship game. The BIG EAST is still the only conference to place three teams in the Final Four when Georgetown, St. John's and Villanova made it in 1984-85. In 1988-89, Seton Hall played in the NCAA final.

## GAVITT TIPOFF GAMES GET THE SEASON STARTED

The Gavitt Tipoff Games, an annual early-season series played between the BIG EAST and the Big Ten Conferences, is in its fourth year. The annual series is named in honor of Dave Gavitt, founder of the BIG EAST and basketball visionary. The series is eight games during the first full week of the regular season.

### This year's schedule:

<b>Tuesday, Nov. 13</b>		
Wisconsin at Xavier	6:30	FS1
Georgetown at Illinois	8:30	BTN
<b>Wednesday, Nov. 14</b>		
Michigan at Villanova	6:30	FS1
Seton Hall at Nebraska	7:30	BTN
Marquette at Indiana	8:30	FS1
<b>Thursday, Nov. 15</b>		
Ohio State at Creighton	7:00	FS1
Penn State at DePaul	9:00	FS1
<b>Friday, Nov. 16</b>		
St. John's at Rutgers	7:00	BTN



## BIG EAST TEAMS HAVE WON NINE NCAA TITLES

The BIG EAST owns a 9-5 record in national championship games. In addition to the two recent Villanova victories this year and in 2016, the other winners are: Georgetown (1984); Villanova (1985); Connecticut (1999, 2004, 2011); Syracuse (1987); Louisville (2013).

## BIG EAST RETURNING CAREER LEADERS

The following BIG EAST returning players have the highest career totals in their respective categories (BIG EAST games only).

Points	651	Shamorie Ponds, St. John's
Scoring Average	19.7	Shamorie Ponds, St. John's
Rebounds	312	Jessie Govan, Georgetown
Rebounding Average	6.6	Justin Simon, St. John's
3-point Field Goals	107	Markus Howard, Marquette
Assists	194	Eli Cain, DePaul
Assists Average	5.61	Justin Simon, St. John's
Blocks	52	Jessie Govan, Georgetown
Steals	77	Shamorie Ponds, St. John's

## MARQUETTE GETS NEW DIGS, 'NOVA UPGRADES

Marquette is moving into the new Fiserv Arena for the 2018-19 season. The ultramodern venue will have a seating capacity of 17,600. Villanova played all of its home games last season at the Wells Fargo Center in Philadelphia while a major arena renovation project, The Finneran Pavilion, was taking place on campus. The Pavilion will be open for the 2018-19 season with a seating capacity of 6,500.

## VILLANOVA CAPTURED BIG EAST TOURNAMENT CROWN

For the third time in four years, Villanova won the BIG EAST Tournament at Madison Square Garden. In the final, the Wildcats topped Providence 76-66 in overtime. Jalen Brunson scored 31 points and Mikal Bridges added 25 points to lead the Wildcats. Bridges won the Dave Gavitt Trophy as the tournament's Most Outstanding Player. Providence played a record three straight tournament overtime games. The fifth-seeded Friars beat No. 4 Creighton 72-68 in the quarterfinals before edging No. 1 seed Xavier 75-72 in the semifinals.

## XAVIER WON REGULAR SEASON TITLE

For the first time in the five years of the BIG EAST's 10-team alignment, a team other than Villanova finished first in the regular season. Xavier finished 15-3 atop the league standings. Villanova placed second at 14-4.

## NBA DRAFT TAKES FOUR FROM 'NOVA, ONE FROM CREIGHTON

Four members of Villanova's national championship squad and the BIG EAST Defensive Player of the Year from Creighton all heard their names called in the 2018 NBA Draft. Three of the four Villanova standouts went in the first round. Mikal Bridges was chosen 10th by the Philadelphia 76ers and subsequently traded to the Phoenix Suns. Donte DiVincenzo, NCAA Final Four Most Outstanding Player, was taken 17th by the Milwaukee Bucks. Omari Spellman, BIG EAST Freshman of the Year, went to the Atlanta Hawks with the 30th selection. Jalen Brunson, the consensus National Player of the Year and BIG EAST Player of the Year, was chosen in the second round by the Dallas Mavericks with the 33rd overall pick. Creighton's Khyri Thomas, a two-time BIG EAST Defensive Player of the Year, was taken five picks after Brunson at No. 38 by Philadelphia and traded to the Detroit Pistons.

## VILLANOVA HAS THE BEST FIVE-YEAR RECORDS

In the five years of the BIG EAST's 10-team alignment, Villanova has compiled the best record overall and in conference play. The Wildcats also own the best home mark, 41-4.

### OVERALL RECORDS (2013-18)

	Overall	Pct.
Villanova	165-21	.887
Xavier	125-53	.702
Providence	110-62	.640
Butler	105-62	.629
Creighton	107-64	.626
Seton Hall	101-65	.608
Marquette	90-74	.549
Georgetown	84-77	.522
St. John's	79-85	.481
DePaul	53-106	.333

### CONFERENCE RECORDS (2013-18)

	Overall	Pct.
Villanova	77-13	.856
Xavier	57-33	.633
Providence	51-39	.567
Butler	47-43	.522
Creighton	47-43	.522
Seton Hall	44-46	.489
Marquette	40-50	.444
Georgetown	37-53	.411
St. John's	32-58	.356
DePaul	18-72	.200



Mikal Bridges, Villanova

## BIG EAST TOURNEY ATTENDANCE HIGHEST IN 10-TEAM LINEUP

With capacity crowds in three of the five sessions at Madison Square Garden, the BIG EAST Tournament enjoyed its highest attendance figures in the five years of the current 10-team alignment. The Thursday night quarterfinal round, Friday's semifinals and Saturday's championship game filled the World's Most Famous Arena with 19,812 fans.

The average attendance for the four days was 18,789. In 2017, the average attendance for all sessions was 17,556.

## SHOOTAROUND: THE BIG EAST'S LIVE ONLINE SHOW

Last year, the BIG EAST launched Shootaround, a live weekly men's basketball online show that captures interviews and highlights of league action. John Fanta is the host. The BIG EAST Digital Network (BEDN) will carry 225 live streamed events in 2018-19, including every women's basketball conference game not carried by FOX Sports or CBS Sports Network. BEDN content also will include Olympic sports weekly updates, selected news coverage and shoulder programming.



Shootaround host John Fanta and Georgetown's Jessie Govan.



## ST. JOHN'S PONDS NAMED PRESEASON PLAYER OF THE YEAR; PROVIDENCE'S DUKE, VILLANOVA'S QUINERLY SHARE FRESHMAN OF THE YEAR HONORS

St. John's guard Shamorie Ponds has been chosen 2018-19 BIG EAST Preseason Player of the Year by a vote of the league's head coaches. Providence guard David Duke and Villanova guard Jahvon Quinerly have been named co-winners of the BIG EAST Preseason Freshman of the Year award. The coaches, who were not permitted to place their own players on their ballots, also chose an All-BIG EAST First Team, an All-BIG EAST Second Team and All-BIG EAST Honorable Mention.

Ponds, a 6-1 junior from Brooklyn, N.Y., led the BIG EAST in scoring in all games last season with a 21.6 average and ranked second in steals with a 2.3 mark. He ranked fourth in free throw shooting at 85.7 percent and fifth in assists with a 4.7 average. Ponds set his school's sophomore scoring record with 647 points and recorded six 30-point games. He is the only returning member of last year's All-BIG EAST First Team. Ponds is the first St. John's player to win BIG EAST Preseason Player of the Year honors since Malik Sealy shared the award with Georgetown's Alonzo Mourning in 1991-92.

Duke and Quinerly are considered two of the top high school guard prospects in the nation. The 6-5 Duke, a local product of Providence, R.I., averaged 17 points, five rebounds and four assists as a senior at Cushing Academy (Mass.). As a junior, he led Cushing to the AA New England Prep Championship. The 6-1 Quinerly, a native of Hackensack, N.J., averaged 18.5 points and 5.8 assists as a senior at Hudson Catholic and earned an invitation to the McDonald's All-Star Game.

The five-player 2018-19 Preseason All-BIG EAST First Team includes four unanimous selections: Butler guard Kamar Baldwin, Georgetown center Jessie Govan, Marquette guard Markus Howard and Villanova forward Eric Paschall. Providence guard Alpha Diallo also earned first team honors. Govan and Paschall are seniors while Baldwin, Howard and Diallo are juniors.

Baldwin, a 6-1 guard, was second in scoring for Butler last season with a 15.7 average. An all-around performer who is an outstanding defender, he also averaged 4.9 rebounds, 3.2 assists and 1.5 steals. He was even more productive in BIG EAST play, averaging 16.6 points and 5.2 boards. Baldwin also was a BIG EAST All-Tournament Team pick. His two-year point total of 893 is the fourth highest in school history.

Govan is the only returning league player to average a double-double last season. The 6-10 senior center ranked eighth in the league with a 17.9 scoring average and second in rebounding with a 10.0 mark. He shot 50.8 percent from the field.

Howard, an All-BIG EAST Second Team selection last year, has been one of the nation's top shooters in his first two seasons at Marquette. The 5-11 junior was fifth in the league in scoring last season with a 20.4 average and shot 40.4 percent from 3-point range. He was second nationally in free throw shooting, making 93.8 percent.

Diallo, a 6-7 junior, broke out last season as an elite player for Providence. The versatile guard averaged 13.2 points and pulled down 5.8 rebounds. He also plays superb defense. In the BIG EAST Tournament, Diallo averaged 19.3 points and 8.3 rebounds and made the All-Tournament Team.

Paschall averaged 10.6 points and 5.3 rebounds for the national champion Wildcats. The 6-8, 255-pound forward shot 53.3 percent from the field. Paschall enjoyed an outstanding NCAA Tournament, making the NCAA East Region Team and the Final Four All-Tournament Team. He scored 24 points in the national semifinal win against Kansas.

The Preseason All-BIG EAST Second Team is also a collection of juniors and seniors. The seniors are Max Strus of DePaul and Phil Booth of Villanova. The juniors are Sam Hauser of Marquette, Justin Simon of St. John's and Myles Powell of Seton Hall.

Strus, a 6-6 senior, was 11th in the BIG EAST and tops on the Blue Demons in scoring last season with a 16.8 average, which included 81 3-pointers. He averaged 5.6 rebounds.

Booth has been a rock steady guard for Villanova. He averaged 10.0 points last season and dealt 95 assists while committing only 45 turnovers. Booth also is an expert defender.

Hauser is one of the BIG EAST's most productive all-around players. The 6-8 junior averaged 14.1 points, 5.7 rebounds and ranked third in the nation in 3-point shooting, making 48.7 percent.

Simon is another all-around contributor, helping St. John's in every area. The junior averaged 12.2 points and his 7.1 rebounding mark ranked fifth in the BIG EAST. He led the league in steals with a 2.5 average.

Seton Hall's Powell is a top-of-the-line shooter. The junior won BIG EAST Most Improved Player honors last year after averaging 15.5 points. He connected on 94 3-pointers and shot 37.9 percent from beyond the arc.

Preseason All-BIG EAST Honorable Mention includes a pair of forwards, Creighton junior Martin Krampelj and Xavier sophomore Naji Marshall. The 6-9 Krampelj averaged 11.9 points and a team-leading 8.1 rebounds. The 6-7 Marshall averaged 7.7 points, 4.4 rebounds and showed a strong defensive game.



Shamorie Ponds, St. John's

### BIG EAST Preseason Player of the Year

Shamorie Ponds, St. John's  
G, Jr., 6-1, 175, Brooklyn, N.Y.

### BIG EAST Preseason Co-Freshmen of the Year

David Duke, Providence  
G, Fr., 6-5, 198, Providence, R.I.

Jahvon Quinerly, Villanova  
G, Fr., 6-1, 175, Hackensack, N.J.

### BIG EAST Preseason All-BIG EAST First Team

Kamar Baldwin, Butler  
G, Jr., 6-1, 195, Winder, Ga.\*

Jessie Govan, Georgetown  
C, Sr., 6-10, 255, Queens Village, N.Y.\*

Markus Howard, Marquette  
G, Jr., 5-11, 175, Chandler, Ariz.\*

Alpha Diallo, Providence  
G, Jr., 6-7, 211, New York, N.Y.

Eric Paschall, Villanova  
F, Sr., 6-8, 225, Dobbs Ferry, N.Y.\*

### BIG EAST Preseason All-BIG EAST Second Team

Max Strus, DePaul  
F, Sr., 6-6, 215, Hickory Hills, Ill.

Sam Hauser, Marquette  
F, Jr., 6-8, 225, Stevens Point, Wis.

Justin Simon, St. John's  
G, Jr., 6-5, 215, Temecula, Calif.

Myles Powell, Seton Hall  
G, Jr., 6-2, 195, Trenton, N.J.

Phil Booth, Villanova  
G, Sr., 6-3, 194, Baltimore, Md.

### Preseason All-BIG EAST Honorable Mention

Martin Krampelj, Creighton  
F, Jr., 6-9, 235, Grosuplje, Slovenia

Naji Marshall, Xavier  
F, So., 6-7, 222, Atlantic City, N.J.

\* unanimous selection

## VILLANOVA PICKED FIRST AGAIN IN PRESEASON COACHES' POLL

Villanova, the reigning NCAA champion, has been selected to win the 2018-19 BIG EAST regular-season crown in the BIG EAST Preseason Coaches' Poll. The Wildcats received eight first-place votes from the league's head coaches and a total of 79 points in the poll. Marquette and Butler received one first-place vote. Coaches do not place their own teams on their ballots.

The coaches have placed the Wildcats in the top spot for five straight seasons. Villanova had won a league-record four straight BIG EAST crowns outright before finishing second to Xavier last year. Villanova was 14-4 in league play last season, one game behind the Musketeers. The Wildcats won the BIG EAST Tournament and went on to capture their second national championship in three years, finishing with a 36-4 record. Over the last five years, Villanova has compiled a 77-13 regular-season record.

The Wildcats return two starters from last year's team that included four NBA draft picks. Forward Eric Paschall is back after averaging 10.6 points and 5.3 rebounds. Guard Phil Booth averaged 10.0 points and added 95 assists to only 45 turnovers. Both are seniors. Guard Collin Gillespie and forwards Dhamir Cosby-Roundtree and Jermaine Samuels will push for more prominent roles. Villanova also has a heralded recruiting class expected to compete for some available playing time.

Marquette was picked second in the poll, the highest preseason poll position for the Golden Eagles since they were chosen first in 2013-14. Marquette finished 21-14 overall and 9-9 in BIG EAST play last season and welcomes back four starters and two transfers who are expected to play significant roles. Guard Maurice Howard was an All-BIG EAST Second Team selection after averaging 20.4 points and shooting 40.4 percent from 3-point range. Teammate Sam Hauser was third in the nation in 3-point shooting, making 48.7 percent. The junior forward averaged 14.1 points and 5.7 rebounds. The two transfers are forward Ed Morrow and guard Joseph Chartouny.

Providence was tabbed for third place, the Friars' highest preseason poll position in the BIG EAST's current 10-team alignment. The Friars are riding a school record five straight NCAA Tournaments. This year, Providence can look to Alpha Diallo, one of the league's most versatile players. Last year, the 6-7 guard averaged 13.2 points and 6.6 rebounds. Center Emmitt Holt returns after missing last season with an abdominal injury. He averaged 12.4 points and 5.4 rebounds two seasons ago.

St. John's placed fourth in the poll, one point behind Providence. The Red Storm have a nucleus of three quality starters. Junior guard Shamorie Ponds led the league in scoring in all games with a 21.6 average.

He ranked second in the BIG EAST in steals (2.3) and fifth in assists (4.7). Junior guard Justin Simon averaged 12.2 points, 7.1 rebounds and his steal mark of 2.5 led the BIG EAST. Senior forward Marvin Clark II averaged 12.5 points, which included 65 3-pointers, and 4.7 boards. The Johnnies may have as many as seven newcomers battle for some available playing time.

Butler is predicted to finish fifth. Under new coach LaVall Jordan last year, the Bulldogs finished 21-14 and made their fourth straight NCAA Tournament. This season, junior guard Kamar Baldwin will lead Butler after averaging 15.7 points, 4.9 rebounds, 3.2 assists and 1.5 steals. Senior guard Paul Jorgensen (10.2), forward Sean McDermott (7.5, 3.9) and guard Aaron Thompson (4.3) all have starting experience. Center Nate Fowler (5.9, 3.1) will likely move into a starting role. Six returnees averaged at least 15 minutes last season. A promising group of newcomers includes transfer forward Jordan Tucker.

Xavier is slotted for sixth place. Last year, the Musketeers won the BIG EAST regular-season crown with a 15-3 record, finished 29-6 overall and earned the first NCAA Tournament No. 1 seed in school history. New coach Travis Steele has to replace some key contributors, but should be able to count on a strong perimeter game to stay successful. Starting point guard Quentin Goodin averaged 8.7 points and 4.9 assists. Forward Naji Marshall and guard Paul Scruggs excelled as freshmen. Marshall averaged 7.7 points and 4.4 rebounds. Scruggs averaged 4.9 points coming off the bench. Forward Tyrique Jones averaged 7.0 points and 4.5 boards while starting 19 games.

Georgetown is seventh in the poll. Last year, the Hoyas finished 15-15 overall with a young roster. Coach Patrick Ewing enters his second season with senior Jessie Govan, another standout in the long line of outstanding Hoya big men, along with a maturing supporting cast. Govan is the only BIG EAST returning player who averaged a double-double last season with averages of 17.9 points and 10.0 rebounds. Kaleb Johnson (7.9, 4.2) is a returning starter at forward. Last year, forward Jamorko Pickett (9.6, 3.7) and guard Jahvon Blair (9.0) were BIG EAST All-Freshman Team selections.

Seton Hall is picked for eighth place. The Pirates are coming off their third straight trip to NCAA Tournament and third straight season of double-digit BIG EAST wins. This year, coach Kevin Willard has to replace a veteran group of four seniors who won 84 games and scored 5,524 points. One of the new leaders will be junior guard Myles Powell who averaged 15.5 points and was named BIG EAST Most Improved Player. Forward Michael Nzei averaged 3.9 points and 3.9 rebounds while making 17 starts. Sophomore wing Myles

## PRESEASON COACHES' POLL

Pts.

1.. Villanova (8)	79
2. Marquette (1)	70
3. Providence	58
4. St. John's	57
5. Butler (1)	45
6. Xavier	41
7. Georgetown	33
8. Seton Hall	26
9. Creighton	25
10. DePaul	16

(First-place votes in parentheses)

Cale (4.3) may move into a starting role along with a pair of transfers—forward Taurean Thompson and guard Quincy McKnight.

Creighton was chosen ninth, one point behind Seton Hall. The Bluejays are coming off a 21-12 season that included an NCAA Tournament bid. They have won 20 or more games in 18 of the last 20 years. This year, the Bluejays will turn to forward Martin Krampelj, who averaged 11.9 points and 8.1 rebounds before going down with a knee injury. Forward Jacob Epperson showed promise late last year and averaged 6.3 points. Starting point guard Davion Mintz averaged 6.1 points and led the BIG EAST in assist/turnover ratio at 2.8. Mitch Ballock made the BIG EAST All-Freshman Team while averaging 7.3 points. Newcomers include 7-0 Samson Froling, who may earn immediate playing time.

DePaul was 10th in the poll. The Blue Demons can count on forward Max Strus and guard Eli Cain as their cornerstones while working to move up in the standings. Strus averaged 16.8 points and 5.6 rebounds. Cain, a three-year starter, averaged 11.7 points and 4.7 assists. The Blue Demons welcome back guard Devin Gage who missed last season with an Achilles' injury. Transfer Jalen Coleman-Lands should offer immediate help on the wing. Graduate transfer Femi Olujobi should step in at center.



## FOX SPORTS IS THE HOME FOR BIG EAST BASKETBALL

The 2018-19 BIG EAST Conference schedule features a sixth straight season of comprehensive coverage by FOX Sports, the league's television partner.

The BIG EAST will have more over-the-air national telecasts than any conference. The exposure on the FOX broadcast network includes at least 17 games in the regular season, all on weekends. The league's continuing double round-robin competition culminates with FOX Sports complete coverage of the BIG EAST Tournament played at Madison Square Garden.

This season, FS1 will carry more than 100 BIG EAST games overall. All 90 conference regular-season games again will be televised. Eighty-four of the 90 BIG EAST contests will include at least one league team that made the postseason in 2017-18. Play-by-play announcer Gus Johnson along with analysts Bill Raftery and Jim Jackson are back to form the FOX Sports lead announce teams.

CBS Sports and CBS Sports Network again will televise selected BIG EAST games, with CBS Sports carrying at least three contests on its broadcast network. The two league games are St. John's at Georgetown on Jan. 5 and reigning NCAA Champion Villanova at Xavier on Feb. 24. Butler versus Indiana on Dec. 15 in the Crossroads Classic in Indianapolis, Ind., is the non-league contest.

The BIG EAST will have at least 21 over-the-air network broadcasts—17 or 18 on FOX in the regular season, the BIG EAST Tournament title game, and three on CBS Sports.

The CBS Sports Network schedule includes 16 conference contests and at least one non-league game as well as Providence vs. Wichita State in the Veterans Classic on Nov. 9 at the Naval Academy. Each of the six BIG EAST schools that played in the NCAA Tournament will make multiple appearances.

The BIG EAST conference schedule begins Saturday, Dec. 29, with two games—Xavier at DePaul and St. John's at Seton Hall.

The league openers continue on Dec. 31 when Creighton plays at Providence, a battle between two teams that are coming off NCAA Tournament appearances. St. John's hosts Marquette at Carnesecca Arena on Jan. 1. Butler and Georgetown start their league seasons on Jan. 2 with a battle at Hinkle Fieldhouse. The Bulldogs and Hoyas also opened against each other last year when Butler won 91-89 in double overtime in Washington DC. Villanova starts BIG EAST play at home against DePaul on Jan. 2.

Last season, six of the 10 BIG EAST schools—Butler, Creighton, Providence, Seton Hall, Villanova and Xavier—earned NCAA Championship bids and Marquette played in the NIT. Over the first five years of the 10-team BIG EAST, the league has earned 28 NCAA Tournament invitations.

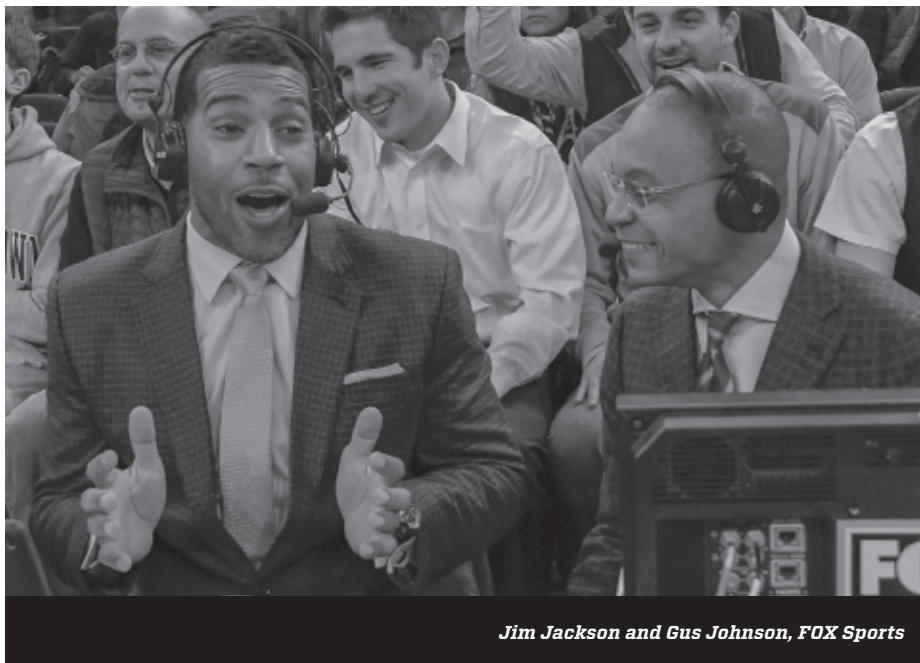
The BIG EAST will play on MLK Day, Jan. 21 when Creighton visits Georgetown.

FOX and FS1 again will serve as the television home of the BIG EAST Tournament at Madison Square Garden on March 13-16. The World's Most Famous Arena will host the tourney for the 37th consecutive year. The event is college basketball's longest running postseason conference tourney held at the same venue. The FOX broadcast network will carry the championship game at 6:30 p.m. ET on Saturday, March 16. All other rounds will be telecast on FS1.

Additionally, FS1 will telecast all four BIG EAST home games in the fourth annual Gavitt Tipoff Games, a series between the BIG EAST and the Big Ten Conferences held during the first full week of the regular season. Those games are: Wisconsin at Xavier on Nov. 13, Michigan at Villanova on Nov. 14 and Ohio State at Creighton along with Penn State at DePaul on Nov. 15.



*Bill Raftery, FOX Sports*



*Jim Jackson and Gus Johnson, FOX Sports*

# The BIG EAST on Television

## HIGHLIGHTS OF THE 2018-19 SCHEDULE INCLUDE:

- BIG EAST coverage on the FOX broadcast network includes at least 13 league games and four non-league contests. FOX will carry BIG EAST doubleheaders on Sunday, Jan. 27, and Saturday, Feb. 23. On Jan. 27, Georgetown meets St. John's at Madison Square Garden followed by Seton Hall at Villanova. On Feb. 23, Marquette plays at Providence followed by Georgetown at Creighton. On both doubleheader days, the first game starts at noon and the second contest begins at 2:30 p.m.
- CBS Sports will telecast three games involving BIG EAST teams: Butler meets Indiana in the annual Crossroads Classic in Indianapolis, Ind., on Dec. 15. St. John's plays at Georgetown in a battle between coaches Chris Mullin of the Red Storm and Patrick Ewing of the Hoyas on Jan. 5. Villanova travels to Xavier on Feb. 24. Last year, Villanova swept Xavier, but the Musketeers won the regular-season title.
- CBS Sports Network again will carry another strong lineup of BIG EAST competition, including 16 conference games, at least one non-conference game and Providence vs. Wichita State in the Veterans Classic at the Naval Academy. The first league contest is Marquette at Creighton on Jan. 9.
- The BIG EAST again will have a game on MLK Day, Jan. 21. Creighton plays at Georgetown at 8:30 p.m. on FS1.
- For the fourth straight year, the BIG EAST Tournament championship final will be carried on FOX. Tipoff will be 6:30 p.m. ET. The FS1 tourney coverage will begin with a first-round-doubleheader on Wednesday, March 13. Quarterfinal doubleheaders will be played Thursday afternoon and evening, March 14. The semifinal doubleheader will be held Friday, March 15, followed by the championship game on Saturday evening, March 16.
- FS2 and the FOX Sports Regional Networks will air games not carried by FOX, FS1, CBS or CBS Sports Network, including conference and non-conference contests.
- For the sixth straight year, the BIG EAST will feature an 18-game double round-robin conference schedule.

## FS1 To Telecast More Than 100 Games; FOX Broadcast Network Exposure Increases To At Least 18 Games



## BIG EAST DIGITAL NETWORK

BIG EAST basketball during the 2018-19 season will also be seen on the BIG EAST Digital Network. BEDN has its own branded channel within the FOX Sports App. The FOX Sports App provides live streaming video of FOX Sports content at home or on-the-go. FOX Sports App users who are also subscribers of participating video providers can live stream men's basketball telecasts carried on the FOX broadcast network, FS1, FS2, and the FOX Sports Regional Networks.

Last year, the BIG EAST launched Shootaround, a live weekly men's basketball online show that captures interviews and highlights of league action. BEDN will carry 225 live streamed events in 2018-19, including every women's basketball conference game not carried by FOX Sports or CBS Sports Network. BEDN content also will include Olympic sports weekly updates, selected news coverage and shoulder programming.

CBS Sports' coverage will be available to stream live via the CBS All Access subscription service, with additional coverage on CBSSports.com and the CBS Sports app.



## FOX BROADCAST NETWORK SCHEDULE

Dec. 1	Louisville at Seton Hall .....	Noon
	Gonzaga at Creighton .....	2:30
Dec. 8	Wisconsin at Marquette .....	5:00
Jan. 5	Villanova at Providence* .....	2:30
Jan. 6	Xavier at Marquette .....	Noon/4:30
Jan. 13	Villanova at Creighton .....	Noon/4:30
Jan. 19	St. John's at Butler .....	2:30
Jan. 27	Georgetown at St. John's <sup>MSG</sup> .....	Noon
	Seton Hall at Villanova .....	2:30
Feb. 9	Villanova at Marquette .....	2:30
Feb. 16	Providence at Xavier .....	2:30
Feb. 23	Marquette at Providence .....	Noon
	Georgetown at Creighton .....	2:30
March 2	Butler at Villanova .....	2:30
March 9	FOX Wildcard .....	TBD
	FOX Wildcard .....	TBD
	FOX Wildcard .....	TBD

\*May be carried on FS1; <sup>MSG</sup>Madison Square Garden



## CBS SPORTS SCHEDULE

Dec. 15	Butler vs. Indiana .....	12:30
Jan. 5	Georgetown at St. John's <sup>MSG</sup> .....	Noon
Feb. 24	Villanova at Xavier .....	1:30

<sup>MSG</sup>Madison Square Garden



## MARTIN LUTHER KING, JR. DAY

### GAME ON FS1

Jan. 21	Creighton at Georgetown .....	8:30
---------	-------------------------------	------





# The BIG EAST on Television



## BIG EAST GAMES ON TV

	Time (ET)	Network		Time (ET)	Network		Time (ET)	Network
<b>Saturday, December 29</b>			<b>Wednesday, January 23</b>			<b>Wednesday, February 20</b>		
Xavier at DePaul	2:00	FS1	Providence at Xavier	6:30	FS1	Villanova at Georgetown	6:30	FS1
St. John's at Seton Hall	8:30	FSN	DePaul at Marquette	8:30	FS1	Xavier at Seton Hall	7:00	CBSSN
						St. John's at Providence	8:30	FS1
<b>Monday, December 31</b>			<b>Friday, January 25</b>			Creighton at DePaul	9:00	FSN
Creighton at Providence	4:00	FS1	Butler at Creighton	8:30	FS1	Butler at Marquette	9:00	CBSSN
<b>Tuesday, January 1</b>			<b>Saturday, January 26</b>			<b>Saturday, February 23</b>		
Marquette at St. John's <sup>CA</sup>	7:00	FS1	Marquette at Xavier	2:00	FS1	Marquette at Providence	Noon	FOX
						Georgetown at Creighton	2:30	FOX
<b>Wednesday, January 2</b>			<b>Sunday, January 27</b>			Seton Hall at St. John's <sup>MSG</sup>	8:00	FS1
Seton Hall at Xavier	6:30	FS1	Georgetown at St. John's <sup>MSG</sup>	Noon	FOX			
Georgetown at Butler	7:00	FSN	DePaul at Providence	Noon	FS1	<b>Sunday, February 24</b>		
DePaul at Villanova	8:30	FS1	Seton Hall at Villanova <sup>WFC</sup>	2:30	FOX	Villanova at Xavier	1:30	CBS
<b>Saturday, January 5</b>			<b>Wednesday, January 30</b>			<b>Tuesday, February 26</b>		
Creighton at Butler	Noon	FS1	Marquette at Butler	6:30	FS1	Providence at Butler	7:00	FS1
St. John's at Georgetown	1:00	CBS	Providence at Seton Hall	7:00	FSN			
Villanova at Providence	2:00	FOX or FS1	Villanova at DePaul	8:00	CBSSN	<b>Wednesday, February 27</b>		
			St. John's at Creighton	8:30	FS1	DePaul at Georgetown	7:00	CBSSN
<b>Sunday, January 6</b>			<b>Thursday, January 31</b>			Marquette at Villanova	9:00	FS1
Xavier at Marquette	Noon/4:30	FOX	Xavier at Georgetown	8:00	CBSSN			
Seton Hall at DePaul	1/5:00	FS1				<b>Thursday, February 28</b>		
			<b>Saturday, February 2</b>			Xavier at St. John's <sup>CA</sup>	6:30	FS1
<b>Tuesday, January 8</b>			Seton Hall at Butler	Noon	FS1			
St. John's at Villanova	7:00	FS1	Providence at DePaul	2:30	FS1	<b>Saturday, March 2</b>		
						Butler at Villanova <sup>WFC</sup>	2:00	FOX
<b>Wednesday, January 9</b>			<b>Sunday, February 3</b>			Seton Hall at Georgetown	6:30	CBSSN
Georgetown at Xavier	6:30	FS1	Georgetown at Villanova	Noon	FS1			
Butler at Seton Hall	8:30	FS1	Xavier at Creighton	1:00	FSN	<b>Sunday, March 3</b>		
Marquette at Creighton	9:00	CBSSN				St. John's at DePaul	Noon	FS1
			<b>Tuesday, February 5</b>			Creighton at Marquette	3:00	FS1
<b>Saturday, January 12</b>			St. John's at Marquette	8:00	FS1			
Providence at Georgetown	Noon	FS1				<b>Tuesday, March 5</b>		
Seton Hall at Marquette	2:00	FS1	<b>Wednesday, February 6</b>			Xavier at Butler	6:00	FS1
DePaul at St. John's <sup>CA</sup>	6:00	CBSSN	Georgetown at Providence	7:30	FS1			
			Creighton at Villanova	8:00	CBSSN	<b>Wednesday, March 6</b>		
<b>Sunday, January 13</b>			<b>Saturday, February 9</b>			Marquette at Seton Hall	6:30	FS1
Villanova at Creighton	Noon/4:30	FOX	Butler at Georgetown	Noon	FSN	Providence at Creighton	8:00	CBSSN
Butler at Xavier	Noon	CBSSN	Providence at St. John's <sup>MSG</sup>	Noon	CBSSN	Georgetown at DePaul	8:30	FS1
			Villanova at Marquette	2:30	FOX			
<b>Tuesday, January 15</b>			Creighton at Seton Hall	8:00	CBSSN	<b>Saturday, March 9</b>		
Seton Hall at Providence	6:30	FS1	DePaul at Xavier	8:00	FS1	Butler at Providence	Noon	TBD
Marquette at Georgetown	8:30	FS1			Georgetown at Marquette	Noon/2:30	TBD	
			<b>Tuesday, February 12</b>			DePaul at Creighton	TBD	TBD
<b>Wednesday, January 16</b>			Marquette at DePaul	8:00	FSN	Villanova at Seton Hall	TBD	TBD
Creighton at St. John's <sup>CA</sup>	6:30	FS1	Butler at St. John's <sup>CA</sup>	8:30	CBSSN	St. John's at Xavier	TBD	TBD
Butler at DePaul	8:30	FS1						
			<b>Wednesday, February 13</b>					
<b>Friday, January 18</b>			Providence at Villanova	6:30	FS1			
Xavier at Villanova <sup>WFC</sup>	8:30	FS1	Georgetown at Seton Hall	8:30	FS1			
			Creighton at Xavier	8:30	CBSSN			
<b>Saturday, January 19</b>			<b>Saturday, February 16</b>					
St. John's at Butler	4:30	FOX	Xavier at Providence	2:00	FOX			
DePaul at Seton Hall	8:00	FS1	DePaul at Butler	8:00	FS1			
<b>Sunday, January 20</b>			<b>Sunday, February 17</b>					
Providence at Marquette	Noon	CBSSN	Seton Hall at Creighton	3:00	FS1			
			Villanova at St. John's <sup>MSG</sup>	5:00	FS1			
<b>Monday, January 21</b>								
Creighton at Georgetown	8:30	FS1						
<b>Tuesday, January 22</b>								
Villanova at Butler	7:00	FS1						



ARENA KEY: <sup>CA</sup> Carnesecca Arena; <sup>MSG</sup> Madison Square Garden; <sup>WFC</sup> Wells Fargo Center

# 2018-2019 Composite Schedule

DAY	DATE	TIME (ET)	GAME	TV	NOTES
Tue.	Nov. 6	6:30	Wagner at SETON HALL <sup>WG</sup>	FS2	
Tue.	Nov. 6	6:30	Siena at PROVIDENCE	FSN	Hoop Hall Tipoff
Tue.	Nov. 6	6:30	Loyola (Md.) at ST JOHN'S <sup>CA</sup>	FSN	Legends Classic
Tue.	Nov. 6	7:00	Morgan State at VILLANOVA <sup>PAV</sup>	FS1	
Tue.	Nov. 6	8:30	Western Illinois at CREIGHTON	FSN	
Tue.	Nov. 6	8:30	IUPUI at XAVIER	FS2	
Tue.	Nov. 6	8:30	Maryland Eastern Shore at GEORGETOWN	FSN	Jamaica Classic
Tue.	Nov. 6	9:00	UMBC at MARQUETTE	FS1	
Wed.	Nov. 7	7:30	Bethune-Cookman at DEPAUL	FS1 or FS2	
Fri.	Nov. 9	6:00	PROVIDENCE vs. Wichita State	CBSSN	Veterans Classic <i>(at Navy's Alumni Hall)</i>
Fri.	Nov. 9	6:30	Bowling Green at ST. JOHN'S <sup>CA</sup>	FS2	Legends Classic
Sat.	Nov. 10	4:00	Evansville at XAVIER	FSN	
Sat.	Nov. 10	4:00	Bethune-Cookman at MARQUETTE	FS2	Preseason NIT
Sat.	Nov. 10	6:00	Central Connecticut at GEORGETOWN	FS2	Jamaica Classic
Sat.	Nov. 10	7:00	Miami (Ohio) at BUTLER	FSN	
Sat.	Nov. 10	8:00	Quinnipiac at VILLANOVA <sup>WF</sup>	FS2	
Sun.	Nov. 11	1:30	East Tennessee at CREIGHTON	FS1	Cayman Basketball Classic
Mon.	Nov. 12	6:30	Detroit Mercy at BUTLER	FS1	Battle 4 Atlantis
Mon.	Nov. 12	8:30	Morgan State at DEPAUL	FS1	
Tue.	Nov. 13	6:30	Wisconsin at XAVIER	FS1	Gavitt Tipoff Games
Tue.	Nov. 13	7:00	Holy Cross at PROVIDENCE	FS2	Hoop Hall Tipoff
Tue.	Nov. 13	8:30	GEORGETOWN at Illinois	B10	Gavitt Tipoff Games
Wed.	Nov. 14	6:30	Michigan at VILLANOVA <sup>PAV</sup>	FS1	Gavitt Tipoff Games
Wed.	Nov. 14	7:30	SETON HALL at Nebraska	BTN	Gavitt Tipoff Games
Wed.	Nov. 14	8:30	MARQUETTE at Indiana	FS1	Gavitt Tipoff Games
Thu.	Nov. 15	7:00	Ohio State at CREIGHTON	FS1	Gavitt Tipoff Games
Thu.	Nov. 15	9:00	Penn State at DEPAUL	FS1	Gavitt Tipoff Games
Fri.	Nov. 16	7:00	GEORGETOWN vs. Loyola Marymount	CBSSN	Jamaica Classic <i>(Montego Bay CC)</i>
Fri.	Nov. 16	7:00	ST. JOHN'S at Rutgers	B10	Gavitt Tipoff Games
Fri.	Nov. 16	8:00	Mississippi at BUTLER	FS2	
Sat.	Nov. 17	1:00	Presbyterian at MARQUETTE	FSN	
Sat.	Nov. 17	2:30	PROVIDENCE vs. South Carolina	ESPN3	Hoop Hall Tipoff <i>(Mohegan Sun)</i>
Sat.	Nov. 17	5:00	Furman at VILLANOVA <sup>PAV</sup>	FS2	Advocare Invitational
Sat.	Nov. 17	8:00	St. Louis at SETON HALL	FS2	
Sun.	Nov. 18	12:00	GEORGETOWN vs. USF	CBSSN	Jamaica Classic <i>(Montego Bay CC)</i>
Sun.	Nov. 18	1:00 or 3:30	PROVIDENCE vs. George Washington/Michigan	ESPN/ESPN2	Hoop Hall Tipoff <i>(Mohegan Sun)</i>
Mon.	Nov. 19	2:30	XAVIER vs. Auburn	ESPN2	Maui Invitational
Mon.	Nov. 19	7:30	CREIGHTON vs. Boise State		Cayman Basketball Classic
Mon.	Nov. 19	7:00	ST. JOHN'S vs. California <sup>BC</sup>	ESPN2	Legends Classic
Tue.	Nov. 20	5:00 or 7:30	CREIGHTON vs. St Bonaventure/Georgia State		Cayman Basketball Classic
Tue.	Nov. 20	8:00 or 2:30	XAVIER vs. Duke/San Diego State	ESPN/ESPN2	Maui Invitational
Tue.	Nov. 20	5:00 or 7:30	ST. JOHN'S vs. Temple/VCU <sup>BC</sup>	ESPNU/ESPN2	Legends Classic
Wed.	Nov. 21	7:00	BUTLER vs. Dayton	ESPNews	Battle 4 Atlantis
Wed.	Nov. 21	7:00	MARQUETTE vs. Kansas <sup>BC</sup>	ESPN2	Preseason NIT
Wed.	Nov. 21	TBD	CREIGHTON vs. TBD		Cayman Basketball Classic
Wed.	Nov. 21	TBD	XAVIER vs. TBD		Maui Invitational

ARENA KEY: <sup>CA</sup> Carnesecca Arena; <sup>BC</sup> Barclays Center; <sup>WG</sup> Walsh Gymnasium; <sup>PAV</sup> Finneran Pavilion;  
<sup>MSG</sup> Madison Square Garden; <sup>WF</sup> Wells Fargo Center



# 2018-2019 Composite Schedule



DAY	DATE	TIME (ET)	GAME	TV	NOTES
Thu.	Nov. 22	1:30	VILLANOVA vs. Canisius	ESPN/ESPN2	Advocare Invitational
Thu.	Nov. 22	4:00 or 9:30	BUTLER vs. Virginia/Middle Tenn.	ESPN/ESPN2	Battle 4 Atlantis
Thu.	Nov. 22	9:00	SETON HALL vs. Grand Canyon	ESPN3	Wooden Legacy
Fri.	Nov. 23	7:00 or 9:00	MARQUETTE vs. Louisville/Tenn. <sup>BC</sup>	ESPN2	Preseason NIT
Fri.	Nov. 23	11:30 a.m. or 9:30	SETON HALL vs. Hawaii/Utah	ESPN2	Wooden Legacy
Fri.	Nov. 23	11:30 a.m. or 1:30	VILLANOVA vs. Oklahoma State/Memphis	ESPN/ESPN2	Advocare Invitational
Fri.	Nov. 23	TBD	BUTLER vs. TBD		Battle 4 Atlantis
Sat.	Nov. 24	12:00	Campbell at GEORGETOWN	FSN	
Sat.	Nov. 24	12:00	DEPAUL at Notre Dame	TBD	
Sat.	Nov. 24	4:00	Iona at PROVIDENCE	FSN	
Sun.	Nov. 25	TBD	SETON HALL vs. TBD		Wooden Legacy
Sun.	Nov. 25	TBD	VILLANOVA vs. TBD		Advocare Invitational
Tue.	Nov. 27	6:30	UMES at ST. JOHN'S <sup>CA</sup>	FS1	
Tue.	Nov. 27	8:00	Charleston Southern at MARQUETTE	FSN	
Tue.	Nov. 27	8:30	Fairleigh Dickinson at PROVIDENCE	FS1	
Wed.	Nov. 28	6:30	Miami (Ohio) at XAVIER	FS1	
Wed.	Nov. 28	7:00	Richmond at GEORGETOWN	CBSSN	
Wed.	Nov. 28	8:00	Cleveland State at DEPAUL	FS2	
Wed.	Nov. 28	8:30	Montana at CREIGHTON	FS1	
Sat.	Dec. 1	12:00	Louisville at SETON HALL	FOX	
Sat.	Dec. 1	12:00	Oakland at XAVIER	FS1	
Sat.	Dec. 1	12:00	ST. JOHN'S vs. Georgia Tech	ESPNU	Hoopball Miami Invitational
Sat.	Dec. 1	2:00	Gonzaga at CREIGHTON	FOX	
Sat.	Dec. 1	2:30	Kansas State at MARQUETTE	FS1	
Sat.	Dec. 1	5:00	Rhode Island at PROVIDENCE	FS1	
Sat.	Dec. 1	3:00	VILLANOVA at La Salle <sup>PAL</sup>	ESPN2	
Sat.	Dec. 1	5:00	BUTLER at St. Louis	TBD	
Mon.	Dec. 3	6:30	Liberty at GEORGETOWN	FS2	
Mon.	Dec. 3	8:30	Florida A&M at DEPAUL	FS1	
Tue.	Dec. 4	6:30	New Hampshire at SETON HALL	FS1	
Tue.	Dec. 4	7:00	PROVIDENCE at Boston College	ESPN2	
Tue.	Dec. 4	8:30	UTEP at MARQUETTE	FS1	
Wed.	Dec. 5	6:30	Mount St. Mary's at ST. JOHN'S <sup>CA</sup>	FS2	
Wed.	Dec. 5	6:30	Ohio at XAVIER	FS1	
Wed.	Dec. 5	7:00	Brown at BUTLER	FSN	
Wed.	Dec. 5	8:30	Temple at VILLANOVA <sup>PAV</sup>	FS1	
Fri.	Dec. 7	7:00	Massachusetts at PROVIDENCE	FS1	
Sat.	Dec. 8	12:00	DEPAUL at Northwestern	BTN	
Sat.	Dec. 8	12:00	SETON HALL vs. Kentucky <sup>MSG</sup>	FOX	Citi Hoops Classic
Sat.	Dec. 8	2:00	St. Joseph's at VILLANOVA <sup>PAV</sup>	FS1	
Sat.	Dec. 8	2:00	XAVIER at Cincinnati	ESPN2	
Sat.	Dec. 8	3:30	GEORGETOWN at Syracuse	ESPN	
Sat.	Dec. 8	4:30	Northern Illinois at BUTLER	FS1	
Sat.	Dec. 8	5:00	Wisconsin at MARQUETTE	FOX	
Sat.	Dec. 8	6:00	CREIGHTON at Nebraska	BTN	
Sun.	Dec. 9	1:00	Princeton at ST. JOHN'S <sup>MSG</sup>	FS1	MSG Holiday Festival
Tue.	Dec. 11	7:00	VILLANOVA at Pennsylvania	ESPN2	

# 2018-2019 Composite Schedule

DAY	DATE	TIME (ET)	GAME	TV	NOTES
Wed.	Dec. 12	8:00	Chicago State at DEPAUL	FS1	
Fri.	Dec. 14	7:00	Illinois-Chicago at DEPAUL	FS1	
Fri.	Dec. 14	9:00	Green Bay at CREIGHTON	FS1	
Sat.	Dec. 15	12:00	Southern Methodist at GEORGETOWN	FS1	
Sat.	Dec. 15	12:00	VILLANOVA at Kansas	ESPN	
Sat.	Dec. 15	2:00	Rutgers at SETON HALL	FS1	
Sat.	Dec. 15	3:45	BUTLER vs. Indiana	CBS	Crossroads Classic
Sat.	Dec. 15	8:00	Eastern Kentucky at XAVIER	FS1	
Sun.	Dec. 16	2:00	Central Connecticut at PROVIDENCE	FS1	
Sun.	Dec. 16	4:30	Wagner at ST. JOHN'S <sup>CA</sup>	FS1	
Tue.	Dec. 18	6:30	Appalachian State at GEORGETOWN	FS1	
Tue.	Dec. 18	7:00	Albany at PROVIDENCE	FSN	
Tue.	Dec. 18	7:00	XAVIER at Missouri	ESPNU	
Tue.	Dec. 18	8:30	Presbyterian at BUTLER	FS1	
Tue.	Dec. 18	9:00	North Dakota at MARQUETTE	FSN	
Tue.	Dec. 18	9:00	CREIGHTON at Oklahoma	ESPNU	
Wed.	Dec. 19	6:30	St. Francis (NY) at ST. JOHN'S <sup>CA</sup>	FS1	
Wed.	Dec. 19	6:30	Sacred Heart at SETON HALL	FS2	
Wed.	Dec. 19	8:30	Incarinate Word at DEPAUL	FS2	
Thu.	Dec. 20	8:00	Coe College at CREIGHTON	FS1	
Fri.	Dec. 21	6:30	UC-Irvine at BUTLER	FS1	
Fri.	Dec. 21	7:00	Detroit at XAVIER	FS2	
Fri.	Dec. 21	8:30	Buffalo at MARQUETTE	FS1	
Fri.	Dec. 21	9:00	PROVIDENCE at Texas	ESPN2	
Sat.	Dec. 22	12:00	Little Rock at GEORGETOWN	FSN	
Sat.	Dec. 22	12:30	VILLANOVA vs. Connecticut <sup>MSG</sup>	CBS	
Sat.	Dec. 22	3:30	Boston College at DEPAUL	FS1	
Sat.	Dec. 22	5:30	SETON HALL at Maryland	FS1	
Sat.	Dec. 22	8:00	Sacred Heart at ST. JOHN'S <sup>CA</sup>	FS1	
Thu.	Dec. 27	8:00	UMKC at CREIGHTON	FS1	
Fri.	Dec. 28	8:00	Southern at MARQUETTE	FS1	
Sat.	Dec. 29	12:00	Howard at GEORGETOWN	FS1	
Sat.	Dec. 29	12/2p/4p	BUTLER at Florida	ESPNU	
Sat.	Dec. 29	2:00	XAVIER at DEPAUL	FS1	
Sat.	Dec. 29	8:30	ST. JOHN'S at SETON HALL	FSN	
Mon.	Dec. 31	4:00	CREIGHTON at PROVIDENCE	FS1	
Tue.	Jan. 1	7:00	MARQUETTE at ST. JOHN'S <sup>CA</sup>	FS1	
Wed.	Jan. 2	6:30	SETON HALL at XAVIER	FS1	
Wed.	Jan. 2	7:00	GEORGETOWN at BUTLER	FSN	
Wed.	Jan. 2	8:30	DEPAUL at VILLANOVA <sup>PAV</sup>	FS1	
Sat.	Jan. 5	12:00	CREIGHTON at BUTLER	FS1	
Sat.	Jan. 5	1:00	ST. JOHN'S at GEORGETOWN	CBS	
Sat.	Jan. 5	2:00	VILLANOVA at PROVIDENCE	FOX/FS1	
Sun.	Jan. 6	12:00 or 4:30	XAVIER at MARQUETTE	FOX	
Sun.	Jan. 6	1:00 or 5:00	SETON HALL at DEPAUL	FS1	

ARENA KEY: <sup>CA</sup> Carnesecca Arena; <sup>BC</sup> Barclays Center; <sup>WG</sup> Walsh Gymnasium; <sup>PAV</sup> Finneran Pavilion;  
<sup>MSG</sup> Madison Square Garden; <sup>WFC</sup> Wells Fargo Center; <sup>PAL</sup> The Palestra



# 2018-2019 Composite Schedule



DAY	DATE	TIME (ET)	GAME	TV	NOTES
Tue.	Jan. 8	7:00	ST. JOHN'S at VILLANOVA <sup>PAV</sup>	FS1	
Wed.	Jan. 9	6:30	GEORGETOWN at XAVIER	FS1	
Wed.	Jan. 9	7:00	MARQUETTE at CREIGHTON	CBSSN	
Wed.	Jan. 9	8:30	BUTLER at SETON HALL	FS1	
Sat.	Jan. 12	12:00	PROVIDENCE at GEORGETOWN	FS1	
Sat.	Jan. 12	2:00	SETON HALL at MARQUETTE	FS1	
Sat.	Jan. 12	6:00	DEPAUL at ST. JOHN'S <sup>CA</sup>	CBSSN	
Sun.	Jan. 13	12:00 or 430	VILLANOVA at CREIGHTON	FOX	
Sun.	Jan. 13	12:00	BUTLER at XAVIER	CBSSN	
Tue.	Jan. 15	6:30	SETON HALL at PROVIDENCE	FS1	
Tue.	Jan. 15	8:30	MARQUETTE at GEORGETOWN	FS1	
Wed.	Jan. 16	6:30	CREIGHTON at ST. JOHN'S <sup>CA</sup>	FS1	
Wed.	Jan. 16	8:30	BUTLER at DEPAUL	FS1	
Fri.	Jan. 18	8:30	XAVIER at VILLANOVA <sup>WFC</sup>	FS1	
Sat.	Jan. 19	4:30	ST. JOHN'S at BUTLER	FOX	
Sat.	Jan. 19	8:00	DEPAUL at SETON HALL	FS1	
Sun.	Jan. 20	12:00	PROVIDENCE at MARQUETTE	CBSSN	
Mon.	Jan. 21	8:30	CREIGHTON at GEORGETOWN	FS1	
Tue.	Jan. 22	7:00	VILLANOVA at BUTLER	FS1	
Wed.	Jan. 23	6:30	PROVIDENCE at XAVIER	FS1	
Wed.	Jan. 23	8:30	DEPAUL at MARQUETTE	FS1	
Fri.	Jan. 25	8:30	BUTLER at CREIGHTON	FS1	
Sat.	Jan. 26	2:00	MARQUETTE at XAVIER	FS1	
Sun.	Jan. 27	12:00	DEPAUL at PROVIDENCE	FS1	
Sun.	Jan. 27	12:00	GEORGETOWN at ST. JOHN'S <sup>MSG</sup>	FOX	
Sun.	Jan. 27	2:30	SETON HALL at VILLANOVA <sup>WFC</sup>	FOX	
Wed.	Jan. 30	6:30	MARQUETTE at BUTLER	FS1	
Wed.	Jan. 30	7:00	PROVIDENCE at SETON HALL	FSN	
Wed.	Jan. 30	8:00	VILLANOVA at DEPAUL	CBSSN	
Wed.	Jan. 30	8:30	ST. JOHN'S at CREIGHTON	FS1	
Thu.	Jan. 31	8:00	XAVIER at GEORGETOWN	CBSSN	
Sat.	Feb. 2	12:00	SETON HALL at BUTLER	FS1	
Sat.	Feb. 2	12:00	ST. JOHN'S at Duke	ESPN	
Sat.	Feb. 2	2:30	PROVIDENCE at DEPAUL	FS1	
Sun.	Feb. 3	12:00	GEORGETOWN at VILLANOVA <sup>WFC</sup>	FS1	
Sun.	Feb. 3	1:00	XAVIER at CREIGHTON	FSN	
Tue.	Feb. 5	8:00	ST. JOHN'S at MARQUETTE	FS1	
Wed.	Feb. 6	7:30	GEORGETOWN at PROVIDENCE	FS1	
Wed.	Feb. 6	8:00	CREIGHTON at VILLANOVA <sup>PAV</sup>	CBSSN	

# 2018-2019 Composite Schedule

DAY	DATE	TIME (ET)	GAME	TV	NOTES
Sat.	Feb. 9	12:00	BUTLER at GEORGETOWN	FSN	
Sat.	Feb. 9	12:00	PROVIDENCE at ST. JOHN'S <sup>MSG</sup>	CBSSN	
Sat.	Feb. 9	2:30	VILLANOVA at MARQUETTE	FOX	
Sat.	Feb. 9	8:00	CREIGHTON at SETON HALL	CBSSN	
Sat.	Feb. 9	8:00	DEPAUL at XAVIER	FS1	
Tue.	Feb. 12	8:00	MARQUETTE at DEPAUL	FSN	
Tue.	Feb. 12	8:30	BUTLER at ST. JOHN'S <sup>CA</sup>	CBSSN	
Wed.	Feb. 13	6:30	PROVIDENCE at VILLANOVA <sup>PAV</sup>	FS1	
Wed.	Feb. 13	8:30	GEORGETOWN at SETON HALL	FS1	
Wed.	Feb. 13	8:30	CREIGHTON at XAVIER	CBSSN	
Sat.	Feb. 16	2:00	XAVIER at PROVIDENCE	FOX	
Sat.	Feb. 16	8:00	DEPAUL at BUTLER	FS1	
Sun.	Feb. 17	3:00	SETON HALL at CREIGHTON	FS1	
Sun.	Feb. 17	5:00	VILLANOVA at ST. JOHN'S <sup>MSG</sup>	FS1	
Wed.	Feb. 20	6:30	VILLANOVA at GEORGETOWN	FS1	
Wed.	Feb. 20	7:00	XAVIER at SETON HALL	CBSSN	
Wed.	Feb. 20	8:30	ST. JOHN'S at PROVIDENCE	FS1	
Wed.	Feb. 20	9:00	CREIGHTON at DEPAUL	FSN	
Wed.	Feb. 20	9:00	BUTLER at MARQUETTE	CBSSN	
Sat.	Feb. 23	12:00	MARQUETTE at PROVIDENCE	FOX	
Sat.	Feb. 23	2:30	GEORGETOWN at CREIGHTON	FOX	
Sat.	Feb. 23	8:00	SETON HALL at ST. JOHN'S <sup>MSG</sup>	FS1	
Sun.	Feb. 24	1:30	VILLANOVA at XAVIER	CBS	
Tue.	Feb. 26	7:00	PROVIDENCE at BUTLER	FS1	
Wed.	Feb. 27	7:00	DEPAUL at GEORGETOWN	CBSSN	
Wed.	Feb. 27	9:00	MARQUETTE at VILLANOVA <sup>PAV</sup>	FS1	
Thu.	Feb. 28	6:30	XAVIER at ST. JOHN'S <sup>CA</sup>	FS1	
Sat.	Mar. 2	2:00	BUTLER at VILLANOVA <sup>WFC</sup>	FOX	
Sat.	Mar. 2	6:30	SETON HALL at GEORGETOWN	CBSSN	
Sun.	Mar. 3	12:00	ST. JOHN'S at DEPAUL	FS1	
Sun.	Mar. 3	3:00	CREIGHTON at MARQUETTE	FS1	
Tue.	Mar. 5	6:00	XAVIER at BUTLER	FS1	
Wed.	Mar. 6	6:30	MARQUETTE at SETON HALL	FS1	
Wed.	Mar. 6	8:00	PROVIDENCE at CREIGHTON	CBSSN	
Wed.	Mar. 6	8:30	GEORGETOWN at DEPAUL	FS1	
Sat.	Mar. 9	12:00 or 2:30	GEORGETOWN at MARQUETTE	TBD	
Sat.	Mar. 9	12:00	BUTLER at PROVIDENCE	TBD	
Sat.	Mar. 9	TBA	DEPAUL at CREIGHTON	TBD	
Sat.	Mar. 9	TBA	VILLANOVA at SETON HALL	TBD	
Sat.	Mar. 9	TBA	ST. JOHN'S at XAVIER	TBD	



# 2019 Championship



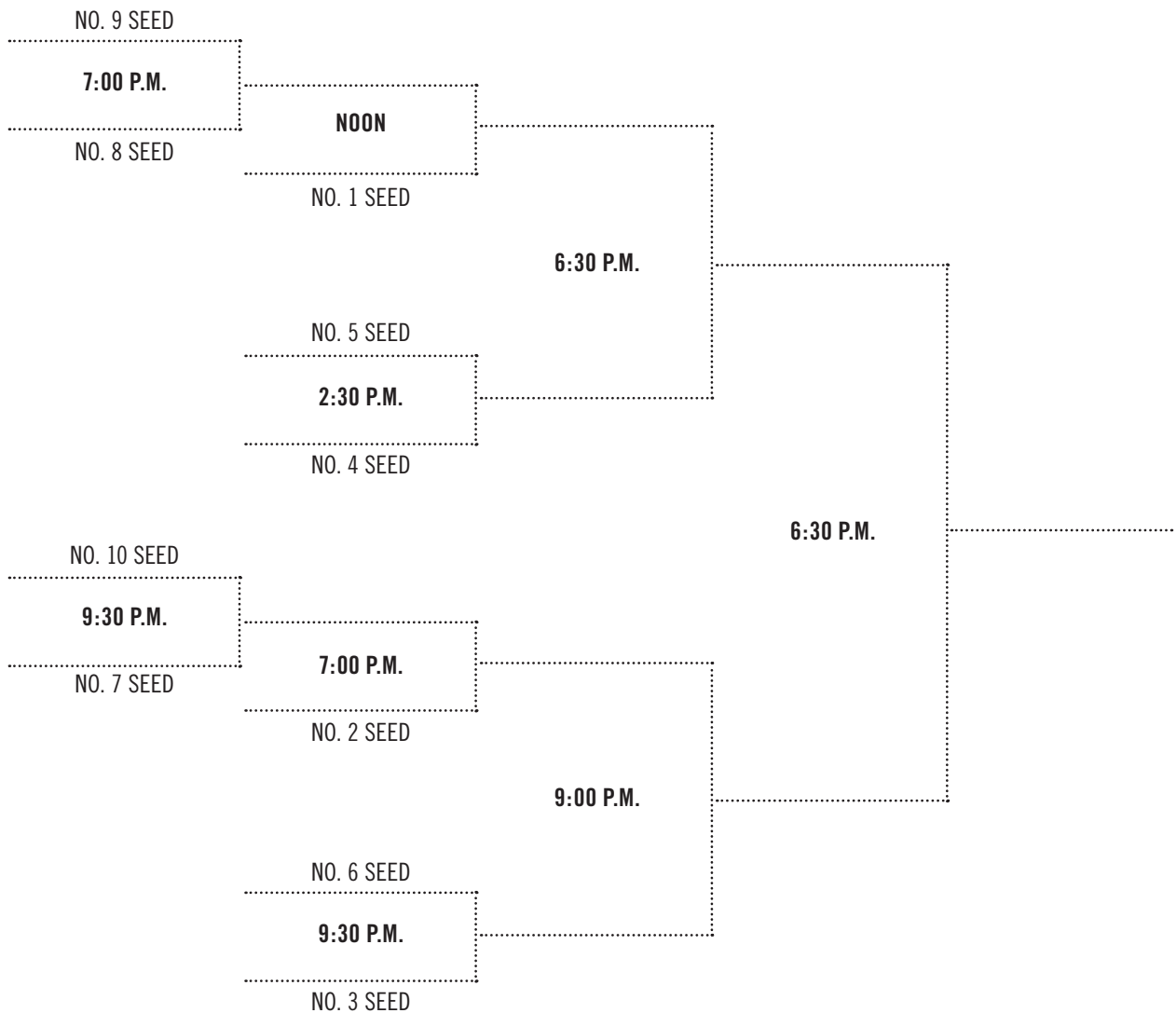
## 2019 BIG EAST MEN'S BASKETBALL CHAMPIONSHIP

March 13-16 • Madison Square Garden • New York City

*The First Round, Quarterfinal and Semifinal Rounds will be televised by FS1.*

*The Championship Game will be televised by FOX.*

FIRST ROUND Wednesday March 13	QUARTERFINALS Thursday March 14	SEMIFINALS Friday March 15	FINAL Saturday March 16
--------------------------------------	---------------------------------------	----------------------------------	-------------------------------



# NCAA Championship

## FIRST FOUR

Tuesday and Wednesday  
March 19 and 20  
University of Dayton Arena,  
Dayton, Ohio  
Host: University of Dayton

## FIRST AND SECOND ROUNDS

Thursday and Saturday  
March 21 and 23  
Jacksonville Veterans Memorial Arena,  
Jacksonville, Fla.  
Host: Jacksonville University

Vivint Smart Home Arena,  
Salt Lake City, Utah  
Host: University of Utah

Wells Fargo Arena, Des Moines, Iowa  
Host: Drake University

XL Center, Hartford, Conn.  
Host: University of Connecticut

## Friday and Sunday

March 22 and 24

Nationwide Arena, Columbus, Ohio  
Host: Ohio State University

Colonial Life Arena, Columbia, S.C.  
Host: University of South Carolina

BOK Center, Tulsa, Okla.  
Host: University of Tulsa

SAP Center, San Jose, Calif.  
Host: West Coast Conference

## REGIONALS

Thursday and Saturday  
March 28 and 30  
KFC Yum! Center, Louisville, Ky.  
Host: University of Louisville

Honda Center, Anaheim, Calif.  
Host: Big West Conference

## Friday and Sunday

March 29 and 31

Sprint Center, Kansas City, Mo.  
Host: Missouri Valley Conference

Capital One Arena, Washington D.C.  
Host: Georgetown University

## FINAL FOUR

Tuesday and Wednesday  
April 6 and 8  
US Bank Stadium, Minneapolis, Minn.  
Host: University of Minnesota





The BIG EAST Conference has operated its own officials bureau since 1983. After a storied career as a game official, John Cahill is in his fourth year of serving as the Coordinator of Men's Basketball Officiating. The BIG EAST retains the nation's top officials for both conference and nonconference games. Officials affiliated with the BIG EAST Conference include the following:

**JEFFREY ANDERSON**  
West Henrietta, NY

**GREG EVANS**  
Hermitage, PA

**CLARENCE ARMSTRONG**  
New Castle, DE

**NATHAN FARRELL**  
Delmar, NY

**ROGER AYERS, JR.**  
Roanoke, VA

**ANTHONY FRANKLIN**  
Fort Mills, SC

**BO BOROSKI**  
Indianapolis, IN

**JOHN GAFFNEY**  
Westwood, MA

**JAMES BREEDING**  
Louisville, KY

**TONY GREENE**  
Atlanta, GA

**EVON BURROUGHS**  
Pembroke, MA

**RON GROOVER**  
Newnan, GA

**TONY CHIAZZA**  
Wheeling, WV

**BRENT HAMPTON**  
Cynthiana, KY

**JEFF CLARK**  
Cheltenham, PA

**TONY HENDERSON**  
Atlanta, GA

**TIM CLOUGHERTY**  
Raleigh, NC

**JOHN HIGGINS**  
Omaha, NE

**WILLIAM COVINGTON, JR**  
High Point, NC

**LES JONES**  
Chesapeake, VA

**DON DAILY**  
Atkins, AR

**KEITH KIMBLE**  
Arlington, TX

**A.J. DESAI**  
Fort Mills, SC

**KIP KISSINGER**  
Omaha, NE

**BRIAN DORSEY**  
West Caldwell, NJ

**JOE LINDSAY**  
Harleysville, PA

**PAT DRISCOLL**  
Syracuse, NY


**JAMIE LUCKIE**  
Charlotte, NC

**MIKE EADES**  
Princeton, WV

**STEVE McJUNKINS**  
Bedford, OH

**TOM EADES**  
Gallatin, TX

**TOMMY MORRISSEY**  
Atlanta, GA



*John Gaffney*

**MIKE NANCE**  
Sharpsburg, GA

**LAMAR SIMPSON**  
Wheaton, IL

**RAY NATILI**  
Davidson, NC

**ALFRED SMITH**  
Louisville, KY

**BRIAN O'CONNELL**  
Middletown, NJ

**MICHAEL STEPHENS**  
Cranston, RI

**MIKE PEARSON**  
West Chester, PA

**PAUL SZELC**  
Austin, TX

**JUSTIN PORTERFIELD**  
Leesburg, VA

**EARL WALTON**  
Bowie, MD

**MATT POTTER**  
Beaver Falls, PA

**ROB RILEY**  
Hamilton, NJ

**MIKE ROBERTS**  
Atlanta, GA

**WALLY RUTECKI**  
Springfield, PA


**DOUG SHOWS**  
Rome, GA

**BIG  
EAST**  
CONFERENCE

**THE  
TEAMS**







Paul Jorgensen



### QUICK FACTS

**Location:** Indianapolis, Ind.  
**Enrollment:** 4,726  
**Founded:** 1855  
**Nickname:** Bulldogs  
**Colors:** Blue and White  
**Home Court:** Hinkle Fieldhouse (9,100)

### COACHING STAFF

**Head Coach**  
 LaVall Jordan (Butler '01)  
 Office Phone: (317) 940-9377

**Assistant Coaches**  
 Jeff Meyer (Taylor '76)  
 Omar Lowery (Concordia, Wis. '02)  
 Emerson Kampen (Butler '13)

### ADMINISTRATION

**President**  
 James M. Danko

**Director of Athletics**  
 Barry Collier  
 Athletics Phone: (370) 940-9375

**Sports Communications Director**  
 John Dedman  
 Office Phone: (317) 940-9414  
 Cell Phone: (317) 491-5462  
 Email: jdedman@butler.edu

### 2018-19 SCHEDULE

**NOVEMBER**  
 10 Miami, Ohio (FSN)..... 7:00  
 12 Detroit Mercy (FS1)..... 6:30  
 16 Mississippi (FS2)..... 8:00  
*Battle 4 Atlantis*  
 21 vs. Dayton (ENews)..... 7:00  
 22 vs. Virginia/Middle Tenn. St. (ESPN/2)..... 4/9:30  
 23 vs. TBD..... TBD

**DECEMBER**  
 1 at Saint Louis (TBD)..... 5:00  
 5 Brown (FSN)..... 7:00  
 8 Northern Illinois (FS1)..... 4:30  
*Crossroads Classic, Indianapolis, Ind.*  
 15 vs. Indiana (CBS)..... 3:45  
 18 Presbyterian (FS1)..... 8:30  
 21 UC-Irvine (FS1)..... 6:30  
 29 at Florida (TBD)..... Noon/2:00/4:00

**JANUARY**  
 2 GEORGETOWN (FSN)..... 7:00  
 5 CREIGHTON (FS1)..... Noon  
 9 AT SETON HALL (FS1)..... 8:30  
 13 AT XAVIER (CBSSN)..... Noon  
 16 AT DEPAUL (FS1)..... 8:30  
 19 ST. JOHN'S (FOX)..... 4:30  
 22 VILLANOVA (FS1)..... 7:00  
 25 AT CREIGHTON (FS1)..... 8:30  
 30 MARQUETTE (FS1)..... 6:30

**FEBRUARY**  
 2 SETON HALL (FS1)..... Noon  
 9 AT GEORGETOWN (FSN)..... Noon  
 12 AT ST. JOHN'S (CBSSN)..... 8:30  
 16 DEPAUL (FS1)..... 8:00  
 20 AT MARQUETTE (CBSSN)..... 9:00  
 26 PROVIDENCE (FS1)..... 7:00

**MARCH**  
 2 AT VILLANOVA<sup>WF</sup> (FOX)..... 2:00  
 5 XAVIER (FS1)..... 6:00  
 9 AT PROVIDENCE (TBD)..... TBD

<sup>WF</sup> Wells Fargo Center ; All times are Eastern.

## BULLDOGS PREVIEW

### The Big Picture

Last year, there was a new coach, but the same kind of success for the Bulldogs. Coach LaVall Jordan directed the Bulldogs to their fourth straight NCAA bid and a 21-14 overall record. Butler made its 10th NCAA appearance in the last 12 years before bowing out in the second round. This year, Jordan has to find a way to replace BIG EAST scoring champion Kelan Martin and dependable forward Tyler Wideman, but he can lean on some experienced returnees to keep the Bulldogs playing in the postseason.

### Who's Back

Junior guard Kamar Baldwin should compete for All-BIG EAST honors. Last year, he was second on the team in scoring, averaging 15.7 points. Also an outstanding defender, Baldwin averaged 4.9 rebounds, 3.2 assists and 1.5 steals. The backcourt also includes senior Paul Jorgensen, a 3-point threat, who averaged 10.2 points and sophomore Aaron Thompson who averaged 4.3 points and 3.4 assists. Sean McDermott, a 6-6 junior, averaged 7.5 points, 3.9 boards and shot 43.1 percent from 3-point range. Six-ten Nate Fowler was effective off the bench, averaging 5.9 points and 3.1 rebounds. He may move into a starting role. Wings Henry Baddley, Christian David, and Jerald Gillens-Butler along with center Joey Brunk also return.

### Who's Gone

Forward Kelan Martin put together an outstanding senior season and averaged a team-leading 21.2 points. In BIG EAST games, he won the league scoring title by averaging 23.6 points. In all games, he also led the Bulldogs with a 6.3 rebounding mark. The team also will miss rugged frontcourt standout Tyler Wideman who averaged 9.3 points and 5.1 rebounds. Wideman led the league in field goal shooting in all games at 67.2 percent and made 65.6 percent in league play. He also won the BIG EAST Sportsmanship Award.

### What's Ahead

At the end of the fall semester, Duke transfer Jordan Tucker will become eligible. The 6-7 wing figures to get some immediate playing time. Two other newcomers, freshmen forwards Markeese Hastings and Bryce Golden, likely will play backup roles. Without Martin, McDermott may emerge as more of a scoring threat, especially from the perimeter. With six returnees who averaged at least 15 minutes last year, the Bulldogs appear to have enough experienced hands to remain a league contender and postseason participant.

## 2017-18 STATISTICS

##	Player	GP	GS	Min	Avg	TOTAL			3-PTS			REBOUNDS			PF	FO	A	TO	Blk	Stl	Pts	Avg				
						FG	FGA	Pct	3FG	FGA	Pct	FT	FTA	Pct									Off	Def	Tot	Avg
30	MARTIN, Kelan	35	35	1249	35.7	259	580	.447	95	261	.364	130	154	.844	33	186	219	6.3	67	1	70	84	16	26	743	21.2
	Conference-Only...	18	18	648	36.0	144	314	.459	58	136	.426	78	92	.848	14	89	103	5.7	40	1	37	47	9	8	424	23.6
03	BALDWIN, Kamar	35	35	1191	34.0	210	475	.442	49	148	.331	79	102	.775	13	159	172	4.9	89	1	111	75	15	54	548	15.7
	Conference-Only...	18	18	631	35.1	110	243	.453	26	72	.361	52	66	.788	6	88	94	5.2	48	0	61	39	6	24	298	16.6
05	JORGENSEN, Paul	35	23	961	27.5	128	307	.417	60	172	.349	41	49	.837	16	94	110	3.1	54	0	87	32	2	37	357	10.2
	Conference-Only...	18	14	534	29.7	68	171	.398	28	92	.304	15	18	.833	9	49	58	3.2	33	0	50	22	1	21	179	9.9
04	WIDEMAN, Tyler	34	34	696	20.5	121	180	.672	0	3	.000	73	89	.820	77	98	175	5.1	96	4	17	45	14	18	315	9.3
	Conference-Only...	18	18	380	21.1	59	90	.656	0	0	.000	43	50	.860	37	61	98	5.4	52	2	6	16	5	6	161	8.9
22	McDERMOTT, Sean	31	14	738	23.8	83	162	.512	47	109	.431	18	22	.818	37	84	121	3.9	69	2	32	27	7	21	231	7.5
	Conference-Only...	18	4	425	23.6	43	88	.489	24	61	.393	12	13	.923	21	47	68	3.8	40	1	22	16	5	15	122	6.8
51	FOWLER, Nate	35	2	608	17.4	91	150	.607	8	24	.333	16	19	.842	45	64	109	3.1	81	1	20	24	17	16	206	5.9
	Conference-Only...	18	0	325	18.1	51	84	.607	3	10	.300	11	14	.786	26	33	59	3.3	44	1	13	9	7	7	116	6.4
02	THOMPSON, Aaron	35	32	845	24.1	53	134	.396	2	15	.133	41	76	.539	6	42	48	1.4	103	3	118	58	13	39	149	4.3
	Conference-Only...	18	18	402	22.3	22	64	.344	2	12	.167	18	34	.529	3	23	26	1.4	59	1	53	24	7	22	64	3.6
20	BADDLEY, Henry	35	0	531	15.2	50	96	.521	20	43	.465	22	26	.846	13	54	67	1.9	47	0	19	19	13	16	142	4.1
	Conference-Only...	18	0	286	15.9	29	57	.509	13	29	.448	8	11	.727	6	32	38	2.1	19	0	10	9	7	10	79	4.4
50	BRUNK, Joey	20	0	109	5.5	11	21	.524	0	0	.000	3	6	.500	13	22	35	1.8	10	0	3	7	2	0	25	1.3
	Conference-Only...	8	0	21	2.6	1	2	.500	0	0	.000	0	0	.000	0	0	0	0.0	0	0	0	1	0	0	2	0.3
21	GILLENBUTLER, J.	12	0	61	5.1	3	16	.188	2	9	.222	6	8	.750	3	3	6	0.5	7	0	2	4	0	0	14	1.2
	Conference-Only...	4	0	9	2.3	0	5	.000	0	3	.000	1	2	.500	1	0	1	0.3	1	0	0	0	0	0	1	0.3
25	DAVID, Christian	25	0	138	5.5	10	29	.345	3	16	.188	5	9	.556	5	10	15	0.6	19	0	9	8	1	4	28	1.1
	Conference-Only...	13	0	56	4.3	3	10	.300	2	6	.333	1	1	1.000	2	3	5	0.4	7	0	2	1	1	1	9	0.7
00	DONOVAN, Campbell	10	0	23	2.3	1	5	.200	1	5	.200	2	2	1.000	0	0	0	0.0	0	0	1	0	0	1	5	0.5
	Conference-Only...	4	0	8	2.0	1	2	.500	1	2	.500	0	0	.000	0	0	0	0.0	0	0	1	0	0	0	3	0.8
	TEAM.....														63	55	118	3.4				8				
	Conference-Only...														34	29	63	3.5				6				
	<b>Total.....</b>	<b>35</b>				<b>1020</b>	<b>2155</b>	<b>.473</b>	<b>287</b>	<b>805</b>	<b>.357</b>	<b>436</b>	<b>562</b>	<b>.776</b>	<b>324</b>	<b>871</b>	<b>1195</b>	<b>34.1</b>	<b>642</b>	<b>12</b>	<b>489</b>	<b>391</b>	<b>100</b>	<b>232</b>	<b>2763</b>	<b>78.9</b>
	<b>Conference-Only...</b>	<b>18</b>				<b>531</b>	<b>1130</b>	<b>.470</b>	<b>157</b>	<b>423</b>	<b>.371</b>	<b>239</b>	<b>301</b>	<b>.794</b>	<b>159</b>	<b>454</b>	<b>613</b>	<b>34.1</b>	<b>343</b>	<b>6</b>	<b>255</b>	<b>190</b>	<b>48</b>	<b>114</b>	<b>1458</b>	<b>81.0</b>
	<b>Opponents.....</b>	<b>35</b>				<b>877</b>	<b>1954</b>	<b>.449</b>	<b>274</b>	<b>735</b>	<b>.373</b>	<b>512</b>	<b>689</b>	<b>.743</b>	<b>284</b>	<b>850</b>	<b>1134</b>	<b>32.4</b>	<b>586</b>	<b>-</b>	<b>440</b>	<b>484</b>	<b>120</b>	<b>179</b>	<b>2540</b>	<b>72.6</b>
	<b>Conference-Only...</b>	<b>18</b>				<b>475</b>	<b>1026</b>	<b>.463</b>	<b>133</b>	<b>366</b>	<b>.363</b>	<b>301</b>	<b>399</b>	<b>.754</b>	<b>144</b>	<b>463</b>	<b>607</b>	<b>33.7</b>	<b>298</b>	<b>3</b>	<b>246</b>	<b>232</b>	<b>62</b>	<b>91</b>	<b>1384</b>	<b>76.9</b>

## 2018-19 ROSTER

No.	Name	Pos.	Ht.	Wt.	Yr.	Hometown/Previous School
20	Henry Baddley	G/F	6-4	180	Jr.	Wadsworth, Ohio / St. Vincent-St. Mary
3	Kamar Baldwin	G	6-1	195	Jr.	Winder, Ga. / Apalachee
50	Joey Brunk	F/C	6-11	230	So.	Indianapolis, Ind. / Southport
25	Christian David	F	6-6	200	So.	Milton, Ontario / Vermont Academy
0	Campbell Donovan	G	5-11	170	So.	Fort Wayne, Ind. / Bishop Dwenger
51	Nate Fowler	C	6-10	240	Sr.	Cincinnati, Ohio / Moeller
21	Jerald Gillens-Butler	G/F	6-4	230	So.	Orlando, Fla. / Calvary Christian Acad.
33	Bryce Golden	F	6-9	250	Fr.	Winchester, Va./Saint James School (Md.)
24	Markeese Hastings	F	6-9	190	Fr.	Wyoming, Mich./Godwin Heights
5	Paul Jorgensen	G	6-2	185	Sr.	New City, N.Y. / George Washington
22	Sean McDermott	F	6-6	195	Jr.	Anderson, Ind. / Pendleton Heights
10	Bryce Nze	F	6-7	225	Jr.	Hartland, Wis./Arrowhead
2	Aaron Thompson	G	6-2	185	So.	Glenn Dale, Md. / Paul VI Catholic (Va.)
1	Jordan Tucker	F	6-7	210	So.	White Plains, N.Y./Wheeler (Ga.)

## 2018-19 NEWCOMERS

### Bryce Golden, F, Fr., 6-9, 250, Winchester, Va. / Saint James School (Md.)

- Averaged 15 points and eight rebounds as a senior.
- Rated a four-star prospect by ESPN.

### Markeese Hastings, F, Fr., 6-7, 190, Wyoming, Mich Godwin Heights

- As a senior, averaged 22.3 points and 15.0 rebounds.
- Was named Class B all-state second team.

### Jordan Tucker, F, So., 6-7, 210, White Plains, N.Y. Duke Univ.

- A transfer from Duke, will be eligible at end of fall semester.
- Ranked No. 40 overall and No. 8 among small forwards by ESPN in high school.



**HEAD COACH  
LAVALL JORDAN**

Hired at Butler: June 12, 2017.

**Coaching File:** Head coach, Milwaukee, 2016-17; Assistant coach, Michigan 2010-16; Assistant coach, Iowa, 2007-10; Assistant coach, Butler, 2004-07; Coordinator of operations, Butler, 2003-04.

**Highlights:** 2018 NCAA (Second Round); As an assistant at Butler in 2006-07, team was 29-7, won the Horizon League regular-season title and advanced to NCAA Sweet 16. In his lone season as head coach at Milwaukee, he led the

team to the conference tournament title game as a No. 10 seed. Michigan made five NCAA trips in his six seasons there, including an appearance in the 2013 national championship game and 2014 Elite Eight. In three years at Iowa, coached under former Butler coach Todd Lickliter. He also coached under Lickliter at Butler after playing for Barry Collier and Thad Matta.

**Playing File:** Was a three-year starter at guard for Butler (1998-01). He helped the Bulldogs win three straight conference titles and two Midwestern Collegiate Conference regular-season titles. He was the Tournament MVP in 2001. Played in the NCAA Tournament in 1998, 2000, 2001 and the NIT in 1999. In 2001, he helped Butler win its first NCAA Tournament game in 39 years with a 79-63 win over Wake Forest. After graduation, played with the Huntsville Flight in the National Basketball Development League and in Europe.

**Education:** B.A., Butler, Journalism, 2001. M.A., Ball State, Athletic Administration, 2000.

**Personal:** Native of Albion, Mich. Birthdate: 4-16-79. He and his wife Destinee have three daughters, Ava, Alanna and Adalynn.

**JORDAN'S RECORD**

Career Record (two years).....	32-38 (.457)
Milwaukee Record (one year).....	11-24 (.314)
Butler Record (one year).....	21-14 (.600)
BIG EAST Regular Season Record (one year).....	9-9 (.500)
BIG EAST Tournament Record (one year) .....	1-1 (.500)
BIG EAST Overall Record (one year) .....	10-10 (.500)
NCAA Record .....	1-1 (.500)
NIT Record .....	0-0 (.000)

**YEAR-BY-YEAR**

		Overall	Conference	Conf. Tourn.	Postseason
2016-17	Milwaukee	11-24	4-14/10th	3-1/2nd	—
2017-18	Butler	21-14	9-9/T6th	1-1	NCAA 1-1

**REGULAR SEASON GAMES**

Home Record: 26-19  
 Best Home Record: 6-3 in 2014-15, 2015-16, 2016-17, 2017-18  
 Worst Home Record: 2-7 in 2013-14  
 Most Consecutive Home Wins: 5 in 2014-15  
 Most Consecutive Home Losses: 4 in 2013-14  
 Road Record: 21-24  
 Best Road Record: 6-3 in 2014-15, 2016-17  
 Worst Road Record: 2-7 in 2013-14  
 Most Consecutive Road Wins: 3 in 2016-17  
 Most Consecutive Road Losses: 3 in 2015-16 and 2017-18  
 Longest Winning Streak: 4 in 2013-14, 2017-18, twice in 2016-17,  
 Longest Losing Streak: 7 games in 2013-14

**BIG EAST REGULAR SEASON RESULTS**

Year	Won-Lost	Home	Away	Finish	Championship Seed
2013-14	4-14	2-7	2-7	9th	#9
2014-15	12-6	6-3	6-3	T2nd	#3
2015-16	10-8	6-3	4-5	T4th	#5
2016-17	12-6	6-3	6-3	2nd	#2
2017-18	9-9	6-3	3-6	T6th	#6

**BIG EAST CHAMPIONSHIP RESULTS (2013-18)**

vs.	Won	Lost
Providence	0	1
Seton Hall	1	1
Villanova	0	1
Xavier	0	2
<b>Total</b>	<b>1</b>	<b>5</b>



**2017-18 RESULTS (21-14, 9-9 BIG EAST)**

(HOME: 14-3/AWAY: 3-7/NEUTRAL: 4-4)

			Attendance	High Scorer/Rebounder
<b>NOVEMBER</b>				
10	Kennesaw State	W, 82-64	9,138	Martin 20/Martin 9
12	Princeton	W, 85-75	8,470	Martin 20/Martin 14
<i>Gavitt Tipoff Games</i>				
15	at Maryland	L, 79-65	16,317	McDermott 17/Martin 6
<i>Phil Knight Invitational</i>				
18	Furman	W, 82-65	7,827	Wideman 19/Wideman 7
<i>Phil Knight Invitational, Portland, Ore.</i>				
23	vs. Texas	L, 61-48	6,955	Baldwin 15/Baldwin 6
24	vs. Portland State	W, 71-69	13,746	Wideman 18/Wideman 8
26	vs. Ohio State	W, 67-66 ot	5,910	Martin 24/Wideman 8
<b>DECEMBER</b>				
2	Saint Louis	W, 75-45	8,963	Martin 20/Martin 12
5	Utah	W, 81-69	7,638	Martin 29/Martin 11
9	Youngstown State	W, 95-67	8,022	Baldwin 19/Brunk 7
<i>Crossroads Classic, Indianapolis, Ind.</i>				
16	vs. Purdue	L, 82-67	18,680	Martin 17/Jorgensen 8
19	Morehead State	W, 85-69	7,122	Martin 20/Martin 10
21	Western Illinois	W, 107-46	7,779	Two with 20/Fowler 12
27	at GEORGETOWN	W, 91-89 2ot	9,257	Martin 27/Wideman 8
30	VILLANOVA	W, 101-93	9,244	Martin 24/Martin 8
<b>JANUARY</b>				
2	at XAVIER	L, 86-79	10,609	Baldwin 26/McDermott 11
6	SETON HALL	L, 90-87	8,855	Martin 27/Baldwin 6
9	at CREIGHTON	L, 85-74	17,229	Jorgensen 18/Martin 11
12	MARQUETTE	W, 94-83	8,911	Martin 37/Martin 7
15	at PROVIDENCE	L, 70-60	12,407	Baldwin 25/Two with 7
20	at DEPAUL	W, 79-67	6,802	Martin 24/Baldwin 9
27	ST. JOHN'S	W, 70-45	9,129	Martin 19/Wideman 11
31	at MARQUETTE	W, 92-72	12,779	Wideman 23/Wideman 9
<b>FEBRUARY</b>				
3	DEPAUL	W, 80-57	8,879	Martin 26/Martin 6
6	XAVIER	L, 98-93	9,100	Martin 34/Two with 7
10	at VILLANOVA	L, 86-75	20,603	Martin 30/Jorgensen 6
13	GEORGETOWN	L, 87-83	8,539	Martin 22/Martin 8
17	PROVIDENCE	W, 69-54	9,184	Martin 19/Thompson 8
20	CREIGHTON	W, 93-70	8,630	Martin 26/Martin 7
28	at ST. JOHN'S <sup>CA</sup>	L, 75-68 2ot	5,602	Two with 17/McDermott 7
<b>MARCH</b>				
3	at SETON HALL	L, 77-70	9,743	Martin 35/Two with 6
8	vs. Seton Hall (BET)	W, 75-74	19,812	Baldwin 32/McDermott 7
9	vs. Villanova (BET)	L, 87-68	19,812	Martin 13/Two with 5
16	vs. Arkansas (NCAA)	W, 79-62	20,163	Martin 27/Three with 9
18	vs. Purdue (NCAA)	L, 76-73	20,360	Martin 29/Two with 5

<sup>CA</sup> Carnesecca Arena; (BET) BIG EAST Tournament; (NCAA) NCAA Tournament**CAREER LEADERS**

Points	Total
Chad Tucker, 1983-88	2,321
Kelan Martin, 2014-18	2,047
Darrin Fitzgerald, 1983-87	2,019
Kellen Dunham, 2013-16	1,946
Matt Howard, 2007-11	1,939
A. J. Graves, 2004-08	1,807
Lynn Mitchem, 1979-83	1,798
Darin Archbold, 1988-92	1,744
Billy Shepherd, 1969-72	1,733
Jermaine Guice, 1990-94	1,607

Rebounds	Total
Daryl Mason, 1971-74	961
Kameron Woods, 2011-15	956
Jeff Blue, 1961-64	953
Matt Howard, 2007-11	884
Roosevelt Jones 2011-16	814
Darren Fowlkes, 1985-89	748
Lynn Mitchem, 1979-83	742
Mike Marshall, 1996-00	722
Jon Neuhouser, 1994-98	719
Joel Cornette, 1999-03	712
Kelan Martin, 2014-18	709

Assists	Total
Thomas Jackson, 1998-02	540
Ronald Nored, 2008-12	497
Tim Bowen, 1989-93	471
Roosevelt Jones, 2011-16	464
Jeff Rogers, 1994-98	457
Darrin Fitzgerald, 1983-87	411
Shelvin Mack, 2008-11	357
Avery Sheets, 2002-06	323
Mike Green, 2006-08	316
A.J. Graves, 2004-08	316
Mike Monserez, 2001-04	310

Steals	Total
Thomas Jackson, 1998-02	207
Ronald Nored, 2008-12	207
Alex Barlow, 2011-15	187
A.J. Graves, 2004-08	183
Darren Fowlkes, 1985-89	176
Darrin Fitzgerald, 1983-87	156
Rylan Hainje, 1998-02	153
Roosevelt Jones, 2011-16	147
Joel Cornette, 1999-03	128
Brandon Miller, 2000-03	122
Mike Marshall, 1996-00	122

Blocked Shots	Total
Rolf van Rijn, 1994-98	203
Joel Cornette, 1999-03	144
Matt Howard, 2007-11	131
Kameron Woods, 2011-15	125
Tyler Wideman, 2014-18	104
J.P. Brens, 1989-93	100
Darren Fowlkes, 1985-89	82
Mike Miller, 1978-81	76
Brandon Polk, 2004-06	73
Tim Haseley, 1981-85	72



Martin Krampelj



## QUICK FACTS

**Location:** Omaha, Neb.  
**Enrollment:** 8,910  
**Founded:** 1878  
**Nickname:** Bluejays  
**Colors:** Blue and White  
**Home Court:** CHI Health Center (17,390)

## COACHING STAFF

**Head Coach**  
 Greg McDermott (Northern Iowa '88)  
 Office Phone: (402) 280-1795

**Assistant Coaches**  
 Darian DeVries (Northern Iowa '98)  
 Preston Murphy (Rhode Island '99)  
 Alan Huss (Creighton '02)

## ADMINISTRATION

**President**  
 Rev. Daniel Hendrickson, S.J., Ph. D.

**Director of Athletics**  
 Bruce Rasmussen  
 Athletics Phone: (402) 280-2720

**Sports Information Director**  
 Rob Anderson  
 Office Phone: (402) 280-5544  
 Cell Phone: (402) 660-5854  
 Email: randerson@creighton.edu

## 2018-19 SCHEDULE

**NOVEMBER**

6	Western Illinois (FSN)	8:30
11	East Tennessee State (FS1)	1:30
<i>Gavitt Tipoff Games</i>		
15	Ohio State (FS1)	7:00
<i>Cayman Islands Classic</i>		
19	vs. Boise State	7:30
20	vs. St. Bonaventure/Georgia St.	5/7:30
21	vs. TBD	TBD
28	Montana (FS1)	8:30

**DECEMBER**

1	Gonzaga (FOX)	2:00
8	at Nebraska (BTN)	6:00
14	Green Bay (FS1)	9:00
18	at Oklahoma (ESPNU)	9:00
20	Coe (FS1)	8:00
27	UMKC (FS1)	8:00
31	AT PROVIDENCE (FS1)	4:00

**JANUARY**

5	AT BUTLER (FS1)	Noon
9	MARQUETTE (CBSSN)	7:00
13	VILLANOVA (FOX)	Noon/4:30
16	AT ST. JOHN'S <sup>CA</sup> (FS1)	6:30
21	AT GEORGETOWN (FS1)	8:30
25	BUTLER (FS1)	8:30
30	ST. JOHN'S (FS1)	8:30

**FEBRUARY**

3	XAVIER (FSN)	1:00
6	AT VILLANOVA (CBSSN)	8:00
9	AT SETON HALL (CBSSN)	8:00
13	AT XAVIER (CBSSN)	8:30
17	SETON HALL (FS1)	3:00
20	AT DEPAUL (FSN)	9:00
23	GEORGETOWN (FOX)	2:30

**MARCH**

3	AT MARQUETTE (FS1)	3:00
6	PROVIDENCE (CBSSN)	8:00
9	DEPAUL (TBD)	TBD

<sup>CA</sup> Carnesecca Arena; All times are Eastern.

## BLUEJAYS PREVIEW

### The Big Picture

Last year, the Bluejays finished 21-12 overall and made another trip to the NCAA Tournament. That's a customary season for the Creighton program. The Bluejays have made the postseason in 20 of the last 21 seasons and have won 20 or more games in 18 of the last 20 years. This year's success will have to be achieved without the departed duo of Marcus Foster and Khyri Thomas, two of the BIG EAST's top players. But coach Greg McDermott can turn to a pair of returning starters and some experienced reserves who look ready to accept larger roles. The hometown crowd in Omaha always gives the Bluejays a boost. For the second straight season, Creighton ranked fifth nationally in attendance.

### Who's Back

Forward Martin Krampelj averaged 11.9 points and a team-leading 8.1 rebounds, but his season ended after 19 games due to a knee injury. Forward Jacob Epperson averaged 6.3 points and 2.9 rebounds in 12 games and will be counted on for more production this season. Junior point guard Davion Mintz averaged 6.1 points, 3.1 assists and led the BIG EAST in assist/turnover ratio at 2.8. Mitch Ballock made the All-BIG EAST Freshman Team after playing 21.4 minutes per game and averaging 7.3 points. He is a strong perimeter shooter who the Bluejays always seem to have. Ty-Shon Alexander averaged 5.5 points in the regular rotation as a freshman. Reserve guard Kaleb Joseph (4.3 ppg) is looking to bounce back from injuries.

### Who's Gone

Guards Marcus Foster and Khyri Thomas will be sorely missed. Foster was fifth in the BIG EAST in scoring with a 19.8 average and was an All-BIG EAST First Team pick. Thomas averaged 15.1 points, shot 53.8 percent from the floor and ranked third in steals with a 1.7 mark. Dependable forward Toby Hegner averaged 8.4 points and 3.1 rebounds. All three players ranked among the top 10 in 3-point shooting in league play—Hegner .429 (3rd), Thomas .427 (4th), Foster .421 (8th). Forward Ronnie Harrell Jr. started 14 games and averaged 7.0 points and 6.3 rebounds. Backup center Manny Suarez averaged 3.0 points and 2.6 boards.

### What's Ahead

The Bluejays again will show a strong perimeter oriented attack. Krampelj and Epperson are likely to be joined by 7-0 freshman Samson Froling to create a rotating three-man frontcourt. Ballock's playing time will increase on the wing. In the backcourt, Mintz will handle the point with Alexander playing more off-guard. Joseph, who has battled injuries, and freshman Marcus Zegarowski will provide guard depth. Connor Cashaw, a graduate transfer from Rice who led his team in scoring and rebounding, will push to be noticed along with 6-5 Damien Jefferson, a transfer from New Mexico, and freshman wing Christian Bishop.

## 2017-18 STATISTICS

##	Player	GP	GS	Min	Avg	TOTAL			3-PTS			REBOUNDS			PF	FO	A	TO	Blk	Stl	Pts	Avg				
						FG	FGA	Pct	3FG	FGA	Pct	FT	FTA	Pct									Off	Def	Tot	Avg
00	FOSTER, Marcus	33	33	1044	31.6	246	509	.483	95	230	.413	67	90	.744	22	107	129	3.9	56	0	89	71	4	34	654	19.8
	Conference-Only...	18	18	603	33.5	145	301	.482	56	133	.421	38	47	.809	10	59	69	3.8	35	0	53	44	1	19	384	21.3
02	THOMAS, Khyri	33	33	1046	31.7	184	342	.538	62	151	.411	67	85	.788	35	109	144	4.4	62	0	92	59	8	56	497	15.1
	Conference-Only...	18	18	622	34.6	104	190	.547	38	89	.427	41	53	.774	19	56	75	4.2	33	0	54	31	3	31	287	15.9
15	KRAMPELJ, Martin	19	19	441	23.2	94	140	.671	6	23	.261	33	53	.623	41	112	153	8.1	52	1	23	25	13	16	227	11.9
	Conference-Only...	7	7	155	22.1	36	54	.667	3	13	.231	11	18	.611	11	51	62	8.9	21	1	6	10	6	5	86	12.3
32	HEGNER, Toby	30	28	676	22.5	92	185	.497	36	95	.379	33	39	.846	27	66	93	3.1	70	2	26	21	15	7	253	8.4
	Conference-Only...	18	18	469	26.1	53	110	.482	27	63	.429	19	21	.905	14	47	61	3.4	48	2	12	16	7	3	152	8.4
24	BALLOCK, Mitch	33	5	707	21.4	88	209	.421	44	135	.326	21	26	.808	9	86	95	2.9	51	0	63	38	7	24	241	7.3
	Conference-Only...	18	3	352	19.6	36	92	.391	17	57	.298	7	10	.700	3	40	43	2.4	28	0	25	20	2	11	96	5.3
04	HARRELL JR., Ronnie	30	14	761	25.4	72	155	.465	18	54	.333	47	59	.797	35	153	188	6.3	46	0	79	39	8	17	209	7.0
	Conference-Only...	15	8	418	27.9	40	85	.471	11	34	.324	27	30	.900	17	68	85	5.7	27	0	44	21	3	10	118	7.9
41	EPPERSON, Jacob	12	0	168	14.0	34	49	.694	4	4	1.000	3	9	.333	6	29	35	2.9	18	0	3	6	11	2	75	6.3
	Conference-Only...	9	0	115	12.8	23	33	.697	0	0	.000	3	9	.333	4	22	26	2.9	13	0	3	2	3	2	49	5.4
01	MINTZ, Davion	33	32	696	21.1	61	151	.404	19	54	.352	60	82	.732	8	96	104	3.2	44	1	102	36	3	14	201	6.1
	Conference-Only...	18	18	400	22.2	35	89	.393	10	33	.303	34	45	.756	6	54	60	3.3	25	0	59	22	2	10	114	6.3
05	ALEXANDER, Ty-Shon	33	1	584	17.7	61	146	.418	32	96	.333	29	41	.707	6	63	69	2.1	31	1	58	41	4	9	183	5.5
	Conference-Only...	18	0	292	16.2	26	66	.394	13	42	.310	14	21	.667	1	34	35	1.9	12	0	26	21	1	5	79	4.4
14	JOSEPH, Kaleb	15	0	116	7.7	19	33	.576	5	11	.455	22	27	.815	3	13	16	1.1	10	0	21	10	0	4	65	4.3
	Conference-Only...	8	0	48	6.0	8	14	.571	0	2	.000	8	8	1.000	2	6	8	1.0	6	0	2	6	0	0	24	3.0
44	SUAREZ, Manny	24	0	180	7.5	29	65	.446	5	20	.250	10	15	.667	16	46	62	2.6	32	0	9	11	13	1	73	3.0
	Conference-Only...	11	0	43	3.9	5	18	.278	1	7	.143	5	8	.625	5	14	19	1.7	13	0	3	8	4	0	16	1.5
11	CLEMENT, Tyler	21	0	174	8.3	20	44	.455	13	34	.382	5	5	1.000	4	16	20	1.0	25	1	20	7	2	2	58	2.8
	Conference-Only...	12	0	90	7.5	7	18	.389	5	14	.357	1	1	1.000	1	5	6	0.5	16	1	10	4	1	1	20	1.7
12	SCURRY, Jordan	17	0	57	3.4	8	22	.364	4	16	.250	0	0	.000	3	10	13	0.8	4	0	3	4	0	1	20	1.2
	Conference-Only...	8	0	18	2.3	1	7	.143	0	5	.000	0	0	.000	0	0	0	0.0	0	0	0	1	0	0	2	0.3
	Team.....														34	51	85	2.6	1		3					
	Conference-Only...														17	20	37	2.1	1		2					
	<b>Total.....</b>	<b>33</b>				<b>1008</b>	<b>2050</b>	<b>.492</b>	<b>343</b>	<b>923</b>	<b>.372</b>	<b>397</b>	<b>531</b>	<b>.748</b>	<b>249</b>	<b>957</b>	<b>1206</b>	<b>36.5</b>	<b>502</b>	<b>6</b>	<b>588</b>	<b>371</b>	<b>88</b>	<b>187</b>	<b>2756</b>	<b>83.5</b>
	<b>Conference-Only...</b>	<b>18</b>				<b>519</b>	<b>1077</b>	<b>.482</b>	<b>181</b>	<b>492</b>	<b>.368</b>	<b>208</b>	<b>271</b>	<b>.768</b>	<b>110</b>	<b>476</b>	<b>586</b>	<b>32.6</b>	<b>278</b>	<b>4</b>	<b>297</b>	<b>208</b>	<b>33</b>	<b>97</b>	<b>1427</b>	<b>79.3</b>
	<b>Opponents.....</b>	<b>33</b>				<b>907</b>	<b>2093</b>	<b>.433</b>	<b>261</b>	<b>785</b>	<b>.332</b>	<b>369</b>	<b>512</b>	<b>.721</b>	<b>308</b>	<b>853</b>	<b>1161</b>	<b>35.2</b>	<b>530</b>	<b>-</b>	<b>460</b>	<b>387</b>	<b>99</b>	<b>200</b>	<b>2444</b>	<b>74.1</b>
	<b>Conference-Only...</b>	<b>18</b>				<b>524</b>	<b>1138</b>	<b>.460</b>	<b>154</b>	<b>434</b>	<b>.355</b>	<b>196</b>	<b>263</b>	<b>.745</b>	<b>173</b>	<b>475</b>	<b>648</b>	<b>36.0</b>	<b>284</b>	<b>3</b>	<b>266</b>	<b>208</b>	<b>51</b>	<b>113</b>	<b>1398</b>	<b>77.7</b>

## 2018-19 ROSTER

No.	Name	Pos.	Ht.	Wt.	Yr.	Hometown/Previous School
5	Ty-Shon Alexander	G	6-4	195	So.	Charlotte, N.C./Oak Hill (Va.) Academy
24	Mitchell Ballock	G	6-5	205	So.	Eudora, Kan./Eudora
13	Christian Bishop	F	6-7	205	Fr.	Lee's Summit, Mo./West
10	Jeff Canfield	G	5-10	155	Fr.	Topeka, Kan./Hayden
2	Connor Cashaw	G	6-5	200	Sr.	Lincolnshire, Ill./Rice Univ.
41	Jacob Epperson	C	6-11	200	Fr.	Melbourne, Australia/La Lumiere (Ind.)
31	Samson Froling	C	7-0	230	Fr.	Townsville, Australia/Australian Institute
23	Damien Jefferson	G/F	6-5	200	So.	East Chicago, Ind./U. of New Mexico
14	Kaleb Joseph	G	6-3	185	Sr.	Nashua, N.H./Syracuse Univ.
15	Martin Krampelj	F	6-9	235	Jr.	Grosuplje, Slovenia/Impact Academy [Fla.]
34	Denzel Mahoney	G	6-5	225	Jr.	Oviedo, Fla./SE Missouri State U.
1	Davion Mintz	G	6-3	185	Jr.	Charlotte, N.C./North Mecklenburg
12	Jordan Scurry	G	6-2	200	Jr.	Dedham, Mass./St. Mark's School
11	Marcus Zegarowski	G	6-2	180	Fr.	Hamilton, Mass./Tilton School (N.H.)

## 2018-19 NEWCOMERS

- Christian Bishop, G/F, Fr., 6-7, 205, Lee's Summit, Mo./Lee's Summit West**
- As a junior, helped his high school team to the state championship game.
- Connor Cashaw, G, Sr., 6-5, 200, Lincolnshire, Ill./Rice Univ.**
- Led the team with averages of 15.5 pts. and 7.1 reb.
- Samson Froling, C, Fr., 7-0, 230, Townsville, Australia/Australian Inst. of Sport**
- Ranked as the No. 94 recruit by 247Sports.
- Damien Jefferson, G/F, So., 6-5, 200, East Chicago, Ind./U. of New Mexico**
- Played in 29 games for UNM in 2016-17, averaging 5.3 points and 2.3 rebounds.
- Marcus Zegarowski, G, Fr., 6-2, 180, Hamilton, Mass./Tilton School (N.H.)**
- Averaged 23 pts., six reb., and five assists as a senior.
  - Brother is NBA guard Michael Carter-Williams, who played in the BIG EAST for Syracuse.





**HEAD COACH**  
**GREG MCDERMOTT**  
 Hired at Creighton: April 27, 2010

**Coaching File:** Head coach, Iowa State, 2006-10; Head coach, Northern Iowa, 2001-06; Head coach, North Dakota State, 2000-01; Head coach, Wayne State (Neb.), 1994-2000; Assistant coach, North Dakota, 1989-94.

**Highlights:** 2018 NCAA; 2017 NCAA; 2016 NIT Quarterfinals; 2014 NCAA Tournament; 2012-13 MVC Coach of

the Year and NABC District 16 Coach of the Year; His Creighton team tied a school record for wins with a 29-6 mark. His 2005-06 Northern Iowa team earned an AP ranking for the first time in school history; Was '99-00 Northern Sun Coach of the Year; Two of his teams were inducted into the school's Hall of Fame. He was inducted into the Wayne State Hall of Fame in 2006.

**Collegiate File:** Was a 1,000-point scorer and a four-year letterman as a center at Northern Iowa ('88).

**Professional File:** Played in Switzerland in 1988-89.

**Education:** B.A., (1988), Northern Iowa. Master's degree (1994) from the U.S. Sports Academy.

**Personal:** Native of Cascade, Iowa; Birthdate 11-25-64. He and his wife Theresa have three children: Nick, Doug and Sydney. Doug is a former BIG EAST Player of the Year and plays for the Indiana Pacers.

**MCDERMOTT'S RECORD**

Career Record (24 years).....	467-289 (.618)
Creighton Record (eight years).....	187-94 (.665)
Iowa State (four years) .....	59-68 (.465)
Northern Iowa (five years).....	90-63 (.588)
North Dakota State (one year) .....	15-11 (.577)
Wayne State (six years) .....	116-53 (.686)

BIG EAST Regular Season Record (five years).....	47-43 (.522)
BIG EAST Tournament Record (five years).....	5-5 (.500)
BIG EAST Overall Record (five years) .....	52-48 (.520)

NCAA Record (eight appearances) .....	3-8 (.273)
NIT Record (one appearance) .....	2-1 (.667)
CBI Record (one appearance).....	4-2 (.667)

**YEAR-BY-YEAR**

		Overall	Conference	Conf. Tourn.	Postseason
1994-95	Wayne State	14-13	—	—	—
1995-96	Wayne State	12-15	—	—	—
1996-97	Wayne State	21-7	—	—	—
1997-98	Wayne State	20-7	—	—	—
1998-99	Wayne State	23-5	—	—	NCAA DII
1999-00	Wayne State	26-6	—	—	NCAA DII
2000-01	North Dakota State	15-11	7-11	—	—
2001-02	Northern Iowa	14-15	8-10/7th	1-1	—
2002-03	Northern Iowa	11-17	7-11/7th	0-1	—
2003-04	Northern Iowa	21-10	12-6/T2nd	3-0/1st	NCAA 0-1
2004-05	Northern Iowa	21-11	11-7/T3rd	0-1	NCAA 0-1
2005-06	Northern Iowa	23-10	11-7/t5th	1-1	NCAA 0-1
2006-07	Iowa State	15-16	6-10/T7th	0-1	—
2007-08	Iowa State	14-18	4-12/11th	0-1	—
2008-09	Iowa State	15-17	4-12/10th	0-1	—
2009-10	Iowa State	15-17	4-12/T9th	0-1	—
2010-11	Creighton	23-16	10-8/T4th	1-1	CBI 4-2/2nd
2011-12	Creighton	29-6	14-4/2nd	3-0/1st	NCAA 1-1
2012-13	Creighton	28-8	13-5/1st	3-0/1st	NCAA 1-1
2013-14	Creighton	27-8	14-4/2nd	2-1/2nd	NCAA 1-1
2014-15	Creighton	14-19	4-14/T9th	1-1	—
2015-16	Creighton	20-15	9-9/6th	0-1	NIT 2-1
2016-17	Creighton	25-10	10-8/T3rd	2-1	NCAA 0-1
2017-18	Creighton	21-12	10-8/T3rd	0-1	NCAA 0-1

**REGULAR SEASON GAMES**

**Home Record:** 28-17  
**Best Home Record:** 9-0 in 2013-14  
**Worst Home Record:** 2-7 in 2014-15  
**Most Consecutive Home Wins:** 9 in 2013-14  
**Most Consecutive Home Losses:** 3 twice in 2014-15  
**Road Record:** 19-26  
**Best Road Record:** 5-4 in 2013-14, 2016-17  
**Worst Road Record:** 2-7 in 2013  
**Most Consecutive Road Wins:** 3 in 2013-14, 2016-17  
**Most Consecutive Road Losses:** 5 in 2014-15  
**Longest Winning Streak:** 5 in 2013-14, 2016-17  
**Longest Losing Streak:** 8 games in 2014-15

**BIG EAST REGULAR SEASON RESULTS**

Year	Won-Lost	Home	Away	Finish	Championship Seed
2013-14	14-4	9-0	5-4	2nd (tie)	#2
2014-15	4-14	2-7	2-7	9th (tie)	#10
2015-16	9-9	5-4	4-5	6th	#6
2016-17	10-8	5-4	5-4	3rd (tie)	#6
2017-18	10-8	7-2	3-6	3rd (tie)	#4

**BIG EAST CHAMPIONSHIP RESULTS (2013-18)**

vs.	Won	Lost
DePaul	2	0
Georgetown	0	1
Providence	1	2
Seton Hall	0	1
Villanova	0	1
Xavier	2	0
<b>Total</b>	<b>5</b>	<b>5</b>

## 2017-18 RESULTS (21-12, 10-8 BIG EAST)

(HOME: 16-2/AWAY: 4-7/NEUTRAL: 1-3)

			Attendance	High Scorer/Rebounder
<b>NOVEMBER</b>				
<i>Hall of Fame Classic</i>				
10	Yale	W, 92-76	16,611	Foster 23/Krampelj 9
12	Alcorn State	W, 109-72	14,730	Foster 23/Krampelj 12
<i>Gavitt Tipoff Games</i>				
15	at Northwestern	W, 102-68	6,384	Thomas 24/Thomas 11
<i>Hall of Fame Classic, Kansas City, Mo.</i>				
20	vs. UCLA	W, 100-89	10,243	Foster 23/Harrell Jr. 15
21	vs. Baylor	L, 65-59	10,160	Thomas 15/Krampelj 6
25	SIU-Edwardsville	W, 103-66	15,607	Krampelj 20/Harrell Jr. 8
<b>DECEMBER</b>				
1	at Gonzaga	L, 91-74	6,000	Foster 21/Harrell Jr. 8
5	North Dakota	W, 111-68	15,069	Foster 23/Krampelj 14
9	Nebraska	W, 75-65	17,901	Foster 19/Two with 11
15	Md.-Eastern Shore	W, 87-36	16,520	Foster 15/Harrell Jr. 10
18	Texas-Arlington	W, 90-81	15,564	Foster 32/Frampelj 11
20	USC-Upstate	W, 116-62	15,366	Foster 16/Suarez 9
28	at SETON HALL	L, 90-84	9,824	Krampelj 23/Two with 10
31	PROVIDENCE	W, 83-64	17,768	Foster 18/Krampelj 8
<b>JANUARY</b>				
3	ST. JOHN'S	W, 78-71	16,167	Foster 25/Krampelj 11
6	at GEORGETOWN	W, 90-66	7,538	Hegner 19/Krampelj 11
9	BUTLER	W, 85-74	17,229	Foster 23/Krampelj 14
13	at XAVIER	L, 92-70	10,655	Two with 16/Harrell Jr. 6
17	SETON HALL	W, 80-63	17,705	Foster 25/Mintz 6
20	at PROVIDENCE	L, 85-71	12,927	Foster 22/Harrell Jr. 8
23	at ST. JOHN'S <sup>CA</sup>	W, 68-63	4,771	Foster 24/Foster 8
27	GEORGETOWN	W, 85-77	18,518	Foster 28/Foster 6
<b>FEBRUARY</b>				
1	at VILLANOVA	L, 98-78	10,225	Foster 20/Two with 4
7	at DEPAUL	W, 76-75	5,010	Foster 29/Harrell Jr. 8
10	XAVIER	L, 72-71	18,257	Foster 29/Foster 8
13	Bemidji State	W, 94-46	17,981	Epperson 15/Two with 8
17	MARQUETTE	L, 90-86	18,485	Thomas 26/Harrell Jr. 6
20	at BUTLER	L, 93-70	8,630	Ballock 15/Harrell Jr. 7
24	VILLANOVA	W, 89-83 ot	18,321	Foster 28/Mintz 9
27	DEPAUL	W, 82-57	18,191	Foster 20/Thomas 8
<b>MARCH</b>				
3	at MARQUETTE	L, 85-81	18,221	Foster 29/Thomas 9
8	vs. Providence (BET)	L, 72-68 ot	17,647	Foster 19/Two with 7
16	vs. Kansas State (NCAA)	L, 69-59	17,943	Ballock 16/Ballock

<sup>CA</sup> Carnesecca Arena; (BET) BIG EAST Tournament; (NCAA) NCAA Tournament

## CAREER LEADERS

Points	Total-Avg.
Doug McDermott, 2010-14	3,150
Rodney Buford, 1995-99	2,116
Bob Harstad, 1987-91	2,110
Chad Gallagher, 1987-91	1,983
Bob Portman, 1966-69	1,876
Kyle Korver, 1999-03	1,801
Nate Funk, 2002-07	1,754
Rick Apke, 1974-78	1,682
Paul Silas, 1961-64	1,661
Vernon Moore, 1981-85	1,654
Rebounds	Total-Avg.
Paul Silas, 1961-64	1,751
Bob Harstad, 1987-91	1,126
Doug McDermott, 2010-14	1,088
Benoit Benjamin, 1982-85	1,005
Bob Portman, 1966-69	979
Chad Gallagher, 1987-91	891
Kenny Lawson, Jr., 2006-11	762
Rodney Buford, 1995-99	716
Rick Apke, 1974-78	709
Wally Anderzunas, 1965-67, 68-69	696
Assists	Total
Ryan Sears, 1997-01	570
Ralph Bobik, 1971-74	549
Antoine Young, 2008-12	505
Grant Gibbs, 2011-14	498
Austin Chatman, 2011-15	493
Randy Eckert, 1974-78	458
Tyler McKinney, 2001-05	430
Vernon Moore, 1981-85	418
Maurice Watson Jr., 2015-17	391
Josh Dotzler, 2005-09	388
Steals	Total
Ryan Sears, 1997-01	283
Josh Dotzler, 2005-09	196
Rodney Buford, 1995-99	195
Duan Cole, 1987-92	186
Kyle Korver, 1999-03	172
Johnny Mathies, 2003-06	157
Latrell Wrightsell, 1998-02	154
Vernon Moore, 1981-85	150
Ben Walker, 1997-01	148
Khyri Thomas, 2015-18	141
Blocked Shots	Total
Benoit Benjamin, 1982-85	411
Chad Gallagher, 1987-91	183
Gregory Echenique, 2010-13	174
Kenny Lawson, Jr., 2006-11	153
Brody Deren, 2001-04	138
Anthony Tolliver, 2003-07	136
Doug Swenson, 1997-99	109
Joe Dabbert, 2000-04	104
Adam Reid, 1994-97	79
Livan Pyfrom, 1999-01	76



*Eli Cain*



## QUICK FACTS

**Location:** Chicago, Ill.  
**Enrollment:** 14,816  
**Founded:** 1898  
**Nickname:** Blue Demons  
**Colors:** Royal Blue and Scarlet  
**Home Court:** Wintrust Arena (10,387)

## COACHING STAFF

**Head Coach**  
 Dave Leitao (Northeastern '83)  
 Office Phone: (773) 325-7521

**Assistant Coaches**  
 Bill Courtney (Bucknell '92)  
 Shane Heirman (Tulsa '11)  
 Tim Anderson (Okla. Panhandle St. '06)

## ADMINISTRATION

**President**  
 Dr. A. Gabriel Esteban

**Director of Athletics**  
 Jean Lenti Ponsetto  
 Athletics Phone: (773) 325-7504

**Director of Athletic Communications**  
 Greg Greenwell  
 Office Phone: (773) 325-7546  
 Cell Phone: (773) 343-3722  
 Email: ggreenwe@depaul.edu

## 2018-19 SCHEDULE

**NOVEMBER**

7	Bethune-Cookman (FS1/2)	7:30
12	Morgan State (FS1)	8:30
<i>Gavitt Tipoff Games</i>		
15	Penn State (FS1)	9:00
24	at Notre Dame (TBD)	Noon
28	Cleveland State (FS2)	8:00

**DECEMBER**

3	Florida A&M (FS1)	8:30
8	at Northwestern (BTN)	Noon
12	Chicago State (FS1)	8:00
14	Illinois-Chicago (FS1)	7:00
19	Incarnate Word (FS2)	8:30
22	Boston College (FS1)	3:30
29	XAVIER (FS1)	2:00

**JANUARY**

2	AT VILLANOVA (FS1)	8:30
6	SETON HALL (FS1)	1/5:00
12	AT ST. JOHN'S (CBSSN)	6:00
16	BUTLER (FS1)	8:30
19	AT SETON HALL (FS1)	8:00
23	AT MARQUETTE (FS1)	8:30
27	AT PROVIDENCE (FS1)	Noon
30	VILLANOVA (CBSSN)	8:00

**FEBRUARY**

2	PROVIDENCE (FS1)	2:30
9	AT XAVIER (FS1)	8:00
12	MARQUETTE (FSN)	8:00
16	AT BUTLER (FS1)	8:00
20	CREIGHTON (FSN)	9:00
27	AT GEORGETOWN (CBSSN)	7:00

**MARCH**

3	ST. JOHN'S (FS1)	Noon
6	GEORGETOWN (FS1)	8:30
9	AT CREIGHTON (TBD)	TBD

All times are Eastern.

## BLUE DEMONS PREVIEW

### The Big Picture

Last season, the Blue Demons opened Wintrust Arena, its sparkling new venue in downtown Chicago. On the court, some strides were made under coach Dave Leitao, but the Blue Demons want to keep moving forward. Leitao can build around Max Strus and Eli Cain, a formidable pair of seniors who can contend for all-league honors. DePaul welcomes back guard Devin Gage from an Achilles' tendon injury and plans to use a talented group of newcomers who can turn around some of last season's close losses. Five of the last seven Blue Demon defeats last year came by five points or less.

### Who's Back

Strus, a 6-6 sharpshooter, was 11th in the BIG EAST in scoring last year with a 16.8 average, which included 81 3-pointers. He also averaged 5.6 rebounds. Cain, a three-year starter, averaged 11.7 points and 4.7 assists. Guard Devin Gage missed the season with his Achilles' injury after showing promise as a freshman point guard in 2016-17. Forwards Paul Reed and Jaylen Butz helped off the bench as freshmen last year. Reed averaged 3.6 points and 3.1 rebounds. The rugged Butz averaged 3.5 points and 4.2 boards. Last year, DePaul led the BIG EAST in rebounding, averaging 38.4 boards in league play.

### Who's Gone

The Blue Demons will miss center Marin Maric, a graduate transfer who averaged 13.6 points and a team-leading 6.7 rebounds. He shot 55.4 percent from the floor. Steady forward Tre'Darius McCallum averaged 10.0 points and 5.7 boards. Guard Brandon Cyrus, who averaged 7.2 points and was strong defensively, transferred. Guard Justin Roberts (4.3 ppg) also transferred. Reserve forwards Joe Hanel and Peter Ryckbosch graduated. Forward Austin Grandstaff (1.3) left the program.

### What's Ahead

At least two newcomers should play key roles. Jalen Coleman-Lands, a wing who sat out last year after transferring from Illinois, averaged 9.1 points two seasons ago and was the Illini's top 3-point shooter. The Blue Demons will have another grad transfer at center, 6-9 Femi Olujobi who averaged 16.3 points and 7.7 rebounds at North Carolina A&T last year and earned All-MEAC Second Team honors. Flynn Cameron, a freshman point guard from New Zealand, will help in the backcourt right away along with freshman shooting guard John Diener and grad student Lyrik Shreiner. Six-ten freshman George Maslennikov should provide depth in the frontcourt.



## 2017-18 STATISTICS

##	Player	GP	GS	Min	Avg	TOTAL			3-PTS			REBOUNDS			PF	FO	A	TO	Blk	Stl	Pts	Avg				
						FG	FGA	Pct	3FG	FGA	Pct	FT	FTA	Pct									Off	Def	Tot	Avg
31	STRUS, Max	31	31	1104	35.6	171	419	.408	81	243	.333	98	122	.803	48	127	175	5.6	90	4	85	82	16	40	521	16.8
	Conference-Only...	18	18	657	36.5	95	246	.386	43	136	.316	59	75	.787	33	86	119	6.6	56	3	59	51	10	16	292	16.2
34	MARIC, Marin	28	27	761	27.2	138	249	.554	10	30	.333	96	114	.842	57	130	187	6.7	73	3	34	68	13	21	382	13.6
	Conference-Only...	17	17	484	28.5	90	161	.559	6	20	.300	48	59	.814	33	92	125	7.4	49	2	27	52	10	14	234	13.8
11	CAIN, Eli	31	31	1040	33.5	126	362	.348	36	115	.313	76	115	.661	19	96	115	3.7	61	1	146	73	8	29	364	11.7
	Conference-Only...	18	18	632	35.1	68	203	.335	26	81	.321	45	68	.662	9	49	58	3.2	40	1	92	49	6	19	207	11.5
10	McCALLUM, Tre'Darius	31	31	909	29.3	130	285	.456	26	92	.283	24	38	.632	44	134	178	5.7	81	1	29	45	13	41	310	10.0
	Conference-Only...	18	18	523	29.1	73	170	.429	13	48	.271	12	20	.600	26	79	105	5.8	44	0	16	27	6	25	171	9.5
04	CYRUS, Brandon	31	23	848	27.4	80	195	.410	18	52	.346	45	65	.692	54	53	107	3.5	60	1	50	39	11	16	223	7.2
	Conference-Only...	18	18	520	28.9	53	121	.438	12	30	.400	23	35	.657	35	30	65	3.6	34	1	25	26	6	11	141	7.8
03	GAGE, Devin	8	8	193	24.1	18	51	.353	1	5	.200	10	15	.667	2	14	16	2.0	16	1	22	17	1	10	47	5.9
	Conference-Only...	0	0	0	0.0	0	0	.000	0	0	.000	0	0	.000	0	0	0	0.0	0	0	0	0	0	0	0	0.0
00	ROBERTS, Justin	30	0	453	15.1	51	135	.378	12	37	.324	15	21	.714	8	29	37	1.2	29	0	62	45	3	15	129	4.3
	Conference-Only...	18	0	267	14.8	31	80	.388	5	20	.250	10	12	.833	6	16	22	1.2	17	0	38	37	2	10	77	4.3
15	REED, Paul	28	0	276	9.9	43	83	.518	3	14	.214	11	19	.579	27	59	86	3.1	49	1	10	15	13	15	100	3.6
	Conference-Only...	17	0	219	12.9	39	70	.557	3	12	.250	6	12	.500	21	48	69	4.1	35	1	6	15	10	13	87	5.1
02	BUTZ, Jaylen	23	3	273	11.9	32	52	.615	0	0	.000	16	33	.485	40	56	96	4.2	49	1	8	19	12	5	80	3.5
	Conference-Only...	10	0	93	9.3	9	12	.750	0	0	.000	9	17	.529	15	15	30	3.0	18	0	5	7	5	2	27	2.7
30	RYCKBOSCH, Peter	19	1	136	7.2	17	26	.654	0	0	.000	1	9	.111	18	22	40	2.1	23	1	0	4	3	5	35	1.8
	Conference-Only...	9	1	72	8.0	7	14	.500	0	0	.000	0	6	.000	9	14	23	2.6	13	0	0	3	1	4	14	1.6
01	GRANDSTAFF, Austin	21	0	150	7.1	9	47	.191	7	38	.184	2	4	.500	3	10	13	0.6	11	0	16	12	1	2	27	1.3
	Conference-Only...	12	0	83	6.9	5	26	.192	4	21	.190	2	2	1.000	1	7	8	0.7	8	0	8	7	0	1	16	1.3
33	HANEL, Joe	14	0	73	5.2	4	10	.400	0	0	.000	2	5	.400	5	7	12	0.9	11	0	3	1	0	1	10	0.7
	Conference-Only...	10	0	45	4.5	2	7	.286	0	0	.000	2	3	.667	3	6	9	0.9	6	0	1	0	0	1	6	0.6
22	DWUMA AH, Tobias	5	0	9	1.8	0	0	.000	0	0	.000	2	2	1.000	1	0	1	0.2	0	0	0	0	0	0	2	0.4
	Conference-Only...	3	0	5	1.7	0	0	.000	0	0	.000	0	0	.000	0	0	0	0.0	0	0	0	0	0	0	0	0.0
	TEAM.....															57	40	97	3.1			10				
	Conference-Only...															35	23	58	3.2			7				
	Total.....	31				819	1914	.428	194	626	.310	398	562	.708	383	777	1160	37.4	553	14	465	430	94	200	2230	71.9
	Conference-Only...	18				472	1110	.425	112	368	.304	216	309	.699	226	465	691	38.4	320	8	277	281	56	116	1272	70.7
	Opponents.....	31				787	1788	.440	286	770	.371	429	578	.742	303	780	1083	34.9	558	-	463	447	93	219	2289	73.8
	Conference-Only...	18				488	1065	.458	161	442	.364	266	346	.769	162	464	626	34.8	306	5	293	238	52	151	1403	77.9

## 2018-19 ROSTER

No.	Name	Pos.	Ht.	Wt.	Yr.	Hometown/Previous School
10	James Anderson	G	6-0	180	So.	Melbourne, Australia/La Lumiere (Ind.)
2	Jaylen Butz	F	6-9	224	So.	Fort Wayne, Ind. / North Side
11	Eli Cain	G	6-6	200	Sr.	Willingboro, N.J. / St. Benedict's Prep
21	Flynn Cameron	G	6-3	198	Fr.	Auckland, N. Z./Hillcrest Christian (Aus.)
5	Jalen Coleman-Lands	G	6-4	185	Jr.	Indianapolis, Ind./U. of Illinois
33	John Diener	G	6-5	203	Fr.	Cedarburg, Wis./Cedarburg
3	Devin Gage	G	6-2	195	So.	Chicago, Ill. / Curie
12	Jason Malonga	G	6-4	180	So.	Bolingbrook, Ill./Benet Academy
22	George Maslennikov	F	6-10	234	Fr.	Odessa, Ukraine/Holy Spirit Prep (Ga.)
25	Femi Olujobi	F	6-9	258	Gr.	Brentwood, N.Y./No. Carolina A&T
32	Josh Ozanne	G	6-3	203	Fr.	Cleveland, Ohio/St. Ignatius
15	Paul Reed	F	6-9	210	So.	Orlando, Fla. / Wekiva
0	Lyrrik Shreiner	G	6-3	190	Gr.	Phoenix, Ariz./Cal-State Northridge
31	Max Strus	G	6-6	215	Sr.	Hickory Hills, Ill. / Lewis U.
23	Mick Sullivan	F	6-8	241	Fr.	Aurora, Ill./Marmion Academy
35	Pantelis Xidias	G	5-10	165	So.	Michigan City, Ind./La Lumiere

## 2018-19 NEWCOMERS

**Flynn Cameron, G, Fr., 6-3, 198, Auckland, N.Z./ Hillcrest Christian College H.S. (Australia)**

- Led New Zealand U18 team to runner-up finish in FIBA U18 Asian Championship.

**Jalen Coleman-Lands, G, Jr., 6-4, 185, Indianapolis, Ind./U. of Illinois**

- Played in 69 games in two years at Illinois, averaging 9.1 points and shooting 40.2 percent from 3-point range.

**John Diener, G, Fr., 6-3, 180, Cedarburg, Wis./ Cedarburg**

- Averaged 22.2 points as a senior and more than 20 points in each year at Cedarburg.

**George Maslennikov, F, Fr., 6-9, 230, Odessa, Ukraine/Holy Spirit Prep (Ga.)**

- Averaged 13.0 points, 7.0 rebounds and 2.0 blocks as a senior.

**Femi Olujobi, F, Gr., 6-8, 233, Brentwood, N.Y./ North Carolina A&T**

- A grad transfer, averaged 16.3 points and 7.7 boards at No. Carolina A&T in 2017-18.



## HEAD COACH DAVE LEITAO

Hired at DePaul: March 29, 2015

**Coaching File:** Assistant coach, Tulsa 2014-15; Assistant coach, Missouri, 2012-14; Head coach, Maine Red Claws, 2011-12; Head coach, Virginia, 2005-09; Head coach, DePaul, 2002-05; Associate head coach, Connecticut, 1996-2002; Head coach, Northeastern, 1994-96; Assistant coach, Connecticut, 1986-94; Assistant coach, Northeastern, 1984-86.

**Highlights:** CBI Semifinals with Virginia, 2008; NCAA Second Round, 2007. ACC Regular Season Co-Champions and ACC Coach of the Year, 2006-07; NIT, 2006; NIT Second Round with DePaul, 2005; NCAA Second Round, 2004. C-USA Regular Season Champions, 2003-04; NIT, 2003; In six seasons at Connecticut, he helped the team to the 1999 NCAA title and two NCAA Elite Eight appearances.

**Collegiate File:** Was a two-year captain at Northeastern and played in two NCAA Tournaments under coach Jim Calhoun whom he would follow to Connecticut.

**Education:** B.S., Business Administration, Northeastern, 1983

**Personal:** A native of New Bedford, Mass.; Birthdate 5-18-60; he and his wife Joyce have three sons, David III, Reese and Tyson.

### LEITAO'S RECORD

Career Record (12 years).....	172-194 (.470)
Northeastern Record (two years) .....	22-35 (.386)
DePaul Record (six years).....	87-99 (.468)
Virginia Record (four years).....	155-116 (.572)
BIG EAST Regular Season Record (three years) .....	9-45 (.167)
BIG EAST Tournament Record (three years) .....	0-3 (.000)
BIG EAST Overall Record (three years).....	9-48 (.158)
NCAA Record (two appearances) .....	1-2 (.333)
NIT Record (three appearances) .....	1-3 (.250)
CBI Record (one appearance).....	2-1 (.000)

### YEAR-BY-YEAR

	Overall	Conference	Conf. Tourn.	Postseason
1994-95 Northeastern	18-11	10-6/3rd	2-1/2nd	—
1995-96 Northeastern	4-24	2-16/10th	1-1	—
2002-03 DePaul	16-13	8-8/T6th	0-1	NIT 0-1
2003-04 DePaul	22-10	12-4/1st	2-1/2nd	NCAA 1-1
2004-05 DePaul	20-11	10-6/T4th	1-1	NIT 1-1
2005-06 Virginia	15-15	7-9/T7th	1-1	NIT 0-1
2006-07 Virginia	21-11	11-5/T1st	0-1	NCAA 1-1
2007-08 Virginia	17-16	5-11/10th	0-1	CBI 2-1
2008-09 Virginia	10-18	4-12/10th	0-1	—
2015-16 DePaul	9-22	3-15/9th	0-1	—
2016-17 DePaul	9-23	2-16/10th	0-1	—
2017-18 DePaul	11-20	4-14/T9th	0-1	—

### REGULAR SEASON GAMES

**Home Record:** 27-88  
**Best Home Record:** 6-2 in 2006-07  
**Worst Home Record:** 0-9 in 2008-09  
**Most Consecutive Home Wins:** 5 in 2006-07  
**Most Consecutive Home Losses:** 15, 2008-09 through 2009-10 and 2009-10 through 2010-11  
**Road Record:** 18-97  
**Best Road Record:** 3-5 in 2006-07  
**Worst Road Record:** 0-9 in 2008-09 and 2009-10  
**Most Consecutive Road Wins:** 2 in 2005-06  
**Most Consecutive Road Losses:** 19 over 2007-08 and 2009-10  
**Longest Winning Streak:** 3 games in 2006-07 and 2014-15  
**Longest Losing Streak:** 30, 2007-08 through 2010-11

### BIG EAST REGULAR SEASON RESULTS

Year	Won-Lost	Home	Away	Finish	Championship Seed
2005-06	5-11	3-5	2-6	T-13th	DNQ
2006-07	9-7	6-2	3-5	T-7th	#8
2007-08	6-12	4-5	2-7	T-12th	DNQ
2008-09	0-18	0-9	0-9	16th	#16
2009-10	1-17	1-8	0-9	16th	#16
2010-11	1-17	0-9	1-8	16th	#16
2011-12	3-15	2-7	1-8	16th	#16
2012-13	2-16	1-8	1-8	16th	#14
2013-14	3-15	2-7	1-8	10th	#10
2014-15	6-12	4-5	2-7	T-7th	#7
2015-16	3-15	2-7	1-8	9th	#9
2016-17	2-16	1-8	1-8	10th	#10
2017-18	4-14	1-8	3-6	T-9th	#10

### BIG EAST CHAMPIONSHIP RESULTS (2006-18)

vs.	Won	Lost
Cincinnati	1	0
Connecticut	0	2
Creighton	0	2
Georgetown	1	1
Marquette	0	1
Providence	0	1
Rutgers	0	1
USF	0	1
Syracuse	0	0
Villanova	0	1
Xavier	0	1
<b>Total</b>	<b>2</b>	<b>11</b>

**2017-18 RESULTS (11-20, 4-14 BIG EAST)**

(HOME 6-10/AWAY 4-7/NEUTRAL 1-3)

			Attendance	High Scorer/Rebounder
<b>NOVEMBER</b>				
11	Notre Dame	L, 72-58	10,194	Two with 14/McCallum 6
13	Delaware State	W, 81-57	4,527	McCallum 17/Butz 13
<i>Gavitt Tipoff Games</i>				
17	at Illinois	L, 82-73	11,254	Roberts 19/Butz 7
<i>Phil Knight Invitational, Portland, Ore.</i>				
23	vs. Michigan State	L, 73-51	13,439	Two with 12/Three with 4
24	vs. Oregon	L, 89-79 ot	8,853	Maric 22/McCallum 9
26	vs. Portland	W, 82-69	2,771	Strus 21/Maric 13
<b>DECEMBER</b>				
2	Youngstown State	W, 89-73	4,732	Strus 20/Cain 7
6	Central Connecticut	W, 85-57	4,458	Cain 17/Butz 9
9	at Illinois-Chicago	W, 65-55	3,229	Strus 24/Cain 8
11	Alabama A&M	W, 83-59	4,508	Strus 14/Butz 4
16	Northwestern	L, 62-60	7,001	Strus 33/McCallum 11
21	Miami, Ohio	W, 83-66	4,890	Maric 22/McCallum 8
27	VILLANOVA	L, 103-85	8,323	Strus 20/Maric 10
30	at XAVIER	L, 77-72	10,436	Strus 33/McCallum 8
<b>JANUARY</b>				
2	GEORGETOWN	L, 90-81	5,190	Strus 19/McCallum 7
6	at ST. JOHN'S <sup>CA</sup>	W, 91-74	5,602	Maric 25/Maric 11
12	PROVIDENCE	L, 71-64	5,354	Maric 15/Strus 9
15	at MARQUETTE	L, 70-52	12,278	Cyrus 15/Two with 8
20	BUTLER	L, 79-67	6,802	Strus 27/McCallum 8
24	at GEORGETOWN	W, 74-73	4,828	Cain 27/Reed 9
28	SETON HALL	L, 86-70	5,650	McCallum 16/Strus 8
<b>FEBRUARY</b>				
3	at BUTLER	L, 80-57	8,879	Maric 15/McCallum 7
7	CREIGHTON	L, 76-75	5,010	Maric 23/Reed 11
10	at PROVIDENCE	W, 80-63	12,892	Maric 18/McCallum 10
14	ST. JOHN'S	L, 77-76	4,690	Cain 19/Maric 9
18	at SETON HALL	L, 82-77	10,110	Rodriguez 33/Delgado 19
21	at VILLANOVA	L, 93-62	10,007	Strus 21/Reed 8
24	MARQUETTE	W, 70-62	9,053	Strus 20/Maric 13
27	at CREIGHTON	L, 82-67	18,191	Strus 14/Strus 7
<b>MARCH</b>				
3	XAVIER	L, 65-62	7,972	Cyrus 20/Three with 5
7	vs. Marquette (BET)	L, 72-69	16,866	Two with 22/Maric 10

<sup>CA</sup> Carnesecca Arena; (BET) BIG EAST Tournament**CAREER LEADERS**

Points	Total-Avg.
Mark Aguirre, 1978-81	2182-24.5
David Booth, 1988-92	1933-15.5
Brandon Young, 2010-14	1899-15.1
Dave Corzine, 1974-78	1896-17.0
George Mikan, 1942-46	1870-19.1
Tom Kleinschmidt, 1991-95	1837-16.3
Cleveland Melvin, 2010-14	1792-16.3
Stephen Howard, 1988-92	1691-12.7
Billy Garrett Jr., 2013-17	1632-13.1
Dallas Comegys, 1983-87	1613-13.7
<b>Rebounds</b>	
	<b>Total-Avg.</b>
Dave Corzine, 1974-78	1151-10.4
M.C. Thompson, 1960-63	972-13.7
Tyrone Corbin, 1981-85	893-7.4
Ken Warzynski, 1967-70	890-11.6
Stephen Howard, 1988-92	883-7.0
Errol Palmer, 1964-67	874-11.7
Terry Cummings, 1979-82	857-10.0
Andre Brown, 2000-04	855-8.0
Stanley Brundy, 1985-89	835-7.5
Curtis Watkins, 1975-79	810-7.0
<b>Assists</b>	
	<b>Total</b>
Kenny Patterson, 1981-85	669
Clyde Bradshaw, 1977-81	606
Rod Strickland, 1985-88	557
Brandon Young, 2010-14	521
Terence Greene, 1985-89	449
Rashon Burno, 1998-02	439
Billy Garrett Jr., 2013-17	432
Sammy Mejia, 2003-07	396
Tom Kleinschmidt, 1991-95	386
Gary Garland, 1975-79	385
<b>Steals</b>	
	<b>Total</b>
Kenny Patterson, 1981-85	280
Rod Strickland, 1985-88	204
Rashon Burno, 1998-02	201
Brandon Young, 2010-14	188
Stanley Brundy, 1985-89	167
David Booth, 1988-92	165
Willie Coleman, 1997-98	152
Jeremiah Kelly, 2008-12	152
Will Walker, 2006-10	152
Peter Patton, 1992-96	149
<b>Blocked Shots</b>	
	<b>Total</b>
Dallas Comegys, 1983-87	297
George Mikan, 1942-46	154
Cleveland Melvin, 2010-14	131
Steve Hunter, 1999-01	128
Jeff Stern, 1990-92	121
Stanley Brundy, 1985-89	118
David Booth, 1988-92	113
Walter Downing, 1981-83	105
Bryant Bowden, 1992-96	100
Lemone Lampley, 1982-86	87





Jamorko Pickett

## QUICK FACTS

**Location:** Washington, D.C.  
**Enrollment:** 7,463  
**Founded:** 1789  
**Nickname:** Hoyas  
**Colors:** Blue and Gray  
**Home Court:** Capital One Arena (20,600)

## COACHING STAFF

**Head Coach**  
 Patrick Ewing (Georgetown '85)  
 Office Phone: (202) 687-2374

### Assistant Coaches

Louis Orr (Syracuse '80)  
 Robert Kirby (Pan American '83)  
 Akbar Waheed (Niagara '99)

## ADMINISTRATION

### President

John J. DeGioia, Ph.D.

### Director of Athletics

Lee Reed  
 Athletics Phone: (202) 687-2435

### Director of Communications for Men's Basketball

Lori Hamamoto  
 Office Phone: (202) 687-3788  
 Cell Phone: (917) 270-2787  
 Email: Lori.Hamamoto@georgetown.edu



## 2018-19 SCHEDULE

### NOVEMBER

6	Md.-Eastern Shore (FSN)	8:30
10	Central Connecticut (FS2)	6:00
<i>Gavitt Tipoff Games</i>		
13	at Illinois (BTN)	8:30
<i>Jamaica Classic</i>		
16	vs. Loyola Marymount (CBSSN)	7:00
18	vs. USF (CBSSN)	Noon
24	Campbell (FSN)	Noon
28	Richmond (CBSSN)	7:00

### DECEMBER

3	Liberty (FS2)	6:30
8	at Syracuse (ESPN)	3:30
15	SMU (FS1)	Noon
18	Appalachian State (FS1)	6:30
22	Little Rock (FSN)	Noon
29	Howard (FS1)	Noon

### JANUARY

2	AT BUTLER (FSN)	7:00
5	ST. JOHN'S (CBS)	1:00
9	AT XAVIER (FS1)	6:30
12	PROVIDENCE (FS1)	Noon
15	MARQUETTE (FS1)	8:30
21	CREIGHTON (FS1)	8:30
27	AT ST. JOHN'S <sup>MSG</sup> (FOX)	Noon
31	XAVIER (CBSSN)	8:00

### FEBRUARY

3	AT VILLANOVA <sup>WF</sup> (FS1)	Noon
6	AT PROVIDENCE (FS1)	7:30
9	BUTLER (FSN)	Noon
13	AT SETON HALL (FS1)	8:30
20	VILLANOVA (FS1)	6:30
23	AT CREIGHTON (FOX)	2:30
27	DEPAUL (CBSSN)	7:00

### MARCH

2	SETON HALL (CBSSN)	6:30
6	AT DEPAUL (FS1)	8:30
9	AT MARQUETTE (TBD)	Noon/2:30

<sup>MSG</sup> Madison Square Garden; <sup>WF</sup> Wells Fargo Center;  
 All times are Eastern.

## HOYAS PREVIEW

### The Big Picture

Patrick Ewing's first Hoya squad showed plenty of promise last year. The second edition will build around center Jessie Govan, some talented younger players who got valuable experience last season, and a strong recruiting class. Last year's youth impressed at times, but struggled to finish games. The Hoyas lost four games in overtime and finished 15-15 overall.

### Who's Back

Govan, a 6-10 senior, is the only BIG EAST returning player who averaged a double-double last year, 17.9 points and 10.0 rebounds. Jamorko Pickett and Jahvon Blair made good impressions last year as freshmen. Pickett, a 6-8 wing, averaged 9.6 points, 3.7 rebounds and led the team with 56 3-pointers. Blair, a 6-3 guard, was used in a sixth man role and averaged 9.0 points with 49 3-point baskets. Pickett and Blair made the BIG EAST All-Freshman Team. Senior wing Kaleb Johnson, a defensive stalwart, averaged 7.9 points and 4.2 boards as a starter. Guard Jagan Mosely averaged 6.6 points as a sophomore. Senior Trey Mourning, junior George Muresan and sophomore Antwan Walker are returning frontcourt reserves.

### Who's Gone

Forward Marcus Derrickson left a year early for the NBA after averaging 15.9 points and 8.1 rebounds. He was an All-BIG EAST Second Team pick. Jonathan Mulmore picked up his diploma after averaging 5.6 points and a team-high 3.4 assists. Guard Trey Dickerson came off the bench to average 4.4 points.

### What's Ahead

The Hoyas think they may have found a point guard to run the offense, freshman James Akinjo who is a highly-regarded recruit. Freshman shooting guard Mac McClung may vie for a starting position immediately. Greg Malinowski, a transfer from William & Mary, is another shooting guard candidate. Freshman forward Josh LeBlanc may offer immediate contributions with Derrickson's departure. Freshman Grayson Carter is another forward candidate. Forward Trey Mourning returns after missing last season because of hip surgery. In league games, the Hoyas were last in scoring defense, yielding 83.0 points per game. Ewing says that has to improve.

## 2017-18 STATISTICS

##	Player	GP	GS	Min	Avg	TOTAL			3-PTS			REBOUNDS			PF	FO	A	TO	Blk	Stl	Pts	Avg				
						FG	FGA	Pct	3FG	FGA	Pct	FT	FTA	Pct									Off	Def	Tot	Avg
15	GOVAN, Jessie	30	30	980	32.7	201	396	.508	16	46	.348	118	155	.761	74	227	301	10.0	87	2	59	52	34	18	536	17.9
	Conference-Only...	18	18	590	32.8	113	240	.471	7	26	.269	66	84	.786	33	124	157	8.7	60	2	38	34	14	6	299	16.6
24	DERRICKSON, Marcus	29	29	927	32.0	150	297	.505	47	101	.465	113	131	.863	67	167	234	8.1	70	2	46	63	19	20	460	15.9
	Conference-Only...	17	17	579	34.1	97	200	.485	29	58	.500	70	85	.824	48	100	148	8.7	41	1	27	38	10	12	293	17.2
01	PICKETT, Jamorko	30	28	826	27.5	95	262	.363	56	157	.357	41	55	.745	17	95	112	3.7	57	1	53	73	17	12	287	9.6
	Conference-Only...	18	17	519	28.8	63	158	.399	40	104	.385	26	35	.743	9	62	71	3.9	36	0	26	41	8	7	192	10.7
00	BLAIR, Jahvon	30	2	645	21.5	81	244	.332	49	152	.322	60	70	.857	26	39	65	2.2	32	0	52	44	0	12	271	9.0
	Conference-Only...	18	1	416	23.1	50	156	.321	33	101	.327	50	57	.877	12	26	38	2.1	17	0	31	29	0	4	183	10.2
32	JOHNSON, Kaleb	30	30	813	27.1	84	155	.542	16	47	.340	54	73	.740	47	78	125	4.2	67	2	60	43	21	18	238	7.9
	Conference-Only...	18	18	473	26.3	40	81	.494	3	19	.158	28	41	.683	30	38	68	3.8	46	1	34	30	10	10	111	6.2
04	MOSELY, Jagan	30	1	696	23.2	70	144	.486	14	36	.389	44	65	.677	9	74	83	2.8	55	0	86	61	6	25	198	6.6
	Conference-Only...	18	1	433	24.1	40	86	.465	10	21	.476	21	32	.656	3	38	41	2.3	28	0	53	40	2	21	111	6.2
02	MULMORE, Jonathan	30	30	683	22.8	45	98	.459	15	32	.469	63	82	.768	11	52	63	2.1	78	0	102	56	5	29	168	5.6
	Conference-Only...	18	18	391	21.7	20	48	.417	8	18	.444	28	35	.800	3	32	35	1.9	55	0	48	34	4	16	76	4.2
13	DICKERSON, Trey	27	0	363	13.4	47	110	.427	11	40	.275	15	28	.536	9	23	32	1.2	51	1	57	39	2	22	120	4.4
	Conference-Only...	17	0	244	14.4	29	71	.408	8	25	.320	8	16	.500	5	15	20	1.2	31	0	37	24	0	14	74	4.4
05	WALKER, Antwan	25	0	183	7.3	24	49	.490	2	5	.400	14	15	.933	20	26	46	1.8	22	1	6	11	3	7	64	2.6
	Conference-Only...	16	0	92	5.8	11	28	.393	1	2	.500	8	9	.889	13	12	25	1.6	14	1	1	4	2	1	31	1.9
12	SODOM, Chris	6	0	27	4.5	2	4	.500	0	0	.000	0	0	.000	3	5	8	1.3	11	1	0	2	3	0	4	0.7
	Conference-Only...	0	0	0	0.0	0	0	.000	0	0	.000	0	0	.000	0	0	0	0.0	0	0	0	0	0	0	0	0.0
20	MURESAN, George	6	0	17	2.8	1	1	1.000	0	0	.000	0	0	.000	0	0	0	0.0	0	0	0	0	0	0	2	0.3
	Conference-Only...	2	0	8	4.0	1	1	1.000	0	0	.000	0	0	.000	0	0	0	0.0	0	0	0	0	0	0	2	1.0
10	HINES, Ra'Mond	6	0	15	2.5	0	3	.000	0	2	.000	2	2	1.000	0	1	1	0.2	1	0	1	0	0	1	2	0.3
	Conference-Only...	2	0	5	2.5	0	1	.000	0	0	.000	2	2	1.000	0	1	1	0.5	0	0	1	0	0	1	2	1.0
	TEAM.....														44	37	81	2.9				14				
	Conference-Only...														33	23	56	3.3				9				
	<b>Total.....</b>	<b>30</b>				<b>800</b>	<b>1763</b>	<b>.454</b>	<b>226</b>	<b>618</b>	<b>.366</b>	<b>524</b>	<b>676</b>	<b>.775</b>	<b>327</b>	<b>824</b>	<b>1151</b>	<b>38.4</b>	<b>531</b>	<b>10</b>	<b>522</b>	<b>458</b>	<b>110</b>	<b>164</b>	<b>2350</b>	<b>78.3</b>
	<b>Conference-Only...</b>	<b>18</b>				<b>464</b>	<b>1070</b>	<b>.434</b>	<b>139</b>	<b>374</b>	<b>.372</b>	<b>307</b>	<b>396</b>	<b>.775</b>	<b>189</b>	<b>471</b>	<b>660</b>	<b>36.7</b>	<b>328</b>	<b>5</b>	<b>296</b>	<b>283</b>	<b>50</b>	<b>92</b>	<b>1374</b>	<b>76.3</b>
	<b>Opponents.....</b>	<b>30</b>				<b>821</b>	<b>1870</b>	<b>.439</b>	<b>259</b>	<b>744</b>	<b>.348</b>	<b>393</b>	<b>529</b>	<b>.743</b>	<b>290</b>	<b>719</b>	<b>1009</b>	<b>33.6</b>	<b>571</b>	<b>-</b>	<b>459</b>	<b>377</b>	<b>103</b>	<b>213</b>	<b>2294</b>	<b>76.5</b>
	<b>Conference-Only...</b>	<b>18</b>				<b>529</b>	<b>1126</b>	<b>.470</b>	<b>177</b>	<b>458</b>	<b>.386</b>	<b>259</b>	<b>336</b>	<b>.771</b>	<b>164</b>	<b>463</b>	<b>627</b>	<b>34.8</b>	<b>338</b>	<b>10</b>	<b>308</b>	<b>216</b>	<b>71</b>	<b>141</b>	<b>1494</b>	<b>83.0</b>

## 2018-19 ROSTER

No.	Name	Pos.	Ht.	Wt.	Yr.	Hometown /Previous School
3	James Akinjo	G	6-0	160	Fr.	Richmond, Calif./Salesian College Prep
0	Jahvon Blair	G	6-3	189	So.	Mono, Ontario/Orangeburg Prep
35	Grayson Carter	F	6-8	200	Fr.	Dallas, Texas/Denton Guyer
15	Jessie Govan	C	6-10	270	Sr.	Queens Village, N.Y./Wings Academy
32	Kaleb Johnson	G/F	6-6	205	Sr.	South Hill, Va./The Carlisle School
23	Josh LeBlanc	F	6-7	213	Fr.	Baton Rouge, La./Madison Prep
2	Matthew McClung	G	6-2	175	Fr.	Gate City, Va./Gate City
11	Greg Malinowski	G	6-5	215	Sr.	Chantilly, Va./William & Mary
33	Trey Mourning	F	6-9	230	Sr.	Miami, Fla./Ransom Everglades
4	Jagan Mosely	G	6-3	205	Jr.	Marlboro, N.J./St. Anthony's
20	George Muresan	F	6-9	210	Jr.	Potomac, Md./St. Andrew's
1	Jamorko Pickett	F	6-8	190	So.	Washington, D.C./Massanutten Prep
5	Antwan Walker	F	6-9	230	So.	Washington, D.C./Hargrave Military Acad. (Va.)
44	Omer Yurtseven	C	7-0	248	Fr.	Istanbul, Turkey/N. C. State

## 2018-19 NEWCOMERS

**James Akinjo, G, Fr., 6-0, 160, Richmond, Calif./Salesian College Prep**

- Named MVP of the 2017 Peach Jam tourney while averaging 18.7 points and 6.7 assists.
- Rated a consensus four-star recruit.

**Grayson Carter, F, Fr., 6-8, 200, Dallas, Texas/Denton Guyer**

- Was a consensus four-star recruit who was rated as the 10th best center by ESPN.
- Considered to be an athletic shot blocker.

**Josh LeBlanc, F, Fr., 6-7, 213, Baton Rouge, La./Madison Prep**

- Sat out last season after transferring from William & Mary.
- Led Madison Prep to the state championship as a senior.

**Greg Malinowski, G, Sr., 6-5, 215, Chantilly, Va./William & Mary**

- Averaged 7.7 points in 2016-17 and shot 40 percent from 3-point range.

**Matthew "Mac" McClung, G, Gr., 6-2, 175, Gate City, Va./Gate City**

- Led Gate City to 2A state title as a senior, scoring 47 points in the championship game.
- Ranked as the ninth best player in Virginia.



## HEAD COACH PATRICK EWING

Hired at Georgetown: April 3, 2017

**Coaching File:** Fifteen years as an NBA assistant: Associate Head Coach, Charlotte Hornets, (2013-17); Assistant Coach, Orlando Magic (2007-12); Houston Rockets (2003-06); Washington Wizards (2002-03).

**Professional Playing File:** Was inducted into the Naismith Memorial Hall of Fame as a player in 2008 and

was a member of the 1992 Olympic Team ("Dream Team"). Was selected as one of the top 50 players in the history of the NBA. Was the first pick in the 1985 NBA Draft and was the 1986 NBA Rookie of the Year as a member of the New York Knicks. Scored 24,815 points and grabbed 11,607 rebounds during his 17-year career, including 15 with the Knicks. He made 10 consecutive All-Star Games.

**Collegiate File:** At Georgetown, was a three-time consensus first team All-America selection (1983-85). Led the Hoyas to three NCAA Championship game appearances, including the NCAA title in 1984, when he was named Tournament MVP. Shared BIG EAST Player of the Year honors with St. John's Chris Mullin in 1984-85 and 1983-84. Is the only player in league history to win Defensive Player of the Year honors four times.

**Education:** B.A., Fine Arts, Georgetown, 1985.

**Personal:** Native of Kingston, Jamaica. Birthdate: 8-5-62. He has two sons, Patrick Jr. and Corey, and one daughter, Randi. Patrick Jr. played at Georgetown and previously served as the program's Director of Operations.

### EWING'S RECORD

Career Record (one year) ..... 15-15 (.500)  
Georgetown Record (one year) ..... 15-15 (.500)

BIG EAST Regular Season Record (one year)..... 5-13 (.278)  
BIG EAST Tournament Record (one year) ..... 0-1 (.000)  
BIG EAST Overall Record (one year)..... 5-14 (.263)

NCAA Record ..... 0-0 (.000)  
NIT Record ..... 0-0 (.000)

### REGULAR SEASON GAMES

**Home Record:** 224-100  
**Best Home Record:** 9-0 in 1995-96 and 2007-08  
**Worst Home Record:** 2-7 in 2017-18  
**Most Consecutive Home Wins:** 16 over 1987-88/88-89/89-90 seasons  
**Most Consecutive Home Losses:** 3 in 1998-99, 2008-09, 2013-14, 2015-16  
**Road Record:** 148-167  
**Best Road Record:** 8-0 in 1983-84  
**Worst Road Record:** 1-8 in 1997-98, 1-7 in 2004-05  
**Most Consecutive Road Wins:** 11 over 1983-84/84-85 seasons  
**Most Consecutive Road Losses:** 6 in 1992-93 and 1997-98  
**Longest Winning Streak:** 11 games in 2012-13 and 2016-17  
**Longest Winning Streak (single season):** 9 games in 1983-84  
**Longest Losing Streak:** 5 games five times, last in 2016-17 through 2017-18

### BIG EAST REGULAR SEASON RESULTS

Year	Won-Lost	Home	Away	Finish	Championship Seed
1979-80	5-1	2-1	3-0	1st (3 tied)	#3
1980-81	9-5	6-1	3-4	2nd	#2
1981-82	10-4	6-1	4-3	2nd	#2
1982-83	11-5	7-1	4-4	4th	#4
1983-84	14-2	6-2	8-0	1st	#1
1984-85	14-2	7-1	7-1	2nd	#2
1985-86	11-5	7-1	4-4	3rd	#3
1986-87	12-4	7-1	5-3	1st (3 tied)	#1
1987-88	9-7	7-1	2-6	3rd (tie)	#3
1988-89	13-3	8-0	5-3	1st	#1
1989-90	11-5	6-2	5-3	3rd	#3
1990-91	8-8	6-2	2-6	6th	#6
1991-92	12-6	6-3	6-3	1st (tie)	#2
1992-93	8-10	6-3	2-7	8th	#8
1993-94	10-8	7-2	3-6	4th (tie)	#6
1994-95	11-7	7-2	4-5	4th	#4
1995-96	13-5	9-0	4-5	1st, BE 7	#2
1996-97	11-7	6-3	5-4	1st, BE 7	#2
1997-98	6-12	5-4	1-8	5th (tie), BE 7	#13
1998-99	6-12	3-6	3-6	10th	#10
1999-00	6-10	4-4	2-6	8th (tie)	#9
2000-01	10-6	5-3	5-3	2nd (tie), West	#2 West
2001-02	9-7	4-4	5-3	3rd (tie), West	#3 West
2002-03	6-10	3-5	3-5	5th, West	#5 West
2003-04	4-12	3-5	1-7	12th (tie)	#12
2004-05	8-8	5-3	3-5	7th (tie)	#7
2005-06	10-6	7-1	3-5	5th (tie)	#5
2006-07	13-3	7-1	6-2	1st	#1
2007-08	15-3	9-0	6-3	1st	#1
2008-09	7-11	4-5	3-6	11th (tie)	#12
2009-10	10-8	6-3	4-5	7th (tie)	#8
2010-11	10-8	5-4	5-4	8th	#8
2011-12	12-6	8-1	4-5	4th (tie)	#5
2012-13	14-4	8-1	6-3	1st (tie)	#1
2013-14	8-10	6-3	2-7	7th	#7
2014-15	12-6	7-2	5-4	2nd (tie)	#2
2015-16	7-11	4-5	3-6	8th	#8
2016-17	5-13	3-6	2-7	9th	#9
2017-18	5-13	2-7	3-6	8th	#8



## 2017-18 RESULTS (15-15, 5-13 BIG EAST)

(HOME 11-8/AWAY 4-6/NEUTRAL 0-1)

			Attendance	High Scorer/Rebounder
<b>NOVEMBER</b>				
12	Jacksonville	W, 73-57	9,212	Two with 20/Govan 15
15	Mount St. Mary's	W, 102-68	5,064	Govan 20/Govan 14
18	Md.-Eastern Shore	W, 83-57	6,381	Johnson 24/Govan 14
25 at	Richmond	W, 82-76	7,201	Derrickson 16/Derrickson 9
28	Maine	W, 76-55	4,029	Johnson 18/Govan 8
<b>DECEMBER</b>				
3	Coppin State	W, 76-60	6,335	Govan 26/Govan 16
7	Howard	W, 81-67	4,543	Govan 24/Govan 16
9	North Carolina A&T	W, 83-74	5,127	Govan 22/Govan 15
16	Syracuse	L, 86-79 ot	15,418	Govan 21/Two with 8
20	North Texas	W, 75-63	4,226	Derrickson 17/Govan 14
23	Alabama A&M	W, 89-49	5,149	Walker 16/Two with 7
27	BUTLER	L, 91-89 2ot	9,257	Derrickson 23/Govan 13
30 at	MARQUETTE	L, 74-65	14,889	Derrickson 20/Govan 12
<b>JANUARY</b>				
2 at	DEPAUL	W, 90-81	5,190	Derrickson 24/Govan 12
6	CREIGHTON	L, 90-66	7,538	Mosely 11/Johnson 10
9 at	ST. JOHN'S <sup>MSG</sup>	W, 69-66	9,406	Govan 18/Govan 13
13 at	SETON HALL	L, 74-61	10,481	Derrickson 18/Derrickson 10
17	VILLANOVA	L, 88-56	11,905	Govan 12/Derrickson 8
20	ST. JOHN'S	W, 93-89 2ot	8,976	Derrickson 27/Derrickson 11
24	DEPAUL	L, 74-73	4,828	Derrickson 23/Pinkett 8
27 at	CREIGHTON	L, 85-77	18,518	Blair 21/Pickett 6
<b>FEBRUARY</b>				
3 at	XAVIER	L, 96-91 ot	10,758	Govan 23/Derrickson 15
6 at	PROVIDENCE	L, 73-69	11,125	Govan 27/Derrickson 9
10	SETON HALL	W, 83-80	11,037	Derrickson 22/Derrickson 18
13 at	BUTLER	W, 87-83	8,539	Derrickson 27/Govan 12
21	XAVIER	L, 89-77	8,012	Pickett 21/Govan 11
24	PROVIDENCE	L, 74-69	10,681	Govan 20/Derrickson 15
26	MARQUETTE	L, 90-86 ot	5,375	Govan 25/Govan 9
<b>MARCH</b>				
3 at	VILLANOVA <sup>WF</sup>	L, 97-73	18,523	Govan 30/Govan 8
7 vs.	St. John's (BET)	L, 88-77	16,866	Govan 28/Govan 11

<sup>MSG</sup> Madison Square Garden; <sup>WF</sup> Wells Fargo Center; (BET) BIG EAST Tournament

## CAREER LEADERS

Points	Total-Avg.
Eric Floyd, 1978-82	2304-17.7
Patrick Ewing, 1981-85	2184-15.3
Reggie Williams, 1983-87	2117-15.3
Alonzo Mourning, 1988-92	2001-16.7
D'Vauntes Smith-Rivera, 2012-16	1,898-14.7
Othella Harrington, 1992-96	1839-13.9
David Wingate, 1982-86	1781-12.8
Austin Freeman, 2007-11	1761-13.6
Mike Sweetney, 2000-03	1750-18.2
Kevin Braswell, 1998-02	1735-13.5

Rebounds	Total-Avg.
Patrick Ewing, 1981-85	1316-9.2
Merlin Wilson, 1972-76	1230-11.4
Alonzo Mourning, 1988-92	1032-8.6
Othella Harrington, 1992-96	983-7.4
Mike Sweetney, 2000-03	887-9.2
Reggie Williams, 1983-87	886-6.4
Mike Laughna, 1969-72	833-10.8
Dikembe Mutombo, 1988-91	823-8.6
Roy Hibbert, 2004-08	808-5.9
Bill Martin, 1981-85	740-5.2


Assists	Total
Kevin Braswell, 1998-02	695
Joey Brown, 1990-94	677
Michael Jackson, 1982-86	671
John Duren, 1976-80	583
Dwayne Bryant, 1986-90	527
Chris Wright, 2007-11	442
Jim Brown, 1963-66	408
Fred Brown, 1980-84	390
D'Vauntes Smith-Rivera, 2012-16	380
Jonathan Wallace, 2004-08	378

Steals	Total
Kevin Braswell, 1998-02	349
Eric Floyd, 1978-82	253
Joey Brown, 1990-94	236
Allen Iverson, 1994-96	213
David Wingate, 1982-86	209
Reggie Williams, 1983-87	206
Fred Brown, 1980-84	199
Gene Smith, 1980-84	191
Dwayne Bryant, 1986-90	187
John Duren, 1976-80	184

Blocked Shots	Total
Patrick Ewing, 1981-85	493
Alonzo Mourning, 1988-92	453
Dikembe Mutombo, 1988-91	354
Roy Hibbert, 2004-08	259
Ruben Boumtje Boumtje, 1997-01	255
Othella Harrington, 1992-96	201
Mike Sweetney, 2000-03	180
Jahidi White, 1994-98	152
Jameel Watkins, 1996-00	150

## BIG EAST CHAMPIONSHIP RESULTS (1980-2018)

vs.	Won	Lost	vs.	Won	Lost	vs.	Won	Lost
Boston College	3	2	Pittsburgh	4	1	Villanova	5	1
Cincinnati	1	1	Providence	7	1	Virginia Tech	0	0
Connecticut	2	6	Rutgers	0	1	West Virginia	2	1
DePaul	1	1	St. John's	5	3	Xavier	0	1
Marquette	2	0	Seton Hall	5	3	<b>Total</b>	<b>52</b>	<b>31</b>
Miami	6	2	Syracuse	7	7			
Notre Dame	2	0	USF	1	0			



*Matt Heldt*



## QUICK FACTS

**Location:** Milwaukee, Wis.  
**Enrollment:** 12,000  
**Founded:** 1881  
**Nickname:** Golden Eagles  
**Colors:** Blue and Gold  
**Home Court:** Fiserv Forum (17,600)

## COACHING STAFF

**Head Coach**  
 Steve Wojciechowski (Duke '98)  
 Office Phone: (414) 288-7130

**Associate Head Coaches:**  
 Stan Johnson (Southern Utah '03)  
 Brett Nelson (Florida '04)

**Assistant Coach:**  
 Dwayne Killings (Hampton '03)

## ADMINISTRATION

**President**  
 Dr. Michael R. Lovell

**Vice President/Director of Athletics**  
 Bill Scholl  
 Athletics Phone: (414) 288-6303

**Associate AD/Media Relations**  
 Scott Kuykendall  
 Office Phone: (414) 288-4794  
 Cell Phone: (414) 807-3490  
 Email: scott.kuykendall@marquette.edu

## 2018-19 SCHEDULE

<b>NOVEMBER</b>	
6	UMBC (FS1) ..... 9:00
<i>Preseason NIT</i>	
10	Bethune Cookman (FS2) ..... 4:00
<i>Gavitt Tipoff Games</i>	
14	at Indiana (FS1) ..... 8:30
17	Presbyterian (FSN) ..... 1:00
<i>Preseason NIT, Brooklyn, N.Y.</i>	
21	vs. Kansas (ESPN2) ..... 7:00
23	vs. Louisville/Tennessee (ESPN2) ..... 6/8:00
27	Charleston Southern (FSN) ..... 8:00

<b>DECEMBER</b>	
1	Kansas State (FS1) ..... 2:30
4	UTEP (FS1) ..... 8:30
8	Wisconsin (FOX) ..... 5:00
18	North Dakota (FS1) ..... 9:00
21	Buffalo (FS1) ..... 8:30
28	Southern (FS1) ..... 8:00

<b>JANUARY</b>	
1	AT ST. JOHN'S <sup>CA</sup> (FS1) ..... 7:00
6	XAVIER (FOX) ..... Noon/4:30
9	AT CREIGHTON (CBSSN) ..... 7:00
12	SETON HALL (FS1) ..... 2:00
15	AT GEORGETOWN (FS1) ..... 8:30
20	PROVIDENCE (CBSSN) ..... Noon
23	DEPAUL (FS1) ..... 8:30
26	AT XAVIER (FOX) ..... 2:00
30	BUTLER (FS1) ..... 6:30

<b>FEBRUARY</b>	
5	ST. JOHN'S (FS1) ..... 8:00
9	VILLANOVA (FOX) ..... 2:30
12	AT DEPAUL (FSN) ..... 8:00
20	BUTLER (CBSSN) ..... 9:00
23	AT PROVIDENCE (FOX) ..... Noon
27	AT VILLANOVA (FS1) ..... 9:00

<b>MARCH</b>	
3	CREIGHTON (FSN) ..... 3:00
6	AT SETON HALL (FS1) ..... 6:30
9	GEORGETOWN (TBD) ..... Noon/2:30

<sup>CA</sup> Carnesecca Arena; <sup>WF</sup> Wells Fargo Center; All times are Eastern.

## GOLDEN EAGLES PREVIEW

### The Big Picture

Marquette posted another 20-win season and a postseason appearance last year. The Golden Eagles finished 21-14 overall, 9-9 in BIG EAST play and advanced to the NIT quarterfinals. With four starters returning along with two transfers who appear ready to take on key roles, coach Steve Wojciechowski's team appears poised to be a strong BIG EAST contender in 2018-19. The Golden Eagles want to improve defensively, but appear to have the personnel to make that goal a reality.

### Who's Back

Guard Markus Howard, an All-BIG EAST Second Team pick last year, was fifth in the BIG EAST in scoring with a 20.4 average. One of the

nation's top shooters, Howard shot 40.4 percent from 3-point range and was second nationally in free throw shooting, making 93.8 percent. Sam Hauser, the versatile junior forward, averaged 14.1 points, 5.7 rebounds and was third in the nation in 3-point shooting, making 48.7 percent. Sacar Anim averaged 7.6 points on the wing. Center Matt Heldt's averages of 3.9 points and 4.7 boards belie his effectiveness. He shot 64.7 percent from the field. Jamal Cain, Greg Elliott and Theo John all showed promise as freshman reserves. Cain (4.5 ppg) and Elliott (4.5) played more on the perimeter while John was a strong rebounder. Ike Eke will add depth at forward.

### Who's Gone

Guard Andrew Rowsey edged Howard as the team's top scorer, registering a 20.5 average—third in the BIG EAST—and a 4.8 assist mark. He was second to Howard among the league's top foul shooters, connection on 90.2 percent. Rowsey is the lone starter who is not back. Forward Harry Froling, who averaged 2.8 points and 3.0 rebounds as a reserve, decided to pursue a professional career.

### What's Ahead

Marquette wanted to add more defense and better rebounding and may have found both. Junior forward Ed Morrow, a transfer from Nebraska, is a strong rebounder and shot blocker. In 2016-17, he averaged 9.4 points, a team-leading 7.5 rebounds and 1.1 blocks. Joseph Chartouny, a grad transfer from Fordham, should help defensively. He was an all-conference guard who averaged 12.2 points, 5.6 rebounds, 4.6 assists and led the nation in steals at 3.34. Joey Hauser, Sam's younger brother, heads a strong recruiting class. The 6-9 freshman brings strong all-around skills. Forward Brendan Bailey will push to be in the rotation. Hauser and Bailey were consensus top 100 prospects.

## 2017-18 STATISTICS

##	Player	GP	GS	Min	Avg	TOTAL			3-PTS			REBOUNDS			PF	FO	A	TO	Blk	Stl	Pts	Avg				
						FG	FGA	Pct	3FG	FGA	Pct	FT	FTA	Pct									Off	Def	Tot	Avg
30	ROWSEY, Andrew	35	33	1143	32.7	208	495	.420	125	301	.415	175	194	.902	14	91	105	3.0	83	1	169	99	7	32	716	20.5
	Conference-Only...	18	18	589	32.7	106	271	.391	59	159	.371	77	83	.928	6	52	58	3.2	46	1	87	45	4	20	348	19.3
00	HOWARD, Markus	34	32	1071	31.5	239	515	.464	111	275	.404	105	112	.938	13	95	108	3.2	85	3	94	85	2	33	694	20.4
	Conference-Only...	17	16	548	32.2	118	265	.445	52	129	.403	57	63	.905	7	45	52	3.1	43	1	53	46	1	20	345	20.3
10	HAUSER, Sam	35	35	1141	32.6	174	349	.499	95	195	.487	51	61	.836	35	165	200	5.7	73	1	100	42	16	35	494	14.1
	Conference-Only...	18	18	622	34.6	97	187	.519	51	95	.537	25	33	.758	16	104	120	6.7	36	1	51	20	7	16	270	15.0
25	CHEATHAM, Haanif	5	5	131	26.2	16	37	.432	5	13	.385	4	7	.571	2	12	14	2.8	7	0	7	8	0	5	41	8.2
	Conference-Only...	0	0	0	0.0	0	0	.000	0	0	.000	0	0	.000	0	0	0	0.0	0	0	0	0	0	0	0	0.0
02	ANIM, Sacar	35	31	944	27.0	104	216	.481	8	34	.235	51	82	.622	44	59	103	2.9	96	5	57	47	2	28	267	7.6
	Conference-Only...	18	18	483	26.8	59	120	.492	5	17	.294	24	42	.571	20	23	43	2.4	53	3	30	30	0	16	147	8.2
23	CAIN, Jamal	34	0	584	17.2	59	122	.484	26	55	.473	11	23	.478	30	84	114	3.4	49	1	22	37	12	28	155	4.6
	Conference-Only...	18	0	301	16.7	29	59	.492	17	30	.567	5	10	.500	10	48	58	3.2	24	0	11	19	7	12	80	4.4
05	ELLIOTT, Greg	35	4	639	18.3	54	107	.505	11	30	.367	38	48	.792	23	58	81	2.3	67	1	48	30	24	30	157	4.5
	Conference-Only...	18	2	353	19.6	35	64	.547	9	15	.600	20	21	.952	12	32	44	2.4	40	1	24	17	7	13	99	5.5
12	HELDT, Matt	35	32	768	21.9	55	85	.647	0	0	.000	28	32	.875	57	107	164	4.7	102	4	26	18	35	9	138	3.9
	Conference-Only...	18	15	349	19.4	24	39	.615	0	0	.000	11	13	.846	28	58	86	4.8	52	2	12	9	12	3	59	3.3
04	JOHN, Theo	33	0	391	11.8	55	96	.573	0	0	.000	18	36	.500	26	50	76	2.3	83	4	8	37	26	11	128	3.9
	Conference-Only...	16	0	188	11.8	29	52	.558	0	0	.000	7	14	.500	12	21	33	2.1	34	0	4	14	15	7	65	4.1
21	FROLING, Harry	20	3	248	12.4	25	56	.446	4	19	.211	2	5	.400	19	41	60	3.0	32	0	20	16	4	3	56	2.8
	Conference-Only...	16	3	216	13.5	21	45	.467	3	14	.214	2	5	.400	18	32	50	3.1	24	0	16	14	3	2	47	2.9
52	MAROTTA, Cam	7	0	12	1.7	0	2	.000	0	1	.000	0	0	.000	0	1	1	0.1	2	0	0	0	0	0	0	0.0
	Conference-Only...	2	0	1	0.5	0	0	.000	0	0	.000	0	0	.000	0	0	0	0.0	0	0	0	0	0	0	0	0.0
41	LELITO, Mike	1	0	3	3.0	0	1	.000	0	1	.000	0	0	.000	0	0	0	0.0	0	0	0	0	0	0	0	0.0
	Conference-Only...	0	0	0	0.0	0	0	.000	0	0	.000	0	0	.000	0	0	0	0.0	0	0	0	0	0	0	0	0.0
	TEAM.....														52	37	89	2.5	1		12					
	Conference-Only...														34	15	49	2.7	1		8					
	<b>Total.....</b>	<b>35</b>				<b>989</b>	<b>2081</b>	<b>.475</b>	<b>385</b>	<b>924</b>	<b>.417</b>	<b>483</b>	<b>600</b>	<b>.805</b>	<b>315</b>	<b>800</b>	<b>1115</b>	<b>31.9</b>	<b>680</b>	<b>20</b>	<b>551</b>	<b>431</b>	<b>128</b>	<b>214</b>	<b>2846</b>	<b>81.3</b>
	<b>Conference-Only...</b>	<b>18</b>				<b>518</b>	<b>1102</b>	<b>.470</b>	<b>196</b>	<b>459</b>	<b>.427</b>	<b>228</b>	<b>284</b>	<b>.803</b>	<b>163</b>	<b>430</b>	<b>593</b>	<b>32.9</b>	<b>353</b>	<b>9</b>	<b>288</b>	<b>222</b>	<b>56</b>	<b>109</b>	<b>1460</b>	<b>81.1</b>
	<b>Opponents.....</b>	<b>35</b>				<b>960</b>	<b>2010</b>	<b>.478</b>	<b>244</b>	<b>679</b>	<b>.359</b>	<b>584</b>	<b>782</b>	<b>.747</b>	<b>336</b>	<b>825</b>	<b>1161</b>	<b>33.2</b>	<b>593</b>	<b>-</b>	<b>523</b>	<b>450</b>	<b>93</b>	<b>206</b>	<b>2748</b>	<b>78.5</b>
	<b>Conference-Only...</b>	<b>18</b>				<b>511</b>	<b>1058</b>	<b>.483</b>	<b>126</b>	<b>344</b>	<b>.366</b>	<b>318</b>	<b>421</b>	<b>.755</b>	<b>164</b>	<b>447</b>	<b>611</b>	<b>33.9</b>	<b>288</b>	<b>6</b>	<b>292</b>	<b>212</b>	<b>56</b>	<b>111</b>	<b>1466</b>	<b>81.4</b>

## 2018-19 ROSTER

No.	Name	Pos.	Ht.	Wt.	Yr.	Hometown /Previous School)
2	Sacar Anim	G/F	6-5	210	Jr.	Minneapolis, Minn./DeLaSalle
1	Brendan Bailey	F	6-8	190	Fr.	Salt Lake City, Utah/American Fork
23	Jamal Cain	F	6-7	195	So.	Pontiac, Mich./Cornerstone Health & Tech
21	Joseph Chartouny	G	6-3	220	Gr.	Montreal, Que./Fordham Univ.
13	Ike Eke	F	6-9	220	Fr.	Lagos, Nigeria/Univ. of Detroit Jesuit
5	Greg Elliott	G	6-3	175	So.	Detroit, Mich./East English Village
40	Tommy Gardiner	F	6-7	210	Fr.	Park Ridge, Ill./Maine South
22	Joey Hauser	F	6-9	230	Fr.	Stevens Point, Wis./Stevens Point Area
10	Sam Hauser	G/F	6-8	225	Jr.	Stevens Point, Wis./Stevens Point Area
12	Matt Heldt	C	6-10	240	Sr.	Neenah, Wis./Neenah
0	Markus Howard	G	5-11	175	Jr.	Chandler, Ariz./Findlay Prep
42	Buddy Jaffee	G	6-3	195	Fr.	Michigan City, Ind./Marquette
4	Theo John	F	6-9	240	So.	Minneapolis, Minn./Champlin Park
41	Mike Lelito	G	6-5	190	So.	Mt. Prospect, Ill./John Hersey
52	Cam Marotta	G	5-10	175	Jr.	Mequon, Wis./Homestead
30	Ed Morrow	F	6-7	235	Jr.	Chicago, Ill./U. of Nebraska

## 2018-19 NEWCOMERS

**Brendan Bailey, F, Fr., 6-8, 190, Salt Lake City, Utah/American Fork**

- Was a consensus top 100 recruit in 2015-16 as a senior.

**Ike Eke, F, Fr., 6-9, 230, Detroit, Mich./Jesuit**

- Was redshirted in 2017-18.

**Joseph Chartouny, G, Gr., 6-3, 200, Montreal, Que./Fordham Univ.**

- A grad transfer from Fordham, averaged 12.2 points, 5.6 rebounds and 4.6 assists last year.

**Tommy Gardiner, F, Fr., 6-7, 210, Park Ridge, Ill./Maine South**

- Two-year captain who won his school's Spirit of Perseverance Award.

**Joey Hauser, F, Fr., 6-9, 230, Stevens Point, Wis./Stevens Point Area**

- Ranked as high as 32nd in the nation by 247Sports.com.

**Buddy Jaffee, G, Fr., 6-3, 195, Michigan City, Ind./Marquette H.S.**

- Averaged 12.4 points, 4.0 assists as a senior.

**Ed Morrow, F, Jr., 6-7, 235, Chicago, Ill./U. of Nebraska**

- Averaged 9.1 points and a team-leading 7.5 rebounds for Nebraska in 2016-17.





**HEAD COACH**  
**STEVE**  
**WOJCIECHOWSKI**

Hired at Marquette: April 1, 2014

**Coaching File:** Assistant/Associate head coach, Duke (1999-2014).

**Highlights:** 2018 NIT quarterfinals; 2017 NCAA; During his coaching tenure at Duke, the Blue Devils won two NCAA national championships (2010, 2001) and compiled a 441-92 record. Duke played in the NCAA Tournament every season. Served as court coach and scout for the USA Basketball Men's Senior National Team (2006-12), including the gold

medal teams in the 2008 Beijing Olympics and the 2012 London Olympics.

**Collegiate File:** At Duke, he was named the top defensive player in the country as a senior. Was a two-time All-ACC selection and honorable mention Associated Press All-America.

**Education:** B.S., Duke, 1998. Major: Sociology.

**Personal:** Native of Severna Park, Md.; Birthdate: 8-11-76. Steve and his wife Lindsay have two sons, Jack and Charlie.

**WOJCIECHOWSKI'S RECORD**

Career Record (four years)..... 73-59 (.553)  
Marquette Record (four years)..... 73-59 (.553)

BIG EAST Regular Season Record (four years)..... 31-41 (.431)  
BIG EAST Tournament Record (four years)..... 3-4 (.429)  
BIG EAST Overall Record (four years)..... 34-45 (.430)

NCAA Record (one appearance) ..... 0-1 (.000)  
NIT Record (one appearance) ..... 2-1 (.000)

**YEAR-BY-YEAR**

		Overall	Conference	Conf. Tourn.	Postseason
2014-15	Marquette	13-19	4-14/9th	1-1	—
2015-16	Marquette	20-13	8-10/7th	1-1	—
2016-17	Marquette	19-13	10-8/T3rd	0-1	NCAA 0-1
2017-18	Marquette	21-14	9-9/T6th	1-1	NIT 2-1

**REGULAR SEASON GAMES**

Home Record: 77-29  
Best Home Record: 9-0 in 2011-12 and 2012-13  
Worst Home Record: 3-6 in 2014-15  
Most Consecutive Home Wins: 20 in 2011-12 through 2013-14  
Most Consecutive Home Losses: 6 in 2014-15  
Road Record: 45-61  
Best Road Record: 5-4 in 2008-09, 2009-10, 2011-12, 2012-13  
Worst Road Record: 1-8 in 2014-15  
Most Consecutive Road Wins: 5 in 2009-10  
Most Consecutive Road Losses: 7, 2 in 2013-14 and 5 in 2014-15  
Longest Winning Streak: 9 games in 2008-09  
Longest Losing Streak: 6 twice in 2014-15

**BIG EAST REGULAR SEASON RESULTS**

Year	Won-Lost	Home	Away	Finish	Championship Seed
2005-06	10-6	7-1	3-5	T-4th	#4
2006-07	10-6	6-2	4-4	T-5th	#6
2007-08	11-7	7-2	4-5	T-5th	#6
2008-09	12-6	7-2	5-4	5th	#5
2009-10	11-7	6-3	5-4	T-5th	#5
2010-11	9-9	6-3	3-6	T-9th	#11
2011-12	14-4	9-0	5-4	2nd	#2
2012-13	14-4	9-0	5-4	T-1st	#3
2013-14	9-9	6-3	3-6	6th	#6
2014-15	4-14	3-6	1-8	T9th	#9
2015-16	8-10	4-5	4-5	7th	#7
2016-17	10-8	7-2	3-6	T-3rd	#4
2017-18	9-9	5-4	4-5	T-6th	#7

**BIG EAST CHAMPIONSHIP RESULTS (1980-2018)**

vs.	Won	Lost
DePaul	1	0
Georgetown	0	2
Louisville	0	2
Notre Dame	1	1
Pittsburgh	0	2
Providence	1	0
St. John's	4	0
Seton Hall	2	1
Villanova	1	3
West Virginia	1	0
Xavier	0	2
<b>Total</b>	<b>11</b>	<b>13</b>

## 2017-18 RESULTS (21-14, 9-9 BIG EAST)

(HOME 13-7/AWAY 5-5/NEUTRAL 3-2)

			Attendance	High Scorer/Rebounder
<b>NOVEMBER</b>				
10	Mount St. Mary's	W, 80-59	13,324	Rowsey 23/Two with 6
<i>Gavitt Tipoff Games</i>				
14	Purdue	L, 86-71	13,307	Rowsey 25/ Hauser 8
<i>Maui Invitational</i>				
20	vs. VCU	W, 94-83	2,400	Howard 22/Hauser 9
21	vs. Wichita State	L, 80-66	2,400	Rowsey 26/Heldt 6
22	vs. LSU	W, 94-84	2,400	Rowsey 30/Howard 6
27	Eastern Illinois	W, 86-83 ot	11,647	Hauser 30/Hauser 9
29	Chicago State	W, 95-69	11,685	Howard 33/Anim 9
<b>DECEMBER</b>				
2	Georgia	L, 73-66	13,476	Howard 29/Hauser 9
5	Vermont	W, 91-81	12,055	Howard 34/Hauser, Howard 6
9	at Wisconsin	W, 82-63	17,287	Rowsey 24/Rowsey 7
18	Northern Illinois	W, 79-70	12,532	Howard 26/John 5
21	American	W, 92-51	12,683	Hauser 29/Froling 7
27	XAVIER	L, 91-87	15,095	Rowsey 31/Froling 8
30	GEORGETOWN	W, 74-65	14,889	Rowsey 35/Heldt 7
<b>JANUARY</b>				
3	at PROVIDENCE	W, 95-90 ot	8,375	Howard 52/Hauser 8
6	at VILLANOVA <sup>WF</sup>	L, 100-90	14,210	Howard 37/Hauser 8
9	SETON HALL	W, 84-64	12,901	Rowsey 31/Hauser 8
12	at BUTLER	L, 94-83	8,911	Hauser 30/Hauser 6
15	DEPAUL	W, 70-52	12,278	Hauser 19/Froling 9
24	at XAVIER	L, 89-70	10,493	Howard 33/Froling 8
28	VILLANOVA	L, 85-82	17,120	Rowsey 29/Hauser 7
31	BUTLER	L, 92-72	12,779	Howard 26/Cain 5
<b>FEBRUARY</b>				
3	PROVIDENCE	L, 77-75	18,958	Howard 16/Howard 9
7	at SETON HALL	W, 88-85	8,210	Howard 32/Hauser 10
10	at ST. JOHN'S <sup>CA</sup>	L, 86-78	5,602	Rowsey 34/Two with 7
17	at CREIGHTON	W, 90-86	18,485	Anim 26/Hauser 8
21	ST. JOHN'S	W, 85-73	12,624	Hauser 24/Heldt 10
24	at DEPAUL	L, 70-62	9,053	Rowsey 16/Hauser 9
26	at GEORGETOWN	W, 90-86 ot	5,375	Two with 28/Heldt 10
<b>MARCH</b>				
3	CREIGHTON	W, 85-81	18,221	Rowsey 26/Hauser 9
7	vs. DePaul (BET)	W, 72-69	16,866	Rowsey 25/Two with 6
8	vs. Villanova (BET)	L, 94-70	19,812	Howard 23/Cain 5
14	Harvard (NIT)	W, 67-60	3,607	Howard 22/Heldt 8
18	Oregon (NIT)	W, 101-92	3,618	Rowsey 29/Anim 6
20	Penn State (NIT)	L, 85-80	3,670	Rowsey 29/John 9

<sup>WF</sup> Wells Fargo Center; <sup>CA</sup> Carnesecca Arena; (BET) BIG EAST Tournament; (NIT) National Invitational Tournament

## CAREER LEADERS

Points	Total-Avg.
Jerel McNeal, 2005-09	1985-15.3
Lazar Hayward, 2006-10	1859-13.5
George Thompson, 1966-69	1773-20.4
Dominic James, 2005-09	1749-13.6
Butch Lee, 1974-78	1735-15.1
Travis Diener, 2001-05	1691-14.1
Brian Wardle, 1997-01	1690-14.4
Tony Smith, 1986-90	1688-14.8
Wesley Matthews, 2005-09	1673-13.2
Bo Ellis, 1973-77	1663-14.0

Rebounds	Total-Avg.
Don Kojis, 1958-61	1222-15.1
Bo Ellis, 1973-77	1085-9.1
Terry Rand, 1953-56	978-12.7
Walt Mangham, 1957-60	938-12.3
Lazar Hayward, 2006-10	910-6.6
Tom Flynn, 1963-66	771-9.9
Paul Carbins, 1963-67	768-9.7
Trevor Powell, 1987-91	765-6.8
John Glaser, 1955-58	753-10.6
Russ Wittberger, 1951-55	745-7.4

Assists	Total
Tony Miller, 1992-95	956
Dominic James, 2005-09	632
Travis Diener, 2001-05	617
Aaron Hutchins, 1995-98	550
Lloyd Walton, 1974-76	480
Tony Smith, 1987-90	469
Jerel McNeal, 2005-09	455
Junior Cadougan, 2009-13	435
Cordell Henry, 1999-02	430
Glenn Rivers, 1981-83	409

Steals	Total
Jerel McNeal, 2005-09	287
Michael Wilson, 1979-82	272
Mandy Johnson, 1982-85	253
Dominic James, 2005-09	238
Glenn Rivers, 1981-83	203
Tony Smith, 1987-90	190
Michael Sims, 1985-88	188
Tony Miller, 1992-95	185
Aaron Hutchins, 1995-98	165
Travis Diener, 2001-05	158
Lazar Hayward, 2006-10	158
Kerry Trotter, 1983-86	158

Blocked Shots	Total
Jim McIlvaine, 1991-94	399
Amal McCaskill 1992, 94-96	175
Faisal Abraham, 1994-97	172
Luke Fischer, 2014-17	153
Chris Otule, 2008-12	145
Michael Wilson, 1979-82	119
Scott Merritt, 2000-04	113
Walter Downing, 1985-86	103



Nate Watson

## QUICK FACTS

**Location:** Providence, R.I.  
**Enrollment:** 3,897  
**Founded:** 1917  
**Nickname:** Friars  
**Colors:** Black, White and Silver  
**Home Court:** Dunkin' Donuts Center (12,410)

## COACHING STAFF

**Head Coach**  
 Ed Cooley (Stonehill '94)  
 Office Phone: (401) 865-2266

### Assistant Coaches

Jeff Battle (Marshall '85)  
 Brian Blaney (Roanoke '94)  
 Ivan Thomas (VCU '97)

## ADMINISTRATION

**President**  
 Rev. Brian J. Shanley, O.P.

**Director of Athletics**  
 Robert Driscoll, Jr.  
 Athletics Phone: (401) 865-2265

**Associate AD/Communications**  
 Arthur Parks  
 Office Phone: (401) 865-2759  
 Cell Phone: (401) 378-7334  
 Email: aparks@providence.edu



## 2018-19 SCHEDULE

<b>NOVEMBER</b>	
6	Siena (FSN).....6:30
	<i>Veterans Classic, Annapolis, Md.</i>
9	vs. Wichita State (CBSSN).....6:00
13	Holy Cross (FS2).....7:00
	<i>Hall of Fame Tip Off, Uncasville, Conn.</i>
17	vs. South Carolina (ESPN3).....2:30
18	vs. Michigan/Geo. Wash. (E/E2).....1:30/4:00
24	Iona (FSN).....4:00
27	Fairleigh Dickinson (FS1).....8:30

## DECEMBER

1	Rhode Island (FS1).....2:30/5:00
4	at Boston College (ESPN2).....7:00
7	Massachusetts (FS1).....7:00
16	Central Connecticut (FS1).....2:00
18	Albany (FSN).....7:00
21	at Texas (ESPN2).....9:00
31	CREIGHTON (FS1).....4:00

## JANUARY

5	VILLANOVA (FOX/FS1).....2:00
12	AT GEORGETOWN (FS1).....Noon
15	SETON HALL (FS1).....6:30
20	AT MARQUETTE (CBSSN).....Noon
23	AT XAVIER (FS1).....6:30
27	DEPAUL (FS1).....Noon
30	AT SETON HALL (FSN).....7:00

## FEBRUARY

2	AT DEPAUL (FS1).....2:30
6	GEORGETOWN (FS1).....7:30
9	AT ST. JOHN'S <sup>MSG</sup> (CBSSN).....Noon
13	AT VILLANOVA (FS1).....6:30
16	XAVIER (FOX).....2:00
20	ST. JOHN'S (FS1).....8:30
23	MARQUETTE (FOX).....Noon
26	AT BUTLER (FS1).....7:00

## MARCH

6	AT CREIGHTON (CBSSN).....8:00
9	BUTLER (TBD).....TBD

<sup>MSG</sup> Madison Square Garden; <sup>WF</sup> Wells Fargo Center;  
 All times are Eastern.

## FRIARS PREVIEW

### The Big Picture

Coach Ed Cooley has accomplished something no other coach in the storied history of Friar basketball has done. He's taken PC to five straight NCAA Tournaments. Last year, the Friars finished 21-14 overall, 10-8 in the BIG EAST and lost in overtime in the BIG EAST Tournament final. PC is also riding a streak of five straight winning records in league play. This season, Cooley welcomes back two quality starters, some experienced reserves and a heralded recruiting class, though the Friars will be younger in some key areas. Last season, a more experienced squad was 11-3 in games decided by five points or less or went into overtime.

### Who's Back

Alpha Diallo emerged as a top player in the BIG EAST last year. The 6-7 guard averaged 13.2 points, a team-leading 6.6 rebounds and excelled defensively. Center Emmitt Holt is back after missing all of last season with an abdominal injury. Two seasons ago, Holt averaged 12.5 points and 5.4 rebounds. Six other returnees all averaged double-figures in minutes. Guard Isaiah Jackson made 10 starts and averaged 7.4 points. Center Nate Watson averaged 6.8 points and made the All-BIG EAST Freshman Team. Junior forward Kalif Young made 25 starts and averaged 4.3 points and 4.1 rebounds. A trio of guards, sophomore Makai Ashton-Langford (4.2 ppg) and juniors Maleik White (4.8) and Drew Edwards (2.0), also return.

### Who's Gone

The Friars lost three of their top four scorers. Forward Rodney Bullock led the team in scoring at 14.3 points and grabbed 5.8 rebounds. Point guard Kyron Cartwright was All-BIG EAST Honorable Mention after averaging 11.6 points and leading the BIG EAST in assists with a 5.8 mark. In league play, he ranked first in assists for two straight years. Guard Jalen Lindsey, a full-time starter for the past two seasons, averaged 8.8 points and led the team with 73 3-pointers last year. Reserve center Dajour Dickens transferred.

### What's Ahead

The Friars appear set with some experienced players at all positions and a sixth straight NCAA berth appears to be an attainable goal. Despite the veteran presence, however, a heralded freshman recruiting class is expected to make some inroads. David Duke may contend immediately at point guard. Six-six guard A.J. Reeves also could force his way into the regular rotation. Jimmy Nichols and Kris Monroe, pair of 6-8 hopefuls, also will push to be noticed. In league play, Providence was first in scoring defense, allowing 74.6 points per game. Cooley wants the defensive success to continue.



## 2017-18 STATISTICS

##	Player	GP	GS	Min	Avg	TOTAL			3-PTS			REBOUNDS			PF	FO	A	TO	Blk	Stl	Pts	Avg				
						FG	FGA	Pct	3FG	FGA	Pct	FT	FTA	Pct									Off	Def	Tot	Avg
05	BULLOCK, Rodney	34	34	1120	32.9	164	377	.435	47	141	.333	110	149	.738	50	148	198	5.8	85	2	39	66	33	27	485	14.3
	Conference-Only...	17	17	531	31.2	69	158	.437	20	60	.333	47	63	.746	20	68	88	5.2	42	2	21	29	15	7	205	12.1
11	DIALLO, Alpha	32	31	983	30.7	160	343	.466	15	70	.214	88	120	.733	69	142	211	6.6	94	2	73	60	9	32	423	13.2
	Conference-Only...	18	18	584	32.4	88	203	.433	11	46	.239	54	75	.720	43	87	130	7.2	51	1	47	36	3	22	241	13.4
24	CARTWRIGHT, Kyron	34	32	1061	31.2	138	323	.427	38	101	.376	87	114	.763	11	86	97	2.9	64	0	196	92	1	44	401	11.8
	Conference-Only...	18	18	586	32.6	81	185	.438	20	56	.357	58	78	.744	4	49	53	2.9	40	0	105	59	1	31	240	13.3
21	LINDSEY, Jalen	33	29	1082	32.8	92	224	.411	73	185	.395	34	45	.756	37	81	118	3.6	66	1	28	22	21	31	291	8.8
	Conference-Only...	17	17	580	34.1	50	119	.420	38	101	.376	20	23	.870	10	37	47	2.8	36	1	13	12	11	15	158	9.3
44	JACKSON, Isaiah	35	10	709	20.3	76	205	.371	27	75	.360	79	101	.782	33	115	148	4.2	64	1	38	39	6	25	258	7.4
	Conference-Only...	18	2	399	22.2	50	130	.385	13	45	.289	55	68	.809	22	70	92	5.1	33	0	17	22	1	17	168	9.3
00	WATSON, Nate	35	9	483	13.8	91	153	.595	0	0	.000	55	79	.696	29	39	68	1.9	71	0	4	29	26	7	237	6.8
	Conference-Only...	18	5	231	12.8	44	74	.595	0	0	.000	27	36	.750	13	19	32	1.8	32	0	3	13	18	6	115	6.4
04	WHITE, Maliek	25	1	325	13.0	42	95	.442	16	47	.340	19	31	.613	4	22	26	1.0	21	0	19	18	3	17	119	4.8
	Conference-Only...	12	0	152	12.7	24	58	.414	7	27	.259	8	16	.500	3	8	11	0.9	6	0	6	8	0	7	63	5.3
13	YOUNG, Kalif	35	25	582	16.6	60	111	.541	0	0	.000	30	61	.492	49	93	142	4.1	71	2	22	30	21	14	150	4.3
	Conference-Only...	18	13	310	17.2	30	56	.536	0	0	.000	13	28	.464	31	56	87	4.8	42	1	15	15	11	6	73	4.1
01	ASHTON-LANGFORD, M.	31	4	406	13.1	47	124	.379	3	25	.120	33	63	.524	4	48	52	1.7	44	1	52	43	5	20	130	4.2
	Conference-Only...	15	0	114	7.6	12	35	.343	1	7	.143	9	13	.692	1	13	14	0.9	16	0	12	12	1	6	34	2.3
25	EDWARDS, Drew	33	0	335	10.2	22	66	.333	4	26	.154	19	23	.826	14	35	49	1.5	38	0	14	17	2	16	67	2.0
	Conference-Only...	16	0	126	7.9	5	24	.208	1	12	.083	2	2	1.000	4	10	14	0.9	16	0	7	4	0	4	13	0.8
33	DICKENS, Dajour	3	0	10	3.3	3	5	.600	0	0	.000	0	0	.000	0	3	3	1.0	1	0	0	0	1	0	6	2.0
	Conference-Only...	0	0	0	0.0	0	0	.000	0	0	.000	0	0	.000	0	0	0	0.0	0	0	0	0	0	0	0	0.0
34	PLANEK, Tom	13	0	20	1.5	3	8	.375	0	0	.000	0	1	.000	1	2	3	0.2	4	0	0	2	0	4	6	0.5
	Conference-Only...	6	0	7	1.2	0	2	.000	0	0	.000	0	0	.000	0	1	1	0.2	1	0	0	1	0	1	0	0.0
10	FONTS, Andrew	8	0	9	1.1	1	3	.333	0	1	.000	0	0	.000	0	0	0	0.0	1	0	0	0	0	1	2	0.3
	Conference-Only...	5	0	5	1.0	0	0	.000	0	0	.000	0	0	.000	0	0	0	0.0	1	0	0	0	0	0	0	0.0
	TEAM.....														68	64	132	3.8	0		12					
	Conference-Only...														36	29	65	3.6	0		5					
	Total.....	35				899	2037	.441	223	671	.332	554	787	.704	369	878	1247	35.6	624	9	485	430	128	238	2575	73.6
	Conference-Only...	18				453	1044	.434	111	354	.314	293	402	.729	187	447	634	35.2	316	5	246	216	61	122	1310	72.8
	Opponents.....	35				913	2054	.444	240	746	.322	478	654	.731	359	909	1268	36.2	676	-	444	469	128	227	2544	72.7
	Conference-Only...	18				485	1057	.459	127	375	.339	245	332	.738	168	466	634	35.2	344	11	243	226	62	114	1342	74.6

## 2018-19 ROSTER

No.	Name	Pos.	Ht.	Wt.	Yr.	Hometown/Previous School
1	Makai Ashton-Langford	G	6-3	185	So.	Worcester, Mass./Brewster Academy
11	Alpha Diallo	G	6-7	211	Jr.	New York, N.Y./Brewster Academy
3	David Duke	G	6-5	198	Fr.	Providence, R.I./Cushing Academy
25	Drew Edwards	G	6-4	190	Jr.	Perry Hall, Md./Calvert Hall
10	Andrew Fonts	G	6-2	170	So.	Portsmouth, R.I./Portsmouth Abbey School
15	Emmitt Holt	F	6-7	240	Sr.	Webster, N.Y./Indian Hills CC
44	Isaiah Jackson	G	6-6	225	Sr.	Gainesville, Fla./George Mason
2	Kris Monroe	F	6-8	220	Fr.	Creedmor, N.C./St. David's
5	Jimmy Nichols	F	6-8	220	Fr.	Conway, S.C./Conway
10	A.J. Reeves	G	6-6	210	Fr.	Roxbury, Mass./Brimmer and May School
0	Nate Watson	C	6-10	260	So.	Arlington, Va./Bishop O'Connell
4	Maliek White	G	6-3	190	Jr.	Richmond, Va./George Wythe High School
13	Kalif Young	F	6-9	255	Jr.	Vaughan, Ontario/Orangeville Prep

## 2018-19 NEWCOMERS

**David Duke, G, Fr., 6-5, 198, Providence, R.I./**

### Cushing Academy

- Was ranked the No. 44 player nationally by 247sports.com and No. 47 by ESPN.
- Averaged 17 points, five rebounds and four assists as a senior.

**Kris Monroe, F, Fr., 6-8, 220, Creedmor, N.C./**

### St. David's School

- Averaged 21.8 points, 8.6 rebounds, 2.4 assists and 2.8 steals as a senior.
- Averaged 20.3 points and 8.8 rebounds for his high school career.

**Jimmy Nichols, F, 6-8, 220, Conway, S.C./Conway**

- Averaged 19.1 points, 11.2 rebounds, 4.0 assists and 3.0 blocks as a senior.
- In his prep career, he had 1,000 points, 500 rebounds and 100 blocks.

**A.J. Reeves, G, Fr., 6-6, 210, Roxbury, Mass./**

### Brimmer and May School

- Averaged 27 points, eight rebounds and four assists for his four prep career.
- Was named 2017-18 Massachusetts Gatorade Player of the Year.



## HEAD COACH ED COOLEY

Hired at Providence: March 22, 2011

**Coaching File:** Fairfield, Head coach (2007-11); Boston College, Assistant coach (1997-06); Rhode Island, Assistant coach (1996-97); Stonehill College, Assistant coach (1995-96); UMass-Dartmouth, Assistant coach (1994-95).

**Highlights:** 2018 NCAA; 2017 NCAA; 2016 NCAA (Second Round); 2015 NCAA; 2014 NCAA; 2014 BIG EAST Tournament title; 2013 NIT quarterfinals; 2011 NIT second round.

Current streak of five straight NCAA appearances is a school record.

**Collegiate File:** Was a four-year player at Stonehill College and a three-time captain.

**Education:** B.A., History, Stonehill, 1994.

**Personal:** A native of Providence, attended Central High School and earned two Rhode Island High School Player of the Year honors before attending Stonehill. He and his wife, Nurys, have a daughter Olivia, and a son, Isaiah.

### COOLEY'S RECORD

Career Record (12 years).....	236-163 (.591)
Providence Record (seven years).....	144-94 (.605)
Fairfield Record (five years).....	92-69 (.571)
BIG EAST Regular Season Record (seven years).....	64-62 (.508)
BIG EAST Tournament Record (seven years).....	7-6 (.538)
BIG EAST Overall Record (seven years).....	71-68 (.511)
NCAA Record (five appearances).....	1-5 (.167)
NIT Record (two appearances).....	3-2 (.600)

### YEAR-BY-YEAR

		Overall	Conference	Conf. Tourn.	Postseason
2006-07	Fairfield	13-19	10-8/T5th	0-1	
2007-08	Fairfield	14-16	11-7/T5th	0-1	
2008-09	Fairfield	17-15	9-9/T4th	1-1	
2009-10	Fairfield	23-11	13-5/2nd	2-1/2nd	
2010-11	Fairfield	25-8	15-3/1st	1-1	NIT 1-1
2011-12	Providence	15-17	4-14/15th	0-1	
2012-13	Providence	19-15	9-9/T9th	0-1	NIT 2-1
2013-14	Providence	23-12	10-8/T3rd	3-0/1st	NCAA 0-1
2014-15	Providence	22-12	11-7/4th	1-1	NCAA 0-1
2015-16	Providence	24-11	10-8/T4th	1-1	NCAA 1-1
2016-17	Providence	20-13	10-8/T3rd	0-1	NCAA 0-1
2017-18	Providence	21-14	10-8/T3rd	2-1	NCAA 0-1

### REGULAR SEASON GAMES

**Home Record:** 171-153  
**Best Home Record:** 8-1 in 1993-94  
**Worst Home Record:** 0-3 in 1979-80  
**Most Consecutive Home Wins:** 8 over 1995-96 and 1996-97 seasons  
**Most Consecutive Home Losses:** 7 over 1979-80/80-81 seasons  
**Road Record:** 102-222  
**Best Road Record:** 6-2 in 2003-04  
**Worst Road Record:** 0-9 in 2010-11  
**Most Consecutive Road Wins:** 3 in 1988-89, 1989-90 and 2000-01  
**Most Consecutive Road Losses:** 15 over 2009-10 and 2010-11 seasons  
**Longest Winning Streak:** 6 games in 1986-87  
**Longest Losing Streak:** 11 games over 1979-80/80-81 seasons  
**Longest Losing Streak (single season):** 10 games in 2009-10

### BIG EAST REGULAR SEASON RESULTS

Year	Won-Lost	Home	Away	Finish	Championship Seed
1979-80	0-6	0-3	0-3	7th	#7
1980-81	3-11	2-5	1-6	8th	#8
1981-82	2-12	2-5	0-7	7th (tie)	#7
1982-83	4-12	2-6	2-6	8th	#8
1983-84	5-11	4-4	1-7	7th (tie)	#8
1984-85	3-13	2-6	1-7	8th	#8
1985-86	7-9	4-4	3-5	5th	#5
1986-87	10-6	6-2	4-4	4th (tie)	#4
1987-88	5-11	5-3	0-8	8th	#8
1988-89	7-9	4-4	3-5	5th (tie)	#6
1989-90	8-8	4-4	4-4	5th (tie)	#6
1990-91	7-9	6-2	1-7	7th (tie)	#7
1991-92	6-12	4-5	2-7	9th	#9
1992-93	9-9	6-3	3-6	4th (tie)	#5
1993-94	10-8	8-1	2-7	4th (tie)	#4
1994-95	7-11	5-4	2-7	6th (tie)	#6
1995-96	9-9	5-4	4-5	3rd, BE 7	#6
1996-97	10-8	7-2	3-6	2nd BE 7	#4
1997-98	7-11	4-5	3-6	4th, BE 7	#8
1998-99	9-9	4-5	5-4	6th (tie)	#7
1999-00	4-12	2-6	2-6	12th	#12
2000-01	11-5	6-2	5-3	2nd, East	#2 East
2001-02	6-10	5-3	1-7	6th, East	#6 East
2002-03	8-8	5-3	3-5	3rd (tie), East	#3 East
2003-04	11-5	5-3	6-2	3rd (tie)	#3
2004-05	4-12	2-6	2-6	9th	#9
2005-06	5-11	3-5	2-6	13th	(DNQ)
2006-07	8-8	6-2	2-6	10th	#10
2007-08	6-12	4-5	2-7	12th (tie)	#2
2008-09	10-8	6-3	4-5	7th (tie)	#8
2009-10	4-14	2-7	2-7	15th	#15
2010-11	4-14	4-5	0-9	14th	#14
2011-12	4-14	3-6	1-8	15th	#15
2012-13	9-9	5-4	4-5	9th (tie)	#9
2013-14	10-8	6-3	4-5	3rd (tie)	#4
2014-15	11-7	6-3	5-4	4th	#4
2015-16	10-8	5-4	5-4	4th (tie)	#4
2016-17	10-8	6-3	4-5	3rd (tie)	#3
2017-18	10-8	6-3	4-5	3rd (tie)	#5

## 2017-18 RESULTS (21-14, 10-8 BIG EAST)

(HOME 13-4/AWAY 4-7/NEUTRAL 4-3)

### NOVEMBER

#### 2K Classic

			Attendance	High Scorer/Rebounder
10	Houston Baptist (AH)	W, 84-55	1,600	White 13/Two with 6

#### Gavitt Tipoff Games

13	Minnesota	L, 86-78	10,214	Two with 12/Bullock 6
16	vs. Washington	W, 77-70	6,104	Bullock 17/Bullock 9
17	vs. Saint Louis	W, 90-63	6,713	Bullock 15/Diallo 5
22	Belmont	W, 66-65	6,857	Cartwright 17/Bullock 8
25	Boston College	W, 86-66	10,806	Bullock 20/Young 9
29	Rider	W, 88-84	7,255	Bullock 23/Diallo 11

### DECEMBER

2	at Rhode Island	L, 75-68	7,959	Diallo 17/Diallo 7
6	Brown	W, 77-72 ot	6,087	Bullock 21/Bullock 9
9	at Massachusetts	L, 72-63	4,015	Bullock 15/Bullock 9
17	Stony Brook	W, 62-60	5,742	Watson 15/Lindsey 9

*Hall of Fame Showcase, Mohegan Sun, Conn.*

20	vs. Houston	L, 70-59	5,518	Bullock 24/Bullock 8
22	Sacred Heart	W, 89-75	6,452	Bullock 31/Bullock 8
28	at ST. JOHN'S <sup>CA</sup>	W, 94-72	5,602	Cartwright 21/Diallo 12
31	at CREIGHTON	L, 83-64	17,768	Watson 20/Bullock 10

### JANUARY

3	MARQUETTE	L, 95-90 ot	8,375	Cartwright 29/Diallo 8
6	XAVIER	W, 81-72	12,630	Cartwright 19/Two with 6
12	at DEPAUL	W, 71-64	5,354	Lindsey 18/Diallo 9
15	BUTLER	W, 70-60	12,407	Cartwright 18/Two with 8
20	CREIGHTON	W, 85-71	12,927	Diallo 21/Diallo 10
23	at VILLANOVA	L, 89-69	8,595	Bullock 16/Two with 8
31	at SETON HALL	L, 73-57	8,434	Diallo 25/Diallo 10

### FEBRUARY

3	at MARQUETTE	W, 77-75	18,958	Diallo 16/Cartwright 8
6	GEORGETOWN	W, 73-69	11,125	Lindsey 17/Diallo 12
10	DEPAUL	L, 80-63	12,892	Watson 14/Young 9
14	VILLANOVA <sup>WF</sup>	W, 76-71	12,887	Cartwright 17/Jackson 8
17	at BUTLER	L, 69-54	9,184	Two with 11/Diallo 9
21	SETON HALL	L, 89-77	11,432	Cartwright 25/Young 10
24	at GEORGETOWN	W, 74-69	10,681	Bullock 19/Bullock 8
28	at XAVIER	L, 84-74	10,715	White 15/Jackson 7

### MARCH

3	ST. JOHN'S	W, 61-57	12,627	Two with 13/Bullock 8
8	vs. Creighton (BET)	W, 72-68 ot	17,647	Diallo 19/Lindsey 10
9	vs. Xavier (BET)	W, 75-72 ot	19,812	Two with 17/Jackson 8
10	vs. Villanova (BET)	L, 76-66	19,812	Diallo 22/Diallo 10
16	vs. Texas A&M (NCAA)	L, 73-69	18,489	Bullock 22/Diallo 7

<sup>CA</sup> Carnesecca Arena; <sup>WF</sup> Wells Fargo Center; (BET) BIG EAST Tournament; (NCAA) NCAA Tournament

## BIG EAST CHAMPIONSHIP RESULTS (1980-2018)

vs.	Won	Lost	vs.	Won	Lost	vs.	Won	Lost
Butler	1	0	Louisville	0	1	Syracuse	1	2
Boston College	1	1	Marquette	0	1	Villanova	1	9
Cincinnati	0	1	Notre Dame	1	0	West Virginia	2	3
Connecticut	2	2	Pittsburgh	0	1	Xavier	1	0
Creighton	2	1	Rutgers	1	0	Total	23	36
DePaul	1	0	St. John's	5	2			
Georgetown	1	7	Seton Hall	3	5			

## CAREER LEADERS

Points	Total-Avg.
Ryan Gomes, 2001-05	2138-18.4
LaDontae Henton, 2011-15	2059-15.3
Jimmy Walker, 1963-67	2045-25.2
Eric Murdock, 1987-91	2021-17.3
Bryce Cotton, 2010-14	1975-15.2
Jamel Thomas, 1995-99	1971-15.9
Marvin Barnes, 1970-74	1839-20.7
Joe Hassett, 1973-77	1828-14.7
Bruce Campbell, 1974-78	1809-14.8
Ernie DiGregorio, 1969-73	1760-20.5

Rebounds	Total-Avg.
Marvin Barnes, 1970-74	1592-17.9
Jim Hadnot, 1958-62	1299-15.5
John Thompson, 1960-64	1061-13.4
Geoff McDermott, 2005-09	1055-8.7
LaDontae Henton, 2011-15	1,054-7.8
Michael Smith, 1991-94	1038-11.4
Ryan Gomes, 2001-05	1028-8.9
Bruce Campbell, 1974-78	949-7.8
Otis Thorpe, 1980-84	902-7.8
Bill Eason, 1974-78	800-6.9
Dickey Simpkins, 1990-94	790-6.3

Assists	Total
Vincent Council, 2009-13	725
Ernie DiGregorio, 1969-73	662
Kyron Cartwright, 2014-18	646
Kris Dunn, 2012-16	552
Billy Donovan, 1983-87	546
Carlton Screen, 1986-90	532
Ricky Tucker, 1979-83	520
Bob Misevicius, 1974-78	490
Eric Murdock, 1987-91	487
Vinnie Ernst, 1959-63	487
Geoff McDermott, 2005-09	478

Steals	Total
John Linehan, 1997-02	385
Eric Murdock, 1987-91	376
Carlton Screen, 1986-90	228
Kris Dunn, 2012-16	208
Harold Starks, 1982-86	207
Geoff McDermott, 2005-09	205
Corey Wright, 1996-99	181
Ryan Gomes, 2001-05	181
Joe Hassett, 1973-77	176
Michael Brown, 1992-96	174

Blocked Shots	Total
Marvin Barnes, 1970-74	333
Marcus Douthit, 2000-04	295
Bob Cooper, 1973-77	284
Herbert Hill, 2004-07	189
Steve Wright, 1984-88	184
Carson Desrosiers, 2011-15	161
Randall Hanke, 2004-09	155
Rich Hunger, 1977-81	144
Bilal Dixon, 2009-12	141
Bob Misevicius, 1974-78	121





Marvin Clark II



## QUICK FACTS

**Location:** Queens, N.Y.  
**Enrollment:** 20,729  
**Founded:** 1870  
**Nickname:** Red Storm  
**Colors:** Red and White  
**Home Courts:** Carnesecca Arena (5,602)  
 Madison Square Garden (19,786)

## COACHING STAFF

### Head Coach

Chris Mullin (St. John's '85)  
 Office Phone: (718) 990-6225

### Assistant Coaches

Mitch Richmond (Kansas State '88)  
 Matt Abdelmassih (St. John's '07)  
 Greg St. Jean (Wesleyan '13)

## ADMINISTRATION

### President

Conrado "Bobby" Gempesaw, Ph.D.

### Director of Athletics

Mike Cragg  
 Athletics Phone: (718) 990-6138

### Associate AD/Communications

Steve Dombroski  
 Office Phone: (718) 990-6897  
 Cell Phone: (518) 928-6103  
 Email: dombross@stjohns.edu

## 2018-19 SCHEDULE

### NOVEMBER

6	Loyola Md. (FSN)	6:30
9	Bowling Green (FS2)	6:30
<i>Gavitt Tipoff Games</i>		
16	at Rutgers (BTN)	7:00
<i>Legends Classic, Brooklyn, N.Y.</i>		
19	vs. California (ESPN2)	7:00
20	vs. Temple/VCU (ESPN2/U)	5/7:30
27	Md.-Eastern Shore (FS1)	6:30

### DECEMBER

<i>Hoophall Miami Invitational, Miami, Fla.</i>		
1	vs. Georgia Tech (ESPNU)	Noon
5	Mount St. Mary's (FS2)	6:30
<i>MSG Holiday Festival</i>		
9	Princeton (FS1)	1:00
16	Wagner (FS1)	4:30
19	St. Francis, N.Y. (FS1)	6:30
22	Sacred Heart (FS1)	8:00
29	AT SETON HALL (FSN)	8:30

### JANUARY

1	MARQUETTE (FS1)	7:00
5	AT GEORGETOWN (CBS)	1:00
8	AT VILLANOVA (FS1)	7:00
12	DEPAUL (CBSSN)	6:00
16	CREIGHTON (FS1)	6:30
19	AT BUTLER (FOX)	4:30
27	GEORGETOWN <sup>MSG</sup> (FOX)	Noon
30	AT CREIGHTON (FS1)	8:30

### FEBRUARY

2	at Duke (ESPN)	Noon
5	AT MARQUETTE (FS1)	8:00
9	PROVIDENCE <sup>MSG</sup> (FOX)	Noon
12	BUTLER (CBSSN)	8:30
17	VILLANOVA <sup>MSG</sup> (FS1)	5:00
20	AT PROVIDENCE (FS1)	8:30
23	SETON HALL <sup>MSG</sup> (FS1)	8:00
28	XAVIER (FS1)	6:30

### MARCH

3	AT DEPAUL (FS1)	Noon
9	AT XAVIER (TBD)	TBD

<sup>MSG</sup> Madison Square Garden; All times are Eastern.

## RED STORM PREVIEW

### The Big Picture

The Red Storm had a streaky season last year. They started 10-2 overall, then lost their first 11 league games. A 6-4 finish to the season followed, a run that began with wins over Duke and at Villanova. This year, coach Chris Mullin can lean on a solid nucleus of three returning starters. A strong newcomer group that includes some transfers and freshmen could lift St. John's back into league contention. The Johnnies were strong defensively, leading the league in field goal percentage defense (.446), steals (8.5), blocked shots (4.6) and turnover margin (+2.9) in BIG EAST play. The Johnnies won't have the size of last year's squad, but they will have plenty of athleticism.

### Who's Back

Junior guard Shamorie Ponds is the only returning member of last year's All-BIG EAST First Team. In all games, he led the league in scoring with a 21.6 average and ranked second in steals (2.3) fourth in free throw shooting (85.7 percent) and fifth in assists (4.7). Junior Justin Simon was one of the league most productive players with a 12.2 scoring mark. His rebound average of 7.1 ranked fifth in the BIG EAST and he edged Ponds in steals to lead the league with a 2.5 mark. Forward Marvin Clark II averaged 12.5 points, including 65 3-pointers, and 4.7 boards. He was even better in BIG EAST play, averaging 14.1 points and 5.1 rebounds. Reserve guard Bryan Trimble Jr. averaged 3.1 points.

### Who's Gone

Forwards Bashir Ahmed and Tariq Owens started every game. Ahmed averaged 11.3 points and 4.7 rebounds. Owens averaged 8.4 points, 5.9 boards and a leagueleading 2.8 blocked shots. Guard Marcus LoVett (14.9 ppg) played only seven games, was injured and left the program. Reserve forwards Kassoum Yakwe (2.2) and Amar Alibegovic (1.6) each averaged just over 11 minutes of playing time per game.

### What's Ahead

Mullin's team may have as many as seven newcomers striving for some available playing time. Mustapha Heron, a transfer from Auburn, is the most accomplished of the group. He was granted a relief waiver by the NCAA and is eligible immediately. Sedee Keita, a 6-9, 240-pound transfer from South Carolina, may see immediate action near the basket. Freshmen Josh Roberts and Marcellus Earlington are two other frontcourt candidates. Guard Mikey Dixon, a transfer from Quinnipiac, should figure in the backcourt rotation. Sophomore LJ Figueroa, a junior college transfer, could see time on the wing. Freshman Greg Williams Jr. is a point guard candidate.

## 2017-18 STATISTICS

##	Player	GP	GS	Min	Avg	TOTAL			3-PTS			REBOUNDS			PF	FO	A	TO	Blk	Stl	Pts	Avg				
						FG	FGA	Pct	3FG	FGA	Pct	FT	FTA	Pct									Off	Def	Tot	Avg
02	PONDS, Shamorie	30	30	1110	37.0	225	536	.420	47	186	.253	150	175	.857	36	115	151	5.0	53	0	142	82	3	70	647	21.6
	Conference-Only...	15	15	567	37.8	120	283	.424	27	92	.293	61	72	.847	14	45	59	3.9	28	0	76	44	1	35	328	21.9
20	LoVETT, Marcus	7	7	229	32.7	39	93	.419	15	39	.385	11	15	.733	2	13	15	2.1	16	1	12	13	0	15	104	14.9
	Conference-Only...	0	0	0	0.0	0	0	.000	0	0	.000	0	0	.000	0	0	0	0.0	0	0	0	0	0	0	0	0.0
13	CLARK II, Marvin	33	33	1021	30.9	143	312	.458	65	158	.411	63	74	.851	39	117	156	4.7	112	10	32	61	5	38	414	12.5
	Conference-Only...	18	18	625	34.7	88	192	.458	40	102	.392	37	45	.822	21	71	92	5.1	60	5	20	35	4	25	253	14.1
05	SIMON, Justin	33	33	1190	36.1	151	319	.473	15	36	.417	84	127	.661	38	196	234	7.1	90	2	167	95	27	82	401	12.2
	Conference-Only...	18	18	671	37.3	91	195	.467	7	23	.304	50	72	.694	15	103	118	6.6	43	0	101	60	14	46	239	13.3
01	AHMED, Bashir	33	33	996	30.2	130	319	.408	44	128	.344	68	111	.613	53	102	155	4.7	94	4	31	49	11	35	372	11.3
	Conference-Only...	18	18	578	32.1	73	173	.422	24	71	.338	31	52	.596	24	58	82	4.6	53	2	15	24	3	19	201	11.2
11	OWENS, Tariq	33	26	1001	30.3	113	224	.504	12	37	.324	40	58	.690	52	143	195	5.9	102	5	17	42	94	20	278	8.4
	Conference-Only...	18	18	620	34.4	69	138	.500	11	33	.333	16	25	.640	24	83	107	5.9	59	2	12	24	48	16	165	9.2
12	TRIMBLE JR, Bryan	32	0	555	17.3	34	95	.358	26	81	.321	6	7	.857	4	33	37	1.2	52	1	13	5	2	8	100	3.1
	Conference-Only...	18	0	351	19.5	23	53	.434	17	43	.395	2	3	.667	3	23	26	1.4	29	1	8	3	2	4	65	3.6
14	YAKWE, Kassoum	24	1	284	11.8	16	35	.457	0	0	.000	20	28	.714	20	31	51	2.1	44	0	5	22	19	5	52	2.2
	Conference-Only...	11	1	110	10.0	6	14	.429	0	0	.000	7	12	.583	7	15	22	2.0	15	0	2	11	7	2	19	1.7
10	ALIBEGOVIC, Amar	27	2	313	11.6	16	59	.271	8	39	.205	4	7	.571	8	25	33	1.2	45	1	3	12	11	7	44	1.6
	Conference-Only...	14	2	192	13.7	7	33	.212	4	22	.182	4	7	.571	3	13	16	1.1	25	1	2	5	4	5	22	1.6
04	CAMUS, Jay	2	0	4	2.0	0	2	.000	0	2	.000	0	0	.000	0	0	0	0.0	0	0	0	1	0	1	0	0.0
	Conference-Only...	0	0	0	0.0	0	0	.000	0	0	.000	0	0	.000	0	0	0	0.0	0	0	0	0	0	0	0	0.0
23	COLE, Justin	6	0	22	3.7	0	5	.000	0	0	.000	0	0	.000	0	4	4	0.7	6	0	0	0	0	1	0	0.0
	Conference-Only...	2	0	11	5.5	0	1	.000	0	0	.000	0	0	.000	0	2	2	1.0	2	0	0	0	0	1	0	0.0
	TEAM.....														36	43	79	2.4	2			11				
	Conference-Only...														15	24	39	2.2	0			6				
	<b>Total.....</b>	<b>33</b>				<b>867</b>	<b>1999</b>	<b>.434</b>	<b>232</b>	<b>706</b>	<b>.329</b>	<b>446</b>	<b>602</b>	<b>.741</b>	<b>288</b>	<b>822</b>	<b>1110</b>	<b>33.6</b>	<b>616</b>	<b>25</b>	<b>422</b>	<b>393</b>	<b>172</b>	<b>282</b>	<b>2412</b>	<b>73.1</b>
	<b>Conference-Only...</b>	<b>18</b>				<b>477</b>	<b>1082</b>	<b>.441</b>	<b>130</b>	<b>386</b>	<b>.337</b>	<b>208</b>	<b>288</b>	<b>.722</b>	<b>126</b>	<b>437</b>	<b>563</b>	<b>31.3</b>	<b>314</b>	<b>12</b>	<b>236</b>	<b>212</b>	<b>83</b>	<b>153</b>	<b>1292</b>	<b>71.8</b>
	<b>Opponents.....</b>	<b>33</b>				<b>807</b>	<b>1922</b>	<b>.420</b>	<b>304</b>	<b>824</b>	<b>.369</b>	<b>479</b>	<b>653</b>	<b>.734</b>	<b>378</b>	<b>927</b>	<b>1305</b>	<b>39.5</b>	<b>587</b>	<b>-</b>	<b>472</b>	<b>535</b>	<b>78</b>	<b>180</b>	<b>2397</b>	<b>72.6</b>
	<b>Conference-Only...</b>	<b>18</b>				<b>480</b>	<b>1077</b>	<b>.446</b>	<b>184</b>	<b>463</b>	<b>.397</b>	<b>257</b>	<b>345</b>	<b>.745</b>	<b>199</b>	<b>517</b>	<b>716</b>	<b>39.8</b>	<b>297</b>	<b>4</b>	<b>294</b>	<b>264</b>	<b>39</b>	<b>104</b>	<b>1401</b>	<b>77.8</b>

## 2018-19 ROSTER

No.	Name	Pos.	Ht.	Wt.	Yr.	Hometown/Previous School
32	Jay Camus	G	5-10	170	Sr.	Queens, N.Y./Manhattan Coll.
11	David Caraher	G/F	6-6	220	So.	Chapel Hill, N.J./Houston Baptist U.
13	Marvin Clark II	F	6-7	230	Sr.	Kansas City, Mo./Michigan State U.
23	Justin Cole	G	6-2	190	Jr.	Rockville Centre, N.Y./Archbishop Molloy
3	Mikey Dixon	G	6-2	170	So.	New Castle, Del./Quinnipiac U.
10	Marcellus Earlington	F	6-5	225	Fr.	Stony Point, N.Y./Don Bosco Prep (N.J.)
30	LJ Figueroa	G/F	6-6	195	So.	Lawrence, Mass./Odessa JC (Tex.)
14	Mustapha Heron	G	6-5	220	Jr.	Waterbury, Conn./Auburn U.
0	Sedee Keita	F	6-9	240	So.	Philadelphia, Pa./U. of South Carolina
24	Brandon Lawrence	G	6-2	175	Jr.	Union City, Calif./Moreau Catholic
2	Shamorie Ponds	G	6-1	175	Jr.	Brooklyn, N.Y./Thomas Jefferson
1	Josh Roberts	F	6-9	210	Fr.	Troy, Ala./Montverde Academy (Fla.)
5	Justin Simon	G	6-5	215	Jr.	Temecula, Calif. / Arizona
12	Bryan Trimble Jr.	G	6-3	220	So.	Kansas City, Mo./Sunrise Christian Acad. (Kan.)
4	Greg Williams Jr.	G	6-3	190	Fr.	Lafayette, La./Lafayette Christian Acad.
40	Eli Wright	G	6-5	190	Jr.	Owensboro, Ky./Mississippi State U.

## 2018-19 NEWCOMERS

**Mikey Dixon, G, So., 6-2, 170, New Castle, Del./Quinnipiac U.**

- Averaged 16.5 points and was the MAAC Rookie of the Year at Quinnipiac in 2016-17.

**Marcellus Earlington, F, Fr., 6-5, 225, Stony Point, N.Y./Don Bosco Prep (N.J.)**

- Was named all-state as a junior and a senior.

**L.J. Figueroa, F, So., 6-6, 195, Lawrence, Mass./Odessa JC (Tex.)**

- Averaged 21.4 points and shot 48.2 percent.

**Mustapha Heron, G, Jr., 6-5, 220, Waterbury, Conn./Auburn U.**

- Averaged 16.4 points and 5.3 rebounds at Auburn in 2017-18.

**Sedee Keita, F, So., 6-9, 240, Philadelphia, Pa./U. of South Carolina**

- Averaged 9.6 minutes per game on the Gamecocks' Final Four team in 2016-17.

**Josh Roberts, F, Fr., 6-9, 210, Troy, Ala./Montverde Academy (Fla.)**

- Averaged 14 points per game as a senior.

**Greg Williams Jr., G, Fr., 6-3, 190, Lafayette, La./Lafayette Christian Academy**

- Helped team to a Division IV title as a senior and state crown as a junior.



**HEAD COACH**  
**CHRIS MULLIN**  
 Hired at St. John's: March 31, 2015

**Coaching File:** Fourth year as head coach.

**Professional Administrative File:** Special Advisor, Sacramento Kings, 2013-15; Executive Vice President of Basketball Operations, Golden State Warriors, 2004-09; Special Assistant, Golden State, 2002-04.

**Professional Playing File:** Inducted into the Naismith Memorial Hall of

Fame as a player and as a member of the 1992 Olympic Team ("Dream Team"). Was a five-time NBA All-Star. Scored 17,911 career points and average 18.2 ppg during his 11-year career with Golden State and the Indiana Pacers. Was drafted seventh overall by Golden State in the 1985 draft.

**Collegiate File:** At St. John's (1981-85), he is still the school's all-time scorer with 2,440 points. Was a consensus first team All-America selection as a senior. Led St. John's to four NCAA Tournament bids, including the 1985 Final Four. Is the only player in BIG EAST history to be named BIG EAST Player of the Year three times (1983-85). His jersey number 20 has been retired by the school.

**Education:** B.S. Management, St. John's, 1998.

**Personal:** Birthdate: 7-30-63; He and his wife, Liz, have four children: Sean, Christopher, Liam and Kiera.

### MULLIN'S RECORD

Career Record (three years).....	38-50 (.432)
St. John's Record (three years) .....	38-50 (.432)
BIG EAST Regular Season Record (three years) .....	12-42 (.214)
BIG EAST Tournament Record (three years) .....	2-3 (.400)
BIG EAST Overall Record (two years) .....	14-45 (.237)

### YEAR-BY-YEAR

	Overall	Conference	Conf. Tourn.	Postseason
2015-16 St. John's	8-24	1-17/10th	0-1	—
2016-17 St. John's	14-19	7-11/8th	1-1	—
2017-18 St. John's	16-17	4-14/T9th	1-1	—

### BIG EAST CHAMPIONSHIP RESULTS (1980-2018)

vs.	Won	Lost
Boston College	4	2
Connecticut	4	2
Georgetown	3	5
Marquette	0	4
Miami	2	1
Notre Dame	1	1
Pittsburgh	2	2
Providence	2	5
Rutgers	2	0
Seton Hall	2	1
Syracuse	1	4
Villanova	5	4
Xavier	0	1
Total	28	32

### REGULAR SEASON GAMES

**Home Record:** 194-130  
**Best Home Record:** 8-0 in 1985-86, 1999-00; 7-0 in 1980-81  
**Worst Home Record:** 1-8 in 2015-16  
**Most Consecutive Home Wins:** 16 over 1998-99/99-00/00-01 seasons  
**Most Consecutive Home Losses:** 7 games over 1993-94/94-95 seasons  
**Road Record:** 124-199  
**Best Road Record:** 8-0 in 1984-85  
**Worst Road Record:** 0-9 in 2015-16  
**Most Consecutive Road Wins:** 9 over 1984-85/85-86 seasons  
**Most Consecutive Road Losses:** 16 games over 2003-04 and 2004-05  
**Longest Winning Streak:** 14 games in 1984-85  
**Longest Losing Streak:** 13 games in 2015-16 and over 2017-18 and 2017-18

### BIG EAST REGULAR SEASON RESULTS

Year	Won-Lost	Home	Away	Finish	Championship Seed
1979-80	5-1	2-1	3-0	1st (3 tied)	#2
1980-81	8-6	7-0	1-6	3rd (3 tied)	#3
1981-82	9-5	4-3	5-2	3rd	#3
1982-83	12-4	7-1	5-3	1st (3 tied)	#3
1983-84	8-8	5-3	3-5	4th (tie)	#5
1984-85	15-1	7-1	8-0	1st	#1
1985-86	14-2	8-0	6-2	1st (tie)	#1
1986-87	10-6	6-2	4-4	4th (tie)	#5
1987-88	8-8	4-4	4-4	5th (tie)	#5
1988-89	6-10	5-3	1-7	7th (tie)	#8
1989-90	10-6	4-4	6-2	4th	#4
1990-91	10-6	7-1	3-5	2nd	#2
1991-92	12-6	8-1	4-5	1st (tie)	#3
1992-93	12-6	8-1	4-5	2nd	#2
1993-94	5-13	3-6	2-7	9th	#9
1994-95	7-11	4-5	3-6	6th (tie)	#8
1995-96	5-13	4-5	1-8	5th, BE 6	#11
1996-97	8-10	3-6	5-4	4th, BE 6	#10
1997-98	13-5	6-3	7-2	2nd, BE 6	#3
1998-99	14-4	7-2	7-2	3rd	#3
1999-00	12-4	8-0	4-4	3rd	#3
2000-01	8-8	6-2	2-6	3rd (tie), East	#3 East
2001-02	9-7	7-1	2-5	3rd, East	#3 East
2002-03	7-9	3-5	4-4	5th, East	#5 East
2003-04	1-15	1-7	0-8	14th	DNQ
2004-05	3-13	3-5	0-8	11th	N/A
2005-06	5-11	3-5	2-6	13th (tie)	DNQ
2006-07	7-9	6-2	1-7	11th	#11
2007-08	5-13	3-6	2-7	14th	DNQ
2008-09	6-12	5-4	1-8	13th	#13
2009-10	6-12	3-6	3-6	13th	#13
2010-11	12-6	7-2	5-4	3rd (tie)	#5
2011-12	6-12	4-5	2-7	11th (tie)	#12
2012-13	8-10	5-4	3-6	11th	#11
2013-14	10-8	6-3	4-5	T3rd	#5
2014-15	10-8	7-2	3-6	5th	#5
2015-16	1-17	1-8	0-9	10th	#10
2016-17	7-11	5-4	2-7	8th	#8
2017-18	4-14	2-7	2-7	9th (tie)	#9



## 2017-18 RESULTS (16-17, 4-14 BIG EAST)

HOME 9-7/AWAY 2-7/NEUTRAL 4-2)

			Attendance	High Scorer/Rebounder
<b>NOVEMBER</b>				
10	New Orleans <sup>CA</sup>	W, 77-61	4,921	LoVett 23/Ponds 7
14	Central Connecticut <sup>CA</sup>	W, 80-55	4,043	Ponds 21/Simon 11
<i>Gavitt Tipoff Games</i>				
16	Nebraska <sup>CA</sup>	W, 79-56	4,652	Ponds 22/Simon 12
20	Molloy <sup>CA</sup>	W, 71-43	4,424	Two with 14/Simon 11
<i>Advocare Invitational, Lake Buena Vista, Fla.</i>				
23	vs. Oregon State	W, 82-77	2,712	Ponds 26/Two with 6
24	vs. Missouri	L, 90-82	2,367	Ponds 31/Simon 9
26	vs. UCF	W, 46-43	1,712	LoVett 12/Ponds 10
<b>DECEMBER</b>				
2	Sacred Heart <sup>CA</sup>	W, 90-55	4,643	Ponds 22/Owens 11
<i>Valley of the Sun Shootout, Phoenix, Ariz.</i>				
5	vs. Grand Canyon (ESPNU)	W, 68-60	8,907	Ponds 28/Simon 11
<i>Basketball Hall of Fame Classic, Los Angeles, Ca.</i>				
8	vs. Arizona State	L, 82-70		Ponds 19/Ahmed 8
<i>MSG Holiday Festival</i>				
17	vs. Iona <sup>MSG</sup>	W, 69-59	9,515	Ponds 16/Ahmed 11
<i>Basketball Hall of Fame Classic, Mohegan Sun, Conn.</i>				
20	vs. Saint Joseph's	W, 77-73	5,518	Ponds 28/Simon 11
28	PROVIDENCE <sup>CA</sup>	L, 94-72	5,602	Clark II 20/Clark II 8
31	at SETON HALL	L, 75-70	8,456	Owens 19/Owens 14
<b>JANUARY</b>				
3	at CREIGHTON	L, 78-71	16,167	Ahmed 21/Three with 5
6	DEPAUL <sup>CA</sup>	L, 91-74	5,602	Ahmed 21/Two with 7
9	GEORGETOWN <sup>MSG</sup>	L, 69-66	9,406	Ponds 17/Clark II 7
13	VILLANOVA <sup>MSG</sup>	L, 78-71	17,123	Ponds 37/Two with 7
17	at XAVIER	L, 88-82	10,224	Simon 28/Simon 9
20	at GEORGETOWN	L, 93-89 2ot	8,976	Ponds 33/Simon 10
23	CREIGHTON <sup>CA</sup>	L, 68-63	4,771	Simon 17/Simon 9
27	at BUTLER	L, 70-45	9,129	Owens 13/Owens 9
30	XAVIER <sup>CA</sup>	L, 73-68	5,344	Ponds 31/Ahmed 10
<b>FEBRUARY</b>				
3	Duke <sup>MSG</sup>	W, 81-77	19,812	Ponds 33/Ponds 7
7	at VILLANOVA <sup>WF</sup>	W, 79-75	10,900	Ponds 26/Simon 10
10	MARQUETTE <sup>CA</sup>	W, 86-78	5,602	Ponds 44/Simon 11
14	at DEPAUL	W, 77-76	4,690	Ponds 26/Owens 6
21	at MARQUETTE	L, 85-73	12,624	Two with 19/Ponds 7
24	SETON HALL	L, 81-74 ot	18,840	Ponds 25/Clark II 10
28	BUTLER <sup>CA</sup>	W, 75-68 2ot	5,602	Simon 24/Simon 10
<b>MARCH</b>				
3	at PROVIDENCE	L, 61-57	12,627	Clark II/Ahmed 7
7	vs. Georgetown (BET)	W, 88-77	16,866	Ponds 26/Simon 10
8	vs. Xavier (BET)	L, 88-60	17,647	Clark II 18/Ponds 7

<sup>CA</sup> Carnesecca Arena; <sup>MSG</sup> Madison Square Garden; <sup>WF</sup> Wells Fargo Center; (BET) BIG EAST Tournament

## CAREER LEADERS

Points	Total-Avg.
Chris Mullin, 1981-85	2440-19.5
Malik Sealy, 1988-92	2402-18.9
D'Angelo Harrison, 2011-15	2178-17.4
Felipe Lopez, 1994-98	1927-16.9
Bob Zawoluk, 1949-52	1826-20.1
Zendon Hamilton, 1994-98	1810-15.9
George Johnson, 1974-78	1763-15.1
David Russell, 1979-83	1753-14.6
Glenn Williams, 1973-77	1727-14.9
Tony Jackson, 1958-61	1603-21.1
Rebounds	Total-Avg.
George Johnson, 1974-78	1240-10.6
Lloyd "Sonny" Dove, 1964-67	1036-12.5
Tony Jackson, 1958-61	991-13.0
Zendon Hamilton, 1994-98	949-8.3
LeRoy Ellis, 1959-62	927-12.2
Malik Sealy, 1988-92	880-6.9
Mel Davis, 1970-72	845-15.6
David Russell, 1979-83	832-6.9
Wayne McKoy, 1977-81	824-7.0
Charles Minlend, 1992-97	784-6.9
Assists	Total
Mark Jackson, 1983-87	738
Jason Buchanan, 1989-92	665
Eugene Lawrence, 2004-08	520
Frank Alagia, 1972-76	478
Chris Mullin, 1981-85	449
Malik Booth, 2007-11	370
Bernard Rencher, 1977-80	352
Mel Utley, 1972-75	345
Kevin Cluess, 1972-75	319
David Cain, 1989-92	312
Steals	Total
Malik Sealy, 1988-92	238
Jason Buchanan, 1988-92	220
Chris Mullin, 1981-85	213
Marcus Hatten, 2001-03	205
Sir'Dominic Pointer, 2011-15	200
Eugene Lawrence, 2005-08	196
D.J. Kennedy, 2008-11	183
Mark Jackson, 1983-87	174
Erick Barkley, 1998-00	167
D'Angelo Harrison, 2011-15	158
Blocked Shots	Total
Chris Obekpa, 2012-15	321
Robert Werdann, 1988-92	188
Sir'Dominic Pointer, 2011-15	173
Wayne McKoy, 1977-81	164
Tariq Owens, 2016-18	163
Bill Wennington, 1981-85	152
Kassoum Yakwe, 2015-18	149
George Johnson, 1974-78	130
Walter Berry, 1984-86	121
Lamont Hamilton, 2003-07	118



Myles Cale



## QUICK FACTS

**Location:** South Orange, N.J.  
**Enrollment:** 10,300  
**Founded:** 1856  
**Nickname:** Pirates  
**Colors:** Blue, Silver and Grey  
**Home Courts:** Prudential Center (10,353)

## COACHING STAFF

**Head Coach**  
 Kevin Willard (Pittsburgh '97)  
 Office Phone: (973) 761-9070

**Assistant Coaches**  
 Tony Skinn (VCU '06)  
 Duane Woodward (Boston College '98)  
 Grant Billmeier (Seton Hall '07)

## ADMINISTRATION

**Interim President**  
 Dr. Mary J. Meehan

**Director of Athletics**  
 Patrick Lyons  
 Athletics Phone: (973) 761-9492

**Associate AD/Communications**  
 Thomas Chen  
 Office Phone: (973) 761-9694  
 Email: Thomas.Chen@shu.edu  
 Cell Phone: (914) 843-7185

## 2018-19 SCHEDULE

<b>NOVEMBER</b>	
6	Wagner <sup>MSG</sup> (FS2)..... 6:30
<i>Gavitt Tipoff Games</i>	
14	at Nebraska (BTN)..... 7:30
17	Saint Louis (FS2)..... 8:00
<i>Wooden Legacy, Fullerton, Calif.</i>	
22	vs. Grand Canyon (ESPN3)..... 9:00
23	vs. Hawaii/Utah (ESPN2/3)..... 9/11:30
25	vs. TBD..... TBD

<b>DECEMBER</b>	
1	Louisville (FOX)..... Noon
4	New Hampshire (FS1)..... 6:30
<i>Citi Hoops Classic, MSG</i>	
8	vs. Kentucky (FOX)..... Noon
15	Rutgers (FS1)..... 2:00
19	Sacred Heart (FS2)..... 6:30
22	at Maryland (FS1)..... 5:30
29	ST. JOHN'S (FSN)..... 8:30

<b>JANUARY</b>	
2	AT XAVIER (FS1)..... 6:30
6	AT DEPAUL (FS1)..... 1/5:00
9	BUTLER (FS1)..... 8:30
12	AT MARQUETTE (FS1)..... 2:00
15	AT PROVIDENCE (FS1)..... 6:30
19	DEPAUL (FS1)..... 8:00
27	AT VILLANOVA <sup>WF</sup> (FOX)..... 2:30
30	PROVIDENCE (FSN)..... 7:00

<b>FEBRUARY</b>	
2	AT BUTLER (FS1)..... Noon
9	CREIGHTON (CBSSN)..... 8:00
13	GEORGETOWN (FS1)..... 8:30
17	AT CREIGHTON (FS1)..... 3:00
20	XAVIER (CBSSN)..... 7:00
23	AT ST. JOHN'S <sup>MSG</sup> (FS1)..... 8:00

<b>MARCH</b>	
2	AT GEORGETOWN (CBSSN)..... 6:30
6	MARQUETTE (FS1)..... 6:30
9	VILLANOVA (TBD)..... TBD

<sup>MSG</sup> Madison Square Garden; <sup>WG</sup> Walsh Gymnasium;  
<sup>WF</sup> Wells Fargo Center;  
 All times are Eastern.

## PIRATES PREVIEW

### The Big Picture

Last year made it three straight NCAA Tournaments, three straight 20-win seasons and three straight years of double-digit wins in BIG EAST play for the Pirates. Coach Kevin Willard's club finished 22-12 and made it to the second round of the NAAs. The challenges for 2018-19 will be significant, however. The Pirates have to replace a veteran group of four starters who accumulated 84 victories, 5,524 points and 3,070 rebounds in their careers. Some talented pieces remain, but the Pirates will need some newcomers to help bolster the lineup.

### Who's Back

Junior guard Myles Powell, the BIG EAST Most Improved Player last year, is the top returning scorer with a 15.5 average. He made 94 3-pointers and shot 37.9 percent from beyond the arc. Sophomore wing Myles Cale will be looking for more playing time after averaging 4.3 points while playing 17.2 minutes per game. Senior forward Michael Nzei averaged 3.9 points and 3.9 rebounds while making 17 starts. Reserve forward Sandro Mamukelashvili improved as the season progressed and averaged 2.6 points, playing just under 10 minutes per game. Reserve guard Shevar Reynolds also returns.

### Who's Gone

Center Angel Delgado ended his career as the BIG EAST's all-time leading rebounder with 828 boards in league games. Last season, he averaged 13.6 points and 11.8 rebounds and finished his career with 72 double-doubles. Forward Desi Rodriguez was the top scorer with a 17.5 average. Delgado and Rodriguez were All-BIG EAST Second Team picks. Guard Khadeen Carrington averaged 15.6 points and 4.4 assists. He finished his career with 1,846 points, ninth on the school's all-time scoring list. Ismael Sanogo was the glue that every winning team needs. He averaged 5.5 points, 5.3 rebounds and blocked 30 shots. Reserve guards Eron Gordon and Jordan Walker transferred.

### What's Ahead

The Pirates will be able to put an experienced starting lineup on the floor with Powell, Cale and Nzei. The new look likely will include two transfers. Forward Taurean Thompson, an athletic 6-10 sophomore transfer from Syracuse, averaged 9.2 points and 3.8 rebounds two seasons ago. Quincy McKnight, a junior transfer from Sacred Heart, is a quality point guard who scored 18.9 points and earned All-NEC First Team honors in 2016-17. Romaro Gill, a 7-2 junior center, along with a group of freshmen—forward Darnell Brodie, wing Jared Rhoden and guard Anthony Nelson—figure to play reserve roles.

## 2017-18 STATISTICS

##	Player	GP	GS	Min	Avg	TOTAL			3-PTS			FT			REBOUNDS			PF	FO	A	TO	Blk	Stl	Pts	Avg	
						FG	FGA	Pct	3FG	FGA	Pct	FT	FTA	Pct	Off	Def	Tot									Avg
20	RODRIGUEZ, Desi	31	29	939	30.3	204	410	.498	56	150	.373	78	106	.736	33	116	149	4.8	74	0	63	62	15	32	542	17.5
	Conference-Only...	15	15	474	31.6	104	210	.495	30	77	.390	37	47	.787	16	56	72	4.8	35	0	35	29	7	17	275	18.3
00	CARRINGTON, Khadeen	34	34	1120	32.9	170	407	.418	53	144	.368	138	167	.826	20	86	106	3.1	73	3	150	79	10	36	531	15.6
	Conference-Only...	18	18	640	35.6	92	230	.400	28	83	.337	78	90	.867	11	49	60	3.3	44	3	87	42	5	20	290	16.1
13	POWELL, Myles	34	33	1078	31.7	171	395	.433	94	248	.379	90	114	.789	17	73	90	2.6	82	0	94	68	8	34	526	15.5
	Conference-Only...	18	17	605	33.6	93	223	.417	52	141	.369	59	77	.766	8	34	42	2.3	47	0	51	32	4	19	297	16.5
31	DELGADO, Angel	34	34	1049	30.9	187	370	.505	0	2	.000	90	147	.612	137	265	402	11.8	77	2	94	85	23	26	464	13.6
	Conference-Only...	18	18	597	33.2	100	197	.508	0	0	.000	39	64	.609	65	149	214	11.9	41	1	49	51	16	16	239	13.3
14	SANOGO, Ismael	32	17	739	23.1	67	125	.536	11	24	.458	30	53	.566	54	115	169	5.3	95	2	30	28	30	34	175	5.5
	Conference-Only...	17	11	427	25.1	36	67	.537	8	14	.571	21	37	.568	29	66	95	5.6	54	1	19	17	16	17	101	5.9
22	CALE, Myles	34	5	584	17.2	56	120	.467	13	46	.283	22	35	.629	18	37	55	1.6	49	0	22	31	5	20	147	4.3
	Conference-Only...	18	3	299	16.6	30	58	.517	6	21	.286	10	18	.556	7	17	24	1.3	25	0	10	14	3	7	76	4.2
01	NZEI, Michael	34	17	565	16.6	53	92	.576	0	0	.000	27	47	.574	50	82	132	3.9	49	0	17	23	8	9	133	3.9
	Conference-Only...	18	7	276	15.3	18	34	.529	0	0	.000	9	18	.500	22	53	75	4.2	21	0	9	11	2	8	45	2.5
23	MAMUKELASHVILI, S.	34	0	325	9.6	32	68	.471	8	27	.296	15	25	.600	27	36	63	1.9	51	2	16	14	16	8	87	2.6
	Conference-Only...	18	0	122	6.8	14	29	.483	4	13	.308	7	11	.636	12	12	24	1.3	17	1	7	0	6	4	39	2.2
02	WALKER, Jordan	17	0	123	7.2	10	31	.323	6	19	.316	5	12	.417	2	7	9	0.5	29	1	15	12	1	6	31	1.8
	Conference-Only...	14	0	79	5.6	8	26	.308	4	14	.286	2	6	.333	1	6	7	0.5	21	1	9	8	1	3	22	1.6
04	GORDON, Eron	30	1	247	8.2	17	38	.447	6	17	.353	6	15	.400	5	19	24	0.8	25	0	23	12	0	4	46	1.5
	Conference-Only...	14	1	87	6.2	7	18	.389	3	8	.375	0	0	.000	1	5	6	0.4	11	0	5	1	0	1	17	1.2
25	FLORY, Philip	23	0	57	2.5	2	10	.200	2	6	.333	6	6	1.000	0	6	6	0.3	5	0	2	3	1	0	12	0.5
	Conference-Only...	12	0	37	3.1	0	5	.000	0	4	.000	6	6	1.000	0	4	4	0.3	3	0	1	2	0	0	6	0.5
21	REYNOLDS, Shavar	19	0	24	1.3	2	7	.286	1	2	.500	2	2	1.000	1	4	5	0.3	5	0	1	2	0	1	7	0.4
	Conference-Only...	10	0	7	0.7	0	1	.000	0	0	.000	0	0	.000	0	2	2	0.2	2	0	0	1	0	0	0	0.0
	TEAM.....														52	39	91	2.7	1		13					
	Conference-Only...														30	17	47	2.6	1		6					
	<b>Total.....</b>	<b>34</b>				<b>971</b>	<b>2073</b>	<b>.468</b>	<b>250</b>	<b>685</b>	<b>.365</b>	<b>509</b>	<b>729</b>	<b>.698</b>	<b>416</b>	<b>885</b>	<b>1301</b>	<b>38.3</b>	<b>615</b>	<b>10</b>	<b>527</b>	<b>432</b>	<b>117</b>	<b>210</b>	<b>2701</b>	<b>79.4</b>
	<b>Conference-Only...</b>	<b>18</b>				<b>502</b>	<b>1098</b>	<b>.457</b>	<b>135</b>	<b>375</b>	<b>.360</b>	<b>268</b>	<b>374</b>	<b>.717</b>	<b>202</b>	<b>470</b>	<b>672</b>	<b>37.3</b>	<b>322</b>	<b>7</b>	<b>282</b>	<b>214</b>	<b>60</b>	<b>112</b>	<b>1407</b>	<b>78.2</b>
	<b>Opponents.....</b>	<b>34</b>				<b>903</b>	<b>2057</b>	<b>.439</b>	<b>262</b>	<b>776</b>	<b>.338</b>	<b>444</b>	<b>613</b>	<b>.724</b>	<b>351</b>	<b>798</b>	<b>1149</b>	<b>33.8</b>	<b>664</b>	<b>-</b>	<b>442</b>	<b>431</b>	<b>111</b>	<b>201</b>	<b>2512</b>	<b>73.9</b>
	<b>Conference-Only...</b>	<b>18</b>				<b>506</b>	<b>1118</b>	<b>.453</b>	<b>146</b>	<b>420</b>	<b>.348</b>	<b>240</b>	<b>329</b>	<b>.729</b>	<b>187</b>	<b>441</b>	<b>628</b>	<b>34.9</b>	<b>336</b>	<b>10</b>	<b>262</b>	<b>198</b>	<b>62</b>	<b>106</b>	<b>1398</b>	<b>77.7</b>

## 2018-19 ROSTER

No.	Name	Pos.	Ht.	Wt.	Yr.	Hometown/Previous School
32	Darnell Brodie	F	6-9	265	Fr.	Newark, N.J./Newark East Side
22	Myles Cale	G	6-5	200	So.	Middletown, Del./Appoquinimink
35	Romaro Gill	C	7-2	245	Jr.	St. Thomas, Jamaica/Vincennes University
23	Sandro Mamukelashvili	F	6-10	230	So.	Tbilisi, Ga./Montverde Acad.
0	Quincy McKnight	G	6-4	180	Jr.	Bridgeport, Conn./Sacred Heart U.
2	Anthony Nelson	G	6-4	175	Fr.	New York, N.Y./South Kent
1	Michael Nzei	F	6-8	205	Sr.	Makurdi, Nigeria/Our Savior New American
13	Myles Powell	G	6-2	195	Jr.	Trenton, N.J./Trenton Catholic
21	Shavar Reynolds	G	6-2	195	So.	Manchester, N.J./Manchester
14	Jared Rhoden	G/F	6-6	205	Fr.	Baldwin, N.Y./Our Savior Lutheran
15	Taurean Thompson	F	6-10	225	So.	New York, N.Y./Syracuse Univ.

## 2018-19 NEWCOMERS

**Darnell Brodie, F, Fr., 6-9, 265, Newark, N.J./ East Side**

- Spent last season at Montverde Academy after playing at Newark East Side.

**Romaro Gill, C, Jr., 7-0, 235, St. Thomas, Jamaica/Vincennes JC (Ind.)**

- Sat out the 2017-18 season as a redshirt.

**Quincy McKnight, G, 6-4, 185, Bridgeport, Ct./ Sacred Heart U.**

- Sat out the 2017-18 season after transferring from Sacred Heart, was All-NEC in '16-17 with 18.9 points, 4.9 rebounds per game.

**Anthony Nelson, G, Fr., 6-4, 175, New York, N.Y./ South Kent School (Ct.)**

- Named Class AA All-NEPSAC and third-team All-New England in 2017-18.

**Jared Rhoden, G, Fr., 6-6, 205, Baldwin, N.Y./ Our Savior Lutheran**

- Named All-USA Today New York after averaging 29.3 points and 7.0 rebounds.

**Taurean Thompson, F, So., 6-11, 215, New York, N.Y./Syracuse Univ.**

- Averaged 9.2 points and 3.8 boards while averaging 17.9 minutes at Syracuse in 2016-17.





## HEAD COACH KEVIN WILLARD

**Hired at Seton Hall:** March 29, 2010  
**Coaching File:** Head coach, Iona, 2007-10; Associate head coach and assistant coach, Louisville, 2001-2007; Coaching associate, Boston Celtics, 1997-2001.

**Highlights:** 2018 NCAA (Second Round); 2017 NCAA; 2016 NCAA; 2016 BIG EAST Coach of the Year with Villanova's Jay Wright; 2012 NIT (Second round); 2010 MAAC Coach of the Year; Louisville posted a record of 142-58 during his six seasons as an assistant and made the 2005 Final Four.

**Playing File:** Played three years at Pittsburgh after competing as a freshman at Western Kentucky. He played for his father, head coach Ralph Willard, at both schools. At Pitt, he played 75 career games and earned BIG EAST All-Academic honors.

**Education:** B.A., University of Pittsburgh, 1997.

**Personal:** Birthdate: 4-6-75. He and his wife, Julie, have two sons, Colin and Chase.

### WILLARD'S RECORD

Career Record (11 years).....	195-163 (.545)
Seton Hall Record (eight years).....	150-114 (.568)
Iona Record (three years).....	45-49 (.479)
BIG EAST Regular Season Record (eight years).....	62-82 (.431)
BIG EAST Tournament Record (eight years).....	8-7 (.533)
BIG EAST Overall Record (eight years).....	60-80 (.429)
NCAA Record (three appearances).....	1-3 (.250)
NIT Record (one appearance).....	1-1 (.500)

### YEAR-BY-YEAR

	Overall	Conference	Conf. Tourn.	Postseason
2007-08 Iona	12-20	8-10/7th	0-1	—
2008-09 Iona	12-19	7-11/7th	0-1	—
2009-10 Iona	21-10	12-6/3rd	0-1	—
2010-11 Seton Hall	13-18	7-11/12th	0-1	—
2011-12 Seton Hall	21-13	8-10/9th	1-1	NIT 1-1
2012-13 Seton Hall	15-18	3-15/12th	1-1	—
2013-14 Seton Hall	17-17	6-12/8th	2-1	—
2014-15 Seton Hall	16-15	6-12/7th	0-1	—
2015-16 Seton Hall	25-9	12-6/3rd	3-0/1st	NCAA 0-1
2016-17 Seton Hall	21-12	10-8/3rd	1-1	NCAA 0-1
2017-18 Seton Hall	22-12	10-8/3rd	0-1	NCAA 1-1

### BIG EAST CHAMPIONSHIP RESULTS (1980-2018)

vs.	Won	Lost	vs.	Won	Lost
Boston College	1	4	Pittsburgh	1	1
Butler	1	1	Providence	5	3
Connecticut	2	5	Rutgers	0	2
Creighton	1	1	St. John's	1	2
Georgetown	4	4	USF	2	0
Louisville	0	1	Syracuse	2	5
Marquette	1	1	Villanova	3	3
Miami	2	0	West Virginia	1	1
Notre Dame	1	1	Xavier	1	0
			<b>Total</b>	<b>29</b>	<b>35</b>

### REGULAR SEASON GAMES

**Home Record:** 169-155  
**Best Home Record:** 9-0 in 1992-93  
**Worst Home Record:** 1-7 in 1984-85 and 1982-83  
**Most Consecutive Home Wins:** 15 over 1991-92/92-93 seasons  
**Most Consecutive Home Losses:** 7 in 1984-85  
**Road Record:** 94-230  
**Best Road Record:** 6-3 in 2015-16  
**Worst Road Record:** 0-8 in 1984-85, 1983-84, 1982-83 and 2006-07  
**Most Consecutive Road Wins:** 4 in 1992-93  
**Most Consecutive Road Losses:** 40 from 1980-81 to 1985-86 seasons  
**Longest Winning Streak:** 8 games over 1991-92/92-93 seasons and 2002-03  
**Longest Losing Streak:** 16 games over 1981-82/82-83 seasons  
**Longest Losing Streak (single season):** 15 games in 1984-85

### BIG EAST REGULAR SEASON RESULTS

Year	Won-Lost	Home	Away	Finish	Championship Seed
1979-80	1-5	1-2	0-3	6th	#6
1980-81	4-10	3-4	1-6	7th	#7
1981-82	2-12	2-5	0-7	7th (tie)	#8
1982-83	1-15	1-7	0-8	9th	#9
1983-84	2-14	2-6	0-8	9th	#9
1984-85	1-15	1-7	0-8	9th	#9
1985-86	3-13	2-6	1-7	8th (tie)	#9
1986-87	4-12	2-6	2-6	7th	#7
1987-88	8-8	5-3	3-5	5th (tie)	#6
1988-89	11-5	6-2	5-3	2nd	#2
1989-90	5-11	3-5	2-6	7th (tie)	#7
1990-91	9-7	7-1	2-6	3rd (tie)	#4
1991-92	12-6	7-2	5-4	1st (tie)	#1
1992-93	14-4	9-0	5-4	1st	#1
1993-94	8-10	5-4	3-6	7th	#7
1994-95	7-11	4-5	3-6	6th (tie)	#7
1995-96	7-11	6-3	1-8	5th, BE 7	#9
1996-97	5-13	3-6	2-7	6th, BE 6 (tie)	#13
1997-98	9-9	5-4	4-5	3rd, BE 7	#6
1998-99	8-10	6-3	2-7	8th (tie)	#8
1999-00	10-6	5-3	5-3	4th (tie)	#5
2000-01	5-11	4-4	1-7	6th, West	#6 West
2001-02	5-11	3-5	2-6	6th, West	#6 West
2002-03	10-6	7-1	3-5	3rd (tie), West	#3 West
2003-04	10-6	6-2	4-4	5th (tie)	#6
2004-05	4-12	3-5	1-7	9th (tie)	#10
2005-06	9-7	5-3	4-4	7th	#7
2006-07	4-12	4-4	0-8	13th	DNQ
2007-08	7-11	4-5	3-6	11th	#11
2008-09	7-11	4-5	3-6	11th (tie)	#11
2009-10	9-9	6-3	3-6	9th (tie)	#10
2010-11	7-11	4-5	3-6	12th	#12
2011-12	8-10	6-3	2-7	9th (tie)	#10
2012-13	3-15	2-7	1-8	12th (tie)	#12
2013-14	6-12	3-6	3-6	8th	#8
2014-15	6-12	4-5	2-7	7th (tie)	#8
2015-16	12-6	6-3	6-3	3rd	#3
2016-17	10-8	7-2	3-6	3rd (tie)	#5
2017-18	10-8	6-3	4-5	3rd (tie)	#3

## 2017-18 RESULTS (22-12, 10-8 BIG EAST)

(HOME 14-3/AWAY 5-6/NEUTRAL 3-3)

### NOVEMBER

#### NIT Season Tipoff

Date	Opponent	Result	Attendance	High Scorer/Rebounder
10	Fairleigh Dickinson	W, 90-68	6,733	Rodriguez 17/Delgado 10
12	Monmouth	W, 75-65	7,139	Powell 18/Delgado 12

#### Gavitt Tipoff Games

15	Indiana	W, 84-68	8,468	Rodriguez 23/Delgado 11
18	NJIT	W, 82-53	6,743	Rodriguez 19/Mamukelashvili 9

#### NIT Season Tipoff, Brooklyn, N.Y.

23	vs. Rhode Island <sup>BC</sup>	L, 75-74	1,874	Powell 21/Delgado 14
24	vs. Vanderbilt <sup>BC</sup>	W, 72-59	3,952	Rodriguez 27/Two with 8

#### Under Armour Reunion, New York, N.Y.

30	vs. Texas Tech <sup>MSG</sup>	W, 89-79	6,081	Rodriguez 24/Rodriguez 7
----	-------------------------------	----------	-------	--------------------------

### DECEMBER

3	at Louisville	W, 79-77	19,244	Rodriguez 29/Delgado 13
---	---------------	----------	--------	-------------------------

#### Pearl Harbor Never Forget Tribute Classic, Newark, N.J.

9	vs. VCU	W, 90-67	9,112	Rodriguez 17/Delgado 13
12	Saint Peter's <sup>WG</sup>	W, 84-61	1,655	Delgado 18/Delgado 11
16	at Rutgers	L, 71-65	8,318	Powell 18/Delgado 21
20	Wagner	W, 89-68	6,481	Carrington 26/Delgado 10
23	Manhattan	W, 74-62	8,001	Two with 15/Delgado 18
28	CREIGHTON	W, 90-84	9,824	Rodriguez 23/Two with 14
31	ST. JOHN'S	W, 75-70	8,456	Carrington 24/Delgado 12

### JANUARY

6	at BUTLER	W, 90-87	8,855	Carrington 29/Delgado 15
9	at MARQUETTE	L, 84-64	12,901	Sanogo 14/Delgado 10
13	GEORGETOWN	W, 74-61	10,481	Two with 19/Delgado 13
17	at CREIGHTON	L, 80-63	17,705	Powell 19/Sanogo 10
20	XAVIER	L, 73-64	10,481	Rodriguez 19/Delgado 18
28	at DEPAUL	W, 86-70	5,650	Powell 21/Delgado 19
31	PROVIDENCE	W, 73-57	8,434	Carrington 23/Delgado 14

### FEBRUARY

4	at VILLANOVA	L, 92-76	16,115	Rodriguez 20/Delgado 9
7	MARQUETTE	L, 88-85	8,210	Rodriguez 21/Two with 7
10	at GEORGETOWN	L, 83-80	11,037	Rodriguez 24/Delgado 12
14	at XAVIER	L, 102-90	10,512	Powell 30/Two with 7
18	DEPAUL	W, 82-77	10,110	Rodriguez 33/Delgado 19
21	at PROVIDENCE	W, 89-77	11,432	Carrington 25/Delgado 11
24	at ST. JOHN'S	W, 81-74	18,840	Carrington 22/Delgado 13
28	VILLANOVA	L, 69-68	13,711	Carrington 23/Delgado 8

### MARCH

3	BUTLER	W, 77-70	9,743	Carrington 25/Delgado 10
7	vs. Butler (BET)	L, 75-74	19,812	Carrington 17/Delgado 9
15	vs. N.C. State (NCAA)	W, 94-83	14,390	Carrington 26/Sanogo 10
17	vs. Kansas (NCAA)	L, 83-79	14,385	Carrington 28/Delgado 23

<sup>BC</sup> Barclays Center; <sup>MSG</sup> Madison Square Garden; <sup>WG</sup> Walsh Gymnasium; (BET) BIG EAST Tournament; (NCAA) NCAA Tournament

## CAREER LEADERS

Points	Total-Avg.
Terry Dehere, 1989-93	2494-19.5
Nick Werkman, 1961-64	2273-32.0
Jeremy Hazell, 2007-11	2146-18.8
Greg Tynes, 1974-78	2059-18.7
Dan Callandrillo, 1978-82	1985-18.4
Andre McCloud, 1982-86	1976-16.9
Mark Bryant, 1984-88	1906-16.2
Khadeen Carrington, 2014-18	1846-14.0
Andre Barrett, 2000-04	1861-15.3
Walter Dukes, 1950-53	1789-19.9

Rebounds	Total-Avg.
Walter Dukes, 1950-53	1697-18.9
Angel Delgado, 2014-18	1455-11.0
Glenn Mosley, 1973-77	1263-15.2
Ken House, 1969-72	1149-14.9
Nick Werkman, 1961-64	1036-14.6
Herb Pope, 2009-12	922-9.7
Mark Bryant, 1984-88	912-7.7
Richie Dec, 1962-65	830-11.4
Adrian Griffin, 1992-96	803-6.3
Kelly Whitney, 2002-06	763-6.8

Assists	Total
Shaheen Holloway, 1996-00	681
Andre Barrett, 2000-04	662
Eugene Harvey, 2006-10	576
Jordan Theodore, 2008-12	541
Gerald Greene, 1985-89	528
John Morton, 1985-89	452
Richie Regan, 1950-53	443
Sonny Sunkett, 1961-64	439
Danny Hurley, 1991-96	437
Nick Galis, 1975-79	410

Steals	Total
Fuquan Edwin, 2010-14	295
Dan Callandrillo, 1978-82	260
Paul Gause, 2005-09	256
Shaheen Holloway, 1996-00	231
John Morton, 1985-89	207
Adrian Griffin, 1992-96	207
Eugene Harvey, 2006-10	203
Levell Sanders, 1994-98	202
Jeremy Hazell, 2007-11	191
Jordan Theodore, 2008-12	180

(records first tabulated in 1976-77)

Blocked Shots	Total
Samuel Dalembert, 1999-01	167
Howard McNeil, 1978-82	156
Herb Pope, 2009-12	153
John Garcia, 2006-10	149
Ramon Ramos, 1985-89	146
Eddie Griffin, 2000-01	133
Glenn Mosley, 1973-77	125
Anthony Avent, 1988-91	121
Arturas Karnisovas, 1990-94	121
Luther Wright, 1991-93	118

(records first tabulated in 1976-77)



*Collin Gillespie*



## QUICK FACTS

**Location:** Villanova, PA  
**Enrollment:** 6,966  
**Founded:** 1842  
**Nickname:** Wildcats  
**Colors:** Blue and White  
**Home Court:** The Pavilion (6,500)  
 Wells Fargo Center (21,000)

## COACHING STAFF

**Head Coach**  
 Jay Wright (Bucknell '83)  
 Office Phone: (610) 519-4140

**Assistant Coaches**  
 Kyle Neptune (Lehigh '07)  
 George Halcovage (Babson '08)  
 Mike Nardi (Villanova '06)

## ADMINISTRATION

**President**  
 Rev. Peter Donohue, O.S.A.

**Director of Athletics**  
 Mark Jackson  
 Athletics Phone: (610) 519-4110

**Director of Athletic Communications**  
 Mike Sheridan  
 Office Phone: (610) 519-4145  
 Cell Phone: (610) 999-7558  
 Email: michael.sheridan@villanova.edu

## 2018-19 SCHEDULE

**NOVEMBER**

6	Morgan State (FS1)	7:00
10	Quinnipiac <sup>WF</sup> (FS2)	8:00
<i>Gavitt Tipoff Games</i>		
14	Michigan (FS1)	6:30
<i>Advocate Invitational, Orlando, Fla.</i>		
17	Furman (FS2)	5:00
22	vs. Canisius (ESPN/2)	1:30
23	vs. Oklahoma St./Memphis (ESPN/2)	TBD
25	vs. TBD (ESPN Networks)	TBD

**DECEMBER**

1	at La Salle <sup>PAL</sup> (ESPN2)	3:00
5	Temple (FS1)	8:30
8	Saint Joseph's (FS1)	2:00
11	at Pennsylvania (ESPN2)	7:00
15	at Kansas (ESPN)	Noon
22	vs. Connecticut <sup>MSG</sup> (CBS)	12:30

**JANUARY**

2	DEPAUL (FS1)	8:30
5	AT PROVIDENCE (FOX/FS1)	2:00
8	ST. JOHN'S (FS1)	7:00
13	AT CREIGHTON (FOX)	Noon/4:30
18	XAVIER <sup>WF</sup> (FS1)	8:30
22	AT BUTLER (FS1)	7:00
27	SETON HALL <sup>WF</sup> (FOX)	2:30
30	AT DEPAUL (CBSSN)	8:00

**FEBRUARY**

3	GEORGETOWN <sup>WF</sup> (FS1)	Noon
6	CREIGHTON (CBSSN)	9:00
9	AT MARQUETTE (FOX)	2:30
13	PROVIDENCE (FS1)	6:30
17	AT ST. JOHN'S <sup>MSG</sup> (FS1)	5:00
20	AT GEORGETOWN (FS1)	6:30
24	AT XAVIER (CBS)	1:30
27	MARQUETTE (FS1)	9:00

**MARCH**

2	BUTLER <sup>WF</sup> (FOX)	2:00
9	AT SETON HALL (TBD)	TBD

<sup>MSG</sup> Madison Square Garden; <sup>WF</sup>Wells Fargo Center; <sup>PAL</sup>The Palestra;  
 All times are Eastern.

## WILDCATS PREVIEW

### The Big Picture

Winning a national championship is historic enough, but taking the NCAA crown for the second time in three seasons should be considered monumental. Last year, the Wildcats impressively won their six NCAA Tournament games by an average of 17.7 points. They finished 36-4 overall and were BIG EAST Tournament champs for the third time in four years. This season's success, though, will have to be achieved without four players who were drafted by the NBA. Two seasoned starters return and, though some heralded newcomers may find more playing time a little more available than usual, coach Jay Wright's club should be formidable again.

### Who's Back

Guard Phil Booth is back for his senior season after averaging 10.0 points last year. In addition to usually drawing the toughest defensive assignments, Booth takes care of the basketball. Last year, he had 95 assists to only 45 turnovers. Forward Eric Paschall, also a senior, averaged 10.6 points and 5.3 rebounds. He shot 53.3 percent from the field and is a capable 3-point threat. Guard Collin Gillespie was effective off the bench as a freshman and averaged 4.3 points. He also protected the ball well with 34 assists to only 14 turnovers. Forwards Dhamir Cosby-Roundtree and Jermaine Samuels showed promise as freshmen and figure to be more involved this year. Reserve forwards Dylan Painter and Tim Delaney also return.

### Who's Gone

Jalen Brunson heads the list of the four NBA-bound players. The consensus National Player of the Year led the Wildcats by averaging 18.9 points and 4.6 assists. His assist/turnover ratio of +2.6 ranked second in the league. Mikal Bridges averaged 17.7 points and 5.3 rebounds. He shot 43.5 percent from 3-point range, which was third in the BIG EAST. Donte DiVincenzo, the Most Outstanding Player at the Final Four, averaged 13.4 points and 3.5 assists. Forward Omari Spellman averaged 10.9 points and led the team with an 8.0 rebounding mark and 1.5 blocks. All four departing players shot better than 40 percent from 3-point range.

### What's Ahead

Booth and Paschall are entrenched as starters. Gillespie, Cosby-Roundtree and Samuels will be angling for more minutes, though an impressive group of newcomers likely will get its share of immediate playing time. Jahvon Quinerly is a highly touted guard prospect and could play starter's minutes. Joe Cremona, a graduate transfer from Albany, figures to be in the guard rotation primarily because of his shooting prowess. Cole Swider, a 6-10 freshman, is expected to make a strong run to play significant minutes. Brandon Slater and Saddiq Bey are two more freshmen who will be looking for available time in the frontcourt.



## 2017-18 STATISTICS

##	Player	GP	GS	Min	Avg	TOTAL			3-PTS			REBOUNDS			PF	FO	A	TO	Blk	Stl	Pts	Avg				
						FG	FGA	Pct	3FG	FGA	Pct	FT	FTA	Pct									Off	Def	Tot	Avg
01	BRUNSON, Jalen	40	40	1272	31.8	270	518	.521	86	211	.408	130	162	.802	12	110	122	3.1	78	1	184	71	1	37	756	18.9
	Conference-Only...	18	18	601	33.4	124	256	.484	33	98	.337	69	82	.841	3	47	50	2.8	34	1	86	34	1	12	350	19.4
25	BRIDGES, Mikal	40	40	1285	32.1	244	475	.514	104	239	.435	114	134	.851	54	158	212	5.3	86	1	77	54	43	61	706	17.7
	Conference-Only...	18	18	607	33.7	116	226	.513	45	112	.402	51	58	.879	24	67	91	5.1	46	1	39	27	16	25	328	18.2
10	DiVINCENZO, Donte	40	10	1170	29.3	188	391	.481	85	212	.401	76	107	.710	46	144	190	4.8	83	2	139	79	8	42	537	13.4
	Conference-Only...	18	9	567	31.5	96	197	.487	41	109	.376	32	47	.681	17	68	85	4.7	35	1	70	34	3	26	265	14.7
14	SPELLMAN, Omari	40	39	1125	28.1	160	336	.476	65	150	.433	49	70	.700	90	231	321	8.0	92	1	30	40	59	26	434	10.9
	Conference-Only...	18	18	519	28.8	72	144	.500	30	72	.417	19	33	.576	32	105	137	7.6	48	1	12	14	26	9	193	10.7
04	PASCHALL, Eric	38	38	1133	29.8	144	270	.533	36	101	.356	78	96	.813	70	130	200	5.3	93	2	83	64	24	35	402	10.6
	Conference-Only...	16	16	510	31.9	71	116	.612	21	46	.457	29	35	.829	18	54	72	4.5	40	2	42	23	9	21	192	12.0
05	BOOTH, Phil	33	31	903	27.4	108	245	.441	55	145	.379	60	75	.800	12	92	104	3.2	56	0	95	45	6	27	331	10.0
	Conference-Only...	11	9	304	27.6	36	83	.434	20	55	.364	18	24	.750	4	29	33	3.0	19	0	36	20	2	7	110	10.0
02	GILLESPIE, Collin	32	1	460	14.4	42	93	.452	28	71	.394	24	30	.800	4	38	42	1.3	46	0	34	14	2	19	136	4.3
	Conference-Only...	13	1	216	16.6	22	44	.500	14	35	.400	6	10	.600	2	20	22	1.7	25	0	14	7	1	6	64	4.9
21	COSBY-ROUNDTREE, D.	40	1	453	11.3	53	68	.779	0	0	.000	18	28	.643	38	57	95	2.4	70	1	3	19	15	10	124	3.1
	Conference-Only...	18	1	205	11.4	27	34	.794	0	0	.000	3	6	.500	14	26	40	2.2	35	1	1	7	6	5	57	3.2
23	SAMUELS, Jermaine	25	0	153	6.1	7	28	.250	3	16	.188	10	16	.625	7	23	30	1.2	23	0	7	12	3	1	27	1.1
	Conference-Only...	8	0	70	8.8	5	12	.417	1	5	.200	7	8	.875	5	15	20	2.5	9	0	2	3	2	0	18	2.3
40	GRACE, Denny	15	0	19	1.3	1	3	.333	1	3	.333	0	0	.000	1	4	5	0.3	3	0	0	2	0	0	3	0.2
	Conference-Only...	6	0	10	1.7	1	2	.500	1	2	.500	0	0	.000	1	1	2	0.3	1	0	0	1	0	0	3	0.5
35	KENNEDY, Matt	12	0	16	1.3	1	1	1.000	0	0	.000	0	0	.000	0	3	3	0.3	1	0	0	0	1	0	2	0.2
	Conference-Only...	5	0	8	1.6	1	1	1.000	0	0	.000	0	0	.000	0	2	2	0.4	0	0	0	0	1	0	2	0.4
34	DELANEY, Tim	22	0	49	2.2	1	6	.167	1	5	.200	0	0	.000	2	3	5	0.2	14	0	3	1	0	0	3	0.1
	Conference-Only...	9	0	17	1.9	0	0	.000	0	0	.000	0	0	.000	1	0	1	0.1	7	0	1	1	0	0	0	0.0
24	LEIBIG, Tom	15	0	22	1.5	1	5	.200	0	4	.000	0	0	.000	0	3	3	0.2	0	0	0	1	0	1	2	0.1
	Conference-Only...	5	0	9	1.8	1	3	.333	0	2	.000	0	0	.000	0	1	1	0.2	0	0	0	0	0	0	2	0.4
22	HECK, Peyton	11	0	15	1.4	0	1	.000	0	1	.000	0	0	.000	1	1	2	0.2	0	0	0	0	0	0	0	0.0
	Conference-Only...	4	0	7	1.8	0	1	.000	0	1	.000	0	0	.000	1	0	1	0.3	0	0	0	0	0	0	0	0.0
	TEAM.....														48	55	103	2.6	0					23		
	Conference-Only...														24	25	49	2.7	0					8		
	<b>Total.....</b>	<b>40</b>				<b>1220</b>	<b>2440</b>	<b>.500</b>	<b>464</b>	<b>1158</b>	<b>.401</b>	<b>559</b>	<b>718</b>	<b>.779</b>	<b>385</b>	<b>1052</b>	<b>1437</b>	<b>35.9</b>	<b>645</b>	<b>8</b>	<b>655</b>	<b>425</b>	<b>162</b>	<b>259</b>	<b>3463</b>	<b>86.6</b>
	<b>Conference-Only...</b>	<b>18</b>				<b>572</b>	<b>1119</b>	<b>.511</b>	<b>206</b>	<b>537</b>	<b>.384</b>	<b>234</b>	<b>303</b>	<b>.772</b>	<b>146</b>	<b>460</b>	<b>606</b>	<b>33.7</b>	<b>299</b>	<b>7</b>	<b>303</b>	<b>179</b>	<b>67</b>	<b>111</b>	<b>1584</b>	<b>88.0</b>
	<b>Opponents.....</b>	<b>40</b>				<b>1028</b>	<b>2401</b>	<b>.428</b>	<b>272</b>	<b>858</b>	<b>.317</b>	<b>479</b>	<b>641</b>	<b>.747</b>	<b>391</b>	<b>917</b>	<b>1308</b>	<b>32.7</b>	<b>699</b>	<b>-</b>	<b>532</b>	<b>514</b>	<b>105</b>	<b>193</b>	<b>2807</b>	<b>70.2</b>
	<b>Conference-Only...</b>	<b>18</b>				<b>497</b>	<b>1112</b>	<b>.447</b>	<b>128</b>	<b>379</b>	<b>.338</b>	<b>252</b>	<b>322</b>	<b>.783</b>	<b>190</b>	<b>433</b>	<b>623</b>	<b>34.6</b>	<b>311</b>	<b>2</b>	<b>274</b>	<b>228</b>	<b>42</b>	<b>77</b>	<b>1374</b>	<b>76.3</b>

## 2018-19 ROSTER

No.	Name	Pos.	Ht.	Wt.	Yr.	Hometown/Previous School
15	Saddiq Bey	F	6-7	195	Fr.	Washington, D.C./Sidwell Friends (Md.)
5	Phil Booth	G	6-3	190	Sr.	Baltimore, Md./Mt. St. Joseph
21	Dhamir Cosby-Roundtree	F	6-9	220	So.	Philadelphia, Pa./Neuman Goretta
24	Joe Cremo	G	6-4	185	Gr.	Scotia, N.Y./U. of Albany
34	Tim Delaney	F	6-9	230	Jr.	Mullica Hill, N.J./Blair Academy
2	Collin Gillespie	G	6-3	190	So.	Huntington, Pa./Arch. Wood
22	Peyton Heck	G	5-11	175	Sr.	Wilmington, Del./Archmere
1	Jahvon Quinerly	G	6-1	170	Fr.	Hackensack, N.J./Hudson Catholic
42	Dylan Painter	F	6-9	245	So.	Hershey, Pa./Hershey
4	Eric Paschall	F/G	6-9	255	Sr.	Dobbs Ferry, N.Y./Fordham University
23	Jermaine Samuels	F	6-5	225	So.	Franklin, Mass./Rivers School
12	Tim Saunders	G	6-4	200	Sr.	Del Mar, Calif./Torrey Pines
3	Brandon Slater	F	6-6	180	Fr.	Fairfax, Va./Paul VI
10	Cole Swider	F	6-7	210	Fr.	Providence, R.I./St. Andrews

## 2018-19 NEWCOMERS

**Saddiq Bey, F, Fr., 6-7, Washington, D.C./Sidwell Friends (Md.)**

- Averaged 21.2 points and 8.2 rebounds as a senior.

**Joe Cremo, G, Gr., 6-4, Scotia, N.Y./U. of Albany**

- Averaged 17.8 points, 4.1 rebounds and 3.7 assists at Albany last season.

**Jahvon Quinerly, G, Fr., Hackensack, N.J./Hudson Catholic**

- Averaged 18.5 points and 5.8 assists as a senior and was selected for the McDonald's All-American game.

**Brandon Slater, G, Fr., 6-6, Fairfax, Va./Paul VI**

- A senior captain, averaged 14.9 points last year despite being slowed by broken arm.

**Cole Swider, F, Fr. 6-10, 203, Providence, R.I./St. Andrews School**

- Was ranked No. 34 recruit nationally by ESPN.



## HEAD COACH JAY WRIGHT

Hired at Villanova: March 27, 2001

**Coaching File:** Head coach, Hofstra (1994-01); Assistant coach, UNLV (1992-94); Assistant coach, Villanova (1987-92); Assistant coach, Drexel (1986-87); Assistant coach, Rochester (1984-86).

**Highlights:** 2018 and 2016 NCAA national champion; 2016 Naismith Coach of the Year; Shared BIG EAST Coach of the Year with Seton Hall's Kevin Willard in 2016; Has won BIG EAST Coach of the Year honors in 2016,

'15, '14, '09, '06; 2017 NCAA Second Round; 2015 NCAA Third Round; 2014 NCAA Third Round; 2013 NCAA; 2011 NCAA; 2010 NCAA Second Round; 2009 NCAA Final Four; 2008 NCAA Sweet 16; 2007 NCAA; Was head coach of USA Basketball team in the 2007 Pan American Games in Brazil. 2006 NCAA Elite Eight; 2005 NCAA Sweet 16; Was the head coach of the USA-B squad that won the gold medal at the World University Games in Turkey; 2004 NIT quarterfinals; 2003 NIT; 2002 NIT quarterfinals; 2001 NCAA; 2000 NCAA; America East Coach of the Year in 2000 and '99 at Hofstra. 1999 NIT.

**Playing file:** A four-year letterman at Bucknell.

**Education:** B.S, Bucknell, 1983. Majored in economics and sociology.

**Personal:** Born 12-24-61. He and his wife Patty have three children: sons Taylor and Collin, and daughter Reilly.

## WRIGHT'S RECORD

Career Record (24 years).....	544-250 (.685)
Villanova Record (17 years).....	422-165 (.718)
Hofstra Record (seven years) .....	122-85 (.589)

BIG EAST Regular Season Record (17 years) .....	191-103 (.650)
BIG EAST Tournament Record (17 years) .....	18-14 (.600)
BIG EAST Overall Record (17 years).....	212-117 (.644)

NCAA Record (15 appearances).....	27-13 (.675)
NIT Record (four appearances).....	4-4 (.500)

## YEAR-BY-YEAR

	Overall	Conference	Conf. Tourn.	Postseason
1994-95	Hofstra 10-18	5-11/9th	1-1	—
1995-96	Hofstra 8-19	5-12/7th	0-1	—
1996-97	Hofstra 12-15	9-9/4th	0-1	—
1997-98	Hofstra 19-12	11-7/T3rd	1-1	—
1998-99	Hofstra 22-10	14-4/3rd	1-1	NIT 0-1
1999-00	Hofstra 24-7	16-2/1st	3-0/1st	NCAA 0-1
2000-01	Hofstra 26-5	16-2/1st	3-0/1st	NCAA 0-1
2001-02	Villanova 19-13	7-9/5th East	1-1	NIT 2-1
2002-03	Villanova 15-16	8-8/T3rd East	0-1	NIT 0-1
2003-04	Villanova 18-17	6-10/11th	2-1	NIT 2-1
2004-05	Villanova 24-8	11-5/T3rd	1-1	NCAA 2-1
2005-06	Villanova 28-5	14-2/T1st	1-1	NCAA 3-1
2006-07	Villanova 22-11	9-7/7th	1-1	NCAA 0-1
2007-08	Villanova 22-13	9-9/T8th	1-1	2-1 NCAA
2008-09	Villanova 30-8	13-5/4th	1-1	NCAA/Final 4 4-1
2009-10	Villanova 25-8	13-5/T2nd	0-1	NCAA 1-1
2010-11	Villanova 21-12	9-9/T9th	0-1	NCAA 0-1
2011-12	Villanova 13-19	5-13/T13th	1-1	—
2012-13	Villanova 20-14	10-8/T7th	1-1	NCAA 0-1

## YEAR-BY-YEAR (CONTINUED)

	Overall	Conference	Conf. Tourn.	Postseason
2013-14	Villanova 29-5	16-2/1st	0-1	NCAA 1-1
2014-15	Villanova 33-3	16-2/1st	3-0/1st	NCAA 1-1
2015-16	Villanova 35-5	16-2/1st	2-1	NCAA/Champ 6-0
2016-17	Villanova 32-4	15-3/1st	3-0/1st	NCAA 1-1
2017-18	Villanova 36-4	14-4/2nd	3-0/1st	NCAA/Champ 6-0

## REGULAR SEASON GAMES

**Home Record:** 227-94

**Best Home Record:** 9-0 in 2014-15, 8-0 in 1982-83

**Worst Home Record:** 1-8 in 1992-93

**Most Consecutive Home Wins:** 18 over 2013-14, '14-15 and '15-16 seasons

**Most Consecutive Home Losses:** 6 over 1992-93/93-94 seasons

**Road Record:** 161-160

**Best Road Record:** 8-1 in 2013-14 and 2015-16

**Worst Road Record:** 1-7 in 1988-89

**Most Consecutive Road Wins:** 6 in 2005-06, 2013-14 and 2014-15

**Most Consecutive Road Losses:** 6 in 1986-87 and 2001-02

**Longest Winning Streak:** 12 games in 2014-15

**Longest Losing Streak:** 7 games in 1992-93

## BIG EAST REGULAR SEASON RESULTS

Year	Won-Lost	Home	Away	Finish	Championship Seed
1980-81	8-6	5-2	3-4	3rd (3 tied)	#4
1981-82	11-3	6-1	5-2	1st	#1
1982-83	12-4	8-0	4-4	1st (3 tied)	#2
1983-84	12-4	6-2	6-2	2nd (tie)	#3
1984-85	9-7	6-2	3-5	3rd (tie)	#4
1985-86	10-6	6-2	4-4	4th	#4
1986-87	6-10	4-4	2-6	6th	#6
1987-88	9-7	6-2	3-5	3rd (tie)	#4
1988-89	7-9	6-2	1-7	5th (tie)	#5
1989-90	8-8	4-4	4-4	5th (tie)	#5
1990-91	7-9	4-4	3-5	7th (tie)	#8
1991-92	11-7	7-2	4-5	4th	#4
1992-93	3-15	1-8	2-7	10th	#10
1993-94	10-8	5-4	5-4	4th (tie)	#5
1994-95	14-4	8-1	6-3	2nd	#2
1995-96	14-4	8-1	6-3	2nd, BE 6	#3
1996-97	12-6	7-2	5-4	1st, BE 6	#1
1997-98	8-10	5-4	3-6	4th, BE 6	#7
1998-99	10-8	7-2	3-6	4th (tie)	#4
1999-00	8-8	6-2	2-6	6th (tie)	#6
2000-01	8-8	5-3	3-5	3rd (tie), East	#5 East
2001-02	7-9	5-3	2-6	5th, East	#5 East
2002-03	8-8	5-3	3-5	3rd (tie), East	#4 East
2003-04	6-10	3-5	3-5	11th	#11
2004-05	11-5	6-2	5-3	3rd (tie)	#4
2005-06	14-2	7-1	7-1	1st (tie)	#2
2006-07	9-7	5-3	4-4	7th (tie)	#9
2007-08	9-9	6-3	3-6	T-8th	#8
2008-09	13-5	7-2	6-3	4th	#4
2009-10	13-5	7-2	6-3	2nd (tie)	#4
2010-11	9-9	5-4	4-5	9th (tie)	#10
2011-12	5-13	3-6	2-7	13th (tie)	#14
2012-13	10-8	7-2	3-6	7th (tie)	#7
2013-14	16-2	8-1	8-1	1st	#1
2014-15	16-2	9-0	7-2	1st	#1
2015-16	16-2	8-1	8-1	1st	#1
2016-17	15-3	8-1	7-2	1st	#1
2017-18	14-4	8-1	6-3	2nd	#2

## 2017-18 RESULTS (36-4, 14-4 BIG EAST)

(HOME 14-1/AWAY 9-3/NEUTRAL 13-0)

			Attendance	High Scorer/Rebounder
<b>NOVEMBER</b>				
10	Columbia	W, 75-60	10,504	Paschall 15/Spellman 11
14	Nicholls	W, 113-77	8,517	Bridges 23/Four with 6
17	Lafayette <sup>PPL</sup>	W, 104-57	6,652	Bridges 24/Spellman 9
<i>Battle 4 Atlantis, Paradise Island, Bahamas</i>				
22	vs. Western Kentucky	W, 66-58	1,199	Brunson 18/Two with 8
23	vs. Tennessee	W, 85-76	2,102	Brunson 25/Two with 6
24	vs. Northern Iowa	W, 64-50	2,831	Bridges 18/Bridges 7
29	Pennsylvania <sup>NF</sup>	W, 90-62	2,200	Three with 14/Two with 7
<b>DECEMBER</b>				
2	at Saint Joseph's	W, 94-53	4,200	Bridges 18/Spellman 11
<i>Jimmy V Classic, New York, N.Y.</i>				
5	vs. Gonzaga <sup>MSG</sup>	W, 88-72	17,532	Bridges 28/Spellman 10
10	La Salle	W, 77-68	10,611	Two with 18/DiVincenzo 10
13	at Temple	W, 87-67	10,206	Brunson 31/Spellman 8
22	Hofstra <sup>NC</sup>	W, 95-71	7,892	Bridges 20/Spellman 10
27	at DEPAUL	W, 103-85	8,323	Bridges 20/Spellman 12
30	at BUTLER	L, 101-93	9,244	Brunson 31/Spellman 9
<b>JANUARY</b>				
6	MARQUETTE	W, 100-90	14,210	Brunson 27/Bridges 7
10	XAVIER	W, 89-65	12,765	Booth 21/Bridges 9
13	at ST. JOHN'S <sup>MSG</sup>	W, 78-71	17,123	DiVincenzo 25/Bridges 11
17	at GEORGETOWN	W, 88-56	11,905	Brunson 18/DiVincenzo 7
20	at CONNECTICUT	W, 81-61	15,564	Brunson 23/Spellman 12
23	PROVIDENCE	W, 89-69	8,595	Paschall 17/Bridges 9
28	at MARQUETTE	W, 85-82	17,120	Brunson 31/Paschall 9
<b>FEBRUARY</b>				
1	CREIGHTON	W, 98-78	10,225	Bridges 21/Paschall 8
4	SETON HALL	W, 92-76	16,115	Spellman 26/Spellman 11
7	ST. JOHN'S	L, 79-75	10,900	Brunson 28/Spellman 12
10	BUTLER	W, 86-75	20,603	DiVincenzo 30/Spellman 11
14	at PROVIDENCE	L, 76-71	12,887	Bridges 19/Spellman 9
17	at XAVIER	W, 95-79	10,777	Bridges 25/DiVincenzo 9
21	DEPAUL	W, 93-62	10,007	Bridges 27/Bridges 7
24	at CREIGHTON	L, 89-83 ot	18,321	Brunson 22/Spellman 10
28	at SETON HALL	W, 69-68	13,711	Bridges 23/Spellman 14
<b>MARCH</b>				
3	GEORGETOWN	W, 97-73	18,523	Bridges 24/Three with 6
8	vs. Marquette (BET)	W, 94-70	19,812	Bridges 25/Bridges 8
9	vs. Butler (BET)	W, 87-68	19,812	Bridges 18/Spellman 12
10	vs. Providence (BET)	W, 76-66 ot	19,812	Brunson 31/Paschall 13
15	vs. Radford (NCAA)	W, 87-61	18,715	Brunson 16/Spellman 7
17	vs. Alabama (NCAA)	W, 81-58	19,015	Bridges 23/Spellman 8
23	vs. West Virginia (NCAA)	W, 90-78	19,059	Brunson 27/Spellman 8
25	vs. Texas Tech (NCAA)	W, 71-59	19,169	Brunson 15/Paschall 14
31	vs. Kansas (NCAA)	W, 95-79	68,257	Paschall 24/Spellman 13
<b>APRIL</b>				
2	vs. Michigan (NCAA)	W, 79-62	67,831	DiVincenzo 31/Spellman 11

<sup>PPL</sup> PPL Center, Allentown, Pa.; <sup>NF</sup> Jake Nevin Field House; <sup>NC</sup> Nassau Coliseum; <sup>MSG</sup> Madison Square Garden; (BET) BIG EAST Tournament; (NCAA) NCAA Tournament

## BIG EAST CHAMPIONSHIP RESULTS (1980-2018)

vs.	Won	Lost	vs.	Won	Lost	vs.	Won	Lost
Boston College	3	3	Louisville	0	2	Seton Hall	3	3
Butler	1	0	Marquette	3	1	USF	0	2
Connecticut	3	2	Pittsburgh	6	2	Syracuse	4	8
Creighton	1	0	Providence	9	1	West Virginia	2	1
DePaul	1	0	Rutgers	2	0	Xavier	1	0
Georgetown	1	5	St. John's	4	4	Total	41	34

## CAREER LEADERS

Points	Total-Avg.
Kerry Kittles, 1992-96	2243-18.0
Scottie Reynolds, 2006-10	2222-16.0
Keith Herron, 1974-78	2170-18.5
Bob Schafer, 1951-55	2094-18.9
Doug West, 1985-89	2037-14.8
Howard Porter, 1968-71	2026-22.8
Allan Ray, 2002-06	2025-15.6
John Pinone, 1979-83	2024-16.1
Randy Foye, 2002-06	1966-15.0
Josh Hart, 2013-17	1921-13.2

Rebounds	Total-Avg.
Howard Porter, 1968-71	1317-14.8
Jim Washington, 1962-65	1194-14.0
Jack Devine, 1951-55	1181-10.5
Ed Pinckney, 1981-85	1107-8.6
Harold Pressley, 1982-86	1016-7.5
Jim Mooney, 1950-53	1010
Daniel Ochefu, 2012-16	929-6.6
Jason Lawson, 1992-97	908-6.9
Brooks Sales, 1998-02	858-7.5
John Pinone, 1979-83	837-6.6

Assists	Total
Kenny Wilson, 1985-89	627
Stewart Granger, 1979-83	595
Alvin Williams, 1993-97	553
Ryan Arcidiacono, 2012-16	535
Chris Ford, 1969-72	507
Rory Sparrow, 1976-80	495
Scottie Reynolds, 2006-10	482
Corey Fisher, 2007-11	481
Joe Rogers, 1973-77	474
Gary McLain, 1981-85	456

(records first tabulated in 1970-71)

Steals	Total
Kerry Kittles, 1992-96	279
Harold Pressley, 1982-86	213
Scottie Reynolds, 2006-10	207
Gary Massey, 1985-89	204
Alvin Williams, 1993-97	200
Randy Foye, 2002-06	198
Ed Pinckney, 1981-85	196
Lance Miller, 1989-93	187
Chris Walker, 1988-92	185
Jonathan Haynes, 1991-95	177
Corey Fisher, 2007-11	174

(records first tabulated in 1980-81)

Blocked Shots	Total
Jason Lawson, 1993-97	375
Tom Greis, 1986-90	273
Ed Pinckney, 1981-85	253
Malik Allen, 1996-00	191
Daniel Ochefu, 2012-16	182
Jason Fraser, 2002-2006	172
Harold Pressley, 1982-86	152
Will Sheridan, 2003-07	146
Daniel Ochefu, 2012-	125
Dante Cunningham, 2005-09	117

(records first tabulated in 1980-81)





Naji Marshall



## QUICK FACTS

**Location:** Cincinnati, Ohio  
**Enrollment:** 6,798  
**Founded:** 1831  
**Nickname:** Musketeers  
**Colors:** Navy Blue, Gray and White  
**Home Court:** Cintas Center (10,250)

## COACHING STAFF

**Head Coach**  
 Travis Steele (Butler '04)  
 Office Phone: (513) 745-3417

### Assistant Coaches

Jonas Hayes (Georgia '04)  
 Ben Johnson (Minnesota '05)  
 Dante Jackson (Xavier '11)

## ADMINISTRATION

**President**  
 Michael J. Graham, S.J.

**Director of Athletics**  
 Greg Christopher  
 Athletics Phone: (513) 745-3417

**Associate AD/Communications**  
 Tom Eiser  
 Office: (513) 745-3124  
 Cell: (513) 382-5565  
 E-mail: eiser@xavier.edu

## 2018-19 SCHEDULE

<b>NOVEMBER</b>	
6	IUPUI (FS2) ..... 8:30
10	Evansville (FSN) ..... 4:00
<i>Gavitt Tipoff Games</i>	
13	Wisconsin (FS1) ..... 6:30
<i>Maui Invitational</i>	
19	Auburn (ESPN2) ..... 2:30
20	Duke/San Diego State (ESPN/2) ..... TBD
21	TBD (ESPN/2) ..... TBD
28	Miami, Ohio (FS1) ..... 6:30

<b>DECEMBER</b>	
1	Oakland (FS1) ..... Noon
5	Ohio U. (FS1) ..... 6:30
8	at Cincinnati (ESPN2) ..... 2:00
15	Eastern Kentucky (FS1) ..... 8:00
18	at Missouri (ESPN/2) ..... 7:00
21	Detroit (FS2) ..... 7:00
29	AT DEPAUL (FS1) ..... 2:00

<b>JANUARY</b>	
2	SETON HALL (FS1) ..... 6:30
6	AT MARQUETTE (FOX) ..... Noon/4:30
9	GEORGETOWN (FS1) ..... 6:30
13	BUTLER (CBSSN) ..... Noon
18	AT VILLANOVA <sup>WF</sup> (FS1) ..... 8:30
23	PROVIDENCE (FS1) ..... 6:30
26	MARQUETTE (FS1) ..... 2:00
31	AT GEORGETOWN (CBSSN) ..... 8:00

<b>FEBRUARY</b>	
3	AT CREIGHTON (FSN) ..... 1:00
9	DEPAUL (FS1) ..... 8:00
13	CREIGHTON (CBSSN) ..... 8:30
16	AT PROVIDENCE (FOX) ..... 2:00
20	AT SETON HALL (CBSSN) ..... 7:00
24	VILLANOVA (CBS) ..... 1:30
28	AT ST. JOHN'S (FS1) ..... 6:30

<b>MARCH</b>	
5	AT BUTLER (FS1) ..... 6:00
9	ST. JOHN'S (TBD) ..... TBD

<sup>WF</sup> Wells Fargo Center; All times are Eastern

## MUSKETEERS PREVIEW

### The Big Picture

The 2017-18 season was a momentous campaign for the Musketeers. They won the BIG EAST regular-season title with a 15-3 record, compiled a 29-6 overall mark and earned a No. 1 seed in the NCAA Tournament for the first time in school history. The postseason ended a little earlier than they wanted, but Xavier had maintained its recent level of excellence. This year, Travis Steele slides over into the head coaching seat and, despite some significant losses, expects the success to continue. An experienced backcourt figures to be the anchor of Steele's first Musketeer team as head coach.

### Who's Back

Three experienced returnees, junior Quentin Goodin, and sophomores Naji Marshall and Paul Scruggs, all played important roles last year. Goodin is the starting point guard who averaged 8.7 points and 4.9 assists. His assist mark ranked third in the BIG EAST and he was third in the league in assist/turnover ratio at 2.1. The 6-7 Marshall averaged 7.7 points and 4.4 rebounds and excelled defensively while starting 18 games. Scruggs averaged 4.9 points while playing 16.8 minutes per game. Tyrique Jones, a physical 6-9 junior, started 19 games and averaged 7.0 points and 4.5 rebounds. He shot 62.7 percent from the field. Reserve guard Elias Harden also returns.

### Who's Gone

The guard duo of Trevon Bluiett and J.P. Macura were four-year contributors who won 104 games in their careers. Bluiett, a rare three-time All-BIG EAST First Team selection, averaged 19.3 points and 5.5 rebounds last season and hit 41.7 percent from 3-point range. Macura, the emotional team leader, averaged 12.9 points, 4.5 rebounds, 2.9 assists and was a disruptive force defensively. Center Kerem Kantor averaged 10.9 points in his one season with the program. Kaiser Gates averaged 7.2 points and 4.6 boards from the wing. Sean O'Mara was a dependable center reserve who averaged 6.7 points and 3.2 rebounds.

### What's Ahead

Steele wants his first Musketeer squad to be even more aggressive on defense and force more turnovers. Xavier has led the BIG EAST in rebound margin in four of its five years in the BIG EAST, but the Musketeers will rely on newcomers in the frontcourt this year, besides Jones. Three graduate transfers figure to make some immediate contributions. Six-eleven Zach Hankins is a likely starter at center. He was the D-II National Player of the Year after averaging 15.1 points and 9.7 rebounds. The other grad transfers are guard Kyle Castlin from Columbia and forward Ryan Welage from San Jose State. The freshmen are guard Keonte Kennedy and forward Dontarius James.

## 2017-18 STATISTICS

##	Player	GP	GS	Min	Avg	TOTAL			3-PTS			REBOUNDS			PF	FO	A	TO	Blk	Stl	Pts	Avg				
						FG	FGA	Pct	3FG	FGA	Pct	FT	FTA	Pct									Off	Def	Tot	Avg
05	BLUIETT, Trevon	35	34	1200	34.3	202	462	.437	105	252	.417	167	197	.848	29	164	193	5.5	76	1	87	70	9	26	676	19.3
	Conference-Only...	18	17	632	35.1	102	239	.427	55	130	.423	86	102	.843	20	83	103	5.7	40	0	45	32	2	14	345	19.2
55	MACURA, J.P.	34	34	1010	29.7	146	305	.479	49	130	.377	96	117	.821	45	107	152	4.5	76	3	99	68	13	49	437	12.9
	Conference-Only...	18	18	552	30.7	73	166	.440	25	74	.338	56	67	.836	27	53	80	4.4	40	2	53	39	6	19	227	12.6
11	KANTER, Kerem	35	16	573	16.4	146	250	.584	17	51	.333	73	94	.777	44	114	158	4.5	46	0	17	29	10	10	382	10.9
	Conference-Only...	18	11	293	16.3	79	136	.581	7	25	.280	31	43	.721	25	53	78	4.3	22	0	11	19	6	7	196	10.9
03	GOODIN, Quentin	35	35	1039	29.7	106	238	.445	19	63	.302	72	91	.791	9	94	103	2.9	73	0	171	80	7	32	303	8.7
	Conference-Only...	18	18	561	31.2	63	134	.470	17	43	.395	37	47	.787	4	57	61	3.4	30	0	77	40	3	16	180	10.0
13	MARSHALL, Naji	35	18	764	21.8	96	181	.530	15	43	.349	64	85	.753	41	113	154	4.4	59	0	57	56	10	23	271	7.7
	Conference-Only...	18	13	444	24.7	55	111	.495	11	32	.344	35	44	.795	24	60	84	4.7	36	0	29	33	1	16	156	8.7
22	GATES, Kaiser	34	18	810	23.8	74	179	.413	54	143	.378	43	52	.827	32	123	155	4.6	84	1	31	22	9	16	245	7.2
	Conference-Only...	18	6	405	22.5	31	82	.378	19	64	.297	22	26	.846	13	60	73	4.1	43	0	12	12	4	8	103	5.7
00	JONES, Tyrique	32	19	479	15.0	84	134	.627	0	0	.000	56	95	.589	47	97	144	4.5	65	1	16	24	19	18	224	7.0
	Conference-Only...	15	6	193	12.9	27	49	.551	0	0	.000	23	42	.548	15	35	50	3.3	25	1	6	12	5	10	77	5.1
54	O'MARA, Sean	35	1	512	14.6	93	157	.592	0	0	.000	49	61	.803	43	69	112	3.2	48	1	34	29	23	11	235	6.7
	Conference-Only...	18	1	277	15.4	50	87	.575	0	0	.000	19	27	.704	26	35	61	3.4	21	0	27	17	11	4	119	6.6
01	SCRUGGS, Paul	34	0	571	16.8	60	132	.455	14	46	.304	34	47	.723	5	62	67	2.0	66	1	59	49	9	18	168	4.9
	Conference-Only...	18	0	285	15.8	33	67	.493	8	25	.320	12	16	.750	2	28	30	1.7	39	1	33	23	5	12	86	4.8
04	HARDEN, Elias	18	0	101	5.6	4	17	.235	1	8	.125	3	4	.750	0	3	3	0.2	8	0	7	6	0	2	12	0.7
	Conference-Only...	6	0	7	1.2	1	5	.200	0	3	.000	0	0	.000	0	0	0	0.0	0	0	0	0	0	0	2	0.3
10	SCHRAND, Leighton	5	0	7	1.4	0	0	.000	0	0	.000	0	0	.000	0	1	1	0.2	0	0	0	4	0	0	0	0.0
	Conference-Only...	0	0	0	0.0	0	0	.000	0	0	.000	0	0	.000	0	0	0	0.0	0	0	0	0	0	0	0	0.0
20	SINGLETON, Matt	6	0	5	0.8	0	0	.000	0	0	.000	0	0	.000	0	0	0	0.0	1	0	0	0	0	0	0	0.0
	Conference-Only...	2	0	1	0.5	0	0	.000	0	0	.000	0	0	.000	0	0	0	0.0	0	0	0	0	0	0	0	0.0
14	VANDERPOHL, Nick	4	0	4	1.0	0	0	.000	0	0	.000	0	0	.000	0	0	0	0.0	0	0	1	0	0	0	0	0.0
	Conference-Only...	0	0	0	0.0	0	0	.000	0	0	.000	0	0	.000	0	0	0	0.0	0	0	0	0	0	0	0	0.0
	TEAM.....														50	50	100	2.9	1		4					
	Conference-Only...														24	25	49	2.7	1		1					
	<b>Total.....</b>	<b>35</b>				<b>1011</b>	<b>2055</b>	<b>.492</b>	<b>274</b>	<b>736</b>	<b>.372</b>	<b>657</b>	<b>843</b>	<b>.779</b>	<b>345</b>	<b>997</b>	<b>1342</b>	<b>38.3</b>	<b>603</b>	<b>8</b>	<b>579</b>	<b>441</b>	<b>109</b>	<b>205</b>	<b>2953</b>	<b>84.4</b>
	<b>Conference-Only...</b>	<b>18</b>				<b>514</b>	<b>1076</b>	<b>.478</b>	<b>142</b>	<b>396</b>	<b>.359</b>	<b>321</b>	<b>414</b>	<b>.775</b>	<b>180</b>	<b>489</b>	<b>669</b>	<b>37.2</b>	<b>297</b>	<b>4</b>	<b>293</b>	<b>228</b>	<b>43</b>	<b>106</b>	<b>1491</b>	<b>82.8</b>
	<b>Opponents.....</b>	<b>35</b>				<b>944</b>	<b>2192</b>	<b>.431</b>	<b>301</b>	<b>902</b>	<b>.334</b>	<b>427</b>	<b>562</b>	<b>.760</b>	<b>299</b>	<b>794</b>	<b>1093</b>	<b>31.2</b>	<b>735</b>	<b>-</b>	<b>492</b>	<b>402</b>	<b>127</b>	<b>238</b>	<b>2616</b>	<b>74.7</b>
	<b>Conference-Only...</b>	<b>18</b>				<b>527</b>	<b>1131</b>	<b>.466</b>	<b>173</b>	<b>483</b>	<b>.358</b>	<b>188</b>	<b>249</b>	<b>.755</b>	<b>137</b>	<b>430</b>	<b>567</b>	<b>31.5</b>	<b>368</b>	<b>13</b>	<b>295</b>	<b>211</b>	<b>60</b>	<b>124</b>	<b>1415</b>	<b>78.6</b>

## 2018-19 ROSTER

No.	Name	Pos.	Ht.	Wt.	Yr.	Hometown/Previous School
2	Kyle Castlin	G	6-4	193	Gr.	Marietta, Ga./Columbia U.
3	Quentin Goodin	G	6-4	194	Jr.	Campbellsville, Ky./Taylor
35	Zach Hankins	F	6-11	245	Gr.	Charlevoix, Mich./Ferris State U.
4	Elias Harden	G	6-5	187	So.	East Point, Ga. / Pebblebrook
12	Dontarius James	F	6-7	210	Fr.	Kershaw, S.C./Huntington Prep (W.Va.)
0	Tyrique Jones	F	6-9	235	Jr.	Bloomfield, Conn./Vermont Academy
11	Keonte Kennedy	G	6-5	187	Fr.	Aurora, Colo./Austin Westlake (Tex.)
13	Naji Marshall	F	6-7	222	So.	Atlantic City, N.J./Hargrave Military Acad.
10	Leighton Schrand	G	6-1	170	Jr.	Villa Hills, Ky. /Holy Cross
1	Paul Scruggs	G	6-3	200	So.	Indianapolis, Ind./Prolific Prep (Calif.)
14	Nick Vanderpohl	G	6-1	180	So.	Harrison, Ohio/Harrison
32	Ryan Welage	G	6-10	205	Gr.	Greensburg, Ind./Greensburg

## 2018-19 NEWCOMERS

**Kyle Castlin, G, Gr., 6-4, 193, Marietta, Ga./Columbia U.**

- Injuries limited him to 17 games in 2017-18.

**Zach Hankins, C, Gr., 6-11, 245, Charlevoix, Mich Ferris State**

- Averaged 15.1 points and 9.7 rebounds.

**Dontarius James, F, Fr., 6-7, 210, Kershaw, S.C./Huntington Prep (W.Va.)**

- Averaged 9.3 points and 6.0 rebounds in an injury-plagued senior season.

**Keonte Kennedy, G, Fr., 6-4, 175, Aurora, Colo./Westlake (Tex.)**

- Averaged 14.4 points, 4.7 rebounds, 2.6 assists and 1.5 steals as a senior.

**Ryan Welage, F, Gr., 6-10, 205, Greensburg, Ind./San Jose State U.**

- Was fourth in the MWC in scoring, averaging 18.1 points and led the league in free throw shooting at 87.7 percent.



**HEAD COACH  
TRAVIS STEELE**

Hired at Xavier: March 31, 2018

**Coaching File:** Associate head coach and assistant coach Xavier, 2008-18; Assistant coach Indiana 2007-08, Video coordinator Indiana 2006-07.

**Highlights:** In his 10 years at Xavier, the Musketeers played in nine NCAA Tournaments, including five trips to at least the NCAA Sweet 16. In 2017-18, team won the school's first BIG EAST regular-season title, a school-

record final AP ranking of No. 3 and the first No. 1 NCAA Tournament seed in school history. Also 2017 NCAA Elite Eight; 2016 NCAA (second round); 2015 NCAA Sweet 16; 2014 NCAA; 2012 NCAA Sweet 16; 2011 NCAA; 2010-11; Was named one of the top two recruiters in the BIG EAST by Sporting News basketball magazine.

**Collegiate File:** Assistant coach Wabash Valley College (Ill.) 2005-06. Assistant coach Ben Davis H.S. while attending Butler 2001-04.

**Education:** B.S. in Marketing (2004), Butler University. Graduated cum laude.

**Personal:** Native of Danville, Indiana; His brother is former Xavier assistant and current Akron head coach John Groce. Steele and his wife Amanda have one son, Winston. Birthdate: 11-12-81.

**STEELE'S RECORD**

First Year as Head Coach

**REGULAR SEASON GAMES**

Home Record: 34-11  
 Best Home Record: 8-1 in 2015-16 and 2017-18  
 Worst Home Record: 5-4 in 2016-17  
 Most Consecutive Home Wins: 7 games in 2017-18  
 Most Consecutive Home Losses: 3 games in 2016-17  
 Road Record: 23-22  
 Best Road Record: 7-2 in 2017-18  
 Worst Road Record: 3-6 in 2013-14 & 2014-15  
 Most Consecutive Road Wins: 6 in 2017-18  
 Most Consecutive Road Losses: 3 in 2014-15 and 2016-17  
 Longest Winning Streak: 9 games over 2016-17 and 2017-18  
 Longest Losing Streak: 3 games in 2013-14 and 2016-17

**BIG EAST REGULAR SEASON RESULTS**

Year	Won-Lost	Home	Away	Finish	Championship Seed
2013-14	10-8	7-2	3-6	3rd (tie)	#3
2014-15	9-9	6-3	3-6	6th	#6
2015-16	14-4	8-1	6-3	2nd	#2
2016-17	9-9	5-4	4-5	7th	#7
2017-18	15-3	8-1	7-2	1st	#1

**BIG EAST CHAMPIONSHIP RESULTS (1980-2018)**

vs.	Won	Lost
Butler	2	0
DePaul	1	0
Georgetown	1	0
Creighton	0	2
Marquette	2	0
Providence	0	1
St. John's	1	0
Seton Hall	0	1
Villanova	0	1
<b>Total</b>	<b>7</b>	<b>5</b>



## 2017-18 RESULTS (29-6, 15-3 BIG EAST)

(HOME 17-1/AWAY 9-2/NEUTRAL 3-3)

			Attendance	High Scorer/Rebounder
<b>NOVEMBER</b>				
10	Morehead State	W, 101-49	10,224	Bluiett 25/Jones 9
13	Rider	W, 101-75	10,224	Bluiett 26/Bluiett 9
<i>Gavitt Tipoff Games</i>				
15	at Wisconsin	W, 80-70	17,287	Bluiett 25/Bluiett 9
20	Hampton	W, 96-60	10,224	Bluiett 21/Gates 9
<i>Continental Tire Las Vegas Invitational</i>				
23	vs. George Washington	W, 83-64	3,245	Bluiett 20/Jones 11
24	vs. Arizona State	L, 102-86	3,326	Macura 23/Two with 5
28	Baylor	W, 76-63	10,503	Two with 19/Jones 7
<b>DECEMBER</b>				
2	Cincinnati	W, 89-76	10,817	Bluiett 28/Gates 10
6	Kent State	W, 96-70	10,292	Bluiett 26/Kanter 8
9	Colorado	W, 96-69	10,228	Bluiett 25/Two with 7
16	East Tennessee State	W, 68-66	10,432	Bluiett 18/Two with 7
19	Marshall	W, 81-77	10,431	Kanter 16/Kanter 13
22	at Northern Iowa	W, 77-67	6,355	Macura 15/Gates 9
27	at MARQUETTE	W, 91-87	15,095	Bluiett 23/Bluiett 6
30	DEPAUL	W, 77-72	10,436	Macura 19/Two with 7
<b>JANUARY</b>				
2	BUTLER	W, 86-79	10,609	Bluiett 21/Jones 9
6	at PROVIDENCE	L, 81-72	12,630	Kanter 24/Kanter 12
10	at VILLANOVA	L, 89-65	12,765	Kanter 16/Kanter 5
13	CREIGHTON	W, 92-70	10,655	Bluiett 24/Two with 8
17	ST. JOHN'S	W, 88-82	10,224	Bluiett 23/Kanter 13
20	at SETON HALL	W, 73-64	10,481	Macura 27/Five with 5
24	MARQUETTE	W, 89-70	10,493	Goodin 15/Bluiett 10
30	at ST. JOHN'S <sup>CA</sup>	W, 73-68	5,344	Bluiett 14/Gates 6
<b>FEBRUARY</b>				
3	GEORGETOWN	W, 96-91 ot	10,758	Bluiett 31/Gates 10
6	at BUTLER	W, 98-93 ot	9,100	Bluiett 26/Two with 6
10	at CREIGHTON	W, 72-71	18,257	Goodin 17/Macura 9
14	SETON HALL	W, 102-90	10,512	Bluiett 37/Bluiett 7
17	VILLANOVA	L, 95-79	10,777	Bluiett 26/Marshall 8
21	at GEORGETOWN	W, 89-77	8,012	Marshall 21/Two with 7
28	PROVIDENCE	W, 84-74	10,715	Bluiett 23/Two with 6
<b>MARCH</b>				
3	at DEPAUL	W, 65-62	7,972	Bluiett 22/Marshall 11
8	vs. St. John's (BET)	W, 88-60	17,647	Bluiett 27/Two with 7
9	vs. Providence (BET)	L, 75-72 ot	19,812	Kanter 18/Marshall 12
16	vs. Texas Southern (NCAA)	W, 102-83	17,549	Macura 29/Two with 6
18	vs. Florida State (NCAA)	L, 75-70	17,552	Macura 17/Kanter 6

<sup>CA</sup> Carnesecca Arena; (BET) BIG EAST Tournament; (NCAA) NCAA Tournament

## CAREER LEADERS

Points	Total-Avg.
Byron Larkin, 1984-88	2,696-22.3
Trevon Bluiett, 2014-18	2,261-15.9
David West, 1999-03	2,132-16.9
Romain Sato, 2000-04	2,005-15.4
Tyrone Hill, 1986-90	2,003-15.9
Lenny Brown, 1995-99	1,885-15.5
Tu Holloway, 2008-12	1,833-13.7
Anthony Hicks, 1979-83	1,805-16.3
Jamie Gladden, 1989-93	1,780-14.6
Steve Thomas, 1962-66	1,722-23.6

Rebounds	Total-Avg.
Tyrone Hill, 1986-90	1380-11.0
Bob Pelkington, 1961-64	1325-16.6
David West, 1999-03	1308-10.4
Brian Grant, 1990-94	1080-9.2
Dave Piontek, 1953-56	995-12.1
Bob Quick, 1965-68	939-12.0
Joe Viviano, 1956-59	906-10.9
Romain Sato, 2000-04	892-6.9
Derek Strong, 1987-90	805-8.4
James Posey, 1996-99	801-8.4

Assists	Total
Ralph Lee, 1982-86	699
Jamal Walker, 1987-91	639
Tu Holloway, 2008-12	550
Keith Walker, 1976-80	496
Dee Davis, 2011-15	492
Dedrick Finn, 2002-06	481
Gary Lumpkin, 1995-99	470
Michael Hawkins, 1991-95	448
Lionel Chalmers, 2000-04	405
Steve Gentry, 1991-94	390

Steals	Total
Lenny Brown, 1995-99	242
Anthony Hicks, 1979-83	226
James Posey, 1996-99	214
Nick Daniels, 1975-79	202
Byron Larkin, 1984-88	201
Ralph Lee, 1982-86	194
Stan Kimbrough, 1986-89	178
Jamal Walker, 1987-91	174
David West, 1999-2003	171
J.P. Macura, 2014-18	166

Blocked Shots	Total
David West, 1999-03	228
Aaron Williams, 1989-93	197
Justin Doellman, 2003-07	140
Kenny Frease, 2008-12	130
Jason Love, 2006-10	127
Brian Grant, 1990-94	127
Dexter Bailey, 1980-84	120
David Payton, 1975-79	92
James Farr, 2012-16	88
Jamel McLean, 2008-11	81
Derrick Brown, 2006-09	81
Nick Daniels, 1975-79	81

## THE BIG EAST CONFERENCE

655 Third Avenue, Suite 711  
New York, NY 10017

**Val Ackerman, Commissioner**  
Office (646) 663-3430

**John Paquette**  
**Sr. Associate Commissioner,**  
**Sports Media Relations**  
Office (646) 663-3443  
Mobile (401) 265-2244  
email jpaquette@bigeast.com

**Kristin Quinn**  
**Assistant Commissioner,**  
**Communications & Marketing**  
Office (646) 663-3456  
Mobile (914) 819-8751  
email kquinn@bigeast.com

## BUTLER UNIVERSITY

Hinkle Fieldhouse  
510 W. 49th Street  
Indianapolis, IN 46208

**LaVall Jordan, Head Basketball Coach**  
Office (317) 940-9377

**John Dedman, Sports Communications Director**  
Office (317) 940-9414  
Mobile (317) 491-5462  
email jdedman@butler.edu

## CREIGHTON UNIVERSITY

2500 California Plaza  
Omaha, NE 68178

**Greg McDermott, Head Basketball Coach**  
Office (402) 280-1795

**Rob Anderson, Sports Information Director**  
Office (402) 280-5544  
Mobile (402) 660-5854  
email randerson@creighton.edu

## DE PAUL UNIVERSITY

2323 North Sheffield Avenue  
Chicago, IL 60614

**Dave Leitao, Head Basketball Coach**  
Office (773) 325-7575

**Greg Greenwell, Director of Athletic**  
**Communications**  
Office (773) 325-7546  
Home (773) 343-3722  
email ggreenwe@depaul.edu

## GEORGETOWN UNIVERSITY

3700 O Street NW  
Washington, DC 20057

**Patrick Ewing, Head Basketball Coach**  
Office (202) 687-2374

**Lori Hamamoto, Director of Communications**  
**for Men's Basketball**  
Office (202) 687-3788  
Mobile (917) 578-7445  
email lori.hamamoto@georgetown.edu

## MARQUETTE UNIVERSITY

770 North 12th Street  
Milwaukee, WI 53233

**Steve Wojciechowski, Head Basketball Coach**  
Office (414) 288-7130

**Scott Kuykendall, Associate AD/**  
**Media Relations**  
Office (414) 288-4794  
Mobile (414) 807-3490  
email scott.kuykendall@marquette.edu

## PROVIDENCE COLLEGE

549 River Avenue  
Providence, RI 02918

**Ed Cooley, Head Basketball Coach**  
Office (401) 865-2527

**Arthur Parks, Associate AD/**  
**Communications & Marketing**  
Office (401) 865-2759  
Mobile (401) 378-7334  
email aparks@providence.edu

## ST. JOHN'S UNIVERSITY

8000 Utopia Parkway  
Jamaica, NY 11439

**Chris Mullin, Head Basketball Coach**  
Office (718) 990-5528

**Steve Dombroski, Assoc. AD/Communications**  
Office (718) 990-6897  
Mobile (518) 928-6103  
email dombross@stjohns.edu

## SETON HALL UNIVERSITY

400 South Orange Avenue  
South Orange, NJ 07079

**Kevin Willard, Head Basketball Coach**  
Office (973) 761-9070

**Thomas Chen, Assistant AD/Digital Media**  
**& Communications**  
Office (973) 761-9644  
Mobile (914) 843-7185  
email thomas.chen@shu.edu

## VILLANOVA UNIVERSITY

800 Lancaster Avenue  
Villanova, PA 17325

**Jay Wright, Head Basketball Coach**  
Office (610) 519-4140

**Mike Sheridan, Director of Media Relations**  
Office (610) 519-4120  
Mobile (610) 999-7588  
email michael.sheridan@villanova.edu

## XAVIER UNIVERSITY


3800 Victory Blvd.  
Cincinnati, OH 45207

**Travis Steele, Head Basketball Coach**  
Office (513) 745-3417

**Tom Eiser, Assoc. Athletic Director**  
Office (513) 745-3124  
Home (513) 382-5565  
email eiser@xavier.edu

**BIG  
EAST**  
CONFERENCE

**2017-18  
IN  
REVIEW**





	BIG EAST				OVERALL					
	W-L	PCT.	H	A	W-L	PCT.	H	A	N	STREAK
XAVIER (3/8)	15-3	.833	8-1	7-2	29-6	.829	17-1	9-2	3-3	LOST 1
VILLANOVA (2/1)	14-4	.778	8-1	6-3	36-4	.900	14-1	9-3	13-0	WON 11
SETON HALL (RV/RV)	10-8	.556	6-3	4-5	22-12	.647	14-3	5-6	3-3	LOST 1
CREIGHTON (RV/RV)	10-8	.556	7-2	3-6	21-12	.636	16-2	4-7	1-3	LOST 3
PROVIDENCE (RV/RV)	10-8	.556	6-3	4-5	21-14	.600	13-4	4-7	4-3	LOST 2
BUTLER (RV/RV)	9-9	.500	6-3	3-6	21-14	.600	14-3	3-7	4-4	LOST 1
MARQUETTE	9-9	.500	5-4	4-5	21-14	.600	13-7	5-5	3-2	LOST 1
GEORGETOWN	5-13	.278	2-7	3-6	15-15	.500	11-8	4-6	0-1	LOST 5
ST. JOHN'S	4-14	.222	2-7	2-7	16-17	.485	8-7	2-7	6-3	LOST 1
DEPAUL	4-14	.222	1-8	3-6	11-20	.355	6-10	4-7	1-3	LOST 3

(Rankings in Final Associated Press/USA Today Polls)

## POSTSEASON RESULTS

### NCAA CHAMPIONSHIP

#### FINAL FOUR • SAN ANTONIO, TEXAS

##### SEMIFINALS

No. 1 Villanova 95, No. 1 Kansas 79

##### FINAL

No. 1 Villanova 79, No. 3 Michigan 62

#### EAST REGIONAL • BOSTON, MASS.

No. 1 Villanova 90, No. 5 West Virginia 78

No. 1 Villanova 71, No. 3 Texas Tech 59

#### EAST REGION • PITTSBURGH, PA.

No. 1 Villanova 87, No. 16 Radford 61

No. 1 Villanova 81, No. 9 Alabama 58

#### EAST REGION • DETROIT, MICH.

No. 10 Butler 79, No. 7 Arkansas 62

No. 2 Purdue 76, No. 10 Butler 73

#### WEST REGION • NASHVILLE, TENN.

No. 1 Xavier 102, No. 16 Texas Southern 83

No. 9 Florida State 75, No. 1 Xavier 70

#### WEST REGION • CHARLOTTE, N.C.

No. 7 Texas A&M 73, No. 10 Providence 69

#### MIDWEST REGION • WICHITA, KAN.

No. 8 Seton Hall 94, No. 9 N.C. State 83

No. 1 Kansas 83, No. 8 Seton Hall 79

#### SOUTH REGION • CHARLOTTE, N.C.

No. 9 Kansas State 69, No. 8 Creighton 59

### BIG EAST TOURNAMENT

#### MADISON SQUARE GARDEN

MARCH 7-10

#### CHAMPIONSHIP GAME

Villanova 76, Providence 66 OT

#### SEMIFINALS

Villanova 87, Butler 68

Providence 75, Xavier 72 OT

#### QUARTERFINALS

No. 1 Xavier 88, St. John's 60

No. 5 Providence 72, No. 4 Creighton 68 OT

No. 2 Villanova 94, Marquette 70

No. 6 Butler 75, No. 3 Seton Hall 74

#### FIRST ROUND

No. 9 St. John's 88, No. 8 Georgetown 77

No. 7 Marquette 72, No. 10 DePaul 69

### NIT

#### FIRST ROUND

Marquette 67, Harvard 60

#### SECOND ROUND

Marquette 101, Oregon 92

#### QUARTERFINAL ROUND

Penn State 85, Marquette 80



*Jalen Brunson, Villanova*

## **BIG EAST PLAYER OF THE YEAR**

Jalen Brunson, Villanova

## **BIG EAST COACH OF THE YEAR**

Chris Mack, Xavier

## **BIG EAST FRESHMAN OF THE YEAR**

Omari Spellman, Villanova

## **BIG EAST DEFENSIVE PLAYER OF THE YEAR**

Khyri Thomas, Creighton

## **BIG EAST MOST IMPROVED PLAYER**

Myles Powell, Seton Hall

## **BIG EAST SIXTH MAN AWARD**

Donte DiVincenzo, Villanova

## **BIG EAST SPORTSMANSHIP AWARD**

Tyler Wideman, Butler

## **BIG EAST BASKETBALL SCHOLAR-ATHLETE**

Jalen Brunson, Villanova

## **BIG EAST TOURNAMENT**

### **DAVE GAVITT TROPHY**

#### **(MOST OUTSTANDING PLAYER)**

Mikal Bridges, Villanova

### **BIG EAST ALL-TOURNAMENT TEAM**

Jalen Brunson, Villanova

Kyron Cartwright, Providence

Alpha Diallo, Providence

Trevon Bluiett, Xavier

Kamar Baldwin, Butler

### **ALL-BIG EAST FIRST TEAM<sup>^</sup>**

\*Kelan Martin, Butler, F, Sr., 6-7, 220, Louisville, Ky.

Marcus Foster, Creighton, G, Sr., 6-3, 210, Wichita Falls, Tex.

Shamorie Ponds, St. John's, G, So., 6-1, 165, Brooklyn, N.Y.

Mikal Bridges, Villanova, G/F, Jr., 6-7, 210, Malvern, Pa.

\*Jalen Brunson, Villanova, G, Jr., 6-2, 190, Lincolnshire, Ill.

\*Trevon Bluiett, Xavier, G, Sr., 6-6, 205, Indianapolis, Ind.

### **ALL-BIG EAST SECOND TEAM**

Khyri Thomas, Creighton, G, Jr., 6-3, 210, Omaha, Neb.

Marcus Derrickson, Georgetown, F, Jr., 6-7, 250, Bowie, Md.

Markus Howard, Marquette, G, So., 5-11, 175, Chandler, Ariz.

Angel Delgado, Seton Hall, C, Sr., 6-10, 245, Bajos De Haina, D.R.

Desi Rodriguez, Seton Hall, F, Sr., 6-6, 220, Bronx, N.Y.

### **ALL-BIG EAST HONORABLE MENTION**

Andrew Rowsey, Marquette, G, Sr., 5-11, 180, Lexington, Va.

Kyron Cartwright, Providence, G, Sr., 5-11, 185, Compton, Calif.

### **BIG EAST ALL-FRESHMAN TEAM<sup>^</sup>**

Mitch Ballock, Creighton, G, 6-5, 205, Eudora, Kan.

Jahvon Blair, Georgetown, G, 6-3, 189, Brampton, Ont.

\*Jamorko Pickett, Georgetown, G, 6-8, 190, Washington, D.C.

Nate Watson, Providence, C, 6-10, 260, Arlington, Va.

\*Omari Spellman, Villanova, F, 6-9, 245, Cleveland, Ohio

\*Naji Marshall, Xavier, F, 6-7, 218, Atlantic City, N.J.

### **2017-18 BIG EAST WEEKLY HONORS**

Date	Player of the Week	Rookie of the Week
Nov. 13	Kelan Martin, Butler	Omari Spellman, Villanova
Nov. 20	Trevon Bluiett, Xavier	Ty-Shon Alexander, Creighton
Nov. 27	Jalen Brunson, Villanova	Mitch Ballock, Creighton
Dec. 4	Desi Rodriguez, Seton Hall	Omari Spellman, Villanova
Dec. 11	Markus Howard, Marquette	Mitch Ballock, Creighton
Dec. 18	Jalen Brunson, Villanova	Omari Spellman, Villanova
Dec. 26	Marcus Foster, Creighton	Mitch Ballock, Creighton
Jan. 2	Kelan Martin, Butler	Jamal Cain, Marquette
Jan. 8	Markus Howard, Marquette	Jahvon Blair, Georgetown
Jan. 15	Kelan Martin, Butler	Naji Marshall, Xavier
Jan. 22	J.P. Macura, Xavier	Omari Spellman, Villanova
Jan. 29	Marcus Foster, Creighton	Naji Marshall, Xavier
Feb. 5	Shamorie Ponds, St. John's	Omari Spellman, Villanova
Feb. 12	Shamorie Ponds, St. John's	Jamorko Pickett, Georgetown
Feb. 19	Mikal Bridges, Villanova	Naji Marshall, Xavier
Feb. 26	Khadeen Carrington, Seton Hall	Naji Marshall, Xavier
March 4	Andrew Rowsey, Marquette	Omari Spellman, Villanova

\* denotes a unanimous selection

TO BE RANKED, PLAYERS MUST APPEAR IN AT LEAST 75.0% OF THEIR TEAM'S GAMES.

**SCORING**

##	Player-Team	Cl	G	FG	3FG	FT	Pts	Avg/G
1.	PONDS, Shamorie-SJU	SO	30	225	47	150	647	21.6
2.	MARTIN, Kelan-BU	SR	35	259	95	130	743	21.2
3.	ROWSEY, Andrew-MU	SR	35	208	125	175	716	20.5
4.	HOWARD, Markus-MU	SO	34	239	111	105	694	20.4
5.	FOSTER, Marcus-CU	SR	33	246	95	67	654	19.8
6.	BLUIETT, Trevon-XU	SR	35	202	105	167	676	19.3
7.	BRUNSON, Jalen-VU	JR	40	270	86	130	756	18.9
8.	GOVAN, Jessie-GU	JR	30	201	16	118	536	17.9
9.	BRIDGES, Mikal-VU	JR	40	244	104	114	706	17.7
10.	RODRIGUEZ, Desi-SHU	SR	31	204	56	78	542	17.5
11.	STRUS, Max-DPU	JR	31	171	81	98	521	16.8
12.	DERRICKSON, Marcus-GU	JR	29	150	47	113	460	15.9
13.	BALDWIN, Kamar-BU	SO	35	210	49	79	548	15.7
14.	CARRINGTON, Khadeen-SHU	SR	34	170	53	138	531	15.6
15.	POWELL, Myles-SHU	SO	34	171	94	90	526	15.5
16.	THOMAS, Khyri-CU	JR	33	184	62	67	497	15.1
17.	BULLOCK, Rodney-PC	SR	34	164	47	110	485	14.3
18.	HAUSER, Sam-MU	SO	35	174	95	51	494	14.1
19.	DELGADO, Angel-SHU	SR	34	187	0	90	464	13.6
20.	MARIC, Marin-DPU	SR	28	138	10	96	382	13.6
21.	DiVINCENZO, Donte-VU	SO	40	188	85	76	537	13.4
22.	DIALLO, Alpha-PC	SO	32	160	15	88	423	13.2
23.	MACURA, J.P.-XU	SR	34	146	49	96	437	12.9
24.	CLARK II, Marvin-SJU	JR	33	143	65	63	414	12.5
25.	SIMON, Justin-SJU	SO	33	151	15	84	401	12.2
26.	CARTWRIGHT, Kyron-PC	SR	34	138	38	87	401	11.8
27.	CAIN, Eli-DPU	JR	31	126	36	76	364	11.7
28.	AHMED, Bashir-SJU	SR	33	130	44	68	372	11.3
29.	KANTER, Kerem-XU	SR	35	146	17	73	382	10.9
30.	SPELLMAN, Omari-VU	FR	40	160	65	49	434	10.9

**REBOUNDING**

##	Player-Team	Cl	G	OFF	DEF	TOT	Avg/G
1.	DELGADO, Angel-SHU	SR	34	137	265	402	11.8
2.	GOVAN, Jessie-GU	JR	30	74	227	301	10.0
3.	DERRICKSON, Marcus-GU	JR	29	67	167	234	8.1
4.	SPELLMAN, Omari-VU	FR	40	90	231	321	8.0
5.	SIMON, Justin-SJU	SO	33	38	196	234	7.1
6.	MARIC, Marin-DPU	SR	28	57	130	187	6.7
7.	DIALLO, Alpha-PC	SO	32	69	142	211	6.6
8.	HARRELL JR., Ronnie-CU	JR	30	35	153	188	6.3
9.	MARTIN, Kelan-BU	SR	35	33	186	219	6.3
10.	OWENS, Tariq-SJU	JR	33	52	143	195	5.9
11.	BULLOCK, Rodney-PC	SR	34	50	148	198	5.8
12.	McCALLUM, Tre'Darius-DPU	SR	31	44	134	178	5.7
13.	HAUSER, Sam-MU	SO	35	35	165	200	5.7
14.	STRUS, Max-DPU	JR	31	48	127	175	5.6
15.	BLUIETT, Trevon-XU	SR	35	29	164	193	5.5
16.	BRIDGES, Mikal-VU	JR	40	54	158	212	5.3
17.	SANOGO, Ismael-SHU	SR	32	54	115	169	5.3
18.	PASCHALL, Eric-VU	JR	38	70	130	200	5.3
19.	WIDEMAN, Tyler-BU	SR	34	77	98	175	5.1
20.	PONDS, Shamorie-SJU	SO	30	36	115	151	5.0

**FIELD GOAL PCT** (MIN. 3.0 MADE PER GAME)

##	Player-Team	Cl	G	FG	FGA	Pct
1.	WIDEMAN, Tyler-BU	SR	34	121	180	.672
2.	KANTER, Kerem-XU	SR	35	146	250	.584
3.	MARIC, Marin-DPU	SR	28	138	249	.554
4.	THOMAS, Khyri-CU	JR	33	184	342	.538
5.	PASCHALL, Eric-VU	JR	38	144	270	.533
6.	BRUNSON, Jalen-VU	JR	40	270	518	.521
7.	BRIDGES, Mikal-VU	JR	40	244	475	.514
8.	GOVAN, Jessie-GU	JR	30	201	396	.508
9.	DELGADO, Angel-SHU	SR	34	187	370	.505
10.	DERRICKSON, Marcus-GU	JR	29	150	297	.505
11.	OWENS, Tariq-SJU	JR	33	113	224	.504
12.	HAUSER, Sam-MU	SO	35	174	349	.499
13.	RODRIGUEZ, Desi-SHU	SR	31	204	410	.498
14.	HEGNER, Toby-CU	SR	30	92	185	.497
15.	FOSTER, Marcus-CU	SR	33	246	509	.483

**3-POINT FG PCT** (MIN. 1.0 MADE PER GAME)

##	Player-Team	Cl	G	3FG	FGA	Pct
1.	HAUSER, Sam-MU	SO	35	95	195	.487
2.	DERRICKSON, Marcus-GU	JR	29	47	101	.465
3.	BRIDGES, Mikal-VU	JR	40	104	239	.435
4.	SPELLMAN, Omari-VU	FR	40	65	150	.433
5.	McDERMOTT, Sean-BU	SO	31	47	109	.431
6.	BLUIETT, Trevon-XU	SR	35	105	252	.417
7.	ROWSEY, Andrew-MU	SR	35	125	301	.415
8.	FOSTER, Marcus-CU	SR	33	95	230	.413
9.	CLARK II, Marvin-SJU	JR	33	65	158	.411
10.	THOMAS, Khyri-CU	JR	33	62	151	.411
11.	BRUNSON, Jalen-VU	JR	40	86	211	.408
12.	HOWARD, Markus-MU	SO	34	111	275	.404
13.	DiVINCENZO, Donte-VU	SO	40	85	212	.401
14.	LINDSEY, Jalen-PC	SR	33	73	185	.395
15.	BOOTH, Phil-VU	JR	33	55	145	.379

**FREE THROW PCT** (MIN. 2.0 MADE PER GAME)

##	Player-Team	Cl	G	FTM	FTA	Pct
1.	HOWARD, Markus-MU	SO	34	105	112	.938
2.	ROWSEY, Andrew-MU	SR	35	175	194	.902
3.	DERRICKSON, Marcus-GU	JR	29	113	131	.863
4.	PONDS, Shamorie-SJU	SO	30	150	175	.857
	BLAIR, Jahvon-GU	FR	30	60	70	.857
6.	BRIDGES, Mikal-VU	JR	40	114	134	.851
7.	BLUIETT, Trevon-XU	SR	35	167	197	.848
8.	MARTIN, Kelan-BU	SR	35	130	154	.844
9.	MARIC, Marin-DPU	SR	28	96	114	.842
10.	CARRINGTON, Khadeen-SHU	SR	34	138	167	.826
11.	MACURA, J.P.-XU	SR	34	96	117	.821
12.	WIDEMAN, Tyler-BU	SR	34	73	89	.820
13.	PASCHALL, Eric-VU	JR	38	78	96	.813
14.	STRUS, Max-DPU	JR	31	98	122	.803
15.	BRUNSON, Jalen-VU	JR	40	130	162	.802

**ASSISTS**

##	Player-Team	Cl	G	Assists	Avg/G
1.	CARTWRIGHT, Kyron-PC	SR	34	196	5.76
2.	SIMON, Justin-SJU	SO	33	167	5.06
3.	GOODIN, Quentin-XU	SO	35	171	4.89
4.	ROWSEY, Andrew-MU	SR	35	169	4.83
5.	PONDS, Shamorie-SJU	SO	30	142	4.73
6.	CAIN, Eli-DPU	JR	31	146	4.71
7.	BRUNSON, Jalen-VU	JR	40	184	4.60
8.	CARRINGTON, Khadeen-SHU	SR	34	150	4.41
9.	DiVINCENZO, Donte-VU	SO	40	139	3.48
10.	MULMORE, Jonathan-GU	SR	30	102	3.40
11.	THOMPSON, Aaron-BU	FR	35	118	3.37
12.	BALDWIN, Kamar-BU	SO	35	111	3.17
13.	MINTZ, Davion-CU	SO	33	102	3.09
14.	MACURA, J.P.-XU	SR	34	99	2.91
15.	BOOTH, Phil-VU	JR	33	95	2.88



## 2017-18 Individual &amp; Team Statistics

**STEALS**

##	Player-Team	Cl	G	Steals	Avg/G
1.	SIMON, Justin-SJU	SO	33	82	2.48
2.	PONDS, Shamorie-SJU	SO	30	70	2.33
3.	THOMAS, Khyri-CU	JR	33	56	1.70
4.	BALDWIN, Kamar-BU	SO	35	54	1.54
5.	BRIDGES, Mikal-VU	JR	40	61	1.53
6.	MACURA, J.P.-XU	SR	34	49	1.44
7.	McCALLUM, Tre'Darius-DPU	SR	31	41	1.32
8.	CARTWRIGHT, Kyron-PC	SR	34	44	1.29
9.	STRUS, Max-DPU	JR	31	40	1.29
10.	CLARK II, Marvin-SJU	JR	33	38	1.15
11.	THOMPSON, Aaron-BU	FR	35	39	1.11
12.	SANOGO, Ismael-SHU	SR	32	34	1.06
13.	AHMED, Bashir-SJU	SR	33	35	1.06
14.	CARRINGTON, Khadeen-SHU	SR	34	36	1.06
15.	JORGENSEN, Paul-BU	JR	35	37	1.06

**BLOCKED SHOTS**

##	Player-Team	Cl	G	Blocks	Avg/G
1.	OWENS, Tariq-SJU	JR	33	94	2.85
2.	SPELLMAN, Omari-VU	FR	40	59	1.48
3.	GOVAN, Jessie-GU	JR	30	34	1.13
4.	BRIDGES, Mikal-VU	JR	40	43	1.08
5.	HELDT, Matt-MU	JR	35	35	1.00
6.	BULLOCK, Rodney-PC	SR	34	33	0.97
7.	SANOGO, Ismael-SHU	SR	32	30	0.94
8.	SIMON, Justin-SJU	SO	33	27	0.82
9.	JOHN, Theo-MU	FR	33	26	0.79
10.	WATSON, Nate-PC	FR	35	26	0.74
11.	JOHNSON, Kaleb-GU	JR	30	21	0.70
12.	ELLIOTT, Greg-MU	FR	35	24	0.69
13.	DELGADO, Angel-SHU	SR	34	23	0.68
14.	O'MARA, Sean-XU	SR	35	23	0.66
15.	DERRICKSON, Marcus-GU	JR	29	19	0.66

**ASSIST/TURNOVER RATIO** (MIN. 3.0 ASSISTS/GAME)

##	Player-Team	Cl	G	Asst	Avg	Turn	Avg	Ratio
1.	MINTZ, Davion-CU	SO	33	102	3.1	36	1.1	2.83
2.	BRUNSON, Jalen-VU	JR	40	184	4.6	71	1.8	2.59
3.	GOODIN, Quentin-XU	SO	35	171	4.9	80	2.3	2.14
4.	CARTWRIGHT, Kyron-PC	SR	34	196	5.8	92	2.7	2.13
5.	THOMPSON, Aaron-BU	FR	35	118	3.4	58	1.7	2.03
6.	CAIN, Eli-DPU	JR	31	146	4.7	73	2.4	2.00
7.	CARRINGTON, Khadeen-SHU	SR	34	150	4.4	79	2.3	1.90
8.	MULMORE, Jonathan-GU	SR	30	102	3.4	56	1.9	1.82
9.	DIVINCENZO, Donte-VU	SO	40	139	3.5	79	2.0	1.76
10.	SIMON, Justin-SJU	SO	33	167	5.1	95	2.9	1.76

**SCORING OFFENSE**

##	Team	G	W-L	Pts	Avg/G
1.	Villanova	40	36-4	3463	86.6
2.	Xavier	35	29-6	2953	84.4
3.	Creighton	33	21-12	2756	83.5
4.	Marquette	35	21-14	2846	81.3
5.	Seton Hall	34	22-12	2701	79.4
6.	Butler	35	21-14	2763	78.9
7.	Georgetown	30	15-15	2350	78.3
8.	Providence	35	21-14	2575	73.6
9.	St. John's	33	16-17	2412	73.1
10.	DePaul	31	11-20	2230	71.9

**SCORING DEFENSE**

##	Team	G	Pts	Avg/G
1.	Villanova	40	2807	70.2
2.	Butler	35	2540	72.6
3.	St. John's	33	2397	72.6
4.	Providence	35	2544	72.7
5.	DePaul	31	2289	73.8
6.	Seton Hall	34	2512	73.9
7.	Creighton	33	2444	74.1
8.	Xavier	35	2616	74.7
9.	Georgetown	30	2294	76.5
10.	Marquette	35	2748	78.5

**SCORING MARGIN**

##	Team	G	OFF	DEF	Margin
1.	Villanova	40	86.6	70.2	+16.4
2.	Xavier	35	84.4	74.7	+9.6
3.	Creighton	33	83.5	74.1	+9.5
4.	Butler	35	78.9	72.6	+6.4
5.	Seton Hall	34	79.4	73.9	+5.6
6.	Marquette	35	81.3	78.5	+2.8
7.	Georgetown	30	78.3	76.5	+1.9
8.	Providence	35	73.6	72.7	+0.9
9.	St. John's	33	73.1	72.6	+0.5
10.	DePaul	31	71.9	73.8	-1.9

**FREE THROW PCT**

##	Team	G	FTM	FTA	Pct
1.	Marquette	35	483	600	.805
2.	Xavier	35	657	843	.779
3.	Villanova	40	559	718	.779
4.	Butler	35	436	562	.776
5.	Georgetown	30	524	676	.775
6.	Creighton	33	397	531	.748
7.	St. John's	33	446	602	.741
8.	DePaul	31	398	562	.708
9.	Providence	35	554	787	.704
10.	Seton Hall	34	509	729	.698

**FIELD GOAL PERCENTAGES**

##	Team	G	FG	FGA	Pct
1.	Villanova	40	1220	2440	.500
2.	Xavier	35	1011	2055	.492
3.	Creighton	33	1008	2050	.492
4.	Marquette	35	989	2081	.475
5.	Butler	35	1020	2155	.473
6.	Seton Hall	34	971	2073	.468
7.	Georgetown	30	800	1763	.454
8.	Providence	35	899	2037	.441
9.	St. John's	33	867	1999	.434
10.	DePaul	31	819	1914	.428

**FIELD GOAL PCT DEFENSE**

##	Team	G	FG	FGA	Pct
1.	St. John's	33	807	1922	.420
2.	Villanova	40	1028	2401	.428
3.	Xavier	35	944	2192	.431
4.	Creighton	33	907	2093	.433
5.	Seton Hall	34	903	2057	.439
6.	Georgetown	30	821	1870	.439
7.	DePaul	31	787	1788	.440
8.	Providence	35	913	2054	.444
9.	Butler	35	877	1954	.449
10.	Marquette	35	960	2010	.478

**3-POINT FG PCT**

##	Team	G	FG	FGA	Pct
1.	Marquette	35	385	924	.417
2.	Villanova	40	464	1158	.401
3.	Xavier	35	274	736	.372
4.	Creighton	33	343	923	.372
5.	Georgetown	30	226	618	.366
6.	Seton Hall	34	250	685	.365
7.	Butler	35	287	805	.357
8.	Providence	35	223	671	.332
9.	St. John's	33	232	706	.329
10.	DePaul	31	194	626	.310

**3-POINT FG PCT DEFENSE**

##	Team	G	FG	FGA	Pct
1.	Villanova	40	272	858	.317
2.	Providence	35	240	746	.322
3.	Creighton	33	261	785	.332
4.	Xavier	35	301	902	.334
5.	Seton Hall	34	262	776	.338
6.	Georgetown	30	259	744	.348
7.	Marquette	35	244	679	.359
8.	St. John's	33	304	824	.369
9.	DePaul	31	286	770	.371
10.	Butler	35	274	735	.373

**REBOUNDING OFFENSE**

##	Team	G	Reb	Avg/G
1.	Georgetown	30	1151	38.4
2.	Xavier	35	1342	38.3
3.	Seton Hall	34	1301	38.3
4.	DePaul	31	1160	37.4
5.	Creighton	33	1206	36.5
6.	Villanova	40	1437	35.9
7.	Providence	35	1247	35.6
8.	Butler	35	1195	34.1
9.	St. John's	33	1110	33.6
10.	Marquette	35	1115	31.9

**REBOUNDING DEFENSE**

##	Team	G	Reb	Avg/G
1.	Xavier	35	1093	31.2
2.	Butler	35	1134	32.4
3.	Villanova	40	1308	32.7
4.	Marquette	35	1161	33.2
5.	Georgetown	30	1009	33.6
6.	Seton Hall	34	1149	33.8
7.	DePaul	31	1083	34.9
8.	Creighton	33	1161	35.2
9.	Providence	35	1268	36.2
10.	St. John's	33	1305	39.5

**REBOUNDING MARGIN**

##	Team	G	TEAM	Avg	OPP	Avg	Margin
1.	Xavier	35	1342	38.3	1093	31.2	+7.1
2.	Georgetown	30	1151	38.4	1009	33.6	+4.7
3.	Seton Hall	34	1301	38.3	1149	33.8	+4.5
4.	Villanova	40	1437	35.9	1308	32.7	+3.2
5.	DePaul	31	1160	37.4	1083	34.9	+2.5
6.	Butler	35	1195	34.1	1134	32.4	+1.7
7.	Creighton	33	1206	36.5	1161	35.2	+1.4
8.	Providence	35	1247	35.6	1268	36.2	-0.6
9.	Marquette	35	1115	31.9	1161	33.2	-1.3
10.	St. John's	33	1110	33.6	1305	39.5	-5.9

**BLOCKED SHOTS**

##	Team	G	Blocks	Avg/G
1.	St. John's	33	172	5.21
2.	Villanova	40	162	4.05
3.	Georgetown	30	110	3.67
4.	Marquette	35	128	3.66
	Providence	35	128	3.66
6.	Seton Hall	34	117	3.44
7.	Xavier	35	109	3.11
8.	DePaul	31	94	3.03
9.	Butler	35	100	2.86
10.	Creighton	33	88	2.67

**ASSISTS**

##	Team	G	Assists	Avg/G
1.	Creighton	33	588	17.82
2.	Georgetown	30	522	17.40
3.	Xavier	35	579	16.54
4.	Villanova	40	655	16.38
5.	Marquette	35	551	15.74
6.	Seton Hall	34	527	15.50
7.	DePaul	31	465	15.00
8.	Butler	35	489	13.97
9.	Providence	35	485	13.86
10.	St. John's	33	422	12.79

**STEALS**

##	Team	G	Steals	Avg/G
1.	St. John's	33	282	8.55
2.	Providence	35	238	6.80
3.	Butler	35	232	6.63
4.	Villanova	40	259	6.48
5.	DePaul	31	200	6.45
6.	Seton Hall	34	210	6.18
7.	Marquette	35	214	6.11
8.	Xavier	35	205	5.86
9.	Creighton	33	187	5.67
10.	Georgetown	30	164	5.47

**ASSIST/TURNOVER RATIO**

##	Team	G	Asst	Avg	Turn	Avg	Ratio
1.	Creighton	33	588	17.8	371	11.2	1.58
2.	Villanova	40	655	16.4	425	10.6	1.54
3.	Xavier	35	579	16.5	441	12.6	1.31
4.	Marquette	35	551	15.7	431	12.3	1.28
5.	Butler	35	489	14.0	391	11.2	1.25
6.	Seton Hall	34	527	15.5	432	12.7	1.22
7.	Georgetown	30	522	17.4	458	15.3	1.14
8.	Providence	35	485	13.9	430	12.3	1.13
9.	DePaul	31	465	15.0	430	13.9	1.08
10.	St. John's	33	422	12.8	393	11.9	1.07

# 2017-18 Individual Statistics

## SCORING

##	Player-Team	Cl	G	FG	3FG	FT	Pts	Avg/G
1.	MARTIN, Kelan-BU	SR	18	144	58	78	424	23.6
2.	PONDS, Shamorie-SJU	SO	15	120	27	61	328	21.9
3.	FOSTER, Marcus-CU	SR	18	145	56	38	384	21.3
4.	HOWARD, Markus-MU	SO	17	118	52	57	345	20.3
5.	BRUNSON, Jalen-VU	JR	18	124	33	69	350	19.4
6.	ROWSEY, Andrew-MU	SR	18	106	59	77	348	19.3
7.	BLUIETT, Trevon-XU	SR	18	102	55	86	345	19.2
8.	RODRIGUEZ, Desi-SHU	SR	15	104	30	37	275	18.3
9.	BRIDGES, Mikal-VU	JR	18	116	45	51	328	18.2
10.	DERRICKSON, Marcus-GU	JR	17	97	29	70	293	17.2
11.	GOVAN, Jessie-GU	JR	18	113	7	66	299	16.6
12.	BALDWIN, Kamar-BU	SO	18	110	26	52	298	16.6
13.	POWELL, Myles-SHU	SO	18	93	52	59	297	16.5
14.	STRUS, Max-DPU	JR	18	95	43	59	292	16.2
15.	CARRINGTON, Khadeen-SHU	SR	18	92	28	78	290	16.1
16.	THOMAS, Khyri-CU	JR	18	104	38	41	287	15.9
17.	HAUSER, Sam-MU	SO	18	97	51	25	270	15.0
18.	DIVINCENZO, Donte-VU	SO	18	96	41	32	265	14.7
19.	CLARK II, Marvin-SJU	JR	18	88	40	37	253	14.1
20.	MARIC, Marin-DPU	SR	17	90	6	48	234	13.8
21.	DIALLO, Alpha-PC	SO	18	88	11	54	241	13.4
22.	CARTWRIGHT, Kyron-PC	SR	18	81	20	58	240	13.3
23.	DELGADO, Angel-SHU	SR	18	100	0	39	239	13.3
	SIMON, Justin-SJU	SO	18	91	7	50	239	13.3
25.	MACURA, J.P.-XU	SR	18	73	25	56	227	12.6
26.	BULLOCK, Rodney-PC	SR	17	69	20	47	205	12.1
27.	PASCHALL, Eric-VU	JR	16	71	21	29	192	12.0
28.	CAIN, Eli-DPU	JR	18	68	26	45	207	11.5
29.	AHMED, Bashir-SJU	SR	18	73	24	31	201	11.2
30.	KANTER, Kerem-XU	SR	18	79	7	31	196	10.9

## REBOUNDING

##	Player-Team	Cl	G	OFF	DEF	TOT	Avg/G
1.	DELGADO, Angel-SHU	SR	18	65	149	214	11.9
2.	GOVAN, Jessie-GU	JR	18	33	124	157	8.7
3.	DERRICKSON, Marcus-GU	JR	17	48	100	148	8.7
4.	SPELLMAN, Omari-VU	FR	18	32	105	137	7.6
5.	MARIC, Marin-DPU	SR	17	33	92	125	7.4
6.	DIALLO, Alpha-PC	SO	18	43	87	130	7.2
7.	HAUSER, Sam-MU	SO	18	16	104	120	6.7
8.	STRUS, Max-DPU	JR	18	33	86	119	6.6
9.	SIMON, Justin-SJU	SO	18	15	103	118	6.6
10.	OWENS, Tariq-SJU	JR	18	24	83	107	5.9
11.	McCALLUM, Tre'Darius-DPU	SR	18	26	79	105	5.8
12.	MARTIN, Kelan-BU	SR	18	14	89	103	5.7
	BLUIETT, Trevon-XU	SR	18	20	83	103	5.7
14.	HARRELL JR., Ronnie-CU	JR	15	17	68	85	5.7
15.	SANOGO, Ismael-SHU	SR	17	29	66	95	5.6
16.	WIDEMAN, Tyler-BU	SR	18	37	61	98	5.4
17.	BALDWIN, Kamar-BU	SO	18	6	88	94	5.2
18.	BULLOCK, Rodney-PC	SR	17	20	68	88	5.2
19.	JACKSON, Isaiah-PC	JR	18	22	70	92	5.1
	CLARK II, Marvin-SJU	JR	18	21	71	92	5.1

## FIELD GOAL PCT (MIN. 3.0 MADE PER GAME)

##	Player-Team	Cl	G	FG	FGA	Pct
1.	WIDEMAN, Tyler-BU	SR	18	59	90	.656
2.	PASCHALL, Eric-VU	JR	16	71	116	.612
3.	KANTER, Kerem-XU	SR	18	79	136	.581
4.	MARIC, Marin-DPU	SR	17	90	161	.559
5.	THOMAS, Khyri-CU	JR	18	104	190	.547
6.	HAUSER, Sam-MU	SO	18	97	187	.519
7.	BRIDGES, Mikal-VU	JR	18	116	226	.513
8.	DELGADO, Angel-SHU	SR	18	100	197	.508
9.	SPELLMAN, Omari-VU	FR	18	72	144	.500
	OWENS, Tariq-SJU	JR	18	69	138	.500
11.	MARSHALL, Naji-XU	FR	18	55	111	.495
12.	RODRIGUEZ, Desi-SHU	SR	15	104	210	.495
13.	ANIM, Sacar-MU	SO	18	59	120	.492
14.	DIVINCENZO, Donte-VU	SO	18	96	197	.487
15.	DERRICKSON, Marcus-GU	JR	17	97	200	.485

## 3-POINT FG PCT (MIN. 1.0 MADE PER GAME)

##	Player-Team	Cl	G	3FG	FGA	Pct
1.	HAUSER, Sam-MU	SO	18	51	95	.537
2.	DERRICKSON, Marcus-GU	JR	17	29	58	.500
3.	PASCHALL, Eric-VU	JR	16	21	46	.457
4.	HEGNER, Toby-CU	SR	18	27	63	.429
5.	THOMAS, Khyri-CU	JR	18	38	89	.427
6.	MARTIN, Kelan-BU	SR	18	58	136	.426
7.	BLUIETT, Trevon-XU	SR	18	55	130	.423
8.	FOSTER, Marcus-CU	SR	18	56	133	.421
9.	SPELLMAN, Omari-VU	FR	18	30	72	.417
10.	HOWARD, Markus-MU	SO	17	52	129	.403
11.	BRIDGES, Mikal-VU	JR	18	45	112	.402
12.	McDERMOTT, Sean-BU	SO	18	24	61	.393
13.	CLARK II, Marvin-SJU	JR	18	40	102	.392
14.	RODRIGUEZ, Desi-SHU	SR	15	30	77	.390
15.	PICKETT, Jamorko-GU	FR	18	40	104	.385

## FREE THROW PCT (MIN. 2.0 MADE PER GAME)

##	Player-Team	Cl	G	FTM	FTA	Pct
1.	ROWSEY, Andrew-MU	SR	18	77	83	.928
2.	HOWARD, Markus-MU	SO	17	57	63	.905
3.	BRIDGES, Mikal-VU	JR	18	51	58	.879
4.	BLAIR, Jahvon-GU	FR	18	50	57	.877
5.	CARRINGTON, Khadeen-SHU	SR	18	78	90	.867
6.	WIDEMAN, Tyler-BU	SR	18	43	50	.860
7.	MARTIN, Kelan-BU	SR	18	78	92	.848
8.	PONDS, Shamorie-SJU	SO	15	61	72	.847
9.	BLUIETT, Trevon-XU	SR	18	86	102	.843
10.	BRUNSON, Jalen-VU	JR	18	69	82	.841
11.	MACURA, J.P.-XU	SR	18	56	67	.836
12.	DERRICKSON, Marcus-GU	JR	17	70	85	.824
13.	CLARK II, Marvin-SJU	JR	18	37	45	.822
14.	MARIC, Marin-DPU	SR	17	48	59	.814
15.	JACKSON, Isaiah-PC	JR	18	55	68	.809

## ASSISTS

##	Player-Team	Cl	G	Assists	Avg/G
1.	CARTWRIGHT, Kyron-PC	SR	18	105	5.83
2.	SIMON, Justin-SJU	SO	18	101	5.61
3.	CAIN, Eli-DPU	JR	18	92	5.11
4.	PONDS, Shamorie-SJU	SO	15	76	5.07
5.	CARRINGTON, Khadeen-SHU	SR	18	87	4.83
	ROWSEY, Andrew-MU	SR	18	87	4.83
7.	BRUNSON, Jalen-VU	JR	18	86	4.78
8.	GOODIN, Quentin-XU	SO	18	77	4.28
9.	DIVINCENZO, Donte-VU	SO	18	70	3.89
10.	BALDWIN, Kamar-BU	SO	18	61	3.39



## STEALS

##	Player-Team	Cl	G	Steals	Avg/G
1.	SIMON, Justin-SJU	SO	18	46	2.56
2.	PONDS, Shamorie-SJU	SO	15	35	2.33
3.	THOMAS, Khyri-CU	JR	18	31	1.72
	CARTWRIGHT, Kyron-PC	SR	18	31	1.72
5.	DIVINCENZO, Donte-VU	SO	18	26	1.44
6.	CLARK II, Marvin-SJU	JR	18	25	1.39
	BRIDGES, Mikal-VU	JR	18	25	1.39
	McCALLUM, Tre'Darius-DPU	SR	18	25	1.39
9.	BALDWIN, Kamar-BU	SO	18	24	1.33
10.	PASCHALL, Eric-VU	JR	16	21	1.31
11.	DIALLO, Alpha-PC	SO	18	22	1.22
	THOMPSON, Aaron-BU	FR	18	22	1.22
13.	HOWARD, Markus-MU	SO	17	20	1.18
14.	JORGENSEN, Paul-BU	JR	18	21	1.17
	MOSELY, Jagan-GU	SO	18	21	1.17

## BLOCKED SHOTS

##	Player-Team	Cl	G	Blocks	Avg/G
1.	OWENS, Tariq-SJU	JR	18	48	2.67
2.	SPELLMAN, Omari-VU	FR	18	26	1.44
3.	WATSON, Nate-PC	FR	18	18	1.00
4.	SANOGO, Ismael-SHU	SR	17	16	0.94
5.	JOHN, Theo-MU	FR	16	15	0.94
6.	DELGADO, Angel-SHU	SR	18	16	0.89
	BRIDGES, Mikal-VU	JR	18	16	0.89
8.	BULLOCK, Rodney-PC	SR	17	15	0.88
9.	SIMON, Justin-SJU	SO	18	14	0.78
	GOVAN, Jessie-GU	JR	18	14	0.78
11.	HELDT, Matt-MU	JR	18	12	0.67
12.	LINDSEY, Jalen-PC	SR	17	11	0.65
13.	YOUNG, Kalif-PC	SO	18	11	0.61
	O'MARA, Sean-XU	SR	18	11	0.61
15.	DERRICKSON, Marcus-GU	JR	17	10	0.59
	MARIC, Marin-DPU	SR	17	10	0.59
	REED, Paul-DPU	FR	17	10	0.59

## ASSIST/TURNOVER RATIO (MIN. 3.0 ASSISTS/GAME)

##	Player-Team	Cl	G	Asst	Avg	Turn	Avg Ratio
1.	MINTZ, Davion-CU	SO	18	59	3.3	22	1.2 2.68
2.	BRUNSON, Jalen-VU	JR	18	86	4.8	34	1.9 2.53
3.	CARRINGTON, Khadeen-SHU	SR	18	87	4.8	42	2.3 2.07
4.	DIVINCENZO, Donte-VU	SO	18	70	3.9	34	1.9 2.06
5.	ROWSEY, Andrew-MU	SR	18	87	4.8	45	2.5 1.93
6.	GOODIN, Quentin-XU	SO	18	77	4.3	40	2.2 1.93
7.	CAIN, Eli-DPU	JR	18	92	5.1	49	2.7 1.88
8.	CARTWRIGHT, Kyron-PC	SR	18	105	5.8	59	3.3 1.78
9.	THOMAS, Khyri-CU	JR	18	54	3.0	31	1.7 1.74
10.	PONDS, Shamorie-SJU	SO	15	76	5.1	44	2.9 1.73

## SCORING OFFENSE

##	Team	G	W-L	Pts	Avg/G
1.	Villanova	18	14-4	1584	88.0
2.	Xavier	18	15-3	1491	82.8
3.	Marquette	18	9-9	1460	81.1
4.	Butler	18	9-9	1458	81.0
5.	Creighton	18	10-8	1427	79.3
6.	Seton Hall	18	10-8	1407	78.2
7.	Georgetown	18	5-13	1374	76.3
8.	Providence	18	10-8	1310	72.8
9.	St. John's	18	4-14	1292	71.8
10.	DePaul	18	4-14	1272	70.7

## SCORING DEFENSE

##	Team	G	Pts	Avg/G
1.	Providence	18	1342	74.6
2.	Villanova	18	1374	76.3
3.	Butler	18	1384	76.9
4.	Creighton	18	1398	77.7
	Seton Hall	18	1398	77.7
6.	St. John's	18	1401	77.8
7.	DePaul	18	1403	77.9
8.	Xavier	18	1415	78.6
9.	Marquette	18	1466	81.4
10.	Georgetown	18	1494	83.0

## SCORING MARGIN

##	Team	G	OFF	DEF	Margin
1.	Villanova	18	88.0	76.3	+11.7
2.	Xavier	18	82.8	78.6	+4.2
3.	Butler	18	81.0	76.9	+4.1
4.	Creighton	18	79.3	77.7	+1.6
5.	Seton Hall	18	78.2	77.7	+0.5
6.	Marquette	18	81.1	81.4	-0.3
7.	Providence	18	72.8	74.6	-1.8
8.	St. John's	18	71.8	77.8	-6.1
9.	Georgetown	18	76.3	83.0	-6.7
10.	DePaul	18	70.7	77.9	-7.3

## FREE THROW PCT

##	Team	G	FTM	FTA	Pct
1.	Marquette	18	228	284	.803
2.	Butler	18	239	301	.794
3.	Xavier	18	321	414	.775
4.	Georgetown	18	307	396	.775
5.	Villanova	18	234	303	.772
6.	Creighton	18	208	271	.768
7.	Providence	18	293	402	.729
8.	St. John's	18	208	288	.722
9.	Seton Hall	18	268	374	.717
10.	DePaul	18	216	309	.699

## FIELD GOAL PERCENTAGES

##	Team	G	FG	FGA	Pct
1.	Villanova	18	572	1119	.511
2.	Creighton	18	519	1077	.482
3.	Xavier	18	514	1076	.478
4.	Marquette	18	518	1102	.470
5.	Butler	18	531	1130	.470
6.	Seton Hall	18	502	1098	.457
7.	St. John's	18	477	1082	.441
8.	Providence	18	453	1044	.434
9.	Georgetown	18	464	1070	.434
10.	DePaul	18	472	1110	.425

## FIELD GOAL PCT DEFENSE

##	Team	G	FG	FGA	Pct
1.	St. John's	18	480	1077	.446
2.	Villanova	18	497	1112	.447
3.	Seton Hall	18	506	1118	.453
4.	DePaul	18	488	1065	.458
5.	Providence	18	485	1057	.459
6.	Creighton	18	524	1138	.460
7.	Butler	18	475	1026	.463
8.	Xavier	18	527	1131	.466
9.	Georgetown	18	529	1126	.470
10.	Marquette	18	511	1058	.483

# 2017-18 Team Statistics

## 3-POINT FG PCT

##	Team	G	FG	FGA	Pct
1.	Marquette	18	196	437	.449
2.	Providence	18	123	330	.373
3.	Creighton	18	144	387	.372
4.	Butler	18	132	380	.347
5.	Villanova	18	147	424	.347
6.	DePaul	18	112	331	.338
7.	Xavier	18	120	364	.330
8.	St. John's	18	128	389	.329
9.	Seton Hall	18	119	362	.329
10.	Georgetown	18	108	333	.324

## 3-POINT FG PCT DEFENSE

##	Team	G	FG	FGA	Pct
1.	Villanova	18	128	379	.338
2.	Providence	18	127	375	.339
3.	Seton Hall	18	146	420	.348
4.	Creighton	18	154	434	.355
5.	Xavier	18	173	483	.358
6.	Butler	18	133	366	.363
7.	DePaul	18	161	442	.364
8.	Marquette	18	126	344	.366
9.	Georgetown	18	177	458	.386
10.	St. John's	18	184	463	.397

## REBOUNDING OFFENSE

##	Team	G	Reb	Avg/G
1.	DePaul	18	691	38.4
2.	Seton Hall	18	672	37.3
3.	Xavier	18	669	37.2
4.	Georgetown	18	660	36.7
5.	Providence	18	634	35.2
6.	Butler	18	613	34.1
7.	Villanova	18	606	33.7
8.	Marquette	18	593	32.9
9.	Creighton	18	586	32.6
10.	St. John's	18	563	31.3

## REBOUNDING DEFENSE

##	Team	G	Reb	Avg/G
1.	Xavier	18	567	31.5
2.	Butler	18	607	33.7
3.	Marquette	18	611	33.9
4.	Villanova	18	623	34.6
5.	DePaul	18	626	34.8
6.	Georgetown	18	627	34.8
7.	Seton Hall	18	628	34.9
8.	Providence	18	634	35.2
9.	Creighton	18	648	36.0
10.	St. John's	18	716	39.8

## BLOCKED SHOTS

##	Team	G	Blocks	Avg/G
1.	St. John's	18	83	4.61
2.	Villanova	18	67	3.72
3.	Providence	18	61	3.39
4.	Seton Hall	18	60	3.33
5.	DePaul	18	56	3.11
	Marquette	18	56	3.11
7.	Georgetown	18	50	2.78
8.	Butler	18	48	2.67
9.	Xavier	18	43	2.39
10.	Creighton	18	33	1.83

## ASSISTS

##	Team	G	Assists	Avg/G
1.	Villanova	18	303	16.83
2.	Creighton	18	297	16.50
3.	Georgetown	18	296	16.44
4.	Xavier	18	293	16.28
5.	Marquette	18	288	16.00
6.	Seton Hall	18	282	15.67
7.	DePaul	18	277	15.39
8.	Butler	18	255	14.17
9.	Providence	18	246	13.67
10.	St. John's	18	236	13.11

## STEALS

##	Team	G	Steals	Avg/G
1.	St. John's	18	153	8.50
2.	Providence	18	122	6.78
3.	DePaul	18	116	6.44
4.	Butler	18	114	6.33
5.	Seton Hall	18	112	6.22
6.	Villanova	18	111	6.17
7.	Marquette	18	109	6.06
8.	Xavier	18	106	5.89
9.	Creighton	18	97	5.39
10.	Georgetown	18	92	5.11

## REBOUNDING MARGIN

##	Team	G	TEAM	Avg	OPP	Avg	Margin
1.	Xavier	18	669	37.2	567	31.5	+5.7
2.	DePaul	18	691	38.4	626	34.8	+3.6
3.	Seton Hall	18	672	37.3	628	34.9	+2.4
4.	Georgetown	18	660	36.7	627	34.8	+1.8
5.	Butler	18	613	34.1	607	33.7	+0.3
6.	Providence	18	634	35.2	634	35.2	+0.0
7.	Villanova	18	606	33.7	623	34.6	-0.9
8.	Marquette	18	593	32.9	611	33.9	-1.0
9.	Creighton	18	586	32.6	648	36.0	-3.4
10.	St. John's	18	563	31.3	716	39.8	-8.5

## TURNOVER MARGIN

##	Team	G	TEAM	Avg	OPP	Avg	Margin
1.	St. John's	18	212	11.8	264	14.7	+2.89
2.	Villanova	18	179	9.9	228	12.7	+2.72
3.	Butler	18	190	10.6	232	12.9	+2.33
4.	Providence	18	216	12.0	226	12.6	+0.56
5.	Creighton	18	208	11.6	208	11.6	+0.00
6.	Marquette	18	222	12.3	212	11.8	-0.56
7.	Seton Hall	18	214	11.9	198	11.0	-0.89
8.	Xavier	18	228	12.7	211	11.7	-0.94
9.	DePaul	18	281	15.6	238	13.2	-2.39
10.	Georgetown	18	283	15.7	216	12.0	-3.72

## ASSIST/TURNOVER RATIO

##	Team	G	Asst	Avg	Turn	Avg	Ratio
1.	Villanova	18	303	16.8	179	9.9	1.69
2.	Creighton	18	297	16.5	208	11.6	1.43
3.	Butler	18	255	14.2	190	10.6	1.34
4.	Seton Hall	18	282	15.7	214	11.9	1.32
5.	Marquette	18	288	16.0	222	12.3	1.30
6.	Xavier	18	293	16.3	228	12.7	1.29
7.	Providence	18	246	13.7	216	12.0	1.14
8.	St. John's	18	236	13.1	212	11.8	1.11
9.	Georgetown	18	296	16.4	283	15.7	1.05
10.	DePaul	18	277	15.4	281	15.6	0.99

**INDIVIDUAL PLAYER GAME HIGHS** (ALL GAMES)**Points**

- 52 HOWARD, Markus (Marquette) at Providence (1/3/18)
- 44 PONDS, Shamorie (St. John's) vs Marquette (2/10/18)
- 37 HOWARD, Markus (Marquette) at Villanova (01/06/18)
- 37 MARTIN, Kelan (Butler) vs Marquette (1/12/18)

**Field goals made**

- 17 HOWARD, Markus (Marquette) at Providence (1/3/18)
- 16 PONDS, Shamorie (St. John's) vs Marquette (2/10/18)

**Field goal attempts**

- 29 HOWARD, Markus (Marquette) at Providence (1/3/18)
- 28 PONDS, Shamorie (St. John's) vs Villanova (1/13/18)

**Field goal percentage**

- 1.000 (7-7) EPPERSON, Jacob (Creighton) vs Marquette (2/17/18)
- 1.000 (6-6) KANTER, Kerem (Xavier) vs Arizona State (11/24/17)
- 1.000 (6-6) JONES, Tyrrique (Xavier) vs Kent State (12/06/17)
- 1.000 (6-6) JOHNSON, Kaleb (Georgetown) vs Howard (12/07/17)
- 1.000 (6-6) JOHN, Theo (Marquette) vs Providence (2/3/18)

**3-Pt FG made**

- 11 HOWARD, Markus (Marquette) vs Chicago State (11/29/17)
- 11 HOWARD, Markus (Marquette) at Providence (1/3/18)
- 8 MARTIN, Kelan (Butler) at Villanova (2/10/18)
- 8 BLUIETT, Trevon (Xavier) vs Seton Hall (2/14/18)

**3-Pt FG attempts**

- 19 HOWARD, Markus (Marquette) at Providence (1/3/18)
- 17 ROWSEY, Andrew (Marquette) vs Xavier (12/27/17)
- 15 HOWARD, Markus (Marquette) vs Chicago State (11/29/17)
- 15 ROWSEY, Andrew (Marquette) at St. John's (2/10/18)

**3-Pt percentage**

- 1.000 (6-6) BRIDGES, Mikal (Villanova) vs Lafayette (11/17/17)
- 1.000 (6-6) CARRINGTON, Khadeen (Seton Hall) vs Wagner (12/20/17)
- 1.000 (4-4) GATES, Kaiser (Xavier) vs Morehead State (11/10/17)
- 1.000 (4-4) LINDSEY, Jalen (Providence) vs Boston College (11/25/17)
- 1.000 (4-4) BADDLEY, Henry (Butler) vs Western Illinois (12/21/17)
- 1.000 (4-4) MARTIN, Kelan (Butler) vs Villanova (12/30/17)

**Free throws made**

- 16 ROWSEY, Andrew (Marquette) vs LSU (11/22/17)
- 15 PONDS, Shamorie (St. John's) vs Oregon State (11/23/27)

**Free throw attempts**

- 16 ROWSEY, Andrew (Marquette) vs LSU (11/22/17)
- 16 BULLOCK, Rodney (Providence) vs Brown (12/6/17)

**Free throw percentage**

- 1.000 (16-16) ROWSEY, Andrew (Marquette) vs LSU (11/22/17)
- 1.000 (15-15) PONDS, Shamorie (St. John's) vs Oregon State (11/23/27)
- 1.000 (13-13) BLUIETT, Trevon (Xavier) vs Seton Hall (2/14/18)
- 1.000 (11-11) ROWSEY, Andrew (Marquette) vs Georgetown (12/30/17)
- 1.000 (10-10) BLUIETT, Trevon (Xavier) at Wisconsin (11/16/17)
- 1.000 (10-10) STRUS, Max (DePaul) vs Michigan State (11/23/17)
- 1.000 (10-10) DERRICKSON, Marcus (Georgetown) at DePaul (1/2/18)
- 1.000 (10-10) HOWARD, Markus (Marquette) at Seton Hall (2/07/18)
- 1.000 (10-10) GOVAN, Jessie (Georgetown) at Villanova (3/3/18)
- 1.000 (9-9) ROWSEY, Andrew (Marquette) vs VCU (11/20/17)
- 1.000 (9-9) BRUNSON, Jalen (Villanova) vs Tennessee (11/23/17)
- 1.000 (9-9) HOWARD, Markus (Marquette) vs Northern Illinois (12/18/17)
- 1.000 (9-9) KANTER, Kerem (Xavier) vs Marshall (12/19/17)
- 1.000 (9-9) MARTIN, Kelan (Butler) vs Marquette (1/12/18)
- 1.000 (9-9) HOWARD, Markus (Marquette) vs Harvard (3/14/18)

**Rebounds**

- 23 DELGADO, Angel (Seton Hall) vs Kansas (3/17/18)
- 21 DELGADO, Angel (Seton Hall) at Rutgers (12/16/17)
- 19 DELGADO, Angel (Seton Hall) at DePaul (1/28/18)
- 19 DELGADO, Angel (Seton Hall) vs DePaul (2/18/18)

**Assists**

- 15 CARTWRIGHT, Kyron (Providence) at St. John's (12/28/17)
- 12 GOODIN, Quentin (Xavier) vs Villanova (2/17/18)

**Steals**

- 6 SIMON, Justin (St. John's) vs Oregon State (11/23/27)
- 6 POWELL, Myles (Seton Hall) vs Georgetown (1/13/18)
- 6 PONDS, Shamorie (St. John's) vs Xavier (1/30/18)

**Blocked shots**

- 8 OWENS, Tariq (St. John's) vs Georgetown (1/9/18)
- 6 OWENS, Tariq (St. John's) vs Nebraska (11/16/17)
- 6 OWENS, Tariq (St. John's) vs Iona (12/17/17)

**Turnovers**

- 10 SIMON, Justin (St. John's) at Providence (3/3/18)
- 9 CARTWRIGHT, Kyron (Providence) vs Marquette (1/3/18)

**TEAM GAME HIGHS** (ALL GAMES)**Points**

- 116 Creighton vs USC Upstate (12/20/17)
- 113 Villanova vs Nicholls (11/14/17)
- 111 Creighton vs North Dakota (12/5/17)

**Margin**

- 61 (107-46) Butler vs Western Illinois (12/21/17)
- 54 (116-62) Creighton vs USC Upstate (12/20/17)
- 52 (101-49) Xavier vs Morehead State (11/10/17)

**Field goals made**

- 42 Villanova vs Nicholls (11/14/17)
- 42 Creighton vs USC Upstate (12/20/17)
- 41 Creighton vs North Dakota (12/5/17)

**Field goal attempts**

- 80 Butler at Xavier (1/2/18)
- 75 St. John's at Georgetown (01/20/18)

**Field goal percentage**

- .679 (36-53) Xavier vs Morehead State (11/10/17)
- .646 (42-65) Creighton vs USC Upstate (12/20/17)
- .623 (38-61) Villanova vs Lafayette (11/17/17)

**3-Pt FG made**

- 19 Villanova at Saint Joseph's (12/2/17)
- 19 Creighton vs USC Upstate (12/20/17)
- 19 Villanova vs Creighton (2/1/18)

**3-Pt FG attempts**

- 41 Villanova vs Alabama (3/17/18)
- 40 Villanova at Connecticut (1/20/18)
- 40 Villanova vs Kansas (3/31/18)

**3-Pt percentage**

- .900 (9-10) Providence vs Saint Louis (11/17/17)
- .682 (15-22) Butler vs Villanova (12/30/17)
- .643 (9-14) Xavier vs Colorado (12/09/17)

**Free throws made**

- 33 Villanova vs Tennessee (11/23/17)
- 32 Providence vs Marquette (1/3/18)

**Free throw attempts**

- 41 Providence vs Marquette (1/3/18)
- 41 Xavier vs Georgetown (2/3/18)
- 39 Seton Hall vs NC State (3/15/18)

**Free throw percentage**

- 1.000 (13-13) Marquette vs Seton Hall (1/9/18)
- 1.000 (13-13) Villanova vs Georgetown (3/3/18)
- 1.000 (11-11) Butler at Maryland (11/15/17)
- 1.000 (10-10) Providence vs Belmont (11/22/17)
- 1.000 (10-10) Marquette at Wisconsin (12/9/17)
- 1.000 (9-9) Butler at Villanova (2/10/18)
- 1.000 (6-6) Creighton vs Xavier (2/10/18)



# CONFERENCE GAMES ONLY

# 2017-18 Game Highs

## Rebounds

- 52 DePaul vs Delaware State (11/13/17)
- 51 Georgetown vs Mount St. Mary's (11/15/17)
- 51 Villanova vs Texas Tech (3/25/18)

## Assists

- 32 Creighton vs USC Upstate (12-20-17)
- 28 Villanova vs Nicholls (11/14/17)
- 27 Creighton vs SIUE (11-25-17)

## Steals

- 15 St. John's vs Sacred Heart (12/2/17)
- 14 St. John's vs Oregon State (11/23/27)
- 14 Butler vs DePaul (2/3/18)

## Blocked shots

- 15 St. John's vs UCF (11/26/17)
- 13 Villanova vs Nicholls (11/14/17)
- 12 Georgetown vs North Texas (12/20/17)

## Turnovers

- 25 Georgetown at Marquette (12/30/17)
- 24 St. John's vs Butler (2/28/18)

## Fouls

- 32 DePaul at Illinois (11/17/17)
- 29 Marquette vs Oregon (3/18/18)

## INDIVIDUAL PLAYER GAME HIGHS

(CONFERENCE GAMES ONLY)

### Points

- 52 HOWARD, Markus (Marquette) at Providence (1/3/18)
- 44 PONDS, Shamorie (St. John's) vs Marquette (2/10/18)
- 37 HOWARD, Markus (Marquette) at Villanova (1/6/18)
- 37 MARTIN, Kelan (Butler) vs Marquette (1/12/18)
- 37 PONDS, Shamorie (St. John's) vs Villanova (1/13/18)
- 37 BLUIETT, Trevon (Xavier) vs Seton Hall (2/14/18)

### Field goals made

- 17 HOWARD, Markus (Marquette) at Providence (1/3/18)
- 16 PONDS, Shamorie (St. John's) vs Marquette (2/10/18)
- 15 PONDS, Shamorie (St. John's) vs Villanova (1/13/18)

### Field goal attempts

- 29 HOWARD, Markus (Marquette) at Providence (1/3/18)
- 28 PONDS, Shamorie (St. John's) vs Villanova (1/13/18)

### Field goal percentage

- 1.000 (7-7) EPPERSON, Jacob (Creighton) vs Marquette (2/17/18)
- 1.000 (6-6) KANTER, Kerem (Xavier) vs Arizona State (11/24/17)
- 1.000 (6-6) JONES, Tyrique (Xavier) vs Kent State (12/6/17)
- 1.000 (6-6) JOHNSON, Kaleb (Georgetown) vs Howard (12/7/17)
- 1.000 (6-6) JOHN, Theo (Marquette) vs Providence (2/3/18)

### 3-Pt FG made

- 11 HOWARD, Markus (Marquette) vs Chicago State (11/29/17)
- 11 HOWARD, Markus (Marquette) at Providence (1/3/18)
- 8 MARTIN, Kelan (Butler) at Villanova (2/10/18)
- 8 BLUIETT, Trevon (Xavier) vs Seton Hall (2/14/18)

### 3-Pt FG attempts

- 19 HOWARD, Markus (Marquette) at Providence (1/3/18)
- 17 ROWSEY, Andrew (Marquette) vs Xavier (12/27/17)
- 15 HOWARD, Markus (Marquette) vs Chicago State (11/29/17)
- 15 ROWSEY, Andrew (Marquette) at St. John's (2/10/18)

### 3-Pt percentage

- 1.000 (6-6) BRIDGES, Mikal (Villanova) vs Lafayette (11/17/17)
- 1.000 (6-6) CARRINGTON, Khadeen (Seton Hall) vs Wagner (12/20/17)
- 1.000 (4-4) GATES, Kaiser (Xavier) vs Morehead State (11/10/17)
- 1.000 (4-4) LINDSEY, Jalen (Providence) vs Boston College (11/25/17)
- 1.000 (4-4) BADDLEY, Henry (Butler) vs Western Illinois (12/21/17)
- 1.000 (4-4) MARTIN, Kelan (Butler) vs Villanova (12/30/17)

## Free throws made

- 16 ROWSEY, Andrew (Marquette) vs LSU (11/22/17)
- 15 PONDS, Shamorie (St. John's) vs Oregon State (11/23/27)

## Free throw attempts

- 16 ROWSEY, Andrew (Marquette) vs LSU (11/22/17)
- 16 BULLOCK, Rodney (Providence) vs Brown (12/6/17)

## Free throw percentage

- 1.000 (16-16) ROWSEY, Andrew (Marquette) vs LSU (11/22/17)
- 1.000 (15-15) PONDS, Shamorie (St. John's) vs Oregon State (11/23/27)
- 1.000 (13-13) BLUIETT, Trevon (Xavier) vs Seton Hall (2/14/18)
- 1.000 (11-11) ROWSEY, Andrew (Marquette) vs Georgetown (12/30/17)
- 1.000 (10-10) BLUIETT, Trevon (Xavier) at Wisconsin (11/16/17)
- 1.000 (10-10) STRUS, Max (DePaul) vs Michigan State (11/23/17)
- 1.000 (10-10) DERRICKSON, Marcus (Georgetown) at DePaul (1/2/18)
- 1.000 (10-10) HOWARD, Markus (Marquette) at Seton Hall (2/7/18)
- 1.000 (10-10) GOVAN, Jessie (Georgetown) at Villanova (3/3/18)
- 1.000 (9-9) ROWSEY, Andrew (Marquette) vs VCU (11/20/17)
- 1.000 (9-9) BRUNSON, Jalen (Villanova) vs Tennessee (11/23/17)
- 1.000 (9-9) HOWARD, Markus (Marquette) vs Northern Illinois (12/18/17)
- 1.000 (9-9) KANTER, Kerem (Xavier) vs Marshall (12/19/17)
- 1.000 (9-9) MARTIN, Kelan (Butler) vs Marquette (1/12/18)
- 1.000 (9-9) HOWARD, Markus (Marquette) vs Harvard (3/14/18)
- 1.000 (8-8) MARIC, Marin (DePaul) vs Oregon (11/24/17)
- 1.000 (8-8) SIMON, Justin (St. John's) vs Grand Canyon (12/5/17)
- 1.000 (8-8) PONDS, Shamorie (St. John's) vs Iona (12/17/17)
- 1.000 (8-8) MACURA, J.P. (Xavier) vs DePaul (12/30/17)
- 1.000 (8-8) JACKSON, Isaiah (Providence) vs Xavier (1/6/18)
- 1.000 (8-8) BALDWIN, Kamar (Butler) at DePaul (1/20/18)
- 1.000 (8-8) CARTWRIGHT, Kyron (Providence) vs Creighton (1/20/18)
- 1.000 (8-8) JOSEPH, Kaleb (Creighton) at Villanova (2/01/18)
- 1.000 (8-8) MARTIN, Kelan (Butler) vs Xavier (2/6/18)
- 1.000 (8-8) MARIC, Marin (DePaul) at Providence (2/10/18)
- 1.000 (8-8) CARRINGTON, Khadeen (Seton Hall) at Providence (2/21/18)
- 1.000 (8-8) BLUIETT, Trevon (Xavier) vs Providence (2/28/18)
- 1.000 (8-8) WIDEMAN, Tyler (Butler) at Seton Hall (3/3/18)
- 1.000 (8-8) BLUIETT, Trevon (Xavier) vs Providence (3/9/18)
- 1.000 (8-8) MARTIN, Kelan (Butler) vs Purdue (3/18/18)

## Rebounds

- 23 DELGADO, Angel (Seton Hall) vs Kansas (3/17/18)
- 21 DELGADO, Angel (Seton Hall) at Rutgers (12/16/17)
- 19 DELGADO, Angel (Seton Hall) at DePaul (1/28/18)
- 19 DELGADO, Angel (Seton Hall) vs DePaul (2/18/18)

## Assists

- 15 CARTWRIGHT, Kyron (Providence) at St. John's (12/28/17)
- 12 GOODIN, Quentin (Xavier) vs Villanova (2/17/18)

## Steals

- 6 SIMON, Justin (St. John's) vs Oregon State (11/23/27)
- 6 POWELL, Myles (Seton Hall) vs Georgetown (1/13/18)
- 6 PONDS, Shamorie (St. John's) vs Xavier (1/30/18)

## Blocked shots

- 8 OWENS, Tariq (St. John's) vs Georgetown (1/9/18)
- 6 OWENS, Tariq (St. John's) vs Iona (12/17/17)

## Turnovers

- 10 SIMON, Justin (St. John's) at Providence (3/3/18)
- 9 CARTWRIGHT, Kyron (Providence) vs Marquette (1/3/18)

# 2017-18 Team Highs & Opponent Game Lows



## TEAM GAME HIGHS

(CONFERENCE GAMES ONLY)

### Points

- 103 Villanova at DePaul (12/27/17)
- 12 Xavier vs Seton Hall (2/14/18)
- 101 Butler vs Villanova (12/30/17)

### Margin

- 32 (88-56) Villanova at Georgetown (01/17/18)
- 31 (93-62) Villanova vs DePaul (2/21/18)
- 25 (70-45) Butler vs St. John's (1/27/18)
- 25 (82-57) Creighton vs DePaul (2/27/18)

### Field goals made

- 38 Villanova at DePaul (12/27/17)
- 38 Villanova at Butler (12/30/17)
- 38 Butler vs Marquette (1/12/18)
- 38 Villanova at Xavier (2/17/18)

### Field goal attempts

- 80 Butler at Xavier (1/2/18)
- 75 St. John's at Georgetown (1/20/18)

### Field goal percentage

- .604 (29-48) DePaul at Providence (2/10/18)
- .63 (38-63) Villanova at Xavier (2/17/18)

### 3-Pt FG made

- 19 Villanova vs Creighton (2/1/18)
- 18 Marquette at Georgetown (2/26/18)
- 17 Villanova at Georgetown (1/17/18)

### 3-Pt FG attempts

- 39 Villanova vs Creighton (2/1/18)
- 39 Villanova at Creighton (2/24/18)
- 38 Marquette vs Xavier (12/27/17)

### 3-Pt percentage

- .682 (15-22) Butler vs Villanova (12/30/17)
- .632 (12-19) Marquette at Seton Hall (2/7/18)
- .581 (18-31) Marquette at Georgetown (2/26/18)

### Free throws made

- 32 Providence vs Marquette (1/3/18)
- 31 Georgetown at DePaul (1/2/18)
- 31 Xavier vs Georgetown (2/3/18)

### Free throw attempts

- 41 Providence vs Marquette (1/3/18)
- 41 Xavier vs Georgetown (2/3/18)
- 38 Providence at Marquette (2/3/18)

### Free throw percentage

- 1.000 (13-13) Marquette vs Seton Hall (1/9/18)
- 1.000 (13-13) Villanova vs Georgetown (3/3/18)
- 1.000 (11-11) Butler at Maryland (11/15/17)
- 1.000 (10-10) Providence vs Belmont (11/22/17)
- 1.000 (10-10) Marquette at Wisconsin (12/9/17)
- 1.000 (9-9) Butler at Villanova (2/10/18)
- 1.000 (6-6) Creighton vs Xavier (2/10/18)

### Rebounds

- 50 DePaul vs Villanova (12/27/17)
- 49 Georgetown at St. John's (1/9/18)
- 49 DePaul vs Marquette (2/24/18)

### Assists

- 26 Creighton vs Marquette (2/17/18)
- 25 Villanova at Xavier (2/17/18)
- 25 Villanova vs Georgetown (3/3/18)

### Steals

- 14 Butler vs DePaul (2/3/18)
- 13 Xavier vs DePaul (12/30/17)
- 13 St. John's at Creighton (1/3/18)
- 13 St. John's vs Georgetown (1/9/18)
- 13 St. John's at Georgetown (1/20/18)
- 13 DePaul at Providence (2/10/18)
- 13 Butler at St. John's (2/28/18)

### Blocked shots

- 10 St. John's vs Georgetown (1/9/18)
- 9 Providence vs Xavier (1/6/18)

### Turnovers

- 25 Georgetown at Marquette (12/30/17)
- 24 St. John's vs Butler (2/28/18)

### Fouls

- 28 Marquette at Providence (1/3/18)
- 28 Georgetown at Xavier (2/3/18)
- 27 Seton Hall at Xavier (2/14/18)

## OPPONENT GAME LOWS

(ALL GAMES)

### Points

- 36 Creighton vs Maryland Eastern Shore (12/15/17)
- 43 St. John's vs Molloy (11/20/17)
- 43 St. John's vs UCF (11/26/17)

### Field goals made

- 13 Creighton vs Maryland Eastern Shore (12/15/17)
- 14 Xavier vs Morehead State (11/10/17)
- 14 St. John's vs UCF (11/26/17)
- 14 Butler vs Saint Louis (12/2/17)

### Field goal attempts

- 43 Seton Hall vs Monmouth (11/12/17)
- 45 Butler vs Princeton (11/12/17)

### Field goal percentage

- .236 (13-55) Creighton vs Maryland Eastern Shore (12/15/17)
- .237 (14-59) Xavier vs Morehead State (11/10/17)

### 3-Pt FG made

- 1 St. John's vs UCF (11/26/17)
- 1 Butler vs Western Illinois (12/21/17)
- 1 Villanova at St. John's (1/13/18)

### 3-Pt FG attempts

- 10 Marquette vs Northern Illinois (12/18/17)
- 11 Villanova vs Western Kentucky (11/22/17)

### 3-Pt percentage

- .067 (1-15) Butler vs Western Illinois (12/21/17)
- .77 (1-13) St. John's vs UCF (11/26/17)

### Free throws made

- 0 Villanova vs UNI (11/24/17)
- 0 Villanova vs DePaul (2/21/18)
- 2 Creighton vs Nebraska (12/9/17)

# 2017-18 Opponent Game Lows

## Free throw attempts

- 0 Villanova vs UNI (11/24/17)
- 1 Villanova vs DePaul (2/21/18)
- 3 Creighton vs Nebraska (12/9/17)

## Free throw percentage

- .000 (0-0) Villanova vs UNI (11/24/17)
- .000 (0-1) Villanova vs DePaul (2/21/18)
- .375 (3-8) Georgetown vs Howard (12/7/17)

## Rebounds

- 18 Butler vs Princeton (11/12/17)
- 20 Marquette vs American (12/21/17)
- 21 Xavier vs St. John's (1/17/18)

## Assists

- 4 Butler vs Saint Louis (12/2/17)
- 5 Xavier vs Morehead State (11/10/17)
- 5 Creighton vs Maryland Eastern Sho (12-15-17)
- 5 Butler vs Western Illinois (12/21/17)

## Steals

- 0 Georgetown vs Alabama A&M (12/23/17)
- 0 Butler vs Marquette (1/12/18)
- 0 Seton Hall vs Marquette (2/7/18)
- 0 Butler vs Seton Hall (3/8/18)

## Blocked shots

- 0 Several

## Turnovers

- 3 Marquette at Butler (1/12/18)
- 4 Butler vs Villanova (12/30/17)
- 4 Marquette at Seton Hall (2/7/18)
- 4 Georgetown vs Providence (2/24/18)
- 4 Marquette vs Creighton (3/3/18)

## Fouls

- 6 Creighton vs Bemidji State (2-13-18)
- 8 DePaul at Villanova (2/21/18)

## OPPONENT GAME LOWS

(CONFERENCE GAMES ONLY)

### Points

- 45 Butler vs St. John's (1/27/18)
- 52 Marquette vs DePaul (1/15/18)
- 54 Butler vs Providence (2/17/18)

### Field goals made

- 16 Butler vs St. John's (1/27/18)
- 18 Butler vs Providence (2/17/18)

### Field goal attempts

- 47 DePaul vs Butler (1/20/18)
- 48 Marquette vs Georgetown (12/30/17)
- 48 St. John's vs Creighton (1/23/18)
- 48 Providence vs DePaul (2/10/18)

### Field goal percentage

- .291 (16-55) Butler vs St. John's (1/27/18)
- .299 (20-67) Marquette vs DePaul (1/15/18)

## 3-Pt FG made

- 1 Villanova at St. John's (1/13/18)
- 2 Marquette at Providence (1/3/18)
- 2 Marquette vs DePaul (1/15/18)
- 2 Seton Hall vs Providence (1/31/18)
- 2 DePaul at Providence (2/10/18)

## 3-Pt FG attempts

- 12 Marquette at Providence (1/3/18)
- 12 Villanova at St. John's (1/13/18)
- 12 Marquette vs DePaul (1/15/18)
- 12 Butler vs DePaul (2/3/18)
- 12 Butler at St. John's (2/28/18)

## 3-Pt percentage

- .083 (1-12) Villanova at St. John's (1/13/18)
- .15 (2-19) DePaul at Providence (2/10/18)
- .118 (2-17) Seton Hall vs Providence (1/31/18)

## Free throws made

- 0 Villanova vs DePaul (2/21/18)
- 3 Xavier vs Villanova (2/17/18)
- 4 DePaul vs Creighton (2/7/18)

## Free throw attempts

- 1 Villanova vs DePaul (2/21/18)
- 5 Xavier vs Villanova (2/17/18)

## Free throw percentage

- .000 (0-1) Villanova vs DePaul (2/21/18)
- .444 (8-18) Seton Hall at Providence (2/21/18)

## Rebounds

- 21 Xavier vs St. John's (01/17/18)
- 22 Butler at Marquette (1/31/18)
- 22 Marquette at Creighton (2-17-18)

## Assists

- 6 DePaul at Providence (2/10/18)
- 6 Seton Hall vs Butler (3/3/18)

## Steals

- 0 Butler vs Marquette (1/12/18)
- 0 Seton Hall vs Marquette (2/7/18)

## Blocked shots

- 0 Several

## Turnovers

- 3 Marquette at Butler (1/12/18)
- 4 Butler vs Villanova (12/30/17)
- 4 Marquette at Seton Hall (2/7/18)
- 4 Georgetown vs Providence (2/24/18)
- 4 Marquette vs Creighton (3/3/18)

## Fouls

- 8 DePaul at Villanova (2/21/18)
- 11 St. John's at Creighton (1/3/18)
- 11 Butler at Creighton (1/9/18)
- 11 Villanova vs Creighton (2/1/18)
- 11 Marquette vs St. John's (2/21/18)
- 11 Creighton vs DePaul (2-27-18)



# BIG EAST in the Polls



## ASSOCIATED PRESS POLL

FINAL (MARCH 12)

##	School	Record	Pts
1	Virginia (65)	31-2	1,625
2	Villanova	30-4	1,554
3	Xavier	28-5	1,383
4	Kansas	27-7	1,379
5	Michigan State	29-4	1,304
6	Cincinnati	30-4	1,230
7	Michigan	28-7	1,213
8	Gonzaga	30-4	1,199
9	Duke	26-7	1,179
10	North Carolina	25-10	1,100
11	Purdue	28-6	1,047
12	Arizona	27-7	918
13	Tennessee	25-8	771
14	Texas Tech	24-9	716
15	West Virginia	24-10	663
16	Wichita State	25-7	604
17	Ohio State	24-8	600
18	Kentucky	24-10	528
19	Auburn	25-7	501
20	Clemson	23-9	439
21	Houston	26-7	430
22	Miami	22-9	134
23	Florida	20-12	102
24	Nevada	27-7	93
25	Saint Mary's	28-5	71

**Others receiving votes:** Arkansas 69, Loyola (Chi) 68, Rhode Island 66, TCU 40, Providence 22, New Mexico State 15, Butler 9, St. Bonaventure 8, USC 7, Kansas State 6, Buffalo 5, UCLA 5, Seton Hall 5, Creighton 4, South Dakota State 3, Murray State 2, San Diego State 2, Middle Tennessee 2, Virginia Tech 2, Davidson 1, Missouri 1

## USA TODAY POLL

FINAL (APRIL 2)

##	School	Record	Pts
1	Villanova (32)	36-4	800
2	Michigan	33-8	756
3	Kansas	31-8	734
4	Duke	29-8	669
5	Virginia	31-3	611
6	Texas Tech	27-10	559
7	Loyola (Chi)	32-6	555
8	Xavier	29-6	531
9	Purdue	30-7	500
10	Gonzaga	32-5	476
11	Michigan State	30-5	473
12	Cincinnati	31-5	420
13	West Virginia	26-11	402
14	North Carolina	26-11	394
15	Clemson	25-10	317
16	Tennessee	26-9	287
17	Kentucky	26-11	280
18	Florida State	23-12	250
19	Kansas State	25-12	221
20	Nevada	29-8	201
21	Ohio State	25-9	196
22	Houston	27-8	149
23	Auburn	26-8	108
24	Texas A&M	22-13	107
25	Wichita State	25-8	83

**Others receiving votes:** Syracuse 79, Arizona 71, Rhode Island 64, Florida 40, Penn State 19, Butler 10, Buffalo 8, Seton Hall 6, Saint Mary's 6, UMBC 6, Utah 4, Miami 3, Providence 3, Creighton 2

## 2017-18 BIG EAST

### PRESEASON POLL

##	School	Points
1.	Villanova (8)	80
2.	Seton Hall (1)	71
3.	Xavier (1)	63
4.	Providence	59
5.	Creighton	48
6.	St. John's	36
7.	Marquette	34
8.	Butler	32
9.	Georgetown	15
10.	DePaul	12

(First-place votes in parentheses)

## BIG EAST VS. THE CONFERENCES

Conference	Record
America East	3-0
American	4-2
ACC	4-3
Atlantic Sun	4-0
Atlantic 10	9-3
Big Sky	2-0
Big South	1-0
Big Ten	8-10
Big 12	5-5
Big West	0-0
CAA	1-0
Conference USA	3-0
Horizon	3-0
Ivy	6-0
MAAC	6-0
MAC	3-0
MEAC	7-0
Missouri Valley	2-0
Mountain West	0-0
Northeast	8-0
Ohio Valley	5-0
Pac-12	6-3
Patriot	2-0
SEC	5-2
SoCon	2-0
Southland	3-0
SWAC	4-0
Summit	1-0
Sun Belt	1-0
West Coast	2-1
WAC	2-0
Independents	0-0
Non-Division I	2-0

## WEEK-BY-WEEK IN THE NATIONAL POLLS

Week	BU	CU	DPU	GU	MU	PC	STJ	SHU	VU	XU
Nov. 13*	rv/-	-/-	-/-	-/-	-/-	rv/-	-/-	22/-	5/-	15/-
Nov. 20	-/rv	rv/rv	-/-	-/-	-/-	rv/rv	-/-	20/22	5/3	15/14
Nov. 27	-/rv	25/23	-/-	-/-	-/-	rv/rv	-/-	rv/24	4/4	21/20
Dec. 4	-/rv	rv/rv	-/-	rv/-	-/-	rv/rv	-/-	19/19	4/4	13/14
Dec. 11	-/-	rv/25	-/-	-/rv	-/-	-/-	-/-	15/15	1/1	10/9
Dec. 18	-/-	25/24	-/-	-/-	-/-	-/-	-/-	23/T22	1/1	9/8
Dec. 25	-/-	25/23	-/-	-/-	-/-	-/-	-/-	23/24	1/1	6/5
Jan. 1	rv/rv	rv/24	-/-	-/-	-/-	-/-	-/-	21/21	3/3	5/4
Jan. 8	-/-	25/22	-/-	-/-	-/-	-/-	-/-	13/15	1/1	10/10
Jan. 15	-/-	rv/rv	-/-	-/-	-/-	-/-	-/-	19/19	1/1	11/12
Jan. 22	-/-	rv/rv	-/-	-/-	-/-	rv/rv	-/-	rv/rv	1/1	8/8
Jan. 29	-/-	rv/rv	-/-	-/-	-/-	rv/rv	-/-	rv/rv	1/1	6/6
Feb. 5	rv/rv	rv/rv	-/-	-/-	-/-	rv/rv	-/-	rv/rv	1/1	5/5
Feb. 12	rv/rv	rv/25	-/-	-/-	-/-	-/-	-/-	-/rv	3/2	4/4
Feb. 19	rv/rv	rv/rv	-/-	-/-	-/-	-/-	-/-	-/rv	3/3	4/4
Feb. 26	rv/rv	rv/24	-/-	-/-	-/-	-/-	-/-	rv/rv	4/5	3/4
March 5	rv/rv	rv/rv	-/-	-/-	-/-	-/-	-/-	rv/rv	2/3	3/2
March 12	rv/rv	rv/rv	-/-	-/-	-/-	rv/rv	-/-	rv/rv	2/2	3/4
Apr. 3 ^	-/rv	-/rv	-/-	-/-	-/-	-/rv	-/-	-/rv	-/1	-/8

\* AP only

^ USA Today only

EAST REGIONAL CHAMPION

**BIG EAST**  
CONFERENCE

**THE  
RECORD  
BOOK**



50 NIKE ELITE  
SPECIAL MEMBER OF THE NIKE ELITE SERIES

# Single-Game, Single-Season Records

## POINTS

### Individual

Game: 52, Markus Howard (MU) at Providence, 1-3-18  
52, Marshon Brooks (PC) vs. Notre Dame, 2-23-11  
Freshman Game: 41, Marco Lokar (SHU) vs. Pittsburgh, 2-20-90  
Season: 498, Doug McDermott (CU), 2013-14  
Freshman Season: 357, Allen Iverson (GU), 1994-95

### Team

1st Half: 62, Providence at St. John's, 2-29-04  
2nd Half: 67, Pittsburgh vs. Providence, 2-10-90  
Game: 117, Pittsburgh vs. Providence, 2-10-90  
Season: 1,584, Villanova, 2017-18  
1,489, Connecticut, 1994-95  
Fewest 1st Half: 11, Providence at Connecticut, 2-5-02  
Fewest 2nd Half: 13, Pittsburgh vs. Georgetown, 2-18-87  
Fewest Game: 36, Boston College vs. Georgetown, 1-27-88  
Fewest Combined: 85 (45-40), Boston College vs. Providence, 2-26-00  
Most Combined: 227 (116-111-40T), Georgetown vs. Notre Dame, 2-9-02

## SCORING AVERAGE

### Individual

Season: 27.8, Troy Bell (BC), 2002-03  
Freshman Season: 21.4, Carmelo Anthony (SU), 2002-03

### Team

Season: 88.0, Villanova, 2017-18  
83.6, Providence, 1989-90  
Lowest Season: 54.6, USF, 2012-13

## SCORING MARGIN

### Team

Game: +48 (107-59), Syracuse def. DePaul, 3-5-11  
Season: +13.9, Georgetown, 1984-85

## DEFENSIVE AVERAGE

### Team

Season: 56.9, USF, 2011-12  
57.8, Georgetown, 2006-07

## REBOUNDS

### Individual

Game: 26, Michael Smith (PC) vs. Syracuse, 1-25-94  
Freshman Game: 20, Danya Abrams (BC) vs. Providence, 1-22-94  
Season: 253, Angel Delgado, (SHU), 2016-17  
Freshman Season: 192, Angel Delgado (SHU), 2014-15

### Team

Game: 64, St. John's at Seton Hall, 2-26-97  
62, Georgetown vs. Seton Hall, 1-8-00  
60, Connecticut at Seton Hall, 2-11-06  
60, Syracuse at Georgetown, 3-1-03  
59, Connecticut vs. Notre Dame, 2-21-04  
59, Seton Hall vs. Rutgers, 2-7-96  
59, Boston College vs. West Virginia, 2-3-96  
59, Pittsburgh vs. West Virginia, 1-6-96  
59, Villanova vs. St. John's, 2-18-86  
Season: 810, Georgetown, 1996-97

## REBOUND AVERAGE

### Individual

Season: 14.1, Angel Delgado (SHU), 2016-17  
14.0, Jerome Lane (Pitt), 1986-87  
Freshman Season: 12.8, Luke Harangody (ND), 2008-09  
10.7, Angel Delgado (SHU), 2014-15

### Team

Season: 45.0, Georgetown, 1996-97

## REBOUND MARGIN

### Team

Game: +31 (55-24), Providence vs. Connecticut, 1-31-13  
+31 (64-33), St. John's at Seton Hall, 2-26-97  
+30 (51-21), Boston College at Seton Hall, 1-4-97  
+29 (51-22), Connecticut vs. Seton Hall 1-13-98  
+29 (58-29), St. John's vs. Villanova, 1-25-98  
+28 (60-32), Connecticut at Seton Hall, 2-11-06  
+28 (39-11), Georgetown at Seton Hall, 1-19-07  
+26 (47-21), Creighton vs. St. John's, 2-28-16  
+26 (53-27), Villanova at Providence, 1-20-00  
+25 (49-24), Louisville vs. USF, 1-12-13  
+25 (59-34), Georgetown vs. Rutgers, 2-26-97  
+25 (47-22), Georgetown vs. Syracuse, 1-28-02  
+25 (43-18), Pittsburgh vs. Syracuse, 1-22-02  
+25 (48-23), Pittsburgh vs. Georgetown, 1-3-09  
Season: +10.4 (39.6-29.2), Pittsburgh, 2008-09

## ASSISTS

### Individual

Game: 22, Sherman Douglas (SU) vs. Providence, 1-28-89  
Freshman Game: 18, Dwayne Washington (SU) vs. St. John's, 2-27-84  
Season: 150, Mark Jackson (SJU), 1985-86  
Freshman Season: 135, Omar Cook (SJU), 2000-01

### Team

Game: 37, Syracuse vs. Providence, 1-22-86  
Season: 340, Syracuse, 1995-96

## ASSIST AVERAGE

### Individual

Season: 9.4, Mark Jackson (SJU), 1985-86  
Freshman Season: 8.4, Omar Cook (SJU), 2000-01

### Team

Season: 20.3, Syracuse, 1985-86

## STEALS

### Individual

Game: 11, John Linehan (PC) vs. Rutgers, 1-22-02  
Freshman Game: 9, John Linehan (PC) vs. Pittsburgh, 1-10-98  
9, Kevin Braswell (GU) at Notre Dame, 2-10-99  
Season: 77, John Linehan (PC), 2001-02  
Freshman Season: 64, Allen Iverson (GU), 1994-95

### Team

Game: 24, Georgetown at Notre Dame, 2-10-99  
21, Villanova vs. Miami, 1-25-95  
21, Georgetown vs. Seton Hall, 2-26-83  
Season: 201, Georgetown, 1995-96

## STEAL AVERAGE

### Individual

Season: 3.7, Allen Iverson (GU), 1995-96  
3.7, Nadav Henefeld (UConn), 1989-90  
Freshman Season: 3.7, Nadav Henefeld (UConn), 1989-90

### Team

Season: 12.4, Connecticut, 1989-90

## BLOCKED SHOTS

### Individual

Game: 12, Dikembe Mutombo (GU) vs. St. John's, 1-23-89  
Freshman Game: 12, Dikembe Mutombo (GU) vs. St. John's, 1-23-89  
Season: 93, Alonzo Mourning (GU), 1991-92  
Freshman Season: 71, Alonzo Mourning (GU), 1988-89

### Team

Game: 19, Connecticut vs. Notre Dame, 2-21-06  
18, Cincinnati at Marquette, 1-7-06  
Season: 165, Connecticut, 2007-08  
159, Connecticut, 2005-06



# Single-Game, Single-Season Records

## TURNOVERS

### Individual

Game: 12, Vonteego Cummings, Pitt vs. PC, 1-10-98  
Season: 91, Vonteego Cummings (Pitt), 1997-98

### Team

Game: 35, Pittsburgh vs. Georgetown, 1-3-95  
Fewest, Game: 1, Louisville vs. Georgetown, 2-7-07  
Season: 362, Pittsburgh, 1994-95

## FIELD GOALS MADE

### Individual

Game: 20 (of 28), Marshon Brooks (PC) vs. Notre Dame, 2-23-11  
18 (of 25), Steve Rich (UM) vs. St. John's, 2-20-96  
17 (of 29), Markus Howard (MU) at Providence 1-3-18  
17 (of 25), Doug McDermott (CU) vs. Providence, 3-8-14  
16 (of 23), Shamorie Ponds (STJ) vs. Marquette, 2-10-18  
16 (of 28), Luke Harangody (ND) vs. Louisville, 2-28-08  
16 (of 27), Darius Rice (UM) vs. Connecticut, 1-20-03  
16 (of 26), Marcus Hatten (SJU) vs. Rutgers, 3-6-03  
16 (of 23), Kerry Kittles (VU) vs. Boston College, 2-28-95  
16 (of 31), Eric Murdock (PC) vs. Pittsburgh, 1-23-91  
16 (of 23), Isaac Hawkins, (Pitt) vs. Syracuse, 2-26-98  
16 (of 23), Mark Bryant (SHU) vs. Villanova, 2-27-88  
16 (of 23), Mark Bryant (SHU) vs. Villanova, 2-27-88  
16 (of 25), Ryan Gomes (PC) vs. West Virginia, 2-9-05  
Freshman Game: 14 (of 20), Ryan Gomes (PC) vs. Miami, 1-19-02  
Season: 180, Doug McDermott (CU), 2013-14  
Freshman Season: 124 (of 320), Allen Iverson (GU), 1994-95

### Team

Game: 47 (of 82), Georgetown vs. Seton Hall, 2-6-82  
Season: 542 (of 1,149), Connecticut, 1994-95

## FIELD GOALS ATTEMPTED

### Individual

Game: 33 (14 made), Jeremy Hazell vs. West Virginia, 2-11-10  
Freshman Game: 29 (12 made), Carmelo Anthony (SU) vs. Georgetown, 3-1-03  
Season: 396 (142 made), Victor Page (GU), 1996-97  
Freshman Season: 320 (124 made), Allen Iverson (GU), 1994-95

### Team

Game: 96 (40 made), Georgetown vs. Notre Dame, 2-9-02  
Season: 1,209 (534 made) West Virginia, 1997-98

## FIELD GOAL PERCENTAGE

### Individual: (minimum 10 attempts)

Game: 1.000 (11-11), Hakim Warrick (SU) vs. Miami, 2-14-04  
1.000 (11-11), Rob Hodgson (RU) vs. West Virginia, 1-31-99  
1.000 (11-11), Brian Shorter (Pitt) vs. Providence, 2-10-90  
1.000 (10-10), Sherman Douglas (SU) vs. Villanova, 2-16-87  
1.000 (10-10), Patrick Ewing (GU) vs. Boston College, 2-25-84  
1.000 (10-10), Wesley Matthews (MU) at Rutgers, 1-7-09  
Freshman Game (minimum 8 attempts):  
1.000 (8-8), Tyrique Jones (XU) at Creighton, 2-4-17  
1.000 (8-8), Derrick Coleman (SU) vs. Boston College, 1-13-87  
1.000 (8-8), Dwayne McClain (VU) vs. St. John's, 1-11-82  
Season: .683 (86-126), David Padgett (UofL), 2007-08  
.676 (92-136), Arinze Onuaku (SU), 2009-10  
.676 (140-207), Michael Bradley (VU), 2000-01  
.661 (37-56), Roosevelt Bouie (SU), 1979-80  
Freshman Season:  
.613 (73-119), Samardo Samuels (UofL), 2008-09

### Team

Game: .714 (45-63), Syracuse vs. DePaul, 3-5-11  
.714 (25-35), Boston College vs. Georgetown, 2-17-82  
Season: .547 (181-331), Connecticut, 1979-80  
.540 (504-934), Syracuse, 1983-84

## THREE-POINT FIELD GOALS MADE

### Individual

Game: 11 (of 19), Markus Howard (MU) at Providence, 1-3-18  
10 (of 17), Donta Wade (PC), at Notre Dame, 2-23-00  
Freshman Game: 9 (of 12), Markus Howard (MU), vs. Xavier, 2-18-17  
9 (of 12), Shaheen Holloway (SHU), vs. Boston College, 1-4-97  
Season: 70 (of 148), Steve Novak (MU), 2005-06  
Freshman Season: 59 (of 143), Steve Edwards (UM), 1992-93

### Team

Game: 21 (of 35), Creighton vs. Villanova, 1-20-14  
20 (of 32), Notre Dame vs. Villanova, 2-28-11  
20 (of 38), West Virginia vs. Marquette, 1-14-06  
19 (of 39), Villanova vs. Creighton, 2-1-18  
Season: 206 (of 537), Villanova, 2014-18

## THREE-POINT FIELD GOALS ATTEMPTED

### Individual

Game: 20, Elijah Ingram (SJU), at Syracuse, 2-18-03  
Freshman Game: 20, Elijah Ingram (SJU), at Syracuse, 2-18-03  
Season: 167, Jeremy Hazell (SHU), 2009-10  
Freshman Season: 143, Shaheen Holloway (SHU), 1996-97  
143, Steve Edwards (UM), 1992-93

### Team

Game: 41, St. John's at Syracuse, 2-18-03  
41, West Virginia at Providence 2-20-07  
Season: 474, West Virginia, 2005-06

## THREE-POINT FIELD GOAL PERCENTAGE

### Individual

Game (minimum 5 attempts):  
1.000 (7-7), Kellen Dunham (BU) vs. Seton Hall, 3-8-14  
1.000 (7-7), Jerel McNeal (MU) vs. Cincinnati, 1-4-09  
1.000 (7-7), Da'Sean Butler (WVU) at St. John's, 2-6-10  
1.000 (6-6), Omar Cook (SJU) vs. Virginia Tech, 1-3-01  
1.000 (6-6), Rob Hodgson (RU) vs. West Virginia, 1-31-99  
1.000 (6-6), Sean Miller (Pitt) vs. Seton Hall, 2-12-91  
1.000 (6-6), David Cubillan (MU) vs. Georgetown, 1-6-10  
1.000 (6-6), Maurice Acker (MU) vs. Providence, 1-17-10  
Freshman Game (minimum 4 attempts):  
1.000 (6-6), Omar Cook (SJU) vs. Virginia Tech, 1-3-01  
1.000 (5-5), Dominique Jones (USF) vs. Rutgers, 1-2-08  
1.000 (5-5), Quincy Douby (RU) vs. St. John's, 1-24-04  
1.000 (4-4), Jaren Sina (SHU) at DePaul, 2-25-14  
1.000 (4-4), Eric Myles (GU) vs. Seton Hall, 1-10-95  
Season: .573 (55-96), Markus Howard (MU), 2016-17  
Freshman Season:  
.430 (43-100), Scottie Reynolds (VU), 2006-07

### Team

Game (minimum 6 attempts):  
.857 (6-7), Connecticut at Villanova, 2-2-00  
Providence vs. Seton Hall, 1-15-90  
Georgetown vs. Pittsburgh, 1-10-87  
.833 (5-6), Connecticut at Rutgers, 2-28-00  
Pittsburgh vs. Providence, 2-10-90  
Syracuse vs. Boston College, 1-18-88  
Seton Hall vs. Pittsburgh, 1-14-87  
Season: .470 (87-185), Boston College, 1987-88

# Single-Game, Single-Season Records



## FREE THROWS MADE

### Individual

Game:	21 (of 25), Marcus Hatten (SJU) vs. Connecticut, 2-9-02
	20 (of 20), Donyell Marshall (UConn) vs. St. John's, 1-15-94
	19 (of 22), Deonta Vaughn (UC) vs. Notre Dame,
	18 (of 22), Allen Griffin (SU) at St. John's, 3-4-01
	18 (of 26), Alonzo Mourning (GU) vs. Boston College, 2-2-92
	18 (of 20), Eric Murdock (PC) vs. Villanova, 3-2-91
	18 (of 21), Charles Smith (Pitt) vs. Boston College, 1-21-85
	18 (of 22), Khadeen Carrington (SHU) vs. Creighton, 2-15-77
Freshman Game:	18 (of 21), Charles Smith (Pitt) vs. Boston College, 1-21-85
Season:	156, Alonzo Mourning (GU), 1991-92
Freshman Season:	96 (of 109), Troy Bell (BC), 1999-00
<b>Team</b>	
Game:	43 (of 49), Villanova vs. Providence, 1-6-90
Season:	416 (of 560), Seton Hall, 1991-92

## FREE THROWS ATTEMPTED

### Individual

Game:	26 (18 made), Alonzo Mourning (GU) vs. Boston College, 2-2-92
Freshman Game:	22 (13 made), Felipe Lopez (SJU) vs. Georgetown, 3-5-95
Season:	204, Alonzo Mourning (GU), 1991-92
Freshman Season:	117 (82 made), Carmelo Anthony (SU), 2002-03
<b>Team</b>	
Game:	59 (40 made), Providence vs. West Virginia, 1-5-99
Season:	560 (416 made), Seton Hall, 1991-92

## FREE THROW PERCENTAGE

### Individual

Game (minimum 15 attempts):	1.000 (20-20), Donyell Marshall (UConn) vs. St. John's, 1-15-94
	1.000 (17-17), Troy Bell (BC) vs. Miami, 1-13-01
	1.000 (17-17), Eric Murdock (PC) vs. Seton Hall, 1-2-91
	1.000 (16-16), John Bagley (BC) vs. Villanova, 1-26-81
Freshman Game (minimum 10 attempts):	1.000 (12-12), Tim Thomas (VU) at St. John's, 12-7-96
	1.000 (12-12), Ben Bentil (PC) at Seton Hall, 3-4-15
	1.000 (11-11), Troy Bell (BC) at West Virginia, 2-19-00
	1.000 (11-11), Eugene Harvey (SHU) vs. Pittsburgh 2-19-07
	1.000 (10-10), Chris Thomas (ND) vs. Miami, 2-23-02
	1.000 (10-10), John Linehan, (PC) vs. Pittsburgh, 1-10-98
	1.000 (10-10), Steve Edwards (UM) vs. Villanova, 3-6-93
	1.000 (10-10), Malik Sealy (SJU) vs. Villanova, 1-7-89
Season:	.964 (53-55), Gerry McNamara (SU), 2002-03
Freshman Season:	.964 (53-55), Gerry McNamara (SU), 2002-03
<b>Team</b>	
Game:	1.000 (28-28), Providence vs. Villanova, 3-2-87
	1.000 (20-20), Butler at Providence, 3-7-15
	1.000 (19-19), Notre Dame vs. Villanova, 1-8-05
	1.000 (18-18), Cincinnati vs. Louisville, 2-6-06
	1.000 (16-16), Pittsburgh vs. Syracuse, 2-1-98
Season:	.818 (275-336), Miami, 2001-02

## PERSONAL FOULS

### Team

Game:	41, West Virginia at Providence, 1-5-99
	38, Villanova at Georgetown, 2-6-10
	38, Villanova vs. Pittsburgh, 1-2-91
	38, Seton Hall vs. Boston College, 2-3-90
	38, Pittsburgh vs. Villanova, 2-7-86
Season:	475 (19 disq.), Pittsburgh, 1995-96

## LOPSIDED BIG EAST GAMES

(Home team capitalized)

### Margin

+48	(107-59)	SYRACUSE def. DePaul, 3-5-11
+45	(99-54)	LOUISVILLE def. DePaul, 2-15-09
	(96-51)	CONNECTICUT def. Cincinnati, 3-9-08
+42	(99-57)	CONNECTICUT def. Seton Hall, 2-11-06
	(85-44)	GEORGETOWN def. Providence, 1-16-85
+41	(100-59)	CREIGHTON def. St. John's, 2-28-16
+40	(96-56)	PROVIDENCE def. Virginia Tech, 2-20-01
		GEORGETOWN def. Seton Hall, 2-6-82
+39	(108-69)	DEPAUL def. Syracuse, 3-2-06
+39	(90-51)	SYRACUSE def. Boston College, 1-21-99
+38	(93-55)	PITTSBURGH def. DePaul, 1-26-13
	(84-46)	VILLANOVA def. West Virginia, 1-5-05
	(89-51)	SYRACUSE def. West Virginia, 2-26-03
	(106-68)	GEORGETOWN def. Villanova, 3-2-96
+37	(105-68)	VILLANOVA def. St. John's 3-7-15
	(87-50)	LOUISVILLE def. Rutgers, 2-2-08
	(91-54)	Connecticut def. BOSTON COLLEGE, 3-8-03
	(77-40)	Georgetown def. MIAMI, 1-29-94
	(86-49)	CONNECTICUT def. Boston College, 2-11-89
+36	(96-60)	Connecticut def. VIRGINIA TECH, 2-28-04
	(82-46)	PITTSBURGH def. West Virginia, 2-12-03
	(105-69)	SYRACUSE def. Boston College, 2-20-90
	(82-46)	BOSTON COLLEGE def. Villanova, 2-15-92
+35	(93-58)	Creighton def. DEPAUL, 2-11-17
	(95-60)	CONNECTICUT def. Virginia Tech, 1-10-02
	(80-45)	Connecticut def. WEST VIRGINIA, 1-9-99
+34	(86-52)	WEST VIRGINIA def. Rutgers, 1-6-10
	(84-50)	MARQUETTE def. Cincinnati, 1-4-09
	(104-70)	ST. JOHN'S def. Providence, 2-15-99
	(90-56)	PITTSBURGH def. Providence, 1-25-88
+33	(89-56)	BUTLER def. St. John's, 2-6-16
	(79-46)	BUTLER def. DePaul, 3-6-14
	(90-57)	NOTRE DAME vs. Louisville, 2-12-09
	(94-61)	CONNECTICUT vs. Providence, 1-31-09
	(94-61)	VILLANOVA def. Rutgers, 1-29-05
	(93-60)	SYRACUSE def. Seton Hall, 1-28-97
	(88-55)	VILLANOVA def. Pittsburgh, 2-3-96
	(90-57)	ST. JOHN'S def. Connecticut, 2-1-92
	(90-57)	SYRACUSE def. Villanova, 2-1-89
	(97-64)	ST. JOHN'S def. Connecticut, 2-2-85
	(97-64)	ST. JOHN'S def. Seton Hall, 1-12-80
+32	(88-56)	VILLANOVA def. Georgetown, 1-17-18
	(74-42)	Georgetown def. ST. JOHN'S, 1-30-08
	(86-54)	PITTSBURGH def. Seton Hall, 3-5-03
	(81-49)	Rutgers def. Seton Hall, 1-7-98
	(94-62)	SYRACUSE def. Seton Hall, 2-14-85
+31	(93-62)	VILLANOVA def. DePaul, 93-62
	(87-56)	SETON HALL def. DePaul, 1-7-17
	(95-64)	VILLANOVA def. Xavier, 12-31-15
	(90-59)	PROVIDENCE vs. Louisville, 1-10-02
	(80-49)	CONNECTICUT vs. Rutgers, 1-3-09
	(89-58)	PROVIDENCE def. Virginia Tech, 2-1-03
	(96-65)	BOSTON COLLEGE def. West Virginia, 3-3-01
	(97-66)	SETON HALL def. West Virginia, 2-5-00
	(101-70)	CONNECTICUT def. Notre Dame, 1-12-99
	(83-52)	GEORGETOWN def. Rutgers, 12-4-96
	(93-62)	ST. JOHN'S def. Connecticut, 1-2-90
	(93-62)	GEORGETOWN def. Pittsburgh, 3-1-86
	(110-79)	GEORGETOWN def. Providence, 1-4-86
	(87-56)	St. John's def. PITTSBURGH, 1-14-85
	(78-47)	CONNECTICUT def. Seton Hall, 1-29-83

## BEST PERFORMANCES

(BIG EAST Regular-Season Conference Play)

### Points

52	Markus Howard (MU) at Providence	1-3-18
	Marshon Brooks (PC) vs. Notre Dame	2-23-11
48	Eric Murdock (PC) vs. Pittsburgh	1-23-91
46	Dominique Jones (USF) at Providence	1-23-10
45	Doug McDermott (CU) vs. Providence	3-8-14
44	Shamorie Ponds (STJ) vs. Marquette	2-10-18
	Marcus Hatten (SJU) vs. Rutgers	3-6-03
	Kerry Kittles (VU) vs. Boston College	2-28-95
43	Marshon Brooks (PC) vs. Georgetown	2-5-11
	Da'Sean Butler (WVU) vs. Villanova	2-13-09
	Darius Rice (UM) vs. Connecticut	1-20-03
	Steve Rich (UM) vs. St. John's	2-20-96
	Dana Barros (BC) vs. Pittsburgh	1-7-89
42	Ben Bentil (PC) at Marquette	2-10-16
	Donyell Marshall (UConn) vs. St. John's	1-15-94
41	Khadeen Carrington (SHU) vs. Creighton	2-15-17
	Jeremy Hazell (SHU) vs. West Virginia	12-26-09
	Steve Novak (MU) vs. Connecticut	1-3-06
	Quincy Douby (RU) vs. Syracuse	2-1-06
	Terry Dehere (SHU) vs. St. John's	2-17-93
	Marco Lokar (SHU) vs. Pittsburgh	2-20-90
40	Scottie Reynolds (VU) at Seton Hall	1-6-09
	Luke Harangody (ND) at Louisville	2-28-08
	Scottie Reynolds (VU) at Connecticut	2-28-07
	Jason Maile (Pitt) vs. Villanova	2-12-97
	Allen Iverson (GU) vs. Seton Hall	1-6-96
	Eric Murdock (PC) vs. Seton Hall	1-2-91
	Greg Harvey (SJU) vs. Seton Hall	2-14-90
39	Doug McDermott (CU) vs. St. John's	1-28-14
	Doug McDermott (CU) vs. Villanova	2-16-14
	Maalik Wayns (VU) vs. Cincinnati	1-14-12
	Troy Bell (BC) vs. Providence	2-13-02
	Richard Hamilton (UConn) at Boston College	1-6-99
	Ray Allen (UConn) vs. Rutgers	2-28-96
	Allen Iverson (GU) vs. St. John's	1-27-96
	Mark Tillmon (GU) vs. Providence	1-6-90, 2-13-90
38	Jeremy Hazell (SHU) vs. Syracuse	12-26-09
	Mike Sweetney (GU) vs. Notre Dame	2-1-03
	Troy Bell (BC) vs. Villanova	3-4-03
	Donta Wade (PC) vs. Notre Dame	2-23-00
	Jamel Thomas (PC) at Villanova	2-20-99
	Richard Hamilton (UConn) at Boston Coll.	1-11-98
	Alonzo Mourning (GU) vs. Boston Coll.	2-2-92
	Mark Bryant (SHU) vs. Villanova	2-27-88
	Jaren Jackson (GU) vs. Seton Hall	3-5-88
	Dan Callandrillo (SHU) vs. St. John's	1-25-82
37	Markus Howard (MU) at Villanova	1-6-18
	Kelan Martin (BU) vs. Marquette	1-6-18
	Shamorie Ponds (STJ) vs. Villanova	1-13-18
	Trevon Bluiett (XU) vs. Seton Hall	2-14-18
	Dominique Jones (USF) vs. Pittsburgh	1-31-10
	Luke Harangody (ND) vs. Cincinnati	2-4-10
	Darris Nichols (SU) vs. St. John's	2-11-07
	Chris Quinn (ND) vs. Pittsburgh	1-4-06
	Ryan Gomes (PC) vs. Connecticut	2-15-05
	Gerald Riley (GU) vs. Miami	2-7-04
	Troy Murphy (ND) vs. Rutgers	1-16-01
	Pat Garrity (ND) at Seton Hall	1-17-98
	Allen Iverson (GU) vs. Villanova	3-2-96
	Kerry Kittles (VU) vs. Connecticut	2-18-95
	Chris Smith (UConn) vs. St. John's	1-7-92
	Terry Dehere (SHU) vs. Providence	1-2-91
	Clyde Vaughan (Pitt) vs. Boston College	1-4-84
36	D'Angelo Harrison (SJU) vs. Villanova	1-2-13
	Sean Kilpatrick (CIN) vs. Marquette	1-19-13

A.J. Price (UConn) at Marquette	2-25-09
Quincy Douby (RU) vs. St. John's	3-5-06
Jared Dudley (BC) vs. Villanova	1-19-05
Hakim Warrick (SU) vs. Providence	2-26-05
Matt Carroll (ND) vs. Georgetown	2-1-03
Troy Bell (BC) at Villanova	1-9-02
Lawrence Moten (SU) vs. Villanova	2-14-95
Terry Dehere (SHU) vs. St. John's	3-6-93
Billy Owens (SU) vs. Boston College	2-2-91
Billy Owens (SU) vs. Georgetown	1-27-90
Andre McCloud (SHU) vs. Boston College	2-12-85
Dan Callandrillo (SHU) vs. Boston College	2-27-82

### Rebounds

26	Michael Smith (PC) vs. Syracuse	1-25-94
24	Daniel Ochefu (VU) at Seton Hall	1-3-15
23	DeJuan Blair (Pitt) at Connecticut	2-16-09
	Dan Schayes (SU) vs. Georgetown	2-9-81
	Kentrell Gransberry (USF) at DePaul	3-3-07
22	Angel Delgado (SHU) vs. Butler	1-25-17
	DeJuan Blair (Pitt) vs. Notre Dame	1-31-09
	Emeka Okafor (UConn) vs. Notre Dame	2-21-04
	Michael Smith (PC) vs. Connecticut	1-22-92
	Ed Pinckney (VU) vs. Georgetown	1-31-83
21	Erron Maxey (PC) vs. Boston College	2-26-00
	Derrick Coleman (SU) vs. Providence	1-20-90
	Jerome Lane (Pitt) vs. Connecticut	2-21-87
20	Angel Delgado (SHU) vs. St. John's	1-22-17
	Herb Pope (SHU) vs. Syracuse	1-8-11
	Jamine Peterson (PC) vs. Rutgers	1-9-10
	Hasheem Thabeet (UConn) vs. Seton Hall	2-14-09
	Cedric McGowan (CIN) vs. DePaul	1-4-06
	Aaron Gray (Pitt) vs. Marquette	1-28-06
	Mike Sweetney (GU) vs. Notre Dame	2-9-02
	Troy Murphy (ND) vs. Seton Hall	1-8-01
	Gerald Jordan (Pitt) vs. West Virginia	1-6-96
	Danya Abrams (BC) vs. Providence	1-22-94
	Michael Smith (PC) vs. Seton Hall	1-5-94
	Chris McNeal (Pitt) vs. Boston College	3-3-92
	Bobby Martin (Pitt) vs. Georgetown	2-7-90
	Harold Pressley (VU) vs. St. John's	2-18-86

### Assists

22	Sherman Douglas (SU) vs. Providence	1-28-89
18	Dwayne Washington (SU) vs. St. John's	2-27-84
16	Levance Fields (Pitt) at DePaul	2-17-09
	Marcus Williams (UConn) vs. Notre Dame	1-30-05
	Kevin Braswell (GU) vs. Rutgers	3-2-02
	Carlton Screen (PC) vs. Syracuse	1-20-90
	Mark Jackson (SJU) vs. Providence	2-3-86
15	Kyron Cartwright (PC) at St. John's	12-28-17
	Dee Davis (XU) vs. Providence	2-7-15
	Tory Jackson (ND) vs. Syracuse	1-18-10
	Carl Krauser (Pitt) vs. West Virginia	2-5-05
	Omar Cook (SJU) vs. Connecticut	1-6-01
14	Maurice Watson, Jr. (CU) at Providence	1-7-17
	Vincent Council (PC) vs. Rutgers	2-1-12
	Vincent Council (PC) vs. Louisville	1-10-12
	Brandin Knight (Pitt) vs. West Virginia	3-2-02
	Jason Hart (SU) vs. Villanova	2-23-00
	Shaheen Holloway (SHU) vs. West Virginia	2-5-00
	Shaheen Holloway (SHU) at Syracuse	2-7-98
	Kevin Ollie (UConn) vs. Boston College	2-21-95
	David Cain (SJU) vs. Seton Hall	3-6-93
	David Cain (SJU) vs. Connecticut	1-30-93
	Michael Gardner (UM) vs. Pittsburgh	1-23-93
	Darelle Porter (Pitt) vs. Syracuse	1-23-90
	Greg Harvey (SJU) vs. Providence	3-5-88
	Stewart Granger (VU) vs. Boston College	12-4-81



## Steals

11	John Linehan (PC) vs. Rutgers	1-22-02
10	Marcus Hatten (STJ) vs. Syracuse	2-18-03
	Allen Iverson (GU) vs. Miami	1-13-96
9	Jerome Dyson (UConn) vs. St. John's	1-8-08
	DeShaun Williams (SU) vs. Boston College	3-3-02
	John Linehan (PC) vs. Boston College	2-2-02
	James Thues (SU) vs. Rutgers	1-2-02
	John Linehan (PC) vs. Georgetown	2-27-99
	Kevin Braswell (GU) at Notre Dame	2-10-99
	John Linehan (PC) vs. Pittsburgh	1-10-98
	Gary Massey (VU) vs. Providence	2-20-88

## Blocked Shots

12	Dikembe Mutombo (GU) vs. St. John's	1-23-89
11	Samuel Dalembert (SHU) vs. St. John's	1-18-00
10	Fab Melo (SU) vs. Seton Hall	2-28-11
	Hasheem Thabeet (UConn) at Seton Hall	1-31-09
	Hasheem Thabeet (UConn) at Notre Dame	1-5-08
	Eric Hicks (CIN) vs. Marquette	1-7-06
	Harold Pressley (VU) vs. Providence	1-11-86
9	Hamady Ndiaye (RU) vs. St. John's	2-2-10
	Hasheem Thabeet (UConn) at Seton Hall	2-14-09
	Hilton Armstrong (UConn) vs. Louisville	3-4-06
	Herbert Hill (PC) vs. Villanova	1-11-05
	Josh Boone (UConn) vs. St. John's	2-5-05
	Emeka Okafor (UConn) vs. St. John's	2-2-03
	Marcus Douthit (PC) vs. Connecticut	3-5-03
	Emeka Okafor (UConn) vs. Boston College	2-16-02
	Emeka Okafor (UConn) vs. Rutgers	1-30-02
	Etan Thomas (SU) vs. Pittsburgh	2-16-00
	Samuel Dalembert (SHU) vs. Georgetown	1-8-00
	Etan Thomas (SU) vs. Connecticut	1-24-98
	Cliff Robinson (UConn) vs. Georgetown	2-6-88
	Alonzo Mourning (GU) vs. Boston College	1-14-89
	Tom Greis (VU) vs. Georgetown	2-1-88

## GAMES PLAYED VS ALL OPPONENTS

### Points

52	Markus Howard (MU) at Providence	1-3-18
52	Marshon Brooks (PC) vs. Notre Dame	2-23-11
48	Eric Murdock (PC) vs. Pittsburgh	1-23-91
46	Dominique Jones (USF) at Providence	1-23-10
45	Doug McDermott (CU) vs. Providence	3-8-14
45	Eric Murdock (PC) vs. Arizona	12-23-90

### Rebounds

26	Michael Smith (PC) vs. Syracuse	1-25-94
24	Daniel Ochefu (VU) at Seton Hall	1-3-15
23	DeJuan Blair (Pitt) at Connecticut	2-16-09
	Dan Schayes (SU) vs. Georgetown	2-9-81
	Derrick Coleman (SU) vs. Villanova	3-10-90
	Kentrell Gransberry (USF) at DePaul	3-3-07

### Assists


22	Sherman Douglas (SU) vs. Providence	1-28-89
18	Dwayne Washington (SU) vs. St. John's	2-27-84

### Steals


11	John Linehan (PC) vs. Rutgers	1-22-02
	Drew Schifino (WVU) vs. Arkansas-Monticello	12-1-01
	Chris Thomas (ND) vs. New Hampshire	11-16-01
10	Marcus Hatten (STJ) vs. Syracuse	2-18-03
	Todd Burgan (SU) vs. Colgate	11-30-97
	Allen Iverson (GU) vs. Miami	1-13-96
	God Shammgod (PC) vs. Brown	12-21-96

### Blocked Shots

12	Dikembe Mutombo (GU) vs. St. John's	1-23-89
11	Chris Obekpa (SJU) vs. Fordham	12-8-12
	Jordan Cornette (ND) vs. Belmont	11-17-02
	Samuel Dalembert (SHU) vs. St. John's	1-18-00
	Dikembe Mutombo (GU) vs. Hawaii-Loa	11-23-90
	Alonzo Mourning (GU) vs. St. Leo	12-7-88
10	Fab Melo (SU) vs. Seton Hall	2-28-11
	Hamady Ndiaye (RU) vs. Saint Peter's	12-22-09
	Hasheem Thabeet (UConn) vs. Providence	1-31-09
	Eric Hicks (CIN) vs. Marquette	1-7-06
	Emeka Okafor (UConn) vs. Army	12-6-03
	Eddie Griffin (SHU) vs. Norfolk State	12-4-00
	Karim Shabazz (PC) vs. Rhode Island	12-2-00
	Karim Shabazz (PC) vs. Long Island	12-27-99
	Donyell Marshall (UConn) vs. Hartford	1-17-94
	Harold Pressley (VU) vs. Providence	1-11-86
	Hasheem Thabeet (UConn) vs. Notre Dame	1-5-08
	Hasheem Thabeet (UConn) vs. Texas Southern	12-3-06
	Hugh Mattis (USF) at Winston-Salem State	12-7-06



John Linehan, Providence



Dikembe Mutombo, Georgetown

# Career Leaders

## POINTS

NAME	SCHOOL	CAREER	YRS.	GP	AVG.	POINTS
Lawrence Moten	Syracuse	1991-95	4	72	19.5	1405
Troy Bell	Boston College	1999-03	4	62	22.4	1388
Luke Harangody	Notre Dame	2006-10	4	65	20.5	1329
Terry Dehere	Seton Hall	1989-93	4	68	19.4	1320
Jeremy Hazell	Seton Hall	2007-11	4	68	19.4	1316
Chris Mullin	St. John's	1981-85	4	62	20.8	1290
Kerry Kittles	Villanova	1992-96	4	69	18.7	1288
Dana Barros	Boston College	1985-89	4	64	19.6	1257
Felipe Lopez	St. John's	1994-98	4	72	17.0	1222
Scottie Reynolds	Villanova	2006-10	4	70	17.4	1221
D'Angelo Harrison	St. John's	2011-15	4	69	17.1	1178
Bill Curley	Boston College	1990-94	4	70	16.8	1177
Ryan Gomes	Providence	2001-05	4	64	18.3	1173
John Wallace	Syracuse	1992-96	4	72	16.3	1170
Malik Sealy	St. John's	1988-92	4	64	18.2	1165
Zendon Hamilton	St. John's	1994-98	4	72	16.0	1152
Danya Abrams	Boston College	1993-97	4	71	16.2	1148
Eric Murdock	Providence	1987-91	4	63	18.2	1145
Chris Smith	Connecticut	1988-92	4	64	17.8	1140
Jamel Thomas	Providence	1995-99	4	72	15.7	1135
D'Vauntes Smith-Rivera	Georgetown	2012-16	4	71	15.7	1113
Andre McCloud	Seton Hall	1982-86	4	64	17.4	1113
Kelan Martin	Butler	2014-18	4	72	15.3	1101
Pat Garrity	Notre Dame	1995-98	3	54	20.5	1107
Chris Thomas	Notre Dame	2001-05	4	64	17.2	1099
Trevon Bluiett	Xavier	2014-18	4	70	16.6	1094
LaDonte Henton	Providence	2011-15	4	72	15.2	1092
Dominique Jones	USF	2007-10	3	54	20.1	1087
Brandon Young	DePaul	2010-14	4	72	14.8	1068
Tim James	Miami	1995-99	4	72	14.7	1062
Darius Rice	Miami	2000-04	4	61	17.4	1060
Bryce Cotton	Providence	2010-14	4	71	14.7	1047
Charles Smith	Pittsburgh	1984-88	4	64	16.4	1047
Deonta Vaughn	Cincinnati	2006-10	4	70	15.0	1047
Richard Hamilton	Connecticut	1996-99	3	53	19.7	1046
Jerel McNeal	Marquette	2005-09	4	66	15.7	1038
Derrick Coleman	Syracuse	1986-90	4	64	16.1	1033
Da'Sean Butler	West Virginia	2006-10	4	70	14.6	1024
Allan Ray	Villanova	2002-06	4	63	16.1	1013
Gerry McNamara	Syracuse	2002-06	4	64	15.8	1010
Mark Bryant	Seton Hall	1984-88	4	62	16.2	1005
Ray Allen	Connecticut	1993-96	3	54	18.5	1001
Khadeen Carrington	Seton Hall	2014-18	4	72	13.9	1001

## SCORING AVERAGE

NAME	SCHOOL	CAREER	YRS.	GP	AVG.	POINTS
Marcus Hatten	St. John's	2001-03	2	32	736	23.0
Allen Iverson	Georgetown	1994-96	2	36	814	22.6
Troy Bell	Boston College	1999-03	4	62	1388	22.4
Dan Callandrillo	Seton Hall	1979-82	3	34	737	21.7
Troy Murphy	Notre Dame	1998-01	3	47	999	21.3
John Bagley	Boston College	1979-82	3	34	714	21.0
Chris Mullin	St. John's	1981-85	4	62	1290	20.8
Pat Garrity	Notre Dame	1995-98	3	54	1107	20.5
Luke Harangody	Notre Dame	2006-10	4	65	1329	20.5
Dominique Jones	USF	2007-10	3	54	1087	20.1
Walter Berry	St. John's	1984-86	2	32	633	19.8
Richard Hamilton	Connecticut	1996-99	3	53	1046	19.7
Shamorie Ponds	St. John's	2016-	2	33	651	19.7
Marcus Foster	Creighton	2016-18	2	36	708	19.7
Mike Sweetney	Georgetown	2000-03	3	48	942	19.6
Dana Barros	Boston College	1985-89	4	64	1257	19.6
Lawrence Moten	Syracuse	1991-95	4	72	1405	19.5
Clyde Vaughan	Pittsburgh	1982-84	2	32	623	19.5
Terry Dehere	Seton Hall	1989-93	4	68	1320	19.4
Jeremy Hazell	Seton Hall	2007-11	4	68	1316	19.4
Billy Owens	Syracuse	1988-91	3	48	908	18.9
Kerry Kittles	Villanova	1992-96	4	69	1288	18.7
Dominique Jones	USF	2007-09	2	36	670	18.6
Ray Allen	Connecticut	1993-96	3	54	1001	18.5
Brian Shorter	Pittsburgh	1988-91	3	48	886	18.5
Daryll Hill	St. John's	2003-06	3	41	757	18.5

## One-year Players

Doug McDermott	Creighton	2013-14	1	18	498	27.7
Michael Bradley	Villanova	2000-01	1	16	357	22.3
Carmelo Anthony	Syracuse	2002-03	1	16	342	21.4
Louis Orr	Syracuse	1979-80	1	6	123	20.5
Steve Novak	Marquette	2005-06	1	16	326	20.4

## REBOUNDS

NAME	SCHOOL	CAREER	YRS.	GP	AVG.	REB
Angel Delgado	Seton Hall	2014-18	4	72	11.5	828
Derrick Coleman	Syracuse	1986-90	4	64	11.0	701
Luke Harangody	Notre Dame	2006-10	4	65	10.2	662
Michael Smith	Providence	1991-94	3	54	11.7	630
Danya Abrams	Boston College	1993-97	4	71	8.6	609
Geoff McDermott	Providence	2005-09	4	68	8.8	598
Patrick Ewing	Georgetown	1981-85	4	62	9.6	597
John Wallace	Syracuse	1992-96	4	72	8.1	582
Zendon Hamilton	St. John's	1994-98	4	72	8.1	580
Jeff Adrien	Connecticut	2005-09	4	67	8.7	580
Bill Curley	Boston College	1990-94	4	70	8.0	561
Kevin Jones	West Virginia	2008-12	4	72	7.8	560
Tim James	Miami	1995-99	4	72	7.5	545
Ryan Gomes	Providence	2001-05	4	64	8.3	534
Rony Seikaly	Syracuse	1984-88	4	64	8.3	531
Othella Harrington	Georgetown	1992-96	4	72	7.3	529
Ed Pinckney	Villanova	1981-85	4	61	8.7	528
Charles Smith	Pittsburgh	1984-88	4	64	7.8	502
Herb Pope	Seton Hall	2009-12	3	53	9.4	500
Otis Thorpe	Providence	1980-84	4	58	8.6	500
Harold Pressley	Villanova	1982-86	4	64	7.7	495
Adrian Griffin	Seton Hall	1992-96	4	72	6.8	493
Jake Voskuhl	Connecticut	1996-00	4	67	7.3	490
Jason Lawson	Villanova	1993-97	4	71	6.8	489
Alonzo Mourning	Georgetown	1988-92	4	62	7.9	489
Yancy Gates	Cincinnati	2008-12	4	70	6.9	486
Mouphtau Yarou	Villanova	2009-13	4	70	6.9	486
Emeka Okafor	Connecticut	2001-04	3	48	10.0	482
Hakim Warrick	Syracuse	2001-05	4	63	7.6	481
Kadeen Batts	Providence	2010-14	4	72	6.7	479
Mark Bryant	Seton Hall	1984-88	4	62	7.7	477
Etan Thomas	Syracuse	1996-00	4	64	7.4	474
Ricardo Greer	Pittsburgh	1997-01	4	67	7.0	471
Kevin Freeman	Connecticut	1996-00	4	69	6.8	469

## REBOUND AVERAGE

NAME	SCHOOL	CAREER	YRS.	GP	REB	AVG.
Michael Smith	Providence	1991-94	3	54	630	11.66
Angel Delgado	Seton Hall	2014-18	4	72	828	11.50
Kentrell Gransberry	USF	2006-08	2	34	374	11.00
Derrick Coleman	Syracuse	1986-90	4	64	701	10.95
DeJuan Blair	Pittsburgh	2007-09	2	36	394	10.94
Luke Harangody	Notre Dame	2006-10	4	65	662	10.18
Ryan Humphrey	Notre Dame	2000-02	2	32	313	10.10
Emeka Okafor	Connecticut	2001-04	3	48	482	10.00
Troy Murphy	Notre Dame	1998-01	3	47	465	9.89
Jerome Lane	Pittsburgh	1985-88	3	48	467	9.73
Walter Berry	St. John's	1984-86	2	32	310	9.69
Patrick Ewing	Georgetown	1981-85	4	62	597	9.63
Mike Sweetney	Georgetown	2000-03	3	48	461	9.60
Herb Pope	Seton Hall	2009-12	3	53	500	9.43
Jerome Williams	Georgetown	1994-96	2	36	337	9.36
Kameron Woods	Butler	2013-15	2	35	323	9.23
Mac Koshwal	DePaul	2007-10	3	50	442	8.84
Geoff McDermott	Providence	2005-09	4	68	598	8.79
Jeff Adrien	Connecticut	2005-09	4	67	580	8.66
Ed Pinckney	Villanova	1981-85	4	61	528	8.65
Dikembe Mutombo	Georgetown	1988-91	3	48	415	8.65
Otis Thorpe	Providence	1980-84	4	58	500	8.62
Danya Abrams	Boston College	1993-97	4	71	609	8.58
Clyde Vaughan	Pittsburgh	1982-84	2	32	273	8.53
Billy Owens	Syracuse	1988-91	3	48	406	8.46
Ryan Gomes	Providence	2001-05	4	64	534	8.34
Rony Seikaly	Syracuse	1984-88	4	64	531	8.30
Brian Shorter	Pittsburgh	1988-91	3	48	390	8.13
Hasheem Thabeet	Connecticut	2006-09	3	52	421	8.10
John Wallace	Syracuse	1992-96	4	72	582	8.08
Pat Garrity	Notre Dame	1995-98	3	54	436	8.07
Zendon Hamilton	St. John's	1994-98	4	72	580	8.06
Corny Thompson	Connecticut	1979-82	3	34	274	8.06
Bill Curley	Boston College	1990-94	4	70	561	8.01

## One-year Players

Michael Bradley	Villanova	2000-01	1	16	173	10.80
Eric Hicks	Cincinnati	2005-06	1	16	164	10.25
Carmelo Anthony	Syracuse	2002-03	1	16	161	10.06
Eddie Griffin	Seton Hall	2000-01	1	15	150	10.00
Roosevelt Bouie	Syracuse	1979-80	1	6	59	9.83
Henry Ellenson	Marquette	2015-16	1	18	175	9.72



## FIELD GOALS MADE

NAME	SCHOOL	YEARS	G	FGM
Luke Harangody	Notre Dame	2006-10	65	503
Lawrence Moten	Syracuse	1991-95	72	499
Kerry Kittles	Villanova	1992-96	69	466
Chris Mullin	St. John's	1981-85	62	460
John Wallace	Syracuse	1992-96	72	436
Ryan Gomes	Providence	2001-05	64	435
Jeremy Hazell	Seton Hall	2007-11	68	434
Andre McCloud	Seton Hall	1982-86	64	432
Dana Barros	Boston College	1985-89	64	430
Tim James	Miami	1995-99	72	423

## FIELD GOALS ATTEMPTED

NAME	SCHOOL	YEARS	GP	FGA
Luke Harangody	Notre Dame	2006-10	65	1085
Lawrence Moten	Syracuse	1991-95	72	1069
Jeremy Hazell	Seton Hall	2007-11	68	1054
Felipe Lopez	St. John's	1994-98	72	1039
Dana Barros	Boston College	1985-89	64	981
Jamel Thomas	Providence	1995-99	72	954
Kerry Kittles	Villanova	1992-96	69	947
Chris Thomas	Notre Dame	2001-05	64	945
Troy Bell	Boston College	1999-03	62	941
Brandon Young	DePaul	2010-14	72	928

## FIELD GOAL PERCENTAGE

(\*Minimum 5.0 FGM per game)

NAME	SCHOOL	CAREER	YRS	GP	FGM-FGA	PCT
Patrick Ewing	Georgetown	1981-85	4	62	377-620	.608
Emeka Okafor	Connecticut	2001-04	3	48	270-455	.593
Otis Thorpe	Providence	1980-84	4	58	337-586	.575
Chris Taft	Pittsburgh	2003-05	2	32	182-319	.571
Dwayne McClain	Villanova	1981-85	4	58	297-531	.559
Derrick Coleman	Syracuse	1986-90	4	64	361-647	.558
Dwayne Washington	Syracuse	1983-86	3	48	293-530	.553
Marty Headd	Syracuse	1979-81	2	20	107-194	.552
Chris Mullin	St. John's	1981-85	4	62	460-835	.551
Greg Monroe	Georgetown	2008-10	2	36	196-356	.551
One-year Players						
Michael Bradley	Villanova	2000-01	1	16	140-207	.676
Justin Patton	Creighton	2016-17	1	18	108-163	.663

## FREE THROWS MADE

NAME	SCHOOL	CAREER	YRS.	GP	FTM
Troy Bell	Boston College	1999-03	4	62	449
Zendon Hamilton	St. John's	1994-98	4	72	402
Alonzo Mourning	Georgetown	1988-92	4	62	402
Danya Abrams	Boston College	1993-97	4	71	387
Bill Curley	Boston College	1990-94	4	70	381
Chris Mullin	St. John's	1981-85	4	62	370
Terry Dehere	Seton Hall	1989-93	4	68	362
Charles Smith	Pittsburgh	1984-88	4	64	334
Scottie Reynolds	Villanova	2006-10	4	70	330
D'Angelo Harrison	St. John's	2011-15	4	69	329
Malik Sealy	St. John's	1988-92	4	64	323
JayVaughn Pinkston	Villanova	2011-15	4	72	314
Brian Shorter	Pittsburgh	1988-91	3	48	310
Mike Sweetney	Georgetown	2000-03	3	48	308
Derrick Coleman	Syracuse	1986-90	4	64	307
Luke Harangody	Notre Dame	2006-10	4	65	299
Troy Murphy	Notre Dame	1998-01	3	47	295
Billy Garrett Jr.	DePaul	2014-17	4	69	293
Jason Lawson	Villanova	1993-97	4	71	286
Dominique Jones	USF	2007-10	3	54	281
Hakim Warrick	Syracuse	2001-05	4	63	279
Felipe Lopez	St. John's	1994-98	4	72	279
Lawrence Moten	Syracuse	1991-95	4	72	277
Jerry McCullough	Pittsburgh	1991-96	4	70	276
John Wallace	Syracuse	1992-96	4	72	276
Othella Harrington	Georgetown	1992-96	4	72	270
Arturas Karnishovas	Seton Hall	1990-94	4	68	271
Pat Garrity	Notre Dame	1995-98	3	54	271
Khadeen Carrington	Seton Hall	2014-18	4	72	265
Chris Smith	Connecticut	1988-92	4	64	265

## FREE THROW ATTEMPTS

NAME	SCHOOL	YEARS	GP	FTA
Zendon Hamilton	St. John's	1994-98	72	572
Danya Abrams	Boston College	1993-97	71	565
Alonzo Mourning	Georgetown	1988-92	62	532
Troy Bell	Boston College	1999-03	62	516
Bill Curley	Boston College	1990-94	70	483
Charles Smith	Pittsburgh	1984-88	64	447
Brian Shorter	Pittsburgh	1988-91	48	446
Terry Dehere	Seton Hall	1989-93	68	446
Malik Sealy	St. John's	1988-92	64	441
Derrick Coleman	Syracuse	1986-90	64	438

## FREE THROW PERCENTAGE

(\*Minimum 2.5 FTM per game)

NAME	SCHOOL	CAREER	YRS	GP	FTM-FTA	PCT
Andrew Rowsey	Marquette	2016-18	2	36	135-145	.931
Gerry McNamara	Syracuse	2002-06	4	64	199-217	.917
Gary Buchanan	Villanova	1999-03	4	63	179-196	.913
Sean Miller	Pittsburgh	1987-92	4	66	209-230	.909
Jason Matthews	Pittsburgh	1987-91	4	64	255-287	.889
Sharaud Curry	Providence	2005-10	4	66	197-224	.879
Ashton Gibbs	Pittsburgh	2008-12	4	69	175-199	.879
Troy Bell	Boston College	1999-03	4	62	449-516	.870
Chris Mullin	St. John's	1981-85	4	62	370-430	.861
Chris Thomas	Notre Dame	2001-05	4	64	256-299	.856
Dana Barros	Boston College	1985-89	4	64	252-295	.854
Dan Schayes	Syracuse	1979-81	2	20	91-107	.851
James Jones	Miami	1999-03	4	63	167-197	.848
Maalik Wayns	Villanova	2009-12	3	51	182-215	.847
Richard Hamilton	Connecticut	1996-99	3	53	223-264	.844
Greg Woodard	Villanova	1988-92	4	66	235-279	.842
Earl Kelley	Connecticut	1982-86	4	49	229-273	.839
D'Vauntes						
Smith-Rivera	Georgetown	2012-16	4	71	262-313	.837
Shamorie Ponds	St. John's	2016-	2	33	141-169	.834
Kris Jenkins	Villanova	2014-17	4	72	145-174	.833
Greg Harvey	St. John's	1987-90	2	30	100-120	.833
John Salmons	Miami	1998-01	4	66	196-236	.831
Allan Ray	Villanova	2002-06	4	63	195-235	.830
Davante Gardner	Marquette	2010-14	4	62	251-303	.828
Geoff Billett	Rutgers	1995-99	4	72	234-283	.826
Jalen Brunson	Villanova	2015-18	3	54	176-213	.826
Matt Carroll	Notre Dame	1999-02	4	63	161-195	.826
Russ Smith	Louisville	2010-13	3	45	151-183	.825
Johnny Hemsley	Miami	1996-00	4	60	153-186	.823
Lazar Hayward	Marquette	2006-10	4	70	184-224	.821
Scottie Reynolds	Villanova	2006-10	4	70	330-403	.819
Rob Hodgson	Rutgers	1995-99	4	70	262-320	.818
Kellen Dunham	Butler	2013-16	3	54	196-240	.817
Gerald Riley	Georgetown	2000-04	4	64	170-208	.817
Bryce Cotton	Providence	2010-14	4	71	247-303	.815
Carlton Screen	Providence	1986-90	4	62	185-227	.815
Khalid El-Amin	Connecticut	1997-00	3	52	131-161	.814
Corny Thompson	Connecticut	1979-82	3	34	143-176	.813
Terry Dehere	Seton Hall	1989-93	4	68	362-446	.812
Marcus Williams	Connecticut	2003-06	3	34	98-121	.810
Billy Garrett, Jr.	DePaul	2013-17	4	69	281-357	.809
Arturas						
Karnishovas	Seton Hall	1990-94	4	68	271-336	.807
Dan Callandrillo	Seton Hall	1979-82	3	34	199-247	.806
Khadeen						
Carrington	Seton Hall	2014-18	4	72	265-329	.805
Michael Jackson	Georgetown	1982-86	4	62	178-221	.805

## One-year Players

Steve Novak	Marquette	2005-06	1	16	50-52	.962
Bernard Rencher	St. John's	1979-80	1	6	15-17	.882
Jonathan Hargett	West Virginia	2001-02	1	16	58-66	.879
Taquan Dean	Louisville	2005-06	1	14	44-51	.863



# Career Leaders

## THREE-POINT FIELD GOALS MADE

NAME	SCHOOL	YEARS	GP	3FGM
Jeremy Hazell	Seton Hall	2007-11	68	201
Colin Falls	Notre Dame	2003-07	64	189
Gerry McNamara	Syracuse	2002-06	64	183
Steve Edwards	Miami	1992-96	72	178
Deonta Vaughn	Cincinnati	2006-10	70	172
Allan Ray	Villanova	2002-06	63	168
Gary Buchanan	Villanova	1999-03	63	167
Kerry Kittles	Villanova	1992-96	69	166
Terry Dehere	Seton Hall	1989-93	68	166
Troy Bell	Boston College	1999-03	62	165
Matt Carroll	Notre Dame	1999-03	63	159
Scottie Reynolds	Villanova	2006-10	70	159
Bryce Cotton	Providence	2010-14	71	156
Darius Lane	Seton Hall	1999-02	48	155
Geoff Billett	Rutgers	1995-99	72	154
D'Angelo Harrison	St. John's	2011-15	69	153
Chris Thomas	Notre Dame	2001-05	64	149
Kris Jenkins	Villanova	2014-17	72	149
Trevon Bluiett	Xavier	2014-18	70	147
Ryan Arcidiacono	Villanova	2012-16	72	147
D'Vauntes Smith-Rivera	Georgetown	2012-16	71	147
Darius Rice	Miami	2000-04	61	147
Dana Barros	Boston College	1985-89	64	145
Andy Rautins	Syracuse	2005-10	63	143
Donnie McGrath	Providence	2002-06	63	142
Jamar Nutter	Seton Hall	2004-07	65	141
Chris Quinn	Notre Dame	2002-06	64	141
Ricky Shields	Rutgers	2001-05	64	141
Kyle McAlarney	Notre Dame	2005, 07-09	52	140
Jason Matthews	Pittsburgh	1987-91	64	139
Ashton Gibbs	Pittsburgh	2008-12	69	139
Colin Falls	Notre Dame	2003-06	48	135
Kevin Pittsnogle	West Virginia	2002-06	64	135
Rashad Anderson	Connecticut	2002-06	58	130
Lawrence Moten	Syracuse	1991-95	72	130

## THREE-POINT FIELD GOALS ATTEMPTED

NAME	SCHOOL	CAREER	GP	3FGA
Jeremy Hazell	Seton Hall	2007-11	68	593
Gerry McNamara	Syracuse	2002-06	64	545
Deonta Vaughn	Cincinnati	2006-10	70	514
Steve Edwards	Miami	1992-96	72	508
Colin Falls	Note Dame	2003-07	64	466
Gary Buchanan	Villanova	1999-03	63	448
Troy Bell	Boston College	1999-03	62	446
Allan Ray	Villanova	2002-06	63	440
Chris Thomas	Notre Dame	2001-05	64	438
Terry Dehere	Seton Hall	1989-93	68	437
Darius Rice	Miami	2000-04	61	431
Bryce Cotton	Providence	2010-14	71	422
D'Angelo Harrison	St. John's	2011-15	69	419
Lawrence Moten	Syracuse	1991-95	72	415
Scottie Reynolds	Villanova	2006-10	70	413
Ricky Shields	Rutgers	2001-05	64	409
Geoff Billett	Rutgers	1995-99	72	407
Matt Carroll	Notre Dame	1999-03	63	406
Trevon Bluiett	Xavier	2014-18	70	405
Kerry Kittles	Villanova	1992-96	69	405
Darius Lane	Seton Hall	1999-02	48	404
Donnie McGrath	Providence	2002-06	63	392
Ryan Arcidiacono	Villanova	2012-16	72	381
Kris Jenkins	Villanova	2014-17	72	379
Jamar Nutter	Seton Hall	2004-07	65	376
Andy Rautins	Syracuse	2005-10	63	372
Dana Barros	Boston College	1985-89	64	363
Jamel Thomas	Providence	1995-99	72	359
Shaheen Holloway	Seton Hall	1996-99	68	357
Patrick Beilein	West Virginia	2002-06	64	356
Andre Barrett	Seton Hall	2000-04	64	348
Levell Sanders	Seton Hall	1994-98	72	348
Richard Hamilton	Connecticut	1996-99	53	345
Ashton Gibbs	Pittsburgh	2008-12	69	343

## THREE-POINT FIELD GOAL PERCENTAGE

(\*Minimum 1.5 3FGM per game; years indicate when 3-pointer was in effect)

NAME	SCHOOL	CAREER	YRS	GP	3FGM-FGA	PCT
Sam Hauser	Marquette	2016-	2	36	82-171	.480
Markus Howard	Marquette	2016-	2	35	107-225	.476
Jason Matthews	Pittsburgh	1987-91	4	64	139-298	.466
Ryan Ayers	Notre Dame	2005-09	4	59	90-200	.455
Tim Abromaitis	Notre Dame	2007-11	3	39	88-201	.438
Chris Quinn	Notre Dame	2002-06	4	64	141-323	.437
Howard Eisley	Boston College	1990-94	4	70	110-253	.435
Brian Chase	Virginia Tech	2000-03	3	45	105-243	.432
Sterling Gibbs	Seton Hall	2013-15	2	33	66-154	.429
Albert Mouring	Connecticut	1997-01	4	58	96-225	.427
Alex Barlow	Butler	2013-15	2	36	61-144	.424
Kyle McAlarney	Notre Dame	2006-09	4	52	140-332	.422
Todd Billet	Rutgers	1999-01	2	32	98-233	.421
Ray Allen	Connecticut	1993-96	3	54	129-298	.420
Keith Friel	Notre Dame	1996-98	2	20	37-89	.416
Ronald Ramon	Pittsburgh	2004-08	4	65	119-287	.415
Andrew Rowsey	Marquette	2016-18	2	36	103-250	.412
Doron Sheffer	Connecticut	1993-96	3	54	105-255	.412
Kerry Kittles	Villanova	1992-96	4	69	166-405	.410
Delray Brooks	Providence	1986-88	2	32	77-188	.410
Colin Falls	Notre Dame	2003-07	3	64	189-466	.406
Ashton Gibbs	Pittsburgh	2008-12	4	69	139-343	.405
Kyle Kuric	Louisville	2008-12	4	57	96-237	.405
Darius Johnson-Odom	Marquette	2009-12	3	54	125-309	.405
Sean Miller	Pittsburgh	1987-92	4	66	117-291	.402
Jake Morton	Miami	1991-93	2	33	51-127	.401
Greg Woodard	Villanova	1988-92	4	66	102-255	.400

## One-year Players

Steve Novak	Marquette	2005-06	1	16	70-148	.473
Doug McDermott	Creighton	2013-14	1	18	50-108	.463
Rick Krecklow	Creighton	2014-15	1	17	33-73	.452
Ethan Wragge	Creighton	2013-14	1	18	50-110	.455
Damon Santiago	Rutgers	1995-96	1	18	53-120	.442
Luke Hancock	Louisville	2013-14	1	18	32-74	.432
Avery Woodson	Butler	2016-17	1	18	41-96	.427
Sean Connelly	Providence	1998-99	1	18	37-90	.411



Sam Hauser, Marquette

## ASSISTS

NAME	SCHOOL	CAREER	YRS.	GP	AVG.	A
Vincent Council	Providence	2009-13	4	71	6.4	454
Sherman Douglas	Syracuse	1985-89	4	61	7.0	426
Chris Thomas	Notre Dame	2001-05	4	64	6.4	413
Sean Miller	Pittsburgh	1987-92	4	66	6.0	401
Shaheen Holloway	Seton Hall	1996-00	4	68	5.9	398
Tory Jackson	Notre Dame	2006-10	4	70	5.6	392
Jason Hart	Syracuse	1996-00	4	70	5.6	389
Brandin Knight	Pittsburgh	1999-03	4	64	5.9	375
Joey Brown	Georgetown	1990-94	4	69	5.3	364
Kevin Braswell	Georgetown	1998-02	4	66	5.5	363
Jerry McCullough	Pittsburgh	1991-96	4	70	5.1	360
Adrian Autry	Syracuse	1990-94	4	69	5.0	347
Mark Jackson	St. John's	1983-87	4	64	5.3	342
Jason Buchanan	St. John's	1988-92	4	66	5.1	339
Kevin Ollie	Connecticut	1991-95	4	71	4.6	329
Kyron Cartwright	Providence	2014-18	4	72	4.5	327
Kevin Norris	Miami	1994-98	4	72	4.5	325
Scoop Jardine	Syracuse	2007,09-12	4	70	4.6	323
Dominic James	Marquette	2005-09	4	65	4.9	320
Dwayne Washington	Syracuse	1983-86	3	48	6.6	317
Peyton Siva	Louisville	2009-13	4	72	6.6	315
Taliek Brown	Connecticut	2000-04	4	60	5.3	315
Andre Barrett	Seton Hall	2000-04	4	64	4.9	312
Carl Krauser	Pittsburgh	2002-06	4	63	4.9	309
Chris Howard	USF	2006-10	4	68	4.5	307
Doron Sheffer	Connecticut	1993-96	3	54	5.7	306
Darelle Porter	Pittsburgh	1987-91	4	64	4.7	301
Vernon Jennings	Miami	1996-00	4	68	4.4	300
Michael Jackson	Georgetown	1982-86	4	62	4.8	299
Gerry McNamara	Syracuse	2002-06	4	64	4.7	299
Brandon Young	DePaul	2010-14	4	72	4.1	296
Kenny Wilson	Villanova	1985-89	4	64	4.6	295
Howard Easley	Boston College	1990-94	4	70	4.2	294
Duane Woodward	Boston College	1994-98	4	69	4.2	293
Jordan Theodore	Seton Hall	2008-12	4	72	4.0	290
Vonteego Cummings	Pittsburgh	1995-99	4	62	4.6	290
John Celestand	Villanova	1995-99	4	70	4.1	290

## ASSISTS AVERAGE

NAME	SCHOOL	CAREER	YRS.	GP	ASSIST.	AVG.
Marcus Williams	Connecticut	2003-06	3	34	276	8.1
Maurice Watson Jr.	Creighton	2015-17	2	24	169	7.0
Sherman Douglas	Syracuse	1985-89	4	61	426	7.0
God Shammgod	Providence	1995-97	2	35	241	6.9
Dwayne Washington	Syracuse	1983-86	3	48	317	6.6
Chris Thomas	Notre Dame	2001-05	4	64	413	6.4
Vincent Council	Providence	2009-13	4	71	454	6.4
Abdul Abdullah	Providence	1992-94	2	35	213	6.1
Sean Miller	Pittsburgh	1987-92	4	66	401	6.0
Dee Davis	Xavier	2013-15	2	36	213	5.9
Brandin Knight	Pittsburgh	1999-03	4	64	375	5.9
Shaheen Holloway	Seton Hall	1996-00	4	68	398	5.9
Doron Sheffer	Connecticut	1993-96	3	54	306	5.7
Stewart Granger	Villanova	1980-83	3	44	250	5.7
Jerian Grant	Notre Dame	2011-13	2	36	203	5.6
Jason Hart	Syracuse	1996-00	4	70	389	5.6
Billy Culbertson	Pittsburgh	1982-84	2	32	178	5.6
Tory Jackson	Notre Dame	2006-10	4	70	392	5.6
Anthony Collins	USF	2011-13	2	36	198	5.5
Kevin Braswell	Georgetown	1998-02	4	66	363	5.5
Eddie Moss	Syracuse	1979-81	2	20	108	5.4
Kris Dunn	Providence	2012-16	3	54	286	5.3
Taliek Brown	Connecticut	2000-04	4	60	315	5.3
Joey Brown	Georgetown	1990-94	4	69	364	5.3
Mark Jackson	St. John's	1983-87	4	64	342	5.3
Jerry McCullough	Pittsburgh	1991-96	4	70	360	5.1
Jason Buchanan	St. John's	1988-92	4	66	339	5.1

## One-year players

Omar Cook	St. John's	2000-01	1	16	135	8.4
Kenny Brunner	Georgetown	1997-98	1	11	71	6.5
John Duren	Georgetown	1979-80	1	6	36	6.0
Bernard Rencher	St. John's	1979-80	1	6	36	6.0
Doug Gottlieb	Notre Dame	1995-96	1	18	103	5.7

## STEALS

NAME	SCHOOL	CAREER	YRS.	GP	AVG.	STLS
John Linehan	Providence	1997-02	4	68	3.3	226
Eric Murdock	Providence	1987-91	4	63	3.1	197
Jerry McCullough	Pittsburgh	1991-96	4	70	2.5	174
Jason Hart	Syracuse	1996-00	4	70	2.4	168
Kevin Braswell	Georgetown	1998-02	4	66	2.5	165
Kerry Kittles	Villanova	1992-96	4	69	2.3	156
Fuquan Edwin	Seton Hall	2010-14	4	70	2.2	153
Brandin Knight	Pittsburgh	1999-03	4	64	2.3	149
Michael Adams	Boston College	1981-85	4	58	2.6	148
Troy Bell	Boston College	1999-03	4	62	2.3	144
Jerel McNeal	Marquette	2005-09	4	66	2.1	141
Scott Burrell	Connecticut	1989-93	4	61	2.3	138
Shaheen Holloway	Seton Hall	1996-00	4	68	1.9	131
Allen Iverson	Georgetown	1994-96	2	36	3.6	131
Joey Brown	Georgetown	1990-94	4	69	1.9	131
Vernon Jennings	Miami	1996-00	4	68	1.9	130
Lawrence Moten	Syracuse	1991-95	4	72	1.8	129
Vonteego Cummings	Pittsburgh	1995-99	4	62	2.1	128
Jeremy Hazell	Seton Hall	2007-11	4	68	1.9	127
Adrian Griffin	Seton Hall	1992-96	4	72	1.7	125
Adrian Autry	Syracuse	1990-94	4	69	1.8	123
Kevin Norris	Miami	1994-98	4	72	1.7	122
Paul Gause	Seton Hall	2005-09	4	54	2.2	121
Dominic James	Marquette	2005-09	4	65	1.9	120
Gerry McNamara	Syracuse	2002-06	4	64	1.9	119
Ricardo Greer	Pittsburgh	1997-01	4	67	1.7	118
Damian Owens	West Virginia	1995-98	3	54	2.2	117
Malik Sealy	St. John's	1988-92	4	64	1.8	116
Kris Dunn	Providence	2012-16	3	54	2.1	115
Levell Sanders	Seton Hall	1994-98	4	72	1.6	115
Alvin Williams	Villanova	1993-97	4	71	1.6	115
Chris Mullin	St. John's	1981-85	4	62	1.8	113
Kellii Taylor	Pittsburgh	1996-00	4	47	2.4	112
Duane Woodward	Boston College	1994-98	4	69	1.6	112

## STEALS AVERAGE

NAME	SCHOOL	CAREER	YRS.	GP	STEALS	AVG.
Mike Moses	St. John's	1983-85	2	32	125	3.91
Allen Iverson	Georgetown	1994-96	2	36	131	3.64
John Linehan	Providence	1997-02	4	68	226	3.32
Eric Murdock	Providence	1987-91	4	63	197	3.13
Marcus Hatten	St. John's	2001-03	2	32	94	2.94
Justin Simon	St. John's	2017-	1	18	46	2.56
Michael Adams	Boston College	1981-85	4	58	148	2.55
Kevin Braswell	Georgetown	1998-02	4	66	165	2.50
Jerry McCullough	Pittsburgh	1991-96	4	70	174	2.48
Jason Hart	Syracuse	1996-00	4	70	168	2.40
Kellii Taylor	Pittsburgh	1996-00	4	47	112	2.38
Shamorie Ponds	St. John's	2016-	2	33	77	2.33
Brandin Knight	Pittsburgh	1999-03	4	64	149	2.33
Troy Bell	Boston College	1999-03	4	62	144	2.32
Scott Burrell	Connecticut	1989-93	4	61	138	2.26
Kerry Kittles	Villanova	1992-96	4	69	156	2.26
Dwayne Washington	Syracuse	1983-86	3	48	108	2.25
Eddie Moss	Syracuse	1979-81	2	20	45	2.25
Dan Callandrillo	Seton Hall	1979-82	3	34	76	2.24
Paul Gause	Seton Hall	2005-09	4	54	121	2.24
Fuquan Edwin	Seton Hall	2010-14	4	70	153	2.19
Damian Owens	West Virginia	1995-98	3	54	117	2.17
Jerel McNeal	Marquette	2005-09	4	66	141	2.14
Kris Dunn	Providence	2012-16	3	54	115	2.13
Billy Owens	Syracuse	1988-91	3	48	102	2.13
Marvis 'Bootsy' Thornton	St. John's	1998-00	2	34	71	2.09
God Shammgod	Providence	1995-97	2	35	73	2.09
Jae Crowder	Marquette	2010-12	2	36	75	2.08

## One-year Players

Nadav Henefeld	Connecticut	1989-90	1	16	59	3.69
Bernard Rencher	St. John's	1979-80	1	6	18	3.00
Jerome Scott	Miami	1991-92	1	18	43	2.38
John Duren	Georgetown	1979-80	1	6	14	2.33
Louis Orr	Syracuse	1979-80	1	6	13	2.16
Reggie Carter	St. John's	1979-80	1	6	13	2.16



## BLOCKED SHOTS

NAME	SCHOOL	CAREER	YRS.	GP	AVG.	BLKS
Patrick Ewing	Georgetown	1981-85	4	62	3.98	247
Hasheem Thabeet	Connecticut	2006-09	3	52	4.67	243
Etan Thomas	Syracuse	1996-00	4	64	3.63	232
Alonzo Mourning	Georgetown	1988-92	4	62	3.61	224
Jason Lawson	Villanova	1993-97	4	71	3.04	216
Emeka Okafor	Connecticut	2001-04	3	48	4.30	207
Dikembe Mutombo	Georgetown	1988-91	3	48	3.83	184
Constantin Popa	Miami	1991-95	4	72	2.22	160
Charles Smith	Pittsburgh	1984-88	4	64	2.47	158
Hamady Ndiaye	Rutgers	2006-10	4	70	2.24	157
Marcus Douthit	Providence	2000-04	4	63	2.39	151
Rony Seikaly	Syracuse	1984-88	4	64	2.36	151
Derrick Coleman	Syracuse	1986-90	4	64	2.28	146
Chris Obekpa	St. John's	2012-15	3	51	2.82	144
Tim James	Miami	1995-99	4	72	2.00	144
Ruben Boumtje						
Boumtje	Georgetown	1997-01	4	52	2.75	143
Donyell Marshall	Connecticut	1991-94	3	54	2.61	141
Rick Jackson	Syracuse	2007-11	4	71	1.93	139
Gorgui Dieng	Louisville	2010-13	3	49	2.71	133
Conrad McRae	Syracuse	1989-93	4	60	2.22	133
Ed Pinckney	Villanova	1981-85	4	61	2.11	129
Herve Lamizana	Rutgers	2000-04	4	48	2.56	123
Jeremy McNeil	Syracuse	2000-04	4	60	2.01	121
John Wallace	Syracuse	1992-96	4	72	1.67	120
Eric Mobley	Pittsburgh	1991-94	3	53	2.25	119
Othella Harrington	Georgetown	1992-96	4	72	1.64	118

## BLOCKED SHOTS AVERAGE

NAME	SCHOOL	CAREER	YRS.	GP	BLK	AVG.
Hasheem Thabeet	Connecticut	2006-09	3	52	243	4.67
Emeka Okafor	Connecticut	2001-04	3	48	207	4.30
Patrick Ewing	Georgetown	1981-85	4	62	247	3.98
Dikembe Mutombo	Georgetown	1988-91	3	48	184	3.83
Etan Thomas	Syracuse	1996-00	4	64	232	3.63
Alonzo Mourning	Georgetown	1988-92	4	62	224	3.61
Jason Lawson	Villanova	1993-97	4	71	216	3.04
Darryl Watkins	Syracuse	2003-07	4	47	117	2.89
Chris Obekpa	St. John's	2012-15	3	51	144	2.82
Ruben Boumtje						
Boumtje	Georgetown	1997-01	4	52	143	2.75
D'or Fischer	West Virginia	2003-05	2	31	84	2.71
Samuel Dalembert	Seton Hall	1999-01	2	32	86	2.69
Donyell Marshall	Connecticut	1991-94	3	54	141	2.61
Herve Lamizana	Rutgers	2000-04	4	48	123	2.56
Ryan Humphrey	Notre Dame	2000-02	2	31	77	2.48
Charles Smith	Pittsburgh	1984-88	4	64	158	2.47
Marcus Douthit	Providence	2000-04	4	63	151	2.39
Rony Seikaly	Syracuse	1984-88	4	64	151	2.36
Carson Desrosiers	Providence	2013-15	2	33	76	2.30
Derrick Coleman	Syracuse	1986-90	4	64	146	2.28
Eric Mobley	Pittsburgh	1991-94	3	53	119	2.25
Hamady Ndiaye	Rutgers	2006-10	4	70	157	2.24
Constantin Popa	Miami	1991-95	4	72	160	2.22
Conrad McRae	Syracuse	1989-93	4	60	133	2.22
Ed Pinckney	Villanova	1981-85	4	61	129	2.11
Josh Boone	Connecticut	2003-06	3	47	98	2.09

## One-year Players

Eddie Griffin	Seton Hall	2000-01	1	15	61	4.07
Eric Hicks	Cincinnati	2005-06	1	16	53	3.31
Solomon Jones	USF	2005-06	1	16	41	2.56
Andre Drummond	Connecticut	2011-12	1	18	46	2.56
Gregory Echenique	Rutgers	2008-09	1	18	44	2.44

## GAMES PLAYED

NAME	SCHOOL	CAREER	YRS.	GP
Kelan Martin	Butler	2014-18	4	72
Kyron Cartwright	Providence	2014-18	4	72
Khadeen Carrington	Seton Hall	2014-18	4	72
Angel Delgado	Seton Hall	2014-18	4	72
J.P. Macura	Xavier	2014-18	4	72
Josh Hart	Villanova	2013-17	4	72
Kris Jenkins	Villanova	2013-17	4	72
Ryan Arcidiacono	Villanova	2012-16	4	72
LaDontae Henton	Providence	2011-15	4	72
JayVaughn Pinkston	Villanova	2011-15	4	72
Nate Lubick	Georgetown	2010-14	4	72
Brandon Young	DePaul	2010-14	4	72
Kadeem Batts	Providence	2010-14	4	72
Peyton Siva	Louisville	2010-13	4	72
Toarlyn Fitzpatrick	USF	2010-13	4	72
Brandon Triche	Syracuse	2010-13	4	72
Dane Miller	Rutgers	2010-13	4	72
Darryl Bryant	West Virginia	2008-12	4	72
Jason Clark	Georgetown	2008-12	4	72
Jordan Theodore	Seton Hall	2008-12	4	72
John Flowers	West Virginia	2007-11	4	72
Paris Horne	St. John's	2007-11	4	72
Justin Burrell	St. John's	2007-11	4	72
Corey Fisher	Villanova	2007-11	4	72
St. J. Kennedy	St. John's	2007-11	4	72
Rashad Bishop	Cincinnati	2007-11	4	72
Mike Coburn	Rutgers	2007-11	4	72
Gilbert Brown	Pittsburgh	2007-11	4	72
Rick Jackson	Syracuse	2007-11	4	72
Antonio Pena	Villanova	2007-11	4	72
Kevin Jones	West Virginia	2007-11	4	72

## GAMES STARTED

NAME	SCHOOL	CAREER	YRS.	GS
Brandon Triche	Syracuse	2010-13	4	72
Angel Delgado	Seton Hall	2014-18	4	71
Ryan Arcidiacono	Villanova	2012-16	4	71
Brandon Young	DePaul	2010-14	4	71
D.J. Kennedy	St. John's	2007-11	4	70
Deonta Vaughn	Cincinnati	2006-10	4	69
Tory Jackson	Notre Dame	2006-10	4	69
Darryl Bryant	West Virginia	2008-12	4	69

## MINUTES PLAYED

NAME	SCHOOL	CAREER	YRS.	GP	MP
LaDontae Henton	Providence	2011-15	4	72	2660
Tory Jackson	Notre Dame	2006-10	4	69	2510
Vincent Council	Providence	2010-13	4	71	2498
Chris Thomas	Notre Dame	2001-05	4	64	2487
D'Vauntes					
Smith-Rivera	Georgetown	2012-16	4	71	2452
D'Angelo Harrison	St. John's	2011-15	4	69	2447
Deonta Vaughn	Cincinnati	2006-10	4	69	2401
Bryce Cotton	Providence	2010-14	4	71	2385
Ryan Arcidiacono	Villanova	2012-16	4	72	2364
Gerry McNamara	Syracuse	2002-06	4	64	2336
Chris Howard	USF	2006-10	4	68	2335
Angel Delgado	Seton Hall	2014-18	4	72	2333
Jeremy Hazell	Seton Hall	2007-11	4	68	2330
Khadeen Carrington	Seton Hall	2014-18	4	72	2303
Brandon Young	DePaul	2010-14	4	72	2317
Kevin Jones	West Virginia	2007-11	4	72	2315
Andre Barrett	Seton Hall	2000-04	4	64	2297
Geoff McDermott	Providence	2005-09	4	68	2295



# Annual Leaders

## TEAM SCORING

	GP	FG	3FG	FT	PTS.	AVG.
2017-18 Villanova	18	572	196	228	1584	88.0
2016-17 Marquette	18	506	196	243	1451	80.6
2015-16 Xavier	18	491	136	335	1453	80.7
2014-15 Villanova	18	441	180	318	1380	76.7
2013-14 Creighton	18	490	173	249	1402	77.9
2012-13 Louisville	18	444	88	287	1263	70.2
2001-12 Marquette	18	464	1018	304	1339	74.4
2010-11 Marquette	18	445	103	324	1317	73.2
2009-10 Villanova	18	498	127	346	1469	81.6
2008-09 Villanova	18	489	120	333	1431	79.5
2007-08 Notre Dame	18	503	147	295	1448	80.4
2006-07 Notre Dame	16	406	132	259	1203	75.2
2005-06 Notre Dame	16	426	172	235	1259	78.7
2004-05 Connecticut	16	427	79	300	1233	77.1
2003-04 Connecticut	16	455	98	186	1194	74.6
2002-03 Boston College	16	456	112	272	1296	81.0
2001-02 Georgetown	16	420	92	330	1268	79.2
2000-01 Boston College	16	421	115	290	1247	77.9
1999-00 Syracuse	16	419	92	276	1206	75.4
1998-99 St. John's	18	520	114	258	1412	78.4
1997-98 West Virginia	18	534	99	268	1385	76.9
1996-97 West Virginia	18	522	86	268	1398	77.7
1995-96 Connecticut	18	515	131	274	1435	79.7
1994-95 Connecticut	18	542	129	276	1489	82.7
1993-94 Connecticut	18	510	108	325	1453	80.7
1992-93 Seton Hall	18	440	95	408	1383	76.8
1991-92 Connecticut	18	465	119	346	1395	77.5
1990-91 Pittsburgh	16	409	101	388	1307	81.7
1989-90 Providence	16	452	95	338	1337	83.6
1988-89 Syracuse	16	499	53	253	1304	81.5
1987-88 Syracuse	16	480	60	242	1262	78.9
1986-87 Providence	16	450	129	298	1327	82.9
1985-86 Georgetown	16	476	—	304	1256	78.5
1984-85 St. John's	16	448	—	326	1222	76.4
1983-84 Syracuse	16	504	—	248	1255	78.4
1982-83 Syracuse	16	518	—	289	1325	82.8
1981-82 Syracuse	14	401	—	265	1067	76.2
1980-81 Syracuse	14	383	—	231	997	71.2
1979-80 Syracuse	6	195	—	104	494	82.3

## TEAM SCORING MARGIN

	GP	PTS.	AVG.	PTS.	AVG.	MARGIN
2017-18 Villanova	18	1584	88.0	1374	76.3	11.7
2016-17 Villanova	18	1373	76.3	1162	64.6	11.7
2015-16 Villanova	18	1453	80.7	1186	65.9	11.7
2014-15 Villanova	18	1380	76.7	1150	63.9	12.8
2013-14 Villanova	18	1390	77.2	1211	67.3	9.9
2012-13 Louisville	18	1263	70.2	1055	58.6	11.6
2011-12 Syracuse	18	1286	71.4	1100	61.1	10.3
2010-11 Pittsburgh	18	1247	69.3	1081	60.1	9.2
2009-10 Syracuse	18	1389	77.2	1243	69.1	8.1
2008-09 Pittsburgh	18	1408	78.2	1218	67.7	10.6
2007-08 Louisville	18	1282	71.2	1105	61.4	9.8
2006-07 Georgetown	16	1080	67.5	924	57.8	9.7
2005-06 Connecticut	16	1235	77.2	1079	67.4	9.8
2004-05 Connecticut	16	1233	77.1	1090	68.1	8.9
2003-04 Connecticut	16	1194	74.6	1036	64.8	9.9
2002-03 Pittsburgh	16	1156	72.2	985	61.6	10.7
2001-02 Pittsburgh	16	1169	73.1	1039	64.9	8.1
2000-01 Boston College	16	1247	77.9	1090	68.1	9.8
1999-00 Syracuse	16	1206	75.4	1037	64.8	10.6
1998-99 Connecticut	18	1329	74.9	1137	63.2	11.8
1997-98 Connecticut	18	1374	76.3	1175	65.3	11.1
1996-97 Villanova	18	1335	74.2	1236	68.7	5.5
1995-96 Connecticut	18	1435	79.7	1204	66.9	12.8
1994-95 Connecticut	18	1489	82.7	1303	72.4	10.3
1993-94 Connecticut	18	1453	80.7	1280	71.1	9.6
1992-93 Seton Hall	18	1383	76.8	1251	69.5	7.3
1991-92 St. John's	18	1269	70.5	1175	65.3	5.2
1990-91 Syracuse	16	1279	79.9	1200	75.0	4.9
1989-90 Georgetown	16	1257	78.6	1113	69.6	9.0
1988-89 Syracuse	16	1304	81.5	1175	73.4	8.1

## TEAM SCORING MARGIN (CONTINUED)

	GP	PTS.	AVG.	PTS.	AVG.	MARGIN
1987-88 Syracuse	16	1262	78.9	1130	70.6	8.3
1986-87 Georgetown	16	1183	73.9	1069	66.8	7.1
1985-86 Georgetown	16	1256	78.5	1107	69.2	9.3
1984-85 Georgetown	16	1189	74.3	966	60.4	13.9
1983-84 Georgetown	16	1212	75.8	1004	62.8	13.0
1982-83 St. John's	16	1234	77.1	1093	68.3	8.8
1981-82 Georgetown	14	990	70.7	831	59.4	11.3
1980-81 Boston College	14	972	69.4	906	64.7	4.7
1979-80 Syracuse	6	494	82.3	434	72.3	10.0

## TEAM REBOUNDING

	GP	REB	AVG.
2017-18 DePaul	18	691	38.4
2016-17 Seton Hall	18	697	38.7
2015-16 Seton Hall	18	724	40.2
2014-15 Butler	18	655	36.4
2013-14 Providence	18	651	36.2
2012-13 Providence	18	671	37.3
2001-12 Villanova	18	704	39.1
2010-11 Pittsburgh	18	673	37.4
2009-10 West Virginia	18	697	38.7
2008-09 Connecticut	18	748	41.6
2007-08 Notre Dame	18	747	41.5
2006-07 Connecticut	16	650	40.6
2005-06 Connecticut	16	713	44.6
2004-05 Connecticut	16	685	42.6
2003-04 Connecticut	16	697	43.6
2002-03 Connecticut	16	667	41.7
2001-02 Notre Dame	16	662	41.4
2000-01 Georgetown	16	671	41.9
1999-00 Georgetown	16	672	42.0
1998-99 Georgetown	18	772	42.9
1997-98 Connecticut	18	740	41.1
1996-97 Georgetown	18	810	45.0
1995-96 Georgetown	18	740	41.1
1994-95 Connecticut	18	717	39.8
1993-94 Syracuse	18	706	39.2
1992-93 Providence	18	716	39.8
1991-92 Providence	18	729	40.5
1990-91 Providence	16	643	40.2
1989-90 Georgetown	16	665	41.6
1988-89 Seton Hall	16	614	38.4
1987-88 Syracuse	16	625	39.1
1986-87 Georgetown	16	638	39.9
1985-86 Georgetown	16	620	38.8
1984-85 Georgetown	16	599	37.4
1983-84 Georgetown	16	591	36.9
1982-83 Syracuse	16	629	39.7
1981-82 Georgetown	14	498	35.6
1980-81 St. John's	14	456	32.6
1979-80 Syracuse	6	241	40.2

# Annual Leaders

## TEAM REBOUNDED MARGIN

		GP	REB.	AVG.	OPP. REB.	OPP. AVG.	MARGIN
2017-18	Xavier	18	669	37.2	567	31.5	5.7
2016-17	Xavier	18	670	37.2	38.7	30.3	6.9
2015-16	Xavier	18	706	39.2	636	35.3	3.9
2014-15	Butler	18	655	36.4	524	29.1	7.3
2013-14	Xavier	18	618	34.3	554	30.8	3.6
2012-13	Marquette	18	620	34.3	547	30.4	4.1
2011-12	West Virginia	18	673	37.4	569	31.6	5.8
2010-11	Pittsburgh	18	673	37.4	544	30.2	7.2
2009-10	West Virginia	18	697	38.7	607	33.7	5.0
2008-09	Pittsburgh	18	713	39.6	525	29.2	10.4
2007-08	Syracuse	18	702	39.0	617	34.3	4.7
2006-07	Pittsburgh	16	553	34.6	471	29.4	5.1
2005-06	Connecticut	16	713	44.6	556	34.8	9.8
2004-05	Connecticut	16	685	42.8	558	34.9	7.9
2003-04	Connecticut	16	697	43.6	582	36.4	7.2
2002-03	Connecticut	16	667	41.7	580	36.2	5.4
2001-02	Connecticut	16	660	41.2	578	36.1	5.1
2000-01	Georgetown	16	671	41.9	571	35.7	6.2
1999-00	Georgetown	16	672	42.0	614	38.4	3.6
1998-99	Connecticut	18	721	40.1	624	34.7	5.4
1997-98	Connecticut	18	740	41.1	639	35.5	5.6
1996-97	St. John's	18	766	42.6	617	34.3	8.3
1995-96	Connecticut	18	724	40.2	606	33.7	6.5
1994-95	Connecticut	18	717	39.8	624	34.7	5.1
1993-94	Providence	18	705	39.2	605	33.6	5.6
1992-93	Providence	18	716	39.8	594	33.0	6.8
1991-92	Providence	18	729	40.5	612	34.0	6.5
1990-91	Georgetown	16	611	38.2	533	33.3	4.9
1989-90	Georgetown	16	665	41.6	558	34.9	6.7
1988-89	Seton Hall	16	614	38.4	541	33.8	4.6
1987-88	Syracuse	16	625	39.1	525	32.8	6.3
1986-87	Pittsburgh	16	635	39.7	517	32.3	7.4
1985-86	Georgetown	16	620	38.8	533	33.3	5.5
1984-85	Georgetown	16	599	37.4	522	32.6	4.8
1983-84	Georgetown	16	591	36.9	509	31.8	5.1
1982-83	Syracuse	16	629	39.7	572	35.8	3.9
1981-82	Georgetown	14	498	35.6	438	31.3	4.3

## TEAM FIELD GOAL PERCENTAGE

		GP	FGM	FGA	PCT.
2017-18	Villanova	18	572	1119	.511
2016-17	Creighton	18	533	1078	.494
2015-16	Villanova	18	472	1001	.472
2014-15	Villanova	18	441	952	.463
2013-14	Creighton	18	490	982	.499
2012-13	Marquette	18	424	923	.459
2011-12	Marquette	18	464	1018	.456
2010-11	Syracuse	18	468	994	.471
2009-10	Georgetown	18	466	946	.493
2008-09	Syracuse	18	532	1088	.489
2007-08	Louisville	18	460	993	.463
2006-07	Georgetown	16	383	758	.505
2005-06	Connecticut	16	445	959	.464
2004-05	Syracuse	16	435	913	.476
2003-04	Pittsburgh	16	402	857	.469
2002-03	Pittsburgh	16	406	816	.498
2001-02	Connecticut	16	438	917	.478
2000-01	Villanova	16	401	849	.472
1999-00	Syracuse	16	419	891	.470
1998-99	Miami	18	475	966	.492
1997-98	Connecticut	18	493	1082	.456
1996-97	West Virginia	18	522	1131	.462
1995-96	Connecticut	18	515	1075	.479
1994-95	Syracuse	18	540	1085	.498
1993-94	Connecticut	18	510	1070	.477
1992-93	St. John's	18	479	1014	.472
1991-92	Pittsburgh	18	455	1004	.453
1990-91	Seton Hall	16	395	839	.471
1989-90	Providence	16	452	962	.470
1988-89	Syracuse	16	499	972	.513
1987-88	St. John's	16	418	829	.504
1986-87	Syracuse	16	472	935	.505
1985-86	St. John's	16	477	913	.522

## TEAM FIELD GOAL PERCENTAGE (CONTINUED)

		GP	FGM	FGA	PCT.
1984-85	St. John's	16	448	855	.524
1983-84	Syracuse	16	504	934	.540
1982-83	Syracuse	16	518	1002	.517
1981-82	Villanova	14	357	679	.526
1980-81	Connecticut	14	360	689	.522
1979-80	Connecticut	6	181	331	.547

## TEAM THREE-POINT FIELD GOAL PCT.

		GP	3FGM	3FGA	PCT.
2017-18	Marquette	18	196	459	.427
2016-17	Marquette	18	196	437	.449
2015-16	Butler	18	125	318	.393
2014-15	Villanova	18	180	450	.400
2013-14	Creighton	18	173	424	.408
2012-13	Georgetown	18	113	299	.378
2011-12	Seton Hall	18	133	363	.366
2010-11	Notre Dame	18	143	354	.404
2009-10	Georgetown	18	118	295	.400
2008-09	Notre Dame	18	152	391	.389
2007-08	Notre Dame	18	147	361	.407
2006-07	Notre Dame	16	132	348	.379
2005-06	Marquette	16	144	347	.415
2004-05	Notre Dame	16	155	385	.403
2003-04	Connecticut	16	98	251	.390
2002-03	Connecticut	16	90	233	.386
2001-02	Georgetown	16	98	272	.360
2000-01	Rutgers	16	98	245	.400
	Providence	16	132	330	.400
1999-00	Connecticut	16	89	224	.397
1998-99	Villanova	18	152	392	.388
1997-98	Rutgers	18	124	338	.367
1996-97	Boston College	18	112	298	.376
1995-96	Connecticut	18	131	333	.393
1994-95	Villanova	18	142	345	.412
1993-94	Boston College	18	126	307	.410
1992-93	Boston College	18	101	239	.423
1991-92	Boston College	18	120	290	.414
1990-91	Pittsburgh	16	101	235	.430
1989-90	Georgetown	16	76	190	.400
1988-89	Pittsburgh	16	92	217	.424
1987-88	Boston College	16	87	185	.470
1986-87	Providence	16	129	315	.410



Markus Howard, Marquette

## TEAM FREE THROW PERCENTAGE

	GP	FTM	FTA	PCT.	
2017-18	Marquette	18	228	284	.803
2016-17	Villanova	18	270	338	.799
2015-16	Villanova	18	306	381	.803
2014-15	Xavier	18	292	390	.749
2013-14	Providence	18	337	441	.764
2012-13	Connecticut	18	271	364	.745
2011-12	Villanova	18	315	419	.752
2010-11	USF	18	248	334	.743
2009-10	Marquette	18	256	337	.760
2008-09	West Virginia	18	231	311	.743
2007-08	Connecticut	18	344	457	.753
2006-07	Villanova	16	263	342	.769
2005-06	Villanova	16	262	343	.764
2004-05	West Virginia	16	215	274	.785
2003-04	Villanova	16	231	301	.767
2002-03	Providence	16	274	347	.790
2001-02	Miami	16	275	336	.818
2000-01	Providence	16	281	379	.741
1999-00	Miami	16	236	314	.752
1998-99	Villanova	18	275	370	.743
1997-98	Syracuse	18	326	458	.712
1996-97	Boston College	18	294	414	.710
1995-96	Connecticut	18	274	365	.751
1994-95	Connecticut	18	276	361	.765
1993-94	Connecticut	18	325	445	.730
1992-93	Seton Hall	18	408	535	.763
1991-92	Villanova	18	408	532	.767
1990-91	Seton Hall	16	307	405	.758
1989-90	Seton Hall	16	268	360	.744
1988-89	Seton Hall	16	365	477	.776
1987-88	Boston College	16	229	303	.756
1986-87	Providence	16	298	376	.793
1985-86	St. John's	16	276	366	.754
1984-85	Connecticut	16	220	288	.764
1983-84	Boston College	16	313	413	.758
1982-83	St. John's	16	368	465	.791
1981-82	St. John's	14	293	379	.773
1980-81	Connecticut	14	234	294	.796
1979-80	Boston College	6	116	159	.730

## TEAM ASSISTS

	GP	AST.	AVG.	
2017-18	Villanova	18	303	16.8
2016-17	Creighton	18	303	16.8
2015-16	Xavier	18	301	16.7
2014-15	Xavier	18	290	16.1
2013-14	Creighton	18	312	17.3
2012-13	Notre Dame	18	288	16.0
2011-12	Marquette	18	302	16.8
2010-11	Louisville	18	301	16.70
2009-10	Syracuse	18	310	17.22
2008-09	Pittsburgh	18	325	18.06
2007-08	Notre Dame	18	330	18.33
2006-07	Pittsburgh	16	263	16.44
2005-06	West Virginia	16	282	17.63
2004-05	Connecticut	16	282	17.62
2003-04	Boston College	16	278	17.38
2002-03	Boston College	16	278	17.38
2001-02	Notre Dame	16	300	18.75
2000-01	Georgetown	16	265	16.56
1999-00	Syracuse	16	274	17.12
1998-99	St. John's	18	302	16.78
1997-98	Villanova	18	296	16.4
1996-97	Providence	18	305	16.9
1995-96	Syracuse	18	340	18.9
1994-95	Connecticut	18	338	18.8
1993-94	Connecticut	18	311	17.3
1992-93	St. John's	18	289	16.1
1991-92	St. John's	18	265	14.7
1990-91	Pittsburgh	16	254	15.9
1989-90	Providence	16	277	17.3
1988-89	Syracuse	16	285	17.8
1987-88	Syracuse	16	309	19.3

## TEAM ASSISTS (CONTINUED)

	GP	AST.	AVG.	
1986-87	Syracuse	16	278	17.4
1985-86	Syracuse	16	325	20.3
1984-85	St. John's	16	282	17.6
1983-84	Syracuse	16	312	19.5
1982-83	Syracuse	16	304	19.0
1981-82	Villanova	14	199	14.2
1980-81	Connecticut	14	212	15.1
1979-80	Syracuse	6	110	18.3

## TEAM STEALS

	GP	STLS.	AVG.	
2017-18	St. John's	18	153	8.5
2016-17	Villanova	18	136	7.6
2015-16	Marquette	18	135	7.5
2014-15	Georgetown	18	130	7.2
2013-14	St. John's	18	126	7.0
2012-13	Louisville	18	181	10.1
2011-12	Louisville	18	162	9.0
2010-11	Louisville	18	157	8.7
2009-10	Providence	18	144	8.00
2008-09	Louisville	18	155	8.61
2007-08	Marquette	18	164	9.11
2006-07	Seton Hall	16	142	8.88
2005-06	Syracuse	16	131	8.19
2004-05	Villanova	16	141	8.81
2003-04	Virginia Tech	16	161	10.06
2002-03	St. John's	16	150	9.38
2001-02	Syracuse	16	179	11.19
2000-01	Boston College	16	168	10.50
1999-00	St. John's	16	182	11.38
1998-99	Providence	18	192	10.67
1997-98	West Virginia	18	194	10.8
1996-97	West Virginia	18	184	10.2
1995-96	Georgetown	18	201	11.2
1994-95	Georgetown	18	188	10.4
1993-94	St. John's	18	159	8.8
1992-93	St. John's	18	161	8.9
1991-92	St. John's	18	160	8.9
1990-91	Syracuse	16	160	10.0
1989-90	Connecticut	16	198	12.4
1988-89	Providence	16	152	9.5
1987-88	Providence	16	155	9.7
1986-87	Providence	16	134	8.4
1985-86	Providence	16	167	10.4
1984-85	Georgetown	16	128	8.0
1983-84	Georgetown	16	161	10.1
1982-83	Georgetown	16	151	9.4
1981-82	Georgetown	14	135	9.6
1980-81	Georgetown	14	121	8.6
1979-80	St. John's	6	65	10.8

## TEAM BLOCKED SHOTS

	GP	BLKS	AVG.	
2017-18	St. John's	18	83	4.61
2016-17	St. John's	18	96	5.33
2015-16	St. John's	18	92	5.11
2014-15	St. John's	18	117	6.50
2013-14	St. John's	18	112	6.22
2012-13	St. John's	18	114	6.33
2011-12	Syracuse	18	134	7.44
2010-11	Syracuse	18	123	6.83
2009-10	Connecticut	18	120	6.67
2008-09	Connecticut	18	147	8.17
2007-08	Connecticut	18	165	9.17
2006-07	Connecticut	16	123	7.69
2005-06	Connecticut	16	159	9.94
2004-05	Connecticut	16	128	8.00
2003-04	Connecticut	16	135	8.44
2002-03	Connecticut	16	125	7.81
2001-02	Rutgers	16	119	7.44
2000-01	Seton Hall	16	104	6.50
1999-00	Georgetown	16	111	6.94
1998-99	Syracuse	18	122	6.78



# Annual Leaders

## TEAM BLOCKED SHOTS (CONTINUED)

	GP	BLKS	AVG.	
1997-98	Pittsburgh	18	98	5.4
1996-97	Villanova	18	123	6.8
1995-96	Connecticut	18	106	5.9
1994-95	Villanova	18	96	5.3
1993-94	Villanova	18	101	5.6
1992-93	Syracuse	18	113	6.3
1991-92	Georgetown	18	112	6.2
1990-91	Georgetown	16	115	7.2
1989-90	Georgetown	16	123	7.7
1988-89	Georgetown	16	137	8.6
1987-88	Syracuse	16	77	4.8
1986-87	Syracuse	16	84	5.3
1985-86	Syracuse	16	91	5.7
1984-85	Georgetown	16	101	6.3
1983-84	Georgetown	16	86	5.4
1982-83	Georgetown	16	78	4.9
1981-82	Georgetown	14	69	4.9
1980-81	Syracuse	14	58	4.1
1979-80	Syracuse	6	31	5.2

## TEAM FIELD GOAL PERCENTAGE DEFENSE

	GP	OPP FG%	
2017-18	St. John's	18	.446
2016-17	Villanova	18	.415
2015-16	Seton Hall	18	.401
2014-15	Georgetown	18	.401
2013-14	St. John's	18	.419
2012-13	Georgetown	18	.378
2011-12	USF	18	.382
2010-11	Pittsburgh	18	.387
2009-10	Connecticut	18	.404
2008-09	Connecticut	18	.376
2007-08	Georgetown	18	.372
2006-07	Georgetown	16	.391
2005-06	Connecticut	16	.372
2004-05	Connecticut	16	.380
2003-04	Connecticut	16	.372
2002-03	Connecticut	16	.378
2001-02	Connecticut	16	.367
2000-01	Notre Dame	16	.397
1999-00	Miami	16	.377
1998-99	Miami	18	.390
1997-98	Connecticut	18	.387
1996-97	Connecticut	18	.382
1995-96	Connecticut	18	.405
1994-95	Syracuse	18	.415
1993-94	Connecticut	18	.403
1992-93	Georgetown	18	.421
1991-92	Villanova	18	.396
1990-91	Georgetown	16	.360
1989-90	Georgetown	16	.393
1988-89	Georgetown	16	.394
1987-88	Connecticut	16	.453
1986-87	Syracuse	16	.410
1985-86	Syracuse	16	.432
1984-85	Georgetown	16	.418
1983-84	Georgetown	16	.414
1982-83	Villanova	16	.433
1981-82	Georgetown	14	.434
1980-81	Syracuse	14	.470
1979-80	Syracuse	6	.447

## TEAM SCORING DEFENSE

	GP	OPP PPG	
2017-18	Providence	18	74.6
2016-17	Villanova	18	64.6
2015-16	Villanova	18	65.9
2014-15	Villanova	18	63.9
2013-14	Villanova	18	67.3
2012-13	Georgetown	18	56.9
2011-12	USF	18	56.9
2010-11	Pittsburgh	18	60.1
2009-10	Marquette	18	65.6

## TEAM SCORING DEFENSE (CONTINUED)

	GP	OPP PPG	
2008-09	Connecticut	18	62.1
2007-08	Georgetown	18	58.7
2006-07	Georgetown	16	57.8
2005-06	Georgetown	16	60.3
2004-05	Boston College	16	63.2
2003-04	Pittsburgh	16	59.1
2002-03	Pittsburgh	16	61.6
2001-02	Pittsburgh	16	64.9
2000-01	Connecticut	16	67.4
1999-00	Miami	16	58.2
1998-99	Connecticut	18	63.2
1997-98	Connecticut	18	65.3
1996-97	Connecticut	18	62.3
1995-96	Connecticut	18	66.9
1994-95	Villanova	18	69.5
1993-94	Georgetown	18	63.4
1992-93	Georgetown	18	64.4
1991-92	Georgetown	18	64.6
1990-91	Georgetown	16	63.3
1989-90	Georgetown	16	69.6
1988-89	Georgetown	16	66.3
1987-88	Georgetown	16	65.3
1986-87	St. John's	16	65.5
1985-86	Syracuse	16	66.3
1984-85	Georgetown	16	60.4
1983-84	Georgetown	16	62.8
1982-83	Georgetown	16	67.7
1981-82	Georgetown	14	59.4
1980-81	Georgetown	14	60.4
1979-80	Georgetown	6	65.7

## INDIVIDUAL SCORING

	GP	FG	3FG	FT	PTS.	AVG.	
2017-18	Kelan Martin, BU	18	144	58	78	424	23.6
2016-17	Jose Hart, VU	18	119	37	52	327	18.2
2015-16	Ben Bentil, PC	18	128	30	127	413	22.9
2014-15	LaDontae Henton, PC	18	116	36	94	362	20.1
2013-14	Doug McDermott, CU	18	180	50	88	498	27.7
2012-13	Bryce Cotton, PC	18	101	56	72	330	18.3
2011-12	Kevin Jones, WVU	18	129	20	64	342	19.0
2010-11	Marshon Brooks, PC	18	162	37	107	468	26.0
2009-10	Dominique Jones, USF	18	125	27	140	417	23.2
2008-09	Luke Harangody, ND	18	176	8	94	454	25.2
2007-08	Luke Harangody, ND	18	155	3	106	419	23.3
2006-07	Herbert Hill, PC	16	135	0	49	319	19.9
2005-06	Quincy Douby, RU	16	148	60	76	432	27.0
2004-05	Ryan Gomes, PC	16	136	28	71	371	23.2
2003-04	Bryant Matthews, VT	16	120	23	81	344	21.5
2002-03	Troy Bell, BC	16	124	62	134	444	27.8
2001-02	Marcus Hatten, STJ	16	115	27	100	357	22.3
2000-01	Troy Murphy, ND	16	124	14	102	364	22.8
1999-00	Troy Murphy, ND	16	114	11	108	347	21.7
1998-99	Richard Hamilton, UConn	17	123	38	92	376	22.1
1997-98	Pat Garrity, ND	18	144	25	120	433	24.1
1996-97	Victor Page, GU	18	142	49	85	418	23.2
1995-96	Allen Iverson, GU	18	147	46	117	457	25.4
1994-95	Kerry Kittles, VU	18	154	50	59	417	23.2
1993-94	Donyell Marshall, UConn	18	159	26	118	462	25.7
1992-93	Terry Dehere, SHU	18	118	49	114	399	22.2
1991-92	Chris Smith, UConn	18	129	49	91	398	22.1
1990-91	Eric Murdock, PC	16	135	36	129	435	27.2
1989-90	Mark Tillmon, GU	16	116	35	78	345	21.6
1988-89	Dana Barros, BC	16	116	54	85	371	23.2
1987-88	Dana Barros, BC	16	115	48	72	350	21.9
1986-87	Reggie Williams, GU	16	130	40	68	368	23.0
1985-86	Walter Berry, STJ	16	141	—	77	359	22.4
1984-85	Andre McCloud, SHU	16	124	—	80	328	20.5
1983-84	Chris Mullin, STJ	16	145	—	108	398	24.9
1982-83	Clyde Vaughan, Pitt	16	135	—	82	352	22.0
1981-82	Dan Callandrillo, SHU	14	142	—	100	384	27.4
1980-81	John Bagley, BC	14	103	—	99	305	21.8
1979-80	Louie Orr, SYR	6	46	—	31	123	20.5

## REBOUNDBING

	GP	REB.	AVG.	
2017-18	Angel Delgado, SHU	18	214	11.9
2016-17	Angel Delgado, SHU	18	253	14.1
2015-16	Henry Ellenson, MU	18	175	9.7
2014-15	Angel Delgado, SHU	18	192	10.7
2013-14	Kameron Woods, BU	18	141	8.3
2012-13	Gorgui Dieng, UL	18	195	10.8
2011-12	Kevin Jones, WVU	18	121	10.9
2010-11	Rick Jackson, SYR	18	178	9.9
2009-10	Herb Pope, SHU	18	199	11.1
2008-09	Luke Harangody, ND	18	159	12.8
2007-08	Luke Harangody, ND	18	203	11.3
2006-07	Kentrell Gransberry, USF	16	181	11.3
2005-06	Aaron Gray, PITT	16	169	10.6
2004-05	Charlie Villanueva, UConn	16	144	9.0
2003-04	Emeka Okafor, UConn	16	185	11.6
2002-03	Mike Sweetney, GU	16	182	11.4
2001-02	Ryan Humphrey, ND	16	181	11.3
2000-01	Michael Bradley, VU	16	173	10.8
1999-00	Troy Murphy, ND	16	165	10.3
1998-99	Troy Murphy, ND	15	154	10.3
1997-98	Issac Hawkins, PITT	18	174	9.7
1996-97	Ya Ya Dia, GU	18	198	11.0
1995-96	Danya Abrams, BC	18	182	10.1
1994-95	Jerome Williams, GU	18	179	9.9
1993-94	Michael Smith, PC	18	220	12.2
1992-93	Michael Smith, PC	18	211	11.7
1991-92	Michael Smith, PC	18	199	11.1
1990-91	Dikembe Mutombo, GU	16	196	12.3
1989-90	Derrick Coleman, SYR	16	191	11.9
1988-89	Derrick Coleman, SYR	16	184	11.5
1987-88	Jerome Lane, PITT	16	185	11.6
1986-87	Jerome Lane, PITT	16	224	14.0
1985-86	Harold Pressley, VU	16	174	10.9
1984-85	Patrick Ewing, GU	16	161	10.1
1983-84	Otis Thorpe, PC	16	172	10.9
1982-83	Patrick Ewing, GU	16	166	10.4
1981-82	Corny Thompson, UConn	14	128	9.1
1980-81	Dan Schayes, SYR	14	137	9.8
1979-80	Roosevelt Bouie, SYR	6	59	9.8

## FIELD GOAL PERCENTAGE

	GP	FGM	FGA	PCT.	
2017-18	Tyler Wideman, BU	18	59	90	.656
2016-17	Justin Patton, CU	18	108	163	.663
2015-16	Geoffrey Groselle, CU	18	61	93	.656
2014-15	Daniel Ochefu, VU	18	60	90	.667
2013-14	Doug McDermott, CU	18	180	333	.541
2012-13	Nate Lubick, GU	18	56	95	.589
2011-12	Jack Cooley, ND	18	101	163	.620
2010-11	Gary McGhee, Pitt	18	59	95	.621
2009-10	Arinze Onuaku, SYR	18	92	136	.676
2008-09	DeJuan Blair, Pitt	18	118	207	.570
2007-08	Arinze Onuaku, SYR	18	94	152	.618
2006-07	Roy Hibbert, GU	16	79	111	.712
2005-06	Aaron Gray, PITT	16	95	166	.572
2004-05	Josh Pace, SYR	16	80	132	.606
2003-04	Emeka Okafor, UConn	16	123	204	.603
2002-03	Emeka Okafor, UConn	16	106	181	.586
2001-02	Ryan Gomes, PC	16	83	157	.529
2000-01	Michael Bradley, VU	16	140	207	.676
1999-00	Etan Thomas, SYR	16	80	141	.567
1998-99	Troy Murphy, ND	15	100	199	.503
1997-98	Mario Bland, UM	18	90	145	.621
1996-97	Otis Hill, SYR	18	111	201	.552
1995-96	Otis Hill, SYR	18	93	163	.571
1994-95	John Wallace, SYR	18	116	195	.595
1993-94	Othella Harrington, GU	18	99	171	.579
1992-93	Shawnelle Scott, STJ	17	100	173	.578
1991-92	Alonzo Mourning, GU	18	108	196	.551
1990-91	Marques Bragg, PC	16	82	136	.603
1989-90	Michael Cooper, SHU	16	86	156	.551
1988-89	Stephen Thompson, SYR	16	112	184	.609
1987-88	Derrick Coleman, SYR	16	85	146	.582

## FIELD GOAL PERCENTAGE (CONTINUED)

	GP	FGM	FGA	PCT.	
1986-87	Derrick Coleman, SYR	16	80	132	.606
1985-86	Dwayne Washington, SYR	16	107	194	.552
1984-85	Patrick Ewing, GU	16	98	164	.598
1983-84	Patrick Ewing, GU	16	107	165	.648
1982-83	Otis Thorpe, PC	16	117	182	.643
1981-82	David Russell, STJ	14	81	147	.551
1980-81	Chuck Aleksinas, UConn	14	73	123	.593
1979-80	Roosevelt Bouie, SYR	6	38	56	.678

## THREE-POINT FIELD GOAL PERCENTAGE

(minimum 1.5 made per game)	GP	FGM	FGA	PCT.	
2017-18	Sam Hauser, MU	18	51	95	.537
2016-17	Markus Howard, MU	18	55	96	.573
2015-16	Kellen Dunham, BU	18	49	99	.495
2014-15	Phil Greene IV, STJ	18	44	96	.458
2013-14	Doug McDermott, CU	18	50	108	.463
2012-13	Eric Atkins, ND	18	31	69	.449
2011-12	Hollis, Thompson, GU	18	32	72	.444
2010-11	Ashton Gibbs, Pitt	15	49	101	.485
2009-10	Austin Freeman, GU	17	41	79	.519
2008-09	Sharaud Curry, PC	18	37	82	.451
2007-08	Kyle McAlarney, ND	18	62	134	.463
2006-07	Scottie Reynolds, VU	16	43	100	.430
2005-06	Ronald Ramon, PITT	16	32	63	.508
2004-05	Chris Quinn, ND	16	43	83	.518
2003-04	Allan Ray, VU	16	50	117	.427
2002-03	Brian Chase, VT	14	28	60	.467
2001-02	Brian Chase, VT	16	38	94	.404
2000-01	Lionel Armstead, WVU	14	32	69	.464
1999-00	Albert Mouring, UConn	16	43	85	.506
1998-99	Chuck Moore, SHU	18	35	73	.479
1997-98	Donnell Williams, SHU	16	36	79	.456
1996-97	Vonteego Cummings, PITT	18	28	63	.444
1995-96	Garrick Thomas, PITT	17	33	63	.524
1994-95	Kerry Kittles, VU	18	50	111	.450
1993-94	Howard Easley, BC	18	53	103	.515
1992-93	Jake Morton, UM	18	34	80	.425
1991-92	Arturas Karnishovas, SHU	17	26	50	.520
1990-91	Greg Woodard, VU	16	38	80	.475
1989-90	Mark Tillmon, GU	16	35	77	.455
1988-89	Jason Matthews, PITT	16	36	69	.522
1987-88	Jamie Benton, BC	16	25	50	.500
1986-87	Mark Jackson, STJ	16	38	77	.494
	Ernie Lewis, PC	16	55	114	.482

## FREE THROW PERCENTAGE

(minimum 2.5 made per game)	GP	FTM	FTA	PCT.	
2017-18	Andrew Rowsey, MU	18	77	83	.928
2016-17	Andrew Rowsey, MU	18	58	62	.935
2015-16	Federico Mussini, STJ	18	41	47	.872
2014-15	Myles Davis, XU	18	68	77	.883
2013-14	D'Angelo Harrison, STJ	18	92	102	.902
2012-13	LaDontae Henton, PC	18	52	59	.881
2011-12	Maalik Wayns, VU	15	66	72	.917
2010-11	Ashton Gibbs, Pitt	15	43	46	.935
2009-10	Sharaud Curry, PC	18	78	89	.876
2008-09	Sharaud Curry, PC	18	55	63	.873
2007-08	Craig Austrie, UConn	18	49	54	.907
2006-07	Jonathan Wallace, GU	16	47	53	.887
2005-06	Steve Novak, MU	16	50	52	.962
2004-05	Gerry McNamara, SYR	16	53	59	.898
2003-04	Gerry McNamara, SYR	16	53	57	.930
2002-03	Gerry McNamara, SYR	16	53	55	.964
2001-02	Gary Buchanan, VU	16	57	62	.919
2000-01	Gary Buchanan, VU	16	56	60	.933
1999-00	Khalid El-Amin, UConn	16	57	61	.934
1998-99	Rimas Kaukenas, SHU	18	55	64	.859
1997-98	Richard Hamilton, UConn	18	82	93	.882
1996-97	Austin Croshere, PC	18	84	90	.933
1995-96	Geoff Billet, RU	18	48	52	.923
1994-95	Donny Marshall, UConn	17	57	66	.864
1993-94	Howard Easley, BC	18	62	75	.827

## FREE THROW PERCENTAGE (CONTINUED)

(minimum 2.5 made per game)	GP	FTM	FTA	PCT.	
1992-93	Bill Curley, BC	18	90	105	.857
1991-92	Sean Miller, Pitt	18	76	82	.927
1990-91	Sean Miller, Pitt	16	48	52	.923
1989-90	Jason Matthews, Pitt	16	80	88	.909
1988-89	Jason Matthews, Pitt	16	80	87	.920
1987-88	Tate George, UConn	16	45	50	.900
1986-87	Dana Barros, BC	16	51	56	.911
1985-86	Harold Jensen, VU	16	44	51	.863
1984-85	Earl Kelley, UConn	16	63	70	.900
1983-84	Chris Mullin, STJ	16	108	118	.915
1982-83	Chris Mullin, STJ	16	96	108	.889
1981-82	Dan Callandrillo, SHU	14	100	121	.826
1980-81	Dan Schayes, SYR	14	85	97	.876
1979-80	Vin Caraher, BC	6	16	17	.941

## ASSISTS

	GP	AST.	AVG.	
2017-18	Kyron Cartwright, PC	18	105	5.8
2016-17	Kyron Cartwright, PC	18	112	6.2
2015-16	Maurice Watson Jr., CU	18	121	6.7
2014-15	Kris Dunn, PC	18	139	7.7
2013-14	Bryce Cotton, PC	18	109	6.1
2012-13	Vincent Council, PC	18	130	7.2
2011-12	Vincent Council, PC	17	136	8.0
2010-11	Scoop Jardine, SYR	18	109	6.1
2009-10	Tory Jackson, ND	18	101	5.6
2008-09	Levance Fields, Pitt	18	147	8.2
2007-08	Tory Jackson, ND	18	107	5.9
2006-07	Tory Jackson, ND	16	96	6.0
2005-06	Marcus Williams, UConn	16	137	8.6
2004-05	Marcus Williams, UConn	16	134	8.4
2003-04	Taliek Brown, UConn	16	108	6.8
2002-03	Chris Thomas, ND	16	108	6.8
2001-02	Chris Thomas, ND	16	130	8.1
2000-01	Omar Cook, STJ	16	135	8.44
1999-00	Vernon Jennings, UM	16	111	6.9
1998-99	Vernon Jennings, UM	18	109	6.1
1997-98	Shaheen Holloway, SHU	18	119	6.6
1996-97	God Shammgod, PC	18	123	6.8
1995-96	Lazarus Sims, SYR	18	141	7.8
1994-95	Kevin Ollie, UConn	18	107	5.9
1993-94	Abdul Abdullah, PC	18	131	7.3
1992-93	David Cain, STJ	18	133	7.4
1991-92	Sean Miller, Pitt	18	126	7.0
1990-91	Jason Buchanan, STJ	16	95	5.9
1989-90	Darelle Porter, PITT	16	121	7.6
1988-89	Sherman Douglas, SYR	16	137	8.6
1987-88	Sherman Douglas, SYR	16	141	8.8
1986-87	Sherman Douglas, SYR	16	118	7.4
1985-86	Mark Jackson, STJ	16	150	9.4
1984-85	Dwayne Washington, SYR	16	91	5.7
1983-84	Dwayne Washington, SYR	16	110	6.9
1982-83	Ricky Tucker, PC	16	101	6.3
1981-82	Stewart Granger, VU	14	79	5.6
1980-81	Stewart Granger, VU	14	81	5.8
1979-80	Eddie Moss, SYR	6	39	6.5

## STEALS

	GP	STLS.	AVG.	
2017-18	Justin Simon, STJ	18	46	2.6
2016-17	Shamorie Ponds, STJ	18	42	2.3
2015-16	Kris Dunn, PC	18	44	2.4
2014-15	Kris Dunn, PC	18	50	2.8
2013-14	Fuquan Edwin, SHU	18	38	2.4
2012-13	Michael Carter-Williams, SU	18	48	2.7
2011-12	Jae Crowder, MU	18	53	2.9
2010-11	Jeremy Hazell, SHU	14	34	2.4
2009-10	Mac Koshwal, DPU	14	30	2.1
2008-09	Paul Gause, SHU	18	46	2.56
2007-08	Jeff Xavier, PC	18	49	2.72
2006-07	Paul Gause, SHU	16	43	2.69
2005-06	Kyle Lowry, VU	16	39	2.44

## STEALS (CONTINUED)

	GP	STLS.	AVG.	
2004-05	Gerry McNamara, SYR	16	36	2.25
2003-04	Bryant Matthews, VT	16	42	2.62
2002-03	Marcus Hatten, STJ	16	45	2.8
2001-02	John Linehan, PC	16	77	4.8
2000-01	John Linehan, PC	16	53	3.3
1999-00	Erick Barkley, STJ	16	47	3.6
1998-99	John Linehan, PC	18	60	3.3
1997-98	Kellii Taylor, Pitt	18	54	3.0
1996-97	Kellii Taylor, Pitt	18	54	3.0
1995-96	Allen Iverson, GU	18	67	3.7
1994-95	Allen Iverson, GU	18	64	3.6
1993-94	Kerry Kittles, VU	18	54	3.0
1992-93	Joey Brown, GU	17	44	2.6
1991-92	Jerome Scott, UM	18	43	2.4
1990-91	Scott Burrell, UConn	16	56	3.5
1989-90	Nadav Henefeld, UConn	16	59	3.7
1988-89	Eric Murdock, PC	16	54	3.4
1987-88	Eric Murdock, PC	16	55	3.4
1986-87	Billy Donovan, PC	16	31	1.9
	Reggie Williams, GU	16	31	1.9
1985-86	Harold Starks, PC	12	37	3.1
1984-85	Michael Adams, BC	16	41	2.6
1983-84	Michael Adams, BC	16	43	2.7
1982-83	Michael Adams, BC	16	51	3.2
1981-82	Dan Callandrillo, SHU	14	30	2.1
1980-81	Eddie Moss, SYR	14	34	2.4
1979-80	Bob Dulin, UConn	6	20	3.3

## BLOCKED SHOTS

	GP	BLKS	AVG.	
2017-18	Tariq Owens, STJ	18	48	2.7
2016-17	Tariq Owens, STJ	18	33	1.9
2015-16	Kassoum Yakwe, STJ	18	51	2.8
2014-15	Chris Obekpa, STJ	16	48	3.0
2013-14	Carson Desrosiers, PC	17	38	2.2
2012-13	Chris Obekpa, St. John's	18	60	3.3
2011-12	Fab Melo, SYR	15	56	3.7
2010-11	Rick Jackson, SYR	18	51	2.8
2009-10	Hamady Ndiaye, RU	18	69	3.8
2008-09	Hasheem Thabeet, UConn	18	89	4.9
2007-08	Hasheem Thabeet, UConn	18	94	5.2
2006-07	Hasheem Thabeet, UConn	16	60	3.8
2005-06	Hilton Armstrong, UConn	16	68	4.3
2004-05	Jason Fraser, VU	13	36	2.8
2003-04	Emeka Okafor, UConn	16	66	4.1
2002-03	Emeka Okafor, UConn	16	71	4.4
2001-02	Emeka Okafor, UConn	16	70	4.4
2000-01	Eddie Griffin, SHU	15	61	4.1
1999-00	Samuel Dalembert, SHU	16	63	3.9
1998-99	Etan Thomas, SYR	18	74	4.1
1997-98	Etan Thomas, SYR	18	77	4.3
1996-97	Jason Lawson, VU	18	61	3.4
1995-96	Jason Lawson, VU	17	53	3.1
1994-95	Jason Lawson, VU	18	52	2.9
1993-94	Donyell Marshall, UConn	18	56	3.1
1992-93	Conrad McRae, SYR	18	59	3.3
1991-92	Alonzo Mourning, GU	18	93	5.2
1990-91	Dikembe Mutombo, GU	16	73	4.6
1989-90	Dikembe Mutombo, GU	16	69	4.3
1988-89	Alonzo Mourning, GU	16	71	4.4
1987-88	Tom Greis, VU	16	43	2.7
1986-87	Charles Smith, PITT	16	49	3.1
1985-86	Harold Pressley, VU	16	52	3.3
1984-85	Patrick Ewing, GU	16	74	4.6
1983-84	Patrick Ewing, GU	16	65	4.1
1982-83	Patrick Ewing, GU	16	53	3.3
1981-82	Patrick Ewing, GU	14	55	3.9
1980-81	Dan Schayes, SYR	14	34	2.4
1979-80	Burnett Adams, BC	6	10	1.7



# BIG EAST Coaching Records



## BIG EAST All-Time Winningest Coaches By Victories (Regular Season & Tournament)

COACH, TEAM	WON	LOST	PCT.	YEARS	CHAMPIONSHIP	COACH, TEAM	WON	LOST	PCT.	YEARS	CHAMPIONSHIP				
Jim Boeheim, Syracuse	416	221	.653	34	50	29	.633	Patrick Ewing, Georgetown	5	14	.263	1	0	1	.000
Jim Calhoun, Connecticut *	309	181	.631	26	35	19	.648	Gary Walters, Providence	4	19	.174	2	1	2	.333
John Thompson, Georgetown	231	123	.653	20	33	13	.717	Robert McCullum, USF	4	28	.125	2	0	0	-
<b>Jay Wright, Villanova</b>	<b>212</b>	<b>117</b>	<b>.644</b>	<b>17</b>	<b>21</b>	<b>14</b>	<b>.600</b>	Hoddy Mahon, Seton Hall	2	13	.133	1	0	1	.000
Mike Brey, Notre Dame	146	100	.593	13	10	13	.435	Kevin Clark, St. John's	1	15	.063	1	0	0	-
John Thompson III, Georgetown	146	109	.573	13	15	12	.556	Tracy Webster, DePaul	1	16	.059	0	0	1	.000
Lou Carnesecca, St. John's	139	80	.635	13	12	11	.522								
Jamie Dixon, Pittsburgh	127	66	.658	10	12	9	.571								
Rick Pitino, PC/Louisville	126	67	.653	10	15	7	.682								
Rollie Massimino, Villanova	123	92	.572	12	13	12	.520								
Steve Lappas, Villanova	97	79	.551	9	10	8	.556								
P.J. Carlesimo, Seton Hall	90	130	.409	12	13	10	.565								
Leonard Hamilton, Miami	77	95	.448	10	5	9	.357								
Paul Evans, Pittsburgh	76	70	.521	8	4	8	.333								
Buzz Williams, Marquette	74	45	.622	6	5	6	.455								
Jim O'Brien, Boston College	74	133	.357	11	9	10	.474								
Al Skinner, Boston College	74	72	.507	8	8	7	.533								
Tim Welsh, Providence	72	101	.416	10	1	9	.100								
<b>Ed Cooley, Providence</b>	<b>71</b>	<b>68</b>	<b>.511</b>	<b>7</b>	<b>7</b>	<b>6</b>	<b>.538</b>								
<b>Kevin Willard, Seton Hall</b>	<b>70</b>	<b>89</b>	<b>.440</b>	<b>8</b>	<b>8</b>	<b>7</b>	<b>.533</b>								
Chris Mack, Xavier	64	38	.627	5	7	5	.583								
Mick Cronin, Cincinnati	63	73	.463	7	6	6	.500								
Mike Jarvis, St. John's	57	36	.613	5	7	4	.636								
Bob Huggins, West Virginia	52	30	.634	4	7	3	.700								
<b>Greg McDermott, Creighton</b>	<b>52</b>	<b>48</b>	<b>.520</b>	<b>5</b>	<b>5</b>	<b>5</b>	<b>.500</b>								
Rick Barnes, Providence	52	60	.464	6	5	5	.500								
Gale Catlett, West Virginia	49	78	.386	7	1	6	.143								
Craig Esherick, Georgetown	46	59	.438	6	5	6	.455								
Ben Howland, Pittsburgh	43	29	.597	4	8	3	.727								
Steve Lavin, St. John's *	41	37	.532	4	1	4	.200								
John Beilein, West Virginia	41	45	.477	5	4	5	.444								
Louis Orr, Seton Hall	39	46	.459	5	1	5	.167								
Pete Gillen, Providence	38	43	.469	4	5	4	.556								
Dom Perno, Connecticut	38	68	.358	7	1	7	.125								
Stan Heath, USF	37	79	.319	6	3	5	.375								
Tommy Amaker, Seton Hall	35	39	.473	4	4	4	.500								
Tom Crean, Marquette	34	22	.607	3	3	3	.500								
Chris Holtmann, Butler	34	23	.596	3	0	3	.000								
<b>Steve Wojciechowski, Marquette</b>	<b>34</b>	<b>45</b>	<b>.430</b>	<b>4</b>	<b>3</b>	<b>4</b>	<b>.429</b>								
Norm Roberts, St. John's	34	73	.318	5	2	3	.400								
Ralph Willard, Pittsburgh	33	64	.340	5	2	5	.286								
Gary Williams, Boston College	33	37	.471	4	3	5	.375								
Brian Mahoney, St. John's	31	47	.397	4	2	4	.333								
Bobby Gonzalez, Seton Hall	29	46	.387	4	2	3	.400								
Gary Waters, Rutgers	29	55	.345	5	2	4	.333								
Kevin Bannon, Rutgers	27	46	.370	4	3	3	.500								
Perry Clark, Miami	27	41	.397	4	1	3	.250								
John MacLeod, Notre Dame	27	49	.355	4	0	4	.000								
Roy Chipman, Pittsburgh	26	42	.382	4	0	4	.000								
Fran Fraschilla, St. John's	22	17	.564	2	1	2	.333								
George Blaney, Seton Hall/UConn*	22	39	.361	3	0	3	.000								
Tom Davis, Boston College	21	17	.553	3	1	3	.250								
Jerry Wainwright, DePaul	21	53	.284	5	1	2	.333								
Keno Davis, Providence	19	39	.328	3	1	3	.250								
Mike Rice, Rutgers	18	41	.305	3	2	3	.400								
Oliver Purnell, DePaul	16	80	.167	5	1	5	.167								
Joe Mullaney, Providence	16	52	.235	4	2	4	.333								
<b>Chris Mullin, St. John's</b>	<b>14</b>	<b>45</b>	<b>.237</b>	<b>3</b>	<b>2</b>	<b>3</b>	<b>.400</b>								
Fred Hill, Rutgers	13	59	.181	4	0	2	.000								
Bob Wenzel, Rutgers	11	27	.289	2	0	2	.000								
<b>LaVall Jordan, Butler</b>	<b>10</b>	<b>10</b>	<b>.500</b>	<b>1</b>	<b>1</b>	<b>1</b>	<b>.500</b>								
Ricky Stokes, Virginia Tech	10	38	.208	3	0	0	-								
Matt Doherty, Notre Dame	9	9	.500	1	1	1	.500								
<b>Dave Leitao, DePaul</b>	<b>9</b>	<b>48</b>	<b>.158</b>	<b>3</b>	<b>0</b>	<b>3</b>	<b>.000</b>								
Andy Kennedy, Cincinnati	8	9	.471	1	0	1	.000								
Seth Greenberg, Virginia Tech	8	10	.444	1	1	1	.500								
Mike Dunlap, St. John's *	6	13	.316	1	0	1	.000								
Gordon Chiesa, Providence	5	12	.294	1	0	1	.000								
Bill Raftery, Seton Hall	5	17	.227	2	0	2	.000								
Brandon Miller, Butler	4	15	.211	1	0	1	.000								



**John Thompson, Georgetown**



**Lou Carnesecca, St. John's**

Active coaches in bold. Overall records include BIG EAST Tournament games\*

\* George Blaney coached three BIG EAST games in 2011-12 for Connecticut in place of Jim Calhoun. Mike Dunlap coached St. John's during the BIG EAST portion of the 2011-12 season in place of Steve Lavin.

# Championship Results

## 2018 (MADISON SQUARE GARDEN)

**First round:** No. 9 St. John's 88, No. 8 Georgetown 77; No. 7 Marquette 72, No. 10 DePaul 69.

**Quarterfinals:** No. 1 Xavier 88, No. 9 St. John's 60; No. 5 Providence 72, No. 4 Creighton 68 (ot), No. 2 Villanova 94, No. 7 Marquette 70; No. 6 Butler 75, No. 3 Seton Hall 74.

**Semifinals:** No. 2 Villanova 87, No. 6 Butler 68; No. 5 Providence 75, No. 1 Xavier 72 (ot)

**Final:** No. 2 Villanova 76, No. 5 Providence 66 (ot)

**All-Tournament Team:** Jalen Brunson (Villanova), Kyron Cartwright (Providence), Alpha Diallo (Providence), Trevon Blueitt (Xavier), Kamar Baldwin (Butler).

**Dave Gavitt Trophy:** Mikal Bridges (Villanova)

## 2017 (MADISON SQUARE GARDEN)

**First round:** No. 8 St. John's 74, No. 9 Georgetown 73; No. 7 Xavier 75, No. 10 DePaul 64.

**Quarterfinals:** No. 1 Villanova 108, No. 8 St. John's 67; No. 5 Seton Hall 82, No. 4 Marquette 76; No. 7 Xavier 62, No. 2 Butler 57; No. 6 Creighton 70, No. 3 Providence 58.

**Semifinals:** No. 1 Villanova 55, No. 5 Seton Hall 53; No. 6 Creighton 75, No. 7 Xavier 72

**Final:** No. 1 Villanova 74, No. 6 Creighton 60.

**All-Tournament Team:** Jalen Brunson (Villanova), Kris Jenkins (Villanova), Marcus Foster, (Creighton), Angel Delgado (Seton Hall), Trevon Bluiett (Xavier).

**Dave Gavitt Trophy:** Josh Hart (Villanova)

## 2016 (MADISON SQUARE GARDEN)

**First round:** No. 8 Georgetown 70, No. 9 DePaul 53; No. 7 Marquette 101, No. 10 St. John's 93.

**Quarterfinals:** No. 1 Villanova 81, No. 8 Georgetown 67; No. 4 Providence 74, No. 5 Butler 60; No. 2 Xavier 80, No. 7 Marquette 72. No. 3 Seton Hall 81, No. 6 Creighton 73.

**Semifinals:** No. 1 Villanova 76, No. 4 Providence 68; No. 3 Seton Hall 87, No. 2 Xavier 83.

**Final:** No. 3 Seton Hall 69, No. 1 Villanova 67

**All-Tournament Team:** Khadeen Carrington, (Seton Hall), Ismael Sanogo (Seton Hall), Josh Hart (Villanova), Kris Jenkins (Villanova), Trevon Bluiett (Xavier).

**Dave Gavitt Trophy:** Isaiah Whitehead (Seton Hall)

## 2015 (MADISON SQUARE GARDEN)

**First round:** No. 10 Creighton 78, No. 7 DePaul 63; No. 9 Marquette 78, No. 8 Seton Hall 56.

**Quarterfinals:** No. 1 Villanova 84, No. 9 Marquette 49; No. 4 Providence 74, No. 5 St. John's 57; No. 2 Georgetown 60, No. 10 Creighton 55; No. 6 Xavier 67, No. 3 Butler 61 (ot).

**Semifinals:** No. 1 Villanova 63, No. 4 Providence 61; No. 6 Xavier 65, No. 2 Georgetown 63.

**Final:** No. 1 Villanova 69, No. 6 Xavier 52.

**All-Tournament Team:** D'Vauntes Smith-Rivera (Georgetown), Kris Dunn (Providence), Dylan Ennis (Villanova), Darrun Hilliard (Villanova), Jalen Reynolds, (Xavier).

**Dave Gavitt Trophy:** Josh Hart (Villanova)

## 2014 (MADISON SQUARE GARDEN)

**First round:** No. 10 DePaul 60, No. 7 Georgetown 56; No. 8 Seton Hall 51, No. 9 Butler 50

**Quarterfinals:** No. 8 Seton Hall 64, No. 1 Villanova 63; No. 4 Providence 79, No. 5 St. John's 74; No. 2 Creighton 84, No. 10 DePaul 62.

No. 3 Xavier 68, No. 6 Marquette 65

**Semifinals:** No. 4. Providence 80, No. 8 Seton Hall 74; No. 2 Creighton 86, No. 3 Xavier 78

**Final:** No. 4 Providence 65, No. 2 Creighton 58

**All-Tournament Team:** Doug McDermott (Creighton), Austin Chatman (Creighton), LaDontae Henton (Providence), Eugene Teague (Seton Hall), Semaj Christon (Xavier)

**Dave Gavitt Trophy:** Bryce Cotton (Providence)

## 2013 (MADISON SQUARE GARDEN)

**First round:** No. 12 Seton Hall 46, No. 13 USF 42 (ot); No. 11 Rutgers 76, No. 14 DePaul 57

**Second round:** No. 9 Cincinnati 61, No. 8 Providence 44; No. 5 Syracuse 75, No. 12 Seton Hall 63;

No. 7 Villanova 66, No. 10 St. John's 53;

No. 6 Notre Dame 69, No. 11 Rutgers 61

**Quarterfinals:** No. 1 Georgetown 62, No. 9 Cincinnati 43; No. 5 Syracuse 62, No. 4 Pittsburgh 59;

No. 2 Louisville 74, No. 7 Villanova 55;

No. 6 Notre Dame 73, No. 3 Marquette 65

**Semifinals:** No. 5 Syracuse 58, No. 1 Georgetown 55 (ot) No. 2 Louisville 69, No. 6 Notre Dame 57

**Final:** No. 2 Louisville 78, No. 5 Syracuse 61

**All-Tournament Team:** Russ Smith (Louisville), James Southerland (Syracuse), Brandon Triche (Syracuse), Markel Starks (Georgetown), Pat Connaughton (Notre Dame).

**Dave Gavitt Trophy:** Peyton Siva (Louisville)

## 2012 (MADISON SQUARE GARDEN)

**First round:** No. 9 Connecticut 81, No. 16 DePaul 67; No. 13 Pittsburgh 73, No. 12 St. John's 59;

No. 10 Seton Hall 79, No. 15 Providence 47;

No. 14 Villanova 70, No. 11 Rutgers 49.

**Second round:** No. 9 Connecticut 71, No. 8 West Virginia 67 (ot); No. 5 Georgetown 64, No. 13 Pittsburgh 52; No. 7 Louisville 61, No. 10 Seton Hall 55; No. 6 USF 56, No. 14 Villanova 47.

**Quarterfinals:** No. 1 Syracuse 58, No. 9 Connecticut 55; No. 4 Cincinnati 72, No. 5 Georgetown 70 (2ot); No. 7 Louisville 84, No. 2 Marquette 71; No. 3 Notre Dame 57, No. 6 USF 53.

**Semifinals:** No. 4 Cincinnati 71, No. 1 Syracuse 68; No. 7 Louisville 64, No. 3 Notre Dame 50.

**Final:** No. 7 Louisville 50, No. 4 Cincinnati 44.

**All-Tournament Team:** Yancy Gates (Cincinnati), Cashmere Wright (Cincinnati), Gorgui Deng (Louisville), Kyle Kuric (Louisville), Dion Waiters (Syracuse).

**Dave Gavitt Trophy:** Peyton Siva (Louisville)

## 2011 (MADISON SQUARE GARDEN)

**First round:** No. 9 Connecticut 97, No. 16 DePaul 71; No. 13 Rutgers 76, No. 12 Seton Hall 70 (ot); No. 15 USF 70, No. 10 Villanova 69; No. 11 Marquette 87, No. 14 Providence 66

**Second round:** No. 9 Connecticut 79, No. 8 Georgetown 62; No. 5 St. John's 65, No. 13 Rutgers 63; No. 7 Cincinnati 87, No. 15 USF 61; No. 11 Marquette 67, No. 6 West Virginia 61.

**Quarterfinals:** No. 9 Connecticut 76, No. 1 Pittsburgh 74; No. 4 Syracuse 79, No. 5 St. John's 73; No. 2 Notre Dame 89, No. 7 Cincinnati 51; No. 3 Louisville 54, No. 11 Marquette 56.

**Semifinals:** No. 9 Connecticut 76, No. 4 Syracuse 71 (ot); No. 3 Louisville 83, No. 2 Notre Dame 77 (ot). **Final:** No. 9 Connecticut 69, No. 3 Louisville 66.

**All-Tournament Team:** Jeremy Lamb (Connecticut), Preston Knowles (Louisville), Peyton Siva (Louisville), Scott Martin (Notre Dame), Rick Jackson (Syracuse).

**Dave Gavitt Trophy:** Kemba Walker (Connecticut).

## 2010 (MADISON SQUARE GARDEN)

**First round:** No. 9 USF 58, No. 16 DePaul 49; No. 13 St. John's 73, No. 12 Connecticut 51; No. 10 Seton Hall 109, No. 15 Providence 106; No. 11 Cincinnati 69, No. 14 Rutgers 68.

**Second round:** No. 8 Georgetown 69, No. 9 USF 49; No. 5 Marquette 57, No. 13 St. John's 55; No. 7 Notre Dame 68, No. 10 Seton Hall 56; No. 11 Cincinnati 69, No. 6 Louisville 66.

**Quarterfinals:** No. 8 Georgetown 91, No. 1 Syracuse 84; No. 5 Marquette 80, No. 4 Villanova 76; No. 7 Notre Dame 50, No. 2 Pittsburgh 45; No. 3 West Virginia 54, No. 11 Cincinnati 51.

**Semifinals:** No. 8 Georgetown 80, No. 5 Marquette 57; No. 3 West Virginia 53, No. 7 Notre Dame 51.

**Final:** No. 3 West Virginia 60, No. 8 Georgetown 58.

**All-Tournament Team:** Greg Monroe (Georgetown), Chris Wright (Georgetown), Lazar Hayward (Marquette), Tory Jackson (Notre Dame), Kevin Jones (West Virginia).

**Dave Gavitt Trophy:** Da'Sean Butler (West Virginia).

## 2009 (MADISON SQUARE GARDEN)

**First round:** No. 16 DePaul 67, No. 9 Cincinnati 57; No. 13 St. John's 64, No. 12 Georgetown 59; No. 10 Notre Dame 61, No. 15 Rutgers 50; No. 11 Seton Hall 68, No. 14 USF 54.

**Second round:** No. 8 Providence 83, No. 16 DePaul 74; No. 5 Marquette 74, No. 13 St. John's 45; No. 7 West Virginia 74, No. 10 Notre Dame 62; No. 6 Syracuse 89, No. 11 Seton Hall 74.

**Quarterfinals:** No. 1 Louisville 73, No. 8 Providence 55; No. 4 Villanova 76, No. 5 Marquette 75; No. 7 West Virginia 74, No. 2 Pittsburgh 60; No. 6 Syracuse 127, No. 3 Connecticut 117 (6ot).

**Semifinals:** No. 1 Louisville 69, No. 4 Villanova 55; No. 6 Syracuse 74, No. 7 West Virginia 69 (ot).

**Final:** No. 1 Louisville 76, No. 6 Syracuse 66.

**All-Tournament Team:** A.J. Price (Connecticut), Earl Clark (Louisville), Terrence Williams (Louisville), Eric Devendorf (Syracuse), Devin Ebanks (West Virginia).

**Dave Gavitt Trophy:** Jonny Flynn (Syracuse).



# Championship Results



## 2008 (MADISON SQUARE GARDEN)

**First round:** No. 8 Villanova 82, No. 9 Syracuse 63; No. 5 West Virginia 58, No. 12 Providence 53; No. 7 Pittsburgh 70, No. 10 Cincinnati 64; No. 6 Marquette 67, No. 11 Seton Hall 54.

**Quarterfinals:** No. 1 Georgetown 82, No. 8 Villanova 63; No. 5 West Virginia 78, No. 4 Connecticut 72; No. 7 Pittsburgh 76, No. 2 Louisville 69 (ot); No. 6 Marquette 89, No. 3 Notre Dame 79.

**Semifinals:** No. 1 Georgetown 72, No. 5 West Virginia 55; No. 7 Pittsburgh 68, No. 6 Marquette 61.

**Final:** No. 7 Pittsburgh 74, No. 1 Georgetown 65.

**All-Tournament Team:** Roy Hibbert (Georgetown), Jessie Sapp (Georgetown), Jerel McNeal (Marquette), Levance Fields (Pittsburgh), Joe Alexander (West Virginia).

**Dave Gavitt Trophy:** Sam Young (Pittsburgh).

## 2007 (MADISON SQUARE GARDEN)

**First round:** No. 9 Villanova 75, No. 8 DePaul 67; No. 5 Syracuse 78, No. 12 Connecticut 65; No. 7 West Virginia 92, No. 10 Providence 79; No. 6 Marquette 76, No. 11 St. John's 67.

**Quarterfinals:** No. 1 Georgetown 62, No. 9 Villanova 57; No. 4 Notre Dame 89, No. 5 Syracuse 83; No. 2 Louisville 82, No. 7 West Virginia 71 (2ot); No. 3 Pittsburgh 89, No. 6 Marquette 79.

**Semifinals:** No. 1 Georgetown 84, No. 4 Notre Dame 82; No. 3 Pittsburgh 65, No. 2 Louisville 59.

**Final:** No. 1 Georgetown 65, No. 3 Pittsburgh 42.

**All-Tournament Team:** Roy Hibbert (Georgetown), DaJuan Summers (Georgetown), Terrence Williams (Louisville), Russell Carter (Notre Dame), Antonio Graves (Pittsburgh).

**Dave Gavitt Trophy:** Jeff Green (Georgetown).

## 2006 (MADISON SQUARE GARDEN)

**First round:** No. 9 Syracuse 74, No. 8 Cincinnati 73; No. 5 Georgetown 67, No. 12 Notre Dame 63; No. 10 Rutgers 61, No. 7 Seton Hall 48; No. 6 Pittsburgh 61, No. 11 Louisville 56.

**Quarterfinals:** No. 9 Syracuse 86, No. 1 Connecticut 84 (ot); No. 5 Georgetown 62, No. 4 Marquette 59; No. 2 Villanova 87, No. 10 Rutgers 55; No. 6 Pittsburgh 68, No. 3 West Virginia 57.

**Semifinals:** No. 9 Syracuse 58, No. 5 Georgetown 57; No. 6 Pittsburgh 68, No. 2 Villanova 54.

**Final:** No. 9 Syracuse 65, No. 6 Pittsburgh 61.

**All-Tournament Team:** Aaron Gray (Pittsburgh), Carl Krauser (Pittsburgh), Demetris Nichols (Syracuse), Darryl Watkins (Syracuse), Randy Foye (Villanova).

**Dave Gavitt Trophy:** Gerry McNamara (Syracuse).

## 2005 (MADISON SQUARE GARDEN)

**First round:** No. 8 West Virginia 82, No. 9 Providence 59; No. 7 Georgetown 56, No. 10 Seton Hall 51; No. 11 Rutgers 72, No. 6 Notre Dame 65.

**Quarterfinals:** No. 8 West Virginia 78, No. 1 Boston College 72; No. 4 Villanova 67, No. 5 Pittsburgh 58; No. 2 Connecticut 66, No. 7 Georgetown 62; No. 3 Syracuse 81, No. 11 Rutgers 57.

**Semifinals:** No. 8 West Virginia 78, No. 4 Villanova 76; No. 3 Syracuse 67, No. 2 Connecticut 63.

**Final:** No. 3 Syracuse 68, No. 8 West Virginia 59.

**All-Tournament Team:** Gerry McNamara (Syracuse), Josh Pace (Syracuse), Mike Gansey (West Virginia), Kevin Pittsnogle (West Virginia), Randy Foye (Villanova).

**Dave Gavitt Trophy:** Hakim Warrick (Syracuse).

## 2004 (MADISON SQUARE GARDEN)

**First round:** No. 8 Virginia Tech 61, No. 9 Rutgers 58; No. 5 Boston College 68, No. 12 Georgetown 57; No. 7 Notre Dame 65, No. 10 West Virginia 65; No. 11 Villanova 61, No. 5 Seton Hall 60.

**Quarterfinals:** No. 1 Pittsburgh 74, No. 8 Virginia Tech 61; No. 5 Boston College 57, No. 4 Syracuse 54; No. 2 Connecticut 66, No. 7 Notre Dame 58; No. 11 Villanova 69, No. 3 Providence 66.

**Semifinals:** Pittsburgh 62, Boston College 53; Connecticut 84, Villanova 67.

**Final:** Connecticut 61, Pittsburgh 58.

**All-Tournament Team:** Craig Smith (Boston College), Chris Taft (Pittsburgh), Carl Krauser (Pittsburgh), Jaron Brown (Pittsburgh), Taliek Brown (Connecticut).

**Dave Gavitt Trophy:** Ben Gordon (Connecticut).

## 2003 (MADISON SQUARE GARDEN)

**First round:** East No. 5 St. John's 83, West No. 4 Notre Dame 80; East No. 3 Providence 73, West No. 6 West Virginia 50; West No. 5 Georgetown 46, East No. 4 Villanova 41; West No. 3 Seton Hall 67, East No. 6 Miami 52.

**Quarterfinals:** East No. 1 Boston College 82, East No. 5 St. John's 75 (ot); West No. 2 Pittsburgh 67, East No. 3 Providence 57; West No. 1 Syracuse 74, West No. 5 Georgetown 69; East No. 2 Connecticut 83, West No. 3 Seton Hall 70.

**Semifinals:** Pittsburgh 61, Boston College 48; Connecticut 80, Syracuse 67.

**Final:** Pittsburgh 74, Connecticut 56.

**All-Tournament Team:** Brandin Knight (Pittsburgh), Ben Gordon (Connecticut), Emeka Okafor (Connecticut), Craig Smith (Boston College), Carmelo Anthony (Syracuse).

**Dave Gavitt Trophy:** Julius Page (Pittsburgh).

## 2002 (MADISON SQUARE GARDEN)

**First round:** East No. 4 Boston College 60, West No. 5 Rutgers 55; West No. 3 Georgetown 68, East No. 6 Providence 67; East No. 5 Villanova 78, East No. 4 Syracuse 64; East No. 3 St. John's 64, West No. 6 Seton Hall 58.

**Quarterfinals:** West No. 1 Pittsburgh 76, East No. 4 Boston College 62; East No. 2 Miami 84, West No. 3 Georgetown 76 (ot); East No. 1 Connecticut 72, East No. 5 Villanova 70; West No. 2 Notre Dame 83, East No. 3 St. John's 63.

**Semifinals:** Pittsburgh 76, Miami 71; Connecticut 82, Notre Dame 77.

**Final:** Connecticut 74, Pittsburgh 65 (2ot).

**All-Tournament Team:** Ben Gordon (Connecticut), Brandin Knight (Pittsburgh), Ontario Lett (Pittsburgh), Chris Thomas (Notre Dame), Marcus Barnes (Miami).

**Dave Gavitt Trophy:** Caron Butler (Connecticut)

## 2001 (MADISON SQUARE GARDEN)

**First round:** East No. 3 Villanova 82, West No. 4 West Virginia 71; West No. 6 Seton Hall 78, East No. 3 St. John's 66; West No. 5 Pittsburgh 78, East No. 4 Miami 69; West No. 3 Syracuse 86, East No. 6 Connecticut 75.

**Quarterfinals:** East No. 1 Boston College 93, East No. 3 Villanova 79; West No. 6 Seton Hall 58, West No. 2 Georgetown 40; West No. 5 Pittsburgh 66, West No. 1 Notre Dame 54; West No. 3 Syracuse 55, East No. 2 Providence 54.

**Semifinals:** Boston College 75, Seton Hall 48; Pittsburgh 55, Syracuse 54 (ot).

**Final:** Boston College 79, Pittsburgh 57.

**All-Tournament Team:** Eddie Griffin (Seton Hall), Preston Shumpert (Syracuse), Ricardo Greer (Pittsburgh), Xavier Singletary (Boston College), Jonathan Beerbohm (Boston College).

**Dave Gavitt Trophy:** Troy Bell (Boston College).

## 2000 (MADISON SQUARE GARDEN)

**First round:** No. 9 Georgetown 70, No. 8 West Virginia 67; No. 4 Connecticut 70, No. 13 Boston College 55; No. 5 Seton Hall 85, No. 12 Providence 65; No. 7 Notre Dame 74, No. 10 Rutgers 62; No. 6 Villanova 65, No. 11 Pittsburgh 55.

**Quarterfinals:** Georgetown 76, No. 1 Syracuse 72; Connecticut 79, Seton Hall 64; No. 2 Miami 61, Notre Dame 58; No. 3 St. John's 75, Villanova 70.

**Semifinals:** Connecticut 70, Georgetown 55; St. John's 58, Miami 57.

**Final:** St. John's 80, Connecticut 70.

**All-Tournament Team:** Erick Barkley (St. John's), Khalid El-Amin (Connecticut), Lavor Postell (St. John's), Albert Mouring (Connecticut), Lee Scruggs (Georgetown).

**Dave Gavitt Trophy:** Bootsy Thornton (St. John's).

## 1999 (MADISON SQUARE GARDEN)

**First round:** No. 9 Seton Hall 79, No. 8 Notre Dame 69; No. 4 Syracuse 96, No. 13 Boston College 55; No. 5 Villanova 73, No. 12 West Virginia 61; No. 10 Georgetown 68, No. 7 Providence 66; No. 6 Rutgers 64, No. 11 Pittsburgh 51.

**Quarterfinals:** No. 1 Connecticut 57, Seton Hall 56; Syracuse 70, Villanova 62; No. 2 Miami 65, Georgetown 54; No. 3 St. John's 77, Rutgers 62.

**Semifinals:** Connecticut 71, Syracuse 50; St. John's 62, Miami 59.

**Final:** Connecticut 82, St. John's 63.

**All-Tournament Team:** Richard Hamilton (Connecticut), Khalid El-Amin (Connecticut), Erick Barkley (St. John's), Tim James (Miami), Etan Thomas (Syracuse).

**Dave Gavitt Trophy:** Kevin Freeman (Connecticut)



# Championship Results

## 1998 (MADISON SQUARE GARDEN)

**First round:** No. 8 Providence 72, No. 9 Notre Dame 55; No. 13 Georgetown 62, No. 4 Miami 56; No. 12 Rutgers 72, No. 5 West Virginia 65; No. 7 Villanova 96, No. 10 Pittsburgh 93 (2ot); No. 11 Boston College 97, No. 6 Seton Hall 87 (ot).

**Quarterfinals:** No. 1 Connecticut 64, Providence 55; Rutgers 61, Georgetown 60; No. 2 Syracuse 69, Villanova 66; No. 3 St. John's 91, Boston College 80.

**Semifinals:** Connecticut 64, Rutgers 50; Syracuse 69, St. John's 67 (ot).

**Final:** Connecticut 69, Syracuse 64.

**All-Tournament Team:** Richard Hamilton (Connecticut), Rashamel Jones (Connecticut), Ron Artest (St. John's), Ryan Blackwell (Syracuse), Todd Burgan (Syracuse).

**Dave Gavitt Trophy:** Khalid El-Amin, (Connecticut)

## 1997 (MADISON SQUARE GARDEN)

**First round:** No. 8 Syracuse 84, No. 9 Notre Dame 66; No. 4 Providence 77, No. 13 Rutgers 56; No. 5 West Virginia 77, No. 12 Seton Hall 57; No. 7 Miami 76, No. 10 St. John's 68 (ot); No. 6 Pittsburgh 63, No. 11 Connecticut 62.

**Quarterfinals:** No. 1 Villanova 80, Syracuse 70; Providence 76, West Virginia 69; No. 2 Georgetown 63, Miami 59; No. 3 Boston College 76, Pittsburgh 68.

**Semifinals:** Villanova 73, Providence 63; Boston College 70, Georgetown 58.

**Final:** Boston College 70, Villanova 58

**All-Tournament Team:** Danya Abrams (Boston College), Duane Woodward (Boston College), Tim Thomas (Villanova), Alvin Williams (Villanova), Victor Page (Georgetown).

**Dave Gavitt Trophy:** James "Scoonie" Penn (Boston College)

## 1996 (MADISON SQUARE GARDEN)

**First round:** No. 9 Seton Hall 80, No. 8 West Virginia 78; No. 4 Syracuse 76, No. 13 Notre Dame 55; No. 5 Boston College 70, No. 12 Pittsburgh 66; No. 7 Miami 77, No. 10 Rutgers 67; No. 6 Providence 80, No. 11 St. John's 72.

**Quarterfinals:** No. 1 Connecticut 79, Seton Hall 58; Syracuse 69, Boston College 61; No. 2 Georgetown 92, Miami 62; No. 3 Villanova 78, Providence 68.

**Semifinals:** Connecticut 85, Syracuse 67; Georgetown 84, Villanova 76.

**Final:** Connecticut 75, Georgetown 74

**All-Tournament Team:** Ray Allen (Connecticut), Allen Iverson (Georgetown), Kerry Kittles (Villanova), Travis Knight (Connecticut), John Wallace (Syracuse).

**Dave Gavitt Trophy:** Victor Page (Georgetown)

## 1995 (MADISON SQUARE GARDEN)

**First round:** No. 9 Pittsburgh 74, No. 8 St. John's 71; No. 10 Boston College 89, No. 7 Seton Hall 87 (ot).

**Quarterfinals:** No. 4 Georgetown 69, No. 5 Miami 58; No. 1 Connecticut 81, Pittsburgh 78; No. 2 Villanova 68, Boston College 64; No. 6 Providence 71, No. 3 Syracuse 69 (ot).

**Semifinals:** Villanova 90, Providence 75; Connecticut 88, Georgetown 81.

**Final:** Villanova 94, Connecticut 78

**All-Tournament Team:** Jason Lawson (Villanova), Ray Allen (Connecticut), Austin Croshere (Providence), Allen Iverson (Georgetown), Danya Abrams (Boston College).

**Dave Gavitt Trophy:** Kerry Kittles (Villanova)

## 1994 (MADISON SQUARE GARDEN)

**First round:** No. 9 St. John's 80, No. 8 Pittsburgh 72; No. 7 Seton Hall 69, No. 10 Miami 51.

**Quarterfinals:** No. 4 Providence 77, No. 5 Villanova 66; No. 1 Connecticut 97, St. John's 77; Seton Hall 81, No. 2 Syracuse 80 (ot); No. 6 Georgetown 81, No. 3 Boston College 58.

**Semifinals:** Providence 69, Connecticut 67; Georgetown 76, Seton Hall 71 (ot).

**Final:** Providence 74, Georgetown 64.

**All-Tournament Team:** Rob Phelps (Providence), Dickey Simpkins (Providence), George Butler (Georgetown), Othella Harrington (Georgetown), Donyell Marshall (Connecticut).

**Dave Gavitt Trophy:** Michael Smith (Providence)

## 1993 (MADISON SQUARE GARDEN)

**First round:** No. 8 Georgetown 67, No. 9 Miami 40; No. 7 Boston College 74, No. 10 Villanova 70 (ot).

**Quarterfinals:** No. 5 Providence 73, No. 4 Connecticut 55; No. 1 Seton Hall 83, Georgetown 69; No. 2 St. John's 76, Boston College 56; No. 3 Syracuse 55, No. 6 Pittsburgh 50.

**Semifinals:** Seton Hall 69, Providence 60; Syracuse 84, St. John's 72.

**Final:** Seton Hall 103, Syracuse 70.

**All-Tournament Team:** Terry Dehere (Seton Hall), Jerry Walker (Seton Hall), Adrian Autry (Syracuse), Lawrence Moten (Syracuse), David Cain (St. John's), Dickey Simpkins (Providence), Arturas Karnishovas (Seton Hall).

**Dave Gavitt Trophy:** Terry Dehere (Seton Hall)

## 1992 (MADISON SQUARE GARDEN)

**First round:** No. 10 Miami 83, No. 7 Pittsburgh 71; No. 8 Boston College 78, No. 9 Providence 68.

**Quarterfinals:** No. 3 St. John's 64, No. 6 Connecticut 59 (ot); No. 2 Georgetown 77, Miami 64; No. 1 Seton Hall 62, Boston College 60; No. 5 Syracuse 55, No. 4 Villanova 52.

**Semifinals:** Syracuse 70, Seton Hall 66; Georgetown 68, St. John's 64.

**Final:** Syracuse 56, Georgetown 54.

**All-Tournament Team:** Lawrence Moten (Syracuse), Dave Johnson (Syracuse), Malik Sealy (St. John's), Terry Dehere (Seton Hall), Jerome Scott (Miami).

**Dave Gavitt Trophy:** Alonzo Mourning (Georgetown)

## 1991 (MADISON SQUARE GARDEN)

**First round:** No. 8 Villanova 74, No. 9 Boston College 73.

**Quarterfinals:** No. 4 Seton Hall 70, No. 5 Pittsburgh 69; No. 8 Villanova 70, No. 1 Syracuse 68; No. 7 Providence 72, No. 2 St. John's 64; No. 6 Georgetown 68, No. 3 Connecticut 49.

**Semifinals:** Seton Hall 74, Villanova 72; Georgetown 71, Providence 55.

**Final:** Seton Hall 74, Georgetown 62.

**All-Tournament Team:** Anthony Avent (Seton Hall), Dikembe Mutombo (Georgetown), Alonzo Mourning (Georgetown), Eric Murdock (Providence), Marc Dowdell (Villanova).

**Dave Gavitt Trophy:** Oliver Taylor (Seton Hall).

## 1990 (MADISON SQUARE GARDEN)

**First round:** No. 8 Pittsburgh 88, No. 9 Boston College 70.

**Quarterfinals:** No. 2 Connecticut 76, No. 7 Seton Hall 58; No. 3 Georgetown 78, No. 6 Providence 77; No. 1 Syracuse 58, Pittsburgh 55; No. 5 Villanova 70, No. 4 St. John's 60.

**Semifinals:** Connecticut 65, Georgetown 60, Syracuse 73, Villanova 61.

**Final:** Connecticut 78, Syracuse 75.

**All-Tournament Team:** John Gwynn (Connecticut), Tate George (Connecticut), Tom Greis (Villanova), Derrick Coleman (Syracuse), Stephen Thompson (Syracuse).

**Dave Gavitt Trophy:** Chris Smith (Connecticut).

## 1989 (MADISON SQUARE GARDEN)

**First round:** No. 9 Boston College 81, No. 8 St. John's 74.

**Quarterfinals:** No. 2 Seton Hall 74, No. 7 Connecticut 66; No. 3 Syracuse 79, No. 6 Providence 76; No. 1 Georgetown 82, Boston College 52; No. 4 Pittsburgh 71, No. 5 Villanova 66.

**Semifinals:** No. 3 Syracuse 81, No. 2 Seton Hall 78; No. 1 Georgetown 85, No. 4 Pittsburgh 62.

**Final:** No. 1 Georgetown 88, No. 3 Syracuse 79.

**All-Tournament Team:** Dana Barros (Boston College), Ramon Ramos (Seton Hall), John Morton (Seton Hall), Sherman Douglas (Syracuse), Alonzo Mourning (Georgetown).

**Dave Gavitt Trophy:** Charles Smith (Georgetown).

## 1988 (MADISON SQUARE GARDEN)

**First round:** No. 9 Connecticut 75, No. 8 Providence 62.

**Quarterfinals:** No. 2 Syracuse 67, No. 7 Boston College 53; No. 6 Seton Hall 61, No. 3 Georgetown 58; No. 4 Villanova 71, No. 5 St. John's 68; No. 1 Pittsburgh 75, No. 9 Connecticut 58.

**Semifinals:** Syracuse 68, Seton Hall 63; Villanova 72, Pittsburgh 69.

**Final:** Syracuse 85, Villanova 68.

**All-Tournament Team:** Mark Plansky (Villanova), Doug West (Villanova), Ramon Ramos (Seton Hall), Jerome Lane (Pittsburgh), Stephen Thompson (Syracuse).

**Most Valuable Player:** Sherman Douglas (Syracuse).

# Championship Results



## 1987 (MADISON SQUARE GARDEN)

**First round:** No. 8 Boston College 61, No. 9 Connecticut 59.

**Quarterfinals:** No. 2 Pittsburgh 96, No. 7 Seton Hall 88; No. 3 Syracuse 72, No. 6 Villanova 66; No. 1 Georgetown 56, Boston College 51; No. 4 Providence 80, No. 5 St. John's 51.

**Semifinals:** Syracuse 99, Pittsburgh 85; Georgetown 84, Providence 66.

**Final:** Georgetown 69, Syracuse 59.

**All-Tournament Team:** Rony Seikaly (Syracuse), Billy Donovan (Providence), Sherman Douglas (Syracuse), Jerome Lane (Pittsburgh).

**Most Valuable Player:** Reggie Williams (Georgetown).

## 1986 (MADISON SQUARE GARDEN)

**First round:** No. 9 Seton Hall 76, No. 8 Connecticut 66

**Quarterfinals:** No. 2 Syracuse 102, No. 7 Boston College 79; No. 3 Georgetown 57, No. 6 Pittsburgh 56; No. 1 St. John's 87, Seton Hall 68; No. 4 Villanova 75, No. 5 Providence 63.

**Semifinals:** St. John's 75, Villanova 64; Syracuse 75, Georgetown 73 (ot).

**Final:** St. John's 70, Syracuse 69.

**All-Tournament Team:** Reggie Williams (Georgetown), Walter Berry (St. John's), Mark Jackson (St. John's), Rony Seikaly (Syracuse), Harold Pressley (Villanova).

**Most Valuable Player:** Dwayne Washington (Syracuse)

## 1985 (MADISON SQUARE GARDEN)

**First round:** No. 8 Providence 77, No. 9 Seton Hall 75 (ot).

**Quarterfinals:** No. 2 Georgetown 93, No. 7 Connecticut 62; No. 3 Syracuse 70, No. 6 Boston College 69; No. 4 Villanova 69, No. 5 Pittsburgh 61; No. 1 St. John's 90, Providence 62.

**Semifinals:** Georgetown 74, Syracuse 65; St. John's 89, Villanova 74.

**Final:** Georgetown 92, St. John's 80.

**All-Tournament Team:** Michael Jackson (Georgetown), Bill Martin (Georgetown), Chris Mullin (St. John's), Rafael Addison (Syracuse), Ed Pinckney (Villanova).

**Most Valuable Player:** Patrick Ewing (Georgetown).

## 1984 (MADISON SQUARE GARDEN)

**First round:** No. 8 Providence 59, No. 9 Seton Hall 55.

**Quarterfinals:** No. 2 Syracuse 73, No. 7 Connecticut 58; No. 3 Villanova 75, No. 6 Pittsburgh 65; No. 5 St. John's 57, No. 4 Boston College 56; No. 1 Georgetown 70, Providence 50.

**Semifinals:** Syracuse 66, Villanova 65; Georgetown 79, St. John's 68.

**Final:** Georgetown 82, Syracuse 71 (overtime).

**All-Tournament Team:** Michael Jackson (Georgetown), Andre Hawkins (Syracuse), Dwayne Washington (Syracuse), Ed Pinckney (Villanova).

**Most Valuable Player:** Patrick Ewing (Georgetown)

## 1983 (MADISON SQUARE GARDEN)

**First Round:** No. 9 Seton Hall 73, No. 8 Providence 64.

**Quarterfinals:** No. 3 St. John's 64, No. 6 Pittsburgh 53; No. 2 Villanova 69, No. 7 Connecticut 68; No. 5 Syracuse 79, No. 4 Georgetown 72; No. 1 Boston College 79, Seton Hall 56.

**Semifinals:** Boston College 80, Syracuse 74; St. John's 91, Villanova 80.

**Final:** St. John's 85, Boston College 77.

**All-Tournament Team:** John Garris (Boston College), Jay Murphy (Boston College), Billy Goodwin (St. John's), Leo Rautins (Syracuse), Stewart Granger (Villanova).

**Most Valuable Player:** Chris Mullin (St. John's).

## 1982 (HARTFORD CIVIC CENTER)

**Quarterfinals:** No. 1 Villanova 88, No. 8 Seton Hall 73; No. 4 Boston College 94, No. 5 Syracuse 92; No. 2 Georgetown 62, No. 7 Providence 48; No. 3 St. John's 54, No. 6 Connecticut 52.

**Semifinals:** Villanova 74, Boston College 71; Georgetown 57, St. John's 42.

**Final:** Georgetown 72, Villanova 54.

**All-Tournament Team:** John Bagley (Boston College), Patrick Ewing (Georgetown), Eric Smith (Georgetown), Leo Rautins (Syracuse), Ed Pinckney (Villanova).

**Most Valuable Player:** Eric Floyd (Georgetown).

## 1981 (SYRACUSE CARRIER DOME)

**Quarterfinals:** No. 8 Providence 67, No. 1 Boston College 65; No. 4 Villanova 65, No. 5 Connecticut 54; No. 2 Georgetown 58, No. 7 Seton Hall 52; No. 6 Syracuse 71, No. 3 St. John's 66.

**Semifinals:** Villanova 58, Providence 49 (overtime); Syracuse 67, Georgetown 53.

**Final:** Syracuse 83, Villanova 80 (3 overtimes).

**All-Tournament Team:** Eric Floyd (Georgetown), Tony Bruin (Syracuse), Erich Santifer (Syracuse), Alex Bradley (Villanova), John Pinone (Villanova).

**Most Valuable Player:** Leo Rautins (Syracuse).

## 1980 (PROVIDENCE CIVIC CENTER)

**Quarterfinals:** No. 3 Georgetown 60, No. 6 Seton Hall 47; No. 4 Connecticut 79, No. 5 Boston College 68; No. 2 St. John's 48, No. 7 Providence 44.

**Semifinals:** Georgetown 76, St. John's 66;

No. 1 Syracuse 92, Connecticut 61.

**Final:** Georgetown 87, Syracuse 81.

**All-Tournament Team:** John Duren (Georgetown), Eric Floyd (Georgetown), David Russell (St. John's), Louis Orr (Syracuse), Marty Headd (Syracuse).

**Most Valuable Player:** Craig Shelton (Georgetown).

# All-BIG EAST Honors

## 2017-18

**First Team:** \*Kelan Martin (Butler), Marcus Foster (Creighton), Shamorie Ponds (St. John's), Mikal Bridges (Villanova), \*Jalen Brunson (Villanova), \*Trevon Bluiett (Xavier).

**Second Team:** Khyri Thomas (Creighton), Marcus Derrickson (Georgetown), Markus Howard (Marquette), Angel Delgado (Seton Hall), Desi Rodriguez (Seton Hall).

**Honorable Mention:** Andrew Rowsey (Marquette), Kyrn Cartwright (Providence)

**All-Freshman Team:** Mitch Ballock (Creighton), Jahvon Blair (Georgetown), \*Jamorko Pickett (Georgetown), Nate Watson (Providence), \*Omari Spellman (Villanova), \*Naji Marshall (Xavier).

**Coach of the Year:** Chris Mack (Xavier)

**Player of the Year:** Jalen Brunson (Villanova)

**Defensive Player of the Year:** Khyri Thomas (Creighton)

**Most Improved Player:** Myles Powell (Seton Hall)

**Freshman of the Year:** Omari Spellman (Villanova)

**Sixth Man Award:** Donte DiVincenzo (Villanova)

**Sportsmanship Award:** Tyler Wideman (Butler)

## 2016-17

**First Team:** Andrew Chrabascz (Butler), \*Marcus Foster (Creighton), \*Angel Delgado (Seton Hall), \*Jalen Brunson (Villanova), \*Josh Hart (Villanova), Trevon Bluiett (Xavier).

**Second Team:** Kelan Martin (Butler), Justin Patton (Creighton), Rodney Bullock (Providence), Kyrn Cartwright (Providence), Khadeen Carrington (Seton Hall).

**Honorable Mention:** Rodney Pryor (Georgetown), Kris Jenkins (Villanova).

**All-Freshman Team:** \*Kamar Baldwin (Butler), \*Justin Patton (Creighton), Markus Howard (Marquette), \*Marcus LoVett (St. John's), \*Shamorie Ponds (St. John's), Donte DiVincenzo (Villanova).

**Coach of the Year:** Chris Holtmann (Butler)

**Player of the Year:** Josh Hart (Villanova)

**Defensive Players of the Year:** Khyri Thomas (Creighton), Mikal Bridges (Villanova), Josh Hart (Villanova)

**Most Improved Player:** Kyrn Cartwright (Providence)

**Freshman of the Year:** Justin Patton (Creighton)

**Sixth Man Award:** Andrew Rowsey (Marquette)

**Sportsmanship Award:** Billy Garrett Jr. (DePaul)

## 2015-16

**First Team:** Henry Ellenson (Marquette), \*Ben Bentil (Providence), \*Kris Dunn (Providence), \*Isaiah Whitehead (Seton Hall), \*Josh Hart (Villanova), Trevon Bluiett (Xavier).

**Second Team:** Roosevelt Jones (Butler), Kelan Martin (Butler), Maurice Watson, Jr. (Creighton), D'Vauntes Smith-Rivera (Georgetown), Ryan Arcidiacono (Villanova).

**Honorable Mention:** Kellen Dunham (Butler), Angel Delgado (Seton Hall), Daniel Ochefu (Villanova).

**All-Freshman Team:** Eli Cain (DePaul), Jessie Govan (Georgetown), Haanif Cheatham (Marquette), Kassoum Yakwe (St. John's), Jalen Brunson (Villanova), Edmond Sumner (Villanova).

**Coach of the Year:** Kevin Willard (Seton Hall), Jay Wright (Villanova)

**Player of the Year:** Kris Dunn (Providence)

**Defensive Player of the Year:** Kris Dunn (Providence)

**Most Improved Player:** Ben Bentil (Providence)

**Rookie of the Year:** Henry Ellenson (Marquette)

**Sixth Man Award:** J.P. Macura (Xavier)

**Sportsmanship Award:** Kellen Dunham (Butler)

## 2014-15

**First Team:** Kellen Dunham (Butler), D'Vauntes Smith-Rivera (Georgetown), \*Kris Dunn (Providence), \*LaDontae Henton (Providence), D'Angelo Harrison (St. John's), \*Darrun Hilliard (Villanova).

**Second Team:** Roosevelt Jones (Butler), Matt Carlino (Marquette), Sir'Dominic Pointer (St. John's), Sterling Gibbs (Seton Hall), Matt Stainbrook (Xavier)

**Honorable Mention:** Billy Garrett, Jr. (DePaul); Daniel Ochefu (Villanova), Jay Vaughn Pinkston (Villanova)

**All-Rookie Team:** Isaac Copeland (Georgetown), L.J. Peak (Georgetown), Duane Wilson (Marquette), \*Angel Delgado (Seton Hall), Isaiah Whitehead (Seton Hall), \*Trevon Bluiett (Xavier).

**Coach of the Year:** Jay Wright (Villanova)

**Player of the Year:** Kris Dunn (Providence), Ryan Arcidiacono (Villanova)

**Defensive Player of the Year:** Kris Dunn (Providence), Sir'Dominic Pointer (St. John's)

**Most Improved Player:** Sir'Dominic Pointer (St. John's)

**Rookie of the Year:** Angel Delgado (Seton Hall)

**Sixth Man Award:** Josh Hart (Villanova)

**Sportsmanship Award:** Alex Barlow (Butler)

## 2013-14

**First Team:** \*Doug McDermott (Creighton), Markel Starks (Georgetown), \*Bryce Cotton (Providence), D'Angelo Harrison (St. John's), James Bell (Villanova), \*Semaj Christon (Xavier)

**Second Team:** Kellen Dunham (Butler), D'Vauntes Smith-Rivera (Georgetown), Davante Gardner (Marquette), Kadeem Batts (Providence), Fuquan Edwin (Seton Hall), JayVaughn Pinkston (Villanova)

**Honorable Mention:** Ethan Wragge (Creighton), Ryan Arcidiacono (Villanova), Darrun Hilliard (Villanova), Matt Stainbrook (Xavier)

**All-Rookie Team:** Andrew Chrabascz (Butler), Billy Garrett, Jr. (DePaul), Tommy Hamilton IV (DePaul), Deonte Burton (Marquette), Rysheed Jordan (St. John's), Jaren Sina (Seton Hall), Josh Hart (Villanova)

**Coach of the Year:** Jay Wright (Villanova)

**Player of the Year:** Doug McDermott (Creighton)

**Defensive Player of the Year:** Fuquan Edwin (Seton Hall)

**Most Improved Players:** Darrun Hilliard & Daniel Ochefu (Villanova)

**Rookie of the Year:** Billy Garrett, Jr. (DePaul)

**Sixth Man Award:** Davante Gardner (Marquette)

**Sportsmanship Award:** Chris Otule (Marquette)

## 2012-13

**First Team:** Shabazz Napier (Connecticut), \*Otto Porter (Georgetown), Gorgui Dieng (Louisville), Russ Smith (Louisville), Jack Cooley (Notre Dame), Bryce Cotton (Providence)

**Second Team:** Sean Kilpatrick (Cincinnati), Vander Blue (Marquette), Jerian Grant (Notre Dame), Michael Carter-Williams (Syracuse), C.J. Fair (Syracuse)

**Third Team:** Markel Starks (Georgetown), Peyton Siva (Louisville), Tray Woodall (Pittsburgh), Brandon Triche (Syracuse), JayVaughn Pinkston (Villanova)

**Honorable Mention:** Davante Gardner (Marquette), Kadeem Batts (Providence), JaKarr Sampson (St. John's), Fuqan Edwin (Seton Hall)

**All-Rookie Team:** Omar Calhoun (Connecticut), D'Vauntes Smith-Rivera (Georgetown), Steven Adams (Pittsburgh), Chris Obekpa (St. John's), JaKarr Sampson (St. John's), Ryan Arcidiacono (Villanova)

**Coach of the Year:** John Thompson III (Georgetown)

**Player of the Year:** Otto Porter (Georgetown)

**Defensive Player of the Year:** Gorgui Dieng (Louisville)

**Most Improved Players:** Kadeem Batts (Providence), Michael Carter-Williams (Syracuse)

**Rookie of the Year:** JaKarr Sampson (St. John's)

**Sixth Man Award:** Davante Gardner (Marquette)

**Sportsmanship Award:** Junior Cadougan (Marquette)

## 2011-12

**First Team:** Jeremy Lamb (Connecticut), Jason Clark (Georgetown), \*Jae Crowder (Marquette), Darius Johnson-Odom (Marquette), Kris Joseph (Syracuse), Kevin Jones (West Virginia)

**Second Team:** Sean Kilpatrick (Cincinnati), Jack Cooley (Notre Dame), Jordan Theodore (Seton Hall), Scoop Jardine (Syracuse), Maalik Wayns (Villanova)

**Third Team:** Henry Sims (Georgetown), Vincent Council (Providence), Herb Pope (Seton Hall), Dion Waiters (Syracuse), Darryl Bryant (West Virginia)

**Honorable Mention:** Cleveland Melvin (DePaul), Hollis Thompson (Georgetown), Kyle Kuric (Louisville), Ashton Gibbs (Pittsburgh), Moe Harkless (St. John's)

**All-Rookie Team:** Andre Drummond (Connecticut), Chane Behanan (Louisville), Jerian Grant (Notre Dame), LaDontae Henton (Providence), Moe Harkless (St. John's), D'Angelo Harrison (St. John's), Anthony Collins (USF)

**Coach of the Year:** Stan Heath (USF)

**Player of the Year:** Jae Crowder (Marquette)

**Defensive Player of the Year:** Fab Melo (Syracuse)

**Most Improved Player:** Jack Cooley (Notre Dame)

**Rookie of the Year:** Moe Harkless (St. John's)

**Sixth Man Award:** Dion Waiters (Syracuse)

**Sportsmanship Award:** Jason Clark (Georgetown)



# All-BIG EAST Honors

## 2010-11

**First Team:** Kemba Walker (Connecticut), Austin Freeman (Georgetown), \*Ben Hansbrough (Notre Dame), Ashton Gibbs (Pittsburgh), Marshon Brooks (Providence), Dwight Hardy (St. John's)

**Second Team:** Preston Knowles (Louisville), Darius Johnson-Odom (Marquette), Brad Wanamaker (Pittsburgh), Rick Jackson (Syracuse), Corey Fisher (Villanova)

**Third Team:** Chris Wright (Georgetown), Tim Abromaitis (Notre Dame), Jeremy Hazell (Seton Hall), Kris Joseph (Syracuse), Corey Stokes (Villanova)

**Honorable Mention:** Peyton Siva (Louisville), Jimmy Butler (Marquette), Scoop Jardine (Syracuse), Kevin Jones (West Virginia)

**All-Rookie Team:** Sean Kilpatrick (Cincinnati), Jeremy Lamb (Connecticut), Shabazz Napier (Connecticut), \*Cleveland Melvin (DePaul), Brandon Young (DePaul), Gilvydas Biruta (Rutgers)

**Coach of the Year:** Mike Brey (Notre Dame)

**Player of the Year:** Ben Hansbrough (Notre Dame)

**Defensive Player of the Year:** Rick Jackson (Syracuse)

**Most Improved Player:** Dwight Hardy (St. John's)

**Rookie of the Year:** Cleveland Melvin (DePaul)

**Sixth Man Award:** Justin Burrell (St. John's)

**Sportmanship Award:** Brad Wanamaker (Pittsburgh)

## 2009-10

**First Team:** Greg Monroe (Georgetown), Luke Harangody (Notre Dame), Dominique Jones (USF), Wes Johnson (Syracuse), \*Scottie Reynolds (Villanova), Da'Sean Butler (West Virginia)

**Second Team:** Austin Freeman (Georgetown), Lazar Hayward (Marquette), Ashton Gibbs (Pittsburgh), Jeremy Hazell (Seton Hall), Andy Rautins (Syracuse)

**Third Team:** Jerome Dyson (Connecticut), Kemba Walker (Connecticut), Samardo Samuels (Louisville), Corey Fisher (Villanova), Devin Ebanks (West Virginia)

**Honorable Mention:** Jimmy Butler (Marquette), Tim Abromaitis (Notre Dame), Jamine Peterson (Providence)

**All-Rookie Team:** \*Lance Stephenson (Cincinnati), Alex Oriakhi (Connecticut), Vincent Council (Providence), \*Dane Miller (Rutgers), Brandon Triche (Syracuse), Maalik Wayns (Villanova)

**Coach of the Year:** Jim Boeheim (Syracuse)

**Player of the Year:** Wes Johnson (Syracuse)

**Defensive Player of the Year:** Hamady Ndiaye (Rutgers)

**Most Improved Player:** Ashton Gibbs (Pittsburgh)

**Rookie of the Year:** Lance Stephenson (Cincinnati)

**Sixth Man Award:** Kris Joseph (Syracuse)

**Sportmanship Award:** Tory Jackson (Notre Dame)

## 2008-09

**First Team:** Hasheem Thabeet (Connecticut), Terrence Williams (Louisville), Jerel McNeal (Marquette), Luke Harangody (Notre Dame), DeJuan Blair (Pittsburgh), Sam Young (Pittsburgh)

**Second Team:** A.J. Price (Connecticut), Wesley Matthews (Marquette), Jonny Flynn (Syracuse), Dante Cunningham (Villanova), Da'Sean Butler (West Virginia)

**Third Team:** Deonta Vaughn (Cincinnati), Jeff Adrien (Connecticut), Earl Clark (Louisville), Levance Fields (Pittsburgh), Jeremy Hazell (Seton Hall)

**Honorable Mention:** Weyinmi Efejuku (Providence), Dominique Jones (USF), Scottie Reynolds (Villanova), Alex Ruoff (West Virginia)

**All-Rookie Team:** Yancy Gates (Cincinnati), Kemba Walker (Connecticut), Greg Monroe (Georgetown), Samardo Samuels (Louisville), Mike Rosario (Rutgers), Devin Ebanks (West Virginia)

**Coach of the Year:** Jay Wright (Villanova)

**Players of the Year:** Hasheem Thabeet (Connecticut) and DeJuan Blair (Pittsburgh)

**Defensive Player of the Year:** Hasheem Thabeet (Connecticut)

**Most Improved Player:** Dante Cunningham (Villanova)

**Rookie of the Year:** Greg Monroe (Georgetown)

**Sixth Man Award:** Corey Fisher (Villanova)

**Sportmanship Award:** Alex Ruoff (West Virginia)

## 2007-08

**First Team:** Deonta Vaughn (Cincinnati), Jeff Adrien (Connecticut), \*A.J. Price (Connecticut), \*Roy Hibbert (Georgetown), \*David Padgett (Louisville), \*Luke Harangody (Notre Dame), Kyle McAlarney (Notre Dame), Sam Young (Pittsburgh), Brian Laing (Seton Hall), Kentrell Gransberry (USF), Joe Alexander (West Virginia)

**Second Team:** Hasheem Thabeet (Connecticut), Jonathan Wallace (Georgetown), Draelon Burns (DePaul), Terrence Williams (Louisville), Lazar Hayward (Marquette), Dominic James (Marquette), Jerel McNeal (Marquette), Donte' Greene (Syracuse), Paul Harris (Syracuse), Scottie Reynolds (Villanova)

**Honorable Mention:** DeJuan Blair (Pittsburgh), Geoff McDermott (Providence), Anthony Mason, Jr. (St. John's), Dominique Jones (USF), Jonny Flynn (Syracuse)

**All-Rookie Team:** Mac Koshwal (DePaul), Dar Tucker (DePaul), Austin Freeman (Georgetown), \*DeJuan Blair (Pittsburgh), Corey Chandler (Rutgers), Justin Burrell (St. John's), Jeremy Hazell (Seton Hall), \*Dominique Jones (USF), \*Jonny Flynn (Syracuse), \*Donte' Greene (Syracuse), Corey Fisher (Villanova)

**Coach of the Year:** Mike Brey (Notre Dame)

**Player of the Year:** Luke Harangody (Notre Dame)

**Defensive Player of the Year:** Hasheem Thabeet (Connecticut)

**Most Improved Player:** Sam Young (Providence)

**Rookies of the Year:** DeJuan Blair (Pittsburgh) and Jonny Flynn (Syracuse)

**Sixth Man Award:** Patrick Ewing, Jr. (Georgetown)

**Sportmanship Award:** Ronald Ramon (Pittsburgh) and Darris Nichols (West Virginia)

## 2006-07

**First Team:** \*Jeff Green (Georgetown), \*Roy Hibbert (Georgetown), Dominic James (Marquette), Russell Carter (Notre Dame), Colin Falls (Notre Dame), \*Aaron Gray (Pittsburgh), \*Herbert Hill (Providence), Lamont Hamilton (St. John's), \*Demetris Nichols (Syracuse), Curtis Sumpter (Villanova), Frank Young (West Virginia)

**Second Team:** Jeff Adrien (Connecticut), Wilson Chandler (DePaul), Sammy Meija (DePaul), David Padgett (Louisville), Terrence Williams (Louisville), Jerel McNeal (Marquette), Levance Fields (Pittsburgh), Brian Laing (Seton Hall), Kentrell Gransberry (USF), Scottie Reynolds (Villanova)

**Honorable Mention:** Draelon Burns (DePaul), Jonathan Wallace (Georgetown), Sharaud Curry (Providence), Geoff McDermott (Providence), McHugh Mattis (USF), Eric Devendorf (Syracuse), Mike Nardi (Villanova)

**All-Rookie Team:** Deonta Vaughn (Cincinnati), \*Jerome Dyson (Connecticut), Hasheem Thabeet (Connecticut), DaJuan Summers (Georgetown), Edgar Sosa (Louisville), Luke Harangody (Notre Dame), Tory Jackson (Notre Dame), \*Eugene Harvey (Seton Hall), Paul Harris (Syracuse), \*Scottie Reynolds (Villanova), Da'Sean Butler (West Virginia)

**Coach of the Year:** Mike Brey (Notre Dame)

**Player of the Year:** Jeff Green (Georgetown)

**Defensive Player of the Year:** Jerel McNeal (Marquette)

**Most Improved Player:** Herbert Hill (Providence)

**Rookie of the Year:** Scottie Reynolds (Villanova)

**Sportmanship Award:** Brandon Jenkins (Louisville)

## 2005-06

**First Team:** Eric Hicks (Cincinnati), \*Rudy Gay (Connecticut), \*Steve Novak (Marquette), Chris Quinn (Notre Dame), Aaron Gray (Pittsburgh), Quincy Douby (Rutgers), Gerry McNamara (Syracuse), \*Randy Foye (Villanova), \*Allan Ray (Villanova), Mike Gansley (West Virginia), Kevin Pittsnogle (West Virginia)

**Second Team:** Hilton Armstrong (Connecticut), Marcus Williams (Connecticut), Jeff Green (Georgetown), Roy Hibbert (Georgetown), Taquan Dean (Louisville), Carl Krauser (Pittsburgh), Donnie McGrath (Providence), Donald Copeland (Seton Hall), Kelly Whitney (Seton Hall), Kyle Lowry (Villanova)

**Honorable Mention:** James White (Cincinnati), Rashad Anderson (Connecticut), Josh Boone (Connecticut), Dominic James (Marquette), Lamont Hamilton (St. John's), Solomon Jones (USF)

**All-Rookie Team:** \*Devan Downey (Cincinnati), Jeff Adrien (Connecticut), \*Wilson Chandler (DePaul), Sam Young (Pittsburgh), \*Dominic James (Marquette), Jerel McNeal (Marquette), Sharaud Curry (Providence), Geoff McDermott (Providence), JR Inman (Rutgers), Anthony Farmer (Rutgers), Eric Devendorf (Syracuse)

**Coach of the Year:** Jay Wright (Villanova)

**Player of the Year:** Randy Foye (Villanova)

**Defensive Player of the Year:** Hilton Armstrong (Connecticut)

**Most Improved Player:** Aaron Gray (Pittsburgh)

**Rookie of the Year:** Dominic James (Marquette)

**Sportmanship Award:** Chris Quinn (Notre Dame)

# All-BIG EAST Honors

## 2004-05

**First Team:** Jared Dudley (Boston College), Craig Smith (Boston College), Chevon Troutman (Pittsburgh), Ryan Gomes (Providence), Gerry McNamara (Syracuse), Hakim Warrick (Syracuse).

**Second Team:** Josh Boone (Connecticut), Charlie Villanueva (Connecticut), Karl Krauser (Pittsburgh), Allan Ray (Villanova), Curtis Sumpter (Villanova).

**Third Team:** Marcus Williams (Connecticut), Brandon Bowman (Georgetown), Chris Thomas (Notre Dame), Daryll Hill (St. John's), Randy Foye (Villanova).

**Honorable Mention:** Jeff Green (Georgetown), Chris Taft (Pittsburgh), Josh Pace (Syracuse), Tyrone Sally (West Virginia).

**All-Rookie Team:** Sean Williams (Boston College), Rudy Gay (Connecticut), Jeff Green (Georgetown), Ronald Ramon (Pittsburgh), Ollie Bailey (Rutgers), Kyle Lowry (Villanova).

**Coach of the Year:** Al Skinner (Boston College)

**Player of the Year:** Hakim Warrick (Syracuse)

**Defensive Player of the Year:** Josh Boone (Connecticut)

**Most Improved Players:** Jared Dudley (Boston College) and Marcus Williams (Connecticut)

**Rookies of the Year:** Rudy Gay (Connecticut) and Jeff Green (Georgetown)

**Sportmanship Award:** Josh Pace (Syracuse)

## 2003-04

**First Team:** Craig Smith (Boston College), Ben Gordon (Connecticut), Emeka Okafor (Connecticut), Ryan Gomes (Providence), Andre Barrett (Seton Hall), Hakim Warrick (Syracuse), Bryant Matthews (Virginia Tech)

**Second Team:** Darius Rice (Miami), Chris Thomas (Notre Dame), Jaron Brown (Pittsburgh), Carl Krauser (Pittsburgh), Gerry McNamara (Syracuse)

**Third Team:** Gerald Riley (Georgetown), Chris Taft (Pittsburgh), Herve Lamizana (Rutgers), Allan Ray (Villanova), Curtis Sumpter (Villanova)

**Honorable Mention:** Taliek Brown (Connecticut), Torin Francis (Notre Dame), Julius Page (Pittsburgh), Kelly Whitney (Seton Hall)

**All-Rookie Team:** Jared Dudley (Boston College), Josh Boone (Connecticut), Charlie Villanueva (Connecticut), Guillermo Diaz (Miami), Chris Taft (Pittsburgh), Quincy Douby (Rutgers), Mike Nardi (Villanova)

**Coach of the Year:** Jamie Dixon (Pittsburgh)

**Player of the Year:** Emeka Okafor (Connecticut)

**Defensive Player of the Year:** Emeka Okafor (Connecticut)

**Most Improved Player:** Carl Krauser (Pittsburgh)

**Rookie of the Year:** Chris Taft (Pittsburgh)

**Sportmanship Award:** Jaron Brown (Pittsburgh)

## 2002-03

**First Team:** Troy Bell (Boston College), Emeka Okafor (Connecticut), Mike Sweetney (Georgetown), Matt Carroll (Notre Dame), Marcus Hatten (St. John's), Carmelo Anthony (Syracuse)

**Second Team:** Craig Smith (Boston College), Ben Gordon (Connecticut), Chris Thomas (Notre Dame), Brandin Knight (Pittsburgh), Ryan Gomes (Providence), Andre Barrett (Seton Hall)

**Third Team:** Darius Rice (Miami), Julius Page (Pittsburgh), Chevon Troutman (Pittsburgh), Hakim Warrick (Syracuse), Drew Schifino (West Virginia)

**Honorable Mention:** James Jones (Miami), Ontario Lett (Pittsburgh), Gary Buchanan (Villanova), Ricky Wright (Villanova), Bryant Matthews (Virginia Tech), Terry Taylor (Virginia Tech)

**All-Rookie Team:** Craig Smith (Boston College), Torin Francis (Notre Dame), Donnie McGrath (Providence), Kelly Whitney (Seton Hall), Carmelo Anthony (Syracuse), Gerry McNamara (Syracuse), Kevin Pittsnogle (West Virginia)

**Coach of the Year:** Louis Orr (Seton Hall)

**Player of the Year:** Troy Bell (Boston College)

**Defensive Player of the Year:** Emeka Okafor (Connecticut)

**Most Improved Player:** Hakim Warrick (Syracuse)

**Rookie of the Year:** Carmelo Anthony (Syracuse)

**Sportmanship Award:** Kueth Duany (Syracuse)

## 2001-02

**First Team:** Troy Bell (Boston College), Caron Butler (Connecticut), Michael Sweetney (Georgetown), Ryan Humphrey (Notre Dame), Brandin Knight (Pittsburgh), Marcus Hatten (St. John's), Preston Shumpert (Syracuse)

**Second Team:** Darius Rice (Miami), John Salmons (Miami), John Linehan (Providence), Rashod Kent (Rutgers), Ricky Wright (Villanova)

**Third Team:** Emeka Okafor (Connecticut), Kevin Braswell (Georgetown), James Jones (Miami), Chris Thomas (Notre Dame), DeShaun Williams (Syracuse), Chris Moss (West Virginia).

**Honorable Mention:** David Graves (Notre Dame), Jaron Brown (Pittsburgh), Julius Page (Pittsburgh), Jerome Coleman (Rutgers), Gary Buchanan (Villanova)

**All-Rookie Team:** Ben Gordon (Connecticut), Emeka Okafor (Connecticut), Chris Thomas (Notre Dame), Ryan Gomes (Providence), John Allen (Seton Hall)

**Coach of the Year:** Ben Howland (Pittsburgh)

**Players of the Year:** Caron Butler (Connecticut) and Brandin Knight (Pittsburgh)

**Defensive Player of the Year:** John Linehan (Providence)

**Most Improved Player:** Brandin Knight (Pittsburgh)

**Rookie of the Year:** Chris Thomas (Notre Dame)

## 2000-01

**First Team:** Troy Bell (Boston College), Troy Murphy (Notre Dame), Preston Shumpert (Syracuse), Michael Bradley (Villanova), Calvin Bowman (West Virginia)

**Second Team:** Kevin Braswell (Georgetown), Ricardo Greer (Pittsburgh), John Linehan (Providence), Eddie Griffin (Seton Hall), Damone Brown (Syracuse).

**Third Team:** Caron Butler (Connecticut), John Salmons (Miami), Ryan Humphrey (Notre Dame), Todd Billet (Rutgers), Omar Cook (St. John's)

**Honorable Mention:** Albert Mouring (Connecticut), Michael Sweetney (Georgetown), Darius Lane (Seton Hall).

**All-Rookie Team:** Caron Butler (Connecticut), Michael Sweetney (Georgetown), Darius Rice (Miami), Omar Cook (St. John's), Eddie Griffin (Seton Hall)

**Coach of the Year:** Al Skinner (Boston College)

**Players of the Year:** Troy Murphy (Notre Dame) and Troy Bell (Boston College)

**Defensive Player of the Year:** John Linehan (Providence)

**Most Improved Players:** Preston Shumpert (Syracuse) and Calvin Bowman (West Virginia)

**Rookie of the Year:** Eddie Griffin (Seton Hall)

## 1999-2000

**First Team:** Khalid El-Amin (Connecticut), Troy Murphy (Notre Dame), Erick Barkley (St. John's), Jason Hart (Syracuse), Etan Thomas (Syracuse)

**Second Team:** Johnny Hemsley (Miami), Ricardo Greer (Pittsburgh), Lavor Postell (St. John's), Shaheen Holloway (Seton Hall), Malik Allen (Villanova)

**Third Team:** Ruben Boumtje Boumtje (Georgetown), Mario Bland (Miami), Bootsyt Thornton (St. John's), Ryan Blackwell (Syracuse), Marcus Goree (West Virginia)

**All-Rookie Team:** Troy Bell (Boston College), Darius Lane (Seton Hall), Anthony Glover (St. John's), Samuel Dalembert (Seton Hall), Gary Buchanan (Villanova)

**Coach of the Year:** Jim Boeheim (Syracuse)

**Player of the Year:** Troy Murphy (Notre Dame)

**Defensive Player of the Year:** Etan Thomas (Syracuse)

**Most Improved Players:** Ricardo Greer (Pittsburgh) and Shaheen Holloway (Seton Hall)

**Rookie of the Year:** Troy Bell (Boston College)

## 1998-99

**First Team:** Richard Hamilton (Connecticut), Tim James (Miami), Johnny Hemsley (Miami), Jamel Thomas (Providence), Ron Artest (St. John's).

**Second Team:** Khalid El-Amin (Connecticut), Troy Murphy (Notre Dame), Bootsyt Thornton (St. John's), Etan Thomas (Syracuse), Marcus Goree (West Virginia).

**Third Team:** Vonteeo Cummings (Pittsburgh), Isaac Hawkins (Pittsburgh), Rob Hodgson (Rutgers), Jason Hart (Syracuse), John Celestand (Villanova)

**All-Rookie Team:** Kevin Braswell (Georgetown), Anthony Perry (Georgetown), Troy Murphy (Notre Dame), Dahntay Jones (Rutgers), Erick Barkley (St. John's)

**Coach of the Year:** Leonard Hamilton (Miami)

**Players of the Year:** Richard Hamilton (Connecticut) and Tim James (Miami)

**Defensive Player of the Year:** Etan Thomas (Syracuse)

**Most Improved Player:** Johnny Hemsley (Miami)

**Rookie of the Year:** Troy Murphy (Notre Dame)



# All-BIG EAST Honors

## 1997-98

**First Team:** Richard Hamilton (Connecticut), Tim James (Miami), Pat Garrity (Notre Dame), Felipe Lopez (St. John's), Damian Owens (West Virginia).  
**Second Team:** Vonteego Cummings (Pittsburgh), Jamel Thomas (Providence), Zendon Hamilton (St. John's), Levell Sanders (Seton Hall), Todd Burgan (Syracuse)  
**Third Team:** Antonio Granger (Boston College), Duane Woodward (Boston College), Khalid El-Amin (Connecticut), Shaheen Holloway (Seton Hall), Etan Thomas (Syracuse).  
**All-Rookie Team:** Khalid El-Amin (Connecticut), Martin Inglesby (Notre Dame), Ricardo Greer (Pittsburgh), Jeff Greer (Rutgers), Ron Artest (St. John's)  
**Coach of the Year:** Jim Calhoun (Connecticut)  
**Player of the Year:** Richard Hamilton (Connecticut)  
**Defensive Player of the Year:** Damian Owens (West Virginia)  
**Most Improved Player:** Etan Thomas (Syracuse)  
**Rookie of the Year:** Khalid El-Amin (Connecticut)

## 1996-97

**First Team:** Danya Abrams (Boston College), Victor Page (Georgetown), Pat Garrity (Notre Dame), Austin Croshere (Providence), Alvin Williams (Villanova)  
**Second Team:** Tim James (Miami), Vonteego Cummings (Pittsburgh), Zendon Hamilton (St. John's), Shaheen Holloway (Seton Hall), Otis Hill (Syracuse), Jason Lawson (Villanova)  
**Third Team:** Derrick Brown (Providence), Felipe Lopez (St. John's), Jason Cipolla (Syracuse), Tim Thomas (Villanova), Damian Owens (West Virginia),  
**All-Rookie Team:** Richard Hamilton (Connecticut), Earl Johnson (Rutgers), Shaheen Holloway (Seton Hall), Jason Hart (Syracuse), Tim Thomas (Villanova)  
**Coach of the Year:** John MacLeod (Notre Dame)  
**Player of the Year:** Pat Garrity (Notre Dame)  
**Defensive Player of the Year:** Jason Lawson (Villanova)  
**Most Improved Player:** Ya Ya Dia (Georgetown)  
**Rookie of the Year:** Tim Thomas (Villanova)

## 1995-96

**First Team:** Danya Abrams (Boston College), Kerry Kittles (Villanova), John Wallace (Syracuse), Ray Allen (Connecticut), Allen Iverson (Georgetown).  
**Second Team:** Zendon Hamilton (St. John's), Jason Lawson (Villanova), Adrian Griffin (Seton Hall), Damon Santiago (Rutgers), Doron Sheffer (Connecticut)  
**Third Team:** Austin Croshere (Providence), Pat Garrity (Notre Dame), Damian Owens (West Virginia), Othella Harrington (Georgetown), Jerome Williams (Georgetown)  
**All-Rookie Team:** Tim James (Miami), Gordon Malone (West Virginia), Geoff Billet (Rutgers), Victor Page (Georgetown), James "Scoonie" Penn (Boston College), God Shammgod (Providence).  
**Coaches of the Year:** Jim Calhoun (Connecticut) and Jim O'Brien (Boston College)  
**Player of the Year:** Ray Allen (Connecticut)  
**Defensive Player of the Year:** Allen Iverson (Georgetown)  
**Rookie of the Year:** James "Scoonie" Penn (Boston College)

## 1994-95

**First Team:** Danya Abrams (Boston College), Eric Williams (Providence), John Wallace (Syracuse), Ray Allen (Connecticut), Lawrence Moten (Syracuse), Kerry Kittles (Villanova)  
**Second Team:** Jaime Peterson (Pittsburgh), Eric Eberz (Villanova), Jason Lawson (Villanova), Doron Sheffer (Connecticut), Allen Iverson (Georgetown)  
**Third Team:** Adrian Griffin (Seton Hall), Donny Marshall (Connecticut), Jerome Williams (Georgetown), Constantin Popa (Miami), Felipe Lopez (St. John's), Kevin Ollie (Connecticut).  
**All-Rookie Team:** Donnell Williams (Seton Hall), Zendon Hamilton (St. John's), Allen Iverson (Georgetown), Kevin Norris (Miami), Felipe Lopez (St. John's)  
**Coach of the Year:** Leonard Hamilton (Miami)  
**Player of the Year:** Kerry Kittles (Villanova)  
**Defensive Player of the Year:** Allen Iverson (Georgetown)  
**Rookie of the Year:** Allen Iverson (Georgetown)

## 1993-94

**First Team:** Donyell Marshall (Connecticut), Bill Curley (Boston College), Kerry Kittles (Villanova), Lawrence Moten (Syracuse), Adrian Autry (Syracuse).  
**Second Team:** Michael Smith (Providence), Othella Harrington (Georgetown), Arturas Karnishovas (Seton Hall), John Wallace (Syracuse), Howard Easley (Boston College).  
**Third Team:** Eric Mobley (Pittsburgh), Shawnelle Scott (St. John's), Donny Marshall (Connecticut), Jerry McCullough (Pittsburgh), Doron Sheffer (Connecticut).  
**All-Rookie Team:** Danya Abrams (Boston College), Otis Hill (Syracuse), Jason Lawson (Villanova), Ray Allen (Connecticut), Doron Sheffer (Connecticut).  
**Coach of the Year:** Jim Calhoun (Connecticut)  
**Player of the Year:** Donyell Marshall (Connecticut)  
**Defensive Player of the Year:** Donyell Marshall (Connecticut)  
**Rookie of the Year:** Doron Sheffer (Connecticut)

## 1992-93

**First Team:** Bill Curley (Boston College), Donyell Marshall (Connecticut), Lawrence Moten (Syracuse), David Cain (St. John's), Terry Dehere (Seton Hall).  
**Second Team:** Arturas Karnishovas (Seton Hall), Shawnelle Scott (St. John's), Michael Smith (Providence), Howard Easley (Boston College), Jerry McCullough (Pittsburgh).  
**Third Team:** Constantin Popa (Miami), Lamont Middleton (St. John's), Jerry Walker (Seton Hall), Adrian Autry (Syracuse), Scott Burrell (Connecticut).  
**All-Rookie Team:** Othella Harrington (Georgetown), Kerry Kittles (Villanova), John Wallace (Syracuse), Michael Brown (Providence), Steve Edwards (Miami).  
**Coach of the Year:** Brian Mahoney (St. John's)  
**Player of the Year:** Terry Dehere (Seton Hall)  
**Defensive Player of the Year:** Jerry Walker (Seton Hall)  
**Rookie of the Year:** Othella Harrington (Georgetown)

## 1991-92

**First Team:** Alonzo Mourning (Georgetown), Malik Sealy (St. John's), Dave Johnson (Syracuse), Chris Smith (Connecticut), Terry Dehere (Seton Hall).  
**Second Team:** Bill Curley (Boston College), Scott Burrell (Connecticut), Jerry Walker (Seton Hall), Sean Miller (Pittsburgh), Lance Miller (Villanova).  
**Third Team:** Rod Sellers (Connecticut), Darren Morningstar (Pittsburgh), Michael Smith (Providence), Marques Bragg (Providence), Joey Brown (Georgetown), Lawrence Moten (Syracuse)  
**All-Rookie Team:** Donyell Marshall (Connecticut), Orlando Antigua (Pittsburgh), Michael Smith (Providence), Irvin Church (Georgetown), Lawrence Moten (Syracuse)  
**Coach of the Year:** John Thompson (Georgetown)  
**Player of the Year:** Alonzo Mourning (Georgetown)  
**Defensive Player of the Year:** Alonzo Mourning (Georgetown)  
**Rookie of the Year:** Lawrence Moten (Syracuse)

## 1990-91

**First Team:** Billy Owens (Syracuse), Malik Sealy (St. John's), Dikembe Mutombo (Georgetown), Terry Dehere (Seton Hall), Eric Murdock (Providence)  
**Second Team:** Dave Johnson (Syracuse), Brian Shorter (Pittsburgh), Anthony Avent (Seton Hall), Chris Smith (Connecticut), Jason Buchanan (St. John's)  
**Third Team:** Scott Burrell (Connecticut), Alonzo Mourning (Georgetown), Robert Werdann (St. John's), Jason Matthews (Pittsburgh), Lance Miller (Villanova)  
**All-Rookie Team:** Billy Curley (Boston College), Robert Churchwell (Georgetown), Jerry Walker (Seton Hall), Adrian Autry (Syracuse), Charles Harrison (Georgetown)  
**Coach of the Year:** Jim Boeheim (Syracuse)  
**Player of the Year:** Billy Owens (Syracuse)  
**Defensive Player of the Year:** Dikembe Mutombo (Georgetown)  
**Rookie of the Year:** Billy Curley (Boston College)

## 1989-90

**First Team:** Mark Tilimon (Georgetown), Alonzo Mourning (Georgetown), Brian Shorter (Pittsburgh), Greg "Boo" Harvey (St. John's), Derrick Coleman (Syracuse), Billy Owens (Syracuse)  
**Second Team:** Chris Smith (Connecticut), Dikembe Mutombo (Georgetown), Carlton Screen (Providence), Malik Sealy (St. John's), Stephen Thompson (Syracuse)  
**Third Team:** Tate George (Connecticut), Nadav Henefeld (Connecticut), Dwayne Bryant (Georgetown), Jason Matthews (Pittsburgh), Marty Conlon (Providence)  
**All-Rookie Team:** Nadav Henefeld (Connecticut), Scott Burrell (Connecticut), Terry Dehere (Seton Hall), Michael Edwards (Syracuse), Lance Miller (Villanova).  
**Coach of the Year:** Jim Calhoun (Connecticut)  
**Player of the Year:** Derrick Coleman (Syracuse)  
**Defensive Players of the Year:** Dikembe Mutombo and Alonzo Mourning (Georgetown)  
**Rookie of the Year:** Nadav Henefeld (Connecticut)



# All-BIG EAST Honors

## 1988-89

**First Team:** Sherman Douglas (Syracuse), Charles Smith (Georgetown), Ramon Ramos (Seton Hall), Brian Shorter (Pittsburgh), Derrick Coleman (Syracuse)

**Second Team:** Dana Barros (Boston College), Stephen Thompson (Syracuse), Jayson Williams (St. John's), Alonzo Mourning (Georgetown), Cliff Robinson (Connecticut)

**Third Team:** Eric Murdock (Providence), Jason Matthews (Pittsburgh), John Morton (Seton Hall), Andrew Gaze (Seton Hall), Doug West (Villanova)

**All-Rookie Team:** Malik Sealy (St. John's), Brian Shorter (Pittsburgh), Alonzo Mourning (Georgetown), Billy Owens (Syracuse), Marc Dowdell (Villanova)

**Coach of the Year:** P.J. Carlesimo (Seton Hall)

**Player of the Year:** Charles Smith (Georgetown)

**Defensive Player of the Year:** Alonzo Mourning (Georgetown)

**Rookie of the Year:** Brian Shorter (Pittsburgh)

## 1987-88

**First Team:** Mark Bryant (Seton Hall), Charles Smith (Pittsburgh), Dana Barros (Boston College), Sherman Douglas (Syracuse), Derrick Coleman (Syracuse)

**Second Team:** Jerome Lane (Pittsburgh), Shelton Jones (St. John's), Rony Seikaly (Syracuse), Charles Smith (Georgetown), Doug West (Villanova)

**Third Team:** Cliff Robinson (Connecticut), Mark Plansky (Villanova), Tom Greis (Villanova), Steve Wright (Providence), Michael Porter (St. John's)

**All-Freshman Team:** Corey Beasley (Boston College), Bobby Martin (Pittsburgh), Sean Miller (Pittsburgh), Jason Matthews (Pittsburgh), Eric Murdock (Providence)

**Coach of the Year:** P.J. Carlesimo (Seton Hall)

**Player of the Year:** Charles Smith (Pittsburgh)

**Defensive Player of the Year:** Gary Massey (Villanova)

**Freshman of the Year:** Sean Miller (Pittsburgh)

## 1986-87

**First Team:** Reggie Williams (Georgetown), Charles Smith (Pittsburgh), Jerome Lane (Pittsburgh), Billy Donovan (Providence), Mark Jackson (St. John's), Sherman Douglas (Syracuse)

**Second Team:** Dana Barros (Boston College), Perry McDonald (Georgetown), Mark Bryant (Seton Hall), Rony Seikaly (Syracuse), Harold Jensen (Villanova)

**Third Team:** Derrick Coleman (Syracuse), Greg Monroe (Syracuse), David Kipfer (Providence), James Major (Seton Hall), Willie Glass (St. John's)

**All-Freshman Team:** Dwayne Bryant (Georgetown), Mark Tilimon (Georgetown), Derrick Coleman (Syracuse), Tate George (Connecticut), Rod Brookin (Pittsburgh)

**Coach of the Year:** John Thompson (Georgetown)

**Player of the Year:** Reggie Williams (Georgetown)

**Defensive Player of the Year:** Mark Jackson (St. John's)

**Freshman of the Year:** Derrick Coleman (Syracuse)

## 1985-86

**First Team:** Reggie Williams (Georgetown), Mark Jackson (St. John's), Walter Berry (St. John's), Dwayne Washington (Syracuse), Harold Pressley (Villanova)

**Second Team:** Earl Kelley (Connecticut), David Wingate (Georgetown), Rafael Addison (Syracuse), Rony Seikaly (Syracuse), Wendell Alexis (Syracuse)

**Third Team:** Roger McCready (Boston College), Michael Jackson (Georgetown), Demetreus Gore (Pittsburgh), Charles Smith (Pittsburgh), Billy Donovan (Providence)

**All-Freshman Team:** Dana Barros (Boston College), Kenny Wilson (Villanova), Doug West (Villanova), Johnathan Edwards (Georgetown), Phil Gamble (Connecticut)

**Coach of the Year:** Lou Carnesecca (St. John's)

**Player of the Year:** Walter Berry (St. John's)

**Defensive Player of the Year:** Harold Pressley (Villanova)

**Freshman of the Year:** Dana Barros (Boston College)

## 1984-85

**First Team:** Patrick Ewing (Georgetown), Chris Mullin (St. John's), Rafael Addison (Syracuse), Dwayne Washington (Syracuse), Ed Pinckney (Villanova)

**Second Team:** Earl Kelley (Connecticut), Michael Adams (Boston College), Bill Wennington (St. John's), Walter Berry (St. John's), Bill Martin (Georgetown)

**Third Team:** Michael Jackson (Georgetown), Mike Moses (St. John's), Dwayne McClain (Villanova), Andre McCloud (Seton Hall), David Wingate (Georgetown), Charles Smith (Pittsburgh)

**All-Freshman Team:** Skip Barry (Boston College), Charles Smith (Pittsburgh), Mark Bryant (Seton Hall), Michael Brown (Syracuse), Rony Seikaly (Syracuse)

**Coach of the Year:** Lou Carnesecca (St. John's)

**Players of the Year:** Patrick Ewing (Georgetown) and Chris Mullin (St. John's)

**Defensive Player of the Year:** Patrick Ewing (Georgetown)

**Freshman of the Year:** Charles Smith (Pittsburgh)

## 1983-84

**First Team:** Jay Murphy (Boston College), Patrick Ewing (Georgetown), Otis Thorpe (Providence), Chris Mullin (St. John's), Dwayne Washington (Syracuse)

**Second Team:** Michael Adams (Boston College), David Wingate (Georgetown), Ed Pinckney (Villanova), Rafael Addison (Syracuse), Clyde Vaughan (Pittsburgh)

**Third Team:** Michael Jackson (Georgetown), Karl Hobbs (Connecticut), Bill Wennington (St. John's), Dwayne McClain (Villanova), Harold Pressley (Villanova), Andre McCloud (Seton Hall)

**All-Freshman Team:** Michael Graham (Georgetown), Reggie Williams (Georgetown), Willie Glass (St. John's), Mark Jackson (St. John's), Dwayne Washington (Syracuse)

**Coach of the Year:** Jim Boenheim (Syracuse)

**Players of the Year:** Patrick Ewing (Georgetown) and Chris Mullin (St. John's)

**Defensive Player of the Year:** Patrick Ewing (Georgetown)

**Freshman of the Year:** Dwayne Washington (Syracuse)

## 1982-83

**First Team:** Patrick Ewing (Georgetown), Erich Santifer (Syracuse), Chris Mullin (St. John's), Ed Pinckney (Villanova), John Pinone (Villanova)

**Second Team:** Michael Adams (Boston College), Stewart Granger (Villanova), John Garris (Boston College), Jay Murphy (Boston College), David Russell (St. John's)

**Third Team:** Ron Jackson (Providence), Leo Rautins (Syracuse), Otis Thorpe (Providence), Billy Goodwin (St. John's), Clyde Vaughan (Pittsburgh)

**All-Freshman Team:** Earl Kelley (Connecticut), Michael Jackson (Georgetown), David Wingate (Georgetown), Andre McCloud (Seton Hall), Rafael Addison (Syracuse)

**Coach of the Year:** Lou Carnesecca (St. John's)

**Player of the Year:** Chris Mullin (St. John's)

**Defensive Player of the Year:** Patrick Ewing (Georgetown)

**Freshman of the Year:** Earl Kelley (Connecticut)

## 1981-82

**First Team:** John Bagley (Boston College), Corny Thompson (Connecticut), Eric Floyd (Georgetown), David Russell (St. John's), Dan Callandrillo (Seton Hall), John Pinone (Villanova)

**Second Team:** Erich Santifer (Syracuse), Chris Mullin (St. John's), Stewart Granger (Villanova), Patrick Ewing (Georgetown), Mike McKay (Connecticut)

**Third Team:** Ron Jackson (Providence), Eric Smith (Georgetown), Otis Thorpe (Providence), Tony Bruin (Syracuse), Billy Goodwin (St. John's)

**All-Freshman Team:** Patrick Ewing (Georgetown), Anthony Jones (Georgetown), Chris Mullin (St. John's), Dwayne McClain (Villanova), Ed Pinckney (Villanova)

**Coach of the Year:** Rollie Massimino (Villanova)

**Player of the Year:** Dan Callandrillo (Seton Hall)

**Defensive Player of the Year:** Patrick Ewing (Georgetown)

**Freshman of the Year:** Patrick Ewing (Georgetown)

## 1980-81

**First Team:** John Bagley (Boston College), Corny Thompson (Connecticut), Eric Floyd (Georgetown), Dan Schayes (Syracuse), John Pinone (Villanova)

**Second Team:** Marty Headd (Syracuse), Dan Callandrillo (Seton Hall), Chuck Aleksinas (Connecticut), Eric Smith (Georgetown), David Russell (St. John's)

**Third Team:** Stewart Granger (Villanova), Dwan Chandler (Boston College), Wayne McKoy (St. John's), Howard McNeil (Seton Hall), Mike McKay (Connecticut), Frank Gilroy (St. John's)

**All-Freshman Team:** Martin Clark (Boston College), Jay Murphy (Boston College), Vern Giscombe (Connecticut), Fred Brown (Georgetown), Otis Thorpe (Providence), Sir John Collins (Seton Hall)

**Coach of the Year:** Tom Davis (Boston College)

**Player of the Year:** John Bagley (Boston College)

**Freshman of the Year:** Fred Brown (Georgetown)

# All-BIG EAST Honors

## 1979-80

**First Team:** John Duren (Georgetown), Craig Shelton (Georgetown), Reggie Carter (St. John's), Roosevelt Bouie (Syracuse), Louis Orr (Syracuse)

**Second Team:** Dan Callandrillo (Seton Hall), Eric Floyd (Georgetown), Wayne McKay (St. John's), Corny Thompson (Connecticut), David Russell (St. John's)

**Third Team:** Eddie Moss (Syracuse), Marty Headd (Syracuse), Joe Beaulieu (Boston College), Mike McKay (Connecticut), Rudy Williams (Providence)

**All-Freshman Team:** John Bagley (Boston College), Bruce Kuczenski (Connecticut), Ricky Tucker (Providence), David Russell (St. John's), Erich Santifer (Syracuse)

**Coach of the Year:** John Thompson (Georgetown)

**Player of the Year:** John Duren (Georgetown)

**Freshman of the Year:** David Russell (St. John's)



Louis Orr, Syracuse

## PLAYER OF THE YEAR

2017-18	Jalen Brunson (Villanova)
2016-17	Josh Hart (Villanova)
2015-16	Kris Dunn (Providence)
2014-15	Kris Dunn (Providence)
2013-14	Ryan Arcidiacono (Villanova)
2012-13	Doug McDermott (Creighton)
2011-12	Otto Porter (Georgetown)
2010-11	Jaе Crowder (Marquette)
2010-11	Ben Hansbrough (Notre Dame)
2009-10	Wes Johnson (Syracuse)
2008-09	DeJuan Blair (Pittsburgh)
2007-08	Hasheem Thabeet (Connecticut)
2006-07	Luke Harangody (Notre Dame)
2005-06	Jeff Green (Georgetown)
2004-05	Randy Foye (Villanova)
2003-04	Hakim Warrick (Syracuse)
2003-04	Emeka Okafor (Connecticut)
2002-03	Troy Bell (Boston College)
2001-02	Caron Butler (Connecticut)
2000-01	Brandin Knight (Pittsburgh)
1999-00	Troy Bell (Boston College)
1998-99	Troy Murphy (Notre Dame)
1997-98	Troy Murphy (Notre Dame)
1996-97	Richard Hamilton (Connecticut)
1995-96	Tim James (Miami)
1994-95	Richard Hamilton (Connecticut)
1993-94	Pat Garrity (Notre Dame)
1992-93	Ray Allen (Connecticut)
1991-92	Kerry Kittles (Villanova)
1990-91	Donyell Marshall (Connecticut)
1989-90	Terry Dehere (Seton Hall)
1988-89	Alonzo Mourning (Georgetown)
1987-88	Billy Owens (Syracuse)
1986-87	Derrick Coleman (Syracuse)
1985-86	Charles Smith (Georgetown)
1984-85	Charles Smith (Pittsburgh)
1983-84	Reggie Williams (Georgetown)
1982-83	Walter Berry (St. John's)
1981-82	Patrick Ewing (Georgetown)
1980-81	Chris Mullin (St. John's)
1979-80	Chris Mullin (St. John's)
1979-80	Dan Calandrillo (Seton Hall)
1979-80	John Bagley (Boston College)
1979-80	John Duren (Georgetown)

## FRESHMAN OF THE YEAR

2017-18	Omari Spellman (Villanova)
2016-17	Justin Patton (Creighton)
2015-16	Henry Ellenson (Marquette)
2014-15	Angel Delgado (Seton Hall)
2013-14	Billy Garrett, Jr. (DePaul)
2012-13	JaKarr Sampson (St. John's)
2011-12	Moe Harkless (St. John's)
2010-11	Cleveland Melvin (DePaul)
2009-10	Lance Stephenson (Cincinnati)
2008-09	Greg Monroe (Georgetown)
2007-08	DeJuan Blair (Pittsburgh)
2006-07	Jonny Flynn (Syracuse)
2005-06	Scottie Reynolds (Villanova)
2004-05	Dominic James (Marquette)
2003-04	Rudy Gay (Connecticut)
2002-03	Jeff Green (Georgetown)
2001-02	Chris Taft (Pittsburgh)
2000-01	Carmelo Anthony (Syracuse)
1999-00	Chris Thomas (Notre Dame)
1998-99	Eddie Griffin (Seton Hall)
1997-98	Troy Bell (Boston College)
1996-97	Troy Murphy (Notre Dame)
1995-96	Khalid El-Amin (Connecticut)
1994-95	Tim Thomas (Villanova)
1993-94	James "Scoonie" Penn (Boston Col.)
1992-93	Allen Iverson (Georgetown)
1991-92	Doron Sheffer (Connecticut)
1990-91	Othella Harrington (Georgetown)
1989-90	Lawrence Moten (Syracuse)
1988-89	Billy Curley (Boston College)
1987-88	Nadav Henefeld (Connecticut)
1986-87	Brian Shorter (Pittsburgh)
1985-86	Sean Miller (Pittsburgh)
1984-85	Derrick Coleman (Syracuse)
1983-84	Dana Barros (Boston College)
1982-83	Charles Smith (Pittsburgh)
1981-82	Dwayne Washington (Syracuse)
1980-81	Earl Kelley (Connecticut)
1979-80	Patrick Ewing (Georgetown)
1979-80	Fred Brown (Georgetown)
1979-80	David Russell (St. John's)

*Note: The award was called Rookie of the Year through the 2014-15 season.*

## THREE-TIME ALL-BIG EAST FIRST TEAM SELECTIONS

Trevon Bluiett, Xavier (2016-18)  
 Luke Harangody, Notre Dame (2008-10)  
 Troy Bell, Boston College (2001-03)  
 Danya Abrams, Boston College (1995-97)  
 Kerry Kittles, Villanova (1994-96)  
 Lawrence Moten, Syracuse (1993-95)  
 Terry Dehere, Seton Hall (1991-93)  
 Derrick Coleman, Syracuse (1988-90)  
 Sherman Douglas, Syracuse (1987-89)  
 Dwayne Washington, Syracuse (1984-86)  
 Chris Mullin, St. John's (1983-85)  
 Patrick Ewing, Georgetown (1983-85)  
 John Pinone, Villanova (1981-83)

# All-BIG EAST Honors

## DEFENSIVE PLAYER OF THE YEAR

2017-18 Khyri Thomas (Creighton)  
 2016-17 Khyri Thomas (Creighton)  
 Mikal Bridges (Villanova)  
 Josh Hart (Villanova)  
 2015-16 Kris Dunn (Providence)  
 2014-15 Kris Dunn (Providence)  
 Sir'Dominic Pointer (St. John's)  
 2013-14 Fuquan Edwin (Seton Hall)  
 2012-13 Gorgui Dieng (Louisville)  
 2011-12 Fab Melo (Syracuse)  
 2010-11 Rick Jackson (Syracuse)  
 2009-10 Hamady Ndiaye (Rutgers)  
 2008-09 Hasheem Thabeet (Connecticut)  
 2007-08 Hasheem Thabeet (Connecticut)  
 2006-07 Jerel McNeal (Marquette)  
 2005-06 Hilton Armstrong (Connecticut)  
 2004-05 Josh Boone (Connecticut)  
 2003-04 Emeka Okafor (Connecticut)  
 2002-03 Emeka Okafor (Connecticut)  
 2001-02 John Linehan (Providence)  
 2000-01 John Linehan (Providence)  
 1999-00 Etan Thomas (Syracuse)  
 1998-99 Etan Thomas (Syracuse)  
 1997-98 Damian Owens (West Virginia)  
 1996-97 Jason Lawson (Villanova)  
 1995-96 Allen Iverson (Georgetown)  
 1994-95 Allen Iverson (Georgetown)  
 1993-94 Donyell Marshall (Connecticut)  
 1992-93 Jerry Walker (Seton Hall)  
 1991-92 Alonzo Mourning (Georgetown)  
 1990-91 Dikembe Mutombo (Georgetown)  
 1989-90 Dikembe Mutombo (Georgetown)  
 Alonzo Mourning (Georgetown)  
 Alonzo Mourning (Georgetown)  
 1988-89 Alonzo Mourning (Georgetown)  
 1987-88 Gary Massey (Villanova)  
 1986-87 Mark Jackson (St. John's)  
 1985-86 Harold Pressley (Villanova)  
 1984-85 Patrick Ewing (Georgetown)  
 1983-84 Patrick Ewing (Georgetown)  
 1982-83 Patrick Ewing (Georgetown)  
 1981-82 Patrick Ewing (Georgetown)

## MOST IMPROVED PLAYER

2017-18 Myles Powell (Seton Hall)  
 2016-17 Kyrton Cartwright (Providence)  
 2015-16 Ben Bentil (Providence)  
 2014-15 Sir'Dominic Pointer (St. John's)  
 2013-14 Darrun Hilliard (Villanova)  
 Daniel Ochefu (Villanova)  
 2012-13 Kadeem Batts (Providence)  
 Michael Carter-Williams  
 (Syracuse)  
 2011-12 Jack Cooley (Notre Dame)  
 2010-11 Dwight Hardy (St. John's)  
 2009-10 Ashton Gibbs (Pittsburgh)  
 2008-09 Dante Cunningham (Villanova)  
 2007-08 Sam Young (Pittsburgh)  
 2006-07 Herbert Hill (Providence)  
 2005-06 Aaron Gray (Pittsburgh)  
 2004-05 Jared Dudley (Boston College)  
 Marcus Williams (Connecticut)  
 2003-04 Carl Krauser (Pittsburgh)  
 2002-03 Hakim Warrick (Syracuse)  
 2001-02 Brandin Knight (Pittsburgh)  
 2000-01 Preston Shumpert (Syracuse)  
 Calvin Bowman (West Virginia)  
 1999-00 Ricardo Greer (Pittsburgh)  
 Shaheen Holloway (Seton Hall)  
 Johnny Hemsley (Miami)  
 1997-98 Etan Thomas (Syracuse)  
 1996-97 Ya Ya Dia (Georgetown)

## SPORTSMANSHIP AWARD

2017-18 Tyler Wideman (Butler)  
 2016-17 Billy Garrett Jr. (DePaul)  
 2015-16 Kellen Dunham (Butler)  
 2014-15 Alex Barlow (Butler)  
 2013-14 Chris Otule (Marquette)  
 2012-13 Junior Cadougan (Marquette)  
 2011-12 Jason Clark (Georgetown)  
 2010-11 Brad Wanamaker (Pittsburgh)  
 2009-10 Tory Jackson (Notre Dame)  
 2008-09 Alex Ruoff (West Virginia)  
 2007-08 Ronald Ramon (Pittsburgh)  
 Darris Nichols (West Virginia)  
 2006-07 Brandon Jenkins (Louisville)  
 2005-06 Chris Quinn (Notre Dame)  
 2004-05 Josh Pace (Syracuse)  
 2003-04 Jaron Brown (Pittsburgh)  
 2002-03 Kueth Duany (Syracuse)  
 2001-02 John Salmons (Miami)

## SIXTH MAN AWARD

2017-18 Donte DiVincenzo (Villanova)  
 2016-17 Andrew Rowsey (Marquette)  
 2015-16 J.P. Macura (Xavier)  
 2014-15 Josh Hart (Villanova)  
 2013-14 Davante Gardner (Marquette)  
 2012-13 Davante Gardner (Marquette)  
 2011-12 Dion Waiters (Syracuse)  
 2010-11 Justin Burrell (St. John's)  
 2009-10 Kris Joseph (Syracuse)  
 2008-09 Corey Fisher (Villanova)  
 2007-08 Patrick Ewing, Jr. (Georgetown)

## COACH OF THE YEAR

2017-18 Chris Mack (Xavier)  
 2016-17 Chris Holtmann (Butler)  
 2015-16 Kevin Willard (Seton Hall)  
 Jay Wright (Villanova)  
 2014-15 Jay Wright (Villanova)  
 2013-14 Jay Wright (Villanova)  
 2012-13 John Thompson III (Georgetown)  
 2011-12 Stan Heath (USF)  
 2010-11 Mike Brey (Notre Dame)  
 2009-10 Jim Boeheim (Syracuse)  
 2008-09 Jay Wright (Villanova)  
 2007-08 Mike Brey (Notre Dame)  
 2006-07 Mike Brey (Notre Dame)  
 2005-06 Jay Wright (Villanova)  
 2004-05 Al Skinner (Boston College)  
 2003-04 Jamie Dixon (Pittsburgh)  
 2002-03 Louis Orr (Seton Hall)  
 2001-02 Ben Howland (Pittsburgh)  
 2000-01 Al Skinner (Boston College)  
 1999-00 Jim Boeheim (Syracuse)  
 1998-99 Leonard Hamilton (Miami)  
 1997-98 Jim Calhoun (Connecticut)  
 1996-97 John MacLeod (Notre Dame)  
 1995-96 Jim Calhoun (Connecticut)  
 Jim O'Brien (Boston College)  
 Leonard Hamilton (Miami)  
 1993-94 Jim Calhoun (Connecticut)  
 1992-93 Brian Mahoney (St. John's)  
 1991-92 John Thompson (Georgetown)  
 1990-91 Jim Boeheim (Syracuse)  
 1989-90 Jim Calhoun (Connecticut)  
 1988-89 P.J. Carlesimo (Seton Hall)  
 1987-88 P.J. Carlesimo (Seton Hall)  
 1986-87 John Thompson (Georgetown)  
 1985-86 Lou Carnesecca (St. John's)  
 1984-85 Lou Carnesecca (St. John's)  
 1983-84 Jim Boeheim (Syracuse)  
 1982-83 Lou Carnesecca (St. John's)  
 1981-82 Rollie Massimino (Villanova)  
 1980-81 Tom Davis (Boston College)  
 1979-80 John Thompson (Georgetown)



# Year-by-Year Standings

## 2017-18

	BIG EAST	OVERALL
Xavier	15-3	29-6
Villanova	14-4	36-4
Seton Hall	10-8	22-12
Creighton	10-8	21-12
Providence	10-8	21-14
Butler	9-9	21-14
Marquette	9-9	21-14
Georgetown	5-13	15-15
St. John's	4-14	16-17
DePaul	4-14	11-20

**NCAA:** Xavier (Round of 32), Villanova (National Champion), Seton Hall (Round of 32), Creighton, Providence, Butler (Final 16).

**NIT:** Marquette (Quarterfinals).

## 2016-17

	BIG EAST	OVERALL
Villanova	15-3	32-4
Butler	12-6	25-9
Providence	10-8	20-13
Marquette	10-8	19-13
Seton Hall	10-8	21-12
Creighton	10-8	25-10
Xavier	9-9	24-14
St. John's	7-11	14-19
Georgetown	5-13	14-18
DePaul	2-16	9-23

**NCAA:** Villanova, Butler, Providence, Marquette, Seton Hall, Creighton, Xavier (Elite 8).

## 2015-16

	BIG EAST	OVERALL
Villanova	16-2	35-5
Xavier	14-4	28-6
Seton Hall	12-6	25-9
Providence	10-8	24-11
Butler	10-8	22-11
Creighton	9-9	20-15
Marquette	8-10	20-13
Georgetown	7-11	15-18
DePaul	3-15	9-22
St. John's	1-17	8-24

**NCAA:** Villanova (National Champion), Xavier (Round of 32), Butler (Round of 32), Providence (Round of 32), Seton Hall.

**NIT:** Creighton (Quarterfinals).

## 2014-15

	BIG EAST	OVERALL
Villanova	16-2	33-3
Georgetown	12-6	22-11
Butler	12-6	23-11
Providence	11-7	22-12
St. John's	10-8	21-12
Xavier	9-9	23-14
DePaul	6-12	12-20
Seton Hall	6-12	16-15
Marquette	4-14	13-19
Creighton	4-14	14-19

**NCAA:** Villanova (Round of 32), Georgetown (Round of 32), Butler (Round of 32), Providence, St. John's, Xavier (Final 16).

## 2013-14

	BIG EAST	OVERALL
Villanova	16-2	29-5
Creighton	14-4	27-8
Xavier	10-8	21-13
Providence	18-8	23-12
St. John's	10-8	20-13
Marquette	9-9	17-15
Georgetown	8-10	18-15
Seton Hall	6-12	17-17
Butler	4-14	14-17
DePaul	3-15	12-21

**NCAA:** Villanova, Creighton, Xavier, Providence.

**NIT:** Georgetown, St. John's.

## 2012-13

	BIG EAST	OVERALL
Georgetown	14-4	25-7
Louisville	14-4	35-5
Marquette	14-4	26-9
Pittsburgh	12-6	24-9
Syracuse	11-7	30-10
Notre Dame	11-7	25-10
Villanova	10-8	20-14
Connecticut	10-8	20-10
Providence	9-9	19-15
Cincinnati	9-9	22-12
St. John's	8-10	17-16
Rutgers	5-13	15-16
Seton Hall	3-15	15-18
USF	3-15	12-19
DePaul	2-16	11-21

**NCAA:** Louisville (National Champion), Syracuse (Final Four), Marquette (Final 8), Georgetown, Cincinnati, Notre Dame, Pittsburgh, Villanova.

**NIT:** Providence (Second Round), St. John's.

## 2011-12

	BIG EAST	OVERALL
Syracuse	17-1	34-3
Marquette	14-4	27-8
Notre Dame	13-5	22-12
Cincinnati	12-6	26-11
Georgetown	12-6	24-9
USF	12-6	22-14
Louisville	10-8	30-10
West Virginia	9-9	19-14
Connecticut	8-10	20-14
Seton Hall	8-10	21-13
Rutgers	6-12	14-18
St. John's	6-12	13-19
Pittsburgh	5-13	22-17
Villanova	5-13	13-19
Providence	4-14	15-17
DePaul	3-15	12-19

**NCAA:** Louisville (Final Four), Syracuse (Final 8), Cincinnati (Final 16), Marquette (Final 16), Georgetown (Round of 32), USF (Round of 32), Connecticut, Notre Dame, West Virginia. **NIT:** Seton Hall (Second Round). **CBI:** Pittsburgh (Champion).

## 2010-11

	BIG EAST	OVERALL
Pittsburgh	15-3	28-6
Notre Dame	14-4	27-7
Louisville	12-6	25-10
Syracuse	12-6	27-8
St. John's	12-6	21-12
West Virginia	11-7	21-12
Cincinnati	11-7	26-9
Georgetown	9-9	21-11
Connecticut	10-8	21-11
Villanova	9-9	21-12
Marquette	9-9	22-15
Seton Hall	7-11	13-18
Rutgers	5-13	15-17
Providence	4-14	15-17
USF	3-15	10-23
DePaul	1-17	7-24

**NCAA:** Connecticut (National Champion), Marquette (Final 16), Cincinnati (Round of 32), Notre Dame (Round of 32), Pittsburgh (Round of 32), Syracuse (Round of 32), West Virginia (Round of 32), Georgetown, Louisville, St. John's, Villanova.

## 2009-10

	BIG EAST	OVERALL
Syracuse	15-3	30-5
Pittsburgh	13-5	25-9
West Virginia	13-5	31-7
Villanova	13-5	25-8
Marquette	11-7	22-12
Louisville	11-7	20-13
Notre Dame	10-8	23-12
Georgetown	10-8	23-11
USF	9-9	20-13
Seton Hall	9-9	19-13
Cincinnati	7-11	19-16
Connecticut	7-11	18-16
St. John's	6-12	17-16
Rutgers	5-13	15-17
Providence	4-14	12-19
DePaul	1-17	8-23

**NCAA:** West Virginia (Final 4), Syracuse (Final 16), Pittsburgh (Round of 32), Villanova (Round of 32), Georgetown, Louisville, Marquette, Notre Dame. **NIT:** Connecticut (Second Round), Seton Hall, USF, Cincinnati, St. John's.

## 2008-09

	BIG EAST	OVERALL
Louisville	16-2	31-6
Pittsburgh	15-3	31-5
Connecticut	15-3	31-5
Villanova	13-5	30-8
Marquette	12-6	25-10
Syracuse	11-7	28-10
West Virginia	10-8	23-12
Providence	10-8	19-14
Cincinnati	8-10	18-14
Notre Dame	8-10	21-15
Seton Hall	7-11	17-15
Georgetown	7-11	16-15
St. John's	6-12	16-18
USF	4-14	9-22
Rutgers	2-16	11-21
DePaul	0-18	9-24

**NCAA:** Connecticut (Final 4), Villanova (Final 4), Louisville (Final 8), Pittsburgh (Final 8), Syracuse (Final 16), Marquette, West Virginia.

**NIT:** Notre Dame (Final 4), Georgetown, Providence. **CBI:** St. John's.

# Year-by-Year Standings

## 2007-08

	BIG EAST	OVERALL
Georgetown	15-3	28-6
Louisville	14-4	27-9
Notre Dame	14-4	25-8
Connecticut	13-5	24-9
West Virginia	11-7	26-11
Marquette	11-7	25-10
Pittsburgh	10-8	27-10
Villanova	9-9	22-13
Syracuse	9-9	21-14
Cincinnati	8-10	13-18
Seton Hall	7-11	17-15
Providence	6-12	15-16
DePaul	6-12	11-19
St. John's	5-13	11-19
USF	3-15	12-19
Rutgers	3-15	11-20

**NCAA:** Louisville (Final 8), West Virginia (Final 16), Villanova (Final 16), Connecticut, Georgetown, Marquette, Notre Dame, Pittsburgh. **NIT:** Syracuse. **CBI:** Cincinnati.

## 2006-07

	BIG EAST	OVERALL
Georgetown	13-3	30-7
Louisville	12-4	24-10
Pittsburgh	12-4	29-8
Notre Dame	11-5	24-8
Marquette	10-6	24-10
Syracuse	10-6	24-11
West Virginia	9-7	27-9
Villanova	9-7	22-11
DePaul	9-7	20-14
Providence	8-8	18-13
St. John's	7-9	16-15
Connecticut	6-10	17-14
Seton Hall	4-12	13-16
USF	3-13	12-18
Rutgers	3-13	10-19
Cincinnati	2-14	11-19

**NCAA:** Georgetown (Final 4), Pittsburgh (Final 16), Louisville, Marquette, Notre Dame, Villanova. **NIT:** West Virginia (Champion), DePaul, Providence, Syracuse.

## 2005-06

	BIG EAST	OVERALL
Connecticut	14-2	30-4
Villanova	14-2	28-5
West Virginia	11-5	22-11
Marquette	10-6	20-11
Georgetown	10-6	23-10
Pittsburgh	10-6	25-8
Seton Hall	9-7	18-12
Cincinnati	8-8	21-13
Syracuse	7-9	23-12
Rutgers	7-9	19-14
Louisville	6-10	21-13
Notre Dame	6-10	16-14
Providence	5-11	12-15
DePaul	5-11	12-15
St. John's	5-11	12-15
USF	1-15	7-22

**NCAA:** Connecticut (Final 8), Georgetown (Final 16), Marquette, Pittsburgh, Seton Hall, Syracuse, Villanova (Final 8), West Virginia (Final 16).

**NIT:** Cincinnati (Final 8), Louisville (Final 4), Notre Dame, Rutgers.

## 2004-05

	BIG EAST	OVERALL
Boston College	13-3	25-5
Connecticut	13-3	23-8
Syracuse	11-5	27-7
Villanova	11-5	24-8
Pittsburgh	10-6	20-9
Notre Dame	9-7	17-12
Georgetown	8-8	19-13
West Virginia	8-8	24-11
Providence	4-12	14-17
Seton Hall	4-12	12-16
St. John's	3-13	9-18
Rutgers	2-14	10-19

**NCAA:** Boston College, Connecticut, Pittsburgh, Syracuse, Villanova (Final 16); West Virginia (Final 8). **NIT:** Georgetown.

## 2003-04

	BIG EAST	OVERALL
Pittsburgh	13-3	31-5
Connecticut	12-4	33-6
Providence	11-5	20-9
Syracuse	11-5	23-8
Boston College	10-6	24-10
Seton Hall	10-6	24-10
Notre Dame	9-7	19-13
Virginia Tech	7-9	15-14
Rutgers	7-9	20-13
West Virginia	7-9	17-14
Villanova	6-10	18-17
Georgetown	4-12	13-15
Miami	4-12	14-16
St. John's	1-15	6-21

**NCAA:** Connecticut (National Champion), Pittsburgh (Final 16), Syracuse (Final 16), Boston College, Providence, Seton Hall. **NIT:** Rutgers (Runner-up), Notre Dame, Villanova, West Virginia.

## 2002-03

	BIG EAST	OVERALL
Boston College	10-6	19-12
Connecticut	10-6	23-10
Providence	8-8	18-14
Villanova	8-8	15-16
St. John's	7-9	21-13
Miami	4-12	11-17
Virginia Tech	4-12	12-17

### WEST DIVISION

Syracuse	13-3	30-5
Pittsburgh	13-3	28-5
Seton Hall	10-6	17-13
Notre Dame	10-6	24-10
Georgetown	6-10	19-15
West Virginia	5-11	14-15
Rutgers	4-12	12-16

**NCAA:** Syracuse (National Champion), Connecticut (Final 16), Notre Dame (Final 16), Pittsburgh (Final 16). **NIT:** St. John's (Champion), Georgetown (Runner-up), Boston College, Providence, Seton Hall, Villanova

## 2001-02

	BIG EAST	OVERALL
Connecticut	13-3	27-7
Miami	10-6	24-8
St. John's	9-7	20-12
Boston College	8-8	20-12
Villanova	7-9	19-13
Providence	6-10	15-16
Virginia Tech	4-12	10-18

### WEST DIVISION

Pittsburgh	13-3	29-6
Notre Dame	10-6	22-11
Georgetown	9-7	19-11
Syracuse	9-7	23-13
Rutgers	8-8	18-13
Seton Hall	5-11	12-18
West Virginia	1-15	8-20

**NCAA:** Boston College, Connecticut (Final 8), Miami, Notre Dame, Pittsburgh (Final 16), St. John's. **NIT:** Rutgers, Syracuse (4th), Villanova.

## 2000-01

	BIG EAST	OVERALL
Boston College	13-3	27-5
Providence	11-5	21-10
St. John's	8-8	14-15
Miami	8-8	16-13
Villanova	8-8	18-13
Connecticut	8-8	20-12
Virginia Tech	2-14	8-19

### WEST DIVISION

Notre Dame	11-5	20-10
Georgetown	10-6	25-8
Syracuse	10-6	25-9
West Virginia	8-8	17-12
Pittsburgh	7-9	19-14
Seton Hall	5-11	16-15
Rutgers	3-13	11-16

**NCAA:** Boston College, Georgetown (Final 16), Notre Dame, Providence, Syracuse.

**NIT:** Connecticut, Miami, Pittsburgh, Seton Hall, Villanova, West Virginia.

## 1999-00

	BIG EAST	OVERALL
Syracuse	13-3	26-6
Miami	13-3	23-11
St. John's	12-4	25-8
Connecticut	10-6	25-10
Seton Hall	10-6	22-10
Villanova	8-8	20-13
Notre Dame	8-8	22-15
West Virginia	6-10	14-14
Georgetown	6-10	19-15
Rutgers	6-10	15-16
Pittsburgh	5-11	13-15
Providence	4-12	11-19
Boston College	3-13	11-19

**NCAA:** Miami (Final 16), Seton Hall (Final 16), Syracuse (Final 16), Connecticut, St. John's.

**NIT:** Notre Dame (runner-up), Georgetown, Rutgers, Villanova.

# Year-by-Year Standings

## 1998-99

	BIG EAST	OVERALL
Connecticut	16-2	34-2
Miami	15-3	23-7
St. John's	14-4	28-9
Villanova	10-8	21-11
Syracuse	10-8	21-12
Rutgers	9-9	19-13
Providence	9-9	16-14
Seton Hall	8-10	15-15
Notre Dame	8-10	14-16
Georgetown	6-12	15-16
Pittsburgh	5-13	14-16
West Virginia	4-14	10-19
Boston College	3-15	6-21

**NCAA:** Connecticut (National Champion), St. John's (Final 8), Miami, Syracuse, Villanova.  
**NIT:** Rutgers (2nd Round), Seton Hall, Georgetown, Providence.

## 1997-98

BE 7	BIG EAST	OVERALL
Syracuse	12-6	26-9
Miami	11-7	18-10
Seton Hall	9-9	15-15
Providence	7-11	13-16
Georgetown	6-12	16-15
Rutgers	6-12	14-15
Pittsburgh	6-12	11-16

### BE 6

Connecticut	15-3	32-5
St. John's	13-5	22-10
West Virginia	11-7	24-9
Villanova	8-10	12-17
Notre Dame	7-11	13-14
Boston College	6-12	15-16

**NCAA:** Connecticut (Final 8), Syracuse (Final 16), West Virginia (Final 16), Miami, St. John's.  
**NIT:** Georgetown, Seton Hall.

## 1996-97

BE 7	BIG EAST	OVERALL
Georgetown	11-7	20-10
Providence	10-8	24-12
Pittsburgh	10-8	18-15
Syracuse	9-9	19-13
Miami	9-9	16-13
Rutgers	5-13	11-16
Seton Hall	5-13	10-18

### BE 6

Villanova	12-6	24-10
Boston College	12-6	22-9
West Virginia	11-7	21-10
Notre Dame	8-10	16-14
St. John's	8-10	13-14
Connecticut	7-11	18-15

**NCAA:** Providence (Final 8), Boston College, Georgetown, Villanova. **NIT:** Connecticut (3rd), Miami, Notre Dame, Pittsburgh, Syracuse, West Virginia.

## 1995-96

BE 7	BIG EAST	OVERALL
Georgetown	13-5	29-8
Syracuse	12-6	29-9
Providence	9-9	18-12
Miami	8-10	15-13
Seton Hall	7-11	12-16
Rutgers	6-12	9-18
Pittsburgh	5-13	10-17

### BE 6

Connecticut	17-1	32-3
Villanova	14-4	26-7
Boston College	10-8	19-11
West Virginia	7-11	12-15
St. John's	5-13	11-16
Notre Dame	4-14	9-18

**NCAA:** Syracuse (Final Four-2nd), Georgetown (Final 8), Connecticut (Final 16), Boston College, Villanova. **NIT:** Providence.

## 1994-95

	BIG EAST	OVERALL
Connecticut	16-2	28-5
Villanova	14-4	25-8
Syracuse	12-6	20-10
Georgetown	11-7	21-10
Miami	9-9	15-13
Providence	7-11	17-13
Seton Hall	7-11	16-14
St. John's	7-11	14-14
Pittsburgh	5-13	10-18
Boston College	2-16	9-19

**NCAA:** Connecticut (Final 8), Georgetown (Final 16), Syracuse, Villanova. **NIT:** Miami, Providence, St. John's, Seton Hall.

## 1993-94

	BIG EAST	OVERALL
Connecticut	16-2	29-5
Syracuse	13-5	23-7
Boston College	11-7	23-11
Providence	10-8	20-10
Villanova	10-8	20-12
Georgetown	10-8	19-12
Seton Hall	8-10	17-13
Pittsburgh	7-11	13-14
St. John's	5-13	12-17
Miami	0-18	7-20

**NCAA:** Boston College (Final 8), Connecticut (Final 16), Syracuse (Final 16), Georgetown, Seton Hall, Providence. **NIT:** Villanova (1st).

## 1992-93

	BIG EAST	OVERALL
Seton Hall	14-4	28-7
St. John's	12-6	19-11
Syracuse	10-8	20-9
Connecticut	9-9	15-13
Providence	9-9	20-13
Pittsburgh	9-9	17-11
Boston College	9-9	18-13
Georgetown	8-10	20-13
Miami	7-11	10-17
Villanova	3-15	8-19

**NCAA:** Seton Hall, Pittsburgh, St. John's.  
**NIT:** Providence (4th), Boston College, Georgetown (2nd), Connecticut.

## 1991-92

	BIG EAST	OVERALL
Seton Hall	12-6	23-9
Georgetown	12-6	22-10
St. John's	12-6	19-11
Villanova	11-7	14-15
Syracuse	10-8	22-10
Connecticut	10-8	20-10
Pittsburgh	9-9	18-16
Boston College	7-11	17-14
Providence	6-12	14-17
Miami	1-17	8-24

**NCAA:** Seton Hall (Final 16), Syracuse, Connecticut St. John's, Georgetown.  
**NIT:** Pittsburgh, Villanova, Boston College.

## 1990-91

	BIG EAST	OVERALL
Syracuse	12-4	26-6
St. John's	10-6	23-9
Connecticut	9-7	20-11
Seton Hall	9-7	25-9
Pittsburgh	9-7	21-12
Georgetown	8-8	19-13
Providence	7-9	19-13
Villanova	7-9	17-15
Boston College	1-15	11-19

**NCAA:** St. John's (Final 8), Seton Hall (Final 8), Connecticut (Final 16), Georgetown, Pittsburgh, Syracuse, Villanova. **NIT:** Providence.

## 1989-90

	BIG EAST	OVERALL
Connecticut	12-4	31-6
Syracuse	12-4	26-7
Georgetown	11-5	24-7
St. John's	10-6	24-10
Villanova	8-8	18-15
Providence	8-8	17-12
Seton Hall	5-11	12-16
Pittsburgh	5-11	12-17
Boston College	1-15	8-20

**NCAA:** Connecticut (Final 8), Georgetown, Providence, St. John's, Syracuse (Final 16), Villanova.

## 1988-89

	BIG EAST	OVERALL
Georgetown	13-3	29-5
Seton Hall	11-5	31-7
Syracuse	10-6	30-8
Pittsburgh	9-7	17-13
Villanova	7-9	18-16
Providence	7-9	18-11
St. John's	6-10	20-13
Connecticut	6-10	18-13
Boston College	3-13	12-17

**NCAA:** Georgetown (Final 8), Pittsburgh, Providence, Seton Hall (Final Four-2nd), Syracuse (Final 8). **NIT:** Connecticut, St. John's (1st), Villanova.



# Year-by-Year Standings

## 1987-88

	BIG EAST	OVERALL
Pittsburgh	12-4	24-7
Syracuse	11-5	26-9
Georgetown	9-7	20-10
Villanova	9-7	24-13
St. John's	8-8	17-12
Seton Hall	8-8	22-13
Boston College	6-10	18-15
Providence	5-11	11-17
Connecticut	4-12	20-14

**NCAA:** Villanova (Final 8), Georgetown, Syracuse, Seton Hall, Pittsburgh, St John's.  
**NIT:** Connecticut (1st), Boston College (4th).

## 1986-87

	BIG EAST	OVERALL
Syracuse	12-4	31-7
Georgetown	12-4	29-5
Pittsburgh	12-4	25-8
Providence	10-6	25-9
St John's	10-6	21-9
Villanova	6-10	15-16
Seton Hall	4-12	15-14
Boston College	3-13	11-18
Connecticut	3-13	9-19

**NCAA:** Syracuse (Final Four-2nd), Providence (Final Four), Georgetown (Final 8), Pittsburgh, St John's. **NIT:** Villanova, Seton Hal.

## 1985-86

	BIG EAST	OVERALL
St. John's	14-2	31-5
Syracuse	14-2	26-6
Georgetown	11-5	24-8
Villanova	10-6	23-14
Providence	7-9	17-14
Pittsburgh	6-10	15-14
Boston College	4-12	13-15
Connecticut	3-13	12-16
Seton Hall	3-13	14-18

**NCAA:** St. John's, Syracuse, Georgetown, Villanova. **NIT:** Pittsburgh, Providence.

## 1984-85

	BIG EAST	OVERALL
St. John's	15-1	31-4
Georgetown	14-2	35-3
Villanova	9-7	25-10
Syracuse	9-7	22-9
Pittsburgh	8-8	17-12
Boston College	7-9	20-11
Connecticut	6-10	13-15
Providence	3-13	11-20
Seton Hall	1-15	10-18

**NCAA:** Villanova (National Champion), Georgetown (Final Four-2nd), St. John's (Final Four), Boston College (Final 16), Pittsburgh, Syracuse.

## 1983-84

	BIG EAST	OVERALL
Georgetown	14-2	34-3
Syacuse	12-4	23-9
Villanova	12-4	19-12
Boston College	8-8	18-12
St. John's	8-8	18-12
Pittsburgh	6-10	18-13
Connecticut	5-11	13-15
Providence	5-11	15-14
Seton Hall	2-14	9-19

**NCAA:** Georgetown (National Champion), St. John's, Syracuse, Villanova. **NIT:** Pittsburgh, Boston College.

## 1982-83

	BIG EAST	OVERALL
Boston College	12-4	25-7
Villanova	12-4	24-8
St. John's	12-4	28-5
Georgetown	11-5	22-10
Syracuse	9-7	21-10
Pittsburgh	6-10	13-15
Connecticut	5-11	12-16
Providence	4-12	12-19
Seton Hall	1-15	6-23

**NCAA:** Boston College, Georgetown, Syracuse, St. John's, Villanova (Final 8).

## 1981-82

	BIG EAST	OVERALL
Villanova	11-3	24-8
Georgetown	10-4	30-7
St. John's	9-5	21-9
Boston College	8-6	22-10
Syracuse	7-7	16-13
Connecticut	7-7	17-11
Seton Hall	2-12	11-16
Providence	2-12	10-17

**NCAA:** Georgetown (Final Four-2nd), Boston College (Final 8), St. John's, Villanova (Final 8). **NIT:** Syracuse, Connecticut.

## 1980-81

	BIG EAST	OVERALL
Boston College	10-4	23- 7
Georgetown	9-5	20-12
St. John's	8-6	17-11
Villanova	8-6	20-11
Connecticut	8-6	20- 9
Syracuse	6-8	22-12
Seton Hall	4-10	11-16
Providence	3-11	10-18

**NCAA:** Boston College (Final 16), Georgetown, Villanova. **NIT:** Syracuse (2nd), St John's, Connecticut.

## 1979-80

	BIG EAST	OVERALL
Syracuse	5-1	26- 4
Georgetown	5-1	26- 6
St. John's	5-1	24- 5
Connecticut	3-3	20- 9
Boston College	2-4	19-10
Seton Hall	1-5	14-13
Providence	0-6	11-16

**NCAA:** Georgetown (Final 8), St John's, Syracuse. **NIT:** Boston College, Connecticut.



Georgetown, 1980 BIG EAST Tournament Champions



Walter Berry, St. John's

## BUTLER

**NCAA** 62, 97, 98, 00, 01, 03, 07, 08, 09, 10 (FF-2nd), 11 (FF-2nd), 13, 15, 16, 17, 18  
**NCAA Summary:** 16 appearances, 25 wins, 15 losses  
**NIT** 58, 59, 85, 91, 92, 99, 02, 06  
**NIT Summary:** 8 appearances, 5 wins, 8 losses  
**CBI** 12  
**CBI Summary:** 1 appearance, 2 wins 1 loss

## CREIGHTON

**NCAA** 41, 62, 64, 74, 75, 78, 81, 89, 91, 99, 00, 01, 02, 03, 05, 07, 12, 13, 14, 17, 18  
**NCAA Summary:** 21 appearances, 12 wins, 22 losses  
**NIT** 42, 43, 77, 84, 90, 98, 04, 06, 08, 09, 16  
**NIT Summary:** 11 appearances, 7 wins, 11 losses  
**CBI** 11  
**CBI Summary:** 1 appearance, 2 wins 1 loss

## DEPAUL

**NCAA** 43 (FF), 53, 56, 59, 60, 65, 76, 78, 79 (FF), 80, 81, 82, 84, 85, 86, 87, 88, 89, 91, 92, 00, 04  
**NCAA Summary:** 22 appearances, 21 wins, 25 losses  
**NIT** 40 (FF), 44 (FF-2nd), 45 (CH), 48, 61, 63, 64, 66, 83 (FF-2nd), 90, 94, 95, 99, 03, 05, 07  
**NIT Summary:** 16 appearances, 17 wins, 17 losses

## GEORGETOWN

**NCAA** 43 (2nd), 75, 76, 79, 80 (RR), 81, 82 (FF-2nd), 83, 84 (CH), 85 (FF-2nd), 86, 87 (RR), 88, 89 (RR), 90, 91, 92, 94, 95, 96 (RR), 97, 01, 06, 07 (FF), 08, 10, 11, 12, 13, 15  
**NCAA Summary:** 29 appearances, 47 wins, 29 losses  
**NIT** 53, 70, 77, 78 (FF), 93 (2nd), 98, 99, 00, 03 (FF-2nd), 05, 09, 14  
**NIT Summary:** 12 appearances, 15 wins, 13 losses

## MARQUETTE

**NCAA** 55 (RR), 59, 61, 68, 69 (RR), 71, 72, 73, 74 (FF-2nd), 75, 76 (RR), 77 (CH), 78, 79, 80, 82, 83, 93, 94, 96, 97, 02, 03 (FF), 06, 07, 08, 09, 10, 11, 12, 13, 17  
**NCAA Summary:** 32 appearances, 41 wins, 33 losses  
**NIT** 56, 63, 67 (FF-2nd), 70 (CH), 81, 84, 85, 86, 87, 90, 95 (FF-2nd), 98, 00, 04, 05, 18  
**NIT Summary:** 16 appearances, 23 wins, 15 losses

## PROVIDENCE

**NCAA** 64, 65 (RR), 66, 72, 73 (FF-4th), 74, 77, 78, 87 (FF), 89, 90, 94, 97 (RR), 01, 04, 14, 15, 16, 17, 18  
**NCAA Summary:** 20 appearances, 15 wins, 21 losses  
**NIT** 59 (FF), 60 (FF-2nd), 61 (CH), 62, 63 (CH), 64, 67, 71 (FF-2nd), 75, 76, 86, 91, 93 (FF), 95, 96, 99, 03, 07, 09, 13  
**NIT Summary:** 19 appearances, 32 wins, 20 losses

## ST JOHN'S

**NCAA** 51 (RR), 52 (FF-2nd), 61, 67, 68, 69, 73, 76, 77, 78, 79 (RR), 80, 82, 83, 84, 85 (FF), 86, 87, 88, 90, 91 (RR), 92, 93, 98, 99 (RR), 00, 02, 11, 15  
**NCAA Summary:** 29 appearances, 27 wins, 31 losses  
**NIT** 39 (FF), 40, 43 (CH), 44 (CH), 45 (FF), 46, 47, 49, 50 (FF), 51 (FF), 52, 53 (FF-2nd), 58 (FF), 59 (CH), 60, 62 (FF-2nd), 65 (CH), 66, 70 (FF-2nd), 71, 72 (FF), 74, 75 (FF), 81, 89 (CH), 95, 03 (CH), 10, 13, 14  
**NIT Summary:** 30 appearances, 47 wins, 32 losses  
**CBI** 09  
**CBI Summary:** 1 appearance, 0 wins, 1 loss

## SETON HALL

**NCAA** 88, 89 (FF-2nd), 91 (RR), 92, 93, 94, 00, 04, 06, 16, 17, 18  
**NCAA Summary:** 12 appearances, 16 wins, 12 losses  
**NIT** 41 (FF), 51 (4th), 52, 53 (CH), 55, 56, 57, 74, 77, 87, 95, 98, 99, 01, 03, 10, 12  
**NIT Summary:** 17 appearances, 7 wins, 19 losses

## VILLANOVA

**NCAA** 39 (FF), 49, 51, 55, 62 (RR), 64, 69, 70 (RR), 71 (FF-2nd), 72, 78 (RR), 80, 81, 82 (RR), 83 (RR), 84, 85 (CH), 86, 88, 90, 91, 95, 96, 97, 99, 05, 06 (RR), 07, 08, 09 (FF), 10, 11, 13, 14, 15, 16 (CH), 17, 18  
**NCAA Summary:** 38 appearances, 64 wins, 35 losses (1971 record voided)  
**NIT** 59, 60, 63 (FF), 65 (FF-2nd), 66 (FF), 67, 68, 77 (FF), 87, 89, 92, 94 (CH), 00, 01, 02, 03, 04 (CH)  
**NIT Summary:** 17 appearances, 24 wins, 17 losses

## XAVIER

**NCAA** 61, 83, 86, 87, 88, 89, 90, 91, 93, 95, 97, 98, 01, 02, 03, 04, 06, 07, 08, 09, 10, 11, 12, 14, 15, 16, 17, 18  
**NCAA Summary:** 28 appearances, 28 wins, 28 losses  
**NIT** 56, 57, 58 (CH), 84, 94, 99, 00  
**NIT Summary:** 7 appearances, 15 wins, 6 losses



Reggie Williams, Georgetown



Ed Pinckney, Villanova

# Postseason History

## 2017-18

**NCAA Record: 9-5; NIT Record: 2-1**

NCAA	Butler	Arkansas (East Region, First Round, Detroit, Mich.)	W	79-62
		Purdue (East Region, Second Round, Detroit, Mich.)	L	73-76
NCAA	Creighton	Kansas State (South Region, First Round, Charlotte, N.C.)	L	59-69
NIT	Marquette	Harvard (First Round, Milwaukee, Wis.)	W	67-60
		Oregon (Second Round, Milwaukee, Wis.)	W	101-92
		Penn State (Quarterfinal Round, Milwaukee, Wis.)	L	80-85
NCAA	Providence	Texas A&M (West Region, First Round, Charlotte, N.C.)	L	69-73
NCAA	Seton Hall	N.C. State (Midwest Region, First Round, Wichita, Kan.)	W	94-83
		Kansas (Midwest Region, Second Round, Wichita, Kan.)	L	79-83
NCAA	Villanova	Radford (East Region, First Round, Pittsburgh, Pa.)	W	87-61
		Alabama (East Region, Second Round, Pittsburgh, Pa.)	W	81-58
		West Virginia (East Region, Regional Semifinals, Boston, Mass.)	W	90-78
		Texas Tech (East Region, Regional Final, Boston, Mass.)	W	71-59
		Kansas (Final Four, National Semifinal, San Antonio, Tex.)	W	95-79
		Michigan (Final Four, National Final, San Antonio, Tex.)	W	79-62 1st
NCAA	Xavier	Texas Southern (West Region, First Round, Nashville, Tenn.)	W	102-83
		Florida State (West Region, Second Round, Nashville, Tenn.)	L	70-75

**Final 16:** Butler; **Champion:** Villanova

## 2016-17

**NCAA Record: 6-7; NIT Record: 0-0**

NCAA	Butler	Winthrop (South Region, First Round, Milwaukee, Wis.)	W	76-64
		Middle Tennessee State (South Region, Second Rd., Milwaukee, Wis.)	W	74-65
		North Carolina (South Region, Memphis, Tenn.)	L	80-92
NCAA	Creighton	Rhode Island (Midwest Region, First Round, Sacramento, Calif.)	L	72-84
NCAA	Marquette	South Carolina (East Region, First Round, Greenville, S.C.)	L	73-93
NCAA	Providence	USC (First Four, Dayton, Ohio)	L	71-75
NCAA	Seton Hall	Arkansas (South Region, First Round, Greenville, S.C.)	L	71-77
NCAA	Villanova	Mount St. Mary's (East Region, First Round, Buffalo, N.Y.)	W	76-56
		Wisconsin (East Region, Second Round, Buffalo, N.Y.)	L	62-65
NCAA	Xavier	Maryland (West Region, First Round, Orlando, Fla.)	W	76-65
		Florida State (West Region, Second Round, Orlando, Fla.)	W	91-66
		Arizona (West Region, Regional Semifinals, San Jose, Calif.)	W	73-71
		Gonzaga (West Region, Regional Final, San Jose, Calif.)	L	59-83

**Final 8:** Xavier

## 2015-16

**NCAA Record: 9-4; NIT Record: 2-1**

NCAA	Butler	Texas Tech (Midwest Region, First Round, Raleigh, N.C.)	W	71-61
		Virginia (Midwest Region, Second Round, Raleigh, N.C.)	L	69-77
NIT	Creighton	Alabama (First Round, Omaha, Neb.)	W	72-54
		Wagner (Second Round, Omaha, Neb.)	W	87-54
		BYU (Third Round, Provo, Utah)	L	88-82
NCAA	Providence	USC (East Region, First Round, Raleigh, N.C.)	W	70-69
		North Carolina (East Region, Second Round, Raleigh, N.C.)	L	66-85
NCAA	Seton Hall	Gonzaga (West Region, First Round, Denver, Colo.)	L	52-68
NCAA	Villanova	UNC-Asheville (South Region, First Round, Brooklyn, N.Y.)	W	86-56
		Iowa (South Region, Second Round, Brooklyn, N.Y.)	W	87-68
		Miami, Fla. (South Region, Regional Semifinals, Louisville, Ky.)	W	92-69
		Kansas (South Region, Regional Final, Louisville, Ky.)	W	64-59
		Oklahoma (Final Four, National Semifinal, Houston, Texas)	W	95-51
		North Carolina (Final Four, National Final, Houston, Texas)	W	77-74 1st
NCAA	Xavier	Weber State (East Region, First Round, St. Louis, Mo.)	W	71-53
		Wisconsin (East Region, Second Round, St. Louis, Mo.)	L	63-66

**Champion:** Villanova



*Donte DiVincenzo,  
Villanova*



*J.P. Macura & Trevon Bluiett,  
Xavier*



*Daniel Ochefu, Villanova*



# Postseason History



*Trevon Bluiett, Xavier*

## 2014-15

**NCAA Record:** 5-6; **NIT Record:** 0-0

NCAA	Butler	Texas (Midwest Region, Second Round, Pittsburgh, Pa.)	W	56-48
		Notre Dame (Midwest Region, Third Round, Pittsburgh, Pa.)	L	64-67 OT
NCAA	Georgetown	Eastern Washington (South Region, Second Round, Portland, Ore.)	W	74-64
		Utah (South Region, Third Round, Portland, Ore.)	L	64-75
NCAA	Providence	Dayton (East Region, Second Round, Columbus, Ohio)	L	53-66
NCAA	St. John's	San Diego State (South Region, Second Round, Charlotte, N.C.)	L	64-76
NCAA	Villanova	Lafayette (East Region, Second Round, Pittsburgh, Pa.)	W	93-52
		North Carolina State (East Region, Third Round, Pittsburgh, Pa.)	L	68-71
NCAA	Xavier	Mississippi (West Region, Second Round, Jacksonville, Fla.)	W	76-57
		Georgia State (West Region, Third Round, Jacksonville, Fla.)	W	75-67
		Arizona (West Region, Regional Semifinals, Los Angeles, Ca.)	L	60-68

**Final 16:** Xavier

## 2013-14

**NCAA Record:** 2-4; **NIT Record:** 1-2

NCAA	Creighton	Louisiana-Lafayette (West Region Second Round, San Antonio, Texas)	W	76-66
		Baylor (West Region, Third Round, San Antonio, Texas)	L	55-85
NIT	Georgetown	West Virginia (First Round, Washington, D.C.)	W	77-65
		Florida State (Second Round, Tallahassee, Fla.)	L	90-101
NCAA	Providence	North Carolina (East Region First Round, San Antonio, Texas)	L	77-79
NIT	St. John's	Robert Morris (First Round, Queens, N.Y.)	L	78-89
NCAA	Villanova	Milwaukee (East Region Second Round, Buffalo, N.Y.)	W	73-53
		Connecticut (East Region Third Round, Buffalo, N.Y.)	L	60-66
NCAA	Xavier	North Carolina State (First Four, Dayton, Ohio)	L	63-68

## 2012-13

**NCAA Record:** 13-7; **NIT Record:** 3-2

NCAA	Cincinnati	Creighton (Midwest Region Second Round, Philadelphia, Pa.)	L	63-67
NCAA	Georgetown	Florida Gulf Coast (South Region Second Round, Philadelphia, Pa.)	L	68-78
NCAA	Louisville	No. Carolina A&T (Midwest Region Second Round, Lexington, Ky.)	W	79-48
		Colorado State (Midwest Region Third Round, Lexington, Ky.)	W	82-56
		Oregon (Midwest Region Regional Semifinals, Indianapolis, Ind.)	W	77-69
		Duke (Midwest Region Final, Indianapolis, Ind.)	W	85-63
		Wichita State (Final Four, National Semifinal, Atlanta, Ga.)	W	72-68
		Michigan (Final Four, National Final, Atlanta, Ga.)	W	82-76
NCAA	Marquette	Davidson (East Region Second Round, Lexington, Ky.)	W	59-58
		Butler (East Region Third Round, Lexington, Ky.)	W	74-72
		Miami, Fla. (East Region Regional Semifinals, Washington, D.C.)	W	71-61
		Syracuse (East Region Regional Final, Washington, D.C.)	L	39-55
NCAA	Notre Dame	Iowa State (West Region Second Round, Dayton, Ohio)	L	58-76
NCAA	Pittsburgh	Wichita State (East Region Second Round, Salt Lake City, Utah)	L	55-73
NIT	Providence	Charlotte (First Round, Providence, R.I.)	W	75-66
		Robert Morris (Second Round, Providence, R.I.)	W	77-68
		Baylor (Quarterfinals, Waco, Texas)	L	68-79
NIT	St. John's	Saint Joseph's (First Round, Philadelphia, Pa.)	W	63-61
		Virginia (Second Round, Charlottesville, Va.)	L	68-50
NCAA	Syracuse	Montana (East Region Second Round, San Jose, Calif.)	W	81-34
		California (East Region Third Round, San Jose, Calif.)	W	66-60
		Indiana (East Region Regional Semifinals, Washington, D.C.)	W	61-50
		Marquette (East Region Regional Finals, Washington, D.C.)	W	55-39
		Michigan (Final Four, National Semifinal, Atlanta, Ga.)	L	56-61
NCAA	Villanova	North Carolina (South Region Second Round, Kansas City, Mo.)	L	71-78

**Final 8:** Marquette; **Final 4:** Syracuse; **Champion:** Louisville



*Bryce Cotton, Providence*

# Postseason History

## 2011-12

**NCAA Record:** 13-9; **NIT Record:** 1-1; **CBI Record:** 6-0

NCAA	Cincinnati	Texas (East Region Second Round, Nashville, Tenn.)	W	65-59
		Florida State (East Region Third Round, Nashville, Tenn.)	W	62-56
		Ohio State (East Region Regional Semifinals, Boston, Mass.)	L	66-81
NCAA	Connecticut	Iowa State (South Region Second Round, Louisville, Ky.)	L	64-77
NCAA	Georgetown	Belmont (Midwest Region Second Round, Columbus, Ohio)	W	74-59
		N.C. State (Midwest Region Third Round, Columbus, Ohio)	L	63-66
NCAA	Louisville	Davidson (West Region Second Round, Portland, Ore.)	W	69-62
		New Mexico (West Region Third Round, Portland, Ore.)	W	59-56
		Michigan State (West Region Regional Semifinals, Phoenix, Ariz.)	W	57-44
		Florida (West Region Final, Phoenix, Ariz.)	W	72-68
		Kentucky (Final Four, National Semifinal, New Orleans, La.)	L	61-69
NCAA	Marquette	BYU (West Region Second Round, Louisville, Ky.)	W	88-68
		Murray State (West Region Third Round, Louisville, Ky.)	W	62-53
		Florida (West Region Regional Semifinals, Phoenix, Ariz.)	L	58-68
NCAA	Notre Dame	Xavier (South Region Second Round, Greensboro, N.C.)	L	63-67
CBI	Pittsburgh	Wofford (First Round, Pittsburgh, Pa.)	W	81-63
		Princeton (Second Round, Pittsburgh, Pa.)	W	82-61
		Butler (Semifinals, Indianapolis, Ind.)	W	68-62 OT
		Washington State (Championship Series, Pullman, Wash.)	L	66-67
		Washington State (Championship Series, Pittsburgh, Pa.)	W	57-53
		Washington State (Championship Series, Pittsburgh, Pa.)	W	71-65
NIT	Seton Hall	Stony Brook (First Round, South Orange, N.J.)	W	63-61
		Massachusetts (Second Round, South Orange, N.J.)	L	67-77
NCAA	Syracuse	UNC Asheville (East Region Second Round, Pittsburgh, Pa.)	W	72-65
		Kansas State (East Region Third Round, Pittsburgh, Pa.)	W	75-59
		Wisconsin (East Region Regional Semifinals, Boston, Mass.)	W	64-63
		Ohio State (East Region Regional Finals, Boston, Mass.)	L	70-77
NCAA	South Florida	California (First Four, Dayton, Ohio)	W	65-54
		Temple (Midwest Region Second Round, Nashville, Tenn.)	W	58-44
		Ohio (Midwest Region Third Round, Nashville, Tenn.)	L	56-62
NCAA	West Virginia	Gonzaga (East Region Second Round, Pittsburgh, Pa.)	L	54-77

**Final 16:** Cincinnati, Marquette; **Final 8:** Syracuse; **Final 4:** Louisville

## 2010-11

**NCAA Record:** 13-10

NCAA	Cincinnati	Missouri (West Region Second Round, Washington, D.C.)	W	76-63
		Connecticut (West Region Third Round, Washington, D.C.)	L	58-69
NCAA	Connecticut	Bucknell (West Region Second Round, Washington, D.C.)	W	81-52
		Cincinnati (West Region Third Round, Washington, D.C.)	W	69-58
		San Diego State (West Region Semifinal, Anaheim, Calif.)	W	74-67
		Arizona (West Region Final, Anaheim, Calif.)	W	65-63
		Kentucky (Final Four, National Semifinal, Houston, Texas)	W	56-55
		Butler (Final Four, National Final, Houston, Texas)	W	53-41
NCAA	Georgetown	VCU (Southwest Region Second Round, Chicago, Ill.)	L	56-74
NCAA	Louisville	Morehead State (Southwest Region Second Round, Denver, Colo.)	L	61-62
NCAA	Marquette	Xavier (East Region Second Round, Cleveland, Ohio)	W	66-55
		Syracuse (East Region Third Round, Cleveland, Ohio)	W	66-62
		North Carolina (East Region Semifinal, Newark, N.J.)	L	63-81
NCAA	Notre Dame	Akron (Southwest Region Second Round, Chicago, Ill.)	W	69-56
		Florida State (Southwest Region Third Round, Chicago, Ill.)	L	57-71
NCAA	Pittsburgh	UNC Asheville (Southeast Region Second Round, Washington, D.C.)	W	74-51
		Butler (Southeast Region Third Round, Washington, D.C.)	L	70-71
NCAA	St. John's	Gonzaga (Southeast Region Second Round, Denver, Colo.)	L	71-86
NCAA	Syracuse	Indiana State (East Region Second Round, Cleveland, Ohio)	W	77-60
		Marquette (East Region Third Round, Cleveland, Ohio)	L	62-66
NCAA	Villanova	George Mason (East Region Second Round, Cleveland, Ohio)	L	57-61
NCAA	West Virginia	Clemson (East Region Second Round, Tampa, Fla.)	W	84-76
		Kentucky (East Region Third Round, Tampa, Fla.)	L	63-71

**Final 16:** Marquette; **Champion:** Connecticut



*Peyton Siva, Louisville*



*Kemba Walker, Connecticut*

# Postseason History




*Roy Hibbert, Georgetown*

## 2009-10

**NCAA Record:** 8-8; **NIT Record:** 1-5

NIT	Connecticut	Northeastern (First Round, Storrs, Conn.)	W	59-57
		Virginia Tech (Second Round, Blacksburg, Va.)	L	63-65
	Cincinnati	Dayton (First Round, Cincinnati, Ohio)	L	66-81
NCAA	Georgetown	Ohio (Midwest Region First Round, Providence, R.I.)	L	83-97
NCAA	Louisville	California (South Region First Round, Jacksonville, Fla.)	L	62-77
NCAA	Marquette	Washington (East Region, San Jose, Calif.)	L	78-80
NCAA	Notre Dame	Old Dominion (South Region First Round, New Orleans, La.)	L	50-51
NCAA	Pittsburgh	Oakland (West Region First Round, Milwaukee, Wis.)	W	89-66
		Xavier (West Region Second Round, Milwaukee, Wis.)	L	68-71
NIT	St. John's	Memphis (First Round, Memphis, Tenn.)	L	71-73
NIT	Seton Hall	Texas Tech (First Round, Newark, N.J.)	L	69-87
NIT	USF	North Carolina State (First Round, Tampa, Fla.)	L	57-58
NCAA	Syracuse	Vermont (West Region First Round, Buffalo, N.Y.)	W	79-56
		Gonzaga (West Region Second Round, Buffalo, N.Y.)	W	87-65
		Butler (West Region Semifinal, Salt Lake City, Utah)	L	59-63
NCAA	Villanova	Robert Morris (South Region First Round, Providence, R.I.)	W	73-70 OT
		Saint Mary's (South Region Second Round, Providence, R.I.)	L	68-75
NCAA	West Virginia	Morgan State (East Region First Round, Buffalo, N.Y.)	W	77-50
		Missouri (East Region Second Round, Buffalo, N.Y.)	W	68-59
		Washington (East Region Semifinal, Syracuse, N.Y.)	W	69-56
		Kentucky (East Region Final, Syracuse, N.Y.)	W	73-66
		Duke (Final Four, National Semifinal, Indianapolis, Ind.)	L	57-78

**Final 16:** Syracuse; **Final 4:** West Virginia



*Scottie Reynolds, Villanova*

## 2008-09

**NCAA Record:** 17-7; **NIT Record:** 3-3; **CBI Record:** 0-1

NCAA	Connecticut	Chattanooga (West Region First Round, Philadelphia, Pa.)	W	103-47
		Texas A&M (West Region Second Round, Philadelphia, Pa.)	W	92-66
		Purdue (West Region Semifinal, Glendale, Ariz.)	W	72-60
		Missouri (West Region Final, Glendale, Ariz.)	W	82-75
		Michigan State (Final Four, National Semifinal, Detroit, Mich.)	L	73-82
NIT	Georgetown	Baylor (First Round, Waco, Texas)	L	72-74
NCAA	Louisville	Morehead State (Midwest Region First Round, Dayton, Ohio)	W	74-54
		Siena (Midwest Region Second Round, Dayton, Ohio)	W	79-72
		Arizona (Midwest Region Semifinal, Indianapolis, Ind.)	W	103-64
		Michigan State (Midwest Region Final, Indianapolis, Ind.)	L	52-64
NCAA	Marquette	Utah State (West Region First Round, Boise, Idaho)	W	58-57
		Missouri (West Region Second Round, Boise Idaho)	L	79-83
NIT	Notre Dame	UAB (First Round, Notre Dame, Ind.)	W	70-64
		New Mexico (Second Round, Notre Dame, Ind.)	W	70-68
		Kentucky (Third Round, Notre Dame, Ind.)	W	77-67
		Penn State (Semifinal, New York, N.Y.)	L	59-67
NCAA	Pittsburgh	East Tennessee State (East Region First Round, Dayton, Ohio)	W	71-62
		Oklahoma State (East Region Second Round, Dayton, Ohio)	W	84-76
		Xavier (East Region Semifinal, Boston, Mass.)	W	60-55
		Villanova (East Region Final, Boston, Mass.)	L	76-78
NIT	Providence	Miami (Fla.) (First Round, Providence, R.I.)	L	66-78
CBI	St. John's	Richmond (First Round, Richmond, Va.)	L	65-79
NCAA	Syracuse	Stephen F. Austin (South Region First Round, Miami, Fla.)	W	59-44
		Arizona State (South Region Second Round, Miami, Fla.)	W	78-67
		Oklahoma (South Region Semifinal, Memphis, Tenn.)	L	71-84
NCAA	Villanova	American (East Region First Round, Philadelphia, Pa.)	W	80-67
		UCLA (East Region Second Round, Philadelphia, Pa.)	W	88-69
		Duke (East Region Semifinal, Boston, Mass.)	W	77-54
		Pittsburgh (East Region Final, Boston, Mass.)	W	78-76
		North Carolina (Final Four, National Semifinal, Detroit, Mich.)	L	69-83
NCAA	West Virginia	Dayton (Midwest Region First Round, Minneapolis, Minn.)	L	60-68

**Final 16:** Syracuse; **Final 8:** Louisville, Pittsburgh; **Final 4:** Connecticut, Villanova



# Postseason History

## 2007-08

**NCAA Record:** 11-8; **NIT Record:** 2-1; **CBI Record:** 0-1

CBI	Cincinnati	Bradley (First Round, Peoria, Ill.)	L	67-70
NCAA	Connecticut	San Diego (West Region First Round, Tampa, Fla.)	L	69-70 OT
NCAA	Georgetown	UMBC (Midwest Region First Round, Raleigh, N.C.)	W	66-47
		Davidson (Midwest Region Second Round, Raleigh, N.C.)	L	70-74
NCAA	Louisville	Boise State (East Region First Round, Birmingham, Ala.)	W	79-69
		Oklahoma (East Region Second Round, Birmingham, Ala.)	W	78-48
		Tennessee (East Region Semifinal, Charlotte, N.C.)	W	79-60
		North Carolina (East Region Final, Charlotte, N.C.)	L	73-83
NCAA	Marquette	Kentucky (South Region First Round, Anaheim, Calif.)	W	74-66
		Stanford (South Region Second Round, Anaheim, Calif.)	L	81-82 OT
NCAA	Notre Dame	George Mason (East Region First Round, Denver, Colo.)	W	68-50
		Washington State (East Region Second Round, Denver, Colo.)	L	41-61
NCAA	Pittsburgh	Oral Roberts (South Region First Round, Denver, Colo.)	W	82-63
		Michigan State (South Region Second Round, Denver, Colo.)	L	54-65
NIT	Syracuse	Robert Morris (First Round, Syracuse, N.Y.)	W	87-81
		Maryland (Second Round, Syracuse, N.Y.)	W	88-72
		Massachusetts (Quarterfinal, Syracuse, N.Y.)	L	77-81
NCAA	Villanova	Clemson (Midwest Region First Round, Tampa, Fla.)	W	75-69
		Siena (Midwest Region Second Round, Tampa, Fla.)	W	84-72
		Kansas (Midwest Region Semifinal, Detroit, Mich.)	L	57-72
NCAA	West Virginia	Arizona (West Region First Round, Washington, D.C.)	W	75-65
		Duke (West Region Second Round, Washington, D.C.)	W	73-67
		Xavier (West Region Semifinal, Phoenix, Ariz.)	L	75-79 OT

**Final 16:** Villanova, West Virginia; **Final 8:** Louisville




*David Padgett, Louisville*

## 2006-07

**NCAA Record:** 7-6; **NIT Record:** 9-3

NIT	DePaul	Hofstra (West Region, First Round, Chicago, Ill.)	W	83-71
		Kansas State (West Region, Second Round, Manhattan, Kan.)	W	70-65
		Air Force (Quarterfinal Round, USAFA, Colo.)	L	51-52
NCAA	Georgetown	Belmont (East Region First Round, Winston-Salem, N.C.)	W	80-55
		Boston College (East Region Second Round, Winston-Salem, N.C.)	W	62-55
		Vanderbilt (East Region Semifinal, East Rutherford, N.J.)	W	66-65
		North Carolina (East Regional, Regional Final, East Rutherford, N.J.)	W	96-84 OT
		Ohio State (Final Four, National Semifinal, Atlanta, Ga.)	L	60-67
NCAA	Louisville	Stanford (South Region First Round, Lexington, Ky.)	W	78-58
		Texas A&M (South Region Second Round, Lexington, Ky.)	L	69-72
NCAA	Marquette	Michigan State (East Region First Round, Winston-Salem, N.C.)	L	49-61
NCAA	Notre Dame	Winthrop (Midwest Region First Round, Spokane, Wash.)	L	64-74
NCAA	Pittsburgh	Wright State (West Region First Round, Buffalo, N.Y.)	W	79-58
		Virginia Commonwealth (West Region Second Round, Buffalo, N.Y.)	W	84-79 OT
		UCLA (West Region Semifinal, San Jose, Calif.)	L	55-64
NIT	Providence	Bradley (North Region, First Round, Peoria, Ill.)	L	78-90 OT
NIT	Syracuse	South Alabama (South Region, First Round, Syracuse, N.Y.)	W	79-73
		San Diego State (South Region, Second Round, Syracuse, N.Y.)	W	80-64
		Clemson (Quarterfinal Round, Clemson, S.C.)	L	70-74
NCAA	Villanova	Kentucky (West Region First Round, Chicago, Ill.)	L	58-67
NIT	West Virginia	Delaware State (East Region, First Round, Morgantown, W.Va.)	W	74-50
		Massachusetts (East Region, Second Round, Morgantown, W.Va.)	W	90-77
		North Carolina State (Quarterfinal, Morgantown, W.Va.)	W	71-66
		Mississippi State (Semifinal, New York, N.Y.)	W	63-62
		Clemson (Final, New York, N.Y.)	W	78-73

**Final 16:** Pittsburgh; **Final 4:** Georgetown



*Jeff Green, Georgetown*

# Postseason History



**Randy Foye, Villanova**

## 2005-06

**NCAA Record:** 11-8; **NIT Record:** 7-4

NIT	Cincinnati	Charlotte (First Round, Cincinnati, Ohio)	W	86-80
		Minnesota (Second Round, Cincinnati, Ohio)	W	76-62
		South Carolina (Quarterfinal, Cincinnati, Ohio)	L	62-65
NCAA	Connecticut	Albany (Washington D.C. Region First Round, Philadelphia, Pa.)	W	72-59
		Kentucky (Washington D.C. Region Second Round, Philadelphia, Pa.)	W	87-83
		Washington (Washington D.C. Region Semifinal, Washington D.C.)	W	98-92 OT
		George Mason (Washington D.C. Region Final, Washington D.C.)	L	84-86 OT
NCAA	Georgetown	Northern Iowa (Minneapolis Region First Round, Philadelphia, Pa.)	W	54-49
		Ohio State (Minneapolis Region Second Round, Philadelphia, Pa.)	W	70-52
		Florida (Minneapolis Region Semifinal, Minneapolis, Minn.)	L	53-57
NIT	Louisville	Delaware State (First Round, Louisville, Ky.)	W	71-54
		Clemson (Second Round, Louisville, Ky.)	W	74-68
		Missouri State (Quarterfinal, Louisville, Ky.)	W	74-56
		South Carolina (Semifinal, New York, N.Y.)	L	63-78
NCAA	Marquette	Alabama (Oakland Region First Round, San Diego, Calif.)	L	85-90
NIT	Notre Dame	Vanderbilt (First Round, Notre Dame, Ind.)	W	79-69
		Michigan (Second Round, Ann Arbor, Mich.)	L	84-87 OT
NCAA	Pittsburgh	Kent State (Oakland Region First Round, Auburn Hills, Mich.)	W	79-64
		Bradley (Oakland Region Second Round, Auburn Hills, Mich.)	L	66-72
NIT	Rutgers	Penn State (Opening Round, University Park, Pa.)	W	76-71
		St. Joseph's (First Round, Philadelphia, Pa.)	L	62-71
NCAA	Seton Hall	Wichita State (Washington D.C. Region First Round, Greensboro, N.C.)	L	66-86
NCAA	Syracuse	Texas A&M (Atlanta Region First Round, Jacksonville, Fla.)	L	58-66
NCAA	Villanova	Monmouth (Minneapolis Region First Round, Philadelphia, Pa.)	W	58-45
		Arizona (Minneapolis Region Second Round, Philadelphia, Pa.)	W	82-78
		Boston College (Minneapolis Region Semifinal, Minneapolis, Minn.)	W	60-59 OT
		Florida (Minneapolis Region Final, Minneapolis, Minn.)	L	62-75
NCAA	West Virginia	Southern Illinois (Atlanta Region First Round, Auburn Hills, Mich.)	W	64-46
		NW State (Atlanta Region Second Round, Auburn Hills, Mich.)	W	67-54
		Texas (Atlanta Region Semifinal, Atlanta, Ga.)	L	71-74

**Final 16:** Georgetown, West Virginia; **Final 8:** Connecticut, Villanova



**Austin Crashere, Providence**

## 2004-05

**NCAA Record:** 7-6; **NIT Record:** 2-2

NCAA	Boston College	Pennsylvania (Chicago Region, First Round, Cleveland, Ohio)	W	85-65
		Wisconsin-Milw. (Chicago Region, Second Round, Cleveland, Ohio)	L	75-83
NCAA	Connecticut	Central Florida (Syracuse Region, First Round, Worcester, Mass.)	W	77-71
		NC State (Syracuse Region, First Round, Worcester, Mass.)	L	62-65
NIT	Georgetown	Boston University (First Round, Washington, D.C.)	W	64-34
		Cal-State Fullerton (Second Round, Washington, D.C.)	W	74-57
		South Carolina (Quarterfinal, Columbia, S.C.)	L	66-69
NIT	Notre Dame	Holy Cross (First Round, Notre Dame, Ind.)	L	73-78
NCAA	Pittsburgh	Pacific (Albuquerque Region First Round, Boise, Idaho)	L	71-79
NCAA	Syracuse	Vermont (Austin Region, First Round, Worcester, Mass.)	L	57-60
NCAA	Villanova	New Mexico (Syracuse Region, First Round, Nashville, Tenn.)	W	55-47
		Florida (Syracuse Region, Second Round, Nashville, Tenn.)	W	76-65
		North Carolina (Syracuse Region, Regional Semifinal, Syracuse, N.Y.)	L	66-67
NCAA	West Virginia	Creighton (Albuquerque Region, First Round, Cleveland, Ohio)	W	63-61
		Wake Forest (Albuquerque Region, Second Round, Cleveland, Ohio)	W	111-105 OT
		Texas Tech (Albuquerque Region, Regional Semifinal, Albuquerque, N.M.)	W	65-60
		Louisville (Albuquerque Region, Regional Final, Albuquerque, N.M.)	L	85-93 OT

**Final 16:** Villanova; **Final 8:** West Virginia

# Postseason History

## 2003-04

**NCAA Record:** 12-5; **NIT Record:** 10-4 (including two games between BIG EAST teams)

NCAA	Boston College	Utah (St. Louis Region 1st Round, Milwaukee, Wis.)	W,	58-51
		Georgia Tech (St. Louis Region 2nd Round, Milwaukee, Wis.)	L,	54-57
NCAA	Connecticut	Vermont (Phoenix Region 1st Round, Buffalo, N.Y.)	W,	70-53
		DePaul (Phoenix Region 2nd Round, Buffalo, N.Y.)	W,	72-55
		Vanderbilt (Phoenix Region Semifinal, Phoenix, Ariz.)	W,	73-53
		Alabama (Phoenix Region Final, Phoenix, Ariz.)	W,	87-71
		Duke (Final Four, San Antonio, Texas)	W,	79-78
		Georgia Tech (Final Four, San Antonio, Texas)	W,	82-73 1st
NIT	Notre Dame	Purdue (1st Round, Notre Dame, Ind.)	W,	71-59
		Saint Louis (2nd Round, Ft. Wayne, Ind.)	W,	77-66
		Oregon (Quarterfinals, Notre Dame, Ind.)	L,	61-65
NCAA	Pittsburgh	UCF (East Rutherford Region 1st Round, Milwaukee, Wis.)	W,	53-44
		Wisconsin (East Rutherford Region 2nd Round, Milwaukee, Wis.)	W,	59-55
		Oklahoma State (East Rutherford Region Semifinal, E. Rutherford, N.J.)	L,	51-63
NCAA	Providence	Pacific (St. Louis Region 1st Round, Kansas City, Mo.)	L,	58-66
NIT	Rutgers	Temple (1st Round, Piscataway, N.J.)	W,	76-71
		West Virginia (2nd Round, Piscataway, N.J.)	W,	67-64
		Villanova (Quarterfinals, Piscataway, N.J.)	W,	72-60
		Iowa State (Semifinals, MSG, New York, N.Y.)	W,	84-81 OT
		Michigan (Championships, MSG, New York, N.Y.)	L,	55-62 2nd
NCAA	Seton Hall	Arizona (Atlanta Region 1st Round, Raleigh, N.C.)	W,	80-76
		Duke (Atlanta Region 2nd Round, Raleigh, N.C.)	L,	62-90
NCAA	Syracuse	BYU (Phoenix Region 1st Round, Denver, Colo.)	W,	80-75
		Maryland (Phoenix Region 2nd Round, Denver, Colo.)	W,	72-70
		Alabama (Phoenix Region Semifinal, Phoenix, Ariz.)	L,	71-80
NIT	Villanova	Drexel (1st Round, Villanova, Pa.)	L,	70-85
		Virginia (2nd Round, Villanova, Pa.)	W,	72-63
		Rutgers (Quarterfinals, Piscataway, N.J.)	L,	60-72
NIT	West Virginia	Kent State (Opening Round, Kent, Ohio)	W,	65-54
		Rhode Island (1st Round, Morgantown, W.Va.)	W,	79-72
		Rutgers (2nd Round, Piscataway, N.J.)	L,	64-67

**Final 16:** Pittsburgh, Syracuse; **Champion:** Connecticut



**Ben Gordon, Connecticut**

## 2002-03

**NCAA Record:** 12-3; **NIT Record:** 12-5 (including two games between BIG EAST teams)

NIT	Boston College	Fairfield (Opening Round, Bridgeport, Conn.)	W	90-78
		Temple (1st Round, Philadelphia, Pa.)	L	62-75
NCAA	Connecticut	BYU (South Region 1st Round, Spokane, Wash.)	W	58-53
		Stanford (South Region 2nd Round, Spokane, Wash.)	W	85-74
		Texas (South Region Semifinal, San Antonio, Texas)	L	78-82
NIT	Georgetown	Tennessee (1st Round, Knoxville, Tenn.)	W	70-60
		Providence (2nd Round, Providence, R.I.)	W	67-58
		North Carolina (Quarterfinals, Chapel Hill, N.C.)	W	79-74
		Minnesota (Semifinals, MSG, New York, N.Y.)	W	88-7
		St. John's (Championship, MSG, New York, N.Y.)	L	67-70 2nd
NCAA	Notre Dame	UW-Milwaukee (West Region 1st Round, Indianapolis, Ind.)	W	70-69
		Illinois (West Region 2nd Round, Indianapolis, Ind.)	W	68-60
		Arizona (West Region Semifinal, Anaheim, Calif.)	L	71-88
NCAA	Pittsburgh	Wagner (Midwest Region 1st Round, Boston, Mass.)	W	87-61
		Indiana (Midwest Region 2nd Round, Boston, Mass.)	W	74-52
		Marquette (Midwest Region Semifinal, Minneapolis, Minn.)	L	74-77
NIT	Providence	Richmond (Opening Round, Richmond, Va.)	W	67-49
		College of Charleston (1st Round, Providence, R.I.)	W	69-64
		Georgetown (2nd Round, Providence, R.I.)	L	58-67
NIT	St. John's	Boston University (1st Round, Jamaica, N.Y.)	W	62-57
		Virginia (2nd Round, Jamaica, N.Y.)	W	73-63
		UAB (Quarterfinals, Jamaica, N.Y.)	W	79-71
		Texas Tech (Semifinals, MSG, New York, N.Y.)	W	64-63
		Georgetown (Championship, MSG, New York, N.Y.)	W	70-67 1st
NIT	Seton Hall	Rhode Island (1st Round, Kingston, R.I.)	L	60-61
NCAA	Syracuse	Manhattan (East Region 1st Round, Boston, Mass.)	W	76-65
		Oklahoma State (East Region 2nd Round, Boston, Mass.)	W	68-56
		Auburn (East Region Semifinal, Albany, N.Y.)	W	79-78
		Oklahoma (East Region Final, Albany, N.Y.)	W	63-47
		Texas (Final Four, New Orleans, La.)	W	95-84
		Kansas (Final Four, New Orleans, La.)	W	81-78 1st
NIT	Villanova	Siena (Opening Round, Albany, N.Y.)	L	59-74

**Final 16:** Connecticut, Notre Dame, Pittsburgh; **Champion:** Syracuse





# Postseason History




**Alonzo Mourning,  
Georgetown**

## 2001-02

**NCAA Record:** 6-6; **NIT Record:** 5-4

NCAA	Boston College	Texas (Midwest Region 1st Round, Dallas, Texas)	L	57-70
NCAA	Connecticut	Hampton (East Region 1st Round, Washington, D.C.)	W	78-67
		NC State (East Region 2nd Round, Washington, D.C.)	W	77-74
		Southern Illinois (East Region Semifinal, Syracuse, N.Y.)	W	71-59
		Maryland (East Region Final, Syracuse, N.Y.)	L	82-90
NCAA	Miami	Missouri (West Region 1st Round, Albuquerque, N.M.)	L	80-93
NCAA	Notre Dame	Charlotte (South Region 1st Round, Greenville, S.C.)	W	82-63
		Duke (South Region 2nd Round, Greenville, S.C.)	L	77-84
NCAA	Pittsburgh	Central Connecticut (South Region 1st Round, Pittsburgh, Pa.)	W	71-54
		California (South Region 2nd Round, Pittsburgh, Pa.)	W	63-50
		Kent State (South Region Semifinal, Lexington, Ky.)	L	73-78 OT
NIT	Rutgers	Yale (1st Round, Piscataway, N.J.)	L	65-67
NCAA	St. John's	Wisconsin (East Region 1st Round, Washington, D.C.)	L	70-80
NIT	Syracuse	St. Bonaventure (1st Round, Syracuse, N.Y.)	W	76-66
		Butler (2nd Round, Syracuse, N.Y.)	W	66-65 OT
		Richmond (3rd Round, Richmond, Va.)	W	62-46
		South Carolina (Semifinals, MSG, New York, N.Y.)	L	59-66
		Temple (Consolation, MSG, New York, N.Y.)	L	54-65
NIT	Villanova	Manhattan (1st Round, Villanova, Pa.)	W	84-69
		Louisiana Tech (2nd Round, Villanova, Pa.)	W	67-64
		Temple (3rd Round, Philadelphia, Pa.)	L	57-63

**Final 16:** Pittsburgh; **Final 8:** Connecticut



**Shaheen Holloway,  
Seton Hall**

## 2000-01

**NCAA Record:** 5-5; **NIT Record:** 2-6

NCAA	Boston College	Southern Utah (East Region 1st Round, Uniondale, NY.)	W	68-65
		USC (East Region 2nd Round, Uniondale, N.Y.)	L	71-74
NIT	Connecticut	South Carolina (1st Round, Storrs, Conn.)	W	72-65
		Detroit (2nd Round, Storrs, Conn.)	L	61-67
NCAA	Georgetown	Arkansas (West Region 1st Round, Boise, Idaho)	W	63-61
		Hampton (West Region 2nd Round, Boise, Idaho)	W	76-57
		Maryland (West Region Semifinal, Anaheim, Calif.)	L	66-76
NIT	Miami	Auburn (1st Round, Auburn, Ala.)	L	58-60
NCAA	Notre Dame	Xavier (Midwest Region 1st Round, Kansas City, Mo.)	W	83-71
		Mississippi (Midwest Region 2nd Round, Kansas City, Mo.)	L	56-59
NIT	Pittsburgh	St. Bonaventure (1st Round, Pittsburgh, Pa.)	W	84-75
		Mississippi State (2nd Round, Pittsburgh, Pa.)	L	61-66
NCAA	Providence	Penn State (South Region 1st Round, New Orleans, La.)	L	59-69
NIT	Seton Hall	Alabama (1st Round, Tuscaloosa, Ala.)	L	79-85
NCAA	Syracuse	Hawaii (Midwest Region 1st Round, Dayton, Ohio)	W	79-69
		Kansas (Midwest Region 2nd Round, Dayton, Ohio)	L	58-87
NIT	Villanova	Minnesota (1st Round, Minneapolis, Minn.)	L	78-87
NIT	West Virginia	Richmond (1st Round, Richmond, Va.)	L	56-79

**Final 16:** Georgetown

# Postseason History

## 1999-2000

**NCAA Record:** 8-5; **NIT Record:** 6-4

NCAA	Connecticut	Utah State (South Region 1st Round, Birmingham, Ala.)	W	75-67
		Tennessee (South Region 2nd round, Birmingham, Ala.)	L	51-65
NIT	Georgetown	Virginia (1st Round, Charlottesville, Va.)	W	115-111 3OT
		California (2nd Round, Berkeley, Calif.)	L	49-60
NCAA	Miami	Arkansas (South Region 1st Round, Nashville, Tenn.)	W	75-71
		Ohio State (South Region 2nd Round, Nashville, Tenn.)	W	75-62
		Tulsa (South Region Semifinal, Austin, Texas)	L	71-80
NIT	Notre Dame	Michigan (1st Round, Notre Dame, Ind.)	W	75-65
		Xavier (2nd Round, Notre Dame, Ind.)	W	76-64
		BYU (3rd Round, Notre Dame, Ind.)	W	64-52
		Penn State (Semifinals, MSG, New York, N.Y.)	W	73-52
		Wake Forest (Championship, MSG, New York, N.Y.)	L	61-71
NIT	Rutgers	Kent State (1st Round, Kent, Ohio)	L	62-73
NCAA	St. John's	Northern Arizona (West Region 1st Round, Tucson, Ariz.)	W	61-56
		Gonzaga (West Region 2nd Round, Tucson, Ariz.)	L	76-82
NCAA	Seton Hall	Oregon (East Region 1st Round, Buffalo, N.Y.)	W	72-71 OT
		Temple (East Region 2nd Round, Buffalo, N.Y.)	W	67-65 OT
		Oklahoma State (East Region Semifinal, Syracuse, N.Y.)	L	66-68
NCAA	Syracuse	Samford (Midwest Region 1st Round, Cleveland, Ohio)	W	79-65
		Kentucky (Midwest Region 2nd Round, Cleveland, Ohio)	W	52-50
		Mich. State (Midwest Region Semifinal, Auburn Hills, Mich.)	L	58-75
NIT	Villanova	Delaware (1st Round, Villanova, Pa.)	W	72-63
		Kent State (2nd Round, Villanova, Pa.)	L	67-81

**Final 16:** Miami, Seton Hall, Syracuse

## 1998-99

**NCAA Record:** 10-4; **NIT Record:** 1-4

NCAA	Connecticut	Texas-San Antonio (West Region 1st Round, Denver, Colo.)	W	91-66
		New Mexico (West Region 2nd Round, Denver, Colo.)	W	78-56
		Iowa (West Region Semifinal, Phoenix, Ariz.)	W	76-68
		Gonzaga (West Region Final, Phoenix, Ariz.)	W	67-62
		Ohio State (Final Four, St. Petersburg, Fla.)	W	64-58
		Duke (Final Four, St. Petersburg, Fla.)	W	77-74 1st
NIT	Georgetown	Princeton (1st Round, Princeton, N.J.)	L	47-54
NCAA	Miami	Lafayette (East Region 1st Round, Boston, Mass.)	W	75-54
		Purdue (East Region 2nd Round, Boston, Mass.)	L	63-73
NIT	Providence	NC State (1st Round, Raleigh, N.C.)	L	86-92
NIT	Rutgers	Hofstra (1st Round, Piscataway, N.J.)	W	58-45
		Clemson (2nd Round, Piscataway, N.J.)	L	68-78
NCAA	St. John's	Samford (South Region 1st Round, Orlando, Fla.)	W	69-43
		Indiana (South Region 2nd Round, Orlando, Fla.)	W	86-61
		Maryland (South Region Semifinal, Knoxville, Tenn.)	W	76-62
		Ohio State (South Region Final, Knoxville, Tenn.)	L	74-77
NIT	Seton Hall	Old Dominion (1st Round, Norfolk, Va.)	L	56-75
NCAA	Syracuse	Oklahoma St. (South Region 1st Round, Indianapolis, Ind.)	L	61-69
NCAA	Villanova	Mississippi (Midwest Region 1st Round, Milwaukee, Wis.)	L	70-72

**Final 8:** St. John's; **Champion:** Connecticut

## 1997-98


**NCAA Record:** 7-5; **NIT Record:** 1-2

NCAA	Connecticut	Fairleigh Dickinson (East Region 1st Round, Washington, D.C.)	W	93-85
		Indiana (East Region 2nd Round, Washington, D.C.)	W	78-68
		Washington (East Region Semifinal, Greensboro, N.C.)	W	75-74
		North Carolina (East Region Final, Greensboro, N.C.)	L	64-75
NIT	Georgetown	Florida (1st round, Gainesville, Fla.)	W	71-69
		Georgia Tech (2nd Round, Atlanta, Ga.)	L	79-80 OT
NCAA	Miami	UCLA (South Region 1st Round, Atlanta, Ga.)	L	62-65
NCAA	St. John's	Detroit (Midwest Region 1st Round, Chicago, Ill.)	L	64-66
NIT	Seton Hall	Georgia Tech (1st Round, Atlanta, Ga.)	L	78-88
NCAA	Syracuse	Iona (South Region 1st Round, Lexington, Ky.)	W	63-61
		New Mexico (South Region 2nd Round, Lexington, Ky.)	W	56-46
		Duke (South Region Semifinal, St. Petersburg, Fla.)	L	67-80
NCAA	West Virginia	Temple (West Region 1st Round, Boise, Idaho)	W	82-52
		Cincinnati (West Region 2nd Round, Boise, Idaho)	W	75-74
		Utah (West Region Semifinal, Anaheim, Calif.)	L	62-65

**Final 16:** Syracuse, West Virginia; **Final 8:** Connecticut



*Lavar Postell, St John's*



*Jason Lawson, Villanova*



*Allen Iverson, Georgetown*

## 1996-97

**NCAA Record:** 5-4 ; **NIT Record:** 9-6

NCAA	Boston College	Valparaiso (West Region 1st Round, Salt Lake City, Utah)	W	73-66
		St. Joseph's (West Region 2nd Round, Salt Lake City, Utah)	L	77-81 OT
NIT	Connecticut	Iona (1st round, Storrs, Conn.)	W	71-66
		Bradley (2nd round, Storrs, Conn.)	W	63-47
		Nebraska (Quarterfinals, Storrs, Conn.)	W	76-67
		Florida State (Semifinals, MSG, New York, N.Y.)	L	65-71 OT
		Arkansas (Consolation, MSG, New York, N.Y.)	W	74-64
NCAA	Georgetown	Charlotte (West Region 1st Round, Tucson, Ariz.)	L	67-79
NIT	Miami	Michigan (1st round, Ann Arbor, Mich.)	L	73-76
NIT	Notre Dame	Oral Roberts (1st round, Notre Dame, Ind.)	W	74-58
		Texas Christian (2nd round, Notre Dame, Ind.)	W	82-72
		Michigan (Quarterfinals, Notre Dame, Ind.)	L	66-67
NIT	Pittsburgh	New Orleans (1st round, Pittsburgh, Pa.)	W	82-63
		Arkansas (2nd round, Fayetteville, Ark.)	L	71-76
NCAA	Providence	Marquette (Southeast Region 1st Round, Charlotte, N.C.)	W	81-59
		Duke (Southeast Region 2nd Round, Charlotte, N.C.)	W	98-87
		Chattanooga (Southeast Region Semifinal, Birmingham, Ala.)	W	71-65
		Arizona (Southeast Region Final, Birmingham, Ala.)	L	92-96 OT
NIT	Syracuse	Florida State (1st round, Syracuse, N.Y.)	L	67-82
NCAA	Villanova	Long Island (East Region 1st Round, Winston-Salem, N.C.)	W	101-91
		California (East Region 2nd Round, Winston-Salem, N.C.)	L	68-75
NIT	West Virginia	Bowling Green (1st round, Morgantown, W. Va.)	W	98-95
		NC State (2nd round, Raleigh, N.C.)	W	76-73
		Florida State (Quarterfinals, Morgantown, W. Va.)	L	71-76

**Final 8:** Providence

## 1995-96

**NCAA Record:** 12-5 ; **NIT Record:** 1-1

NCAA	Boston College	Indiana (Southeast Region 1st Round, Orlando, Fla.)	W	64-51
		Georgia Tech (Southeast Region 2nd Round, Orlando, Fla.)	L	89-103
NCAA	Connecticut	Colgate (Southeast Region 1st Round, Indianapolis, Ind.)	W	68-59
		Eastern Michigan (Southeast Region 2nd Round, Indianapolis, Ind.)	W	95-81
		Mississippi State (Southeast Region Semifinal, Lexington, Ky.)	L	55-60
NCAA	Georgetown	Mississippi Valley State (East Region 1st Round, Richmond, Va.)	W	93-56
		New Mexico (East Region 2nd Round, Richmond, Va.)	W	73-62
		Texas Tech (East Region Semifinal, Atlanta, Ga.)	W	98-90
		Massachusetts (East Region final, Atlanta, Ga.)	L	62-86
NIT	Providence	Fairfield (1st round, New Haven, Conn.)	W	91-79
		St. Joseph's (2nd round, Providence, R.I.)	L	62-82
NCAA	Syracuse	Montana State (West Region 1st Round, Albuquerque, N.M.)	W	88-55
		Drexel (West Region 2nd Round, Albuquerque, N.M.)	W	69-58
		Georgia (West Region Semifinal, Denver, Colo.)	W	83-81 OT
		Kansas (West Region final, Denver, Colo.)	W	60-57
		Mississippi State (Final Four, East Rutherford, N.J.)	W	77-69
		Kentucky (Final Four, East Rutherford, N.J.)	L	67-76 2nd
NCAA	Villanova	Portland (Midwest Region 1st Round, Milwaukee, Wis.)	W	92-58
		Louisville (Midwest Region 2nd Round, Milwaukee, Wis.)	L	64-68

**Final 16:** Connecticut; **Final 8:** Georgetown; **Championship Game:** Syracuse

## 1994-95

**NCAA Record:** 6-4; **NIT Record:** 1-4

NCAA	Connecticut	Chattanooga (West Region 1st Round, Salt Lake City, Utah)	W	100-71
		Cincinnati (West Region 2nd Round, Salt Lake City, Utah)	W	96-91
		Maryland (West Region Semifinal, Oakland, Calif.)	W	99-89
		UCLA (West Region Final, Oakland, Calif.)	L	96-102
NCAA	Georgetown	Xavier (Southeast Region 1st Round, Tallahassee, Fla.)	W	68-63
		Weber State (Southeast Region 2nd Round, Tallahassee, Fla.)	W	53-51
		North Carolina (Southeast Region Semifinal, Birmingham, Ala.)	L	64-74
NIT	Miami	Penn State (1st Round, State College, Pa.)	L	56-62
NIT	Providence	College of Charleston (1st Round, Providence, R.I.)	W	72-67
		Virginia Tech (2nd Round, Providence, R.I.)	L	78-91
NIT	St. John's	South Florida (1st Round, Tampa, Fla.)	L	67-74
NIT	Seton Hall	Canisius (1st Round, Buffalo, N.Y.)	L	71-83
NCAA	Syracuse	Southern Illinois (Midwest Region 1st Round, Austin, Texas)	W	96-92
		Arkansas (Midwest Region 2nd Round, Austin, Texas)	L	94-96 OT
NCAA	Villanova	Old Dominion (East Region 1st Round, Albany, N.Y.)	L	81-89 3OT



*Kerry Kittles, Villanova*



# Postseason History

**Final 16:** Georgetown; **Final 8:** Connecticut

## 1993-94

**NCAA Record:** 8-6; **NIT Record:** 5-0

NCAA	Boston College	Washington State (East Region 1st Round, Landover, Md.)	W	67-64
		North Carolina (East Region 2nd Round, Landover, Md.)	W	75-72
		Indiana (East Region Semifinal, Miami, Fla.)	W	77-68
		Florida (East Region Final, Miami, Fla.)	L	66-74
NCAA	Connecticut	Rider (East Region 1st Round, Uniondale, N.Y.)	W	64-46
		George Washington (East Region 2nd Round, Uniondale, N.Y.)	W	75-63
		Florida (East Region Semifinal, Miami, Fla.)	L	60-69 OT
NCAA	Georgetown	Illinois (Midwest Region 1st Round, Oklahoma City, Okla.)	W	84-77
		Arkansas (Midwest Region 2nd Round, Oklahoma City, Okla.)	L	73-85
NCAA	Providence	Alabama (Southeast Region 1st Round, Lexington, Ky.)	L	70-76
NCAA	Seton Hall	Michigan State (Southeast Region 1st Round, St. Petersburg, Fla.)	L	77-84
NCAA	Syracuse	Hawaii (West Region 1st Round, Ogden, Utah)	W	92-78
		UW-Green Bay (West Region 2nd Round, Ogden, Utah)	W	64-59
		Missouri (West Region Semifinal, Los Angeles, Calif.)	L	88-98 OT
NIT	Villanova	Canisius (1st Round, Villanova, Pa.)	W	103-79
		Duquesne (2nd Round, Pittsburgh, Pa.)	W	82-67
		Xavier (3rd Round, Villanova, Pa.)	W	76-74
Siena (Semifinals, MSG, New York, N.Y.)		Vanderbilt (Championship, MSG, New York, N.Y.)	W	66-58
			W	80-73 – 1st

**Final 16:** Connecticut, Syracuse; **Final 8:** Boston College

## 1992-93

**NCAA Record:** 2-3; **NIT Record:** 9-5 (including one game between BIG EAST teams)


NIT	Boston College	Niagara (1st Round, Niagara, N.Y.)	W	87-83
		Rice (2nd Round, Chestnut Hill, Mass.)	W	101-68
		Providence (3rd Round, Chestnut Hill, Mass.)	L	58-75
NIT	Connecticut	Jackson State (1st Round, Storrs, Conn.)	L	88-90 OT
NIT	Georgetown	Arizona State (1st Round, Tempe, Ariz.)	W	78-68
		UTEP (2nd Round, Washington, D.C.)	W	71-44
		Miami, Ohio (3rd Round, Fairfax, Va.)	W	66-53
		UAB (Semifinals, MSG, New York, N.Y.)	W	45-41
		Minnesota (Championship, MSG, New York, N.Y.)	L	61-62
NCAA	Pittsburgh	Utah (Southeast Region 1st Round, Nashville, Tenn.)	L	65-86
NIT	Providence	James Madison (1st Round, Providence, R.I.)	W	73-61
		West Virginia (2nd Round, Providence, R.I.)	W	68-67
		Boston College (3rd Round, Chestnut Hill, Mass.)	W	75-58
		Minnesota (Semifinals, MSG, New York, N.Y.)	L	60-76
		UAB (Consolation, MSG, New York, N.Y.)	L	52-55
NCAA	St. John's	Texas Tech (East Region 1st Round, Winston-Salem, N.C.)	W	85-67
		Arkansas (East Region 2nd Round, Winston-Salem, N.C.)	L	74-80
NCAA	Seton Hall	Tennessee State (Southeast Region 1st Round, Orlando, Fla.)	W	81-59
		Western Kentucky (Southeast Region 2nd Round, Orlando, Fla.)	L	68-72

## 1991-92

**NCAA Record:** 4-4; **NIT Record:** 2-3

NIT	Boston College	Southern Illinois (1st Round, Chestnut Hill, Mass.)	W	78-69
		Rhode Island (2nd Round, Chestnut Hill, Mass.)	L	80-81 20T
NCAA	Connecticut	Nebraska (Southeast Region 1st Round, Cincinnati, Ohio)	W	86-65
		Ohio State (Southeast Region 2nd Round, Cincinnati, Ohio)	L	55-78
NCAA	Georgetown	South Florida (West Region 1st Round, Boise, Idaho)	W	75-60
		Florida State (West Region 2nd Round, Boise, Idaho)	L	68-78
NIT	Pittsburgh	Penn State (1st Round, State College, Pa.)	W	67-65
		Florida (2nd Round, Pittsburgh, Pa.)	L	74-77
NCAA	St. John's	Tulane (Southeast Region 1st Round, Atlanta, Ga.)	L	57-61
NCAA	Seton Hall	La Salle (East Region 1st Round, Greensboro, N.C.)	W	78-76
		Missouri (East Region 2nd Round, Greensboro, N.C.)	W	88-71
		Duke (East Region Semifinal, Philadelphia, Pa.)	L	69-81
NCAA	Syracuse	Princeton (East Region 1st Round, Worcester, Mass.)	W	51-43
		Massachusetts (East Region 2nd Round, Worcester, Mass.)	L	71-77 OT
NIT	Villanova	Virginia (1st Round, Villanova, Pa.)	L	80-83

**Final 16:** Seton Hall



*Malik Sealy, St. John's*



*Arturas Karnisovas, Seton Hall*

# Postseason History



Mark Tillmon, Georgetown

## 1990-91

**NCAA Record:** 11-7; **NIT Record:** 2-1

NCAA	Connecticut	LSU (Midwest Region 1st Round, Minneapolis, Minn.)	W	79-62
		Xavier (Midwest Region 2nd Round, Minneapolis, Minn.)	W	66-50
		Duke (Midwest Region Semifinal, Pontiac, Mich.)	L	67-81
NCAA	Georgetown	Vanderbilt (West Region 1st Round, Tucson, Ariz.)	W	70-60
		UNLV (West Region 2nd Round, Tucson, Ariz.)	L	54-62
NCAA	Pittsburgh	Georgia (Southeast Region 1st Round, Louisville, Ky.)	W	76-68 OT
		Kansas (Southeast Region 2nd Round, Louisville, Ky.)	L	66-77
NIT	Providence	James Madison (1st Round, Providence, R.I.)	W	98-93 2OT
		West Virginia (2nd Round, Providence, R.I.)	W	85-79
		Oklahoma (3rd Round, Providence, R.I.)	L	74-83
NCAA	St. John's	Northern Illinois (Midwest Region 1st Round, Dayton, Ohio)	W	75-68
		Texas (Midwest Region 2nd Round, Dayton, Ohio)	W	84-76
		Ohio State (Midwest Region Semifinal, Pontiac, Mich.)	W	91-74
		Duke (Midwest Region Final, Pontiac, Mich.)	L	61-78
NCAA	Seton Hall	Pepperdine (West Region 1st Round, Salt Lake City, Utah)	W	71-51
		Creighton (West Region 2nd Round, Salt Lake City, Utah)	W	81-69
		Arizona (West Region Semifinal, Seattle, Wash.)	W	81-77
		UNLV (West Region Final, Seattle, Wash.)	L	65-77
NCAA	Syracuse	Richmond (East Region 1st Round, College Park, Md.)	L	69-73
NCAA	Villanova	Princeton (East Region 1st Round, Syracuse, N.Y.)	W	50-48
		North Carolina (East Region 2nd Round, Syracuse, N.Y.)	L	69-84

**Final 16:** Connecticut; **Final 8:** St. John's, Seton Hall

## 1989-90

**NCAA Record:** 7-6

NCAA	Connecticut	Boston University (East Region 1st Round, Hartford, Conn.)	W	76-52
		California (East Region 2nd Round, Hartford, Conn.)	W	74-54
		Clemson (East Region Semifinal, East Rutherford, N.J.)	W	71-70
		Duke (East Region Final, East Rutherford, N.J.)	L	78-79 OT
NCAA	Georgetown	Texas Southern (Midwest Region 1st Round, Indianapolis, Ind.)	W	70-52
		Xavier (Midwest Region 2nd Round, Indianapolis, Ind.)	L	71-74
NCAA	Providence	Ohio State (West Region 1st Round, Salt Lake City, Utah)	L	83-84 OT
NCAA	St. John's	Temple (East Region 1st Round, Atlanta, Ga.)	W	81-65
		Duke (East Region 2nd Round, Atlanta, Ga.)	L	72-76
NCAA	Syracuse	Coppin State (Southeast Region 1st Round, Richmond, Va.)	W	71-48
		Virginia (Southeast Region 2nd Round, Richmond, Va.)	W	63-61
		Minnesota (Southeast Region Semifinal, New Orleans, La.)	L	75-82
NCAA	Villanova	LSU (Southeast Regional, Knoxville, Tenn.)	L	63-70

**Final 16:** Syracuse; **Final 8:** Connecticut

## 1988-89

**NCAA Record:** 11-5 ; **NIT Record:** 9-2

NIT	Connecticut	Charlotte (1st Round, Charlotte, N.C.)	W	67-62
		California (2nd Round, Hartford, Conn.)	W	73-72
		UAB (3rd Round, Storrs, Conn.)	L	79-85
NCAA	Georgetown	Princeton (East Region 1st Round, Providence, R.I.)	W	50-49
		Notre Dame (East Region 1st Round, Providence, R.I.)	W	81-74
		NC State (East Region Semifinal, East Rutherford, N.J.)	W	69-61
		Duke (East Region Final, East Rutherford, N.J.)	L	77-85
NCAA	Pittsburgh	Ball State (Midwest Region 1st Round, Indianapolis, Ind.)	L	64-68
NCAA	Providence	Virginia (Southeast Region 1st Round, Nashville, Tenn.)	L	97-100
NIT	St. John's	Mississippi (1st Round, Jamaica, N.Y.)	W	70-67
		Oklahoma State (2nd Round, Jamaica, N.Y.)	W	76-64
		Ohio State (3rd Round, Columbus, Ohio)	W	83-80 OT
		UAB (Semifinals, MSG, New York, N.Y.)	W	76-65
		Saint Louis (Championship, MSG, New York, N.Y.)	W	73-65
NCAA	Seton Hall	SW Missouri State (West Region 1st Round, Tucson, Ariz.)	W	60-51
		Evansville (West Region 2nd Round, Tucson, Ariz.)	W	87-73
		Indiana (West Region Semifinal, Denver, Colo.)	W	78-65
		UNLV (West Region Final, Denver, Colo.)	W	84-61
		Duke (Final Four, Seattle, Wash.)	W	95-78
		Michigan (Final Four, Seattle, Wash.)	L	80-79 OT 2nd
NCAA	Syracuse	Bucknell (Midwest Region 1st Round, Dallas, Texas)	W	104-81
		Colorado State (Midwest Region 2nd Round, Dallas, Texas)	W	65-50
		Missouri (Midwest Region Semifinal, Minneapolis, Minn.)	W	83-80
		Illinois (Midwest Region Final, Minneapolis, Minn.)	L	86-89
NIT	Villanova	St. Peter's (1st Round, Villanova, Pa.)	W	76-56
		Penn State (2nd Round, Villanova, Pa.)	W	76-67
		Michigan State (3rd Round, Villanova, Pa.)	L	63-70

**Final 8:** Georgetown, Syracuse; **Final 4:** Seton Hall; **Championship Game:** Seton Hall



John Morton, Seton Hall

# Postseason History

## 1987-88

**NCAA Record:** 7-6 ; **NIT Record:** 8-2 (including one game between BIG EAST teams)

NIT	Boston College	Siena (1st Round, Chestnut Hill, Mass.)	W	73-65
		Evansville (2nd Round, Evansville, Ind.)	W	86-81
		Middle Tennessee State (3rd Round, Murfreesboro, Tenn.)	W	78-69
		Connecticut (Semifinals, MSG, New York, N.Y.)	L	67-73
		Colorado State (Consolation, MSG, New York, N.Y.)	L	57-58
NIT	Connecticut	West Virginia (1st Round, Morgantown, W. Va.)	W	62-57
		Louisiana Tech (2nd Round, Hartford, Conn.)	W	65-59
		Virginia Commonwealth (3rd Round, Storrs, Conn.)	W	72-61
		Boston College (Semifinals, MSG, New York, N.Y.)	W	73-67
		Ohio State (Championship, MSG, New York, N.Y.)	W	72-67 1st
NCAA	Georgetown	LSU (East Region 1st Round, Hartford, Conn.)	W	66-63
		Temple (East Region 2nd Round, Hartford, Conn.)	L	53-74
NCAA	Pittsburgh	Eastern Michigan (Midwest Region 1st Round, Lincoln, Neb.)	W	108-90
		Vanderbilt (Midwest Region 2nd Round, Lincoln, Neb.)	L	74-80 OT
NCAA	St. John's	Florida (West Regional 1st Round, Salt Lake City, Utah)	L	59-62
NCAA	Seton Hall	UTEP (West Region 1st Round, Los Angeles, Calif.)	W	80-64
		Arizona (West Region 2nd Round, Los Angeles, Calif.)	L	55-84
NCAA	Syracuse	North Carolina A&T (East Region 1st Round, Chapel Hill, Mass.)	W	69-55
		Rhode Island (East Region 2nd Round, Chapel Hill, N.C.)	W	94-97
NCAA	Villanova	Arkansas (Southeast Region 1st Round, Cincinnati, Ohio)	W	82-74
		Illinois (Southeast Region 2nd Round, Cincinnati, Ohio)	W	66-63
		Kentucky (Southeast Region Semifinal, Birmingham, Ala.)	W	80-74
		Oklahoma (Southeast Region Final, Birmingham, Ala.)	L	59-78

**Final 8:** Villanova

## 1986-87

**NCAA Record:** 14-5 (including two games between BIG EAST teams); **NIT Record:** 0-2

NCAA	Georgetown	Bucknell (Southeast Region 1st Round, Atlanta, Ga.)	W	75-53
		Ohio State (Southeast Region 2nd Round, Atlanta, Ga.)	W	82-79
		Kansas (Southeast Region Semifinal, Louisville, Ky.)	W	70-57
		Providence (Southeast Region Final, Louisville, Ky.)	L	73-88
NCAA	Pittsburgh	Marist (West Region 1st Round, Tucson, Ariz.)	W	93-68
		Oklahoma (West Region 2nd Round, Tucson, Ariz.)	L	93-96
NCAA	Providence	UAB (Southeast Region 1st Round, Birmingham, Ala.)	W	90-68
		Austin Peay (Southeast Region 2nd Round, Birmingham, Ala.)	W	90-87 OT
		Alabama (Southeast Region Semifinal, Louisville, Ky.)	W	103-82
		Georgetown (Southeast Region Final, Louisville, Ky.)	W	88-73
		Syracuse (Final Four, New Orleans, La.)	L	63-77
NCAA	St. John's	Wichita State (Midwest Region 1st Round, Rosemont, Ill.)	W	57-55
		DePaul (Midwest Region 2nd Round, Rosemont, Ill.)	L	75-83 OT
NIT	Seton Hall	Niagara (1st Round, Buffalo, N.Y.)	L	65-74
NCAA	Syracuse	Georgia Southern (East Region 1st Round, Syracuse, N.Y.)	W	79-73
		Western Kentucky (East Region 2nd Round, Syracuse, N.Y.)	W	104-86
		Florida (East Region Semifinal, East Rutherford, N.J.)	W	87-81
		North Carolina (East Region Final, East Rutherford, N.J.)	W	79-75
		Providence (Final Four, New Orleans, La.)	W	77-63
		Indiana (Final Four, New Orleans, La.)	L	73-74
NIT	Villanova	La Salle (1st Round, Villanova, Pa.)	L	84-86

**Final 8:** Georgetown; **Final 4:** Providence, Syracuse; **Championship Game:** Syracuse

## 1985-86

**NCAA Record:** 4-4 ; **NIT Record:** 2-2


NCAA	Georgetown	Texas Tech (Midwest Region 1st Round, Dayton, Ohio)	W	70-64
		Michigan State (Midwest Region 2nd Round, Dayton, Ohio)	L	68-80
NIT	Pittsburgh	Southwest Missouri State (1st Round, Springfield, Mo.)	L	53-59
NIT	Providence	Boston University (1st Round, Providence, R.I.)	W	72-69
		George Mason (2nd Round, Providence, R.I.)	W	90-71
		Louisiana Tech (3rd Round, Providence, R.I.)	L	63-64
NCAA	St. John's	Montana State (West Region 1st Round, Long Beach, Calif.)	W	83-74
		Auburn (West Region 2nd Round, Long Beach, Calif.)	L	65-81
NCAA	Syracuse	Brown (East Region 1st Round, Syracuse, N.Y.)	W	101-52
		Navy (East Region 2nd Round, Syracuse, N.Y.)	L	85-97
NCAA	Villanova	Virginia Tech (Southeast Region 1st Round, Baton Rouge, La.)	W	71-62
		Georgia Tech (Southeast Region 2nd Round, Baton Rouge, La.)	L	61-66



*Doug West, Villanova*




*Mark Bryant, Seton Hall*



*Billy Donovan, Providence*



# Postseason History



Mark Jackson, St. John's

## 1984-85

**NCAA Record:** 18-5 (including two games between BIG EAST teams)

NCAA	Boston College	Texas Tech (Midwest Region 1st Round, Houston)	W	55-53
		Duke (Midwest Region 2nd Round, Houston)	W	74-73
		Memphis State (Midwest Region Semifinal, Dallas, Texas)	L	57-59
NCAA	Georgetown	Lehigh (East Region 1st Round, Hartford, Conn.)	W	68-43
		Temple (East Region 2nd Round, Hartford, Conn.)	W	63-46
		Loyola (East Region Semifinal, Providence, R.I.)	W	65-53
		Georgia Tech (East Region Final, Providence, R.I.)	W	60-54
		St. John's (Final Four, Lexington, Ky.)	W	77-59
		Villanova (Final Four, Lexington, Ky.)	L	64-66
NCAA	Pittsburgh	Louisiana Tech (Midwest Region 1st Round, Tulsa, Okla.)	L	54-78
NCAA	St. John's	Southern (West Region 1st Round, Salt Lake City, Utah)	W	83-59
		Arkansas (West Region 2nd Round, Salt Lake City, Utah)	W	68-65
		Kentucky (West Region Semifinal, Denver, Colo.)	W	86-70
		NC State (West Region Final, Denver, Colo.)	W	69-60
		Georgetown (Final Four, Lexington, Ky.)	L	59-77
NCAA	Syracuse	DePaul (East Region 1st Round, Atlanta, Ga.)	W	70-65
		Georgia Tech (East Region 2nd Round, Atlanta, Ga.)	L	53-70
NCAA	Villanova	Dayton (Southeast Region 1st Round, Dayton, Ohio)	W	51-49
		Michigan (Southeast Region 2nd Round, Dayton, Ohio)	W	59-55
		Maryland (Southeast Region Semifinal, Birmingham, Ala.)	W	46-43
		North Carolina (Southeast Region Final, Birmingham, Ala.)	W	56-44
		Memphis State (Final Four, Lexington, Ky.)	W	52-45
		Georgetown (Final Four, Lexington, Ky.)	W	66-64

**Final 16:** Boston College; **Final 4:** St. John's; **Championship Game:** Georgetown, Villanova; **Champion:** Villanova

## 1983-84

**NCAA Record:** 7-3 ; **NIT Record:** 3-2

NIT	Boston College	St. Joseph's (1st Round, Philadelphia, Pa.)	W	76-63
		Notre Dame (2nd Round, Chestnut Hill, Mass.)	L	52-66
NCAA	Georgetown	SMU (West Region 2nd round, Pullman, Wash.)	W	37-36
		UNLV (West Region Semifinal, Los Angeles, Calif.)	W	62-48
		Dayton (West Region Final, Los Angeles, Calif.)	W	61-49
		Kentucky (Final Four, Seattle, Wash.)	W	53-40
		Houston (Final Four, Seattle, Wash.)	W	84-75
NIT	Pittsburgh	La Salle (1st Round, Philadelphia, Pa.)	W	95-91
		Florida State (2nd Round, Greensboro, N.C.)	W	66-63
		Notre Dame (3rd Round, Pittsburgh, Pa.)	L	64-72
NCAA	St. John's	Temple (East Region 1st Round, Charlotte, N.C.)	L	63-65
NCAA	Syracuse	VCU (East Region 2nd round, East Rutherford, N.J.)	W	78-63
		Virginia (East Region Semifinal, Atlanta, Ga.)	L	55-63
NCAA	Villanova	Marshall (Mideast Region 1st Round, Milwaukee, Wis.)	W	84-72
		Illinois (Mideast Region 2nd Round, Milwaukee, Wis.)	L	56-64

**Final 16:** Syracuse; **Champion:** Georgetown

## 1982-83

**NCAA Record:** 6-5

NCAA	Boston College	Princeton (West Region 2nd Round, Corvallis, Ore.)	W	51-42
		Virginia (West Region Semifinal, Ogden, Utah)	L	92-95
NCAA	Georgetown	Alcorn State (Mideast Region 1st Round, Louisville, Ky.)	W	68-63
		Memphis State (Mideast Region 2nd Round, Louisville, Ky.)	L	57-66
NCAA	St. John's	Rutgers (East Region 2nd Round, Hartford, Conn.)	W	66-55
		Georgia (East Region Semifinal, Syracuse, N.Y.)	L	67-70
NCAA	Syracuse	Morehead State (East Region 1st Round, Hartford, Conn.)	W	74-59
		Ohio State (East Region 2nd Round, Hartford, Conn.)	L	74-79
NCAA	Villanova	Lamar (Midwest Region 2nd round, Houston, Texas)	W	60-58
		Iowa (Midwest Region Semifinal, Kansas City, Mo.)	W	55-54
		Houston (Midwest Region Final, Kansas City, Mo.)	L	71-89

**Final 16:** Boston College, St. John's; **Final 8:** Villanova



Reggie Williams, Georgetown

# Postseason History

## 1981-82

**NCAA Record:** 10-4 ; **NIT Record:** 1-2

NCAA	Boston College	San Francisco (Midwest Region 1st Round, Dallas, Texas)	W	80-66
		DePaul (Midwest Region 2nd Round, Dallas, Texas)	W	82-75
		Kansas State (Midwest Region Semifinal, St. Louis, Mo.)	W	69-65
		Houston (Midwest Region Final, St. Louis, Mo.)	L	92-99
NIT	Connecticut	Dayton (1st Round, Dayton, Ohio)	L	75-76 OT
NCAA	Georgetown	Wyoming (West Region 2nd round, Logan, Utah)	W	51-43
		Fresno State (West Region Semifinal, Provo, Utah)	W	58-40
		Oregon State (West Region Final, Provo, Utah)	W	69-45
		Louisville (Final Four, New Orleans, La.)	W	50-46
NCAA	St. John's	North Carolina (Final Four, New Orleans, La.)	L	62-63 2nd
		Penn (East Region 1st Round, Uniondale, N.Y.)	W	66-56
NIT	Syracuse	Alabama (East Region 2nd Round, Uniondale, N.Y.)	L	68-69
		St. Peter's (1st Round, Syracuse, N.Y.)	W	84-75
NCAA	Villanova	Bradley (2nd Round, Syracuse, N.Y.)	L	81-95
		Northeastern (East Region 2nd Round, Uniondale, N.Y.)	W	76-72 3OT
		Memphis State (East Region Semifinal, Raleigh, N.C.)	W	70-66 OT
		North Carolina (East Region Final, Raleigh, N.C.)	L	60-70

**Final 8:** Boston College, Villanova; **Final 4:** Georgetown; **Championship Game:** Georgetown



*Eric Floyd, Georgetown*

## 1980-81

**NCAA Record:** 3-3 ; **NIT Record:** 5-3

NCAA	Boston College	Ball State (Mideast Region 1st Round, Tuscaloosa, Ala.)	W	93-90		
		Wake Forest (Mideast Regional, 2nd Round, Tuscaloosa, Ala.)	W	67-64		
		St. Joseph's (Mideast Region Semifinal, Bloomington, Ind.)	L	41-42		
NIT	Connecticut	South Florida (1st Round, Tampa, Fla.)	W	65-55		
		Minnesota (2nd Round, Hartford, Conn.)	L	66-84		
NCAA	Georgetown	James Madison (East Region 1st Round, Providence, R.I.)	L	55-61		
NIT	St. John's	Alabama (1st Round, Jamaica, N.Y.)	L	69-73 OT		
NIT	Syracuse	Marquette (1st Round, Syracuse, N.Y.)	W	88-81		
		Holy Cross (2nd Round, Syracuse, N.Y.)	W	77-57		
		Michigan (3rd Round, Syracuse, N.Y.)	W	91-76		
		Purdue (Semifinals, MSG, New York, N.Y.)	W	70-63		
		Tulsa (Championship, MSG, New York, N.Y.)	L	84-86 OT 2nd		
		NCAA	Villanova	Houston (East Region 1st Round, Charlotte, N.C.)	W	90-72
		Virginia (East Region 2nd Round, Charlotte, N.C.)	L	50-54		


**Final 16:** Boston College

## 1979-80

**NCAA Record:** 3-3 ; **NIT Record:** 1-2

NIT	Boston College	Boston University (1st Round, Chestnut Hill, Mass.)	W	95-74
		Virginia (2nd Round, Charlottesville, Va.)	L	55-57
NIT	Connecticut	St. Peter's (1st Round, Storrs, Conn.)	L	56-71
NCAA	Georgetown	Iona (East Region 2nd Round, Providence, R.I.)	W	74-71
		Maryland (East Region Semifinal, Philadelphia, Pa.)	W	74-68
		Iowa (East Region Final, Philadelphia, Pa.)	L	80-81
		Purdue (Midwest Region 2nd Round, West Lafayette, Ind.)	L	72-87
NCAA	St. John's	Villanova (East Region 2nd Round, Providence, R.I.)	W	97-83
NCAA	Syracuse	Iowa (East Region Semifinal, Philadelphia, Pa.)	L	77-88

**Final 16:** Syracuse; **Final 8:** Georgetown



*Willie Glass, St. John's*

# Postseason Awards

## CONSENSUS ALL-AMERICA

*Teams used for consensus selections: Associated Press, 1948-2012; United Press International, 1949-97; National Association of Basketball Coaches, 1957-2012; U.S. Basketball Writers Association, 1960-2012. Sporting News 1943-46, 1997-2012.*

- 2018 Jalen Brunson (Villanova), 1st Team  
Trevon Bluiett (Xavier), 2nd Team
- 2017 Josh Hart (Villanova), 1st Team
- 2016 Kris Dunn (Providence), 2nd Team
- 2014 Doug McDermott (Creighton), 1st Team
- 2013 Otto Porter (Georgetown), 1st Team
- 2012 Kevin Jones (West Virginia), 2nd Team
- 2011 Kemba Walker (Connecticut), 1st Team\*  
Ben Hansbrough (Notre Dame), 2nd Team
- 2010 Wes Johnson (Syracuse), 1st Team  
Scottie Reynolds (Villanova), 1st Team\*  
Luke Harangody (Notre Dame), 2nd Team
- 2009 DeJuan Blair (Pittsburgh), 1st Team  
Luke Harangody (Notre Dame), 2nd Team  
Hasheem Thabeet (Connecticut), 2nd Team
- 2008 Luke Harangody (Notre Dame), 2nd Team
- 2006 Randy Foye (Villanova), 1st Team\*  
Rudy Gay (Connecticut), 2nd Team  
Allan Ray (Villanova), 2nd Team
- 2005 Hakim Warrick (Syracuse), 2nd Team
- 2004 Ryan Gomes (Providence), 1st Team  
Emeka Okafor (Connecticut), 1st Team
- 2003 Carmelo Anthony (Syracuse), 2nd Team  
Troy Bell (Boston College), 2nd Team
- 2000 Troy Murphy (Notre Dame), 1st Team
- 2001 Troy Murphy (Notre Dame), 1st Team  
Troy Bell (Boston College), 2nd Team  
Michael Bradley (Villanova), 2nd Team
- 2000 Troy Murphy (Notre Dame), 1st Team
- 1999 Richard Hamilton (Connecticut), 1st team
- 1998 Pat Garrity (Notre Dame), 2nd Team  
Richard Hamilton (Connecticut), 2nd Team
- 1996 Ray Allen (Connecticut), 1st team  
Allen Iverson (Georgetown), 1st team  
Kerry Kittles (Villanova), 1st team  
John Wallace (Syracuse), 2nd team
- 1994 Donyell Marshall (Connecticut), 1st team
- 1993 Terry Dehere (Seton Hall), 2nd team
- 1992 Alonzo Mourning (Georgetown), 1st team
- 1991 Billy Owens (Syracuse), 1st team
- 1990 Derrick Coleman (Syracuse), 1st team  
Alonzo Mourning (Georgetown), 2nd team
- 1989 Sherman Douglas (Syracuse), 2nd team
- 1988 Rony Seikaly (Syracuse), 2nd team  
Jerome Lane (Pittsburgh), 2nd team
- 1987 Reggie Williams (Georgetown), 1st team  
Mark Jackson (St. John's), 2nd team
- 1986 Walter Berry (St. John's), 1st team
- 1985 Chris Mullin (St. John's), 1st team  
Patrick Ewing (Georgetown), 1st team  
Dwayne Washington (Syracuse), 2nd team
- 1984 Patrick Ewing (Georgetown), 1st team  
Chris Mullin (St. John's), 2nd team
- 1983 Patrick Ewing (Georgetown), 1st team
- 1982 Eric Floyd (Georgetown), 1st team

## NCAA POSTGRADUATE SCHOLARSHIP

- 2006 Joe Herber (West Virginia)
- 1986 Joey David (Pittsburgh)
- 1983 John Pinone (Villanova)
- 1981 Frank Gilroy (St. John's),  
Dan Schayes (Syracuse)
- 1980 James Sweeney (Boston College)

## EASTMAN AWARD

- 1985 Patrick Ewing (Georgetown)
- 1986 Walter Berry (St. John's)

## JOHN WOODEN AWARD

- 2018 Jalen Brunson (Villanova)
- 2014 Doug McDermott (Creighton)
- 1986 Walter Berry (St. John's)
- 1985 Chris Mullin (St. John's)

## AP PLAYER OF THE YEAR

- 2018 Jalen Brunson (Villanova)
- 2014 Doug McDermott (Creighton)
- 1986 Walter Berry (St. John's)
- 1985 Patrick Ewing (Georgetown)

## UPI PLAYER OF THE YEAR

- 1986 Walter Berry (St. John's)
- 1985 Chris Mullin (St. John's)

## NABC PLAYER OF THE YEAR

- 2018 Jalen Brunson (Villanova)
- 2014 Doug McDermott (Creighton)
- 2004 Emeka Okafor (Connecticut)
- 1986 Walter Berry (St. John's)
- 1985 Patrick Ewing (Georgetown)

## USBWA PLAYER OF THE YEAR

- 2018 Jalen Brunson (Villanova)
- 2014 Doug McDermott (Creighton)
- 1986 Walter Berry (St. John's)
- 1985 Chris Mullin (St. John's)

## USBWA MOST COURAGEOUS ATHLETE

- 1999 Jacky Kaba (Seton Hall)
- 1994 Orlando Antigua (Pittsburgh)
- 1991 Eric Murdock (Providence)

## BASKETBALL WEEKLY PLAYER OF THE YEAR

- 1985 Patrick Ewing (Georgetown)
- 1986 Walter Berry (St. John's)

## BASKETBALL TIMES PLAYER OF THE YEAR

- 1990 Derrick Coleman (Syracuse)
- 1985 Patrick Ewing (Georgetown)

## SPORTING NEWS

### PLAYER OF THE YEAR

- 2018 Jalen Brunson (Villanova)
- 2014 Doug McDermott (Creighton)
- 1986 Walter Berry (St. John's)
- 1985 Patrick Ewing (Georgetown)

### NAISMITH AWARD

- 2018 Jalen Brunson (Villanova)
- 2014 Doug McDermott (Creighton)
- 1985 Patrick Ewing (Georgetown)

### FRANCES POMEROY NAISMITH AWARD

- 1980 Jim Sweeney (Boston College)

## BIG EAST BASKETBALL SCHOLAR-ATHLETE OF THE YEAR

- 2018 Jalen Brunson (Villanova)
- 2017 Billy Garrett, Jr. (DePaul)
- 2016 Kellen Dunham (Butler)
- 2015 Alex Barlow (Butler)
- 2014 Alex Barlow (Butler)
- 2013 Peyton Siva (Louisville)
- 2012 Tim Abromaitis (Notre Dame)
- 2011 Tim Abromaitis (Notre Dame)
- 2010 Tim Abromaitis (Notre Dame)
- 2009 Alex Ruoff (West Virginia)
- 2008 Ted Talkington (West Virginia)
- 2007 Aaron Gray (Georgetown)
- 2006 Joe Herber (West Virginia)
- 2005 Craig Forth (Syracuse)
- 2004 Emeka Okafor (Connecticut)
- 2003 Emeka Okafor (Connecticut)
- 2002 Carlton Carter (Virginia Tech)
- 2001 Ruben Boumtje Boumtje (Georgetown)
- 2000 Lavor Postell (St. John's)
- 1999 Rob Hodgson (Rutgers)
- 1998 Pat Garrity (Notre Dame)
- 1997 Ya Ya Dia (Georgetown)
- 1996 Adrian Griffin (Seton Hall)
- 1995 Marc Molinsky (Boston College)
- 1994 Arturas Karnisovas (Seton Hall)
- 1993 Arturas Karnisovas (Seton Hall)
- 1992 Darren Morningstar (Pittsburgh)
- 1991 Greg Woodard (Villanova)
- 1990 Stephen Thompson (Syracuse)
- 1989 Ramon Ramos (Seton Hall)
- 1988 Mark Plansky (Villanova)
- 1987 Harold Jensen (Villanova)
- 1986 Ron Rowan (St. John's)
- 1985 Mike Moses (St. John's)

## BIG EAST SCHOLAR-ATHLETE OF THE YEAR

- 1987 Harold Jensen (Villanova)
- 1985 Joey David (Pittsburgh)



# All-America Selections

Five organizations have been used during BIG EAST history to name All-America selections. They are the Associated Press, United Press International, The Sporting News, United States Basketball Writers Association and the National Association of Basketball Coaches. The Sporting News replaced UPI in 1997. More than 300 athletes have earned distinction.

## ASSOCIATED PRESS (85)

- 2018 Jalen Brunson, Villanova (1st Team)  
Trevon Bluiett, Xavier (2nd Team)  
Mikal Bridges, Villanova (3rd Team)
- 2017 Josh Hart, Villanova (1st Team)
- 2016 Kris Dunn, Providence (2nd Team)
- 2014 Doug McDermott, Creighton (First Team)
- 2013 Otto Porter, Georgetown (First Team)
- 2012 Kris Joseph, Syracuse (2nd Team)  
Kevin Jones, West Virginia (2nd Team)  
Jae Crowder, Marquette (3rd Team)
- 2011 Kemba Walker, Connecticut (1st Team)  
Ben Hansbrough, Notre Dame (2nd Team)  
Marshon Brooks, Providence (3rd Team)
- 2010 Wes Johnson, Syracuse (1st Team)  
Scottie Reynolds, Villanova (1st Team)  
Da'Sean Butler, West Virginia (2nd Team)  
Greg Monroe, Georgetown (3rd Team)  
Luke Harangody, Notre Dame (3rd Team)
- 2009 DeJuan Blair, Pittsburgh (1st Team)  
Hasheem Thabeet, Connecticut (2nd Team)  
Luke Harangody, Notre Dame (2nd Team)  
Jerel McNeal, Marquette (2nd Team)  
Terrence Williams, Louisville (3rd Team)  
Sam Young, Pittsburgh (3rd Team)
- 2008 Luke Harangody, Notre Dame (2nd Team)  
Roy Hibbert, Georgetown (2nd Team)
- 2007 Aaron Gray, Pittsburgh (3rd Team)  
Jeff Green, Georgetown (3rd Team)
- 2006 Randy Foye, Villanova (1st Team)  
Rudy Gay, Connecticut (2nd Team)  
Allan Ray, Villanova (3rd Team)
- 2005 Hakim Warrick, Syracuse (1st Team)
- 2004 Emeka Okafor, Connecticut (1st Team)  
Ryan Gomes, Providence (1st Team)  
Hakim Warrick, Syracuse (3rd Team)
- 2003 Carmelo Anthony, Syracuse (2nd Team)  
Troy Bell, Boston College (2nd Team)
- 2002 Brandin Knight, Pittsburgh (3rd Team)
- 2001 Troy Murphy, Notre Dame (1st Team)  
Troy Bell, Boston College (2nd Team)  
Michael Bradley, Villanova (2nd Team)
- 2000 Troy Murphy, Notre Dame (1st Team)
- 1999 Richard Hamilton, Connecticut (1st Team)  
Tim James, Miami (3rd Team)  
Ron Artest, St. John's (3rd Team)
- 1998 Richard Hamilton, Connecticut (2nd Team)  
Pat Garrity, Notre Dame (2nd Team)
- 1996 Ray Allen, Connecticut (1st Team)  
Allen Iverson, Georgetown (1st Team)  
Kerry Kittles, Villanova (1st Team)  
John Wallace, Syracuse (2nd Team)
- 1995 Kerry Kittles, Villanova (2nd Team)  
Ray Allen, Connecticut (3rd Team)
- 1994 Donyell Marshall, Connecticut (1st Team)
- 1993 Terry Dehere, Seton Hall (2nd Team)
- 1992 Alonzo Mourning, Georgetown (1st Team)  
Malik Sealy, St. John's (2nd Team)
- 1991 Billy Owens, Syracuse (1st Team)  
Eric Murdock, Providence (2nd Team)  
Dikembe Mutombo, Georgetown (3rd Team)

- 1980 Reggie Carter, St. John's (2nd Team)
- 1990 Derrick Coleman, Syracuse (1st Team)  
Alonzo Mourning, Georgetown (2nd Team)
- 1989 Sherman Douglas, Syracuse (1st Team)  
Charles Smith, Georgetown (2nd Team)  
Alonzo Mourning, Georgetown (3rd Team)
- 1988 Jerome Lane, Pittsburgh (2nd Team)  
Sherman Douglas, Syracuse (3rd Team)
- 1987 Reggie Williams, Georgetown (1st Team)  
Mark Jackson, St. John's (2nd Team)  
Jerome Lane, Pittsburgh (3rd Team)
- 1986 Walter Berry, St. John's (1st Team)  
Dwayne Washington, Syracuse (3rd Team)
- 1985 Patrick Ewing, Georgetown (1st Team)  
Chris Mullin, St. John's (1st Team)  
Dwayne Washington, Syracuse (3rd Team)
- 1984 Patrick Ewing, Georgetown (1st Team)  
Chris Mullin, St. John's (2nd Team)
- 1983 Patrick Ewing, Georgetown (1st Team)  
John Pinone, Villanova (3rd Team)
- 1982 Eric Floyd, Georgetown (1st Team)  
Dan Callandrillo, Seton Hall (3rd Team)
- 1981 Eric Floyd, Georgetown (2nd Team)

## UNITED PRESS INTERNATIONAL (38)

- 1996 Ray Allen, Connecticut (1st Team)  
Allen Iverson, Georgetown (1st Team)  
Kerry Kittles, Villanova (2nd Team)  
Doron Sheffer, Connecticut (3rd Team)  
John Wallace, Syracuse (3rd Team)
- 1995 Kerry Kittles, Villanova (2nd Team)  
Ray Allen, Connecticut (3rd Team)
- 1994 Donyell Marshall, Connecticut (1st Team)
- 1993 Terry Dehere, Seton Hall (2nd Team)
- 1992 Alonzo Mourning, Georgetown (1st Team)  
Malik Sealy, St. John's (2nd Team)
- 1991 Billy Owens, Syracuse (1st Team)  
Eric Murdock, Providence (2nd Team)  
Dikembe Mutombo, Georgetown (3rd Team)
- 1990 Derrick Coleman, Syracuse (1st Team)  
Billy Owens, Syracuse (3rd Team)
- 1989 Derrick Coleman, Syracuse (2nd Team)  
Charles Smith, Georgetown (2nd Team)  
Alonzo Mourning, Georgetown (3rd Team)
- 1988 Sherman Douglas, Syracuse (2nd Team)  
Rony Seikaly, Syracuse (3rd Team)
- 1987 Reggie Williams, Georgetown (1st Team)  
Mark Jackson, St. John's (2nd Team)  
Jerome Lane, Pittsburgh (3rd Team)
- 1986 Walter Berry, St. John's (1st Team)  
Dwayne Washington, Syracuse (2nd Team)
- 1985 Patrick Ewing, Georgetown (1st Team)  
Chris Mullin, St. John's (1st Team)  
Dwayne Washington, Syracuse (2nd Team)
- 1984 Patrick Ewing, Georgetown (1st Team)  
Chris Mullin, St. John's (1st Team)
- 1983 Patrick Ewing, Georgetown (2nd Team)  
Chris Mullin, St. John's (3rd Team)
- 1982 Eric Floyd, Georgetown (1st Team)  
Dan Callandrillo, Seton Hall (3rd Team)
- 1980 Reggie Carter, St. John's (2nd Team)  
Roosevelt Bouie, Syracuse (3rd Team)

## SPORTING NEWS (41)

(replaced the UPI Team in 1997)

- 2018 Jalen Brunson, Villanova (1st Team)  
Trevon Bluiett, Xavier (2nd Team)  
Mikal Bridges, Villanova (3rd Team)
- 2017 Josh Hart, Villanova (1st Team)
- 2016 Kris Dunn, Providence (2nd Team)
- 2015 Darrun Hilliard, Villanova (Second Team)
- 2014 Doug McDermott, Creighton (First Team)
- 2013 Otto Porter, Georgetown (First Team)
- 2012 Jae Crowder, Marquette (2nd Team)  
Kevin Jones, West Virginia (3rd Team)
- 2011 Kemba Walker, Connecticut (1st Team)  
Ben Hansbrough, Notre Dame (2nd Team)
- 2010 Scottie Reynolds, Villanova (1st Team)  
Wes Johnson, Syracuse (2nd Team)  
Luke Harangody, Notre Dame (3rd Team)
- 2009 DeJuan Blair, Pittsburgh (1st Team)  
Hasheem Thabeet, Connecticut (2nd Team)  
Jerel McNeal, Marquette (2nd Team)  
Luke Harangody, Notre Dame (3rd Team)  
Sam Young, Pittsburgh (3rd Team)
- 2008 Luke Harangody, Notre Dame (2nd Team)
- 2006 Randy Foye, Villanova (1st Team)  
Allan Ray, Villanova (2nd Team)
- 2005 Hakim Warrick, Syracuse (2nd Team)
- 2004 Emeka Okafor, Connecticut (1st Team)  
Ryan Gomes, Providence (1st Team)  
Hakim Warrick, Syracuse (2nd Team)  
Andre Barrett, Seton Hall (3rd Team)
- 2003 Carmelo Anthony, Syracuse (1st Team)  
Troy Bell, Boston College (2nd Team)  
Mike Sweetney, Georgetown (3rd Team)
- 2002 Caron Butler, Connecticut (2nd Team)  
Brandin Knight, Pittsburgh (2nd Team)
- 2001 Troy Murphy, Notre Dame (1st Team)  
Troy Bell, Boston College (2nd Team)  
Michael Bradley, Villanova (2nd Team)
- 2000 Troy Murphy, Notre Dame (2nd Team)
- 1999 Richard Hamilton, Connecticut (1st Team)
- 1998 Richard Hamilton, Connecticut (2nd Team)  
Pat Garrity, Notre Dame (2nd Team)

## USBWA (59)

- 2018 Jalen Brunson (1st Team)  
Trevon Bluiett (2nd Team)
- 2017 Josh Hart, Villanova (1st Team)
- 2016 Kris Dunn, Providence (2nd Team)
- 2014 Doug McDermott, Creighton (1st Team)
- 2013 Otto Porter, Georgetown (First Team)
- 2012 Kevin Jones, West Virginia (2nd Team)
- 2011 Kemba Walker, Connecticut (1st Team)  
Ben Hansbrough, Notre Dame (2nd Team)
- 2010 Wes Johnson, Syracuse (1st Team)  
Scottie Reynolds, Villanova (1st Team)  
Luke Harangody, Notre Dame (2nd Team)
- 2009 DeJuan Blair, Pittsburgh (1st Team)  
Luke Harangody, Notre Dame (2nd Team)  
Hasheem Thabeet, Connecticut (2nd Team)
- 2008 Luke Harangody, Notre Dame (2nd Team)  
A.J. Price, Connecticut (2nd Team)
- 2007 Jeff Green, Georgetown (2nd Team)
- 2006 Randy Foye, Villanova (1st Team)  
Rudy Gay, Connecticut (2nd Team)
- 2005 Hakim Warrick, Syracuse (2nd Team)
- 2004 Emeka Okafor, Connecticut (1st Team)  
Ryan Gomes Providence (1st Team)

# All-America Selections

## USBWA (CONTINUED)

- 2003 Carmelo Anthony, Syracuse (2nd Team)  
Troy Bell, Boston College (2nd Team)
- 2001 Troy Murphy, Notre Dame (1st Team)  
Troy Bell, Boston College (2nd Team)  
Michael Bradley, Villanova (2nd Team)
- 2000 Troy Murphy, Notre Dame (1st Team)
- 1999 Richard Hamilton, Connecticut (1st Team)
- 1998 Richard Hamilton, Connecticut (2nd Team)  
Pat Garrity, Notre Dame (3rd Team)
- 1996 Ray Allen, Connecticut (1st Team)  
Allen Iverson, Georgetown (1st Team)  
Kerry Kittles, Villanova (2nd Team)  
John Wallace, Syracuse (2nd Team)
- 1995 Kerry Kittles, Villanova (2nd Team) 1994  
Donyell Marshall, Connecticut (1st Team)
- 1992 Alonzo Mourning, Georgetown (1st Team)  
Malik Sealy, St. John's (2nd Team)
- 1991 Billy Owens, Syracuse (1st Team)  
Eric Murdock, Providence (2nd Team)
- 1990 Derrick Coleman, Syracuse (1st Team)
- 1988 Rony Seikaly, Syracuse (2nd Team)  
Jerome Lane, Pittsburgh (2nd Team)
- 1987 Reggie Williams, Georgetown (1st Team)  
Mark Jackson, St. John's (2nd Team)
- 1986 Walter Berry, St. John's (1st Team)
- 1985 Patrick Ewing, Georgetown (1st Team)  
Chris Mullin, St. John's (1st Team)  
Dwayne Washington, Syracuse (2nd Team)
- 1984 Patrick Ewing, Georgetown (1st Team)  
Chris Mullin, St. John's (2nd Team)
- 1983 Patrick Ewing, Georgetown
- 1982 Eric Floyd, Georgetown
- 1980 Reggie Carter, St. John's

## NATIONAL ASSOCIATION OF BASKETBALL COACHES (83)

- 2018 Jalen Brunson, Villanova (First Team)  
Trevon Bluiett, Xavier (Second Team)  
Mikal Bridges, Villanova (Third Team)
- 2016 Kris Dunn, Providence (2nd Team)
- 2014 Doug McDermott, Creighton (First Team)
- 2013 Otto Porter, Georgetown (First Team)
- 2012 Kevin Jones, West Virginia (2nd Team)  
Jae Crowder, Marquette (3rd Team)
- 2011 Kemba Walker, Connecticut (1st Team)  
Ben Hansbrough, Notre Dame (2nd Team)
- 2010 Wes Johnson, Syracuse (1st Team)  
Scottie Reynolds, Villanova (1st Team)  
Da'Sean Butler, West Virginia (3rd Team)  
Luke Harangody, Notre Dame (3rd Team)  
Greg Monroe, Georgetown (3rd Team)
- 2009 Hasheem Thabeet, Conn. (1st Team)  
DeJuan Blair, Pittsburgh (2nd Team)  
Luke Harangody, Notre Dame (3rd Team)  
Jerel McNeal, Marquette (3rd Team)  
Terrenc Wililams, Louisville (3rd Team)
- 2008 Luke Harangody, Notre Dame (1st Team)  
Roy Hibbert, Georgetown (2nd Team)
- 2007 Aaron Gray, Pittsburgh (3rd Team)  
Jeff Green, Georgetown (3rd Team)
- 2006 Rudy Gay, Connecticut (1st Team)  
Randy Foye, Villanova (1st Team)  
Allan Ray, Villanova (2nd Team)  
Kevin Pittsnogle, West Virginia (3rd Team)
- 2005 Hakim Warrick, Syracuse (1st Team)  
Craig Smith, Boston College (2nd Team)
- 2004 Emeka Okafor, Connecticut (1st Team)

- Ryan Gomes, Providence (2nd Team)  
Hakim Warrick, Syracuse (3rd Team)
- 2003 Carmelo Anthony, Syracuse (2nd Team)  
Mike Sweetney, Georgetown (2nd Team)  
Emeka Okafor, Connecticut (3rd Team)
- 2001 Troy Murphy, Notre Dame (1st Team)  
Troy Bell, Boston College (2nd Team)  
Michael Bradley, Villanova (2nd Team)
- 2000 Troy Murphy, Notre Dame (2nd Team)  
Eton Thomas, Syracuse (3rd Team)
- 1999 Richard Hamilton, Connecticut (1st Team)  
Tim James, Miami (3rd Team)  
Ron Artest, St. John's (3rd Team)
- 1998 Richard Hamilton, Connecticut (2nd Team)  
Pat Garrity, Notre Dame (2nd Team)
- 1996 Ray Allen, Connecticut (1st Team)  
Allen Iverson, Georgetown (1st Team)  
Kerry Kittles, Villanova (1st Team)  
John Wallace, Syracuse (2nd Team)
- 1995 Kerry Kittles, Villanova (2nd Team)  
Ray Allen, Connecticut (3rd Team)  
Lawrence Moten, Syracuse (3rd Team)
- 1994 Donyell Marshall, Connecticut (1st Team)  
Bill Curley, Boston College (3rd Team)
- 1993 Terry Dehere, Seton Hall (3rd Team)
- 1992 Alonzo Mourning, Georgetown (2nd Team)
- 1991 Billy Owens, Syracuse (1st Team)  
Alonzo Mourning, Georgetown (3rd Team)  
Eric Murdock, Providence (3rd Team)
- 1990 Derrick Coleman, Syracuse (1st Team)  
Alonzo Mourning, Georgetown (1st Team)  
Billy Owens, Syracuse (3rd Team)
- 1989 Derrick Coleman, Syracuse (3rd Team)  
Sherman Douglas, Syracuse (3rd Team)
- 1988 Rony Seikaly, Syracuse (2nd Team)  
Charles Smith, Pittsburgh (2nd Team)
- 1987 Reggie Williams, Georgetown (1st Team)  
Mark Jackson, St. John's (2nd Team)  
Jerome Lane, Pittsburgh (3rd Team)
- 1986 Walter Berry, St. John's (1st Team)  
Dwayne Washington, Syracuse (3rd Team)
- 1985 Patrick Ewing, Georgetown (1st Team)  
Chris Mullin, St. John's (1st Team)  
Dwayne Washington, Syracuse (3rd Team)
- 1984 Patrick Ewing, Georgetown (1st Team)  
Chris Mullin, St. John's (1st Team)
- 1983 Patrick Ewing, Georgetown (1st Team)
- 1982 Eric Floyd, Georgetown (1st Team)  
John Bagley, Boston College (3rd Team)  
Dan Callandrillo, Seton Hall (3rd Team)
- 1980 Roosevelt Bouie, Syracuse (3rd Team)

## COSIDA ACADEMIC

### ALL-AMERICA TEAM (27)

- 2018 Ryan Clement, Creighton (First Team)  
Jalen Brunson, Villanova (Second Team)
- 2015 Alex Barlow, Butler (Second Team)
- 2011 Tim Abromaitis, Notre Dame (1st Team)
- 2010 Tim Abromaitis, Notre Dame (1st Team)
- 2009 Alex Ruoff, West Virginia (1st Team)
- 2008 Alex Ruoff, West Virginia (3rd Team)
- 2006 Chris Quinn, Notre Dame (1st Team)  
Johannes Herber, West Virginia (1st Team)
- 2005 Johannes Herber, West Virginia (1st Team)  
Craig Forth, Syracuse (2nd Team)
- 2004 Emeka Okafor, Connecticut (1st Team)  
Craig Forth, Syracuse (3rd Team)  
Joe Herber, West Virginia (3rd Team)

- 2003 Emeka Okafor, Connecticut (1st Team)  
James Jones, Miami (2nd Team)
- 1998 Pat Garrity, Notre Dame (1st Team)  
Damian Owens, West Virginia (2nd Team)
- 1997 Pat Garrity, Notre Dame (1st Team)
- 1994 Arturas Karnishovas, Seton Hall (2nd Team)
- 1987 Harold Jensen, Villanova (1st Team)
- 1986 Harold Jensen, Villanova (1st Team)  
Joey David, Pittsburgh (2nd Team)
- 1983 John Pinone, Villanova (1st Team)
- 1982 John Pinone, Villanova
- 1981 Dan Schayes, Syracuse
- 1980 James Sweeney, Boston College

## SENIOR CLASS AWARD (4)

- 2017 Josh Hart, Villanova
- 2015 Alex Barlow, Butler
- 2014 Doug McDermott, Creighton
- 2010 Da'Sean Butler, West Virginia

## OLYMPIANS

- 2016 Carmelo Anthony (Syracuse), Kyle Lowry (Villanova), Jimmy Butler (Marquette)
- 2012 Carmelo Anthony (Syracuse), USA gold medal  
Rimas Kaukenas (Seton Hall), Lithuania  
Andrew Sullivan (Villanova), Great Britain
- 2008 Carmelo Anthony (Syracuse), USA gold medal
- 2004 Emeka Okafor (Connecticut), Allen Iverson (Georgetown), Carmelo Anthony (Syracuse), USA bronze medal
- 2000 Ray Allen (Connecticut) & Alonzo Mourning (Georgetown), USA gold medal  
Andrew Gaze (Seton Hall), Australia  
Rowan Barrett (St. John's), Canada
- 1996 Arturas Karnishovas (Seton Hall), Lithuania bronze medal  
Andrew Gaze (Seton Hall) Australia
- 1992 Chris Mullin (St. John's) & Patrick Ewing (Georgetown), USA gold medal  
Arturas Karnishovas (Seton Hall), Lithuania bronze medal
- 1988 Charles Smith (Georgetown), USA bronze medal  
Charles Smith (Pittsburgh), USA bronze medal  
Vincente Ithier (Connecticut), Puerto Rico  
Ramon Ramos (Seton Hall), Puerto Rico  
Andrew Gaze (Seton Hall), Australia
- 1984 Chris Mullin (St. John's) & Patrick Ewing (Georgetown), USA gold medal  
Bill Wennington (St. John's), Canada



# Postseason Honors

## NCAA FINAL FOUR MVPS

2018 Donte DiVincenzo (Villanova)  
 2016 Ryan Arcidiacono (Villanova)  
 2013 Luke Hancock (Louisville)  
 2011 Kemba Walker (Connecticut)  
 2004 Emeka Okafor (Connecticut)  
 2003 Carmelo Anthony (Syracuse)  
 1999 Richard Hamilton (Connecticut)  
 1985 Ed Pinckney (Villanova)  
 1984 Patrick Ewing (Georgetown)

## NCAA FINAL FOUR ALL-TOURNAMENT CHOICES

2018 Donte DiVincenzo, Jalen Brunson, Mikal Bridges (Villanova)  
 2016 Ryan Arcidiacono, Phil Booth, Josh Hart (Villanova)  
 2013 Luke Hancock, Peyton Siva, Chance Benhanan (Louisville)  
 2011 Kemba Walker and Jeremy Lamb (Connecticut)  
 2004 Emeka Okafor, Ben Gordon and Rashad Anderson (Connecticut)  
 2003 Carmelo Anthony, Gerry McNamara (Syracuse)  
 1999 Richard Hamilton, Ricky Moore and Khalid El-Amin (Connecticut)  
 1996 John Wallace, Todd Burgan (Syracuse)  
 1989 Gerald Greene, John Morton (Seton Hall)  
 1987 Sherman Douglas and Derrick Coleman (Syracuse)  
 1985 Ed Pinckney, Dwayne McClain, Harold Jensen and Gary McLain (Villanova); Patrick Ewing (Georgetown)  
 1984 Patrick Ewing and Michael Graham (Georgetown)  
 1982 Patrick Ewing and Eric Floyd (Georgetown)

## NIT MOST VALUABLE PLAYERS

2007 Frank Young, West Virginia  
 2003 Marcus Hatten, St. John's  
 1989 Jayson Williams, St. John's  
 1988 Phil Gamble, Connecticut

## NCAA REGIONAL ALL-TOURNAMENT CHOICES

2018	East	Boston	Jalen Brunson (MOP), Eric Paschall, Omari Spellman (Villanova)
2017	West	San Jose	Trevon Bluiett, J.P. Macura (Xavier)
2016	South	Louisville	Kris Jenkins (MOP), Ryan Arcidiacono, Josh Hart, Daniel Ochefu (Villanova)
2013	Midwest	Indianapolis	Russ Smith (MOP), Peyton Siva, Gorgui Dieng (Louisville)
2012	East	Boston	Scoop Jardine (Syracuse)
	West	Phoenix	Chane Behanan (MVP), Gorgui Dieng and Peyton Siva (Louisville)
2011	West	Anaheim	Kemba Walker (MVP) and Jeremy Lamb, Connecticut
2010	East	Syracuse	Joe Mazzulla (MVP), Da'Sean Butler (West Virginia)
2009	East	Boston	Scottie Reynolds (MVP), Dwayne Anderson and Dante Cunningham (Villanova); DeJuan Blair and Sam Young (Pittsburgh)
			Earl Clark, Louisville
	Midwest	Indianapolis	Jonny Flynn, Syracuse
	South	Memphis	A.J. Price (MVP) and Kemba Walker (Connecticut)
	West	Glendale	Earl Clark (Louisville), Jerry Smith (Louisville)
2008	East	Charlotte	Ray Hibbert (Georgetown), Jeff Green (Georgetown), DaJuan Summers (Georgetown)
2007	East	East Rutherford	Rudy Gay (Connecticut) and Marcus Williams (Connecticut)
2006		Washington D.C.	Randy Foye (Villanova)
		Minneapolis	Randy Foye (Villanova)
2005		Syracuse	Kevin Pittsnogle and Patrick Beilein (West Virginia)
		Albuquerque	Ben Gordon, Rashad Anderson and Emeka Okafor (Connecticut)
2004		Phoenix	Carmelo Anthony and Hakim Warrick (Syracuse)
2003	East	Albany	Emeka Okafor (Connecticut)
	South	San Antonio	Caron Butler and Tony Robertson (Connecticut)
2002	East	Syracuse	Richard Hamilton, Ricky Moore and Kevin Freeman (Connecticut)
1999	West	Phoenix	Erick Barkley and Lavor Postell (St. John's)
	South	Knoxville	Richard Hamilton and Khalid El-Amin (Connecticut)
1998	East	Greensboro	God Shammgod and Jamel Thomas (Providence)
1997	Southeast	Birmingham	Allen Iverson (Georgetown)
1996	East	Atlanta	John Wallace and Otis Hill (Syracuse)
	West	Denver	Ray Allen and Donny Marshall (Connecticut)
1995	West	Oakland	Allen Iverson (Georgetown)
	Southeast	Birmingham	Bill Curley and Howard Easley (Boston College)
1994	East	Miami	Lawrence Moten and Adrian Autry (Syracuse)
	West	Los Angeles	
1993	None		
1992	East	Philadelphia	Gordon Winchester (Seton Hall)
1991	Midwest	Pontiac	Malik Sealy and Jason Buchanan (St. John's)
	West	Seattle	Terry Dehere (Seton Hall)
1990	East	E. Rutherford	Chris Smith and Tate George (Connecticut)
1989	West	Denver	Andrew Gaze (MVP), Darryl Walker and Gerald Greene (Seton Hall)
	Midwest	Minneapolis	Sherman Douglas and Billy Owens (Syracuse)
	East	E. Rutherford	Charles Smith and Alonzo Mourning (Georgetown)
1988	Southeast	Birmingham	Doug West and Kenny Wilson (Villanova)
1987	Southeast	Louisville	Billy Donovan (MVP), Darryl Wright and Steve Wright (Providence); Reggie Williams (Georgetown)
			Rony Seikaly (MVP), Sherman Douglas and Derrick Coleman (Syracuse)
1986	None		
1985	East	Providence	Patrick Ewing (MVP) and David Wingate (Georgetown)
	West	Denver	Chris Mullin (MVP) and Walter Berry (St. John's)
	Midwest	Dallas	Michael Adams (Boston College)
	Southeast	Birmingham	Ed Pinckney (MVP) and Harold Pressley (Villanova)
1984	West	Los Angeles	Patrick Ewing (MVP) and Michael Graham (Georgetown)
1983	Midwest	Kansas City	John Pinone (Villanova)
	West	Ogden	Jay Murphy and Michael Adams (Boston College)
1982	East	Raleigh	John Pinone and Ed Pinckney (Villanova)
	Midwest	St. Louis	John Bagley (Boston College)
	West	Provo	Eric Floyd (MVP) and Patrick Ewing (Georgetown)
1981	Mideast	Bloomington	John Bagley (Boston College)
1980	East	Philadelphia	Eric Floyd, Craig Shelton and John Duren (Georgetown)



## PLAYERS FROM BIG EAST SCHOOLS IN THE NBA

Player	School	Current Team
Ryan Arcidiacono	Villanova (2012-16)	Chicago Bulls
Trevon Bluiett	Xavier (2014-18)	New Orleans Pelicans
Jimmy Butler + Timberwolves	Marquette (2007-11)	Minnesota
Mikal Bridges +	Villanova (2014-18)	Phoenix Suns
Jalen Brunson	Villanova (2015-18)	Dallas Mavericks
Wilson Chandler +	DePaul (2005-07)	Philadelphia 76ers
Jae Crowder	Marquette (2010-12)	Utah Jazz
Dante Cunningham	Villanova (2006-09)	San Antonio Spurs
Angel Delgado	Seton Hall (2014-18)	Los Angeles Clippers
Donte DiVincenzo +	Villanova (2016-18)	Milwaukee Bucks
Kris Dunn +	Providence (2013-16)	Chicago Bulls
Henry Ellenson +	Marquette (2015-16)	Detroit Pistons
Jeff Green +	Georgetown (2004-07)	Washington Wizards
Moe Harkless +	St. John's (2011-12)	Portland Trailblazers
Josh Hart +	Villanova (2013-17)	Los Angeles Lakers
Gordon Hayward +	Butler (2008-10)	Boston Celtics
Kyle Korver	Creighton (1999-2003)	Cleveland Cavaliers
Kyle Lowry +	Villanova (2004-06)	Toronto Raptors
Shelvin Mack	Butler (2008-11)	Utah Jazz
J.P. Macura	Xavier (2014-18)	Charlotte Hornets
Wesley Matthews	Marquette (2005-09)	Dallas Mavericks
Doug McDermott +	Creighton (2010-14)	Indiana Pacers
Greg Monroe +	Georgetown (2008-10)	Toronto Raptors
Daniel Ochefu	Villanova (2012-16)	Washington Wizards
Justin Patton + Timberwolves	Creighton (2016-17)	Minnesota
Otto Porter +	Georgetown (2011-13)	Washington Wizards
JaKarr Sampson	St. John's (2012-14)	Sacramento Kings
Omari Spellman	Villanova (2017-18)	Atlanta Hawks
Edmond Sumner	Xavier (2015-17)	Indiana Pacers
Khyri Thomas	Creighton (2015-18)	Detroit Pistons
Dwyane Wade + + First Round Draft Pick	Marquette (2001-03)	Miami Heat



**Otto Porter,**  
Washington Wizards



**Jimmy Butler,**  
Minnesota Timberwolves



**Kyle Lowry,** Toronto Raptors

## BIG EAST NBA CHAMPIONS

The following BIG EAST alumni have captured championship rings in the National Basketball Association.

Player (School)	Team	Season
James Jones (Miami '03)	Cleveland Cavaliers	2016
	Miami Heat	2013
	Miami Heat	2012
Caron Butler (Connecticut '02)	Dallas Mavericks	2011
Dominique Jones (USF '09)	Dallas Mavericks	2011
Ron Artest (St. John's '99)	Los Angeles Lakers	2010
Ray Allen (Connecticut '96)	Boston Celtics	2008
James White (Cincinnati '06)	San Antonio Spurs	2007
Alonzo Mourning (Georgetown '92)	Miami Heat	2006
Richard Hamilton (Connecticut '99)	Detroit Pistons	2004
John Celestand (Villanova '99)	Los Angeles Lakers	2000
Travis Knight (Connecticut '96)	Los Angeles Lakers	2000
Jaren Jackson (Georgetown '89)	San Antonio Spurs	1999
Andrew Gaze (Seton Hall)	San Antonio Spurs	1999
Scott Burrell (Connecticut '93)	Chicago Bulls	1998
Dickey Simpkins (Providence '94)	Chicago Bulls	1998
		1997
		1996
Bill Wennington (St. John's '85)	Chicago Bulls	1998
		1997
		1996
Otis Thorpe (Providence '84)	Houston Rockets	1994

# NBA Draft Selections

Boston College (12), Cincinnati (2), Connecticut (32), Creighton (3), DePaul (2), Georgetown (30), Louisville (4), Marquette (6), Miami (4), Notre Dame (4), Pittsburgh (13), Providence (20), Rutgers (2), St. John's (28), Seton Hall (10), USF (2), Syracuse (35), Villanova (29), West Virginia (4), Xavier (2). Total: 245.

## 2018

Round	Player (School)
1st	Mikal Bridges (Villanova)
1st	Donte DiVincenzo (Villanova)
1st	Omari Spellman (Villanova)
2nd	Jalen Brunson (Villanova)
2nd	Khyri Thomas (Creighton)

**Drafted By:**  
Philadelphia 76ers  
(traded to Phoenix Suns)  
Milwaukee Bucks  
Atlanta Hawks  
Dallas Mavericks  
Philadelphia 76ers  
(traded to Detroit Pistons)

## 2017

Round	Player (School)
1st	Justin Patton (Creighton)
1st	Josh Hart (Villanova)
2nd	Edmond Sumner (Xavier)

**Drafted By:**  
Chicago Bulls  
(traded to Minnesota Timberwolves)  
Utah Jazz  
(traded to L.A. Lakers)  
New Orleans Pelicans  
(traded to Indiana Pacers)

## 2016

Round	Player (School)
1st	Kris Dunn (Providence)
1st	Henry Ellenson (Marquette)
2nd	Isaiah Whitehead (Seton Hall)
2nd	Ben Bentil (Providence)

**Drafted By:**  
Minnesota Timberwolves  
Detroit Pistons  
Utah Jazz  
(traded to Brooklyn Nets)  
Boston Celtics

## 2015

Round	Player (School)
2nd	Darrun Hilliard (Villanova)
2nd	Sir'Dominic Pointer (St. John's)

**Drafted By:**  
Detroit Pistons  
Cleveland Cavaliers

## 2014

Round	Player (School)
1st	Doug McDermott (Creighton)
2nd	Semaj Christon (Xavier)

**Drafted By:**  
Denver Nuggets  
(traded to Chicago Bulls)  
Miami Heat  
(traded to Oklahoma City Thunder)

## 2013

Round	Player (School)
1st	Otto Porter (Georgetown)
1st	Michael Carter-Williams (Syracuse)
1st	Steven Adams (Pittsburgh)
1st	Gorgui Dieng (Louisville)
2nd	Ricky Ledo (Providence)
2nd	Peyton Siva (Louisville)

**Drafted By:**  
Washington Wizards  
Philadelphia 76ers  
Oklahoma City Thunder  
Utah Jazz  
Dallas Mavericks  
Detroit Pistons

## 2012

Round	Player (School)
1st	Dion Waiters (Syracuse)
1st	Andre Drummond (Connecticut)
1st	Jeremy Lamb (Connecticut)
1st	Moe Harkless (St. John's)
1st	Fab Melo (Syracuse)
2nd	Jae Crowder (Marquette)
2nd	Kris Joseph (Syracuse)
2nd	Darius Johnson-Odom (Marquette)

**Drafted By:**  
Cleveland Cavaliers  
Detroit Pistons  
Houston Rockets  
Philadelphia 76ers  
Boston Celtics  
Cleveland Cavaliers  
(traded to Dallas Mavericks)  
Boston Celtics  
Dallas Mavericks

## 2011

Round	Player (School)
1st	Kemba Walker (Connecticut)
1st	Marshon Brooks (Providence)
1st	Jimmy Butler (Marquette)

**Drafted By:**  
Charlotte Bobcats  
Boston Celtics  
(traded to New Jersey Nets)  
Chicago Bulls

## 2010

Round	Player (School)
1st	Wes Johnson (Syracuse)
1st	Greg Monroe (Georgetown)
1st	Dominique Jones (USF)

1st Lazar Hayward (Marquette)

2nd	Andy Rautins (Syracuse)
2nd	Lance Stephenson (Cincinnati)
2nd	Da'Sean Butler (West Virginia)
2nd	Devin Ebanks (West Virginia)
2nd	Luke Harangody (Notre Dame)
2nd	Hamady Ndiaye (Rutgers)

2nd Stanley Robinson (Connecticut)

## 2009

Round	Player (School)
1st	Hasheem Thabeet (Connecticut)
1st	Jonny Flynn (Syracuse)
1st	Terrence Williams (Louisville)
1st	Earl Clark (Louisville)
2nd	Dante Cunningham (Villanova)
2nd	DaJuan Summers (Georgetown)
2nd	Sam Young (Pittsburgh)
2nd	DeJuan Blair (Pittsburgh)
2nd	A.J. Price (Connecticut)

**Drafted By:**  
Minnesota Timberwolves  
Detroit Pistons  
Memphis Grizzlies  
(traded to Dallas Mavericks)  
Washington Wizards  
(traded to Minnesota Timberwolves)  
New York Knicks  
Indiana Pacers  
Miami Heat  
Los Angeles Lakers  
Boston Celtics  
Minnesota Timberwolves  
(traded to Washington Wizards)  
Orlando Magic

## 2008

Round	Player (School)
1st	Joe Alexander (West Virginia)
1st	Roy Hibbert (Georgetown)

1st	Donte Greene (Syracuse)
2nd	Patrick Ewing Jr. (Georgetown)

**Drafted By:**  
Milwaukee Bucks  
Toronto Raptors  
(traded to Indiana Pacers)  
Memphis Grizzlies  
Sacramento Kings  
(traded to Houston Rockets)

## 2007

Round	Player (School)
1st	Jeff Green (Georgetown)

1st	Wilson Chandler (DePaul)
2nd	Aaron Gray (Pittsburgh)
2nd	Demetris Nichols (Syracuse)

2nd Herbert Hill (Providence)

2nd Sammy Mejia (DePaul)

**Drafted By:**  
Boston Celtics  
(traded to Seattle Supersonics)  
New York Knicks  
Chicago Bulls  
Portland Trail Blazers  
(traded to New York Knicks)  
Utah Jazz  
(traded to Philadelphia 76ers)  
Detroit Pistons

## 2006

Round	Player (School)
1st	Randy Foye (Villanova)

1st Rudy Gay (Connecticut)

1st Hilton Armstrong (Connecticut)

1st	Quincy Douby (Rutgers)
1st	Marcus Williams (Connecticut)
1st	Josh Boone (Connecticut)
1st	Kyle Lowry (Villanova)
2nd	James White (Cincinnati)

2nd Steve Novak (Marquette)

2nd Solomon Jones (USF)

2nd Denham Brown (Connecticut)

**Drafted By:**  
Boston Celtics  
(traded to Minnesota Timberwolves via Portland)  
Houston Rockets  
(traded to Memphis Grizzlies)  
New Orleans/  
Oklahoma City Hornets  
Sacramento Kings  
New Jersey Nets  
New Jersey Nets  
Memphis Grizzlies  
Portland Trail Blazers  
(traded to Indiana Pacers)  
Houston Rockets  
Atlanta Hawks  
Seattle Supersonics

# NBA Draft Selections



## 2005

**Round Player (School)**  
 1st Charlie Villanueva (Connecticut)  
 1st Hakim Warrick (Syracuse)  
 2nd Chris Taft (Pittsburgh)  
 2nd Ryan Gomes (Providence)

**Drafted By:**  
 Toronto Raptors  
 Memphis Grizzlies  
 Golden State Warriors  
 Boston Celtics

## 2004

**Round Player (School)**  
 1st Emeka Okafor (Connecticut)  
 1st Ben Gordon (Connecticut)  
 2nd Marcus Douthit (Providence)

**Drafted By:**  
 Charlotte Bobcats  
 Chicago Bulls  
 Los Angeles Lakers

## 2003

**Round Player (School)**  
 1st Carmelo Anthony (Syracuse)  
 1st Mike Sweetney (Georgetown)  
 1st Troy Bell (Boston College)  
  
 2nd James Jones (Miami)

**Drafted By:**  
 Denver Nuggets  
 New York Knicks  
 Boston Celtics  
 (traded to Memphis Grizzlies)  
 Indiana Pacers

## 2002

**Round Player (School)**  
 1st Caron Butler (Connecticut)  
 1st Ryan Humphrey (Notre Dame)  
  
 1st John Salmons (Miami)

**Drafted By:**  
 Miami Heat  
 Utah Jazz  
 (traded to Orlando Magic)  
 San Antonio Spurs  
 (traded to Philadelphia 76ers)

## 2001

**Round Player (School)**  
 1st Eddie Griffin (Seton Hall)  
 1st Troy Murphy (Notre Dame)  
 1st Michael Bradley (Villanova)  
 1st Samuel Dalembert (Seton Hall)  
 2nd Omar Cook (St. John's)  
 2nd Damon Brown (Syracuse)  
 2nd Ruben Boumtje-Boumtje (Georgetown)

**Drafted By:**  
 New Jersey Nets  
 Golden State Warriors  
 Toronto Raptors  
 Philadelphia 76ers  
 Orlando Magic  
 Philadelphia 76ers  
 Portland Trail Blazers

## 2000

**Round Player (School)**  
 1st Etan Thomas (Syracuse)  
 1st Erick Barkley (St. John's)  
 2nd Jake Voskuhl (Connecticut)  
 2nd Khalid El-Amin (Connecticut)  
 2nd Lavor Postell (St. John's)  
 2nd Jason Hart (Syracuse)

**Drafted By:**  
 Dallas Mavericks  
 Portland Trail Blazers  
 Chicago Bulls  
 Chicago Bulls  
 New York Knicks  
 Milwaukee Bucks

## 1999

**Round Player (School)**  
 1st Richard Hamilton (Connecticut)  
 1st Ron Artest (St. John's)  
 1st Tim James (Miami)  
 1st Vonteego Cummings (Pittsburgh)

**Drafted By:**  
 Washington Wizards  
 Chicago Bulls  
 Miami Heat  
 Indiana Pacers  
 (traded to Golden State)  
 Los Angeles Lakers

2nd John Celestand (Villanova)

## 1998

**Round Player (School)**  
 1st Pat Garrity (Notre Dame)

**Drafted By:**  
 Milwaukee Bucks  
 (traded to Phoenix)  
 San Antonio Spurs  
 (traded to Vancouver)  
 Washington Wizards

1st Felipe Lopez (St. John's)

2nd Jahidi White (Georgetown)

## 1997

**Round Player (School)**  
 1st Tim Thomas (Villanova)  
 1st Austin Croshere (Providence)  
 2nd Jason Lawson (Villanova)  
 2nd Gordon Malone (West Virginia)  
 2nd God Shammgod (Providence)  
 2nd Alvin Williams (Villanova)  
 2nd Mark Blount (Pittsburgh)

**Drafted By:**  
 New Jersey Nets  
 Indiana Pacers  
 Denver Nuggets  
 Minnesota Timberwolves  
 Washington Wizards  
 Portland Trail Blazers  
 Seattle Supersonics

## 1996

**Round Player (School)**  
 1st Allen Iverson (Georgetown)  
 1st Ray Allen (Connecticut)  
 1st Kerry Kittles (Villanova)  
 1st John Wallace (Syracuse)  
 1st Jerome Williams (Georgetown)  
 1st Travis Knight (Connecticut)  
 2nd Othella Harrington (Georgetown)  
 2nd Doron Sheffer (Connecticut)

**Drafted By:**  
 Philadelphia 76ers  
 Minnesota Timberwolves  
 New Jersey Nets  
 New York Knicks  
 Detroit Pistons  
 Chicago Bulls  
 Houston Rockets  
 Los Angeles Clippers

## 1995

**Round Player (School)**  
 1st Eric Williams (Providence)  
 2nd Lawrence Moten (Syracuse)  
 2nd Donny Marshall (Connecticut)  
 2nd Constantin Popa (Miami)  
 2nd Troy Brown (Providence)  
 2nd Don Reid (Georgetown)

**Drafted By:**  
 Boston Celtics  
 Vancouver Grizzlies  
 Cleveland Cavaliers  
 Los Angeles Clippers  
 Atlanta Hawks  
 Detroit Pistons

## 1994

**Round Player (School)**  
 1st Donyell Marshall (Connecticut)  
 1st Eric Mobley (Pittsburgh)  
 1st Dickey Simpkins (Providence)  
 1st Bill Curley (Boston College)  
 2nd Howard Eisley (Boston College)  
 2nd Michael Smith (Providence)  
 2nd Shawnelle Scott (St. John's)

**Drafted By:**  
 Minnesota Timberwolves  
 Milwaukee Bucks  
 Chicago Bulls  
 San Antonio Spurs  
 Minnesota Timberwolves  
 Sacramento Kings  
 Portland Trail Blazers

## 1993

**Round Player (School)**  
 1st Terry Dehere (Seton Hall)  
 1st Luther Wright (Seton Hall)  
 1st Scott Burrell (Connecticut)  
 2nd Conrad McRae (Syracuse)

**Drafted By:**  
 Los Angeles Clippers  
 Utah Jazz  
 Charlotte Hornets  
 Washington Bullets

## 1992

**Round Player (School)**  
 1st Alonzo Mourning (Georgetown)  
 1st Malik Sealy (St. John's)  
 1st Dave Johnson (Syracuse)  
 2nd Chris Smith (Connecticut)  
 2nd Robert Werdann (St. John's)  
 2nd Darren Morningstar (Pittsburgh)

**Drafted By:**  
 Charlotte Hornets  
 Indiana Pacers  
 Portland Trail Blazers  
 Minnesota Timberwolves  
 Denver Nuggets  
 Boston Celtics

## 1991

**Round Player (School)**  
 1st Billy Owens (Syracuse)  
 1st Dikembe Mutombo (Georgetown)  
 1st Anthony Avent (Seton Hall)  
 1st Eric Murdock (Providence)  
 1st LeRon Ellis (Syracuse)

**Drafted By:**  
 Sacramento Kings  
 Denver Nuggets  
 Atlanta Hawks  
 Utah Jazz  
 Los Angeles Clippers

## 1990

**Round Player (School)**  
 1st Derrick Coleman (Syracuse)  
 1st Tate George (Connecticut)  
 1st Jayson Williams (St. John's)  
 2nd Abdul Shamsid-Deen (Providence)

**Drafted By:**  
 New Jersey Nets  
 New Jersey Nets  
 Phoenix Suns  
 Dallas Mavericks

## 1989

**Round Player (School)**  
 1st Dana Barros (Boston College)  
 1st John Morton (Seton Hall)  
 2nd Sherman Douglas (Syracuse)  
 2nd Cliff Robinson (Connecticut)  
 2nd Doug West (Villanova)

**Drafted By:**  
 Seattle Supersonics  
 Cleveland Cavaliers  
 Miami Heat  
 Portland Trail Blazers  
 Minnesota Timberwolves



# NBA Draft Selections

## 1988

Round	Player (School)
1st	Charles Smith (Pittsburgh)
1st	Rony Seikaly (Syracuse)
1st	Mark Bryant (Seton Hall)
1st	Jerome Lane (Pittsburgh)
2nd	Shelton Jones (St. John's)

Drafted By:
Philadelphia 76ers
Miami Heat
Portland Trail Blazers
Denver Nuggets
San Antonio Spurs

## 1987

Round	Player (School)
1st	Reggie Williams (Georgetown)
1st	Mark Jackson (St. John's)
3rd	Willie Glass (St. John's)
3rd	Billy Donovan (Providence)
6th	Howard Triche (Syracuse)
6th	Harold Jensen (Villanova)

Drafted By:
Los Angeles Clippers
New York Knicks
Los Angeles Lakers
Utah Jazz
New York Knicks
Cleveland Cavaliers

## 1986

Round	Player (School)
1st	Dwayne Washington (Syracuse)
1st	Walter Berry (St. John's)
1st	Harold Pressley (Villanova)
2nd	Rafael Addison (Syracuse)
2nd	David Wingate (Georgetown)
2nd	Michael Jackson (Georgetown)
3rd	Wendell Alexis (Syracuse)
3rd	Ron Rowan (St. John's)
5th	Dominic Pressley (Boston College)
5th	Earl Kelley (Connecticut)
6th	Chuck Everson (Villanova)
6th	Andre McCloud (Seton Hall)
7th	Ralph Dalton (Georgetown)

Drafted By:
New Jersey Nets
Portland Trail Blazers
Sacramento Kings
Phoenix Suns
Philadelphia 76ers
New York Knicks
Golden State Warriors
Philadelphia 76ers
Seattle SuperSonics
San Antonio Spurs
Utah Jazz
Philadelphia 76ers
Cleveland Cavaliers

## 1985

Round	Player (School)
1st	Patrick Ewing (Georgetown)
1st	Chris Mullin (St. John's)
1st	Ed Pinckney (Villanova)
1st	Bill Wennington (St. John's)
2nd	Bill Martin (Georgetown)
2nd	Dwayne McClain (Villanova)
3rd	Michael Adams (Boston College)
5th	Ray Knight (Providence)
6th	Stu Primus (Boston College)
7th	Gary McLain (Villanova)

Drafted By:
New York Knicks
Golden State Warriors
Phoenix Suns
Dallas Mavericks
Indiana Pacers
Indiana Pacers
Sacramento Kings
Milwaukee Bucks
Indiana Pacers
New Jersey Nets

## 1984

Round	Player (School)
1st	Otis Thorpe (Providence)
2nd	Jay Murphy (Boston College)
3rd	Jeff Allen (St. John's)
5th	Gene Smith (Georgetown)
6th	Clyde Vaughan (Pittsburgh)
7th	Sean Kerins (Syracuse)
8th	Frank Dobbs (Villanova)
9th	Fred Brown (Georgetown)
10th	Martin Clark (Boston College)

Drafted By:
Kansas City Kings
Golden State Warriors
Kansas City Kings
Indiana Pacers
Indiana Pacers
New Jersey Nets
Philadelphia 76ers
Atlanta Hawks
Philadelphia 76ers

## 1983

Round	Player (School)
1st	Leo Rautins (Syracuse)
2nd	Stewart Granger (Villanova)
2nd	John Garris (Boston College)
2nd	David Russell (St. John's)
2nd	Kevin Williams (St. John's)
3rd	Erich Santifer (Syracuse)
3rd	John Pinone (Villanova)
3rd	Bruce Kuczenski (Connecticut)
3rd	Billy Goodwin (St. John's)
4th	Ron Crevier (Boston College)
7th	Ron Jackson (Providence)
7th	Tony Bruin (Syracuse)
7th	Mike Mulquin (Villanova)
8th	Trent Johnson (Pittsburgh)
8th	Bob Kelly (St. John's)

Drafted By:
Philadelphia 76ers
Cleveland Cavaliers
Cleveland Cavaliers
Denver Nuggets
San Antonio Spurs
Detroit Pistons
Atlanta Hawks
New Jersey Nets
Milwaukee Bucks
Chicago Bulls
Boston Celtics
Philadelphia 76ers
Phoenix Suns
Boston Celtics
Milwaukee Bucks

## 1982

Round	Player (School)
1st	John Bagley (Boston College)
1st	Eric Floyd (Georgetown)
3rd	Cornly Thompson (Connecticut)
4th	Chuck Aleksinas (Connecticut)
4th	Eric Smith (Georgetown)
5th	Mike McKay (Connecticut)
5th	Aaron Howard (Villanova)
5th	Howard McNeil (Seton Hall)
8th	Dan Callandrillo (Seton Hall)
9th	Ed Spriggs (Georgetown)

Drafted By:
Cleveland Cavaliers
New Jersey Nets
Dallas Mavericks
Chicago Bulls
Portland Trail Blazers
Utah Jazz
New York Knicks
Los Angeles Lakers
Houston Rockets
Boston Celtics

## 1981

Round	Player (School)
1st	Dan Schayes (Syracuse)
3rd	Wayne McKoy (St. John's)
4th	Eddie Moss (Syracuse)
4th	Alex Bradley (Villanova)
7th	Tom Sienkiewicz (Villanova)
8th	Curtis Redding (St. John's)
8th	Frank Gilroy (St. John's)
9th	Rudy Williams (Providence)
10th	Mike Frazier (Georgetown)

Drafted By:
Utah Jazz
New York Knicks
Dallas Mavericks
New York Knicks
Seattle SuperSonics
Denver Nuggets
Philadelphia 76ers
New Jersey Nets
Atlanta Hawks

## 1980

Round	Player (School)
1st	John Duren (Georgetown)
2nd	Craig Shelton (Georgetown)
2nd	Louis Orr (Syracuse)
2nd	Roosevelt Bouie (Syracuse)
6th	Bernard Rencher (St. John's)
8th	Al Dutch (Georgetown)
10th	John Nolan (Providence)

Drafted By:
Utah Jazz
Atlanta Hawks
Indiana Pacers
Dallas Mavericks
Chicago Bulls
Seattle SuperSonics
Boston Celtics

# Attendance History

## BIG EAST TOTAL ATTENDANCE: ALL HOME GAMES

(CONFERENCE AND NON-CONFERENCE)

### BUTLER

	Total	Avg.	Games
2014	116,816	7,788	(15 games) — 59th
2015	117,970	7,373	(16 games) — 66th
2016	130,637	8,164	(16 games) — 58th
2017	133,724	8,357	(16 games) — 57th
2018	145,430	8,554	(17 games)

### CREIGHTON

	Total	Avg.	Games
2014	286,329	17,896	(16 games) — 5th
2015	289,808	17,048	(17 games) — 6th
2016	302,887	15,941	(19 games) — 10th
2017	296,013	17,412	(17 games) — 5th
2018	306,000	17,000	(18 games) — 5th

### DEPAUL

	Total	Avg.	Games
2006	138,560	9,897	(14 games) — 43rd
2007	162,320	10,145	(16 games) — 44th
2008	138,927	9,262	(15 games) — 54th
2009	130,380	8,149	(16 games) — 65th
2010	126,760	8,451	(15 games) — 59th
2011	130,486	7,676	(17 games) — 67th
2012	123,832	7,740	(16 games) — 67th
2013	130,574	7,681	(17 games) — 63rd
2013	130,574	7,681	(17 games) — 63rd
2014	108,178	6,363	(17 games) — 80th
2015	99,805	6,238	(16 games) — 83rd
2016	77,190	5,513	(14 games) — 95th
2017	88,610	4,922	(18 games) — 100th
2018	98,354	6,147	(16 games)

### GEORGETOWN

	Total	Avg.	Games
1979	43,439	2,896	(15 games)
1980	60,911	3,583	(17 games)
1981	54,566	4,197	(13 games)
1982	146,047	8,591	(17 games) — 45th
1983	179,043	11,936	(14 games) — 14th
1984	134,180	8,386	(16 games) — 45th
1985	174,128	10,883	(16 games) — 26th
1986	119,065	9,159	(13 games) — 35th
1987	139,479	8,717	(16 games) — 40th
1988	128,405	9,172	(14 games) — 41st
1989	173,424	12,387	(14 games) — 22nd
1990	176,920	12,637	(14 games) — 25th
1991	173,906	12,422	(14 games) — 27th
1992	132,284	10,176	(13 games) — 37th
1993	135,861	8,491	(16 games) — 52nd
1994	125,756	8,983	(14 games) — 45th
1995	159,020	12,232	(13 games) — 28th
1996	201,659	12,604	(16 games) — 27th
1997	130,077	9,291	(14 games) — 49th
1998	160,482	10,030	(16 games) — 38th
1999	131,256	8,750	(15 games) — 52nd
2000	131,889	7,758	(17 games) — 66th
2001	139,121	8,695	(16 games) — 56th
2002	139,304	8,194	(17 games) — 55th
2003	149,526	8,796	(17 games) — 50th
2004	134,890	8,431	(16 games) — 60th
2005	133,230	7,837	(17 games) — 69th
2006	143,983	10,284	(14 games) — 40th
2007	177,501	10,441	(17 games) — 41st
2008	207,286	12,955	(16 games) — 24th
2009	205,224	12,827	(16 games) — 26th
2010	192,638	12,040	(16 games) — 29th

2011	177,448	12,675	(14 games) — 25th
2012	180,530	11,283	(16 games) — 35th
2013	185,490	10,911	(17 games) — 33rd
2014	138,724	8,670	(16 games) — 51st
2015	154,076	9,630	(16 games) — 45th
2016	150,945	8,870	(17 games) — 51st
2017	144,143	8,479	(17 games) — 54th
2018	143,093	7,531	(19 games)

### MARQUETTE

	Total	Avg.	Games
2006	223,983	13,999	(16 games) — 18th
2007	306,893	15,345	(20 games) — 14th
2008	276,064	16,239	(17 games) — 14th
2009	291,596	16,200	(18 games) — 10th
2010	265,484	15,617	(17 games) — 10th
2011	280,545	15,586	(18 games) — 11th
2012	242,205	15,138	(16 games) — 13th
2013	240,530	15,033	(16 games) — 15th
2014	245,232	15,237	(16 games) — 56th
2015	232,161	13,657	(17 games) — 22nd
2016	252,858	13,308	(19 games) — 21st
2017	233,169	13,715	(17 games) — 19th
2018	246,469	12,323	(20 games) — 26th

### PROVIDENCE

	Total	Avg.	Games
1979	111,844	7,989	(14 games) — 49th
1980	124,983	7,811	(16 games) — 52nd
1981	123,877	7,055	(16 games) — 60th
1982	102,563	6,410	(16 games) — 68th
1983	96,023	6,859	(14 games)
1984	128,766	7,154	(18 games)
1985	108,182	7,212	(15 games)
1986	159,494	7,595	(21 games) — 57th
1987	156,673	9,216	(17 games) — 38th
1988	170,102	10,006	(17 games) — 37th
1989	179,093	10,535	(17 games) — 33rd
1990	182,447	10,732	(17 games) — 30th
1991	211,498	10,525	(20 games) — 33rd
1992	172,476	10,750	(16 games) — 32nd
1993	203,484	10,710	(19 games) — 35th
1994	151,504	10,822	(14 games) — 36th
1995	187,684	10,427	(18 games) — 38th
1996	168,554	10,535	(16 games) — 37th
1997	165,447	11,030	(15 games) — 33rd
1998	142,778	10,198	(14 games) — 36th
1999	150,022	10,001	(15 games) — 38th
2000	132,049	8,253	(16 games) — 59th
2001	151,037	9,440	(16 games) — 49th
2002	130,000	8,125	(16 games) — 59th
2003	157,985	8,777	(18 games) — 52nd
2004	151,451	10,818	(14 games) — 44th
2005	164,235	9,660	(17 games) — 47th
2006	133,583	8,349	(16 games) — 64th
2007	159,798	8,410	(19 games) — 68th
2008	127,907	8,527	(15 games) — 64th
2009	149,585	8,310	(18 games) — 64th
2010	140,920	8,289	(17 games) — 61st
2011	133,815	7,043	(19 games) — 76th
2012	134,007	7,883	(17 games) — 63rd
2013	139,901	7,772	(18 games) — 60th
2014	133,548	8,347	(16 games) — 56th
2015	146,444	8,614	(17 games) — 52nd
2016	164,954	9,703	(17 games) — 44th
2017	152,867	8,492	(18 games) — 53rd
2018	162,315	9,547	(17 games)

### ST. JOHN'S

	Total	Avg.	Games
1979	54,940	3,232	(17 games)
1980	73,920	4,620	(16 games)
1981	74,625	5,330	(14 games)
1982	85,935	6,610	(13 games)
1983	95,942	7,380	(13 games)
1984	90,989	6,066	(15 games)
1985	118,412	9,109	(13 games) — 38th
1986	111,278	7,948	(14 games) — 50th
1987	129,881	8,659	(15 games) — 42nd
1988	121,597	8,686	(14 games) — 45th
1989	109,163	7,278	(15 games)
1990	154,301	8,121	(19 games) — 62nd
1991	131,093	9,364	(14 games) — 46th
1992	152,064	10,138	(15 games) — 35th
1993	113,365	9,447	(12 games) — 38th
1994	130,922	8,728	(15 games) — 48th
1995	140,295	10,792	(13 games) — 36th
1996	110,300	8,485	(13 games) — 56th
1997	119,664	9,205	(13 games) — 51st
1998	105,910	8,147	(13 games) — 56th
1999	166,838	9,269	(18 games) — 46th
2000	150,252	10,732	(14 games) — 34th
2001	157,129	11,224	(14 games) — 30th
2002	139,484	9,299	(15 games) — 46th
2003	129,384	8,087	(16 games) — 60th
2004	89,042	6,849	(13 games) — 77th
2005	87,417	6,244	(14 games) — 86th
2006	99,355	5,844	(17 games) — 91st
2007	131,477	6,920	(19 games) — 80th
2008	94,183	5,886	(16 games) — 97th
2009	108,350	5,418	(20 games) — 100th
2010	103,820	6,107	(17 games) — 88th
2011	126,466	8,431	(15 games) — 57th
2012	168,560	8,428	(20 games) — 54th
2013	124,608	7,330	(17 games) — 70th
2014	148,614	7,431	(20 games) — 66th
2015	156,732	7,463	(21 games) — 65th
2016	125,002	6,944	(18 games) — 71st
2017	143,632	8,448	(17 games) — 55th
2018	164,415	9,134	(18 games)

# Attendance History

## SETON HALL

	Total	Avg.	Games
1979	25,366	2,537	(10 games)
1980	30,996	2,384	(13 games)
1981	29,285	2,440	(12 games)
1982	30,233	2,519	(12 games)
1983	47,363	3,947	(12 games)
1984	57,788	4,128	(14 games)
1985	49,024	3,771	(13 games)
1986	56,372	4,027	(14 games)
1987	75,535	4,721	(16 games)
1988	101,035	6,315	(16 games)
1989	137,750	9,184	(15 games) — 48th
1990	135,275	10,405	(13 games) — 33rd
1991	167,844	10,496	(16 games) — 36th
1992	206,165	12,885	(16 games) — 25th
1993	247,924	13,774	(18 games) — 17th
1994	195,433	13,029	(15 games) — 23rd
1995	171,682	10,099	(17 games) — 40th
1996	146,831	9,789	(15 games) — 43rd
1997	134,747	7,926	(17 games) — 58th
1998	118,851	7,923	(15 games) — 59th
1999	132,506	9,735	(15 games) — 51st
2000	139,340	8,709	(16 games) — 52nd
2001	173,407	10,838	(16 games) — 34th
2002	108,438	8,341	(13 games) — 54th
2003	122,115	7,632	(16 games) — 64th
2004	133,854	8,924	(15 games) — 55th
2005	126,252	7,890	(16 games) — 68th
2006	120,234	7,073	(17 games) — 75th
2007	106,169	6,636	(16 games) — 83rd
2008	122,834	7,226	(17 games) — 79th
2009	116,799	7,300	(16 games) — 74th
2010	127,848	7,103	(18 games) — 75th
2011	119,060	7,937	(15 games) — 62nd
2012	124,935	6,941	(18 games) — 76th
2013	119,588	7,035	(17 games) — 72nd
2014	114,056	6,336	(18 games) — 81st
2015	113,804	7,587	(15 games) — 63rd
2016	113,125	7,070	(16 games) — 67th
2017	111,350	7,953	(14 games) — 62nd
2018	143,766	8,456	(17 games)

## VILLANOVA

	Total	Avg.	Games
1979	11,467	2,293	(5 games)
1980	16,170	2,310	(7 games)
1981	84,067	5,605	(15 games)
1982	75,918	5,423	(14 games)
1983	123,973	8,265	(15 games)
1984	105,352	7,525	(14 games)
1985	91,963	10,218	(9 games) — 32nd
1986	100,166	7,705	(13 games)
1987	117,734	7,358	(16 games) — 60th
1988	105,565	8,120	(13 games) — 55th
1989	116,663	7,778	(15 games) — 63rd
1990	110,540	8,503	(13 games) — 58th
1991	111,693	9,308	(12 games) — 48th
1992	79,470	7,947	(10 games) — 65th
1993	89,368	6,874	(13 games) — 73rd
1994	91,924	6,566	(14 games) — 78th
1995	104,693	8,053	(13 games) — 60th
1996	130,392	9,314	(14 games) — 50th
1997	149,558	9,971	(15 games) — 39th
1998	117,472	8,391	(14 games) — 54th
1999	128,106	8,540	(15 games) — 54th
2000	134,025	7,884	(17 games) — 62nd
2001	109,473	7,298	(15 games) — 70th
2002	139,173	7,325	(19 games) — 66th
2003	111,593	8,584	(13 games) — 54th
2004	111,731	7,449	(15 games) — 70th
2005	132,162	8,260	(16 games) — 60th
2006	126,643	9,742	(13 games) — 42nd
2007	149,884	10,706	(14 games) — 38th
2008	147,570	9,838	(15 games) — 49th
2009	159,876	9,404	(17 games) — 52nd
2010	153,105	10,936	(14 games) — 38th
2011	178,692	10,511	(17 games) — 38th
2012	133,839	8,923	(15 games) — 44th
2013	128,345	8,022	(16 games) — 55th
2014	143,092	8,943	(16 games) — 48th
2015	154,219	9,639	(16 games) — 44th
2016	129,916	8,119	(16 games) — 59th
2017	146,591	9,772	(15 games) — 44th
2018	153,775	11,828	(13 games) — 30th

## BIG EAST

	Total	Avg.	Games
1979	519,483	4,557	(114 games)
1980	546,157	5,302	(103 games) — 11th
1981	805,362	7,321	(110 games) — 7th
1982	943,573	8,425	(112 games) — 6th
1983	1,056,576	9,108	(116 games) — 3rd
1984	1,123,689	8,513	(132 games) — 6th
1985	1,318,536	9,840	(134 games) — 4th
1986	1,446,241	10,185	(142 games) — 3rd
1987	1,470,802	9,871	(149 games) — 5th
1988	1,527,612	10,912	(140 games) — 4th
1989	1,767,960	12,109	(146 games) — 2nd
1990	1,733,171	12,120	(143 games) — 3rd
1991	1,678,961	12,345	(136 games) — 2nd
1992	1,670,977	11,523	(145 games) — 2nd
1993	1,746,313	10,914	(160 games) — 2nd
1994	1,661,971	10,863	(152 games) — 4th
1995	1,623,275	11,195	(145 games) — 4th
1996	2,023,380	10,219	(198 games) — 4th
1997	2,029,127	9,803	(207 games) — 4th
1998	1,902,325	9,559	(199 games) — 4th
1999	1,903,782	9,425	(202 games) — 5th
2000	1,955,315	9,052	(216 games) — 5th
2001	2,039,505	8,867	(230 games) — 7th
2002	1,953,961	8,533	(229 games) — 6th
2003	2,107,630	9,409	(224 games) — 6th
2004	2,184,497	9,296	(235 games) — 6th
2005	2,100,088	10,396	(202 games) — 4th
2006	2,814,983	11,039	(255 games) — 4th
2007	3,259,992	11,164	(292 games) — 3rd
2008	2,916,656	10,924	(267 games) — 4th
2009	3,079,561	10,882	(283 games) — 4th
2010	3,138,877	11,014	(285 games) — 4th
2011	3,003,173	11,082	(271 games) — 2nd
2012	3,133,782	10,881	(288 games) — 4th
2013	2,845,803	10,699	(266 games) — 2nd
2014	1,660,570	9,711	(171 games) — 5th
2015	1,694,688	9,853	(172 games) — 5th
2016	1,690,237	9,770	(173 games) — 5th
2017	1,702,400	10,014	(170 games) — 5th
2018	1,846,120	10,371	(178 games) — 5th

\* Season BIG EAST totals include conference tournament

## XAVIER

	Total	Avg.	Games
2014	168,127	9,890	(17 games) — 42nd
2015	159,974	9,998	(16 games) — 42nd
2016	164,501	10,281	(16 games) — 41st
2017	164,520	10,282	(16 games) — 38th
2018	188,554	10,475	(18 games) — 39th



Creighton has been fifth nationally in attendance in each of the past two years.



## FINAL AP POLLS

### 1980

1. DePaul
2. Louisville
3. LSU
4. Kentucky
5. Oregon State
6. Syracuse
7. Indiana
8. Maryland
9. Notre Dame
10. Ohio State
11. Georgetown
13. St. John's

### 1981

1. DePaul
2. Oregon State
3. Virginia
4. LSU
5. Arizona State
6. North Carolina
7. Indiana
8. Kentucky
9. Notre Dame
10. Utah

### 1982

1. North Carolina
2. DePaul
3. Virginia
4. Oregon State
5. Missouri
6. Georgetown
7. Minnesota
8. Idaho
9. Memphis State
10. Fresno State

### 1983

1. Houston
2. Louisville
3. St. John's
4. Virginia
5. Indiana
6. UNLV
7. UCLA
8. North Carolina
9. Arkansas
10. Missouri
11. Boston College
13. Villanova
20. Georgetown

### 1984

1. North Carolina
2. Georgetown
3. Kentucky
4. DePaul
5. Houston
6. Illinois
7. Oklahoma
8. Arkansas
9. UTEP
10. Purdue
18. Syracuse

### 1985

1. Georgetown
2. Michigan
3. St. John's
4. Oklahoma
5. Memphis State
6. Georgia Tech
7. North Carolina
8. Louisiana Tech
9. UNLV
10. Duke

### 1986

1. Duke
2. Kansas
3. Kentucky
4. St. John's
5. Michigan
6. Georgia Tech
7. Louisville
8. North Carolina
9. Syracuse
10. Notre Dame
13. Georgetown

### 1987

1. UNLV
2. North Carolina
3. Indiana
4. Georgetown
5. DePaul
6. Iowa
7. Purdue
8. Temple
9. Alabama
10. Syracuse
12. Pittsburgh

### 1988

1. Temple
2. Arizona
3. Purdue
4. Oklahoma
5. Duke
6. Kentucky
7. North Carolina
8. Pittsburgh
9. Syracuse
10. Michigan

### 1989

1. Arizona
2. Georgetown
3. Illinois
4. Oklahoma
5. North Carolina
6. Missouri
7. Syracuse
8. Indiana
9. Duke
10. Michigan
11. Seton Hall

### 1990

1. Oklahoma
2. UNLV
3. Connecticut
4. Michigan State
5. Kansas
6. Syracuse
7. Arkansas
8. Georgetown
9. Georgia Tech
10. Purdue

### 1991

1. UNLV
2. Arkansas
3. Indiana
4. North Carolina
5. Ohio State
6. Duke
7. Syracuse
8. Arizona
9. Kentucky
10. Utah
13. Seton Hall
20. St. John's

### 1992

1. Duke
2. Kansas
3. Ohio State
4. UCLA
5. Indiana
6. Kentucky
7. UNLV
8. South Calif.
9. Arkansas
10. Arizona
19. Seton Hall
21. Syracuse
22. Georgetown

### 1993

1. Indiana
2. Kentucky
3. Michigan
4. North Carolina
5. Arizona
6. Seton Hall
7. Cincinnati
8. Vanderbilt
9. Kansas
10. Duke

### 1994

1. North Carolina
2. Arkansas
3. Purdue
4. Connecticut
5. Missouri
6. Duke
7. Kentucky
8. Massachusetts
9. Arizona
10. Louisville
15. Syracuse

### 1995

1. UCLA
2. Kentucky
3. Wake Forest
4. North Carolina
5. Kansas
6. Arkansas
7. Massachusetts
8. Connecticut
9. Villanova
10. Maryland
22. Georgetown
25. Syracuse

### 1996

1. Massachusetts
2. Kentucky
3. Connecticut
4. Georgetown
4. Kansas
4. Purdue
7. Cincinnati
8. Texas Tech
9. Wake Forest
10. Villanova
15. Syracuse

### 1997

1. Kansas
2. Utah
3. Minnesota
4. North Carolina
5. Kentucky
6. South Carolina
7. UCLA
8. Duke
9. Wake Forest
10. Cincinnati
20. Villanova
23. Boston College

### 1998

1. North Carolina
2. Kansas
3. Duke
4. Arizona
5. Kentucky
6. Connecticut
7. Utah
8. Princeton
9. Cincinnati
10. Stanford
21. Syracuse

### 1999

1. Duke
2. Michigan State
3. Connecticut
4. Auburn
5. Maryland
6. Utah
7. Stanford
8. Kentucky
9. St. John's
10. Miami

### 2000

1. Duke
2. Michigan State
3. Stanford
4. Arizona
5. Temple
6. Iowa State
7. Cincinnati
8. Ohio State
9. St. John's
10. LSU
16. Syracuse
20. Connecticut
23. Miami

### 2001

1. Duke
2. Stanford
3. Michigan State
4. Illinois
5. Arizona
6. North Carolina
7. Boston College
8. Florida
9. Kentucky
10. Iowa State
17. Syracuse
19. Notre Dame
21. Georgetown

### 2002

1. Duke
2. Kansas
3. Oklahoma
4. Maryland
5. Cincinnati
6. Gonzaga
7. Arizona
8. Alabama
9. Pittsburgh
10. Connecticut
21. Miami

### 2003

1. Kentucky
2. Arizona
3. Oklahoma
4. Pittsburgh
5. Texas
6. Kansas
7. Duke
8. Wake Forest
9. Marquette
10. Florida
13. Syracuse
22. Notre Dame
23. Connecticut

### 2004

1. Stanford
2. Kentucky
3. Gonzaga
4. Oklahoma State
5. Saint Joseph's
6. Duke
7. Connecticut
8. Mississippi State
9. Pittsburgh
10. Wisconsin
20. Syracuse
21. Providence
25. Boston College

### 2005

1. Illinois
2. North Carolina
3. Duke
4. Louisville
5. Wake Forest
6. Oklahoma State
7. Kentucky
8. Washington
9. Arizona
10. Gonzaga
11. Syracuse
13. Connecticut
14. Boston College
19. Villanova

### 2006

1. Duke
2. Connecticut
3. Villanova
4. Memphis
5. Gonzaga
6. Ohio State
7. Boston College
7. UCLA
9. Texas
10. North Carolina
16. Pittsburgh
21. Syracuse
22. West Virginia
23. Georgetown

### 2007

1. Ohio State
2. Kansas
3. Florida
4. North Carolina
5. Memphis
6. Wisconsin
7. UCLA
8. Georgetown
9. Texas A&M
10. Oregon
12. Pittsburgh
16. Louisville
17. Notre Dame
20. Marquette

## 2008

1. North Carolina
2. Memphis
3. UCLA
4. Kansas
5. Tennessee
6. Wisconsin
7. Texas
8. Georgetown
9. Duke
10. Stanford
13. Louisville
15. Notre Dame
16. Connecticut
17. Pittsburgh
25. Marquette

## 2009

1. Louisville
2. North Carolina
3. Memphis
4. Pittsburgh
5. Connecticut
6. Duke
7. Oklahoma
8. Michigan State
9. Missouri
10. Gonzaga
11. Villanova
13. Syracuse
23. Marquette

## 2010

1. Kansas
2. Kentucky
3. Duke
4. Syracuse
5. Ohio State
6. West Virginia
7. Kansas State
8. New Mexico
9. Villanova
10. Purdue
14. Georgetown
18. Pittsburgh

## 2011

1. Ohio State
2. Kansas
3. Duke
4. Pittsburgh
5. Notre Dame
6. San Diego State
7. North Carolina
8. Texas
9. Connecticut
10. Brigham Young
12. Syracuse
14. Louisville
18. St. John'
22. West Virginia

## 2012

1. Kentucky
2. Syracuse
3. Missouri
4. North Carolina
5. Michigan State
6. Kansas
7. Ohio State
8. Duke
9. Baylor
10. Florida State
11. Marquette
15. Georgetown
17. Louisville

## 2013

1. Gonzaga
2. Louisville
3. Kansas
4. Indiana
5. Miami (Fla.)
6. Duke
7. Ohio State
8. Georgetown
9. Michigan State
10. New Mexico
15. Marquette
16. Syracuse
20. Pittsburgh
23. Notre Dame

## 2014

1. Florida
2. Wichita State
3. Virginia
4. Arizona
5. Louisville
6. Villanova
7. Michigan
8. Duke
9. Iowa State
10. Kansas
16. Creighton

## 2015

1. Kentucky
2. Villanova
3. Wisconsin
4. Duke
5. Arizona
6. Virginia
7. Gonzaga
8. Notre Dame
9. Iowa State
10. Kansas
22. Georgetown
24. Butler

## 2016

1. Kansas
2. Michigan State
3. North Carolina
4. Virginia
5. Oregon
6. Villanova
7. Oklahoma
8. West Virginia
9. Xavier
10. Kentucky
20. Seton Hall

## 2017

1. Villanova
2. Gonzaga
3. Kansas
4. Arizona
5. Kentucky
6. North Carolina
7. Duke
8. UCLA
9. Oregon
10. Louisville
21. Butler

## 2018

1. Virginia
2. Villanova
3. Xavier
4. Kansas
5. Michigan State
6. Cincinnati
7. Michigan
8. Gonzaga
9. Duke
10. North Carolina

## FINAL UPI POLLS

### 1980

1. DePaul
2. LSU
3. Kentucky
4. Louisville
5. Oregon State
6. Syracuse
7. Indiana
8. Maryland
9. Ohio State
10. Georgetown
13. St. John's

### 1981

1. DePaul
2. Oregon State
3. Virginia
4. LSU
5. Arizona State
6. North Carolina
7. Indiana
8. Kentucky
9. Notre Dame
10. Utah

## 1982

1. North Carolina
2. DePaul
3. Virginia
4. Oregon State
5. Missouri
6. Minnesota
7. Georgetown
8. Idaho
9. Memphis State
10. Fresno State

## 1983

1. Houston
2. Louisville
3. St. John's
4. Virginia
5. Indiana
6. UNLV
7. UCLA
8. North Carolina
9. Arkansas
10. Kentucky
11. Villanova
13. Boston College
20. Georgetown

## 1984

1. North Carolina
2. Georgetown
3. Kentucky
4. DePaul
5. Houston
6. Illinois
7. Arkansas
8. Oklahoma
9. UTEP
10. Maryland
16. Syracuse

## 1985

1. Georgetown
2. Michigan
3. St. John's
4. Memphis State
5. Oklahoma
6. Georgia Tech
7. North Carolina
8. Louisiana Tech
9. UNLV
10. Illinois

## 1986

1. Duke
2. Kansas
3. St. John's
4. Kentucky
5. Michigan
6. Georgia Tech
7. Louisville
8. North Carolina
9. Syracuse
10. UNLV
15. Georgetown

## 1987

1. UNLV
2. Indiana
3. North Carolina
4. Georgetown
5. DePaul
6. Purdue
7. Iowa
8. Temple
9. Alabama
10. Syracuse
12. Pittsburgh

## 1988

1. Temple
2. Arizona
3. Purdue
4. Oklahoma
5. Duke
6. Kentucky
7. Pittsburgh
8. North Carolina
9. Syracuse
10. Michigan

## 1989

1. Arizona
2. Georgetown
3. Illinois
4. North Carolina
5. Oklahoma
6. Indiana
7. Duke
8. Missouri
9. Syracuse
10. Michigan
11. Seton Hall

## 1990

1. Oklahoma
2. UNLV
3. Connecticut
4. Michigan State
5. Kansas
6. Syracuse
7. Georgia Tech
8. Arkansas
9. Georgetown
10. Purdue

## 1991

1. UNLV
2. Arkansas
3. Indiana
4. North Carolina
5. Ohio State
6. Duke
7. Arizona
8. Syracuse
9. Nebraska
10. Utah
11. Seton Hall
19. St. John's
23. Georgetown

## FINAL USA TODAY POLLS

### 1992

1. Duke
2. Indiana
3. Michigan
4. Ohio State
5. Cincinnati
6. Kentucky
7. Kansas
8. UCLA
9. Oklahoma St.
10. Arkansas
13. Seton Hall
23. Georgetown
24. Syracuse

### 1993

1. North Carolina
2. Michigan
3. Kentucky
4. Kansas
5. Indiana
6. Cincinnati
7. Florida State
8. Vanderbilt
9. Duke
10. Arkansas
11. Seton Hall

### 1994

1. Arkansas
2. Duke
3. Arizona
4. Fonda
5. Purdue
6. Missouri
7. Connecticut
8. Michigan
9. North Carolina
10. Louisville
11. Boston College
14. Syracuse

### 1995

1. UCLA
2. Arkansas
3. North Carolina
4. Oklahoma State
5. Kentucky
6. Connecticut
7. Massachusetts
8. Virginia
9. Wake Forest
10. Kansas
16. Georgetown
17. Syracuse
23. Villanova

## 1996

1. Kentucky
2. Massachusetts
3. Syracuse
4. Mississippi St.
5. Kansas
6. Cincinnati
7. Georgetown
8. Connecticut
9. Wake Forest
10. Texas Tech
17. Villanova

## 1997

1. Arizona
2. Kentucky
3. Minnesota
4. North Carolina
5. Kansas
6. Utah
7. UCLA
8. Clemson
9. Wake Forest
10. Louisville
15. Providence
23. Boston College

## 1998

1. Kentucky
2. Utah
3. North Carolina
4. Stanford
5. Duke
6. Arizona
7. Connecticut
8. Kansas
9. Purdue
10. Michigan State
13. Syracuse
18. West Virginia

## 1999

1. Connecticut
2. Duke
3. Michigan State
4. Ohio State
5. St. John's
6. Kentucky
7. Auburn
8. Maryland
9. Stanford
10. Utah
12. Miami

## 2000

1. Michigan State
2. Florida
3. Iowa State
4. Duke
5. Stanford
6. Oklahoma State
7. Cincinnati
8. Arizona
9. Tulsa
10. Temple
12. Syracuse
18. St. John's
20. Miami

## 2001

1. Duke
2. Arizona
3. Michigan State
4. Maryland
5. Stanford
6. Illinois
7. Kansas
8. Kentucky
9. Mississippi
10. North Carolina
11. Boston College
17. Georgetown
18. Syracuse
23. Notre Dame

## 2002

1. Maryland
2. Kansas
3. Indiana
4. Oklahoma
5. Duke
6. Connecticut
7. Oregon
8. Cincinnati
9. Pittsburgh
10. Arizona

## 2003

1. Syracuse
2. Kansas
3. Texas
4. Kentucky
5. Arizona
6. Marquette
7. Oklahoma
8. Pittsburgh
9. Duke
10. Maryland
11. Connecticut
15. Notre Dame

## 2004

1. Connecticut
2. Duke
3. Georgia Tech
4. Oklahoma State
5. Saint Joseph's
6. Stanford
7. Pittsburgh
8. Kentucky
9. Kansas
10. Texas
19. Syracuse

## 2005

1. North Carolina
2. Illinois
3. Louisville
4. Michigan State
5. Kentucky
6. Arizona
7. Duke
8. Oklahoma State
9. Washington
10. Wisconsin
12. West Virginia
13. Villanova
17. Connecticut
19. Boston College
21. Syracuse

## 2006

1. Florida
2. UCLA
3. LSU
4. Connecticut
5. Villanova
6. Memphis
7. Duke
8. George Mason
9. Texas
10. Gonzaga
15. West Virginia
16. Georgetown
18. Pittsburgh

## 2007

1. Florida
2. Ohio State
3. UCLA
4. Georgetown
5. Kansas
6. North Carolina
7. Memphis
8. Oregon
9. Texas A&M
10. Pittsburgh
20. Louisville

## 2008

1. Kansas
2. Memphis
3. North Carolina
4. UCLA
5. Texas
6. Louisville
7. Tennessee
8. Xavier
9. Davidson
10. Wisconsin
12. Georgetown
17. West Virginia
18. Pittsburgh
19. Notre Dame
24. Villanova

## 2009

1. North Carolina
2. Michigan State
3. Connecticut
4. Villanova
5. Louisville
6. Pittsburgh
7. Oklahoma
8. Missouri
9. Memphis
10. Kansas
12. Syracuse
21. Marquette

## 2010

1. Duke
2. Butler
3. West Virginia
4. Michigan State
5. Kentucky
6. Kansas
7. Kansas State
8. Syracuse
9. Tennessee
10. Baylor
15. Villanova
20. Pittsburgh

## 2011

1. Connecticut
2. Butler
3. Kentucky
4. Kansas
5. Ohio State
6. Virginia Commonwealth
7. Duke
8. North Carolina
9. Arizona
10. Florida
12. Pittsburgh
14. Notre Dame
18. Syracuse
20. Marquette
22. Louisville

## 2012

1. Kentucky
2. Kansas
3. Ohio State
4. Louisville
5. Syracuse
6. North Carolina
7. Michigan State
8. Baylor
9. Florida
10. Marquette
17. Georgetown
18. Cincinnati

## 2013

1. Louisville
2. Michigan
3. Syracuse
4. Wichita State
5. Duke
6. Ohio State
7. Indiana
8. Kansas
9. Florida
10. Miami (Fla.)
11. Marquette
17. Georgetown

## 2014

1. Connecticut
2. Kentucky
3. Florida
4. Wisconsin
5. Arizona
6. Michigan
7. Wichita State
8. Michigan State
9. Louisville
10. Virginia
20. Creighton

## 2015

1. Duke
2. Wisconsin
3. Kentucky
4. Arizona
5. Notre Dame
6. Gonzaga
7. Michigan State
8. Virginia
9. Villanova
10. Louisville
22. Xavier
23. Butler

## 2016

1. Villanova
2. North Carolina
3. Kansas
4. Oklahoma
5. Virginia
6. Oregon
7. Michigan State
8. Miami
9. Indiana
10. Syracuse
11. Xavier

## 2017

1. North Carolina
2. Gonzaga
3. Oregon
4. Kansas
5. Kentucky
6. South Carolina
7. Arizona
8. Villanova
9. UCLA
10. Florida
18. Xavier
19. Butler

## 2018

1. Villanova
2. Michigan
3. Kansas
4. Duke
5. Virginia
6. Texas Tech
7. Loyola-Chi.
8. Xavier
9. Purdue
10. Gonzaga



# BIG EAST Basketball by Season

2017-18	Home Teams, 51-39 1-point games (5); 2-point games (2); 3-point games (6); Overtime games (10)	1993-94	Home teams, 55-35 1-point games (8); 2-point games (4); 3-point games (5) Overtime games (8)
2016-17	Home Teams, 53-37 1-point games (3); 2-point games (7); 3-point games (8); Overtime games (5)	1992-93	Home teams, 57-33 1-point games (9); 2-point games (5); 3-point games (8) Overtime games (6)
2015-16	Home Teams, 49-41 1-point games (6); 2-point games (1); 3-point games (4); Overtime games (3)	1991-92	Home teams, 59-31 1-point games (4); 2-point games (6); 3-point games (3) Overtime games (7, including 1 double overtime)
2014-15	Home Teams, 54-36 1-point games (5); 2-point games (2); 3-point games (8); Overtime games (8)	1990-91	Home teams, 49-23 1-point games (1); 2-point games (7); 3-point games (6) Overtime games (6)
2013-14	Home Teams, 55-35 1-point games (8); 2-point games (3); 3-point games (5); Overtime games (11)	1989-90	Home teams, 40-32 1-point games (6); 2-point games (5); 3-point games (5) Overtime games (4)
2012-13	Home Teams, 82-53 1-point games (4); 2-point games (7); 3-point games (12)	1988-89	Home teams, 48-24 1-point games (2); 2-point games (7); 3-point games (7) Overtime games (5)
2011-12	Home Teams, 89-55 1-point games (4); 2-point games (11); 3-point games (16)	1987-88	Home teams, 46-26 1-point games (6); 2-point games (10); 3-point games (4) Overtime games (3, including 1 double overtime)
2010-11	Home Teams, 86-57 1-point games (8); 2-point games (10); 3-point games (11)	1986-87	Home teams, 39-33 1-point games (9); 2-point games (6); 3-point games (6) Overtime games (5, including 1 double overtime)
2009-10	Home Teams, 87-57 1-point games (7); 2-point games (14); 3-point games (13)	1985-86	Home teams, 47-25 1-point games (9); 2-point games (4); 3-point games (6) Overtime games (7, including 2 double overtimes)
2008-09	Home Teams, 86-58 1-point games (2); 2-point games (3); 3-point games (7)	1984-85	Home teams, 42-30 1-point games (5); 2-point games (11); 3-point games (2) Overtime games (5)
2007-08	Home Teams, 90-54 1-point games (7); 2-point games (13); 3-point games (9)	1983-84	Home teams, 41-31 1-point games (7); 2-point games (12); 3-point games (6) Overtime games (12, including 2 double overtimes and 1 triple overtime)
2006-07	Home Teams, 83-45 1-point games (3); 2-point games (3); 3-point games (10)	1982-83	Home teams, 45-27 1-point games (6); 2-point games (3); 3-point games (3) Overtime games (4, including 1 double overtime)
2005-06	Home Teams, 80-48 1-point games (4); 2-point games (7); 3-point games (12) Overtime games (10, including 2 double overtime)	1981-82	Home teams, 32-24 1-point games (9); 2-point games (4); 3-point games (2) Overtime games (6, including 1 double overtime)
2004-05	Home Teams, 56-40 1-point games (7); 2-point games (6); 3-point games (8) Overtime games (7, including 1 double overtime)	1980-81	Home teams, 40-16 1-point games (7); 2-point games (6); 3-point games (3) Overtime games (5, including 1 double overtime)
2003-04	Home teams, 63-49 1-point games (6); 2-point games (6); 3-point games (10) Overtime games (7, including 2 double overtime)	1979-80	Away teams, 11-10 1-point games (1); 2-point games (3); 3-point games (1)
2002-03	Home teams, 69-43 1-point games (4); 2-point games (9); 3-point games (9) Overtime games (8, including 1 double overtime)		
2001-02	Home teams, 70-42 1-point games (3); 2-point games (11); 3-point games (9); Overtime games (11, including 1 double overtime and 1 four overtime)		
2000-01	Home teams, 73-39 1-point games (7); 2-point games (8); 3-point games (6); Overtime games (6)		
1999-00	Home teams, 61-43 1-point game (4); 2-point games (7); 3-point games (5); Overtime games (4)		
1998-99	Home teams, 62-55 1-point games (4); 2-point games (11); 3-point games (9); Overtime games (5, including 1 double overtime)		
1997-98	Home teams, 71-46 1-point games (4); 2-point games (7); 3-point games (6) Overtime games (4)		
1996-97	Home teams, 69-48 1-point games (3); 2-point games (10); 3-point games (7) Overtime games: (9)		
1995-96	Home teams, 77-40 1-point games (9); 2-point games (5); 3-point games (11) Overtime games: (5)		
1994-95	Home teams, 54-36 1-point games (5); 2-point games (8); 3-point games (6) Overtime games (5)		

## IN-CONFERENCE STREAKS

### Consecutive Wins

22	Villanova, 2014-15/15-16
19	Connecticut, 1997-98/98-99
18	Connecticut, 1993-94/94-95
15	Connecticut, 1994-95/95-96
14	St. John's, 1984-85
14	Boston College, 2003-04/04-05
12	Syracuse, 2003-04/04-05
11	Syracuse, 1983-84/84-85; Georgetown, 2006-07
10	Syracuse, 2010-11; Syracuse, 2009-10; Georgetown, 1983-84/84-85; Villanova, 1981-82/82-83

### Consecutive Losses

24	DePaul, 2007-08/2008-09/2009-10; DePaul, 2009-10/2010-11
21	Miami, 1993-94/94-95
19	Boston College, 1990-91/91-92
18	Virginia Tech, 2000-01/01-02
16	Seton Hall, 1981-82/82-83; Providence, 2009-10/2010-11

# BIG EAST Basketball by Season



## VICTORIES BY SCHOOL

School	Years	OVERALL		
		Wins	Losses	Pct.
Butler	120	1586	1127	.585
Creighton	100	1559	1029	.602
DePaul	95	1448	1006	.590
Georgetown	112	1653	1041	.614
Marquette	101	1609	996	.618
Providence	91	1445	968	.599
St. John's	108	1833	1016	.643
Seton Hall	106	1495	1072	.582
Villanova	98	1750	924	.654
Xavier	97	1472	979	.601

(All BIG EAST records include Championship games)

## BIG EAST TITLES BY SCHOOL

School	Reg. Season	Champ.	Total
Connecticut	10*	7	17
Georgetown	10*	7	16
Syracuse	10*	5	15
Villanova	8*	4	12
St. John's	5	3	8
Boston College	6*	2	8
Pittsburgh	6*	2	8
Louisville	2	3	5
Seton Hall	2	3	5
Providence	0	2	2
Marquette	1	0	1
Miami	1	0	1
Notre Dame	1*	0	1
West Virginia	0	1	1
Xavier	1	0	1

(Divisional play from 1995-96 to '97-'98 and 2000-01 to 2002-03)

\*Includes Division titles



**Jalen Brunson, Villanova**  
2017-18 Consensus National Player of the Year



**Josh Hart, Villanova**  
2016-17 Consensus All-America First Team



**Doug McDermott, Creighton**  
2013-14 Consensus National Player of the Year





## BIG EAST Hosts Freshmen Fundamentals

The BIG EAST held its fourth annual Freshmen Fundamentals program in September with the conference inviting the incoming men's basketball freshmen from all 10 league teams to New York City for a two-day forum that featured interactive panel discussions and a visit to Madison Square Garden, home of the BIG EAST Tournament. Thirty-two freshmen attended.

Freshmen Fundamentals is designed to assist men's basketball student-athletes in their transition from high school to the high level of BIG EAST basketball. A panel of former players and graduates included Creighton's Doug McDermott, DePaul's Billy Garrett Jr. and Providence's Dickey Simpkins. That panel was hosted by Tarik Turner, a former St. John's guard, who is now an analyst for FOX Sports and a successful business professional.

Other panel topics included Media Training, Player Mental Health and Relationship Management and Safety. The student-athletes heard a presentation from former NBA General Manager Billy King.

The players also visited the 9/11 Memorial in lower Manhattan.



**BIG EAST**  
CONFERENCE



# Villanova Captured Third Tourney Title in Four Years

In a classic BIG EAST Tournament title game, Villanova prevailed over Providence 76-66 in overtime in front of a rocking sellout crowd last March at the World's Most Famous Arena. Villanova has won three of the last four tournament championships.

Mikal Bridges, who nailed a pair of 3-pointers in overtime and finished with 25 points, was named winner of the Dave Gavitt Trophy as the Most Outstanding Player. Alpha Diallo led the Friars with 22 points and 10 rebounds.

Villanova, the No. 2 seed, advanced to the Saturday night final after defeating No. 7 Marquette 94-70 in the quarterfinals and No. 6 Butler 87-68 in the semifinals.

Providence set a tourney record by playing three straight overtime games. The OT journey started when the No. 5 seed Friars beat No. 4 Creighton 72-68 in the quarterfinals. In the semifinals against No. 1 Xavier, PC overcame a 17-point deficit to win 75-72.

Madison Square Garden has been the home of the BIG EAST Tournament since 1983. The Tournament is the longest running postseason championship in college basketball at the same venue.

