




2020-21 MEDIA GUIDE





2020-21 Preseason All-BIG EAST

Preseason All-BIG EAST First Team



Charlie Moore
DePaul



David Duke
Providence



Sandro Mamukelashvili
Seton Hall



Collin Gillespie
Villanova



Jeremiah Robinson-Earl
Villanova

Preseason All-BIG EAST Second Team



Bryce Nze
Butler



James Bouknight
Connecticut



Mitch Ballock
Creighton



Nate Watson
Providence



Justin Moore
Villanova



Paul Scruggs
Xavier

Preseason Player of the Year *Marcus Zegarowski, Creighton*



**Preseason Freshman
of the Year**
Dawson Garcia, Marquette

The BIG EAST Conference



655 Third Avenue, 7th Fl. | New York, N.Y. 10017 | www.bigeast.com

TABLE OF CONTENTS

The BIG EAST Conference Profile	2
BIG EAST Scholar-Athletes of the Year	3
Commissioner Val Ackerman	4
2020-21 BIG EAST Champ Sites & Dates	5
All-Time BIG EAST Champions	6-9
BIG EAST Presidents	10
BIG EAST Directors of Athletics	11
BIG EAST Notebook	12-13
Preseason Honors	14
Preseason Poll	15
2021 BIG EAST Tournament	16

The Teams

Butler Bulldogs	18-21
School Quick Facts	18
Storylines & Schedule	18
Coaching Staff	18
Roster & Statistics	19
Coaching Records	20
2019-20 Results	21
Career Leaders	21
Connecticut Huskies	22-25
Creighton Bluejays	26-29
DePaul Blue Demons	30-33
Georgetown Hoyas	34-37
Marquette Golden Eagles	38-41
Providence Friars	42-45
St. John's Red Storm	46-49
Seton Hall Pirates	50-53
Villanova Wildcats	54-57
Xavier Musketeers	58-61
BIG EAST School Media Contacts	62

2019-20 Year In Review

Final Standings & Postseason Results	64
Award Winners	65
Individual & Team Statistics	66-71
Game Highs and Lows	72-76

BIG EAST Record Book

Single-Game & Single-Season Records	78-80
Top Performances	81-82
Career Leaders	83-87
Annual Leaders	88-93
BIG EAST Coaching Records	94
Championship Results	95-98
All-BIG EAST Honors	99-105
Year-By-Year Standings	106-109
Postseason History	110-125
Postseason Awards	126
All-America Selections	127-128
Postseason Tournament Honors	129
The BIG EAST & The NBA	130-133
Attendance History	134-135
National Polls	136-137
The BIG EAST By Season	138-140

BIG EAST CONFERENCE STAFF

Commissioner	Val Ackerman
Deputy Commissioner/COO	Vince Nicastro
Exec. Senior Associate Commissioner, Men's Basketball	Stu Jackson
Exec. Senior Associate Commissioner, Sport Administration and Championships	Chris Schneider
Sr. Associate Commissioner, Marketing and External Affairs	Nicole Early
Sr. Associate Commissioner, Broadcasting	Rick Gentile
Sr. Associate Commissioner, Sports Media Relations	John Paquette
Sr. Associate Commissioner/SWA, Compliance, Governance Student-Athlete Development	Katie Willett
Associate Commissioner, Women's Basketball and Chief Diversity Officer	Tracy Ellis-Ward
Associate Commissioner, Finance and Budget	Kevin Flanagan
Assistant Commissioner, Media Relations and Digital Network Services	Pamela Flenke
Assistant Commissioner, Olympic Sports and Marketing Communications	Kristin Quinn
Assistant Commissioner, Men's Basketball Operations	Michael Coyne
Sr. Director of Championships	James Greene
Sr. Director of Championships	Tania Kennedy
Sr. Director of Conference Operations	Barbara Davis
Sr. Director, Digital and Social Media	Bobby Mullen
Sr. Director, Compliance and Membership Services	Michael Sainte
Coordinator, Creative Services	Ben Piascik
Office Manager and Executive Assistant to Commissioner	Genelia Santanelli
Office and Conference Services Assistant	Hanna Wilson
Supervisor of Officials, Men's Basketball	John Cahill
Supervisor of Officials, Women's Basketball	Debbie Williamson
V.P./General Manager BIG EAST Conference Sports Properties, FOX Sports	Jim Prendergast

CREDITS

Editor:	John Paquette
Editorial Assistance:	Kristin Quinn, Pam Flenke
Graphic Design:	Kristin Quinn
Photography:	Mitchell Layton Photography, Porter Binks, Tom Maguire, NBA Photos and school sports information offices.
Special Thanks:	The BIG EAST thanks the sports communications departments of its member schools for their valuable assistance and cooperation.



Fans and media are invited to follow the latest BIG EAST men's basketball news through social media.

The BIG EAST Twitter feed may be accessed @BIGEASTMBB and @BIGEAST.

The conference's official Facebook page is available at [Facebook.com/BIGEASTConference](https://www.facebook.com/BIGEASTConference).

The conference's Instagram page is @BIGEAST.

Follow the conversation at #BIGEASThoops or #MarchToMSG.

The BIG EAST Conference



The 2020-21 academic year will be the eighth since the BIG EAST Conference began a new era by returning to its basketball-centric heritage.

Since the league's reconfiguration in 2013, the BIG EAST has established itself as one of the nation's exceptional Conferences and a leader in collegiate athletics, taking a proactive role on national issues.

Strong leadership is paramount as college athletics continues to face many significant challenges, exacerbated by the Coronavirus pandemic. Dynamic leadership has been a staple of the BIG EAST throughout its history.

Val Ackerman, who previously served as founding President of the WNBA, President of USA Basketball and U.S. representative to the International Basketball Federation (FIBA), was named the BIG EAST's fifth Commissioner in 2013. Under her leadership, the BIG EAST has maintained its reputation for achievement at the highest levels and continued its influence on the national collegiate landscape, with numerous conference and campus administrators currently serving on important NCAA committees. Ackerman is one of the few sports executives who has held leadership positions in both men's and women's sports at the collegiate, professional, national team and international level.

For 2020-21, the BIG EAST has grown to 11 members. The University of Connecticut, a member of the conference from 1979 to 2013, was officially readmitted on July 1, 2020. UConn brings a rich history of academic and athletic excellence, especially in the sport of basketball. The Huskies' women's program won eight of its 11 national championships

as a BIG EAST member. The men's team won three national titles under the BIG EAST umbrella and an additional crown in 2014.

In its sports venues, the BIG EAST has produced 12 national champions over the past seven academic years. Seven BIG EAST teams have captured national titles, including two in men's basketball. BIG EAST student-athletes have won national championships in five individual events.

In the classrooms, 62 BIG EAST athletic programs were recognized in 2019-20 by the NCAA with Public Recognition Awards for outstanding academic achievement in the previous academic year. The BIG EAST ranked third among all Division I conferences in the overall APR rate and has consistently been ranked among the top three since reconfiguration in 2013.

Outside of the arenas and playing fields, the BIG EAST has always adhered to an unwavering commitment to academic integrity, athletic excellence and community service while offering opportunities to help student-athletes to reach their potential as students, athletes and leaders.

In the summer of 2020, the conference launched "BE the Change," a conference-wide advocacy platform that will enable BIG EAST stakeholders to engage on a range of contemporary racial and social justice issues.

In December of 2012, DePaul, Georgetown, Marquette, Providence, St. John's, Seton Hall and Villanova announced their intention to separate from the conference's FBS football-playing schools and form an independent association. The seven schools reached an agreement to retain the BIG EAST name and

assume the conference's long-term pact with Madison Square Garden to host the BIG EAST Men's Basketball Tournament. The schools also announced the addition of three distinguished institutions — Butler, Creighton and Xavier — and forged a landmark, long-term broadcast partnership with FOX Sports. The BIG EAST moved its headquarters from its original location in Providence, R.I., to midtown Manhattan in New York City. The new era officially began on July 1, 2013.

The BIG EAST has been lauded as a longstanding leader in innovative concepts, particularly television, and that reputation continues with the conference's relationship with FOX Sports. The BIG EAST has enjoyed a successful multi-year partnership with FOX Sports and its national cable network FS1. FOX's comprehensive coverage of BIG EAST men's basketball includes the broadcast of all regular-season games on FOX, FS1, or FS2, as well as the BIG EAST Tournament at Madison Square Garden, college basketball's longest-running postseason conference tourney held at the same venue.

BIG EAST institutions are located in eight of the nation's 36 largest media markets, including New York, Chicago, Philadelphia, Washington, D.C., Indianapolis, Hartford/New Haven, Cincinnati and Milwaukee.

FOX Sports platforms carry extensive coverage of women's basketball regular-season play and the BIG EAST Women's Basketball Tournament. Every Olympic sport championship is carried on a network or digital platform.

The BIG EAST has also increased the visibility with the BIG EAST Digital Network (BEDN). In 2014-15, the league became the



The BIG EAST Scholar-Athlete of the Year

first collegiate conference to be hosted on the FOX Sports mobile platform. For the sixth straight year, BEDN has aired live events with an emphasis on women's basketball, soccer and Olympic sport regular-season and championship events.

Founded in 1979 by Dave Gavitt, the former Providence men's basketball coach and athletic director, the BIG EAST Conference became a reality in May of 1979. Providence, St. John's, Georgetown, Syracuse, Seton Hall, Connecticut and Boston College formed the original seven-school alliance, and the conference became an immediate national power in men's basketball. While the composition of the BIG EAST has evolved, the focus of its schools has not changed, reflecting a tradition of emphasizing academic strength and fair play.

To complement its athletic successes, the conference launched BIG EAST Serves in 2014 to align with the service missions of the member institutions. Initiatives housed under the BIG EAST Serves umbrella, the BIG EAST Career Consortium and the national partnership with the It's On Us campaign against campus sexual assaults, reflect the conference's commitment to developing the complete BIG EAST student-athlete and making a positive contribution to campus communities. The BIG EAST hosts a Well Being Forum online series to help provide institutional personnel with information, insights and basic training so they

can better support the mental and physical health of their student-athletes.

Commissioner Ackerman and the BIG EAST have taken a leadership role in Sport at the Service of Humanity, an initiative created by the Vatican's Pontifical Council for Culture to focus on how sport and faith can drive positive social change. Ackerman was a delegate at the inaugural Vatican conference and has served on an advisory committee to develop the framework and content for the initiative.

The BIG EAST hosts Freshmen Fundamentals, a unique program designed to assist men's basketball student-athletes in the transition from high school to college and the elite level of BIG EAST basketball. The league hosts Transition Game for women's basketball, which assists women's basketball student-athletes in the transition from college player to emerging professional on and off the court.

The conference crowns champions in 22 sports. In men's basketball, all 10 teams participated in the postseason for the first time in conference history in 2019. Men's basketball teams have earned 32 NCAA invitations in six years (2014-2019), averaging 5.3 per season.

BIG EAST men's basketball programs have enjoyed extraordinary success. Villanova has won NCAA Championships in 2018, 2016 and 1985. Georgetown and Marquette also have won the national title. Butler, DePaul, Providence, St. John's and Seton Hall have all

made the Final Four. The BIG EAST placed three men's basketball teams in the 1985 Final Four — Georgetown, St. John's and Villanova—still the only time this has occurred in NCAA history.

The BIG EAST has achieved recent success in other sports as well. The Georgetown men's soccer team won the 2019 NCAA title. A BIG EAST team has won the NCAA women's cross country championship four of the last 11 years (Villanova twice, Providence and Georgetown once), with one runner-up finish (Providence). Georgetown's women's soccer team reached the College Cup in 2018 and 2016. As an affiliate member in field hockey, Connecticut has won three national championships in seven years. Denver, an affiliate member in men's lacrosse, won the NCAA crown in 2015.

In the 41 years since the original league opened its doors, BIG EAST teams have won 42 national championships in eight different sports with 145 student-athletes winning individual national titles in the league's history.

BASKETBALL SCHOLAR-ATHLETES OF THE YEAR

The BIG EAST Basketball Scholar-Athlete of the Year award is one of a number of scholarships presented by the BIG EAST Conference during the academic year. The conference names a winner in men's and women's basketball each year. The winners are chosen by the BIG EAST Academic Affairs Committee.

2020	Kamar Baldwin, Butler; Chante Stonewall, DePaul	2002	Carlton Carter, Virginia Tech; Nicole Conway, Boston College
2019	Michael Nzei, Seton Hall; Allazia Blockton, Marquette	2001	Ruben Boumtje Boumtje, Georgetown; Ruth Riley, Notre Dame
2018	Jalen Brunson, Villanova; Allazia Blockton, Marquette	2000	Lavor Postell, St. John's; Cal Bouchard, Boston College
2017	Billy Garrett Jr., DePaul; Brooke Schulte, DePaul	1999	Rob Hodgson, Rutgers; Rebecca Burbridge, West Virginia
2016	Kellen Dunham, Butler; Megan Podkowa, DePaul	1998	Pat Garrity, Notre Dame; Raquel Nurse, Syracuse
2015	Alex Barlow, Butler; Brittany Hrynko, DePaul	1997	Ya Ya Dia, Georgetown; Kristyn Cook, Syracuse
2014	Alex Barlow, Butler; Katherine Plouffe, Marquette	1996	Adrian Griffin, Seton Hall; Jennifer Rizzotti, Connecticut
2013	Peyton Siva, Louisville; Anna Martin, DePaul	1995	Marc Molinsky, Boston College; Rebecca Lobo, Connecticut
2012	Tim Abromaitis, Notre Dame; Da'Shena Stevens, St. John's	1994	Arturas Karnishovas, Seton Hall; Rebecca Lobo, Connecticut
2011	Tim Abromaitis, Notre Dame; Maya Moore, Connecticut	1993	Arturas Karnishovas, Seton Hall; Erin Kenneally, Syracuse
2010	Tim Abromaitis, Notre Dame; Maya Moore, Connecticut	1992	Darren Morningstar, Pittsburgh; Wendy Davis, Connecticut
2009	Alex Ruoff, West Virginia; Jill Stephens, Cincinnati	1991	Greg Woodard, Villanova; Carla Wenger, Boston College
2008	Ted Talkington, West Virginia; Allie Quigley, DePaul	1990	Stephen Thompson, Syracuse; Angela Alston, Syracuse
2007	Aaron Gray, Pittsburgh; Jenna Rubino, DePaul	1989	Ramon Ramos, Seton Hall; Geraldine Saintilus, Seton Hall
2006	Johannes Herber, West Virginia; Megan Duffy, Notre Dame	1988	Mark Plansky, Villanova; Vera Jones, Syracuse
2005	Craig Forth, Syracuse; Ashley Bush, Seton Hall	1987	Harold Jensen, Villanova; Kathy Sweet, Boston College
2004	Emeka Okafor, Connecticut; Courtney Mix, Villanova	1986	Ron Rowan, St. John's; Joannie Powers, Providence
2003	Emeka Okafor, Connecticut; Alicia Ratay, Notre Dame	1985	Michael Moses, St. John's; Leigh Curl, Connecticut

Val Ackerman



VAL ACKERMAN was named the fifth Commissioner of the BIG EAST Conference on June 26, 2013. She was the founding President of the Women's National Basketball Association (WNBA) and is a past President of USA Basketball, which oversees the U.S. men's and women's Olympic basketball program. She has had a long and accomplished career in the sports industry and is one of the few sports executives who has held leadership positions in both men's and women's sports at the collegiate, professional, national team and international levels.

While at the helm of the BIG EAST, Val has presided over the re-birth of the conference following the decision in 2012 of seven then-current BIG EAST schools (DePaul, Georgetown, Marquette, Providence, St. John's, Seton Hall and Villanova) to separate from the original BIG EAST Conference and align with Butler, Creighton and Xavier to form the present configuration. She led the move of the conference office to its current location in New York City and has managed the BIG EAST's fruitful partnerships with FOX Sports, which provides wall-to-wall coverage annually of BIG EAST men's basketball on FOX, FS1 and FS2, and with Madison Square Garden, host of the conference's men's basketball tournament since 1983. Val also led the negotiations which resulted in the return to the BIG EAST of the University of Connecticut, one of the conference's charter members, effective July 1, 2020.

Following its return to its basketball-centric heritage, the BIG EAST has continued its national excellence in the sport over the past seven years, with nine of the league's 10 men's basketball programs receiving NCAA tournament bids and Villanova winning the national championship in 2016 and 2018. Other BIG EAST team athletics accomplishments since reconfiguration include national titles for Providence in women's cross country in 2013 and for

Georgetown in men's soccer in 2019. Conference initiatives launched under Val's leadership include the BIG EAST Digital Network, which carries more than 200 live sports contests annually; BIG EAST Serves, the conference's student-athlete development and community service platform; non-conference men's basketball scheduling challenges with the Big Ten and the Big 12 Conferences; an officiating alliance with the Atlantic Coast Conference and seven other Division I conferences; the annual BIG EAST Student-Athlete Well-Being Forum, which provides guidance on a wide range of student-athlete wellness matters; a conference-wide e-sports initiative; and Freshmen Fundamentals and Transition Game, league-wide programs designed to assist men's and women's basketball student-athletes, respectively, in their endeavors off the court.

Val attended the University of Virginia as one of the school's first female student-athlete scholarship recipients. She was a four-year starter, three-time captain and two-time Academic All-American for the Cavaliers' women's basketball team and the first 1,000-point scorer in the program's history. She graduated with high distinction with a degree in political and social thought in 1981 and played one year of professional basketball in France before earning a law degree from UCLA in 1985.

Val started her legal career as a corporate and banking associate at the New York law firm of Simpson Thacher & Bartlett and joined the National Basketball Association as a staff attorney in 1988. She was as an executive at the NBA for eight years, serving as Special Assistant to NBA Commissioner David Stern and Director (and later) Vice President of Business Affairs before being named the WNBA's first President in 1996. She guided the league to a much-heralded launch in 1997 and headed its day-to-day operations for its first eight seasons.

In 2005, Val was elected President of USA Basketball for the 2005-08 term, leading the organization to an overall competitive record of 222-23 and gold medal performances by the U.S. men's and women's basketball teams at the 2008 Olympics in Beijing. She was one of the NBA's original appointees to the USA Basketball Board of Directors in 1989 and served as an organizational liaison with USAB during the early years of NBA participation in FIBA competitions, including the 1992 and 1996 Olympics and 1994 World Championships. A USA Basketball Board member for 23 years, Val played a key role in the long-standing success of the U.S. women's national basketball team program, which during her term won gold medals at the 1998, 2002 and 2010 FIBA World Championships and the 1996, 2000, 2004, 2008 and 2012 Olympic Games. In 2013, Val was named the recipient of USA Basketball's Edward S. Steitz Award, which recognizes outstanding contributions

in international basketball.

Val served two terms (2006-10 and 2010-2014) as the U.S. representative for men's and women's basketball on the Central Board of the International Basketball Federation (FIBA), the sport's world governing body. She was a member of FIBA's Competition Commission and served on the Central Board of FIBA Americas.

Val is currently on the Board of Directors of Women Leaders in College Sports, which recognized her as Conference Administrator of the Year in 2018. She is also on the Board of Directors of the Women's Basketball Hall of Fame, which inducted her as a contributor in 2011, and is a Lifetime Trustee of the Naismith Memorial Basketball Hall of Fame, which presented her with the John Bunn Lifetime Achievement Award in 2008. She has done consulting work for the National Hockey League, which she assisted in 2011 in formulating a long-term plan to support women's ice hockey, and the NCAA, for which she prepared a comprehensive white paper in 2013 on growth strategies for women's college basketball. She also worked as a free-lance columnist for espnw.com, where she authored a series of articles on the subject of women and sports and participated as a member of the inaugural espnw Advisory Board.

Val's accomplishments in the sports business have earned her numerous awards, including the University of Virginia's Distinguished Alumna Award; the March of Dimes Sports Achievement Award; induction into the GTE Academic All-America Hall of Fame; the Girls Scouts of America National Women of Distinction Juliette Award; the NOW Legal Defense and Education Fund Equal Opportunity Award; inclusion on the Atlantic Coast Conference's 50th Anniversary Women's Basketball team; induction into the International Scholar-Athlete Hall of Fame; the Women's Basketball Coaches Association President's Citation; the NCAA Silver Anniversary Award; the International Olympic Committee Women and Sport Achievement Diploma; the Sports Business Journal Champions in Sports Business Award; inclusion as a Women's Sports Foundation/espnw 40 for 40 Honoree; induction into the National Consortium for Academics and Sports Hall of Fame; the Women in Sports and Events (WISE) 20th Anniversary Women of Distinction Award; the Arthur Ashe Institute for Urban Health Sports Ball Award; the Marquette School of Law Master of the Game Award; and the Emily Couric Leadership Award.


In 2016, Val received the Women's Sports Foundation's Billie Jean King Contribution Award for significant contributions to the development and advancement of women's sports.

Val is married to Charlie Rappaport, a retired tax partner of Simpson Thacher & Bartlett. They have two daughters, Emily (a 2014 graduate of Yale) and Sally (a 2017 graduate of Wesleyan).

2020-2021 BIG EAST Championships

BIG EAST 2020-21 CHAMPIONSHIP SITES & DATES

Sport	Host	Championship Dates	Championship Site
Men's Cross Country	BIG EAST	March 5	Van Cortlandt Park, Bronx, N.Y.
Women's Cross Country	BIG EAST	March 5	Van Cortlandt Park, Bronx, N.Y.
Women's Soccer	Providence	April 14, 17	Anderson Stadium, Providence, R.I.
Field Hockey	Villanova	April 22-24	Proving Grounds, Conshohocken, Pa.
Men's Soccer	Higher Seed	November 14, 17	Higher Seed
Volleyball	Creighton	March 31, April 1	D.J. Sokol Arena, Omaha, Neb.
Men's Swimming & Diving	BIG EAST	April 7-10	Spire Institute, Geneva, Ohio
Women's Swimming & Diving	BIG EAST	April 7-10	Spire Institute, Geneva, Ohio
Men's Indoor Track & Field	BIG EAST	<i>Cancelled</i>	
Women's Indoor Track & Field	BIG EAST	<i>Cancelled</i>	
Women's Basketball	BIG EAST	March 5-8	Mohegan Sun Arena, Uncasville, Conn.
Men's Basketball	BIG EAST	March 10-13	Madison Square Garden, New York, N.Y.
Men's Tennis	BIG EAST	April 22-26	Cayce Tennis & Fitness Center, Cayce, S.C.
Women's Tennis	BIG EAST	April 22-26	Cayce Tennis & Fitness Center, Cayce, S.C.
Women's Golf	BIG EAST	April 23-25	Callawassie Island GC, Okatie, S.C.
Men's Golf	BIG EAST	April 30-May 2	Callawassie Island GC, Okatie, S.C.
Women's Lacrosse	Georgetown	May 6, 8	Multi-Sport Field, Washington D.C.
Men's Lacrosse	Providence	May 6-8	Anderson Stadium, Providence, R.I.
Softball	BIG EAST	May 13-15	TBD
Men's Outdoor Track & Field	UConn	May 14-15	George J. Sherman Family Sports Complex, Storrs, Conn.
Women's Outdoor Track & Field	UConn	May 14-15	George J. Sherman Family Sports Complex, Storrs, Conn.
Baseball	Xavier	May 27-30	Prasco Park, Mason, Ohio



All-time BIG EAST Champions

A year-by-year and sport-by-sport list of BIG EAST champions since the conference's inception in the 1979-80 academic year. Teams listed are those that won the respective BIG EAST postseason tournament or event with the following exceptions: men's lacrosse champions are based on regular-season standings in 2010 and 2011; women's lacrosse champions are based on regular-season standings from 2001-06. In 2020, all spring sport championships as well as the men's basketball tournament were cancelled.

Baseball

1985	St. John's
1986	St. John's
1987	Seton Hall
1988	St. John's
1989	Villanova
1990	Connecticut
1991	Villanova
1992	Providence
1993	St. John's
1994	Connecticut
1995	Pittsburgh
1996	West Virginia
1997	St. John's
1998	Rutgers
1999	Providence
2000	Rutgers
2001	Seton Hall
2002	Notre Dame
2003	Notre Dame
2004	Notre Dame
2005	Notre Dame
2006	Notre Dame
2007	Rutgers
2008	Louisville
2009	Louisville
2010	St. John's
2011	Seton Hall
2012	St. John's
2013	Connecticut
2014	Xavier
2015	St. John's
2016	Xavier
2017	Xavier
2018	St. John's
2019	Creighton
2020	<i>None</i>

Totals: St. John's 9, Notre Dame 5, Rutgers 3, Seton Hall 3, Connecticut 3, Xavier 3, Louisville 2, Villanova 2, Creighton 1, West Virginia 1, Pittsburgh 1.

Men's Basketball

1980	Georgetown
1981	Syracuse
1982	Georgetown
1983	St. John's
1984	Georgetown
1985	Georgetown
1986	St. John's
1987	Georgetown
1988	Syracuse
1989	Georgetown
1980	Connecticut
1991	Seton Hall
1992	Syracuse
1993	Seton Hall
1994	Providence
1995	Villanova
1996	Connecticut
1997	Boston College
1998	Connecticut
1999	Connecticut
2000	St. John's
2001	Boston College
2002	Connecticut
2003	Pittsburgh
2004	Connecticut
2005	Syracuse
2006	Syracuse
2007	Georgetown
2008	Pittsburgh
2009	Louisville
2010	West Virginia
2011	Connecticut
2012	Louisville
2013	Louisville
2014	Providence
2015	Villanova
2016	Seton Hall
2017	Villanova
2018	Villanova
2019	Villanova
2020	<i>None</i>

Totals: Georgetown 7, Connecticut 6, Syracuse 5, Villanova 5, St. John's 3, Louisville 3, Seton Hall 3, Boston College 2, Pittsburgh 2, Providence 2, West Virginia 1.

Women's Basketball

1983	St. John's
1984	St. John's
1985	Syracuse
1986	Villanova
1987	Villanova
1988	St. John's
1989	Connecticut
1990	Providence
1991	Connecticut
1992	Miami
1993	Miami
1994	Connecticut
1995	Connecticut
1996	Connecticut
1997	Connecticut
1998	Connecticut
1999	Connecticut
2000	Connecticut
2001	Connecticut
2002	Connecticut
2003	Villanova
2004	Boston College
2005	Connecticut
2006	Connecticut
2007	Rutgers
2008	Connecticut
2009	Connecticut
2010	Connecticut
2011	Connecticut
2012	Connecticut
2013	Notre Dame
2014	DePaul
2015	DePaul
2016	St. John's
2017	Marquette
2018	DePaul
2019	DePaul
2020	DePaul

Totals: Connecticut 18, DePaul 5, St. John's 4, Villanova 3, Miami 2, Marquette 1, Notre Dame 1, Rutgers 1, Syracuse 1, Providence 1, Boston College 1.

Men's Cross Country

1979	Providence
1980	Providence
1981	Providence
1982	Providence
1983	Villanova
1984	Providence
1985	Providence
1986	Georgetown
1987	Georgetown
1988	Providence
1989	Georgetown
1990	Providence
1991	Providence
1992	Providence
1993	Villanova
1994	Georgetown
1995	Providence
1996	Providence
1997	Notre Dame
1998	Providence
1999	Notre Dame
2000	Providence
2001	Notre Dame
2002	Villanova
2003	Georgetown
2004	Notre Dame
2005	Notre Dame
2006	Providence
2007	Louisville
2008	Georgetown
2009	Syracuse
2010	Syracuse
2011	Villanova
2012	Syracuse
2013	Villanova
2014	Villanova
2015	Georgetown
2016	Georgetown
2017	Georgetown
2018	Georgetown
2019	Villanova

Totals: Providence 15, Georgetown 10, Villanova 7, Notre Dame 5, Syracuse 3, Louisville 1.

Women's Cross Country

1982	Boston College
1983	Boston College
1984	Villanova
1985	Boston College
1986	Villanova
1987	Villanova
1988	Georgetown
1989	Villanova
1990	Villanova
1991	Villanova
1992	Villanova
1993	Villanova
1994	Villanova
1995	Providence
1996	Providence
1997	Providence
1998	Villanova
1999	Georgetown
2000	Boston College
2001	Georgetown
2002	Notre Dame
2003	Notre Dame
2004	Providence
2005	Notre Dame
2006	Providence
2007	West Virginia
2008	Villanova
2009	Villanova
2010	Villanova
2011	Villanova
2012	Georgetown
2013	Providence
2014	Georgetown
2015	Providence
2016	Providence
2017	Villanova
2018	Villanova
2019	Butler

Totals: Villanova 16, Providence 8, Georgetown 5, Boston College 4, Notre Dame 3, Butler 1, West Virginia 1.

All-time BIG EAST Champions

Field Hockey

1989	Providence
1990	Villanova
1991	Providence
1992	Connecticut
1993	Syracuse
1994	Boston College
1995	Syracuse
1996	Connecticut
1997	Boston College
1998	Connecticut
1999	Connecticut
2000	Connecticut
2001	Syracuse
2002	Connecticut
2003	Boston College
2004	Connecticut
2005	Connecticut
2006	Connecticut
2007	Connecticut
2008	Syracuse
2009	Connecticut
2010	Syracuse
2011	Syracuse
2012	Connecticut
2013	Connecticut
2014	Connecticut
2015	Connecticut
2016	Connecticut
2017	Connecticut
2018	Connecticut
2019	Connecticut

Totals: Connecticut 19, Syracuse 6, Boston College 3, Providence 2, Villanova 1.

Rowing

2004	Notre Dame
2005	Notre Dame
2006	Notre Dame
2007	Notre Dame
2008	Notre Dame
2009	Notre Dame
2010	Notre Dame
2011	Notre Dame
2012	Notre Dame
2013	Notre Dame

Totals: Notre Dame 10.

Men's Golf

1979	St. John's
1980	Providence
1981	St. John's
1982	St. John's
1983	St. John's
1984	St. John's
1985	Villanova
1986	St. John's
1987	St. John's
1988	St. John's
1989	St. John's
1990	Villanova
1991	Miami
1992	Seton Hall
1993	Providence
1994	Connecticut
1995	Notre Dame
1996	Notre Dame
1997	Notre Dame
1998	Georgetown
2000	Seton Hall
2001	Virginia Tech
2002	Virginia Tech
2003	Virginia Tech
2004	Notre Dame
2005	Notre Dame
2006	Notre Dame
2007	Louisville
2008	Marquette
2009	Louisville
2010	Georgetown
2011	Notre Dame
2012	Notre Dame
2013	USF
2014	St. John's
2015	Marquette
2016	Georgetown
2017	Marquette
2018	Georgetown
2019	Marquette
2020	None

Totals: St. John's 10, Notre Dame 8, Georgetown 4, Marquette 4, Virginia Tech 3, Louisville 2, Providence 2, Seton Hall 2, Villanova 2, Connecticut 1, Miami 1, USF 1.

Women's Golf

2003	Notre Dame
2004	Notre Dame
2005	St. John's
2006	Louisville
2007	Louisville
2008	Notre Dame
2009	Louisville
2010	Louisville
2011	Notre Dame
2012	USF
2013	Notre Dame
2014	Seton Hall
2015	Seton Hall
2016	Seton Hall
2017	Georgetown
2018	Georgetown
2019	Xavier
2020	None

Totals: Notre Dame 5, Louisville 4, Seton Hall 3, Georgetown 2, St. John's 1, USF 1, Xavier 1.

Men's Lacrosse

2010	Syracuse
2011	Syracuse
2012	Syracuse
2013	Syracuse
2014	Denver
2015	Denver
2016	Marquette
2017	Marquette
2018	Georgetown
2019	Georgetown
2020	None

Totals: Syracuse 4, Denver 2, Marquette 2, Georgetown 2.

Women's Lacrosse

2001	Georgetown
2002	Georgetown
2003	Georgetown
2004	Georgetown
2005	Georgetown
2006	Georgetown
	Syracuse
2007	Syracuse
2008	Syracuse
2009	Notre Dame
2010	Georgetown
2011	Loyola
2012	Loyola
2013	Syracuse
2014	Louisville
2015	Florida
2016	Florida
2017	Florida
2018	Florida
2019	Georgetown
2020	None

Totals: Georgetown 8, Florida 4, Syracuse 4, Loyola 2, Notre Dame 1, Louisville 1.

Men's Soccer

1982	Syracuse
1983	Connecticut
1984	Connecticut
1985	Syracuse
1986	Seton Hall
1987	Seton Hall
1988	Seton Hall
1989	Connecticut
1990	Boston College
1991	Seton Hall
1992	St. John's
1993	St. John's
1994	St. John's
1995	St. John's
1996	Notre Dame
1997	Rutgers
1998	St. John's
1999	Connecticut
2000	Boston College
2001	St. John's
2002	Boston College
2003	Notre Dame
2004	Connecticut
2005	Connecticut
2006	St. John's
2007	Connecticut
2008	USF
2009	St. John's
2010	Louisville
2011	St. John's
2012	Notre Dame
2013	Marquette
2014	Providence
2015	Georgetown
2016	Butler
2017	Georgetown
2018	Georgetown
2019	Georgetown

Totals: St. John's 9, Connecticut 7, Seton Hall 4, Georgetown 4, Boston College 3, Notre Dame 3, Syracuse 2, Butler 1, Marquette 1, Providence 1, Louisville 1, Rutgers 1, USF 1.

Women's Soccer

1993	Providence
1994	St. John's
1995	Notre Dame
1996	Notre Dame
1997	Notre Dame
1998	Notre Dame
1999	Notre Dame
2000	Notre Dame
2001	Notre Dame
2002	Connecticut
2003	Villanova
2004	Connecticut
2005	Notre Dame
2006	Notre Dame
2007	West Virginia
2008	Notre Dame
2009	Notre Dame
2010	West Virginia
2011	West Virginia
2012	Marquette
2013	Marquette
2014	DePaul
2015	Butler
2016	Georgetown
2017	Georgetown
2018	Georgetown
2019	Xavier

Totals: Notre Dame 11, Georgetown 3, West Virginia 3, Connecticut 2, Marquette 2, Providence 1, St. John's 1, Villanova 1, DePaul 1, Butler 1, Xavier 1.

All-time BIG EAST Champions

Softball

1990	Connecticut
1991	Connecticut
1992	Connecticut
1993	Connecticut
1994	Providence
1995	Connecticut
1996	Connecticut
1997	Boston College
1998	Boston College
1999	Notre Dame
2000	Notre Dame
2001	Connecticut
2002	Notre Dame
2003	Notre Dame
2004	Seton Hall
2005	Seton Hall
2006	Notre Dame
2007	Louisville
2008	DePaul
2009	Notre Dame
2010	Syracuse
2011	Syracuse
2012	Louisville
2013	USF
2014	DePaul
2015	St. John's
2016	Butler
2017	DePaul
2018	DePaul
2019	DePaul
2020	<i>None</i>

Totals: Connecticut 7, Notre Dame 6, DePaul 5, Louisville 2, Seton Hall 2, Syracuse 2, St. John's 1, Butler 1, USF 1, Providence 1.

Men's Swimming & Diving

1980	Syracuse
1981	Villanova
1992	Syracuse
1983	Pittsburgh
1984	Pittsburgh
1985	Pittsburgh
1986	Pittsburgh
1987	Pittsburgh
1988	Pittsburgh
1989	Pittsburgh
1990	Pittsburgh
1991	Pittsburgh
1992	Pittsburgh
1993	Villanova
1994	Pittsburgh
1995	Miami
1996	Syracuse
1997	Pittsburgh
1998	Pittsburgh
1999	Pittsburgh
2000	Pittsburgh
2001	Pittsburgh
2002	Pittsburgh
2003	Pittsburgh
2004	Pittsburgh
2005	Notre Dame
2006	Notre Dame
2007	West Virginia
2008	Notre Dame
2009	Notre Dame
2010	Louisville
2011	Louisville
2012	Notre Dame
2013	Notre Dame
2014	Xavier
2015	Xavier
2016	Xavier
2017	Seton Hall
2018	Seton Hall
2019	Xavier
2020	Xavier

Totals: Pittsburgh 19, Notre Dame 6, Xavier 5, Syracuse 3, Seton Hall 2, Villanova 2, Louisville 2, West Virginia 1, Miami 1.

Women's Swimming & Diving

1983	Pittsburgh
1984	Pittsburgh
1985	Pittsburgh
1986	Pittsburgh
1987	Pittsburgh
1988	Pittsburgh
1989	Pittsburgh
1990	Pittsburgh
1991	Pittsburgh
1992	Villanova
1993	Villanova
1994	Villanova
1995	Villanova
1996	Villanova
1997	Notre Dame
1998	Notre Dame
1999	Notre Dame
2000	Notre Dame
2001	Notre Dame
2002	Notre Dame
2003	Notre Dame
2004	Notre Dame
2005	Notre Dame
2006	Notre Dame
2007	Notre Dame
2008	Notre Dame
2009	Notre Dame
2010	Notre Dame
2011	Louisville
2012	Louisville
2013	Louisville
2014	Villanova
2015	Villanova
2016	Villanova
2017	Villanova
2018	Villanova
2019	Villanova
2020	Villanova

Totals: Notre Dame 14, Villanova 12, Pittsburgh 9, Louisville 3.

Men's Tennis

1979	Boston College
1980	St. John's
1981	Boston College
1982	Boston College
1983	Boston College
1984	Boston College
1985	Boston College
1986	Boston College
1987	Boston College
1988	Boston College
1989	Georgetown
1990	Boston College
1991	St. John's
1993	Miami
1994	Miami
1995	Miami
1996	Notre Dame
1997	Miami
1998	Miami
1999	Notre Dame
2000	Miami
2001	Miami
2002	Notre Dame
2003	Miami
2004	Notre Dame
2005	Notre Dame
2006	Louisville
2007	Notre Dame
2008	Notre Dame
2009	USF
2010	Louisville
2011	Louisville
2012	Louisville
2013	Notre Dame
2014	St. John's
2015	St. John's
2016	St. John's
2017	Butler
2018	Marquette
2019	St. John's
2020	<i>None</i>

Totals: Boston College 10, Miami 8, Notre Dame 8, St. John's 6, Louisville 4, Marquette 1, Georgetown 1, USF 1, Butler 1.

Women's Tennis

1982	Syracuse
1983	Boston College
1984	Syracuse
1985	Syracuse
1986	Boston College
1987	Boston College
1988	Boston College
1989	Boston College
1990	Boston College
1991	Miami
1992	Miami
1993	Miami
1995	Miami
1996	Notre Dame
1997	Notre Dame
1998	Miami
1999	Notre Dame
2000	Miami
2001	Notre Dame
2002	Miami
2003	Notre Dame
2004	Miami
2005	Notre Dame
2006	Notre Dame
2007	USF
2008	Notre Dame
2009	Notre Dame
2010	Notre Dame
2011	Notre Dame
2012	Notre Dame
2013	Notre Dame
2014	DePaul
2015	DePaul
2016	Xavier
2017	DePaul
2018	St. John's
2019	DePaul
2020	<i>None</i>

Totals: Notre Dame 13, Miami 8, Boston College 6, DePaul 4, Xavier 1, St. John's 1, USF 1, Syracuse 1.

All-time BIG EAST Champions

Men's Indoor Track & Field

1980	Connecticut
1981	Seton Hall
1982	Seton Hall
1983	Villanova
1984	Seton Hall
1985	Villanova
1986	Villanova
1987	Pittsburgh
1988	Georgetown
1989	Georgetown
1990	Georgetown
1991	Georgetown
1992	Syracuse
1993	Seton Hall
1994	Georgetown
1995	Georgetown
1996	Georgetown
1997	Connecticut
1998	Georgetown
1999	Georgetown
2000	Georgetown
2001	Georgetown
2002	Connecticut
2003	Notre Dame
2004	Connecticut
2005	Notre Dame
2006	Connecticut
2007	Notre Dame
2008	Connecticut
2009	Connecticut
2010	Notre Dame
2011	Connecticut
2012	Notre Dame
2013	Connecticut
2014	Villanova
2015	Villanova
2016	Villanova
2017	DePaul
2018	Villanova
2019	Villanova
2020	Villanova

Totals: Georgetown 11, Connecticut 9, Villanova 8, Notre Dame 5, Seton Hall 4, Pittsburgh 1, Syracuse 1, DePaul 1.

Women's Indoor Track & Field

1983	Villanova
1984	Villanova
1985	Villanova
1986	Villanova
1987	Villanova
1988	Villanova
1989	Pittsburgh
1990	Villanova
1991	Villanova
1992	Georgetown
1993	Villanova
1994	Seton Hall
1995	Georgetown
1996	Georgetown
1997	Villanova
1998	Georgetown
1999	Pittsburgh
2000	Villanova
2001	Georgetown
2002	Notre Dame
2003	Miami
2004	Miami
2005	Pittsburgh
2006	Notre Dame
2007	Georgetown
2008	Connecticut
2009	Connecticut
2010	Villanova
2011	Louisville
2012	Georgetown
2013	Notre Dame
2014	Villanova
2015	Villanova
2016	Marquette
2017	Marquette
2018	Villanova
2019	Villanova
2020	Villanova

Totals: Villanova 16, Georgetown 7, Pittsburgh 3, Notre Dame 3, Connecticut 2, Marquette 2, Miami 2, Louisville 1, Seton Hall 1.

Men's Outdoor Track & Field

1981	Villanova
1982	Connecticut
1983	Villanova
1984	Villanova
1985	Villanova
1986	Villanova
1987	St. John's
1988	Georgetown
1989	Pittsburgh
1990	Georgetown
1991	Georgetown
1992	Georgetown
1993	Georgetown
1994	Pittsburgh
1995	Georgetown
1996	Georgetown
1997	Georgetown
1998	Georgetown
1999	Georgetown
2000	Notre Dame
2001	Georgetown
2002	Connecticut
2003	Notre Dame
2004	Notre Dame
2005	Rutgers
2006	Notre Dame
2007	Louisville
2008	Notre Dame
2009	Notre Dame
2010	Notre Dame
2011	Connecticut
2012	Notre Dame
2013	Connecticut
2014	Villanova
2015	Villanova
2016	Marquette
2017	DePaul
2018	Marquette
2019	Villanova
2020	None

Totals: Georgetown 11, Villanova 8, Notre Dame 8, Connecticut 4, St. John's 2, Marquette 2, Pittsburgh 2, Louisville 1, Rutgers 1, DePaul 1.

Women's Outdoor Track & Field

1983	Villanova
1984	Villanova
1985	Villanova
1986	Connecticut
1987	Villanova
1988	Villanova
1989	Villanova
1990	Pittsburgh
1991	Pittsburgh
1992	Georgetown
1993	Seton Hall
1994	Pittsburgh
1995	Connecticut
1996	Georgetown
1997	Villanova
1998	Miami
1999	Miami
2000	Villanova
2001	Miami
2002	Miami
2003	Miami
2004	Miami
2005	Pittsburgh
2006	Pittsburgh
2007	Notre Dame
2008	Louisville
2009	Louisville
2010	Louisville
2011	Louisville
2012	Louisville
2013	Notre Dame
2014	Villanova
2015	Villanova
2016	Marquette
2017	Marquette
2018	Villanova
2019	Villanova
2020	None


Totals: Villanova 12, Miami 6, Louisville 5, Pittsburgh 5, Connecticut 2, Georgetown 2, Notre Dame 2, Marquette 1, Seton Hall 1.

Women's Volleyball

1982	Pittsburgh
1983	Providence
1984	Pittsburgh
1985	Providence
1986	Pittsburgh
1987	Providence
1988	Pittsburgh
1989	Pittsburgh
1990	Pittsburgh
1991	Pittsburgh
1992	Pittsburgh
1993	Pittsburgh
1994	Pittsburgh
1995	Notre Dame
1996	Notre Dame
1997	Notre Dame
1998	Notre Dame
1999	Georgetown
2000	Notre Dame
2001	Notre Dame
2002	Notre Dame
2003	Pittsburgh
2004	Notre Dame
2005	Notre Dame
2006	Louisville
2007	St. John's
2008	Louisville
2009	Louisville
2010	Louisville
2011	Cincinnati
2012	Louisville
2013	Marquette
2014	Creighton
2015	Creighton
2016	Creighton
2017	Creighton
2018	Creighton
2019	St. John's

Totals: Pittsburgh 11, Notre Dame 9, Creighton 5, Louisville 5, Providence 3, St. John's 2, Marquette 1, Cincinnati 1, Georgetown 1.

BIG EAST Presidents



James Danko
Butler University



Thomas C. Katsouleas
University of Connecticut



Rev. Daniel Hendrickson, S.J., Ph.D.
Creighton University



Dr. A. Gabriel Esteban
DePaul University



John J. DeGioia, Ph.D.
Georgetown University



Dr. Michael R. Lovell
Marquette University



Rev. Kenneth R. Sicard, O.P.
Providence College




Conrado Gempesaw, Ph.D.
St. John's University



Dr. Joseph E. Nyre
Seton Hall University



Rev. Peter M. Donahue, O.S.A.
Villanova University



Michael J. Graham, S.J.
Xavier University

BIG EAST Athletic Directors



Barry Collier
Butler University



David Benedict
University of Connecticut



Bruce Rasmussen
Creighton University



DeWayne Peevy
DePaul University



Lee Reed
Georgetown University



Bill Scholl
Marquette University



Robert Driscoll, Jr.
Providence College



Mike Cragg
St. John's University



Bryan Felt
Seton Hall University



Mark Jackson
Villanova University



Greg Christopher
Xavier University

BIG EAST Notebook

MULTIPLE BIG EAST TEAMS WERE POISED FOR 2020 POSTSEASON

Before the 2020 NCAA Tournament was canceled, several BIG EAST teams appeared primed for NCAA invitations. Most of the national bracketologists had six or seven league teams headed to the NAAs. In the final NCAA NET rankings, five BIG EAST teams were in the top 26 and seven were among the top 47, so some high tournament seeds looked to be on the horizon.

CREIGHTON, VILLANOVA, SETON HALL SHARED REGULAR-SEASON TITLE

For the first time since 2012-13, the BIG EAST had a three-way tie for its regular-season crown. Creighton, Villanova and Seton Hall finished at the top with 13-5 league records. On the final day of the regular season, the Bluejays forced the three-way tie when they defeated the Pirates 77-60 while Villanova was slipping past Georgetown 70-69. Creighton would have played the BIG EAST Tournament as the top seed with Villanova second and Seton Hall third. For the Bluejays, it was their first regular-season crown. It was the sixth title over the past seven years for the Wildcats and the first for the Pirates since 1992-93.

SETON HALL'S POWELL, MARQUETTE'S HOWARD NAMED CONSENSUS ALL-AMERICANS

Myles Powell of Seton Hall and Markus Howard of Marquette are Consensus All-Americans, which is a compilation of the all-America teams by Associated Press, USBWA, NABC and Sporting News. It's the first time the BIG EAST has had two consensus all-America picks since 2009-10 when Villanova's Scottie Reynolds and Syracuse's Wes Johnson were named. Powell and Howard made the AP All-America First Team. Creighton's Marcus Zegarowski and Villanova's Saddiq Bey was named AP Honorable Mention.

BIG EAST HAS AVERAGED MORE THAN FIVE NCAA BIDS PER SEASON

In six seasons of its 10-school alignment, until the 2020 NCAA Tournament was canceled, the BIG EAST received a total of 32 NCAA Tournament invitations, averaging 5.3 per season. Villanova won the national championship in 2018 and 2016.

BIG EAST, BIG 12 CONTINUE BATTLE

The Big 12-BIG EAST Battle continues for a second straight season in 2020-21. Ten BIG EAST squads will participate in the series. The games will be played in the local markets of the home teams with five home contests for each conference.

BIG EAST CONTINUES ANTI-RACISM EFFORTS BASKETBALL TEAMS TO WEAR BLACK LIVES MATTERS PATCHES FOR 2020-21

In keeping with the BIG EAST Conference's commitment to lead, educate and inspire on racial and social justice issues, the Conference's 11 member schools have unanimously approved the display of Black Lives Matter (BLM) patches on their men's and women's basketball uniforms for 2020-21. The Conference also announced its support for the Coaches for Action (CFA), a coalition of 21 ethnic minority BIG EAST men's basketball assistant coaches formed to help raise awareness in the fight against racism and to develop a sustainable action plan to dismantle prejudice, discrimination and oppression in Black, Brown, Indigenous and minoritized communities.



VILLANOVA WON RECORD THIRD STRAIGHT TOURNAMENT TITLE IN '19

With a 74-72 victory over Seton Hall in the title game in March, 2019, Villanova became the first team in league history to win three straight BIG EAST Tournament crowns. The top-seeded Wildcats defeated No. 8 seed Providence 73-62 in the quarterfinals and No. 4 seed Xavier 71-67 in overtime in the semifinals. Wildcat guard Phil Booth won the Dave Gavitt Trophy as the Most Outstanding Player.

BIG EAST TOURNEY SET ATTENDANCE MARK IN '19

The 2019 BIG EAST Tournament concluded with Villanova's 74-72 win over Seton Hall in front of a sellout crowd of 19,812 – the fourth session of the week to post a full sellout. The 2019 tourney had a total attendance of 98,782 filled Madison Square Garden to 99.7 percent capacity. The attendance average was the highest among all collegiate conferences. The 2020 Tournament was canceled on the day of the quarterfinal round, March 12.

This year's schedule:

November 29

Baylor at Seton Hall 4:30 FS1

December 1

Oklahoma St. at Marquette 7:00 FS1

December 3

St. John's at Texas Tech 9:00 ESPN2

December 6

West Virginia at Georgetown 4:30 FS1

DePaul at Iowa State 6:00 ESPNU

Villanova at Texas 1:00 ESPN

December 8

Creighton at Kansas 5:00 ESPN

December 9

Oklahoma at Xavier 8:00 FS1

Providence at TCU 5:00 ESPN

December 11

Kansas State at Butler 3:00 FS1

VILLANOVA HAS THE BEST SEVEN-YEAR RECORD IN BIG EAST PLAY


In the seven years of the BIG EAST's 10-team alignment, Villanova has compiled the best record in conference play with a 103-23 mark. The Wildcats are an impressive 56-7 (.888) at home. Xavier is second overall at 74-52 (.587).

CONFERENCE RECORDS (2013-20)

	Overall	Pct.
Villanova	103-23	.817
Xavier	74-52	.587
Providence	70-56	.556
Creighton	69-57	.548
Seton Hall	66-60	.524
Butler	64-62	.508
Marquette	60-66	.433
Georgetown	51-75	.405
St. John's	45-81	.357
DePaul	28-98	.222

UCONN REJOINS BIG EAST FOR 2020-21

The University of Connecticut has rejoined the BIG EAST and will compete as a full member in 2020-21. On June 27, 2019, the BIG EAST announced that UConn would rejoin the conference as a full member. One of seven original members of the conference, Connecticut competed as a BIG EAST school for the first 34 years of the Conference's existence, beginning in 1979-80 and continuing through the 2012-13. The addition of UConn increased the number of full members in the BIG EAST to 11 institutions. As one of the Conference's founding members, UConn enjoyed plenty of success in BIG EAST competition, including 80 conference championship titles across all sports. The Huskies were especially successful in men's and women's basketball during their previous run in the BIG EAST. The men's basketball program won 10 regular-season titles and seven BIG EAST Tournament championships, in addition to national titles in 1999, 2004 and 2011. The UConn women's basketball program has won or shared 19 BIG EAST regular-season titles and captured 18 BIG EAST Tournament crowns, including 16 titles over a 19-year span (1994-2012). The women's program also earned eight of their 11 national championships as a BIG EAST school. The Huskies will participate in 20 of the BIG EAST's 22 sports.



UConn returns to the BIG EAST for the 2020-21 season.

SHOOTAROUND:

THE BIG EAST'S LIVE HOOPS ONLINE SHOW

Shootaround, the BIG EAST's live weekly online show that airs men's basketball interviews and highlights, is in its fourth season. John Fanta is the host. Shootaround is part of the BIG EAST Digital Network (BEDN) presented by SoFi. BEDN was created in September 2014 as a streaming-only offering of 225 live regular season and championship events annually for the BIG EAST Conference.

BIG EAST RETURNING CAREER LEADERS

The following BIG EAST returning players have the highest career totals in their respective categories (BIG EAST games only).

Points	532	Collin Gillespie, Villanova
Scoring Average	14.7	Charlie Moore, DePaul
Rebounds	247	Jamorko Pickett, Georgetown
Rebounding Average	9.6	J. Robinson-Earl, Villanova
3-point Field Goals	120	Mitch Ballock, Creighton
Assists	169	Aaron Thompson, Butler
Assists Average	4.6	Marcus Zegarowski, Creighton
Blocks	84	Theo John, Marquette
Steals	54	Aaron Thompson, Butler

BIG EAST TEAMS HAVE WON NINE NCAA TITLES

The BIG EAST owns a 9-5 record in national championship games. In addition to the two recent Villanova victories in 2018 and 2016, the other winners are: Georgetown (1984); Villanova (1985); Connecticut (1999, 2004, 2011); Syracuse (2003); Louisville (2013).

SETON HALL'S POWELL NAMED PLAYER OF THE YEAR; VILLANOVA'S ROBINSON-EARL AND CREIGHTON'S MCDERMOTT ALSO HONORED

Seton Hall guard Myles Powell, who helped his team to a share of the BIG EAST regular-season crown and a 21-9 overall record and 13-5 league mark, was the 2019-20 BIG EAST Player of the Year. Villanova forward Jeremiah Robinson-Earl was chosen BIG EAST Freshman of the Year. Creighton head coach Greg McDermott was selected BIG EAST Coach of the Year. The winners represented the three teams that shared the regular-season crown.

Powell ranked second in the BIG EAST in scoring with a 21.8 average. The senior performed best in tough road venues, averaging 25.8 points on the road in league play. Robinson-Earl was a consistent force for the Wildcats, averaging 10.5 points and 9.4 rebounds, which ranked fourth in the BIG EAST. The 6-9 forward won BIG EAST Freshman of the Week honors a league-leading six times.

McDermott led his team to a share of the BIG EAST regular-season title and the top seed in the BIG EAST Tournament. Picked seventh in the BIG EAST Preseason Coaches' Poll, the Bluejays were 24-7 overall. The Bluejays beat a school-record seven top-25 teams.

Preseason Honors

BLUEJAYS' ZEGAROWSKI NAMED PRESEASON PLAYER OF THE YEAR; MARQUETTE'S GARCIA PICKED PRESEASON FRESHMAN OF THE YEAR

Creighton guard Marcus Zegarowski has been selected 2020-21 BIG EAST Preseason Player of the Year by a vote of the league's head coaches. Marquette forward Dawson Garcia has been picked BIG EAST Preseason Freshman of the Year. The coaches, who were not permitted to choose their own players, also selected an All-BIG EAST First Team, All-BIG EAST Second Team and All-BIG EAST Honorable Mention.

Zegarowski, a 6-2 junior from Hamilton, Mass., is the BIG EAST's top returning scorer after averaging 16.1 points last season. Also one of the league's top long-range shooters, he ranked third in 3-point shooting, connecting on 42.4 percent. He also ranked third in assists with a 5.0 mark. Zegarowski was an All-BIG EAST Second Team selection last season while helping Creighton win a share of the BIG EAST regular-season title.

Garcia, considered one of the elite prep recruits in the country, is expected to make immediate contributions for Marquette. A 6-11, 230-pound native of Prior Lake, Minn., he was a 2020 McDonald's All-America Team selection. As a senior at Prior Lake H.S., Garcia averaged 31.9 points, 9.7 rebounds and shot 56.3 percent from the floor and 41.2 percent from 3-point range.

The five-player Preseason All-BIG EAST First Team includes two standouts from Villanova. Collin Gillespie, the senior guard, was one of two unanimous picks. A 6-3 native of Huntingdon Valley, Pa., Gillespie earned All-BIG EAST Second Team honors last year after averaging 15.1 points and ranking fifth in the league in assists with a 4.5 mark. Gillespie was fourth in assist/turnover ratio with a 2.3 rating.

The other Wildcat on the first team is sophomore forward Jeremiah Robinson-Earl, last season's BIG EAST Freshman of the Year. A 6-9 forward who lives in Kansas City, Kan., he averaged 10.5 points and 9.4 rebounds. His rebound mark ranked fourth in the BIG EAST. Robinson-Earl posted nine double-doubles and was named BIG EAST Freshman of the Week six times.

Seton Hall forward Sandro Mamukelashvili is the other unanimous pick for the first team. The 6-11 senior from Tbilisi, Georgia, averaged 11.9 points and 6.0 boards while helping the Pirates win a share of the league regular-season title. He shot 54.0 percent from the field and 43.4 percent from 3-point range.

Providence junior guard David Duke is one

of the BIG EAST's top all-around players. Last season, he averaged 12.0 points, 4.2 rebounds, 3.1 assists and 1.5 steals. A hometown standout from Providence, R.I., Duke was fourth in the league in 3-point shooting, hitting 42.0 percent.

DePaul guard Charlie Moore is the BIG EAST's second leading returning scorer after averaging 15.5 points, which ranked eighth overall. The Chicago native ranked first in the league in assists with a 6.1 mark and eighth in steals with a 1.5 average. He was the only player to be among the league's top 10 in all three categories.

The Preseason All-BIG EAST Second Team has six members due to a voting tie. The team has four seniors and two sophomores. The seniors are Bryce Nze of Butler and Mitch Ballock of Creighton, Nate Watson of Providence and Paul Scruggs of Xavier.

Nze, a 6-7 forward, has been a rock steady performer for the Bulldogs. In addition to his strong defensive work, Nze averaged 9.9 points and owned a 6.6 rebound mark that ranked sixth in the BIG EAST. He led the league in field goal percentage, making 62.9 percent of his shots.

Ballock, a 6-5 guard, ranked first in the BIG EAST in assist/turnover ratio last year with a ratio of 3.4. He averaged 11.9 points and was second in the BIG EAST in 3-pointers made with 93 and in 3-point shooting, hitting 43.5 percent.

Watson, Providence's 6-10 center, overcame some early-season injuries last year to average 9.0 points and 4.6 rebounds while starting 13 games. He was ninth in the league in field goal percentage, making 51.1 percent from the field.

Scruggs averaged 12.7 points and 4.5 boards last year in helping Xavier to 19 wins. He is the team's leading returning scorer. Scruggs scored in double figures in 21 of 28 games played.

The sophomores are guards Connecticut's James Bouknight and Villanova's Justin Moore. Bouknight is the Huskies' top returning scorer with a 13.0 average. He started the final 16 games of the season and made the AAC All-Freshman Team. Moore made the BIG EAST All-Freshman Team after averaging 11.3 points. He was seventh in the league in 3-point shooting, hitting 39.6 percent from beyond the arc.

The Preseason All-BIG EAST Honorable Mention includes Marquette's D.J. Carton and Seton Hall's Bryce Aiken.



Marcus Zegarowski, Creighton

BIG EAST Preseason Player of the Year

Marcus Zegarowski, Creighton
G, Jr., 6-2, 180, Hamilton, Mass.

BIG EAST Preseason Freshman of the Year

Dawson Garcia, Marquette
F, Fr., 6-11, 230, Prior Lake, Minn.

Preseason All-BIG EAST First Team

Charlie Moore, DePaul
G, Sr., 5-11, 180, Chicago, Ill.

David Duke, Providence
G, Jr., 6-5, 205, Providence, R.I.

Sandro Mamukelashvili, Seton Hall*
F, Sr., 6-11, 240, Tbilisi, Georgia

Collin Gillespie, Villanova*
G, Sr., 6-3, 191, Huntingdon Valley, Pa.

Jeremiah Robinson-Earl, Villanova
F, So, 6-9, 232, Kansas City, Kan.

Preseason All-BIG EAST Second Team

Bryce Nze, Butler
F, Sr., 6-7, 235, Hartland, Wis.

James Bouknight, Connecticut
G, So., 6-5, 190, Brooklyn, N.Y.

Mitch Ballock, Creighton
G, Sr., 6-5, 205, Eudora, Kan.

Nate Watson, Providence
C, Sr., 6-10, 260, Portsmouth, Va.

Justin Moore, Villanova
G, So., 6-4, 210, Fort Washington, Md.

Paul Scruggs, Xavier
G, Sr., 6-4, 196, Indianapolis, Ind.

Preseason All-BIG EAST Honorable Mention

D.J. Carton, Marquette
G, So., 6-2, 195, Bettendorf, Iowa

Bryce Aiken, Seton Hall
G, Sr., 6-0, 180, Randolph, N.J.

*unanimous selection

VILLANOVA TABBED FOR TOP SPOT IN COACHES' PRESEASON POLL WILDCATS TABBED FOR FIRST PLACE FOR SIXTH TIME IN LAST SEVEN YEARS

With four starters returning from a team that compiled a 24-7 overall record and a 13-5 conference mark, Villanova has been chosen to win the 2020-21 regular-season crown in the BIG EAST Preseason Coaches' Poll. The Wildcats, who tied Creighton and Seton Hall for last year's regular-season title, received nine first-place votes and a total of 99 points in the poll. Coaches do not place their own teams on their ballots.

Villanova has been tabbed for first place in the preseason poll in six of the last seven years and the Wildcats have won or shared the BIG EAST regular-season crown six of those times under coach Jay Wright. Senior guard Collin Gillespie is the floor general of a group that includes forward Jeremiah Robinson-Earl, the BIG EAST Freshman of the Year last season. The Wildcats have won at least 24 games in each of the past seven seasons.

Creighton has been picked for second place, the highest preseason position for the Bluejays since they joined the BIG EAST for the 2013-14 season. The Bluejays picked up 91 points in the poll, which included two first-place votes. Junior guard Marcus Zegarowski, the BIG EAST Preseason Player of the Year, is expected to spearhead the Creighton perimeter attack. Like Villanova, Creighton also finished with a 24-7 overall record last season.

The coaches placed Providence third. The Friars were 19-12 overall last year and finished fourth in the BIG EAST with a 12-6

record. PC's season ended with a six-game winning streak as they finished with their highest BIG EAST win total in league history. Junior guard David Duke is expected to be one of the PC leaders for 2020-21.

Connecticut, which has returned to the BIG EAST this season after a seven-year absence, edged Seton Hall for fourth place. The Huskies garnered 69 points in the poll to Seton Hall's 67 points. UConn won nine of their last 12 games last season to finish 19-12. Sophomore guard James Bouknight is being counted on to be one of the Husky leaders. Seton Hall was 21-9 overall while grabbing a share of the regular-season title last year with Villanova and Creighton. The Pirates have to replace BIG EAST Player of the Year Myles Powell, but have two solid returning senior starters, forwards Sandro Mamukelashvili and Myles Cale.

Marquette was picked sixth with 50 points. The Golden Eagles will have a different look without guard Markus Howard, the nation's scoring leader last year, but they have some talented returnees and a heralded group of freshmen and transfers. Marquette finished 18-12 overall. Guard Koby McEwen is the top returning scorer. Xavier is close behind in seventh place with 47 points. The Musketeers have two full-time returning starters, guard Paul Scruggs and forward Jason Carter, to go along with some talented underclassmen who showed plenty of promise on a team that finished 19-13 last year. Both Marquette and Xavier were 8-10 in BIG EAST play.



Villanova has posted a 103-23 (.817) BIG EAST record since the 2013-14 season.

PRESEASON COACHES' POLL

Pts.	
1.	Villanova (9)
2.	Creighton (2)
3.	Providence
4.	Connecticut
5.	Seton Hall
6.	Marquette
7.	Xavier
8.	Butler
9.	St. John's
10.	DePaul
11.	Georgetown

(First-place votes in parentheses)

Butler is slotted for eighth place for a second straight season. Last year, the Bulldogs finished fifth after compiling a 10-8 BIG EAST record and a 22-9 overall mark. Butler welcomes back three returning starters. The usual stingy Bulldog defense will be anchored by senior guard Aaron Thompson. St. John's is a few points behind the Bulldogs in ninth place. The Red Storm are in the second year of the coach Mike Anderson era and can count on a pair of returning starters and some promising newcomers to fit into Anderson's pressing style. Guard Rasheem Dunn is top returning scorer and forward Julian Champagnie made the BIG EAST All-Freshman Team.

DePaul and Georgetown were placed 10th and 11th, respectively. The Blue Demons' confidence to improve on last year's 16-16 overall record and 3-15 BIG EAST mark is centered on guard Charlie Moore, who is the second leading returning scorer in the BIG EAST with a 15.5 average and led all players with a 6.1 assist mark. Georgetown, which finished 15-17 overall and 5-13 in league competition, can build around two double-figure scorers, guard Jahvon Blair (10.8 ppg) and forward Jamorko Pickett (10.2), a pair of seniors.

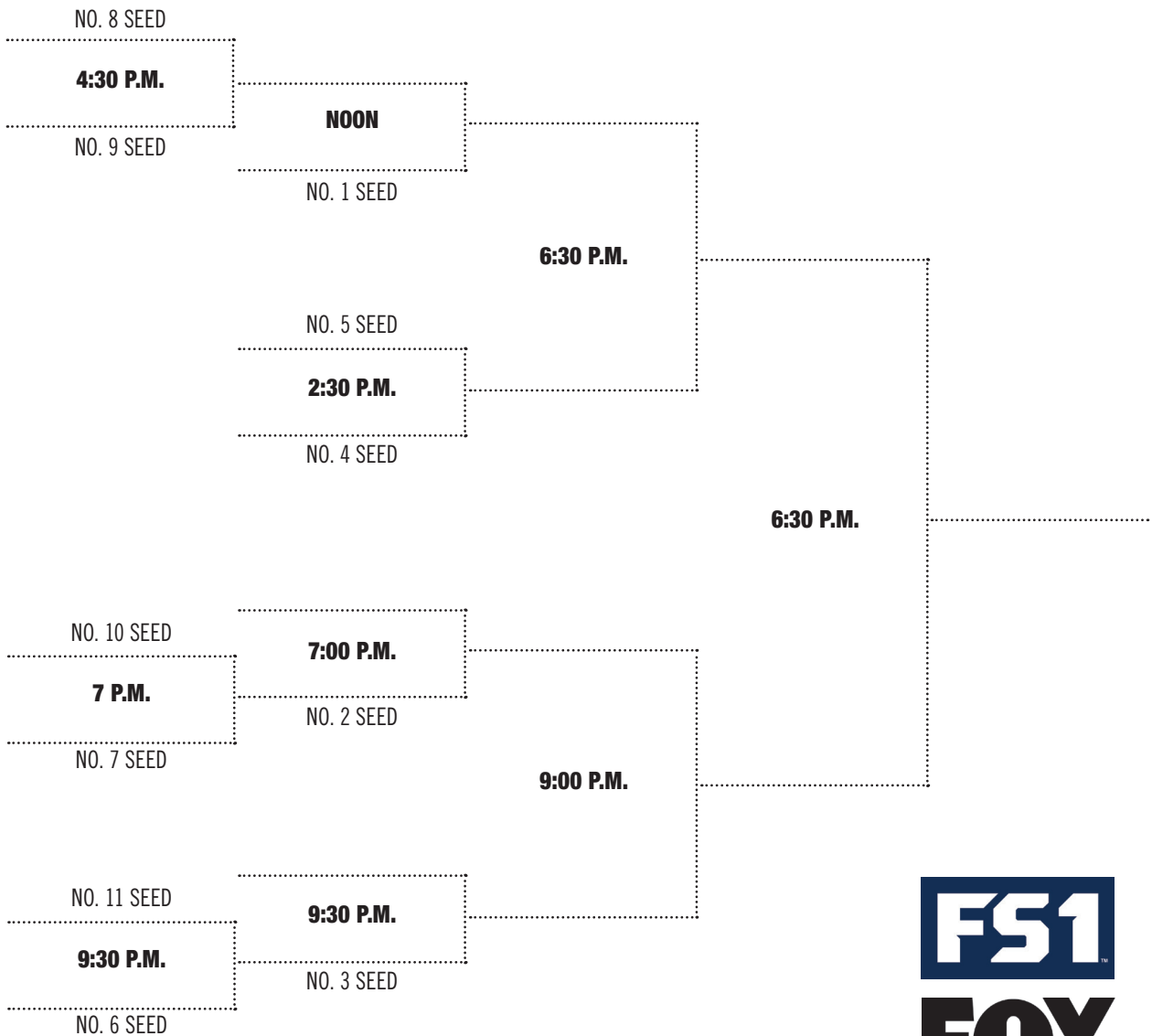
2021 Championship

2021 BIG EAST MEN'S BASKETBALL CHAMPIONSHIP

March 10-13 • Madison Square Garden • New York City

The First Round, Quarterfinal and Semifinal Rounds will be televised by FS1.

The Championship Game will be televised by FOX.



**BIG
EAST**
CONFERENCE

**THE
TEAMS**





Bryce Nze



QUICK FACTS

Location: Indianapolis, Ind.
Enrollment: 4,726
Founded: 1855
Nickname: Bulldogs
Colors: Blue and White
Home Court: Hinkle Fieldhouse (9,100)

COACHING STAFF

Head Coach
LaVall Jordan (Butler '01)
Office Phone: (317) 940-9377

Assistant Coaches
Jeff Meyer (Taylor '76)
Omar Lowery (Concordia, Wis. '02)
Emerson Kampen (Butler '13)

ADMINISTRATION

President
James M. Danko

Director of Athletics
Barry Collier
Athletics Phone: (370) 940-9375

Sports Communications Director
John Dedman
Office Phone: (317) 940-9414
Cell Phone: (317) 491-5462
Email: jdedman@butler.edu

REGULAR SEASON GAMES

Home Record: 37-26
Best Home Record: 6-3 five times, last in 2019-20
Worst Home Record: 2-7 in 2013-14
Most Consecutive Home Wins: 5 in 2014-15
Most Consecutive Home Losses: 4 in 2013-14
Road Record: 27-36
Best Road Record: 6-3 in 2014-15, 2016-17
Worst Road Record: 2-7 in 2013-14, 2018-19
Most Consecutive Road Wins: 3 in 2016-17
Most Consecutive Road Losses: 4 in 2018-19
Longest Winning Streak: 4 in 2013-14, 2017-18, twice in 2016-17,
Longest Losing Streak: 7 games in 2013-14

BULLDOGS PREVIEW

The Big Picture

The Bulldogs were headed toward another NCAA Tournament berth with a 22-9 overall record and a 10-8 league mark before the pandemic ended the season. Butler was ranked 23rd in the final Associated Press poll and 21st by USA Today. Coach LaVall Jordan enters his fourth season at the helm with three returning starters and the highest ranked recruiting class in school history. The Bulldogs, who will place their usual emphasis on defense and rebounding, must find a way to have another successful season without All-BIG EAST First Team guard Kamar Baldwin, one of the top clutch players in the league in recent seasons.

Who's Back

The focal point of the stingy Bulldog defense is guard Aaron Thompson. The 6-2 senior is a top-flite defender who averaged 7.2 points and ranked fourth in the league in assists with a 4.7 mark. The other two returning starters are forwards named Bryce, senior Bryce Nze and junior Bryce Golden. Nze, a 6-7 senior, averaged 9.9 points, a team-leading 6.6 rebounds and led the BIG EAST in field goal percentage, making 62.9 percent. Golden averaged 7.9 points and 3.9 boards. Reserve forward Christian David is returning from an ACL injury last year and may not be ready until January. Another reserve forward, sophomore John-Michael Molloy, and sophomore forward Markeese Hastings return after limited duty in 2019-20.

Who's Gone

Baldwin finished fourth on the school's all-time scoring list with 1,956 points and made countless big shots over his four seasons. He averaged 16.2 points, 4.6 rebounds and hit 85 percent from the foul line last year. Sean McDermott was second to Baldwin in scoring with an 11.7 average. The dependable wing rebounded at a 6.3 clip and was a reliable 3-point shooter, hitting 39.4 percent. Forward Jordan Tucker left for the professional ranks after averaging 8.9 points. Reserve guard Henry Baddley (3.2 ppg) and center Derrik Smits (3.1) departed. Guard Khalif Battle (3.0) transferred.

What's Ahead

Butler led the BIG EAST in scoring defense last season, allowing only 62.1 points per game and in field goal defense, yielding 39.5 percent. There will be ample opportunity for some newcomers to make important contributions, especially on the offensive end. Guard Jair Bolden, a graduate transfer from South Carolina, averaged 8.5 points and is a solid 3-point threat. Freshman guard Chuck Harris may contend for a starter's role. Myles Tate is another backcourt candidate. In the frontcourt, 6-7 freshman JaKobe Coles may push for a spot in the regular rotation. Six-nine freshman Myles Wilnoth also will contend.

2019-20 STATISTICS


##	Player	GP	GS	TOTAL					3-PTS			REBOUNDS														
				Min	Avg	FG	FGA	Pct	3FG	FGA	Pct	FT	FTA	Pct	Off	Def	Tot	Avg	PF	FO	A	TO	Bk	Stl	Pts	Avg
03	BALDWIN, Kamar	31	30	981	31.6	187	446	.419	44	133	.331	85	100	.850	14	129	143	4.6	57	0	101	62	17	34	503	16.2
	Conference-Only...	18	18	609	33.8	116	275	.422	26	80	.325	64	78	.821	10	74	84	4.7	39	0	61	32	10	21	362	17.9
22	MCDERMOTT, Sean	31	31	1020	32.9	119	251	.474	65	165	.394	59	68	.868	34	161	195	6.3	42	0	32	21	13	21	362	11.7
	Conference-Only...	18	18	614	34.1	70	162	.432	36	104	.346	39	45	.867	24	109	133	7.4	17	0	18	16	11	17	215	11.9
10	NZE, Bryce	31	31	892	28.8	122	194	.629	2	5	.400	40	67	.597	74	130	204	6.6	78	1	42	63	20	27	286	9.2
	Conference-Only...	18	18	522	29.0	63	103	.612	1	4	.250	26	39	.667	40	76	116	6.4	51	1	28	43	13	13	153	8.5
01	TUCKER, Jordan	30	5	684	22.8	79	221	.357	55	154	.357	53	67	.791	18	95	113	3.8	52	0	22	42	5	8	266	8.9
	Conference-Only...	18	4	451	25.1	53	145	.366	35	95	.368	24	33	.727	15	61	76	4.2	35	0	13	30	2	6	165	9.2
33	GOLDEN, Bryce	31	31	666	21.5	100	199	.503	11	45	.244	35	51	.686	51	69	120	3.9	93	3	35	41	4	15	246	7.9
	Conference-Only...	18	18	392	21.8	55	115	.478	4	25	.160	17	26	.654	34	39	73	4.1	58	3	14	22	3	8	131	7.3
02	THOMPSON, Aaron	27	27	876	32.4	74	155	.477	1	13	.077	46	77	.597	8	69	77	2.9	69	1	126	51	13	25	195	7.2
	Conference-Only...	14	14	447	31.9	42	90	.467	0	3	.000	20	36	.556	4	29	33	2.4	35	1	51	28	2	13	104	7.4
20	BADDLEY, Henry	25	0	352	14.1	31	62	.500	14	35	.400	4	11	.364	7	28	35	1.4	26	0	4	4	4	18	80	3.2
	Conference-Only...	15	0	242	16.1	22	42	.524	11	26	.423	3	5	.600	5	18	23	1.5	22	0	2	2	3	14	58	3.9
21	SMITS, Derrik	17	0	162	9.5	20	34	.588	0	0	.000	13	17	.765	15	14	29	1.7	28	0	8	17	2	1	53	3.1
	Conference-Only...	14	0	131	9.4	13	23	.565	0	0	.000	7	10	.700	12	11	23	1.6	22	0	8	12	2	0	33	2.4
04	BATTLE, Khalif	24	0	262	10.9	25	75	.333	13	43	.302	9	14	.643	0	25	25	1.0	32	0	13	18	0	10	72	3.0
	Conference-Only...	12	0	118	9.8	9	33	.273	6	23	.261	3	3	1.000	0	13	13	1.1	18	0	9	13	0	4	27	2.3
25	DAVID, Christian	17	0	235	13.8	14	36	.389	6	23	.261	11	16	.688	12	19	31	1.8	31	0	10	7	2	6	45	2.6
	Conference-Only...	6	0	60	10.0	2	8	.250	1	5	.200	3	4	.750	3	3	6	1.0	11	0	1	1	0	2	8	1.3
24	HASTINGS, Markeese	7	0	19	2.7	2	6	.333	1	5	.200	2	4	.500	1	7	8	1.1	0	0	0	0	1	0	7	1.0
	Conference-Only...	5	0	12	2.4	2	3	.667	1	2	.500	0	0	.000	1	3	4	0.8	0	0	0	0	0	0	5	1.0
35	MULLOY, John-Michael	16	0	75	4.7	3	8	.375	0	0	.000	4	4	1.000	8	11	19	1.2	11	0	2	5	1	0	10	0.6
	Conference-Only...	7	0	27	3.9	1	5	.200	0	0	.000	2	2	1.000	5	6	11	1.6	4	0	0	2	1	0	4	0.6
00	DONOVAN, Campbell	1	0	1	1.0	0	0	.000	0	0	.000	0	0	.000	0	0	0	0.0	0	0	0	0	0	0	0	0.0
	Conference-Only...	0	0	0	0.0	0	0	.000	0	0	.000	0	0	.000	0	0	0	0.0	0	0	0	0	0	0	0	0.0
TM	TEAM.....															38	42	80	2.7	0		17			0	
	Conference-Only...															27	16	43	2.4	0		12			0	
	Total.....	31				776	1687	.460	212	621	.341	361	496	.728	280	799	1079	34.8	519	5	395	348	82	165	1225	68.5
	Conference-Only...	18				448	1004	.446	121	367	.330	208	281	.740	180	458	638	35.4	312	5	205	213	47	98	1255	68.1
	Opponents.....	31				669	1692	.395	212	642	.330	376	523	.719	272	673	945	30.5	512	-	349	359	96	174	1926	62.1
	Conference-Only...	18				413	1006	.411	139	379	.367	264	343	.770	168	405	573	31.8	299	5	219	187	56	101	1229	68.3

2020-21 ROSTER

No.	Name	Pos.	Ht.	Wt.	Yr.	Hometown/Previous School
52	Jair Bolden	G	6-3	210	Gr.	Brooklyn, N.Y./South Carolina
21	JaKobe Coles	F	6-7	225	Fr.	Denton, Texas/Guyer
25	Christian David	F	6-6	210	Sr.	Milton, Ontario / Vermont Academy
0	Campbell Donovan	G	5-11	180	R-Jr.	Fort Wayne, Ind./Bishop Dwenger
33	Bryce Golden	F	6-9	245	Jr.	Winchester, Va./Saint James (Md.)
3	Chuck Harris	G	6-2	190	Fr.	Washington, D.C./Gonzaga
24	Markeese Hastings	F	6-7	200	R-So.	Wyoming, Mich./Godwin Heights
11	Carlos Johnson	F	6-6	230	Fr.	Benton Harbor, Mich./Benton Harbor
35	John-Michael Mulloy	F/C	6-10	225	So.	Carmel, Ind. / Carmel
30	Mike Parker	F	6-6	215	R-So.	Wilmington, N.C. /Salisbury U.
10	Bryce Nze	F	6-7	235	R-Sr.	Hartland, Wis./Milwaukee
12	Myles Tate	G	6-0	160	Fr.	Roebuck, S.C./Dorman
2	Aaron Thompson	G	6-2	190	Jr.	Glenn Dale, Md./Paul VI Cath. (Va.)
5	Myles Wilmoth	F	6-9	215	Fr.	Chestnut Ridge, N.Y./St. Andrew's (R.I.)

2020-21 NEWCOMERS

- Jair Bolden, G, Gr., 6-3, 210**
- Averaged 8.5 points, and 2.4 assists at South Carolina in 2019-20.
 - Led team in 3-point shooting, hitting 41.2 percent.
- JaKobe Coles, F, Fr., 6-7, 225**
- Was named Texas All-State Third Team as a senior.
 - Averaged 17.5 points, 8.5 rebounds and 3.5 assists.
- Chuck Harris, G, Fr., 6-2, 190**
- Led Gonzaga to two Washington Catholic and two D.C. State titles.
 - Averaged 12 points, four rebounds and four assists as a senior.
- Carlos "Scooby" Johnson, F, Fr.**
- As a senior, was named Michigan Mr. Basketball and AP Division 2 State Player of the Year.
 - Averaged 25 points, 11 rebounds, 5.9 assists, 3.0 blocks and 3.0 steals as a senior
- Mike Parker, F, R-So., 6-6, 215**
- Was ineligible in 2019-20 after transferring from D-III Salisbury.
 - Was all-time scorer at Coastal Christian H.S. with nearly 1,300 points.
- Myles Tate, G, Fr., 6-0, 160**
- Was named S.C. MaxPreps Player of the Year and Region II-5A Player of the Year as a senior.
 - Averaged 14.9 points, 5.5 assists and 3.4 boards.
- Myles Wilmoth, F, Fr., 6-9, 215**
- Averaged 17 points and 11 boards as a senior.
 - Led St. Andrew's to New England Prep Final 4 as a senior and to the title as a junior.



**HEAD COACH
LAVALL JORDAN**

Hired at Butler: June 12, 2017.

Coaching File: Head coach, Milwaukee, 2016-17; Assistant coach, Michigan 2010-16; Assistant coach, Iowa, 2007-10; Assistant coach, Butler, 2004-07; Coordinator of operations, Butler, 2003-04.

Highlights: 2019 NIT; 2018 NCAA (Second Round); As an assistant at Butler in 2006-07, team was 29-7, won the Horizon League regular-season title and advanced to NCAA Sweet 16. In his lone season as head coach

at Milwaukee, he led the team to the conference tournament title game as a No. 10 seed. Michigan made five NCAA trips in his six seasons there, including an appearance in the 2013 national championship game and 2014 Elite Eight. In three years at Iowa, coached under former Butler coach Todd Lickliter. He also coached under Lickliter at Butler after playing for Barry Collier and Thad Matta.

Playing File: Was a three-year starter at guard for Butler (1998-01). He helped the Bulldogs win three straight conference titles and two Midwestern Collegiate Conference regular-season titles. He was the Tournament MVP in 2001. Played in the NCAA Tournament in 1998, 2000, 2001 and the NIT in 1999. In 2001, he helped Butler win its first NCAA Tournament game in 39 years with a 79-63 win over Wake Forest. After graduation, played with the Huntsville Flight in the National Basketball Development League and in Europe.

Education: B.A., Butler, Journalism, 2001. M.A., Ball State, Athletic Administration, 2000.

Personal: Native of Albion, Mich. Birthdate: 4-16-79. He and his wife Destinee have three daughters, Ava, Alanna and Adalynn.

JORDAN'S RECORD

Career Record (four years)	70-64 (.522)
Milwaukee Record (one year).....	11-24 (.314)
Butler Record (three years).....	59-40 (.596)
 BIG EAST Regular Season Record (three years)	26-28 (.481)
BIG EAST Tournament Record (two years).....	1-2 (.333)
BIG EAST Overall Record (three years).....	27-30 (.474)
 NCAA Record (one appearance)	1-1 (.500)
NIT Record (one appearance)	0-1 (.000)

YEAR-BY-YEAR

		<i>Overall</i>	<i>Conference</i>	<i>Conf. Tourn.</i>	<i>Postseason</i>
2016-17	Milwaukee	11-24	4-14/10th	3-1/2nd	---
2017-18	Butler	21-14	9-9/T6th	1-1	NCAA 1-1
2018-19	Butler	16-17	7-11/T8th	0-1	NIT 0-1
2019-20	Butler	22-9	10-8/5th	---	---

BIG EAST REGULAR SEASON RESULTS

<i>Year</i>	<i>Won-Lost</i>	<i>Home</i>	<i>Away</i>	<i>Finish</i>	<i>Championship Seed</i>
2013-14	4-14	2-7	2-7	9th	#9
2014-15	12-6	6-3	6-3	T2nd	#3
2015-16	10-8	6-3	4-5	T4th	#5
2016-17	12-6	6-3	6-3	2nd	#2
2017-18	9-9	6-3	3-6	T6th	#6
2018-19	7-11	5-4	2-7	T8th	#9
2019-20	10-8	6-3	4-5	5th	#5

BIG EAST CHAMPIONSHIP RESULTS (2013-20)

vs.	Won	Lost
Providence	0	2
Seton Hall	1	1
Villanova	0	1
Xavier	0	2
Total	1	6

2019-20 RESULTS (22-9, 10-8 BIG EAST)

(HOME: 14-3/AWAY: 5-6/NEUTRAL:)

			Attendance	High Scorer/Rebounder
NOVEMBER				
NOVEMBER				
6	IUPUI	W, 80-47	7,706	McDermott 26/Nze 11
9	New Orleans	W, 79-53	9,118	Nze 18/Nze 10
<i>Gavitt Tipoff Games</i>				
12	Minnesota	W, 64-56	7,879	Baldwin 27/Nze 8
<i>CBE Hall of Fame Classic, Kansas City, Mo.</i>				
21	Wofford	W, 80-61	8,054	Baldwin 23/Two with 7
22	Morehead State	W, 68-50	7,708	Baldwin 17/McDermott 10
25	vs. Missouri	W, 63-52	8,963	Two with 13/Nze 7
26	vs. Stanford	W, 68-67	8,506	Baldwin 22/Nze 8
DECEMBER				
3	at Mississippi	W, 67-58	7,348	Baldwin 31/Nze 7
7	Florida	W, 76-62	9,303	Two with 16/McDermott 7
<i>BIG EAST-Big 12 Battle</i>				
10	at Baylor	L, 53-52	7,270	Baldwin 19/Thompson 8
14	Southern	W, 66-41	7,635	Golden 12/Nze 8
<i>Crossroads Classic, Indianapolis, Ind.</i>				
21	vs. Purdue	W, 70-61	18,538	Golden 14/Nze 6
28	Louisiana-Monroe	W, 67-36	8,040	Smits 16/Smits 12
31	at ST. JOHN'S (CA)	W, 60-58	3,816	Baldwin 19/Nze 12
JANUARY				
4	CREIGHTON	W, 71-57	9,129	Baldwin 20/McDermott 11
10	at PROVIDENCE	W, 70-58	10,674	Two with 17/Golden 9
15	SETON HALL	L, 78-70	8,823	Baldwin 19/Tucker 10
18	at DEPAUL	L, 79-66	8,967	Baldwin 16/McDermott 8
21	at VILLANOVA	L, 76-61	6,501	Baldwin 21/Nze 12
24	MARQUETTE	W, 89-85 ot	9,204	Baldwin 31/McDermott 9
28	at GEORGETOWN	W, 69-64	5,329	McDermott 25/McDermott 8
FEBRUARY				
1	PROVIDENCE	L, 65-61	9,132	Baldwin 14/McDermott 7
5	VILLANOVA	W, 79-76	8,814	McDermott 21/Two with 8
9	at MARQUETTE	L, 76-57	17,526	Baldwin 23/Two with 6
12	XAVIER	W, 66-61	8,878	McDermott 14/McDermott 6
15	GEORGETOWN	L, 73-66	9,158	Baldwin 17/McDermott 7
19	at SETON HALL	L, 74-72	10,481	Baldwin 20/Nze 10
23	at CREIGHTON	L, 81-59	18,148	Baddley 13/Nze 7
29	DEPAUL	W, 60-42	9,240	Two with 13/Baldwin 8
MARCH				
4	ST. JOHN'S	W, 77-55	8,675	McDermott 16/McDermott 14
7	at XAVIER	W, 72-71	10,635	Baldwin 36/Nze 8

(CA) - Carnesecca Arena

CAREER LEADERS

Points	Total
Chad Tucker, 1983-88	2,321
Kelan Martin, 2014-18	2,047
Darrin Fitzgerald, 1983-87	2,019
Kamar Baldwin, 2016-20	1,956
Kellen Dunham, 2013-16	1,946
Matt Howard, 2007-11	1,939
A. J. Graves, 2004-08	1,807
Lynn Mitchem, 1979-83	1,798
Darin Archbold, 1988-92	1,744
Billy Shepherd, 1969-72	1,733
Rebounds	Total
Daryl Mason, 1971-74	961
Kameron Woods, 2011-15	956
Jeff Blue, 1961-64	953
Matt Howard, 2007-11	884
Roosevelt Jones 2011-16	814
Darren Fowlkes, 1985-89	748
Lynn Mitchem, 1979-83	742
Mike Marshall, 1996-00	722
Jon Neuhouser, 1994-98	719
Joel Cornette, 1999-03	712
Kelan Martin, 2014-18	709
Assists	Total
Thomas Jackson, 1998-02	540
Ronald Nored, 2008-12	497
Tim Bowen, 1989-93	471
Roosevelt Jones, 2011-16	464
Jeff Rogers, 1994-98	457
Darrin Fitzgerald, 1983-87	411
Aaron Thompson, 2017-	386
Kamar Baldwin, 2016-20	364
Shelvin Mack, 2008-11	357
Avery Sheets, 2002-06	323
Mike Green, 2006-08	316
Steals	Total
Thomas Jackson, 1998-02	207
Ronald Nored, 2008-12	207
Alex Barlow, 2011-15	187
A.J. Graves, 2004-08	183
Darren Fowlkes, 1985-89	176
Darrin Fitzgerald, 1983-87	156
Rylan Hainje, 1998-02	153
Roosevelt Jones, 2011-16	147
Joel Cornette, 1999-03	128
Brandon Miller, 2000-03	122
Mike Marshall, 1996-00	122
Blocked Shots	Total
Rolf van Rijn, 1994-98	203
Joel Cornette, 1999-03	144
Matt Howard, 2007-11	131
Kameron Woods, 2011-15	125
Tyler Wideman, 2014-18	104
J.P. Brens, 1989-93	100
Darren Fowlkes, 1985-89	82
Mike Miller, 1978-81	76
Brandon Polk, 2004-06	73
Tim Haseley, 1981-85	72

Connecticut



Isaiah Whaley



QUICK FACTS

Location: Storrs, Conn.
Enrollment: 27,721
Founded: 1881
Nickname: Huskies
Colors: National Flag Blue and White
Home Court: Gampel Pavilion (10,167)

COACHING STAFF

Head Coach
Dan Hurley (Seton Hall, '96)
Office Phone: (860) 486-2720

Assistant Coaches
Kenya Hunter (Duquesne, '96)
Tom Moore (Boston U., '87)
Kimani Young (UTEP, '98)

ADMINISTRATION

President
Thomas C. Katsouleas

Director of Athletics
David Benedict
Athletics Phone: (860) 486-2725

Sports Communications Director
Phil Chardis
Office Phone: (860) 486-3531
Cell Phone: (860) 771-3314
Email: philip.chardis@uconn.edu

REGULAR SEASON GAMES

Home Record: 186-93
Best Home Record: 9-0 in 1993-94, 1995-96 and 1997-98
Worst Home Record: 1-7 in 1986-87
Most Consecutive Home Wins: 14 over 1997-98/98-99 seasons
Most Consecutive Home Losses: 9 in 1985-86/86-87
Road Record: 139-140
Best Road Record: 9-0 in 1998-99
Worst Road Record: 0-8 in 1985-86
Most Consecutive Road Wins: 11 over 1997-98/98-99 seasons
Most Consecutive Road Losses: 9 over 1984-85/85-86 & 1987-88/88-89
Longest Winning Streak: 18 over 1993-94/94-95 seasons
Longest Losing Streak: 8 games over 1985-86/86-87 seasons

HUSKIES PREVIEW

The Big Picture

The Huskies return to BIG EAST play after a seven-year absence with a team that may contend right away for a top spot in the standings. Third-year coach Dan Hurley welcomes back a solid nucleus led by dynamic guard James Bouknight who will be joined by a strong group of newcomers. Last year's team finished 19-12 and won nine of its final 12 games. The Huskies should be a deeper squad in 2020-21, which will allow Hurley to employ his favored pressure defense more frequently. UConn was an original member of the BIG EAST in 1979 and won three national championships as a league member (1999, 2004, 2011).

Who's Back

Bouknight is the top returning scorer, averaging 13.0 points. The 6-5 sophomore started the final 16 games of last year and made the AAC All-Freshman Team. Josh Carlton is the only returning full time starter. The 6-11 senior averaged 7.8 points and 6.1 rebounds. Sophomore forward Akok Akok made 24 starts, averaging 5.8 points and 5.5 rebounds before suffering an Achilles' injury. Senior forward Tyler Polley started the first 15 games before tearing an ACL. He averaged 9.5 points and 3.2 boards. Guard Jalen Gaffney started the final 11 games as a freshman and averaged 3.9 points for the year. Reserve guard Brendan Adams averaged 7.4 points while playing 22 minutes per game. Senior forward Isaiah Whaley finished the season strong while averaging 6.0 points and 5.0 boards.

Who's Gone

The Huskies lost forward Christian Vital, whose 16.4 scoring average and 6.3 rebounding mark were both team highs. The other important departure was guard Alterique Gilbert who averaged 8.2 points and a team high 3.6 assists while making 20 starts. Reserve Sidney Wilson transferred after averaging 3.1 points in limited duty.

What's Ahead

The Huskies hope the sweet shooting Polley can be back in form from his ACL injury by the start of the season. Akok may have to wait until January. Six-six freshman guard Andre Jackson is the most heralded recruit and is expected to contend for a starting role. Junior guard R.J. Cole, a transfer from Howard, will push for a starting spot in the backcourt with Bouknight and Gaffney. Six-six junior Tyrese Martin, a transfer from Rhode Island, figures to contribute immediately on the wing. He averaged 12.8 points and 7.1 rebounds last season. Adama Sanogo, a 6-9 freshman, is expected to help immediately in the frontcourt.

2019-20 STATISTICS

##	Player	GP	GS	TOTAL					3-PTS			REBOUNDS														
				Min	Avg	FG	FGA	Pct	3FG	FGA	Pct	FT	FTA	Pct	Off	Def	Tot	Avg	PF	FO	A	TO	Blk	Stl	Pts	Avg
01	VITAL, Christian	31	31	1002	32.3	154	387	.398	66	191	.346	133	148	.899	39	156	195	6.3	81	2	81	83	5	78	507	16.4
	Conference-Only...	18	18	620	34.4	95	241	.394	42	123	.341	90	99	.909	20	78	98	5.4	57	2	44	46	3	46	322	17.9
02	BOUKNIGHT, James	28	16	724	25.9	128	277	.462	25	72	.347	83	101	.822	44	71	115	4.1	74	2	36	50	6	21	364	13.0
	Conference-Only...	18	15	535	29.7	97	218	.445	18	56	.321	63	74	.851	30	56	86	4.8	56	1	28	34	5	15	275	15.3
12	POLLEY, Tyler	15	15	375	25.0	45	108	.417	30	74	.405	23	29	.793	19	29	48	3.2	25	1	9	5	8	6	143	9.5
	Conference-Only...	3	3	64	21.3	8	24	.333	3	12	.250	3	5	.600	6	8	14	4.7	0	0	1	0	0	1	22	7.3
03	GILBERT, Alterique	30	20	817	27.2	84	243	.346	34	107	.318	53	79	.671	13	64	77	2.6	57	0	113	70	3	33	255	8.5
	Conference-Only...	17	7	455	26.7	44	117	.376	19	52	.365	19	32	.594	8	34	42	2.5	34	0	52	38	3	15	126	7.4
25	CARLTON, Josh	31	31	658	21.2	104	207	.502	0	0	.000	33	66	.500	87	102	189	6.1	88	3	21	65	33	12	241	7.8
	Conference-Only...	18	18	334	18.6	42	89	.472	0	0	.000	14	30	.467	49	46	95	5.3	54	1	13	30	16	8	98	5.4
10	ADAMS, Brendan	31	1	681	22.0	74	188	.394	30	108	.278	50	69	.725	21	48	69	2.2	54	1	34	42	4	16	228	7.4
	Conference-Only...	18	1	426	23.7	39	119	.328	20	75	.267	30	44	.682	14	31	45	2.5	36	0	21	26	2	9	128	7.1
05	WHALEY, Isaiah	30	6	563	18.8	68	126	.540	0	0	.000	44	60	.733	60	89	149	5.0	68	2	17	27	46	19	180	6.0
	Conference-Only...	18	6	420	23.3	54	92	.587	0	0	.000	40	52	.769	50	68	118	6.6	45	1	12	20	35	15	148	8.2
23	AKOK, Akok	25	24	702	28.1	57	138	.413	12	46	.261	19	32	.594	33	105	138	5.5	40	0	11	25	66	9	145	5.8
	Conference-Only...	12	11	336	28.0	22	63	.349	4	24	.167	11	18	.611	15	46	61	5.1	20	0	4	14	26	4	59	4.9
00	GAFFNEY, Jalen	31	11	593	19.1	38	113	.336	14	53	.264	30	39	.769	6	32	38	1.2	42	0	66	36	0	19	120	3.9
	Conference-Only...	18	11	430	23.9	28	85	.329	10	42	.236	26	32	.813	5	25	30	1.7	24	0	45	27	0	18	92	5.1
15	WILSON, Sidney	23	0	266	11.6	30	71	.423	5	15	.333	10	17	.588	17	27	44	1.9	45	2	10	18	14	7	75	3.3
	Conference-Only...	12	0	126	10.5	17	38	.447	5	12	.417	2	5	.400	9	8	17	1.4	25	2	3	9	6	4	41	3.4
41	GARRY, Matt	6	0	8	1.3	0	0	.000	0	0	.000	0	4	.000	0	0	0	0.0	0	0	1	0	0	0	0	0.0
	Conference-Only...	1	0	1	1.0	0	0	.000	0	0	.000	0	0	.000	0	0	0	0.0	0	0	0	0	0	0	0	0.0
45	AIYEBUSI, Temi	10	0	10	1.0	0	4	.000	0	1	.000	0	0	.000	0	0	0	0.0	3	0	1	1	0	0	0	0.0
	Conference-Only...	4	0	3	0.8	0	2	.000	0	0	.000	0	0	.000	0	0	0	0.0	1	0	1	1	0	0	0	0.0
	TEAM.....	31													54	58	112	3.6				18				
	Conference-Only...	18													28	37	65	3.6				13				
	Total.....	31				782	1862	.420	216	667	.324	478	644	.742	393	781	1174	37.9	577	13	400	440	185	220	2258	72.8
	Conference-Only...	18				446	1088	.410	121	396	.306	298	391	.762	234	437	673	37.3	352	7	224	258	96	135	1311	72.8
	Opponents.....	31				728	1756	.415	173	524	.330	449	608	.738	326	760	1086	35.0	596	19	364	483	123	215	2078	67.0
	Conference-Only...	18				445	1022	.435	97	278	.349	286	387	.739	189	443	632	35.1	359	7	229	270	67	123	1273	70.7

2020-21 ROSTER

No.	Name	Pos.	Ht.	Wt.	Yr.	Hometown/Previous School
10	Brendan Adams	G	6-4	195	Jr.	Baltimore, Md./Calvert Hall
11	Akok Akok	G	6-9	210	R-So.	Manchester, N.H./Putnam Academy (Ct.)
2	James Bouknight	G	6-5	190	So.	Brooklyn, N.Y./MacDuffie School (Mass.)
31	Javonte Brown	C	7-0	240	Fr.	Toronto, Ont./Thornlea School
25	Josh Carlton	F/C	6-11	245	Sr.	Winterville, N.C./DeMatha (Md.)
1	R.J. Cole	G	6-1	185	R-Jr.	Union, N.J./Howard U.
0	Jalen Gaffney	G	6-3	185	So.	Columbus, N.J./Westtown School (Pa.)
41	Matt Garry	G	6-5	193	Jr.	Southington, Conn./St. Paul Catholic
20	Andrew Hurley	G	6-1	175	Fr.	Glastonbury, Conn./East Catholic
44	Andre Jackson	G	6-6	205	Fr.	Amsterdam, N.Y./Albany Academy
4	Tyrese Martin	G	6-6	215	Jr.	Allentown, Pa./Rhode Island
12	Tyler Polley	F	6-9	215	Sr.	Miramar, Fla./Sagemont
21	Adama Sanogo	F	6-9	245	Fr.	Bamako, Mali/The Patrick School (N.J.)
13	Richie Springs	F	6-9	225	R-Jr.	Brooklyn, N.Y./MacDuffie School (Mass.)
5	Isaiah Whaley	F	6-9	230	Sr.	Gastonia, S.C./Mt. Zion Prep (Md.)

2020-21 NEWCOMERS

- Javonte Brown, C, Fr., 7-0, 240**
- Averaged 18.9 points, 9.8 rebounds and 2.6 blocks as a senior.
 - Was named Ontario Scholastic Basketball Association Defensive Player of the Year.
- R.J. Cole, G, Jr., 6-1, 185**
- Was MEAC Player of the Year in 2018-19 and Rookie of the Year in 2016-17.
 - Averaged 22.5 points, 6.2 assists and 4.0 rebounds in two seasons at Howard.
- Andrew Hurley, G, Fr., 6-1, 175**
- Helped East Catholic to 23-1 record and the CCC league crown as a senior.
- Andre Jackson, G, Fr., 6-6**
- New York Class A Player of the Year as a senior.
 - Averaged 18.8 points, 10.0 rebounds, 5.1 assists and shot 45 percent from 3-point range.
- Adama Sanogo, F, Fr., 6-9, 245**
- Averaged 13.3 points and 10.5 boards as a senior.
 - Before reclassifying for this year, was ranked No. 7 center in class of 2021.
- Richie Springs, F, R-Fr., 6-9, 225**
- Was an academic redshirt in 2019-20 after reclassifying.
 - A strong rebounder, he played two years at the MacDuffie School with James Bouknight.
- Tyrese Martin, G, Jr., 6-6, 215**
- A transfer from Rhode Island, he was granted a waiver and is eligible in 2019-20.
 - Averaged 12.8 points, 7.1 rebounds while shooting 43.3 percent from 3-point range.

Connecticut



HEAD COACH DAN HURLEY

Hired at Connecticut: March 22, 2018.

Coaching File: Head coach, Rhode Island, 2012-18; Head coach, Wagner, 2010-12; Head coach, St. Benedict's HS (Newark, N.J.), 2001-10; Assistant coach, Rutgers, 1997-2001; Assistant coach, St. Anthony HS (Jersey City, N.J.), 1996-97.

Highlights: 2018 Atlantic 10 Coach of the Year; 2016-17 NCAA (Second Round); Atlantic 10 Regular Season Champions, 2016-17 2015-16 NCAA

(Second Round); As an assistant at Butler in 2006-07, team was 29-7, won the Horizon League regular-season title and advanced to NCAA Sweet 16. In his lone season as head coach at Milwaukee, he led the team to the conference tournament title game as a No. 10 seed. Michigan made five NCAA trips in his six seasons there, including an appearance in the 2013 national championship game and 2014 Elite Eight. In three years at Iowa, coached under former Butler coach Todd Lickliter. He also coached under Lickliter at Butler after playing for Barry Collier and Thad Matta.

Playing File: Was a three-year starter at guard for Butler (1998-01). He helped the Bulldogs win three straight conference titles and two Midwestern Collegiate Conference regular-season titles. He was the Tournament MVP in 2001. Played in the NCAA Tournament in 1998, 2000, 2001 and the NIT in 1999. In 2001, he helped Butler win its first NCAA Tournament game in 39 years with a 79-63 win over Wake Forest. After graduation, played with the Huntsville Flight in the National Basketball Development League and in Europe.

Education: B.A., Liberal Studies, Seton Hall, 1996.

Personal: Native of Jersey City, N.J. Birthdate: 1-16-73. He and his wife Andrea have two sons, Danny, and Andrew, a freshman on the UConn team.

HURLEY'S RECORD

Career Record (10 years)	186-134 (.581)
UConn Record (2 years)	35-29 (.537)
Rhode Island Record (six years)	113-82 (.579)
Wagner Record (two years)	11-24 (.314)

BIG EAST Record..... First Year in BIG EAST

NCAA Record (two appearances)	2-2 (.500)
NIT Record (one appearance)	1-1 (.500)

YEAR-BY-YEAR

	Overall	Conference	Conf. Tour.	Postseason
2010-11 Wagner	13-17	9-9/	3-1/2nd	---
2011-12 Wagner	25-6	15-3/	1-1	---
2012-13 Rhode Island	8-21	3-13/T8th	0-1	NIT 0-1
2013-14 Rhode Island	14-18	5-11		
2014-15 Rhode Island	23-10	13-5		
2015-16 Rhode Island	17-15	9-9		
2016-17 Rhode Island	25-10	13-5		NCAA 1-1
2017-18 Rhode Island	26-8	15-3/1st		NCAA 1-1
2018-19 Connecticut	16-17	6-12/T9th	1-1	
2019-20 Connecticut	19-12	10-8/T5th	---	---

BIG EAST REGULAR SEASON RESULTS

Year	Won-Lost	Home	Away	Finish	Championship Seed
1979-80	3-3	3-0	0-3	4th	#4
1980-81	8-6	5-2	3-4	T3rd	#5
1981-82	7-7	4-3	3-4	T5th	#6
1982-83	5-11	2-6	3-5	7th	#7
1983-84	5-11	2-6	3-5	T7th	#7
1984-85	6-10	4-4	2-6	7th	#7
1985-86	3-13	3-5	0-8	T8th	#8
1986-87	3-13	1-7	2-6	T8th	#9
1987-88	4-12	3-5	1-7	9th	#9
1988-89	6-10	5-3	1-7	T7th	#7
1989-90	12-4	7-1	5-3	T1st	#2
1990-91	9-7	5-3	4-4	T3rd	#3
1991-92	10-8	7-2	3-6	T5th	#6
1992-93	9-9	5-4	4-5	T4th	#4
1993-94	16-2	9-0	7-2	1st	#1
1994-95	16-2	8-1	8-1	1st	#1
1995-96	17-1	9-0	8-1	1st, BE6	#1
1996-97	7-11	3-6	4-5	6th, BE6	#11
1997-98	15-3	9-0	6-3	1st, BE6	#1
1998-99	16-2	7-2	9-0	1st	#1
1999-00	10-6	5-3	5-3	T4th	#4
2000-01	8-8	7-1	1-7	T3rd, East	#6, East
2001-02	13-3	8-0	5-3	1st, East	#1, East
2002-03	10-6	6-2	4-4	T1st, East	#2, East
2003-04	12-4	7-1	5-3	2nd	#2
2004-05	13-3	6-2	7-1	T1st	#2
2005-06	14-2	8-0	6-2	T1st	#1
2006-07	6-10	4-4	2-6	12th	#12
2007-08	13-5	8-1	5-4	4th	#4
2008-09	15-3	7-2	8-1	T2nd	#3
2009-10	7-11	5-4	2-7	T11th	#12
2010-11	9-9	5-4	4-5	T9th	#9
2011-12	8-10	5-4	3-6	T9th	#9
2012-13	10-8	4-5	6-3	T7th	--

BIG EAST CHAMPIONSHIP RESULTS (1980-12)

vs.	Won	Lost		
Boston College	2	1	Rutgers	1 0
DePaul	2	0	St. John's	2 4
Georgetown	6	2	Seton Hall	5 2
Louisville	1	0	Syracuse	6 8
Notre Dame	2	0	Villanova	2 3
Pittsburgh	4	3	W. Virginia	1 1
Providence	2	2	Total	36 26

2019-20 RESULTS (19-12, 10-8 AMERICAN)

(HOME: 14-3/AWAY: 3-7/NEUTRAL: 2-2)

			Attendance	High Scorer/Rebounder
NOVEMBER				
9	Sacred Heart	W, 89-67	10,167	Carlton 18/Carlton 8
13	Saint Joseph's	L, 96-87	4,081	Vital 26/Vital 16
17	Florida	W, 62-59	10,167	Vital 15/Akok 8
<i>Charleston Classic, Charleston, S.C.</i>				
21	vs. Buffalo	W, 79-68	4,003	Adams 20/Carlton 10
22	vs. Xavier	L, 75-64 2ot	4,416	Bouknight 19/Vital 12
24	vs. Miami	W, 80-55		Carlton 16/Akok 7
DECEMBER				
1	Maine	W, 64-40	7,129	Bouknight 15/Bouknight 5
4	Iona	W, 80-62	5,909	Carlton 19/Carlton 12
<i>Jimmy V Classic, New York, N.Y.</i>				
10	vs. Indiana	L, 57-54	10,945	Carlton 18/Vital 8
18	Saint Peter's	W, 66-56	7,514	Polley 12/Akok 8
22	New Hampshire	W, 88-62	9,374	Gilbert 21/Vital 7
29	NJIT	W, 69-47	10,507	Vital 23/Akok 10
JANUARY				
1	at CINCINNATI	L, 67-51	10,833	Adams 11/Akok 9
4	at SOUTH FLORIDA	L, 75-60	4,694	Bouknight 11/Bouknight 6
8	TULANE	W, 67-61	5,721	Polley 19/Polley 11
12	WICHITA STATE	L, 89-86 2ot	13,281	Vital 25/Carlton 12
18	at Villanova	L, 61-55	16,723	Vital 13/Vital 8
23	at HOUSTON	L, 63-59	7,035	Vital 14/Whaley 11
26	TULSA	L, 79-75 ot	10,509	Bouknight 16/Vital 7
29	TEMPLE	W, 78-63	7,886	Vital 15/Vital 10
FEBRUARY				
1	at MEMPHIS	L, 70-63	16,240	Vital 20/Whaley 9
6	at TULSA	W, 72-56	4,630	Bouknight 22/Whaley 12
9	CINCINNATI	W, 72-71 ot	9,409	Bouknight 23/Carlton 10
12	at SMU	L, 79-75	4,249	Bouknight 21/Whaley 7
16	MEMPHIS	W, 64-61	15,564	Vital 23/Carlton 13
20	at TEMPLE	L, 93-89 2ot	6,604	Vital 21/Whaley 14
23	SOUTH FLORIDA	W, 78-71	9,524	Vital 24/Vital 6
26	UCF	W, 81-65	9,480	Vital 18/Whaley 11
29	at EAST CAROLINA	W, 84-63	5,003	Vital 27/Bouknight 10
MARCH				
5	HOUSTON	W, 77-71	10,1067	Vital 26/Bouknight 7
8	at TULANE	W, 80-76	1,897	Vital 28/Whaley 10

ALL CAPS - American Athletic Conference game

CAREER LEADERS

Points	Total
Chris Smith, 1988-92	2,145-16.9
Richard Hamilton, 1996-99	2,036-19.8
Tony Hanson, 1973-77	1,990-17.9
Shabazz Napier, 2010-14	1,959-13.7
Ray Allen, 1993-96	1,922-19.0
Corny Thompson, 1978-82	1,810-15.9
Ben Gordon, 2001-04	1,795-16.9
Ryan Boatwright, 2011-15	1,786-14.0
Kemba Walker, 2008-11	1,783-16.1
Jalen Adams, 2015-19	1,706-13.8

Rebounds	Total
Art Quimby, 1951-55	1,716-21.4
Toby Kimball, 1962-65	1,324-17.9
Jeff Adrien, 2005-09	1,126-8.5
Emeka Okafor, 2001-04	1,091-10.6
John Thomas, 1972-76	1,023-11.2
Corny Thompson, 1978-82	1,017-8.9
Bill Corley, 1965-68	986-13.7
Kevin Freeman, 1996-00	913-6.5
Jake Voskuhl, 1996-00	880-6.4
Hasheem Thabeet, 2006-09	847-8.5

Assists	Total
Taliek Brown, 2000-04	722
Tate George, 1986-90	677
Shabazz Napier, 2010-14	646
Kevin Ollie, 1991-95	619
Doron Sheffer, 1993-96	559
Karl Hobbs, 1980-84	534
Jalen Adams, 2015-19	511
Marcus Williams, 2003-06	510
Ricky Moore, 1995-99	510

Steals	Total
Scott Burrell, 1989-93	310
Shabazz Napier, 2010-14	251
Tate George, 1986-90	201
Doron Sheffer, 1993-96	194
Chris Smith, 1988-92	193
Jerome Dyson, 2006-10	188
Khalid El-Amin, 1997-00	186

Blocked Shots	Total
Emeka Okafor, 2001-04	441
Hasheem Thabeet, 2006-09	417
Amida Brimah, 2013-17	367
Donyell Marshall, 1991-94	245
Josh Boone, 2003-06	222
Jake Voskuhl, 1996-00	193
Hilton Armstrong, 2002-06	191
Travis Knight, 1992-96	179



Mitch Ballock



QUICK FACTS

Location: Omaha, Neb.
Enrollment: 8,821
Founded: 1878
Nickname: Bluejays
Colors: Blue and White
Home Court: CHI Health Center (17,390)

COACHING STAFF

Head Coach

Greg McDermott (Northern Iowa '88)
Office Phone: (402) 280-1795

Assistant Coaches

Alan Huss (Creighton '02)
Paul Lusk (Southern Illinois '95)
Terrence Rencher (Texas '07)

ADMINISTRATION

President

Rev. Daniel Hendrickson, S.J., Ph.D.

Director of Athletics

Bruce Rasmussen
Athletics Phone: (402) 280-2720

Sports Information Director

Rob Anderson
Office Phone: (402) 280-5544
Cell Phone: (402) 660-5854
Email: randerson@creighton.edu

REGULAR SEASON GAMES

Home Record: 41-22
Best Home Record: 9-0 in 2013-14
Worst Home Record: 2-7 in 2014-15
Most Consecutive Home Wins: 9 in 2013-14
Most Consecutive Home Losses: 3 twice in 2014-15
Road Record: 28-35
Best Road Record: 5-4 in 2013-14, 2016-17, 2019-20
Worst Road Record: 2-7 in 2013
Most Consecutive Road Wins: 3 in 2013-14, 2016-17
Most Consecutive Road Losses: 5 in 2014-15
Longest Winning Streak: 5 in 2013-14, 2016-17
Longest Losing Streak: 8 games in 2014-15

BLUEJAYS PREVIEW

The Big Picture

Creighton had already notched a 20-win season for the 20th time in the last 22 years by the time it claimed a share of its first BIG EAST regular-season crown and the top seed in the BIG EAST Tournament with a win in the regular-season finale. Going into 2020-21, the Bluejays lost All-BIG EAST First Team guard Ty-Shon Alexander to the NBA Draft a year early, but the early prognostications still have the Bluejays in the national polls. The other four starters return for coach Greg McDermott, the BIG EAST Coach of the Year in 2019-20. His team's vaunted perimeter attack led the BIG EAST in scoring offense (78.3 ppg), scoring margin (+8.6), field goal percentage (.471) and 3-point percentage (.386).

Who's Back

Guard The Bluejays' offense is led by junior Marcus Zegarowski and senior Mitch Ballock. Zegarowski made All-BIG EAST Second Team after averaging 16.1 points and shooting 42.4 percent from 3-point range. Ballock averaged 11.9 points and was even more accurate from beyond the arc, making 43.5 percent, which ranked second in the league. Denzel Mahoney, a 6-5 senior wing, picked up the BIG EAST Sixth Man Award after averaging 12.0 points and 3.1 rebounds. Senior Damien Jefferson and junior Christian Bishop are returning starters in the frontcourt. Jefferson averaged 9.4 points and 5.5 boards while Bishop posted 8.6 points and 5.3 rebounds. Sophomore guard Shareef Mitchell averaged 2.7 points as a reserve. Creighton hopes to get junior center Jacob Epperson back after a leg injury in 2019-20.

Who's Gone

Alexander was one of the elite two-way players in the BIG EAST last season. He ranked third in the league with a 16.9 scoring mark, second in free throw shooting, making 86.0 percent and fourth in 3-pointers made with 81. Alexander also was a top-notch defender, averaging 1.3 steals. The Bluejays also said goodbye to center Kelvin Jones, who averaged 3.0 points and 3.6 rebounds as a graduate transfer.

What's Ahead

Despite losing Alexander, the Bluejays appear to be primed for an excellent season. The four returning starters have all been successful while navigating through the BIG EAST wars. Some of the profiles of the newcomers look like they will fit in well with McDermott's up-tempo pace. Sophomore Antwann Jones, a transfer from Memphis, is a 6-6 shooting guard, should offer immediate help, though Rati Andronikashvili, a 6-4 guard, and Modestas Kancleris, a 6-9 forward, both suffered ACL injuries in the preseason and may miss the season. They are part of a freshman class that includes 7-0 Ryan Kalkenbrenner, who carries credentials as an effective rim protector.

2019-20 STATISTICS

##	Player	GP	GS	TOTAL					3-PTS			REBOUNDS					PF	FO	A	TO	Blk	Stl	Pts	Avg		
				Min	Avg	FG	FGA	Pct	3FG	FGA	Pct	FT	FTA	Pct	Off	Def									Tot	Avg
05	ALEXANDER, Ty-Shon	31	31	1076	34.7	163	378	.431	81	203	.399	117	136	.860	8	148	156	5.0	53	0	72	42	8	41	524	16.9
	Conference-Only...	18	18	639	35.5	96	224	.429	47	125	.376	71	81	.877	1	78	79	4.4	31	0	47	16	4	29	310	17.2
11	ZEGAROWSKI, Marcus	31	30	1073	34.6	182	373	.488	75	177	.424	61	80	.763	5	112	117	3.8	61	0	156	80	3	34	500	16.1
	Conference-Only...	18	17	626	34.8	93	202	.460	41	90	.456	33	43	.767	3	66	69	3.8	40	0	94	49	2	22	260	14.4
34	MAHONEY, Denzel	21	1	473	22.5	80	190	.421	29	81	.358	62	74	.838	22	44	66	3.1	45	0	14	29	2	19	251	12.0
	Conference-Only...	18	1	401	22.3	68	157	.433	24	63	.381	53	59	.898	18	36	54	3.0	37	0	13	26	0	15	213	11.8
24	BALLOCK, Mitch	31	31	1115	36.0	123	280	.439	93	214	.435	29	39	.744	13	152	165	5.3	42	0	95	28	10	24	368	11.9
	Conference-Only...	18	18	663	36.8	70	165	.424	55	129	.426	14	19	.737	5	89	94	5.2	23	0	60	17	2	9	209	11.6
23	JEFFERSON, Damien	30	29	812	27.1	120	225	.533	10	46	.217	33	52	.635	50	115	165	5.5	49	0	43	35	5	19	283	9.4
	Conference-Only...	18	18	508	28.2	82	137	.599	6	22	.273	21	28	.750	35	66	101	5.6	29	0	23	19	5	11	191	10.6
13	BISHOP, Christian	31	31	668	21.5	106	179	.592	1	1	1.000	55	95	.579	57	106	163	5.3	93	2	41	47	35	21	268	8.6
	Conference-Only...	18	18	386	21.4	60	99	.606	0	0	.000	32	56	.571	29	53	82	4.6	52	0	30	26	22	11	152	8.4
43	JONES, Kelvin	28	0	313	11.2	38	69	.551	0	0	.000	8	17	.471	46	56	102	3.6	65	0	13	26	14	10	84	3.0
	Conference-Only...	18	0	184	10.2	16	33	.485	0	0	.000	4	9	.444	27	32	59	3.3	41	0	7	15	12	6	36	2.0
04	MITCHELL, Shereef	27	2	372	13.8	29	65	.446	1	12	.083	15	22	.682	6	32	38	1.4	38	0	39	23	1	20	74	2.7
	Conference-Only...	14	0	120	8.6	7	15	.467	1	4	.250	3	7	.429	1	10	11	0.8	16	0	15	14	1	8	18	1.3
21	WINDHAM, Jalen	16	0	105	6.6	15	41	.366	7	26	.269	5	6	.833	1	12	13	0.8	4	0	3	8	0	5	42	2.6
	Conference-Only...	8	0	20	2.5	2	11	.182	2	10	.200	0	0	.000	0	3	3	0.4	1	0	0	1	0	1	6	0.8
10	CANFIELD, Jett	21	0	128	6.1	5	17	.294	3	11	.273	3	4	.750	0	6	6	0.3	10	0	12	2	0	5	16	0.8
	Conference-Only...	10	0	23	2.3	0	1	.000	0	0	.000	2	2	1.000	0	1	1	0.1	1	0	1	1	0	0	2	0.2
12	SCURRY, Jordan	15	0	44	2.9	4	12	.333	2	9	.222	0	0	.000	2	2	4	0.3	6	0	1	3	0	4	10	0.7
	Conference-Only...	8	0	14	1.8	1	3	.333	0	1	.000	0	0	.000	0	0	0	0.0	1	0	1	0	0	1	2	0.3
20	ZEIL, Nic	15	0	46	3.1	1	10	.100	0	3	.000	6	8	.750	3	6	9	0.6	6	0	2	1	1	1	8	0.5
	Conference-Only...	9	0	16	1.8	0	5	.000	0	2	.000	3	4	.750	2	1	3	0.3	1	0	0	1	1	1	3	0.3
TM	TEAM.....															33	42	75	2.5	0		12			0	
	Conference-Only...															18	26	44	2.4	0		6			0	
	Total.....	31				866	1839	.471	302	783	.386	394	533	.739	246	833	1079	34.8	472	2	489	337	79	203	2428	78.3
	Conference-Only...	18				495	1052	.471	176	446	.395	236	308	.766	139	461	600	33.3	273	0	291	191	49	114	1402	77.9
	Opponents.....	31				810	1928	.420	232	738	.314	310	444	.698	350	797	1147	37.0	514	-	413	383	100	150	2162	69.7
	Conference-Only...	18				479	1125	.426	141	432	.326	180	257	.700	223	453	676	37.6	301	5	260	211	58	85	1279	71.1

2020-21 ROSTER

No.	Name	Pos.	Ht.	Wt.	Yr.	Hometown/Previous School
44	Rati Andronikashvili	G	6-4	185	Fr.	Tbilisi, Georgia/35 Sajaro Skoka
24	Mitchell Ballock	G	6-5	205	Sr.	Eudora, Kan./Eudora
13	Christian Bishop	F	6-7	220	Jr.	Lee's Summit, Mo./West
10	Jett Canfield	G	5-10	155	So.	Topeka, Kan./Hayden Catholic
41	Jacob Epperson	C	6-11	235	Jr.	Melbourne, Australia/La Lumiere
23	Damien Jefferson	F	6-5	220	Jr.	East Chicago, Ind./New Mexico
0	Antwann Jones	G	6-6	220	So.	Orlando Fla./Memphis
32	Ryan Kalkbrenner	C	7-0	235	Fr.	St. Louis, Mo./Trinity Catholic
55	Modestas Kancleris	F	6-9	195	Fr.	Kaunas, Lithuania
34	Denzel Mahoney	G/F	6-5	220	Sr.	Oviedo, Fla./SE Missouri State
12	Andrew Merfeld	G	5-11	185	Fr.	Omaha, Neb./Skutt Catholic
4	Shereef Mitchell	G	6-0	170	So.	Omaha, Neb./Sunrise Christian Acad.
14	Sami Osmani	G	6-4	205	Fr.	Oak Lawn, Ill./Oak Lawn
11	Marcus Zegarowski	G	6-2	180	Jr.	Hamilton, Mass./Tilton School (N.H.)
20	Nic Zeil	F	6-8	210	So.	Kansas City, Mo./Park Hill

2020-21 NEWCOMERS

Rati Andronikashvili, G, Fr., 6-4

- Has played in over 50 games in FIBA qualifiers at the U16, U18, U20 and Senior Team levels.
- Averaged a team-high 16.9 points and 5.9 boards at the U20 European Championships in 2019.

Antwann Jones, G, So., 6-6, 220

- A transfer from Memphis, he sat out 2019-20 season.
- Averaged 4.7 points and 3.0 rebounds, averaging 16.7 minutes at Memphis in 2018-19.

Ryan Kalkbrenner, C, Fr., 7-0, 235

- Was a two-time Missouri Class 3 All-State selection.
- Averaged 16.3 points, 11 rebounds and 5.7 blocks as a senior.

Modestas Kancleris, F, Fr., 6-9, 195

- Played for the U18 and U16 Lithuanian National Team.
- Played for European power BC Zalgiris for past four years.

Andrew Merfeld, G, Fr., 5-11, 185

- Helpd Skutt Catholic to a 26-0 mark and a Class B state championship as a senior.

Sami Osmani, G, Fr., 6-4, 205

- Averaged 19.4 points as a senior and was Oak Lawn's all-time leading scorer.

Creighton



HEAD COACH GREG MCDERMOTT

Hired at Creighton: April 27, 2010

Coaching File: Head coach, Iowa State, 2006-10; Head coach, Northern Iowa, 2001-06; Head coach, North Dakota State, 2000-01; Head coach, Wayne State (Neb.), 1994-2000; Assistant coach, North Dakota, 1989-94.

Highlights: BIG EAST Coach of the Year 2019-20; 2019 NIT Quarterfinals; 2018 NCAA; 2017 NCAA; 2016 NIT

Quarterfinals; 2014 NCAA Tournament; 2012-13 MVC Coach of the Year and NABC District 16 Coach of the Year; His Creighton team tied a school record for wins with a 29-6 mark. His 2005-06 Northern Iowa team earned an AP ranking for the first time in school history; Was '99-00 Northern Sun Coach of the Year; Two of his teams were inducted into the school's Hall of Fame. He was inducted into the Wayne State Hall of Fame in 2006.

Collegiate File: Was a 1,000-point scorer and a four-year letterman as a center at Northern Iowa ('88).

Professional File: Played in Switzerland in 1988-89.

Education: B.A., (1988), Northern Iowa. Master's degree (1994) from the U.S. Sports Academy.

Personal: Native of Cascade, Iowa; Birthdate 11-25-64. He and his wife Theresa have three children: Nick, Doug and Sydney. Doug is a former BIG EAST Player of the Year and plays for the Indiana Pacers.

MCDERMOTT'S RECORD

Career Record (26 years).....	511-311 (.622)
Creighton Record (10 years).....	231-116 (.666)
Iowa State (four years)	59-68 (.465)
Northern Iowa (five years).....	90-63 (.588)
North Dakota State (one year)	15-11 (.577)
Wayne State (six years)	116-53 (.686)

BIG EAST Regular Season Record (seven years)	69-57 (.548)
BIG EAST Tournament Record (six years).....	5-6 (.455)
BIG EAST Overall Record (seven years).....	74-63 (.540)

NCAA Record (eight appearances)	3-8 (.273)
NIT Record (two appearances).....	4-2 (.667)
CBI Record (one appearance).....	4-2 (.667)

YEAR-BY-YEAR

		Overall	Conference	Conf. Tourm.	Postseason
1994-95	Wayne State	14-13	—	—	—
1995-96	Wayne State	12-15	—	—	—
1996-97	Wayne State	21-7	—	—	—
1997-98	Wayne State	20-7	—	—	—
1998-99	Wayne State	23-5	—	—	NCAA DII
1999-00	Wayne State	26-6	—	—	NCAA DII
2000-01	North Dakota State	15-11	7-11	—	—
2001-02	Northern Iowa	14-15	8-10/7th	1-1	—
2002-03	Northern Iowa	11-17	7-11/7th	0-1	—
2003-04	Northern Iowa	21-10	12-6/T2nd	3-0/1st	NCAA 0-1
2004-05	Northern Iowa	21-11	11-7/T3rd	0-1	NCAA 0-1
2005-06	Northern Iowa	23-10	11-7/t5th	1-1	NCAA 0-1
2006-07	Iowa State	15-16	6-10/T7th	0-1	—
2007-08	Iowa State	14-18	4-12/11th	0-1	—
2008-09	Iowa State	15-17	4-12/10th	0-1	—
2009-10	Iowa State	15-17	4-12/T9th	0-1	—
2010-11	Creighton	23-16	10-8/T4th	1-1	CBI 4-2/2nd
2011-12	Creighton	29-6	14-4/2nd	3-0/1st	NCAA 1-1
2012-13	Creighton	28-8	13-5/1st	3-0/1st	NCAA 1-1
2013-14	Creighton	27-8	14-4/2nd	2-1/2nd	NCAA 1-1
2014-15	Creighton	14-19	4-14/T9th	1-1	—
2015-16	Creighton	20-15	9-9/6th	0-1	NIT 2-1
2016-17	Creighton	25-10	10-8/T3rd	2-1	NCAA 0-1
2017-18	Creighton	21-12	10-8/T3rd	0-1	NCAA 0-1
2018-19	Creighton	20-15	9-9/T3rd	0-1	NIT 2-1
2019-20	Creighton	24-7	13-5/T1st	---	---

BIG EAST REGULAR SEASON RESULTS

Year	Won-Lost	Home	Away	Finish	Championship Seed
2013-14	14-4	9-0	5-4	2nd (tie)	#2
2014-15	4-14	2-7	2-7	9th (tie)	#10
2015-16	9-9	5-4	4-5	6th	#6
2016-17	10-8	5-4	5-4	3rd (tie)	#6
2017-18	10-8	7-2	3-6	3rd (tie)	#4
2018-19	9-9	5-4	4-5	3rd (tie)	#5
2019-20	13-5	8-1	5-4	1st (tie)	#1

BIG EAST CHAMPIONSHIP RESULTS (2013-20)

vs.	Won	Lost
DePaul	2	0
Georgetown	0	1
Providence	1	2
Seton Hall	0	1
Villanova	0	1
Xavier	2	1
Total	5	6

2019-20 RESULTS (24-7, 13-5 BIG EAST)

(HOME: 17-1/AWAY: 6-5/NEUTRAL: 1-1)

			Attendance	High Scorer/Rebounder
NOVEMBER				
5	Kennesaw State	W, 81-55	16,321	Alexander 19/Two with 7
<i>Gavitt Tipoff Games</i>				
12	at Michigan	L, 79-69	11,318	Alexander 20/Jones 9
16	Louisiana Tech	W, 82-72	16,919	Ballock 22/Jefferson 7
<i>Las Vegas Invitational, Las Vegas, Nev.</i>				
22	Cal-Poly	W, 86-70	16,783	Zegarowski 18/Jefferson 8
24	North Florida	W, 76-67	16,562	Zegarowski 19/Ballock 11
28	vs. San Diego State	L, 83-52		Ballock 12/Bishop 5
29	vs. Texas Tech	W, 83-76 ot		Zegarowski 32/Alexander 12
DECEMBER				
3	Oral Roberts	W, 72-60	16,427	Bishop 17/Two with 8
7	Nebraska	W, 95-76	18,068	Zegarowski 30/Two with 9
13	UT-Rio Grande Valley	W, 89-58	16,346	Alexander 22/Alexander 8
<i>BIG EAST-Big 12 Battle</i>				
17	Oklahoma	W, 83-73	17,146	Zegarowski 20/Alexander 11
21	at Arizona State	W, 67-60	9,395	Two with 14/Bishop 9
28	Midland	W, 91-54	16,914	Two with 19/Jefferson 11
JANUARY				
1	MARQUETTE	W, 92-75	17,289	Ballock 24/Two with 8
4	at BUTLER	L, 71-57	9,129	Zegarowski 15//Alexander 7
7	VILLANOVA	L, 64-59	17,682	Bishop 16/Bishop 9
11	at XAVIER	W, 77-65	10,529	Ballock 19/Ballock 8
15	at GEORGETOWN	L, 83-80	5,920	Zegarowski 20/Alexander 5
18	PROVIDENCE	W, 78-74	17,048	Alexander 24/Jefferson 10
22	at DEPAUL	W, 83-68	4,535	Ballock 19/Ballock 6
26	XAVIER	W, 77-66	17,796	Alexander 24/Two with 5
FEBRUARY				
1	at VILLANOVA (WF)	W, 76-61	15,105	Mahoney 21/Alexander 10
5	at PROVIDENCE	L, 73-56	10,102	Alexander 15/Two with 5
8	ST. JOHN'S	W, 94-82	18,122	Zegarowski 23/Two with 7
12	at SETON HALL	W, 87-82	9,736	Four with 18/Jefferson 9
15	DEPAUL	W, 93-64	17,865	Alexander 24/Ballock 9
18	at MARQUETTE	W, 73-65	14,329	Alexander 22/Jefferson 8
23	BUTLER	W, 81-59	18,148	Zegarowski 25/Bishop 7
MARCH				
1	at ST. JOHN'S (CA)	L, 91-71	4,260	Jefferson 20/Jefferson 8
4	GEORGETOWN	W, 91-76	17,696	Two with 20/Jones 6
7	SETON HALL	W, 77-60	18,519	Zegarowski 23/Two with 6

(CA) - Carnesecca Arena I (WF) - Wells Fargo Center

CAREER LEADERS

Points	Total-Avg.
Doug McDermott, 2010-14	3,150
Rodney Buford, 1995-99	2,116
Bob Harstad, 1987-91	2,110
Chad Gallagher, 1987-91	1,983
Bob Portman, 1966-69	1,876
Kyle Korver, 1999-03	1,801
Nate Funk, 2002-07	1,754
Rick Apke, 1974-78	1,682
Paul Silas, 1961-64	1,661
Vernon Moore, 1981-85	1,654

Rebounds	Total-Avg.
Paul Silas, 1961-64	1,751
Bob Harstad, 1987-91	1,126
Doug McDermott, 2010-14	1,088
Benoit Benjamin, 1982-85	1,005
Bob Portman, 1966-69	979
Chad Gallagher, 1987-91	891
Kenny Lawson, Jr., 2006-11	762
Rodney Buford, 1995-99	716
Rick Apke, 1974-78	709
Wally Anderzunas, 1965-67, 68-69	696

Assists	Total
Ryan Sears, 1997-01	570
Ralph Bobik, 1971-74	549
Antoine Young, 2008-12	505
Grant Gibbs, 2011-14	498
Austin Chatman, 2011-15	493
Randy Eckker, 1974-78	458
Tyler McKinney, 2001-05	430
Vernon Moore, 1981-85	418
Maurice Watson Jr., 2015-17	391
Josh Dotzler, 2005-09	388

Steals	Total
Ryan Sears, 1997-01	283
Josh Dotzler, 2005-09	196
Rodney Buford, 1995-99	195
Duan Cole, 1987-92	186
Kyle Korver, 1999-03	172
Johnny Mathies, 2003-06	157
Latrell Wrightsell, 1998-02	154
Vernon Moore, 1981-85	150
Ben Walker, 1997-01	148
Khyri Thomas, 2015-18	141

Blocked Shots	Total
Benoit Benjamin, 1982-85	411
Chad Gallagher, 1987-91	183
Gregory Echenique, 2010-13	174
Kenny Lawson, Jr., 2006-11	153
Brody Deren, 2001-04	138
Anthony Tolliver, 2003-07	136
Doug Swenson, 1997-99	109
Joe Dabbert, 2000-04	104
Adam Reid, 1994-97	79
Livan Pyfrom, 1999-01	76



Charlie Moore



QUICK FACTS

Location: Chicago, Ill.
Enrollment: 22,437
Founded: 1898
Nickname: Blue Demons
Colors: Royal Blue and Scarlet
Home Court: Wintrust Arena (10,387)

COACHING STAFF

Head Coach
 Dave Leitao (Northeastern '83)
 Office Phone: (773) 325-7521

Assistant Coaches

Shane Heirman (Tulsa '11)
 Tim Anderson (Okla. Panhandle St. '06)
 Marc Hsu (Cabrini, '04)

ADMINISTRATION

President

A. Gabriel Esteban, Ph.D.

Director of Athletics

DeWayne Peevy
 Athletics Phone: (773) 325-7504

Director of Athletic Communications

Greg Greenwell
 Office Phone: (773) 325-7546
 Cell Phone: (773) 343-3722
 Email: gggreenwe@depaul.edu

REGULAR SEASON GAMES

Home Record: 34-99
Best Home Record: 6-2 in 2006-07
Worst Home Record: 0-9 in 2008-09
Most Consecutive Home Wins: 5 in 2006-07
Most Consecutive Home Losses: 15, 2008-09 through 2009-10 and 2009-10 through 2010-11
Road Record: 21-112
Best Road Record: 3-5 in 2006-07
Worst Road Record: 0-9 in 2008-09, 2009-10, 2019-20
Most Consecutive Road Wins: 2 in 2005-06
Most Consecutive Road Losses: 19 over 2007-08 and 2009-10
Longest Winning Streak: 3 games in 2006-07 and 2014-15
Longest Losing Streak: 30, 2007-08 through 2010-11

BLUE DEMONS PREVIEW

The Big Picture

Last year, the Blue Demons turned some heads in non-conference play with a 12-1 start, which was the program's best record out of the gate since 1986-87. When the BIG EAST schedule hit, some early close losses ensued and the momentum ended. The final records were 16-16 overall and 3-15 in the BIG EAST. For 2020-21, coach Dave Leitao can point to three returning starters and a collection of newcomers that includes transfers and a freshman to help lift the overall mark back over .500 and push the Blue Demons up in the standings.

Who's Back

Guard Charlie Moore averaged 15.5 points, a league-leading 6.1 assists and 1.5 steals. He is the BIG EAST's second leading returning scorer. The frontcourt returns Jaylen Butz, a 6-9 senior, who averaged 10.1 points, 5.4 rebounds and ranked third in the league in field goal shooting, making 59.3 percent. Forward Romeo Weems made the BIG EAST All-Freshman Team after averaging 8.0 points and 4.9 rebounds while starting every game. Versatile forward Darious Hall was a valuable reserve who averaged 4.5 points and 4.3 boards. DePaul has high hopes for sophomore forward Nick Ongenda to take a noticeable jump after averaging 2.7 points and 2.0 rebounds. Guards Markese Jacobs (3.2 ppg) and Oscar Lopez also helped as freshman reserves.

Who's Gone

Paul Reed left a year early for the NBA Draft after earning All-BIG EAST Second Team honors. The dynamic forward averaged 15.1 points and ranked second in the conference in rebounds (10.7), blocked shots (2.6) and steals (1.9). He posted 17 double-doubles. Jalen Coleman-Lands, a strong shooting wing who averaged 11.1 points, and reserve guard Devin Gage (4.5) transferred.

What's Ahead

Leitao is hoping an influx of transfers and freshmen can make some important contributions. Ray Salnave, a graduate transfer guard from Monmouth where he was All-MAAC Second Team last year, should help lighten the load for Moore, who played 35.6 minutes per game. Guard Javon Freeman-Liberty is a transfer from Valparaiso where he scored 992 points in two seasons. Courvoisier McCauley is another guard transfer, coming from D-II Lincoln Memorial where he was an NABC All-America choice. Kobe Elvis is a freshman backcourt candidate who was a top player in Ontario, Canada. Pauly Paulicap, a 6-8 graduate transfer from Manhattan College, will help fortify the frontcourt. He averaged 10.4 points and 6.6 rebounds last year.

2019-20 STATISTICS

##	Player	GP	GS	Min	Avg	TOTAL			3-PTS			REBOUNDS			PF	FO	A	TO	Blk	Stl	Pts	Avg				
						FG	FGA	Pct	3FG	FGA	Pct	FT	FTA	Pct									Off	Def	Tot	Avg
11	MOORE, Charlie	32	32	1139	35.6	164	436	.376	53	167	.317	116	143	.811	15	91	106	3.3	81	3	196	112	2	49	497	15.5
	Conference-Only...	18	18	655	36.4	85	244	.348	25	90	.278	70	87	.805	10	59	69	3.8	58	1	100	70	0	21	265	14.7
04	REED, Paul	29	29	921	31.8	182	353	.516	16	52	.308	59	80	.738	95	215	310	10.7	86	4	47	66	74	54	439	15.1
	Conference-Only...	15	15	472	31.5	90	180	.500	8	25	.320	27	39	.692	54	102	156	10.4	44	2	22	34	32	31	215	14.3
05	COLEMAN-LANDS, J.	32	32	965	30.2	117	322	.363	63	196	.321	59	72	.819	15	72	87	2.7	80	0	37	45	3	22	356	11.1
	Conference-Only...	18	18	570	31.7	67	189	.354	30	108	.278	44	53	.830	9	42	51	2.8	48	0	17	27	1	12	208	11.6
02	BUTZ, Jaylen	31	31	846	27.3	127	214	.593	0	1	.000	59	118	.500	65	101	166	5.4	75	1	25	69	21	36	313	10.1
	Conference-Only...	17	17	439	25.8	59	109	.541	0	1	.000	33	60	.550	37	44	81	4.8	40	0	12	37	12	18	151	8.9
01	WEEMS, Romeo	32	32	963	30.1	97	227	.427	27	74	.365	34	56	.607	52	104	156	4.9	94	1	53	52	25	42	255	8.0
	Conference-Only...	18	18	548	30.4	54	142	.380	17	47	.362	15	27	.556	36	55	91	5.1	48	1	26	33	15	21	140	7.8
03	GAGE, Devin	12	0	195	16.3	19	41	.463	6	13	.462	10	14	.714	1	11	12	1.0	17	0	20	18	3	15	54	4.5
	Conference-Only...	6	0	97	16.2	8	22	.364	4	8	.500	1	3	.333	0	7	7	1.2	10	0	7	3	0	2	21	3.5
13	HALL, Darius	32	3	585	18.3	48	126	.381	1	14	.071	46	81	.568	36	101	137	4.3	64	0	22	43	5	19	143	4.5
	Conference-Only...	18	3	302	16.8	25	67	.373	1	6	.167	27	43	.628	14	48	62	3.4	32	0	11	19	2	9	78	4.3
00	JACOBS, Markese	21	0	194	9.2	20	57	.351	12	38	.316	15	28	.536	3	4	7	0.3	17	0	3	14	1	6	67	3.2
	Conference-Only...	9	0	65	7.2	4	16	.250	2	10	.200	3	6	.500	1	3	4	0.4	4	0	1	4	0	1	13	1.4
14	ONGENDA, Nick	27	1	265	9.8	30	47	.638	0	0	.000	13	23	.565	25	29	54	2.0	57	0	7	12	23	6	73	2.7
	Conference-Only...	17	1	197	11.6	20	32	.625	0	0	.000	8	14	.571	16	23	39	2.3	40	0	5	10	18	5	48	2.8
21	CAMERON, Flynn	11	0	78	7.1	10	23	.435	3	10	.300	2	6	.333	1	12	13	1.2	8	0	4	6	0	4	25	2.3
	Conference-Only...	7	0	52	7.4	8	17	.471	2	8	.250	2	6	.333	0	5	5	0.7	5	0	2	4	0	3	20	2.9
32	D.J. Williams	11	0	99	9.0	9	25	.360	0	7	.000	0	2	.000	4	9	13	1.2	6	0	1	0	0	2	18	1.6
	Conference-Only...	10	0	96	9.6	9	25	.360	0	7	.000	0	2	.000	4	9	13	1.3	5	0	1	0	0	2	18	1.8
15	LOPEZ JR., Oscar	21	0	181	8.6	7	29	.241	0	6	.000	4	9	.444	3	23	26	1.2	25	0	19	22	2	2	18	0.9
	Conference-Only...	12	0	129	10.8	4	22	.182	0	5	.000	3	4	.750	2	14	16	1.3	14	0	17	15	0	2	11	0.9
20	FAVRE, Brendan	3	0	4	1.3	1	2	.500	0	1	.000	0	0	.000	0	0	0	0.0	0	0	0	0	0	0	2	0.7
	Conference-Only...	0	0	0	0.0	0	0	.000	0	0	.000	0	0	.000	0	0	0	0.0	0	0	0	0	0	0	0	0.0
12	MALONGA, Jason	5	0	9	1.8	1	4	.250	0	0	.000	0	0	.000	1	2	3	0.6	1	0	0	0	0	0	2	0.4
	Conference-Only...	2	0	0	0.0	0	0	.000	0	0	.000	0	0	.000	0	1	1	0.5	0	0	0	0	0	0	0	0.0
35	XIDIAS, Pantelis	3	0	4	1.3	0	0	.000	0	0	.000	0	0	.000	0	0	0	0.0	0	0	0	1	0	0	0	0.0
	Conference-Only...	1	0	1	1.0	0	0	.000	0	0	.000	0	0	.000	0	0	0	0.0	0	0	0	0	0	0	0	0.0
23	SULLIVAN, Mick	2	0	2	1.0	0	0	.000	0	0	.000	0	2	.000	0	1	1	0.5	0	0	0	0	0	0	0	0.0
	Conference-Only...	2	0	2	1.0	0	0	.000	0	0	.000	0	2	.000	0	1	1	0.5	0	0	0	0	0	0	0	0.0
TM	TEAM.....														55	45	100	3.1	0		10				0	
	Conference-Only...														33	21	54	3.0	0		5					
	Total.....	36				1009	2143	.471	241	703	.343	562	773	.727	406	940	1346	37.4	630	11	513	487	117	227	2821	78.4
	Conference-Only...	18				484	1039	.466	121	317	.382	277	376	.737	193	446	639	35.5	317	8	251	246	53	102	1366	75.9
	Opponents.....	36				963	2132	.452	344	922	.373	481	659	.730	323	837	1160	32.2	692	-	503	459	110	244	2751	76.4
	Conference-Only...	18				486	1042	.466	166	450	.369	273	354	.771	154	412	566	31.4	343	10	265	206	65	124	1411	78.4

2020-21 ROSTER

No.	Name	Pos.	Ht.	Wt.	Yr.	Hometown/Previous School
2	Jaylen Butz	F	6-9	224	Sr.	Fort Wayne, Ind./North Side
3	Kobe Elvis	G	6-2	170	Fr.	Brampton, Ont./Bill Crothers Prep
20	Brendan Favre	G	6-5	170	Jr.	Vevey, Switzerland/IMG Acad. (Fla.)
4	Javon Freeman-Liberty	G	6-3	175	Jr.	Chicago, Ill./Valparaiso
13	Darius Hall	F	6-7	215	Jr.	Little Rock, Ark./Arkansas
0	Markese Jacobs	G	5-11	185	So.	Chicago, Ill. (Uplift Community)
15	Oscar Lopez	G	6-4	200	So.	Cypress, Calif./Hillcrest Prep (Ariz.)
12	Jason Malonga	G	6-4	195	Sr.	Bolingbrook, Ill./Benet Academy
23	Courvoisier McCauley	G	6-5	205	Jr.	Indianapolis, Ind./Lincoln-Memorial (Tenn.)
11	Charlie Moore	G	5-11	180	Sr.	Chicago, Ill./ Kansas
14	Nick Ongenda	C	6-11	210	So.	Mississauga, Ont./SW Christian Acad. (Ark.)
33	Pauly Paulican	F	6-8	220	Sr.	Elmont, N.Y./Manhattan Coll.
10	Ray Salnave	G	6-3	205	Gr.	Elmont, N.Y./Monmouth U.
1	Romeo Weems	F	6-7	210	So.	Detroit, Mich./New Haven
30	Max Williams	G	6-2	190	Fr.	Chicago, Ill./IMG Academy (Fla.)
35	Pantelis Xidias	G	5-10	165	Sr.	Michigan City, Ind./La Lumiere

2020-21 NEWCOMERS

Kobe Elvis, Fr., G, 6-2, 170

- Averaged 26.5 points, 5.8 rebounds, 4.5 assists and 2.8 steals as a senior.

Javon Freeman-Liberty, G, Jr., 6-4, 180

- Transferred from Valparaiso where he averaged 15.0 points over two seasons.

Courvoisier McCauley, F, Jr., 6-5, 205

- Transferred from D-II Lincoln Memorial after earning all-America honors.


Pauly Paulican, F, Gr., 6-8, 220

- Averaged 10.4 points, 6.6 rebounds and 1.9 blocks at Manhattan in 2019-20.

- Was 2017-18 MAAC Defensive Player of the Year.

Ray Salnave, G, Gr., 6-3, 205

- A graduate transfer from Monmouth, averaged 14.5 points, 4.5 rebounds and 3.2 assists in 2019-20 and was All-MAAC Second Team.



HEAD COACH DAVE LEITAO

Hired at DePaul: March 29, 2015

Coaching File: Assistant coach, Tulsa 2014-15; Assistant coach, Missouri, 2012-14; Head coach, Maine Red Claws, 2011-12; Head coach, Virginia, 2005-09; Head coach, DePaul, 2002-05; Associate head coach, Connecticut, 1996-2002; Head coach, Northeastern, 1994-96; Assistant coach, Connecticut, 1986-94; Assistant coach, Northeastern, 1984-86.

Highlights: CBI Finals with DePaul, 2019; CBI Semifinals with Virginia, 2008; NCAA Second Round, 2007. ACC Regular Season Co-Champions and ACC Coach of the Year, 2006-07; NIT, 2006; NIT Second Round with DePaul, 2005; NCAA Second Round, 2004. C-USA Regular Season Champions, 2003-04; NIT, 2003; In six seasons at Connecticut, he helped the team to the 1999 NCAA title and two NCAA Elite Eight appearances.

Collegiate File: Was a two-year captain at Northeastern and played in two NCAA Tournaments under coach Jim Calhoun whom he would follow to Connecticut.

Education: B.S., Business Administration, Northeastern, 1983

Personal: A native of New Bedford, Mass.; Birthdate 5-18-60; he and his wife Joyce have three sons, David III, Reese and Tyson.

LEITAO'S RECORD

Career Record (13 years).....	188-210 (.472)
Northeastern Record (two years).....	22-35 (.386)
DePaul Record (seven years).....	103-115 (.472)
Virginia Record (four years).....	155-116 (.572)

BIG EAST Regular Season Record (four years).....	12-60 (.167)
BIG EAST Tournament Record (four years).....	1-3 (.250)
BIG EAST Overall Record (four years).....	13-63 (.171)

NCAA Record (two appearances).....	1-2 (.333)
NIT Record (three appearances).....	1-3 (.250)
CBI Record (two appearances).....	6-3 (.667)

YEAR-BY-YEAR

		Overall	Conference	Conf. Tourn.	Postseason
1994-95	Northeastern	18-11	10-6/3rd	2-1/2nd	—
1995-96	Northeastern	4-24	2-16/10th	1-1	—
2002-03	DePaul	16-13	8-8/T6th	0-1	NIT 0-1
2003-04	DePaul	22-10	12-4/1st	2-1/2nd	NCAA 1-1
2004-05	DePaul	20-11	10-6/T4th	1-1	NIT 1-1
2005-06	Virginia	15-15	7-9/T7th	1-1	NIT 0-1
2006-07	Virginia	21-11	11-5/T1st	0-1	NCAA 1-1
2007-08	Virginia	17-16	5-11/10th	0-1	CBI 2-1
2008-09	Virginia	10-18	4-12/10th	0-1	—
2015-16	DePaul	9-22	3-15/9th	0-1	—
2016-17	DePaul	9-23	2-16/10th	0-1	—
2017-18	DePaul	11-20	4-14/T9th	0-1	—
2018-19	DePaul	19-17	7-11/10th	0-1	CBI 4-2
2019-20	DePaul	16-16	3-15/10th	1-0	—

BIG EAST REGULAR SEASON RESULTS

Year	Won-Lost	Home	Away	Finish	Championship Seed
2005-06	5-11	3-5	2-6	T-13th	DNQ
2006-07	9-7	6-2	3-5	T-7th	#8
2007-08	6-12	4-5	2-7	T-12th	DNQ
2008-09	0-18	0-9	0-9	16th	#16
2009-10	1-17	1-8	0-9	16th	#16
2010-11	1-17	0-9	1-8	16th	#16
2011-12	3-15	2-7	1-8	16th	#16
2012-13	2-16	1-8	1-8	16th	#14
2013-14	3-15	2-7	1-8	10th	#10
2014-15	6-12	4-5	2-7	T-7th	#7
2015-16	3-15	2-7	1-8	9th	#9
2016-17	2-16	1-8	1-8	10th	#10
2017-18	4-14	1-8	3-6	T-9th	#10
2018-19	7-11	4-5	3-6	T-8th	#10
2019-20	3-15	3-6	0-9	10th	#10

BIG EAST CHAMPIONSHIP RESULTS (2006-20)

vs.	Won	Lost
Cincinnati	1	0
Connecticut	0	2
Creighton	0	2
Georgetown	1	1
Marquette	0	1
Providence	0	1
Rutgers	0	1
St. John's	0	1
USF	0	1
Syracuse	0	0
Villanova	0	1
Xavier	1	1
Total	3	12

2019-20 RESULTS (16-16, 3-15 BIG EAST)

(HOME: 11-7/AWAY: 4-9/NEUTRAL: 1-0)

			Attendance	High Scorer/Rebounder	
NOVEMBER					
5		Alcorn State	W, 72-54	3,483	Reed 17/Reed 11
6		Univ. of Chicago	W, 84-55	3,436	Moore 17/Two with 7
8		Fairleigh Dickinson	W, 70-59	3,945	Moore 27/Reed 11
<i>Gavitt Tipoff Games</i>					
11	at	Iowa	W, 93-78	9,961	Reed 25/Reed 12
<i>Minnesota Classic, Minneapolis, Minn.</i>					
16		Cornell	W, 75-54	3,837	Reed 18/Reed 12
23	at	Boston College	W, 72-67	4,560	Moore 24/Two with 10
26		Central Michigan	W, 88-75	4,097	Reed 23/Two with 11
29	at	Minnesota	W, 73-68	10,260	Moore 21/Reed 9
DECEMBER					
<i>BIG EAST-Big 12 Battle</i>					
4		Texas Tech	W, 65-60 ot	5,493	Two with 18/Hall 8
8		Buffalo	L, 74-69	4,419	Coleman-Lands 17/Reed 18
14		Illinois-Chicago	W, 86-65	4,620	Moore 26/Reed 12
18	at	Cleveland State	W, 73-65	991	Reed 19/Reed 10
21		Northwestern	W, 83-78	6,357	Moore 25/Reed 12
30		SETON HALL	L, 74-66	6,394	Reed 17/Butz 11
JANUARY					
4		PROVIDENCE	L, 66-65	4,945	Reed 24/Reed 15
11	at	ST. JOHN'S (MSG)	L, 74-67	6,636	Butz 17/Reed 12
14	at	VILLANOVA	L, 79-75 ot	6,501	Moore 29/Reed 15
18		BUTLER	W, 79-66	8,967	Reed 23/Reed 9
22		CREIGHTON	L, 83-68	4,535	Reed 22/Reed 12
25		ST. JOHN'S	L, 79-66	5,960	Moore 20/Reed 12
29	at	SETON HALL	L, 64-57	9,302	Moore 14/Reed 7
FEBRUARY					
1	at	MARQUETTE	L, 76-72	17,781	Moore 21/Reed 7
4		XAVIER	L, 67-59	4,526	Reed 18/Reed 9
8	at	GEORGETOWN	L, 76-72	10,308	Coleman-Lands 17/Reed 12
15	at	CREIGHTON	L, 93-64	17,865	Moore 20/Weems 5
19		VILLANOVA	L, 91-71	5,451	Coleman-Lands 17/Reed 7
22		GEORGETOWN	W, 74-68	6,045	Moore 20/Reed 10
25	at	XAVIER	L, 78-67	10,224	Weems 16/Reed 14
29	at	BUTLER	L, 60-42	9,234	Moore 8/Butz 9
MARCH					
3		MARQUETTE	W, 69-68	6,901	Moore 15/Weems 11
6	at	PROVIDENCE	L, 93-55	12,103	Moore 14/Three with 6
11	vs.	Xavier (BET)	W, 71-67	17,534	Reed 23/Reed 12

(MSG) - Madison Square Garden | (BET) - BIG EAST Tournament

CAREER LEADERS

Points	Total-Avg.
Mark Aguirre, 1978-81	2182-24.5
David Booth, 1988-92	1933-15.5
Brandon Young, 2010-14	1899-15.1
Dave Corzine, 1974-78	1896-17.0
George Mikan, 1942-46	1870-19.1
Tom Kleinschmidt, 1991-95	1837-16.3
Cleveland Melvin, 2010-14	1792-16.3
Stephen Howard, 1988-92	1691-12.7
Eli Cain, 2015-19	1642 - 12.7
Billy Garrett Jr., 2013-17	1632-13.1
Rebounds	Total-Avg.
Dave Corzine, 1974-78	1151-10.4
M.C. Thompson, 1960-63	972-13.7
Tyrone Corbin, 1981-85	893-7.4
Ken Warzynski, 1967-70	890-11.6
Stephen Howard, 1988-92	883-7.0
Errol Palmer, 1964-67	874-11.7
Terry Cummings, 1979-82	857-10.0
Andre Brown, 2000-04	855-8.0
Stanley Brundy, 1985-89	835-7.5
Curtis Watkins, 1975-79	810-7.0
Assists	Total
Kenny Patterson, 1981-85	669
Clyde Bradshaw, 1977-81	606
Rod Strickland, 1985-88	557
Brandon Young, 2010-14	521
Terence Greene, 1985-89	449
Rashon Burno, 1998-02	439
Billy Garrett Jr., 2013-17	432
Eli Cain, 2015-19	405
Sammy Mejia, 2003-07	396
Tom Kleinschmidt, 1991-95	386
Gary Garland, 1975-79	385
Steals	Total
Kenny Patterson, 1981-85	280
Rod Strickland, 1985-88	204
Rashon Burno, 1998-02	201
Brandon Young, 2010-14	188
Stanley Brundy, 1985-89	167
David Booth, 1988-92	165
Willie Coleman, 1997-98	152
Jeremiah Kelly, 2008-12	152
Will Walker, 2006-10	152
Peter Patton, 1992-96	149
Blocked Shots	Total
Dallas Comegys, 1983-87	297
George Mikan, 1942-46	154
Cleveland Melvin, 2010-14	131
Steve Hunter, 1999-01	128
Jeff Stern, 1990-92	121
Stanley Brundy, 1985-89	118
David Booth, 1988-92	113
Walter Downing, 1981-83	105
Bryant Bowden, 1992-96	100
Lemone Lampley, 1982-86	87

Georgetown



QUICK FACTS

Location: Washington, D.C.

Enrollment: 7,463

Founded: 1789

Nickname: Hoyas

Colors: Blue and Gray

Home Court:

Capital One Arena (20,600)

COACHING STAFF

Head Coach

Patrick Ewing (Georgetown '85)

Office Phone: (202) 687-2374

Assistant Coaches

Louis Orr (Syracuse '80)

Robert Kirby (Pan American '83)

Akbar Waheed (Niagara '99)

ADMINISTRATION

President

John J. DeGioia, Ph.D.

Director of Athletics

Lee Reed

Athletics Phone: (202) 687-2435

Director of Communications/ Creative Services

Diana Pulupa

Office Phone: (202) 687-6564

Cell Phone: (301) 758-5454

Email: dlp24@georgetown.edu

REGULAR SEASON GAMES

Home Record: 232-110

Best Home Record: 9-0 in 1995-96 and 2007-08

Worst Home Record: 2-7 in 2017-18

Most Consecutive Home Wins:

16 over 1987-88/88-89/89-90 seasons

Most Consecutive Home Losses:

3 six times, last in 2018-19 (twice)

Road Record: 157-185

Best Road Record: 8-0 in 1983-84

Worst Road Record: 1-8 in 1997-98, 1-7 in 2004-05

Most Consecutive Road Wins: 11 over 1983-84/84-85 seasons

Most Consecutive Road Losses: 6 in 1992-93 and 1997-98

Longest Winning Streak: 11 games in 2012-13 and 2016-17

Longest Winning Streak (single season): 9 games in 1983-84

Longest Losing Streak: 5 games five times, last in 2016-17 through 2017-18

HOYAS PREVIEW

The Big Picture

Too many injuries which followed some early-season transfers finally caught up with the Hoyas late last season and the team finished 15-17 overall and 5-13 in the BIG EAST. The available playing time as the Hoya bench got shorter gave other players some opportunities to contribute. Coach Patrick Ewing, in his fourth season, has to replace four starters with some very capable returnees and a promising group of newcomers that includes transfers and freshmen.

Who's Back

Guard Jahvon Blair was one of the Hoyas who took advantage of opportunities when injuries struck. He started in the second half of the season and averaged 10.8 points overall and 13.2 points in BIG EAST play. Blair led the team with 62 3-point baskets. Forward Jamorko Pickett started every game and averaged 10.2 points and 6.3 rebounds. Both players will be seniors. Center Qudus Wahab showed promise late in the season as productive near the basket. For the season, he averaged 5.5 points and 4.3 rebounds as a freshman. Timothy Ighoefe also saw action as a freshman center, averaging 2.5 points and 2.7 boards.

Who's Gone

Center Omer Yurtseven, who was one of the hobbled Hoyas late in the season, ranked ninth in the BIG EAST in scoring with a 15.5 average and was third in rebounding with a 9.8 mark. He shot 53.4 percent from the floor. Guard Mac McClung was also among those injured late in the season, averaged 15.7 points while playing 20 games. Point guard Terrell Allen averaged 9.5 points and 4.0 assists as a graduate transfer. Jagan Mosely, a strong defender who ranked fourth in the league in minutes played (34.8), averaged 8.2 points. He graduated along with forward George Muresan who had carved out a role as a contributor off the bench.

What's Ahead

Three transfers may contribute immediately. Forward Chudier Bile, a graduate transfer from Northwestern State, averaged 14.3 points, 7.6 rebounds and earned All-Southland Conference Third Team honors. In the backcourt, Siena graduate transfer Donald Carey, who will have two years of eligibility, averaged 11.3 points and helped the Saints win the MAAC regular-season title. Jalen Harris, a transfer from Arkansas, played a sixth-man role last year with the Razorbacks as a point guard, averaging 4.2 points. Freshman hopefuls include forwards Jamari Sibley, Kobe Clark, and Collin Holloway along with guards Dante Harris and T.J. Berger.

2019-20 STATISTICS

##	Player	GP		Min	Avg	TOTAL			3-PTS			FT			REBOUNDS		PF	FO	A	TO	Blk	Stl	Pts	Avg		
		GS	Min			FG	FGA	Pct	3FG	FGA	Pct	FT	FTA	Pct	Off	Def									Tot	Avg
02	MCCLUNG, Mac	21	20	563	26.8	109	277	.394	31	96	.323	81	101	.802	16	49	65	3.1	18	0	51	37	4	29	330	15.7
	Conference-Only...	8	7	241	30.1	42	122	.344	8	36	.222	36	51	.706	9	20	29	3.6	17	0	21	15	3	14	128	16.0
44	YURTSEVEN, Omer	26	25	709	27.3	165	309	.534	3	14	.214	70	93	.753	98	158	256	9.8	73	1	31	59	38	12	403	15.5
	Conference-Only...	12	12	355	29.6	64	137	.467	2	8	.250	28	34	.824	39	79	118	9.8	30	0	17	21	11	7	158	13.2
03	AKINJO, James	7	7	215	30.7	30	89	.337	8	33	.242	26	32	.813	4	17	21	3.0	12	0	31	16	0	14	94	13.4
	Conference-Only...	0	0	0	0.0	0	0	.000	0	0	.000	0	0	.000	0	0	0	0.0	0	0	0	0	0	0	0	0.0
00	BLAIR, Jahvon	31	12	819	26.4	110	305	.361	62	190	.326	53	61	.869	20	75	95	3.1	37	1	61	43	0	22	335	10.8
	Conference-Only...	18	11	578	32.1	79	214	.369	40	120	.333	39	45	.867	16	46	62	3.4	23	1	40	28	0	13	237	13.2
01	PICKETT, Jamorko	32	32	987	30.8	115	300	.383	41	109	.376	56	74	.757	60	143	203	6.3	63	2	36	64	29	21	327	10.2
	Conference-Only...	18	18	613	34.1	68	199	.342	30	81	.370	38	48	.792	31	88	119	6.6	40	2	14	34	17	13	204	11.3
12	ALLEN, Terrell	32	25	957	29.9	107	239	.448	23	57	.404	67	86	.779	13	63	76	2.4	82	0	128	72	1	40	304	9.5
	Conference-Only...	18	18	627	34.8	71	173	.410	18	40	.450	50	60	.833	7	39	46	2.6	53	0	76	45	0	29	210	11.7
04	MOSELY, Jagan	32	32	1115	34.8	82	164	.500	28	71	.394	71	85	.835	22	122	144	4.5	67	2	117	67	9	40	263	8.2
	Conference-Only...	18	18	691	38.4	54	114	.474	16	47	.340	49	58	.845	10	74	84	4.7	42	1	74	40	4	24	173	9.6
23	LEBLANC, Josh	6	0	115	19.2	16	27	.593	2	4	.500	9	15	.600	5	11	16	2.7	9	0	2	7	8	4	43	7.2
	Conference-Only...	0	0	0	0.0	0	0	.000	0	0	.000	0	0	.000	0	0	0	0.0	0	0	0	0	0	0	0	0.0
34	WAHAB, Qudus	32	7	472	14.8	70	120	.583	0	0	.000	36	57	.632	46	92	138	4.3	76	1	11	26	30	8	176	5.5
	Conference-Only...	18	6	295	16.4	49	81	.605	0	0	.000	18	33	.545	33	55	88	4.9	45	0	4	14	17	3	116	6.4
11	ALEXANDER, Galen	9	0	112	12.4	12	28	.429	7	16	.438	7	11	.636	3	21	24	2.7	12	0	3	11	2	2	38	4.2
	Conference-Only...	0	0	0	0.0	0	0	.000	0	0	.000	0	0	.000	0	0	0	0.0	0	0	0	0	0	0	0	0.0
15	GARDNER, Myron	8	0	83	10.4	8	22	.364	0	3	.000	9	11	.818	8	15	23	2.9	10	0	5	7	4	0	25	3.1
	Conference-Only...	0	0	0	0.0	0	0	.000	0	0	.000	0	0	.000	0	0	0	0.0	0	0	0	0	0	0	0	0.0
05	IGHOEFE, Timothy	12	0	112	9.3	11	21	.524	0	0	.000	8	14	.571	14	18	32	2.7	20	0	1	7	4	3	30	2.5
	Conference-Only...	9	0	100	11.1	7	13	.538	0	0	.000	5	8	.625	10	16	26	2.9	17	0	1	6	3	2	19	2.1
22	ROBINSON, Jaden	11	0	45	4.1	3	9	.333	1	2	.500	3	4	.750	3	2	5	0.5	1	0	1	3	0	4	10	0.9
	Conference-Only...	7	0	34	4.9	3	7	.429	1	2	.500	2	2	1.000	2	2	4	0.6	0	0	1	2	0	3	9	1.3
20	MURESAN, George	20	0	86	4.3	2	10	.200	0	0	.000	6	6	1.000	4	7	11	0.6	10	0	1	5	1	1	10	0.5
	Conference-Only...	15	0	62	4.1	2	5	.400	0	0	.000	4	4	1.000	1	6	7	0.5	9	0	0	5	0	1	8	0.5
10	AZINGE, Chuma	5	0	10	2.0	0	1	.000	0	0	.000	1	2	.500	0	0	0	0.0	1	0	0	0	0	0	1	0.2
	Conference-Only...	2	0	4	2.0	0	1	.000	0	0	.000	1	2	.500	0	0	0	0.0	0	0	0	0	0	0	1	0.5
TM	TEAM.....																59	49	108	3.4	1		9		0	
	Conference-Only...																36	22	58	3.2	1		3		0	
	Total.....	32				840	1921	.437	206	595	.346	503	652	.771	375	842	1217	38.0	512	7	479	433	130	200	2389	74.7
	Conference-Only...	18				439	1066	.412	115	334	.344	270	345	.783	194	447	641	35.6	277	4	248	213	55	109	1263	70.2
	Opponents.....	32				843	1952	.432	297	817	.364	381	519	.734	339	780	1119	35.0	604	-	490	431	99	244	2364	73.9
	Conference-Only...	18				488	1084	.450	175	459	.381	203	273	.744	191	470	661	36.7	330	6	293	225	63	125	1354	75.2

2020-21 ROSTER

No.	Name	Pos.	Ht.	Wt.	Yr.	Hometown /Previous School
10	Chuma Azinge	G	6-3	183	So.	San Marino, Calif./Choate Rosemary
20	T.J. Berger	G	6-4	170	Fr.	West Chester, Pa./Westtown School
4	Chudier Bile	F	6-7	195	Gr.	Denver, Colo./Northwestern State
0	Jahvon Blair	G	6-4	190	Sr.	Brampton, Ontario/Athlete Institute Prep
13	Donald Carey	G	6-5	187	Gr.	Upper Marlboro, Md./Siena
24	Kobe Clark	F	6-4	180	Fr.	St. Louis, Mo./Vashon
2	Dante Harris	G	6-0	170	Fr.	Washington, D.C./Lakeway Christian (Tenn.)
3	Jalen Harris	G	6-2	166	Gr.	Wilson, N.C./Arkansas
23	Collin Holloway	F	6-6	220	Fr.	Baton Rouge, La./Port Allen
5	Timothy Igboefe	C	6-11	250	So.	Lagos, Nigeria/NBA Academy Africa
55	Victor Muresan	F	6-10	190	Fr.	Potomac, Md./Georgetown Day
1	Jamorko Pickett	G/F	6-8	206	Sr.	Washington, D.C./Massanutten Prep
22	Jaden Robinson	G	6-3	185	So.	Baltimore Md./Mt. St. Joseph
14	Jamari Sibley	F	6-8	200	Fr.	Milwaukee, Wis./Oak Hill Acad. (Va.)
34	Qudus Wahab	C	6-11	237	So.	Lagos, Nigeria/Flint Hill (Va.)
32	Malcolm Wilson	C	6-11	205	So.	Columbia, S.C./Ridge View

2020-21 NEWCOMERS

T.J. Berger, G, Fr., 6-4, 170

- Was All-Friends League First Team as a junior and senior and a 1,000-point scorer.

Chudier Bile, F, Gr., 6-6, 195

- A graduate transfer, averaged 14.3 points and 7.6 boards at Northwestern St. in '19-20.

Donald Carey, G, Gr., 6-5, 187

- A graduate transfer, he averaged 11.3 points and 3.3 rebounds at Siena.

Kobe Clark, F, Fr., 6-4, 180

- Averaged 10.8 points, 8.7 rebounds, 3.9 assists and 1.7 blocks as a senior.

Dante Harris, G, Fr., 6-0, 170

- Averaged 30.6 points and 9.0 assists at Lakeway Christian last season.

Jalen Harris, G, Gr., 6-2, 166

- A graduate transfer from Arkansas, averaged 4.2 points and 2.4 assists last season.

Collin Holloway, F, Fr., 6-6, 220

- Averaged 18.5 points and 11.0 rebounds as a senior, earning 2A all-state honors.

Victor Muresan, F, Fr., 6-10, 190

- Younger brother of forward George Muresan who graduated after last season.

Jamari Sibley, F, Fr., 6-8, 200

- Helped Nicolet (Wis.) H.S. to D-2 state title in 2018-19, averaging 19.1 ppg and 7.4 rpg.

Georgetown



HEAD COACH
PATRICK EWING
Hired at Georgetown: April 3, 2017

Coaching File: 2019 NIT; Fifteen years as an NBA assistant: Associate Head Coach, Charlotte Hornets, (2013-17); Assistant Coach, Orlando Magic (2007-12); Houston Rockets (2003-06); Washington Wizards (2002-03).

Professional Playing File: Was inducted into the Naismith Memorial Hall of Fame as a player in 2008 and

was a member of the 1992 Olympic Team ("Dream Team"). Was selected as one of the top 50 players in the history of the NBA. Was the first pick in the 1985 NBA Draft and was the 1986 NBA Rookie of the Year as a member of the New York Knicks. Scored 24,815 points and grabbed 11,607 rebounds during his 17-year career, including 15 with the Knicks. He made 10 consecutive All-Star Games.

Collegiate File: At Georgetown, was a three-time consensus first team All-America selection (1983-85). Led the Hoyas to three NCAA Championship game appearances, including the NCAA title in 1984, when he was named Tournament MVP. Shared BIG EAST Player of the Year honors with St. John's Chris Mullin in 1984-85 and 1983-84. Is the only player in league history to win Defensive Player of the Year honors four times.

Education: B.A., Fine Arts, Georgetown, 1985.

Personal: Native of Kingston, Jamaica. Birthdate: 8-5-62. He has two sons, Patrick Jr. and Corey, and one daughter, Randi. Patrick Jr. played at Georgetown and previously served as the program's Director of Operations.

EWING'S RECORD

Career Record (three years)..... 49-46 (.516)
 Georgetown Record (three years)..... 49-46 (.516)

BIG EAST Regular Season Record (three years)..... 19-35 (.352)
 BIG EAST Tournament Record (three years)..... 0-3 (.000)
 BIG EAST Overall Record (three years)..... 19-38 (.333)

NCAA Record 0-0 (.000)
 NIT Record (one appearance) 0-1 (.000)

YEAR-BY-YEAR

	Overall	Conference	Conf. Tour.	Postseason
2017-18 Georgetown	15-15	5-13/8th	0-1	---
2018-19 Georgetown	19-14	9-9/T3rd	0-1	NIT/0-1
2019-20 Georgetown	15-17	5-13/T8th	0-1	---

BIG EAST REGULAR SEASON RESULTS

Year	Won-Lost	Home	Away	Finish	Championship Seed
1979-80	5-1	2-1	3-0	1st (3 tied)	#3
1980-81	9-5	6-1	3-4	2nd	#2
1981-82	10-4	6-1	4-3	2nd	#2
1982-83	11-5	7-1	4-4	4th	#4
1983-84	14-2	6-2	8-0	1st	#1
1984-85	14-2	7-1	7-1	2nd	#2
1985-86	11-5	7-1	4-4	3rd	#3
1986-87	12-4	7-1	5-3	1st (3 tied)	#1
1987-88	9-7	7-1	2-6	3rd (tie)	#3
1988-89	13-3	8-0	5-3	1st	#1
1989-90	11-5	6-2	5-3	3rd	#3
1990-91	8-8	6-2	2-6	6th	#6
1991-92	12-6	6-3	6-3	1st (tie)	#2
1992-93	8-10	6-3	2-7	8th	#8
1993-94	10-8	7-2	3-6	4th (tie)	#6
1994-95	11-7	7-2	4-5	4th	#4
1995-96	13-5	9-0	4-5	1st, BE 7	#2
1996-97	11-7	6-3	5-4	1st, BE 7	#2
1997-98	6-12	5-4	1-8	5th (tie), BE 7	#13
1998-99	6-12	3-6	3-6	10th	#10
1999-00	6-10	4-4	2-6	8th (tie)	#9
2000-01	10-6	5-3	5-3	2nd (tie), West	#2 West
2001-02	9-7	4-4	5-3	3rd (tie), West	#3 West
2002-03	6-10	3-5	3-5	5th, West	#5 West
2003-04	4-12	3-5	1-7	12th (tie)	#12
2004-05	8-8	5-3	3-5	7th (tie)	#7
2005-06	10-6	7-1	3-5	5th (tie)	#5
2006-07	13-3	7-1	6-2	1st	#1
2007-08	15-3	9-0	6-3	1st	#1
2008-09	7-11	4-5	3-6	11th (tie)	#12
2009-10	10-8	6-3	4-5	7th (tie)	#8
2010-11	10-8	5-4	5-4	8th	#8
2011-12	12-6	8-1	4-5	4th (tie)	#5
2012-13	14-4	8-1	6-3	1st (tie)	#1
2013-14	8-10	6-3	2-7	7th	#7
2014-15	12-6	7-2	5-4	2nd (tie)	#2
2015-16	7-11	4-5	3-6	8th	#8
2016-17	5-13	3-6	2-7	9th	#9
2017-18	5-13	2-7	3-6	8th	#8
2018-19	9-9	5-4	4-5	3rd (tie)	#6
2019-20	5-13	3-6	2-7	8th (tie)	#8

BIG EAST CHAMPIONSHIP RESULTS (1980-2020)

vs.	Won	Lost	vs.	Won	Lost
Boston College	3	2	St. John's	5	4
Cincinnati	1	1	Seton Hall	5	4
Connecticut	2	6	Syracuse	7	7
DePaul	1	1	USF	1	0
Marquette	2	0	Villanova	5	1
Miami	6	2	Virginia Tech	0	0
Notre Dame	2	0	West Virginia	2	1
Pittsburgh	4	1	Xavier	0	1
Providence	7	1	Total	53	33
Rutgers	0	1			

2019-20 RESULTS (15-17, 5-13 BIG EAST)

(HOME: 10-8/AWAY: 4-7/NEUTRAL: 1-2)

			Attendance	High Scorer/Rebounder
NOVEMBER				
6	Mount St. Mary's	W, 81-68	5,214	Two with 20/Yurtseven 12
<i>2K Empire Classic</i>				
9	Central Arkansas	W, 89-74	5,785	Yurtseven 17/Yurtseven 15
<i>Gavitt Tipoff Games</i>				
14	Penn State	L, 81-66	8,691	Yurtseven 16/Yurtseven 10
<i>2K Empire Classic (cont.)</i>				
17	Georgia State	W, 91-83	4,118	McClung 25/Yurtseven 13
21	vs. Texas (MSG)	W, 82-66	12,606	McClung 19/Mosely 7
22	vs. Duke (MSG)	L, 81-73	13,777	Yurtseven 21/Two with 5
30	Greensboro	L, 65-61	7,302	Akinjo 12/Yurtseven 9
DECEMBER				
<i>BIG EAST-Big 12 Battle</i>				
4	at Oklahoma State	W, 81-74	9,188	McClung 33/Yurtseven 9
7	at SMU	W, 91-74	10,073	Blair 21/Yurtseven 8
14	Syracuse	W, 89-79	15,102	McClung 26/Two with 9
17	UMBC	W, 81-55	4,088	Yurtseven 22/Yurtseven 13
21	Samford	W, 99-71	5,529	Yurtseven 32/Yurtseven 17
28	American	W, 80-60	7,245	Yurtseven 17/Yurtseven 8
31	at PROVIDENCE	L, 76-60	10,980	Yurtseven 14/Yurtseven 10
JANUARY				
3	at SETON HALL	L, 78-62	10,481	McClung 20/Pickett 9
8	ST. JOHN'S	W, 87-66	7,436	McClung 24/Two with 11
11	at VILLANOVA (WF)	L, 80-66	15,041	Wahab 13/Yurtseven 7
15	CREIGHTON	W, 83-80	5,920	Yurtseven 20/Yurtseven 13
18	MARQUETTE	L, 84-80	12,514	McClung 24/Yurtseven 11
22	at XAVIER	L, 66-57	10,387	McClung 19/Pickett 10
28	BUTLER	L, 69-64	5,329	Yurtseven 14/Yurtseven 13
FEBRUARY				
2	at ST. JOHN'S (MSG)	W, 73-72	8,100	Blair 23/Yurtseven 15
5	SETON HALL	L, 78-71	4,344	Yurtseven 19/Yurtseven 15
8	DEPAUL	W, 76-72	10,308	Blair 30/Two with 8
15	at BUTLER	W, 73-66	9,158	Allen 22/Wahab 7
19	PROVIDENCE	L, 73-63	7,371	Blair 20/Pickett 12
22	at DEPAUL	L, 74-68	6,045	Allen 21/Pickett 8
26	at MARQUETTE	L, 93-72	13,855	Mosely 19/Two with 6
MARCH				
1	XAVIER	L, 66-63	10,610	Blair 18/Igoefe 7
4	at CREIGHTON	L, 91-76	17,696	Blair 22/Wahab 12
7	VILLANOVA	L, 70-69	13,168	Pickett 20/Two with 8
11	vs. St. John's (BET)	L, 75-62	17,534	Allen 21/Pickett 10

(MSG) Madison Square Garden | (WF) Wells Fargo Center | (BET) BIG EAST Tournament;

CAREER LEADERS

Points	Total-Avg.
Eric Floyd, 1978-82	2304-17.7
Patrick Ewing, 1981-85	2184-15.3
Reggie Williams, 1983-87	2117-15.3
Alonzo Mourning, 1988-92	2001-16.7
D'Vauntes Smith-Rivera, 2012-16	1,898-14.7
Othella Harrington, 1992-96	1839-13.9
David Wingate, 1982-86	1781-12.8
Austin Freeman, 2007-11	1761-13.6
Mike Sweetney, 2000-03	1750-18.2
Kevin Braswell, 1998-02	1735-13.5
Rebounds	Total-Avg.
Patrick Ewing, 1981-85	1316-9.2
Merlin Wilson, 1972-76	1230-11.4
Alonzo Mourning, 1988-92	1032-8.6
Othella Harrington, 1992-96	983-7.4
Mike Sweetney, 2000-03	887-9.2
Reggie Williams, 1983-87	886-6.4
Jessie Govan, 2015-19	843-6.6
Mike Laughna, 1969-72	833-10.8
Dikembe Mutombo, 1988-91	823-8.6
Roy Hibbert, 2004-08	808-5.9
Assists	Total
Kevin Braswell, 1998-02	695
Joey Brown, 1990-94	677
Michael Jackson, 1982-86	671
John Duren, 1976-80	583
Dwayne Bryant, 1986-90	527
Chris Wright, 2007-11	442
Jim Brown, 1963-66	408
Fred Brown, 1980-84	390
D'Vauntes Smith-Rivera, 2012-16	380
Jonathan Wallace, 2004-08	378
Steals	Total
Kevin Braswell, 1998-02	349
Eric Floyd, 1978-82	253
Joey Brown, 1990-94	236
Allen Iverson, 1994-96	213
David Wingate, 1982-86	209
Reggie Williams, 1983-87	206
Fred Brown, 1980-84	199
Gene Smith, 1980-84	191
Dwayne Bryant, 1986-90	187
John Duren, 1976-80	184
Blocked Shots	Total
Patrick Ewing, 1981-85	493
Alonzo Mourning, 1988-92	453
Dikembe Mutombo, 1988-91	354
Roy Hibbert, 2004-08	259
Ruben Boumtje Boumtje, 1997-01	255
Othella Harrington, 1992-96	201
Mike Sweetney, 2000-03	180
Jahidi White, 1994-98	152
Jameel Watkins, 1996-00	150
Jessie Govan, 2015-19	141



QUICK FACTS

Location: Milwaukee, Wis.
Enrollment: 12,000
Founded: 1881
Nickname: Golden Eagles
Colors: Blue and Gold
Home Court: Fiserv Forum (17,600)

COACHING STAFF

Head Coach
Steve Wojciechowski (Duke '98)
Office Phone: (414) 288-7130

Associate Head Coach:
Dwayne Killings (Hampton '03)

Assistant Coaches:
Justin Rainey (NC State, '00)
Jake Presutti (Syracuse '08)

ADMINISTRATION

President
Dr. Michael R. Lovell

Vice President/Director of Athletics
Bill Scholl
Athletics Phone: (414) 288-6303

Associate AD/Media Relations
Scott Kuykendall
Office Phone: (414) 288-4794
Cell Phone: (414) 807-3490
Email: scott.kuykendall@marquette.edu

REGULAR SEASON GAMES

Home Record: 94-39
Best Home Record: 9-0 in 2011-12 and 2012-13
Worst Home Record: 3-6 in 2014-15
Most Consecutive Home Wins: 20 in 2011-12 through 2013-14
Most Consecutive Home Losses: 6 in 2014-15
Road Record: 57-76
Best Road Record: 6-3 in 2018-19
Worst Road Record: 1-8 in 2014-15
Most Consecutive Road Wins: 5 in 2009-10
Most Consecutive Road Losses: 7, 2 in 2013-14 and 5 in 2014-15
Longest Winning Streak: 9 games in 2008-09
Longest Losing Streak: 6 twice in 2014-15



GOLDEN EAGLES PREVIEW

The Big Picture

All of the bracketologists had the Golden Eagles on their way to a fourth straight postseason berth with an 18-12 record and an 8-10 BIG EAST mark before the pandemic hit. Senior Markus Howard was enjoying a record setting campaign that would end with Consensus All-America honors while becoming the BIG EAST's all-time leading scorer. But Howard has picked up his diploma and Marquette, likely more than any other team in the league, will have a different look in 2020-21.

Who's Back

Guard Koby McEwen is the top returning scorer, posting a 9.5 average and grabbing rebounds at a 5.0 clip. Forward Jamal Cain, a valuable reserve in his three seasons, averaged 5.2 points and 4.2 rebounds last year. Center Theo John posted averages of 5.1 points, 5.2 rebounds and was third in the BIG EAST in blocked shots at 1.8. McEwen, Cain and John are all seniors. Junior Greg Elliott, who has battled injuries throughout his career, averaged 5.1 points and 2.5 rebounds. Sophomore Symir Torrence showed promise as a backcourt contributor.

Who's Gone

While becoming the BIG EAST's all-time top scorer, Howard led the nation in scoring and set the league's season scoring record with a 27.8 mark. He also finished as the league's all-time leader in 3-point baskets made (245). The Golden Eagles also will miss reliable forward Sacar Anim, who averaged 13.1 points and ranked ninth in the league in 3-point shooting, making 39.2 percent. Anim also averaged 4.1 rebounds. Forward Brendan Bailey left early for the professional ranks after averaging 7.1 points and 5.2 boards. Center Jayce Johnson averaged 3.8 points and 5.7 rebounds in his graduate transfer season.

What's Ahead

With Howard's departure, Marquette will spread out the scoring punch. McEwen is a proven performer in the backcourt. He will be joined by Ohio State guard transfer D.J. Carton, who averaged 10.4 points in 20 games last season and is expected to step into a starting role. Cain and Elliott will be counted on for expanded roles with John returning to anchor the defense in the frontcourt. In addition to Carton, other newcomers are expected to offer some immediate contributions. Six-eleven Dawson Garcia and 6-7 Justin Lewis and 6-9 Oso Ighodaro are a highly-rated trio of freshman forward candidates. Redshirt freshman guard Dexter Akanno and Gardner Webb transfer Jose Perez should make the backcourt even deeper.

2019-20 STATISTICS

##	Player	GP	GS	TOTAL					3-PTS			REBOUNDS											Pts	Avg		
				Min	Avg	FG	FGA	Pct	3FG	FGA	Pct	FT	FTA	Pct	Off	Def	Tot	Avg	PF	FO	A	TO			Blk	Stl
00	HOWARD, Markus	29	29	964	33.2	237	561	.422	121	294	.412	211	249	.847	16	85	101	3.5	70	1	95	98	1	27	806	27.8
	Conference-Only...	18	18	636	35.3	155	374	.414	75	199	.377	132	154	.857	12	59	71	3.9	45	1	60	60	0	15	517	28.7
02	ANIM, Sacar	30	30	1006	33.5	141	332	.425	49	125	.392	62	92	.674	36	86	122	4.1	56	1	43	52	8	31	393	13.1
	Conference-Only...	18	18	638	35.4	84	214	.393	32	88	.364	43	58	.741	28	49	77	4.3	36	0	27	26	5	21	243	13.5
25	MCEWEN, Koby	29	29	828	28.6	72	217	.332	35	120	.292	97	114	.851	8	137	145	5.0	96	5	94	82	2	17	276	9.5
	Conference-Only...	18	18	511	28.4	45	132	.341	20	73	.274	54	68	.794	7	80	87	4.8	61	2	56	51	2	8	164	9.1
01	BAILEY, Brendan	30	30	758	25.3	78	192	.406	46	120	.383	12	20	.600	39	118	157	5.2	75	4	34	23	22	18	214	7.1
	Conference-Only...	18	18	497	27.6	46	118	.390	28	76	.368	11	16	.688	31	72	103	5.7	43	2	14	15	11	9	131	7.3
23	CAIN, Jamal	30	1	553	18.4	56	116	.483	21	55	.382	23	32	.719	31	94	125	4.2	48	1	24	29	11	19	156	5.2
	Conference-Only...	18	0	301	16.7	29	66	.439	12	33	.364	10	12	.833	12	49	61	3.4	27	1	10	17	4	13	80	4.4
04	JOHN, Theo	30	29	630	21.0	56	102	.549	0	0	.000	42	75	.560	54	102	156	5.2	81	4	22	27	55	13	154	5.1
	Conference-Only...	18	17	396	22.0	33	56	.589	0	0	.000	17	30	.567	37	61	98	5.4	44	2	12	16	30	6	83	4.6
05	ELLIOTT, Greg	24	1	457	19.0	41	94	.436	19	46	.413	21	29	.724	13	47	60	2.5	28	2	32	22	3	16	122	5.1
	Conference-Only...	12	0	200	16.7	19	43	.442	7	21	.333	7	9	.778	4	21	25	2.1	17	2	14	5	1	6	52	4.3
34	JOHNSON, Jayce	27	1	394	14.6	39	62	.629	0	0	.000	25	50	.500	59	96	155	5.7	68	4	11	22	15	2	103	3.8
	Conference-Only...	17	1	282	16.6	28	43	.651	0	0	.000	14	26	.538	41	68	109	6.4	44	2	9	14	11	2	70	4.1
30	MORROW, ED	16	0	191	11.9	21	45	.467	0	0	.000	13	20	.650	23	31	54	3.4	23	1	5	16	10	4	55	3.4
	Conference-Only...	4	0	40	10.0	5	12	.417	0	0	.000	2	3	.667	2	6	8	2.0	3	0	0	1	3	3	12	3.0
10	TORRENCE, Symir	28	0	308	11.0	16	39	.410	9	24	.375	8	11	.727	1	35	36	1.3	27	0	45	20	0	7	49	1.8
	Conference-Only...	18	0	195	10.8	10	21	.476	4	10	.400	8	11	.727	1	23	24	1.3	14	0	23	14	0	3	32	1.8
41	CARNEY, Brendan	4	0	3	0.8	1	1	1.000	1	1	1.000	0	0	.000	0	0	0	0.0	0	0	0	0	0	0	3	0.8
	Conference-Only...	2	0	1	0.5	1	1	1.000	1	1	1.000	0	0	.000	0	0	0	0.0	0	0	0	0	0	0	3	1.5
40	GARDINER, Tommy	5	0	5	1.0	1	2	.500	0	1	.000	0	0	.000	0	0	0	0.0	0	0	0	0	0	0	2	0.4
	Conference-Only...	3	0	2	0.7	0	0	.000	0	0	.000	0	0	.000	0	0	0	0.0	0	0	0	0	0	0	0	0.0
42	KENNEDY, Michael	4	0	3	0.8	0	1	.000	0	1	.000	0	0	.000	1	0	1	0.3	0	0	1	0	0	0	0	0.0
	Conference-Only...	2	0	1	0.5	0	0	.000	0	0	.000	0	0	.000	0	0	0	0.0	0	0	1	0	0	0	0	0.0
TM	TEAM.....															38	45	83	2.8	0		18			0	
	Conference-Only...															26	24	50	2.8	0		14				
	Total.....	34				893	1969	.454	319	822	.388	524	692	.757	336	964	1300	38.2	636	13	456	470	145	168	2629	77.3
	Conference-Only...	18				465	1009	.461	168	422	.398	263	342	.769	152	479	631	35.1	329	8	232	239	73	81	1361	75.6
	Opponents.....	34				819	2020	.405	233	720	.324	492	725	.679	341	807	1148	33.8	645	-	418	403	102	236	2363	69.5
	Conference-Only...	18				437	1049	.417	134	387	.346	278	389	.715	186	421	607	33.7	321	6	222	210	54	115	1286	71.4

2020-21 ROSTER

No.	Name	Pos.	Ht.	Wt.	Yr.	Hometown /Previous School
12	Dexter Akanno	G	6-4	210	R-Fr.	Valencia, Calif./Blair Academy (N.J.)
23	Jamal Cain	F	6-7	200	Sr.	Pontiac, Mich./Cornerstone Health & Tech
41	Brendan Carney	G	6-2	195	So.	Menlo Park, Calif./Sacred Heart Prep
21	D.J. Carton	G	6-2	195	So.	Bettendorf, Iowa/Bettendorf
5	Greg Elliott	G	6-3	185	R-Jr.	Detroit, Mich./East English Village
50	Luke Fizulich	G	6-2	190	Fr.	Harrington Park, N.J./Arch. Stepinac
33	Dawson Garcia	F	6-11	230	Fr.	Prior Lake, Minn./Prior Lake
40	Tommy Gardiner	F	6-7	230	Jr.	Park Ridge, Ill./Maine South
13	Oso Ighodaro	F	6-9	205	Fr.	Chandler, Ariz./Desert Vista
4	Theo John	F	6-9	255	Sr.	Minneapolis, Minn./Champlin Park
42	Michael Kennedy	F	6-6	195	So.	Mequon, Wis./Homestead
2	Justin Lewis	F	6-7	235	Fr.	Baltimore, Md./Baltimore Polytechnic
25	Koby McEwen	G	6-4	205	R-Sr.	Toronto, Canada/Utah State
55	Jose Perez	G	6-5	220	Jr.	Bronx, N.Y./Gardner Webb
10	Symir Torrence	G	6-3	200	So.	Syracuse, N.Y./Vermont Acad.

2020-21 NEWCOMERS

Dexter Akanno, G, R-Fr., 6-4, 210

- Redshirted in 2019-20 to focus on athletic development.
- Helped Blair Academy to the Mid-Atlantic Prep title in 2018-19.

D.J. Carton, G, So., 6-2, 195

- An Ohio State transfer, he is eligible in 2020-21.
- Averaged 10.4 points and 40 percent from 3-point range for Ohio State.

Dawson Garcia, G, Fr., 6-11, 230

- Named McDonald's All-American as a senior and was a consensus top-50 recruit.
- Averaged 31.9 points, 9.7 rebounds and shot 41.2 percent from 3-point range.

Oso Ighodaro, F, Fr., 6-9, 205

- Led Desert Vista to state title as a senior, posting 32 points and 11 rebounds in the final.
- As a junior, he was named the school's scholar-athlete of the year for his class.

Justin Lewis, F, Fr., 6-7, 235

- Helped Baltimore Polytechnic to two state titles.
- Was first team all-state as a senior and third on the school's career scoring list with 1,374 points.

Jose Perez, G, Jr., 6-5, 220

- A transfer from Gardner Webb, averaged 15.2 points, 6.5 rebounds, 4.2 assists in 2019-20.

Marquette



HEAD COACH STEVE WOJCIECHOWSKI

Hired at Marquette: April 1, 2014

Coaching File: Assistant/Associate head coach, Duke (1999-2014).

Highlights: 2019 NCAA; 2018 NIT quarterfinals; 2017 NCAA; During his coaching tenure at Duke, the Blue Devils won two NCAA national championships (2010, 2001) and compiled a 441-92 record. Duke played in the NCAA Tournament every season. I served as court coach and scout for the USA Basketball Men's Senior

National Team (2006-12), including the gold medal teams in the 2008 Beijing Olympics and the 2012 London Olympics.

Collegiate File: At Duke, he was named the top defensive player in the country as a senior. Was a two-time All-ACC selection and honorable mention Associated Press All-America.

Education: B.S., Duke, 1998. Major: Sociology.

Personal: Native of Severna Park, Md.; Birthdate: 8-11-76. Steve and his wife Lindsay have two sons, Jack and Charlie.

WOJCIECHOWSKI'S RECORD

Career Record (six years)..... 115-81 (.587)

Marquette Record (six years)..... 115-81 (.587)

BIG EAST Regular Season Record (six years)..... 51-57 (.472)

BIG EAST Tournament Record (five years)..... 4-5 (.444)

BIG EAST Overall Record (six years)..... 55-62 (.470)

NCAA Record (two appearances) 0-2 (.000)

NIT Record (one appearance) 2-1 (.000)

YEAR-BY-YEAR

		Overall	Conference	Conf. Tourn.	Postseason
2014-15	Marquette	13-19	4-14/9th	1-1	—
2015-16	Marquette	20-13	8-10/7th	1-1	—
2016-17	Marquette	19-13	10-8/T3rd	0-1	NCAA 0-1
2017-18	Marquette	21-14	9-9/T6th	1-1	NIT 2-1
2018-19	Marquette	24-10	12-6/2nd	1-1	NCAA 0-1
2019-20	Marquette	18-12	8-10/T6th	---	---

BIG EAST REGULAR SEASON RESULTS

Year	Won-Lost	Home	Away	Finish	Championship Seed
2005-06	10-6	7-1	3-5	T-4th	#4
2006-07	10-6	6-2	4-4	T-5th	#6
2007-08	11-7	7-2	4-5	T-5th	#6
2008-09	12-6	7-2	5-4	5th	#5
2009-10	11-7	6-3	5-4	T-5th	#5
2010-11	9-9	6-3	3-6	T-9th	#11
2011-12	14-4	9-0	5-4	2nd	#2
2012-13	14-4	9-0	5-4	T-1st	#3
2013-14	9-9	6-3	3-6	6th	#6
2014-15	4-14	3-6	1-8	T9th	#9
2015-16	8-10	4-5	4-5	7th	#7
2016-17	10-8	7-2	3-6	T-3rd	#4
2017-18	9-9	5-4	4-5	T-6th	#7
2018-19	12-6	6-3	6-3	2nd	#2
2019-20	8-10	6-3	2-7	T-6th	#6

BIG EAST CHAMPIONSHIP RESULTS (2006-2020)

vs.	Won	Lost
DePaul	1	0
Georgetown	0	2
Louisville	0	2
Notre Dame	1	1
Pittsburgh	0	2
Providence	1	0
St. John's	5	0
Seton Hall	2	2
Villanova	1	3
West Virginia	1	0
Xavier	0	2
Total	12	14

2019-20 RESULTS (18-12, 8-10 BIG EAST)

(HOME: 13-3/AWAY: 3-8/NEUTRAL: 2-1)

			Attendance	High Scorer/Rebounder
NOVEMBER				
5	Loyola (Md.)	W, 88-53	13,103	Howard 38/John 8
<i>Gavitt Tipoff Games</i>				
13	Purdue	W, 65-55	15,659	McEwen 23/Two with 6
17	at Wisconsin	L, 77-61	17,287	McEwen 19/McEwen 7
23	Robert Morris	W, 66-62	14,136	Anim 14/Anim 6
<i>Orlando Invitational</i>				
28	vs. Davidson	W, 73-63	2,084	Howard 40/Cain 7
29	vs. USC	W, 101-79	2,457	Howard 51/Two with 7
DECEMBER				
1	vs. Maryland	L, 84-63	2,439	Bailey 27/Johnson 11
4	Jacksonville	W, 75-56	12,852	Anim 19/Cain 12
<i>BIG EAST-Big 12 Battle</i>				
7	at Kansas State	W, 73-65	10,073	Howard 19/Cain 9
17	Grambling	W, 93-72	13,898	Howard 26/Howard 6
20	North Dakota State	W, 82-68	16,359	Howard 32/McEwen 7
28	Central Arkansas	W, 106-54	16,242	Howard 30/Bailey 12
JANUARY				
1	at CREIGHTON	L, 92-75	17,289	Three with 18/Bailey 11
4	VILLANOVA	W, 71-60	17,856	Howard 29/John 10
7	PROVIDENCE	L, 81-80 ot	14,414	Howard 39/Bailey 8
11	at SETON HALL	L, 69-55	12,707	Howard 27/Bailey 11
15	XAVIER	W, 85-65	13,761	Howard 35/Two with 8
18	at GEORGETOWN	W, 84-80	12,514	Howard 42/Two with 7
21	ST. JOHN'S	W, 82-68	13,015	Howard 32/Two with 9
24	at BUTLER	L, 89-85 ot	9,204	Howard 26/McEwen 11
29	at XAVIER	W, 84-82 2ot	10,224	Anim 28/Cain 9
FEBRUARY				
1	DEPAUL	W, 76-72	17,781	Howard 31/McEwen 9
9	BUTLER	W, 76-57	17,526	Howard 17/Bailey 8
12	at VILLANOVA	L, 72-71	6,501	Howard 24/McEwen 11
18	CREIGHTON	L, 73-65	14,329	Anim 18/John 10
22	at PROVIDENCE	L, 84-72	12,805	Howard 38/John 5
26	GEORGETOWN	W, 93-72	13,855	Howard 30/Johnson 11
29	SETON HALL	L, 88-79	17,538	Howard 37/Johnson
MARCH				
3	at DEPAUL	L, 69-68	6,901	Howard 31/Johnson 10
7	at ST. JOHN'S (MSG)	L, 88-86	7,720	Howard 30/Johnson 11

(MSG) - Madison Square Garden

CAREER LEADERS

Points	Total-Avg.
Markus Howard, 2016-20	1955-19.7
Jerel McNeal, 2005-09	1985-15.3
Lazar Hayward, 2006-10	1859-13.5
George Thompson, 1966-69	1773-20.4
Dominic James, 2005-09	1749-13.6
Butch Lee, 1974-78	1735-15.1
Travis Diener, 2001-05	1691-14.1
Brian Wardle, 1997-01	1690-14.4
Tony Smith, 1986-90	1688-14.8
Wesley Matthews, 2005-09	1673-13.2

Rebounds	Total-Avg.
Don Kojis, 1958-61	1222-15.1
Bo Ellis, 1973-77	1085-9.1
Terry Rand, 1953-56	978-12.7
Walt Mangham, 1957-60	938-12.3
Lazar Hayward, 2006-10	910-6.6
Tom Flynn, 1963-66	771-9.9
Paul Carbins, 1963-67	768-9.7
Trevor Powell, 1987-91	765-6.8
John Glaser, 1955-58	753-10.6
Russ Wittberger, 1951-55	745-7.4

Assists	Total
Tony Miller, 1992-95	956
Dominic James, 2005-09	632
Travis Diener, 2001-05	617
Aaron Hutchins, 1995-98	550
Lloyd Walton, 1974-76	480
Tony Smith, 1987-90	469
Jerel McNeal, 2005-09	455
Junior Cadougan, 2009-13	435
Cordell Henry, 1999-02	430
Glenn Rivers, 1981-83	409

Steals	Total
Jerel McNeal, 2005-09	287
Michael Wilson, 1979-82	272
Mandy Johnson, 1982-85	253
Dominic James, 2005-09	238
Glenn Rivers, 1981-83	203
Tony Smith, 1987-90	190
Michael Sims, 1985-88	188
Tony Miller, 1992-95	185
Aaron Hutchins, 1995-98	165
Travis Diener, 2001-05	158
Lazar Hayward, 2006-10	158
Kerry Trotter, 1983-86	158

Blocked Shots	Total
Jim McIlvaine, 1991-94	399
Amal McCaskill 1992, 94-96	175
Faisal Abraham, 1994-97	172
Luke Fischer, 2014-17	153
Chris Otule, 2008-12	145
Michael Wilson, 1979-82	119
Scott Merritt, 2000-04	113
Walter Downing, 1985-86	103

Providence



David Duke



QUICK FACTS

Location: Providence, R.I.
Enrollment: 4,834
Founded: 1917
Nickname: Friars
Colors: Black, White and Silver
Home Court: Dunkin' Donuts Center (12,410)

COACHING STAFF

Head Coach
Ed Cooley (Stonehill '94)
Office Phone: (401) 865-2266

Assistant Coaches
Jeff Battle (Marshall '85)
Brian Blaney (Roanoke '94)
Ivan Thomas (VCU '97)

ADMINISTRATION

President
Kenneth R. Sicard, O.P.

Director of Athletics
Robert Driscoll, Jr.
Athletics Phone: (401) 865-2265

Associate AD/Communications
Arthur Parks
Office Phone: (401) 865-2759
Cell Phone: (401) 378-7334
Email: aparks@providence.edu

REGULAR SEASON GAMES

Home Record: 182-160
Best Home Record: 8-1 in 1993-94
Worst Home Record: 0-3 in 1979-80
Most Consecutive Home Wins: 8 over 1995-96 and 1996-97 seasons
Most Consecutive Home Losses: 7 over 1979-80/80-81 seasons
Road Record: 110-232
Best Road Record: 6-2 in 2003-04
Worst Road Record: 0-9 in 2010-11
Most Consecutive Road Wins: 3 in 1988-89, 1989-90 and 2000-01
Most Consecutive Road Losses: 15 over 2009-10 and 2010-11 seasons
Longest Winning Streak: 6 games in 1986-87 and 2019-20
Longest Losing Streak: 11 games over 1979-80/80-81 seasons
Longest Losing Streak (single season): 10 games in 2009-10

FRIARS PREVIEW

The Big Picture

The Friars were headed toward their eighth straight postseason berth before the pandemic hit. PC finished 19-12 overall and 12-6 in the BIG EAST. The 12 league wins marked the highest win total for the Friars in BIG EAST history and it was also the sixth time in the last seven seasons that PC reached double-digit wins in conference play. The Friars won five games in February against ranked teams, just the fifth time in the history of college basketball that a team has done that in the regular season. The challenge for 2020-21 will be to succeed without three departing starters, but there seems to be plenty of talent available for coach Ed Cooley and the Friars to maintain their high level of success.

Who's Back

Junior David Duke was one of the BIG EAST's most improved and versatile players last season. The 6-5 guard averaged 12.0 points, 4.2 rebounds, 3.1 assists and 1.5 steals. He ranked fourth in the BIG EAST in 3-point shooting, making 42.0 percent. Senior center Nate Watson averaged 9.0 points and 4.6 rebounds while starting 13 games. Guard A.J. Reeves, a 6-6 junior guard, averaged 7.4 points while making 19 starts. Greg Gantt, an athletic 6-8 forward, showed promise as a freshman, averaging 2.6 points and 2.2 rebounds. He is expected to contend for a starting role. Junior forwards Jimmy Nichols and Kris Monroe will provide depth after limited duty last year.

Who's Gone

Alpha Diallo concluded a stellar career by averaging 14.1 points and 7.8 rebounds – both team highs – and being named All-BIG EAST Second Team. The big guard, who scored 1,691 points in his career, will be missed for his all-around contributions. Guard Luwane Pipkins helped fuel the Friars' strong second half. The graduate transfer averaged 10.8 points and shot 90.2 percent from the foul line for the season. Guard Maliek White was a valuable sixth man, averaging 7.8 points. Center Kalif Young started 19 games and averaged 5.0 points and 4.9 boards. Forward Emmitt Holt overcame extreme physical hardships in his career to average 4.8 points and 3.7 rebounds as a senior.

What's Ahead

PC would benefit from the continued development of Duke into one of the league's top all-around players with Watson and Reeves settling into full time starting roles. The Friars are counting on transfer Jared Bynum to help immediately at point guard. The redshirt sophomore averaged 11.3 points, 4.5 assists and 3.6 rebounds two seasons ago at Saint Joseph's. Six-eight forward Noah Horchler, a transfer from North Florida, is expected to contend for a starting spot. He averaged 16.0 points and 9.3 rebounds in 2017-18. Sophomore guard Brycen Goodine, a transfer from Syracuse, should help immediately if he is granted a waiver. Guard Alyn Breed and forward Jyare Davis, a pair of freshmen, will also push to be noticed.

2019-20 STATISTICS

##	Player	GP	GS	Min	Avg	TOTAL			3-PTS			REBOUNDS			PF	FO	A	TO	Blk	Stl	Pts	Avg				
						FG	FGA	Pct	3FG	FGA	Pct	FT	FTA	Pct									Off	Def	Tot	Avg
11	DIALLO, Alpha	31	30	1014	32.7	155	374	.414	30	96	.313	96	152	.632	100	141	241	7.8	80	1	77	92	29	48	436	14.1
	Conference-Only...	18	17	602	33.4	88	208	.423	21	54	.389	56	78	.718	51	70	121	6.7	51	1	38	49	18	21	253	14.1
03	DUKE, David	31	31	997	32.2	117	286	.409	42	100	.420	96	121	.793	23	106	129	4.2	90	4	97	68	11	48	372	12.0
	Conference-Only...	18	18	606	33.7	66	161	.410	22	59	.373	58	76	.763	8	65	73	4.1	51	2	53	41	6	31	212	11.8
12	PIPKINS, Luwane	31	25	820	26.5	101	276	.366	60	183	.328	74	82	.902	13	77	90	2.9	56	0	88	61	2	39	336	10.8
	Conference-Only...	18	12	467	25.9	65	162	.401	37	111	.333	51	59	.864	8	44	52	2.9	32	0	27	31	1	18	218	12.1
00	WATSON, Nate	27	13	508	18.8	96	188	.511	0	0	.000	52	92	.565	74	51	125	4.6	72	5	14	28	15	16	244	9.0
	Conference-Only...	18	13	344	19.1	58	114	.509	0	0	.000	38	55	.691	52	35	87	4.8	53	5	8	22	8	11	154	8.6
04	WHITE, Maliek	30	6	774	25.8	79	228	.346	31	115	.270	46	64	.719	6	53	59	2.0	64	4	75	56	2	30	235	7.8
	Conference-Only...	17	6	451	26.5	46	138	.333	16	64	.250	30	43	.698	4	31	35	2.1	38	2	52	35	0	11	138	8.1
10	REEVES, A.J.	28	16	614	21.9	71	190	.374	38	111	.342	26	39	.667	24	63	87	3.1	48	0	33	36	6	23	206	7.4
	Conference-Only...	16	11	382	23.9	47	113	.416	28	68	.412	10	15	.667	14	41	55	3.4	25	0	17	18	4	11	132	8.3
13	YOUNG, Kalif	31	19	618	19.9	64	123	.520	1	2	.500	27	49	.551	64	89	153	4.9	84	4	28	17	19	20	156	5.0
	Conference-Only...	18	6	372	20.7	36	71	.507	0	0	.000	17	33	.515	35	51	86	4.8	51	4	19	11	11	13	89	4.9
15	HOLT, Emmitt	27	9	413	15.3	45	99	.455	12	32	.375	27	37	.730	33	67	100	3.7	26	0	17	15	8	9	129	4.8
	Conference-Only...	14	4	180	12.9	14	37	.378	5	18	.278	5	7	.714	12	24	36	2.6	9	0	6	7	1	3	38	2.7
01	GANTT, Greg	27	5	335	12.4	25	58	.431	6	20	.300	13	19	.684	26	36	62	2.3	46	0	9	20	7	19	69	2.6
	Conference-Only...	17	3	212	12.5	11	32	.344	1	11	.091	12	17	.706	14	24	38	2.2	27	0	3	10	3	9	35	2.1
05	NICHOLS, Jimmy	5	1	59	11.8	5	13	.385	0	4	.000	1	3	.333	2	9	11	2.2	8	0	2	4	2	1	11	2.2
	Conference-Only...	0	0	0	0.0	0	0	.000	0	0	.000	0	0	.000	0	0	0	0.0	0	0	0	0	0	0	0	0.0
02	MONROE, Kris	6	0	45	7.5	3	8	.375	2	7	.286	0	2	.000	1	8	9	1.5	3	0	1	1	1	3	8	1.3
	Conference-Only...	0	0	0	0.0	0	0	.000	0	0	.000	0	0	.000	0	0	0	0.0	0	0	0	0	0	0	0	0.0
24	FONTS, Andrew	11	0	20	1.8	2	8	.250	2	7	.286	3	4	.750	0	2	2	0.2	4	0	2	1	0	1	9	0.8
	Conference-Only...	5	0	6	1.2	0	3	.000	0	2	.000	0	0	.000	0	2	2	0.4	1	0	0	0	0	1	0	0.0
22	DEMPESEY, Tommy	6	0	8	1.3	1	1	1.000	1	1	1.000	0	0	.000	0	1	1	0.2	0	0	2	1	0	0	3	0.5
	Conference-Only...	2	0	3	1.5	0	0	.000	0	0	.000	0	0	.000	0	0	0	0.0	0	0	0	1	0	0	0	0.0
TM	TEAM.....															40	63	103	3.3	0		17			0	
	Conference-Only...															24	43	67	3.7	0		9			0	
	Total.....	31				764	1852	.413	225	678	.332	461	664	.694	406	766	1172	37.8	581	18	445	417	102	257	2214	71.4
	Conference-Only...	18				431	1039	.415	130	387	.336	277	383	.723	222	430	652	36.2	338	14	223	234	52	129	1269	70.5
	Opponents.....	31				705	1691	.417	194	624	.311	447	632	.707	304	797	1101	35.5	584	-	362	464	105	216	2051	66.2
	Conference-Only...	18				409	980	.417	107	357	.300	273	378	.722	180	442	622	34.6	335	9	196	236	55	125	1198	66.6

2020-21 ROSTER

No.	Name	Pos.	Ht.	Wt.	Yr.	Hometown/Previous School
10	Alyn Breed	G	6-3	175	Fr.	Powder Springs, Ga./McEachern
4	Jared Bynum	G	5-10	180	R-So.	Largo, Md./Saint Joseph's U.
21	Ed Crosswell	F	6-8	245	Jr.	Philadelphia, Pa./La Salle U.
13	Jyare Davis	F	6-7	215	Fr.	Newark, Del./Sanford School
3	David Duke	G	6-5	205	Jr.	Providence, R.I./Cushing Academy
24	Andrew Fonts	G	6-2	175	Sr.	Portsmouth, R.I./Portsmouth Abbey
1	Greg Gantt	F	6-8	220	So.	Fayetteville, N.C./Trinity Christian School
12	Brandon Goodine	G	6-4	185	So.	New Bedford, Mass./Syracuse U.
14	Noah Horchler	F	6-8	220	R-Sr.	Melbourne, Fla./Melbourne
2	Kris Monroe	F	6-8	220	Jr.	Raleigh, N.C./St. David's
5	Jimmy Nichols Jr.	F	6-8	235	Jr.	Conway, S.C./Conway
10	A.J. Reeves	G	6-6	205	Jr.	Roxbury, Mass./Brimmer and May School
0	Nate Watson	C	6-10	250	Sr.	Arlington, Va./Bishop O'Connell

2020-21 NEWCOMERS

Alyn Breed, G, Fr., 6-3, 185

- Averaged 12.7 points, 4.7 rebounds and 3.5 assists in a post-graduate year at IMG.
- Shot 60 percent from the floor and 82 percent from the foul line.

Jared Bynum, G, R-So., 5-10, 180

- Averaged 11.3 points, 4.5 assists and 3.6 rebounds at Saint Joseph's in 2018-19.
- Played in 33 games and averaged 36.6 minutes.

Jyare Davis, F, Fr., 6-7, 215

- Became the first player in Delaware history to earn first team all-state honors all four years.
- Averaged 17.0 points and 7.1 rebounds as a senior.

Noah Horchler, F, R-Sr., 6-8, 220

- Sat out last season after transferring from North Florida.
- Averaged 16.0 points and 9.3 rebounds at North Florida in 2018-19.

Providence



HEAD COACH

ED COOLEY

Hired at Providence: March 22, 2011

Coaching File: Was head coach of Team USA comprised of BIG EAST players, that won a bronze medal at the 2019 Pan American Games in Lima, Peru; Fairfield, head coach (2007-11); Boston College, Assistant coach (1997-06); Rhode Island, Assistant coach (1996-97); Stonehill College, Assistant coach (1995-96); UMass-Dartmouth, Assistant coach (1994-95).

Highlights: 2019 NIT; 2018 NCAA; 2017 NCAA; 2016 NCAA (Second Round); 2015 NCAA; 2014 NCAA; 2014 BIG EAST Tournament title; 2013 NIT quarterfinals; 2011 NIT second round. Posted a school record streak of five straight NCAA appearances from 2014-2018.

Collegiate File: Was a four-year player at Stonehill College and a three-time captain.

Education: B.A., History, Stonehill, 1994.

Personal: A native of Providence, attended Central High School and earned two Rhode Island High School Player of the Year honors before attending Stonehill. He and his wife, Nurys, have a daughter Olivia, and a son, Isaiah.

COOLEY'S RECORD

Career Record (14 years)..... 273-191 (.589)
 Providence Record (nine years) 181-122 (.597)
 Fairfield Record (five years)..... 92-69 (.571)

BIG EAST Regular Season Record (nine years)..... 83-79 (.512)
 BIG EAST Tournament Record (eight years) 8-7 (.533)
 BIG EAST Overall Record (nine years)..... 91-86 (.514)

NCAA Record (five appearances) 1-5 (.167)
 NIT Record (three appearances) 3-3 (.500)

YEAR-BY-YEAR

		Overall	Conference	Conf. Tourn.	Postseason
2006-07	Fairfield	13-19	10-8/T5th	0-1	
2007-08	Fairfield	14-16	11-7/T5th	0-1	
2008-09	Fairfield	17-15	9-9/T4th	1-1	
2009-10	Fairfield	23-11	13-5/2nd	2-1/2nd	
2010-11	Fairfield	25-8	15-3/1st	1-1	NIT 1-1
2011-12	Providence	15-17	4-14/15th	0-1	
2012-13	Providence	19-15	9-9/T9th	0-1	NIT 2-1
2013-14	Providence	23-12	10-8/T3rd	3-0/1st	NCAA 0-1
2014-15	Providence	22-12	11-7/4th	1-1	NCAA 0-1
2015-16	Providence	24-11	10-8/T4th	1-1	NCAA 1-1
2016-17	Providence	20-13	10-8/T3rd	0-1	NCAA 0-1
2017-18	Providence	21-14	10-8/T3rd	2-1	NCAA 0-1
2018-19	Providence	18-16	7-11/T8th	1-1	NIT 0-1
2019-20	Providence	19-12	12-6/4th	---	---

BIG EAST REGULAR SEASON RESULTS

Year	Won-Lost	Home	Away	Finish	Championship Seed
1979-80	0-6	0-3	0-3	7th	#7
1980-81	3-11	2-5	1-6	8th	#8
1981-82	2-12	2-5	0-7	7th (tie)	#7
1982-83	4-12	2-6	2-6	8th	#8
1983-84	5-11	4-4	1-7	7th (tie)	#8
1984-85	3-13	2-6	1-7	8th	#8
1985-86	7-9	4-4	3-5	5th	#5
1986-87	10-6	6-2	4-4	4th (tie)	#4
1987-88	5-11	5-3	0-8	8th	#8
1988-89	7-9	4-4	3-5	5th (tie)	#6
1989-90	8-8	4-4	4-4	5th (tie)	#6
1990-91	7-9	6-2	1-7	7th (tie)	#7
1991-92	6-12	4-5	2-7	9th	#9
1992-93	9-9	6-3	3-6	4th (tie)	#5
1993-94	10-8	8-1	2-7	4th (tie)	#4
1994-95	7-11	5-4	2-7	6th (tie)	#6
1995-96	9-9	5-4	4-5	3rd, BE 7	#6
1996-97	10-8	7-2	3-6	2nd BE 7	#4
1997-98	7-11	4-5	3-6	4th, BE 7	#8
1998-99	9-9	4-5	5-4	6th (tie)	#7
1999-00	4-12	2-6	2-6	12th	#12
2000-01	11-5	6-2	5-3	2nd, East	#2 East
2001-02	6-10	5-3	1-7	6th, East	#6 East
2002-03	8-8	5-3	3-5	3rd (tie), East	#3 East
2003-04	11-5	5-3	6-2	3rd (tie)	#3
2004-05	4-12	2-6	2-6	9th	#9
2005-06	5-11	3-5	2-6	13th	(DNQ)
2006-07	8-8	6-2	2-6	10th	#10
2007-08	6-12	4-5	2-7	12th (tie)	#2
2008-09	10-8	6-3	4-5	7th (tie)	#8
2009-10	4-14	2-7	2-7	15th	#15
2010-11	4-14	4-5	0-9	14th	#14
2011-12	4-14	3-6	1-8	15th	#15
2012-13	9-9	5-4	4-5	9th (tie)	#9
2013-14	10-8	6-3	4-5	3rd (tie)	#4
2014-15	11-7	6-3	5-4	4th	#4
2015-16	10-8	5-4	5-4	4th (tie)	#4
2016-17	10-8	6-3	4-5	3rd (tie)	#3
2017-18	10-8	6-3	4-5	3rd (tie)	#5
2018-19	7-11	4-5	3-6	8th (tie)	#8
2019-20	12-6	7-2	5-4	4th	#4

2019-20 RESULTS (19-12, 12-6 BIG EAST)

(HOME: 13-3/AWAY: 5-6/NEUTRAL: 1-3)

			Attendance	High Scorer/Rebounder
NOVEMBER				
5	Sacred Heart	W, 106-60	8,103	Diallo 19/Diallo 14
9	NJIT	W, 76-47	7,102	Duke 21/Diallo 10
<i>Gavitt Tipoff Games</i>				
13	at Northwestern	L, 72-63	5,204	Diallo 15/Diallo 14
16	Saint Peter's	W, 69-47	8,063	Duke 17/Diallo 9
19	Merrimack	W, 93-56	7,251	Pipkins 18/Holt 10
23	Pennsylvania	L, 81-75	10,649	White 20/Diallo 8
<i>Wooden Legacy, Anaheim, Calif.</i>				
28	vs. Long Beach State	L, 66-65	1,131	Pipkins 12/Diallo 9
29	vs. Coll. of Charleston	L, 63-55	1,158	Duke 22/Diallo 6
DECEMBER				
1	Pepperdine	W, 80-77	2,185	Two with 15/Diallo 9
6	at Rhode Island	L, 75-61	8,052	Diallo 13/Duke 6
14	Stony Brook	W, 82-78	5,861	Two with 21/Diallo 12
<i>Hall of Fame Invitational, Brooklyn, N.Y.</i>				
17	vs. Florida (BC)	L, 83-51	5,064	Diallo 20/Diallo 12
<i>BIG EAST-Big 12 Battle</i>				
21	Texas	W, 70-48	9,876	Diallo 14/Diallo 12
31	GEORGETOWN	W, 76-60	10,980	Diallo 20/Diallo 8
JANUARY				
4	at DEPAUL	W, 66-65	4,945	Two with 16/Holt 6
7	at MARQUETTE	W, 81-80 ot	14,414	White 19/Diallo 11
10	BUTLER	L, 70-58	10,674	Diallo 21/Diallo 6
15	ST. JOHN'S	W, 63-58	9,542	Diallo 19/Young 8
18	at CREIGHTON	L, 78-74	17,048	Duke 36/Young 10
22	at SETON HALL	L, 73-64	9,267	Diallo 13/Diallo 8
25	VILLANOVA	L, 64-60	12,927	Watson 18/Duke 10
FEBRUARY				
1	at BUTLER	W, 65-61	9,132	Pipkins 22/Young 9
5	CREIGHTON	W, 73-56	10,102	Reeves 22/Young 7
8	at XAVIER	L, 64-58	10,575	Watson 16/Watson 7
12	at ST. JOHN'S (CA)	L, 80-69	4,083	Diallo 19/Diallo 17
15	SETON HALL	W, 74-71	13,255	Diallo 35/Diallo 10
19	at GEORGETOWN	W, 73-63	7,371	Diallo 18/Young 9
22	MARQUETTE	W, 84-72	12,805	Pipkins 24/Watson 6
29	at VILLANOVA (WF)	W, 58-54	15,516	Pipkins 27/Young 7
MARCH				
4	XAVIER	W, 80-74	11,736	Diallo 25/Two with 5
7	DEPAUL	W, 93-55	12,103	Reeves 19/Two with 8

(BC) - Barclays Center | (CA) - Carnesecca Arena | (WF) - Wells Fargo Center

BIG EAST CHAMPIONSHIP RESULTS (1980-2020)

vs.	Won	Lost	vs.	Won	Lost	vs.	Won	Lost
Butler	2	0	Louisville	0	1	Syracuse	1	2
Boston College	1	1	Marquette	0	1	Villanova	1	10
Cincinnati	0	1	Notre Dame	1	0	West Virginia	2	3
Connecticut	2	2	Pittsburgh	0	1	Xavier	1	0
Creighton	2	1	Rutgers	1	0	Total	24	37
DePaul	1	0	St. John's	5	2			
Georgetown	1	7	Seton Hall	3	5			

CAREER LEADERS



Points	Total-Avg.
Ryan Gomes, 2001-05	2138-18.4
LaDontae Henton, 2011-15	2059-15.3
Jimmy Walker, 1963-67	2045-25.2
Eric Murdock, 1987-91	2021-17.3
Bryce Cotton, 2010-14	1975-15.2
Jamel Thomas, 1995-99	1971-15.9
Marvin Barnes, 1970-74	1839-20.7
Joe Hassett, 1973-77	1828-14.7
Bruce Campbell, 1974-78	1809-14.8
Ernie DiGregorio, 1969-73	1760-20.5

Rebounds	Total-Avg.
Marvin Barnes, 1970-74	1592-17.9
Jim Hadnot, 1958-62	1299-15.5
John Thompson, 1960-64	1061-13.4
Geoff McDermott, 2005-09	1055-8.7
LaDontae Henton, 2011-15	1,054-7.8
Michael Smith, 1991-94	1038-11.4
Ryan Gomes, 2001-05	1028-8.9
Bruce Campbell, 1974-78	949-7.8
Otis Thorpe, 1980-84	902-7.8
Bill Eason, 1974-78	800-6.9
Dickey Simpkins, 1990-94	790-6.3

Assists	Total
Vincent Council, 2009-13	725
Ernie DiGregorio, 1969-73	662
Kyron Cartwright, 2014-18	646
Kris Dunn, 2012-16	552
Billy Donovan, 1983-87	546
Carlton Screen, 1986-90	532
Ricky Tucker, 1979-83	520
Bob Misevicius, 1974-78	490
Eric Murdock, 1987-91	487
Vinnie Ernst, 1959-63	487
Geoff McDermott, 2005-09	478

Steals	Total
John Linehan, 1997-02	385
Eric Murdock, 1987-91	376
Carlton Screen, 1986-90	228
Kris Dunn, 2012-16	208
Harold Starks, 1982-86	207
Geoff McDermott, 2005-09	205
Corey Wright, 1996-99	181
Ryan Gomes, 2001-05	181
Joe Hassett, 1973-77	176
Michael Brown, 1992-96	174

Blocked Shots	Total
Marvin Barnes, 1970-74	333
Marcus Douthit, 2000-04	295
Bob Cooper, 1973-77	284
Herbert Hill, 2004-07	189
Steve Wright, 1984-88	184
Carson Desrosiers, 2011-15	161
Randall Hanke, 2004-09	155
Rich Hunger, 1977-81	144
Bilal Dixon, 2009-12	141
Bob Misevicius, 1974-78	121



QUICK FACTS

Location: Queens, N.Y.
Enrollment: 20,729
Founded: 1870
Nickname: Red Storm
Colors: Red and White
Home Courts:
Carnesecca Arena (5,602)
Madison Square Garden (19,786)

COACHING STAFF

Head Coach

Mike Anderson: (Tulsa '82)
Office Phone: (718) 990-6225

Associate Head Coach:

T.J. Cleveland (Arkansas '02)

Assistant Coaches:

Van Macon (Southampton '94)
Steve DeMeo (Buffalo 87)

ADMINISTRATION

President

Conrado "Bobby" Gempesaw, Ph.D.

Director of Athletics

Mike Cragg
Athletics Phone: (718) 990-6138

Associate AD/Communications

Steve Dombroski
Office Phone: (718) 990-6897
Cell Phone: (518) 928-6103
Email: dombross@stjohns.edu

REGULAR SEASON GAMES

Home Record: 203-139

Best Home Record: 8-0 in 1985-86, 1999-00; 7-0 in 1980-81

Worst Home Record: 1-8 in 2015-16

Most Consecutive Home Wins: 16 over

1998-99/99-00/00-01 seasons

Most Consecutive Home Losses: 7 games over

1993-94/94-95 seasons

Road Record: 130-212

Best Road Record: 8-0 in 1984-85

Worst Road Record: 0-9 in 2015-16

Most Consecutive Road Wins: 9 over 1984-85/85-86 seasons

Most Consecutive Road Losses: 16 games over 2003-04 and 2004-05

Longest Winning Streak: 14 games in 1984-85

Longest Losing Streak: 13 games in 2015-16 and over 2017-18 and 2017-18

RED STORM PREVIEW

The Big Picture

In his first season at St. John's, coach Mike Anderson directed his new team to a 17-15 record, which maintained his personal streak of not having a losing season in all 18 years of being a head coach. More importantly, the Johnnies bought into Anderson's aggressive and pressing style. Anderson's second St. John's squad will have more players who fit the way he wants to play. He has six experienced returnees to go with some talented transfers and freshmen. Part of this season's aim will be to improve on a 5-13 BIG EAST record.

Who's Back

Senior guard Rasheem Dunn is the top scorer back after averaging 11.9 points and dealing 3.4 assists per game. Forward Julian Champagne figured things out quickly as a freshman, finishing strong with averages of 9.9 points and a team-high 6.5 rebounds. He made the BIG EAST All-Freshman Team. Junior forward Marcellus Earlington was a key contributor off the bench who averaged 9.0 points and 4.7 boards. Junior guard Greg Williams Jr. started the final 10 games and averaged 5.7 points and 2.9 rebounds. Forward Josh Roberts was a starter who posted averages of 5.0 points and 5.8 boards. Guard David Caraher (4.3 ppg) came off the bench to help with perimeter shooting. Earlington, Williams, Roberts and Caraher are all juniors.

Who's Gone

The Johnnies lost their two top scorers from a year ago. L.J. Figueroa averaged 14.5 points and a league-leading 1.9 steals. He was a dependable scorer for three seasons before transferring. Forward Mustapha Heron averaged 13.8 points before missing the final third of the season with an ankle injury. Point guard Nick Rutherford averaged 5.5 points and 3.1 assists as a graduate transfer.

What's Ahead

The Johnnies expect to be improved with their returning nucleus and some able newcomers. Anderson wants to find some more scoring punch. Junior college transfer Vince Cole, a 6-6 wing, may be able to offer some immediate help in that area. Another JC transfer, 6-10 Isaih Moore, is also expected to provide immediate help. Forward Arnaldo Toro, a grad transfer from George Washington, figures to help on the boards. John McGriff, a red-shirt freshman, will strengthen the point guard spot. Posh Alexander and Dylan Addae-Wusu are a pair of true freshmen guard candidates. Last year, St. John's guards help lead the BIG EAST in turnover margin at 5.6.

2019-20 STATISTICS

##	Player	GP	GS	Min	Avg	TOTAL			3-PTS			REBOUNDS			PF	FO	A	TO	Blk	Stl	Pts	Avg				
						FG	FGA	Pct	3FG	FGA	Pct	FT	FTA	Pct									Off	Def	Tot	Avg
30	FIGUEROA, LJ	32	32	905	28.3	163	430	.379	72	197	.365	67	101	.663	32	111	143	4.5	92	2	67	49	17	62	465	14.5
	Conference-Only...	18	18	510	28.3	85	234	.363	39	112	.348	32	52	.615	14	57	71	3.9	51	2	37	28	6	34	241	13.4
00	HERON, Mustapha	21	19	521	24.8	90	234	.385	42	109	.385	67	81	.827	10	40	50	2.4	54	1	33	34	6	11	289	13.8
	Conference-Only...	10	8	244	24.4	39	108	.361	22	60	.367	24	26	.923	4	23	27	2.7	24	0	14	10	2	3	124	12.4
03	DUNN, Rasheem	29	15	837	28.9	113	300	.377	17	76	.224	103	134	.769	17	92	109	3.8	44	0	100	57	0	30	346	11.9
	Conference-Only...	18	14	550	30.6	77	193	.399	10	45	.222	59	76	.776	13	65	78	4.3	31	0	62	33	0	20	223	12.4
02	CHAMPAGNIE, Julian	32	26	817	25.5	121	267	.453	24	77	.312	52	69	.754	57	151	208	6.5	54	1	24	38	26	40	318	9.9
	Conference-Only...	18	12	452	25.1	68	151	.450	16	47	.340	25	34	.735	33	81	114	6.3	30	1	15	23	18	19	177	9.8
10	EARLINGTON, Marcellu	4	583	18.2	121	262	.462	12	43	.279	35	54	.648	75	76	151	4.7	89	4	19	28	9	32	289	9.0	
	Conference-Only...	18	3	348	19.3	69	162	.426	8	27	.296	17	23	.739	37	43	80	4.4	57	3	13	17	4	19	163	9.1
04	WILLIAMS JR, Greg	31	10	726	23.4	63	157	.401	22	64	.344	29	44	.659	21	69	90	2.9	51	1	60	32	9	41	177	5.7
	Conference-Only...	17	9	470	27.6	45	104	.433	17	45	.378	17	27	.630	12	44	56	3.3	34	1	35	18	5	28	124	7.3
24	RUTHERFORD, Nick	32	23	725	22.7	63	172	.366	9	37	.243	41	58	.707	8	68	76	2.4	84	3	100	52	10	58	176	5.5
	Conference-Only...	18	10	421	23.4	34	99	.343	7	21	.333	25	34	.735	2	35	37	2.1	53	2	57	24	4	31	100	5.6
01	ROBERTS, Josh	29	28	549	18.9	65	121	.537	0	0	.000	15	35	.429	70	97	167	5.8	49	1	24	15	44	14	145	5.0
	Conference-Only...	16	15	214	13.4	20	46	.435	0	0	.000	8	18	.444	21	36	57	3.6	21	0	10	6	12	5	48	3.0
05	CARAHER, David	32	3	469	14.7	50	124	.403	14	56	.250	25	32	.781	24	39	63	2.0	42	0	32	19	1	15	139	4.3
	Conference-Only...	18	1	262	14.6	23	61	.377	5	25	.200	7	8	.875	13	18	31	1.7	22	0	17	4	0	10	58	3.2
15	SEARS, Damien	28	0	218	7.8	14	38	.368	0	0	.000	9	23	.391	15	38	53	1.9	34	1	11	14	4	15	37	1.3
	Conference-Only...	14	0	105	7.5	5	14	.357	0	0	.000	3	11	.273	6	16	22	1.6	16	0	5	4	3	5	13	0.9
33	STEERE, Ian	6	0	20	3.3	1	5	.200	0	1	.000	2	2	1.000	1	0	1	0.2	7	0	0	2	1	0	4	0.7
	Conference-Only...	5	0	16	3.2	1	2	.500	0	0	.000	0	0	.000	1	0	1	0.2	5	0	0	1	1	0	2	0.4
23	COLE, Justin	8	0	18	2.3	1	2	.500	0	0	.000	0	0	.000	0	1	1	0.1	2	0	0	2	0	1	2	0.3
	Conference-Only...	3	0	6	2.0	1	1	1.000	0	0	.000	0	0	.000	0	1	1	0.3	1	0	0	1	0	1	2	0.7
12	O'CONNELL, Thomas	9	0	12	1.3	0	2	.000	0	1	.000	0	0	.000	0	2	2	0.2	0	0	0	2	0	1	0	0.0
	Conference-Only...	4	0	2	0.5	0	0	.000	0	0	.000	0	0	.000	0	1	1	0.3	0	0	0	0	0	0	0	0.0
TM	TEAM.....															75	49	124	3.9	0		15			0	
	Conference-Only...															37	21	58	3.2	0		10			0	
	Total.....	32				865	2114	.409	212	661	.321	445	633	.703	405	833	1238	38.7	602	14	470	359	127	320	2387	74.6
	Conference-Only...	18				467	1175	.397	124	382	.325	217	309	.702	193	441	634	35.2	345	9	265	179	55	175	1275	70.8
	Opponents.....	32				785	1892	.415	253	799	.317	467	685	.682	385	936	1321	41.3	552	-	452	538	140	167	2290	71.6
	Conference-Only...	18				457	1044	.438	144	438	.329	302	422	.716	214	557	771	42.8	279	2	269	284	87	85	1360	75.6

2020-21 ROSTER

No.	Name	Pos.	Ht.	Wt.	Yr.	Hometown/Previous School
5	Dylan Addae-Wusu	G	6-4	235	Fr.	Bronx, N.Y./Our Savior Lutheran
0	Posh Alexander	G	6-0	205	Fr.	Brooklyn, N.Y./Our Savior Lutheran
5	David Caraher	G/F	6-6	205	R-Jr.	Chapel Hill, N.C./Houston Baptist U.
2	Julian Champagnie	G/F	6-8	215	So.	Brooklyn, N.Y./Bishop Loughlin
15	Vince Cole	G/F	6-6	185	Jr.	Charleston, S.C./York Prep
3	Rasheem Dunn	G	6-2	180	R-Sr.	Brooklyn, N.Y./Cleveland State
10	Marcellus Earlington	F	6-6	215	Jr.	Stony Point, N.Y./Don Bosco Prep (N.J.)
11	John McGriff	G	6-0	185	R-Fr.	Bowie, Md./Bishop McNamara
13	Isaih Moore	F	6-10	205	Jr.	Columbia, S.C./S.C.-Salkehatchie JC
1	Josh Roberts	F	6-9	205	Jr.	Troy, Ala./Montverde Academy (Fla.)
12	Amaldo Toro	F	6-8	248	Gr.	Hormigueros, P.R./Geo. Wash. U.
4	Greg Williams Jr.	G	6-3	200	Jr.	Lafayette, La./Lafayette Christian Acad.

2020-21 NEWCOMERS

- Dylan Addae-Wusu, G, Fr., 6-4**
- Helped Our Savior Lutheran to Grind Session championship game as a senior.
 - Named Great Athletic Conference North Division First Team as a junior.
- Posh Alexander, G, Fr., 6-0 205**
- Scored league-record 60 points in a game as a senior at Our Savior Lutheran.
 - Played with Dylan Addae-Wusu at OSL and was No. 6 prospect in New York by ESPN.com.
- Vince Cole, G/F, Jr., 6-6, 185**
- Was NJCCCA All-America First Team and NJCCA Region X Player of the Year in 2019-20.
 - Averaged 21.8 points and shot 44.6 percent from 3-point range.
- John McGriff, G, Fr., 6-0, 180**
- Was a redshirt in 2019-20 due to shoulder surgery.
 - Averaged 12 points and five assists in 2018-19, helping team to D.C. Catholic quarterfinals.
- Isaih Moore, F, Jr., 6-10, 205**
- Was named NJCCCA All-America Third Team and led team to 28-0 record in 2019-20.
 - Averaged 15.9 points and 9.1 rebounds while shooting 54.3 percent from the floor.
- Arnaldo Toro, F, Gr., 6-8, 248**
- A graduate transfer from George Washington, averaged 6.1 points, 7.0 rebounds in 2019-20.
 - Made 10 starts and had 24 rebounds in a game against American.



HEAD COACH
MIKE ANDERSON
Hired at St. John's: April 19, 2019

Coaching File: Head coach, Arkansas, 2011-19; Head coach, Missouri, 2006-11; Head coach, UAB, 2002-06; Assistant coach: Arkansas 1985-2002.

Highlights: In 18 seasons as a head coach, has never had a losing record; Nine NCAA bids, including two Sweet 16 (2009, 2004) and one Elite Eight (2009); As an assistant to Nolan Richardson at Arkansas, three Final Fours, including 1994 NCAA National Championship.

Collegiate File: Played for Nolan Richardson at Tulsa for two seasons. Team won the NIT in 1981 and earned an NCAA berth in 1982.

Education: Education, Tulsa, '82.

Personal: Birthdate: 12-12-59; A native of Birmingham, Ala., he and his wife, Marcheita, have three children: Darcheita, Michael Jr. and Yvonne. Michael Jr. played at Missouri under his father. Yvonne played at Texas and now plays in Turkey.

ANDERSON'S RECORD

Career Record (18 years).....	386-215 (.642)
Arkansas Record (eight years).....	169-102 (.624)
Missouri Record (five years).....	111-57 (.661)
UAB Record (four years).....	89-41 (.685)
St. John's Record (one year).....	17-15 (.531)
BIG EAST Regular Season Record (one year).....	5-13 (.277)
BIG EAST Tournament Record (one year).....	1-0 (1.000)
BIG EAST Overall Record (one year).....	6-13 (.316)

YEAR-BY-YEAR

	<i>Overall</i>	<i>Conference</i>	<i>Conf. Tour.</i>	<i>Postseason</i>
2002-03	UAB 21-13	8-8/T2nd	3-1	NIT 2-1
2003-04	UAB 22-10	12-4/T1st	1-1	NCAA 2-1
2004-04	UAB 22-11	10-6/T4th	2-1	NCAA 1-1
2005-06	UAB 24-7	12-2/2nd	2-1	NCAA 1-1
2006-07	Missouri 18-12	7-9/6th	0-1	---
2007-08	Missouri 16-16	6-10/10th	0-1	---
2008-09	Missouri 31-7	12-4/3rd	3-0/1st	NCAA 3-1
2009-10	Missouri 23-11	10-6/5th	0-1	NCAA 1-1
2010-11	Missouri 23-11	8-8/T5th	1-1	NCAA 0-1
2011-12	Arkansas 18-14	6-10/9th	0-1	---
2012-13	Arkansas 19-13	10-8/7th	0-1	---
2013-14	Arkansas 22-12	10-8/5th	0-1	NIT 1-1
2014-15	Arkansas 27-9	13-5/2nd	2-1	NCAA 1-1
2015-16	Arkansas 16-16	9-9/8th	0-1	---
2016-17	Arkansas 26-10	12-6/T3rd	2-1	NCAA 1-1
2017-18	Arkansas 23-12	10-8/T4th	2-1	NCAA 0-1
2018-19	Arkansas 18-16	8-10/T9th	0-1	NIT 1-1
2019-20	St. John's 17-15	5-13/T8th	1-0	---

BIG EAST REGULAR SEASON RESULTS

<i>Year</i>	<i>Won-Lost</i>	<i>Home</i>	<i>Away</i>	<i>Finish</i>	<i>Championship Seed</i>
1979-80	5-1	2-1	3-0	1st (3 tied)	#2
1980-81	8-6	7-0	1-6	3rd (3 tied)	#3
1981-82	9-5	4-3	5-2	3rd	#3
1982-83	12-4	7-1	5-3	1st (3 tied)	#3
1983-84	8-8	5-3	3-5	4th (tie)	#5
1984-85	15-1	7-1	8-0	1st	#1
1985-86	14-2	8-0	6-2	1st (tie)	#1
1986-87	10-6	6-2	4-4	4th (tie)	#5
1987-88	8-8	4-4	4-4	5th (tie)	#5
1988-89	6-10	5-3	1-7	7th (tie)	#8
1989-90	10-6	4-4	6-2	4th	#4
1990-91	10-6	7-1	3-5	2nd	#2
1991-92	12-6	8-1	4-5	1st (tie)	#3
1992-93	12-6	8-1	4-5	2nd	#2
1993-94	5-13	3-6	2-7	9th	#9
1994-95	7-11	4-5	3-6	6th (tie)	#8
1995-96	5-13	4-5	1-8	5th, BE 6	#11
1996-97	8-10	3-6	5-4	4th, BE 6	#10
1997-98	13-5	6-3	7-2	2nd, BE 6	#3
1998-99	14-4	7-2	7-2	3rd	#3
1999-00	12-4	8-0	4-4	3rd	#3
2000-01	8-8	6-2	2-6	3rd (tie), East	#3 East
2001-02	9-7	7-1	2-6	3rd, East	#3 East
2002-03	7-9	3-5	4-4	5th, East	#5 East
2003-04	1-15	1-7	0-8	14th	DNQ
2004-05	3-13	3-5	0-8	11th	N/A
2005-06	5-11	3-5	2-6	13th (tie)	DNQ
2006-07	7-9	6-2	1-7	11th	#11
2007-08	5-13	3-6	2-7	14th	DNQ
2008-09	6-12	5-4	1-8	13th	#13
2009-10	6-12	3-6	3-6	13th	#13
2010-11	12-6	7-2	5-4	3rd (tie)	#5
2011-12	6-12	4-5	2-7	11th (tie)	#12
2012-13	8-10	5-4	3-6	11th	#11
2013-14	10-8	6-3	4-5	T3rd	#5
2014-15	10-8	7-2	3-6	5th	#5
2015-16	1-17	1-8	0-9	10th	#10
2016-17	7-11	5-4	2-7	8th	#8
2017-18	4-14	2-7	2-7	9th (tie)	#9
2018-19	8-10	5-4	3-6	7th	#7
2019-20	5-13	4-5	1-8	8th (tie)	#9

2019-20 RESULTS (17-15, 5-13 BIG EAST)

(HOME: 14-6/AWAY: 1-8/NEUTRAL: 2-)

			Attendance	High Scorer/Rebounder
NOVEMBER				
6	Mercer (CA)	W, 109-79	3,354	Heron 25/Champagne 8
9	Central Connecticut (CA)	W, 87-57	3,582	Heron 30/Sears 11
12	New Hampshire (CA)	W, 74-61		Figueroa 25/Campagne 9
<i>Hall of Fame Tipoff, Uncasville, Conn.</i>				
16	Vermont (CA)	L, 70-68	4,054	Two with 14/Roberts 13
20	Columbia (CA)	W, 82-63	3,419	Heron 15/Roberts 15
23	vs. Arizona State	L, 80-67	7,862	Figueroa 17/Champagne 7
24	vs. Massachusetts	W, 78-63	5,822	Caraher 17/Roberts 8
30	Wagner (CA)	W, 86-63	3,253	Heron 18/Roberts 9
DECEMBER				
3	Saint Peter's (CA)	W, 79-69	2,845	Figueroa 19/Champagne 11
<i>BIG EAST-Big 12 Battle</i>				
7	West Virginia (MSG)	W, 70-68	7,281	Figueroa 17/Roberts 9
10	Brown (CA)	W, 82-71	3,147	Figueroa 23/Roberts 9
18	Albany (CA)	W, 85-57	2,963	Earlington 16/Earlington 9
<i>Al Attles Classic, San Francisco, Calif.</i>				
21	vs. Arizona	W, 70-67	6,728	Figueroa 21/Three with 6
31	BUTLER	L, 60-58	3,816	Rutherford 15/Sears 4
JANUARY				
5	at XAVIER	L, 75-67	10,254	Figueroa 17/Two with 6
8	at GEORGETOWN	L, 87-66	7,436	Figueroa 23/Dunn 9
11	DEPAUL (MSG)	W, 74-67	6,636	Dunn 19/Dunn 8
15	at PROVIDENCE	L, 63-58	9,542	Figueroa 12/Figueroa 9
18	SETON HALL (MSG)	L, 82-79	10,428	Heron 18/Roberts 8
21	at MARQUETTE	L, 82-68	13,015	Heron 18/Champagne 9
25	at DEPAUL	W, 79-66	5,960	Figueroa 28/Champagne 11
28	VILLANOVA (MSG)	L, 79-59	10,155	Dunn 24/Three with 5
FEBRUARY				
2	GEORGETOWN (MSG)	L, 73-72	8,100	Two with 16/Champagne 10
8	at CREIGHTON	L, 94-82	18,122	Earlington 25/Earlington 10
12	PROVIDENCE (CA)	W, 80-69	4,083	Figueroa 19/Two with 7
17	XAVIER (MSG)	L, 77-74	14,765	Two with 17/Earlington 8
23	at SETON HALL	L, 81-65	14,648	Figueroa 19/Champagne 11
26	at VILLANOVA	L, 71-60	6,501	Two with 12/Champagne 6
MARCH				
1	CREIGHTON (CA)	W, 91-71	4,230	Williams 21/Figueroa 12
4	at BUTLER	L, 77-55	8,675	Champagne 23/Earlington 7
7	MARQUETTE (MSG)	W, 88-86	7,720	Champagne 21/Champagne 12
11	Georgetown (BET)	W, 75-62	17,534	Figueroa 22/Earlington 10

(CA) - Carnesecca Arena | (MSG) - Madison Square Garden | (BET) BIG EAST Tournament

BIG EAST CHAMPIONSHIP RESULTS (1980-2020)

vs.	Won	Lost	vs.	Won	Lost	vs.	Won	Lost
Boston College	4	2	Miami	2	1	Seton Hall	2	1
Connecticut	4	2	Notre Dame	1	1	Syracuse	1	4
DePaul	1	0	Pittsburgh	2	2	Villanova	5	4
Georgetown	4	5	Providence	2	5	Xavier	0	1
Marquette	0	5	Rutgers	2	0	Total	30	33

CAREER LEADERS

Points	Total-Avg.
Chris Mullin, 1981-85	2440-19.5
Malik Sealy, 1988-92	2402-18.9
D'Angelo Harrison, 2011-15	2178-17.4
Felipe Lopez, 1994-98	1927-16.9
Shamorie Ponds, 2016-19	1870-19.5
Bob Zawoluk, 1949-52	1826-20.1
Zendon Hamilton, 1994-98	1810-15.9
George Johnson, 1974-78	1763-15.1
David Russell, 1979-83	1753-14.6
Glenn Williams, 1973-77	1727-14.9

Rebounds	Total-Avg.
George Johnson, 1974-78	1240-10.6
Lloyd "Sonny" Dove, 1964-67	1036-12.5
Tony Jackson, 1958-61	991-13.0
Zendon Hamilton, 1994-98	949-8.3
LeRoy Ellis, 1959-62	927-12.2
Malik Sealy, 1988-92	880-6.9
Mel Davis, 1970-72	845-15.6
David Russell, 1979-83	832-6.9
Wayne McKoy, 1977-81	824-7.0
Charles Minlend, 1992-97	784-6.9

Assists	Total
Mark Jackson, 1983-87	738
Jason Buchanan, 1989-92	665
Eugene Lawrence, 2004-08	520
Frank Alagia, 1972-76	478
Chris Mullin, 1981-85	449
Shamorie Ponds, 2016-19	413
Malik Booth, 2007-11	370
Bernard Rencher, 1977-80	352
Mel Utley, 1972-75	345
Kevin Cluess, 1972-75	319

Steals	Total
Malik Sealy, 1988-92	238
Shamorie Ponds, 2016-19	225
Jason Buchanan, 1988-92	220
Chris Mullin, 1981-85	213
Marcus Hatten, 2001-03	205
Sir'Dominic Pointer, 2011-15	200
Eugene Lawrence, 2005-08	196
D.J. Kennedy, 2008-11	183
Mark Jackson, 1983-87	174
Erick Barkley, 1998-00	167

Blocked Shots	Total
Chris Obekpa, 2012-15	321
Robert Werdann, 1988-92	188
Sir'Dominic Pointer, 2011-15	173
Wayne McKoy, 1977-81	164
Tariq Owens, 2016-18	163
Bill Wennington, 1981-85	152
Kassoum Yakwe, 2015-18	149
George Johnson, 1974-78	130
Walter Berry, 1984-86	121
Lamont Hamilton, 2003-07	118

Seton Hall



Myles Cale



QUICK FACTS

Location: South Orange, N.J.
Enrollment: 10,300
Founded: 1856
Nickname: Pirates
Colors: Blue, Silver and Grey
Home Court: Prudential Center (10,353)

COACHING STAFF

Head Coach
Kevin Willard (Pittsburgh '97)
Office Phone: (973) 761-9070

Assistant Coaches
Tony Skinn (VCU '06)
Duane Woodward (Boston College '98)
Grant Billmeier (Seton Hall '07)

ADMINISTRATION

President
Joseph E. Nyre, Ph.D.

Director of Athletics
Bryan Felt
Athletics Phone: (973) 761-9492

Associate AD/Communications
Thomas Chen
Office Phone: (973) 761-9694
Email: Thomas.Chen@shu.edu
Cell Phone: (914) 843-7185

REGULAR SEASON GAMES

Home Record: 182-160
Best Home Record: 9-0 in 1992-93
Worst Home Record: 1-7 in 1984-85 and 1982-83
Most Consecutive Home Wins: 15 over 1991-92/92-93 seasons
Most Consecutive Home Losses: 7 in 1984-85
Road Record: 103-239
Best Road Record: 7-2 in 2019-20
Worst Road Record: 0-8 in 1984-85, 1983-84, 1982-83 and 2006-07
Most Consecutive Road Wins: 6 in 2019-20
Most Consecutive Road Losses: 40 from 1980-81 to 1985-86 seasons
Longest Winning Streak: 8 games in 2019-20
Longest Losing Streak: 16 games over 1981-82/82-83 seasons
Longest Losing Streak (single season): 15 games in 1984-85

PIRATES PREVIEW

The Big Picture

The Pirates were enjoying their fifth straight 20-win season – a school record – and a share of the BIG EAST regular-season crown when the pandemic stopped everything. The Hall ended 21-9 overall and 13-5 in league play. The 13 BIG EAST wins were one short of the Pirates' best total in conference history. This year's squad will have to move on without three starters, including BIG EAST Player of the Year Myles Powell, but coach Kevin Willard appears to have plenty of talent on hand to keep the Pirates contending for a spot at or near the top of the standings.

Who's Back

Forward Sandro Mamukelashvili was a valuable contributor last year, averaging 11.9 points and 6.0 rebounds. A 6-11 senior, "Mamu" shot 54.0 percent from the field and 43.4 percent from 3-point range. Senior Myles Cale, a 6-6 wing, averaged 6.0 points and 3.7 rebounds and is a superb defender. Junior forward Jared Rhoden made 15 starts and may be poised for a breakout year. He averaged 9.1 points and a team-high 6.4 boards. Senior guard Shavar Reynolds Jr. has progressed from a walk-on to a dependable reserve. He averaged 4.2 points and shot 47.8 percent from beyond the arc. Center Ike Obiagu averaged 2.4 points, 2.0 rebounds and blocked 36 shots. Tyrese Samuel, a 6-0 forward, showed promise as a freshman, averaging 3.2 points and 2.7 boards.

Who's Gone

Trying to replace Powell will be a significant challenge. The clutch shooting guard averaged 21.0 points and was a consensus all-America honoree. He finished his career with 2,252 points. Center Romaro Gill blossomed as a force around the basket in his senior season. He was named BIG EAST Defensive Player of the Year and BIG EAST Most Improved Player. Gill led the league in blocked shots, averaging 3.2 per game. Quincy McKnight was an outstanding backcourt partner with Powell. McKnight, also a sterling defender, averaged 11.9 points. In league games, he ranked first in the BIG EAST in assists with a 6.3 mark.

What's Ahead

While the three departing seniors will be missed, some newcomers figure to offer immediate help. Guard Bryce Aiken, a graduate transfer from Harvard, is a likely starter. He is a two-time All-Ivy League First Team selection. Junior Takal Molson, a transfer from Canisius, was All-MAAC First Team two seasons ago. Dimingus Stevens is a freshman wing with a reputation as a strong shooter. Jahari Long is a point guard candidate. The Pirates want to continue their strong defensive play. Last year, in league games, they ranked first in the BIG EAST in field goal defense, allowing only 40.9 percent shooting. They were also first in blocked shots with a 5.7 average.

2019-20 STATISTICS

##	Player	GP	GS	Min	Avg	TOTAL			3-PTS			REBOUNDS			PF	FO	A	TO	Blk	Stl	Pts	Avg				
						FG	FGA	Pct	3FG	FGA	Pct	FT	FTA	Pct									Off	Def	Tot	Avg
13	POWELL, Myles	28	28	883	31.5	195	490	.398	79	258	.306	120	151	.795	26	95	121	4.3	60	2	81	78	5	34	589	21.0
	Conference-Only...	18	18	609	33.8	126	321	.393	44	166	.265	81	101	.802	17	60	77	4.3	43	1	61	53	2	25	377	20.9
23	MAMUKELASHVILI, S.	20	18	523	26.2	95	176	.540	23	53	.434	25	38	.658	41	78	119	6.0	48	1	27	28	12	10	238	11.9
	Conference-Only...	11	9	292	26.5	57	100	.570	13	30	.433	13	18	.722	24	53	77	7.0	29	1	12	11	5	5	140	12.7
00	MCKNIGHT, Quincy	30	30	921	30.7	109	263	.414	36	104	.346	102	120	.850	13	87	100	3.3	63	0	161	68	5	45	356	11.9
	Conference-Only...	18	18	598	33.2	65	166	.392	24	65	.369	64	77	.831	11	56	67	3.7	43	0	114	46	2	25	218	12.1
14	RHODEN, Jared	30	15	773	25.8	98	222	.441	33	98	.337	43	69	.623	44	149	193	6.4	70	2	34	31	8	36	272	9.1
	Conference-Only...	18	12	484	26.9	62	124	.500	25	56	.446	29	47	.617	22	95	117	6.5	38	1	20	15	7	17	178	9.9
35	GILL, Romaro	30	26	734	24.5	91	145	.628	0	0	.000	52	77	.675	53	116	169	5.6	85	3	4	33	95	8	234	7.8
	Conference-Only...	18	18	494	27.4	66	104	.635	0	0	.000	40	59	.678	35	73	108	6.0	55	2	3	20	61	2	172	9.6
22	CALE, Myles	30	25	687	22.9	67	173	.387	25	88	.284	21	36	.583	24	88	112	3.7	52	0	26	31	3	31	180	6.0
	Conference-Only...	18	13	414	23.0	37	94	.394	14	48	.292	13	17	.765	15	45	60	3.3	30	0	12	17	1	17	101	5.6
33	REYNOLDS, Shavar	30	0	477	15.9	40	93	.430	22	46	.478	24	29	.828	14	39	53	1.8	54	2	30	22	1	24	126	4.2
	Conference-Only...	18	0	280	15.6	18	43	.419	13	25	.520	20	24	.833	7	17	24	1.3	32	1	19	11	1	13	69	3.8
15	THOMPSON, Taurean	1	0	4	4.0	1	1	1.000	0	0	.000	2	3	.667	0	1	1	1.0	0	0	1	1	0	0	4	4.0
	Conference-Only...	0	0	0	0.0	0	0	.000	0	0	.000	0	0	.000	0	0	0	0.0	0	0	0	0	0	0	0	0.0
04	SAMUEL, Tyrese	29	1	319	11.0	33	88	.375	16	49	.327	11	25	.440	26	51	77	2.7	36	0	11	20	9	4	93	3.2
	Conference-Only...	17	1	154	9.1	13	39	.333	5	22	.227	6	15	.400	12	26	38	2.2	20	0	6	10	5	2	37	2.2
02	NELSON, Anthony	27	2	336	12.4	28	64	.438	4	15	.267	14	23	.609	3	21	24	0.9	31	0	61	38	0	13	74	2.7
	Conference-Only...	15	0	113	7.5	8	25	.320	0	8	.000	1	2	.500	1	7	8	0.5	11	0	18	19	0	2	17	1.1
21	OBIAGU, Ike	30	4	317	10.6	25	37	.676	0	0	.000	22	38	.579	25	35	60	2.0	55	1	1	30	36	4	72	2.4
	Conference-Only...	18	0	162	9.0	11	15	.733	0	0	.000	13	22	.591	16	18	34	1.9	24	0	1	17	18	0	35	1.9
32	BRODIE, Darnell	3	0	18	6.0	1	2	.500	0	0	.000	0	0	.000	1	1	2	0.7	2	0	0	1	0	1	2	0.7
	Conference-Only...	0	0	0	0.0	0	0	.000	0	0	.000	0	0	.000	0	0	0	0.0	0	0	0	0	0	0	0	0.0
30	AVENT, Asiah	6	1	8	1.3	0	0	.000	0	0	.000	1	2	.500	0	0	0	0.0	1	0	0	0	0	0	1	0.2
	Conference-Only...	1	1	0	0.0	0	0	.000	0	0	.000	0	0	.000	0	0	0	0.0	0	0	0	0	0	0	0	0.0
TM	TEAM.....														39	43	82	2.7	0		16				0	
	Conference-Only...														22	27	49	2.7	0		12				0	
	Total.....	30				783	1754	.446	238	711	.335	437	611	.715	309	804	1113	37.1	557	11	437	397	174	210	2241	74.7
	Conference-Only...	18				463	1031	.449	138	420	.329	280	382	.733	182	477	659	36.6	325	6	266	231	102	108	1344	74.7
	Opponents.....	30				717	1786	.401	197	616	.320	406	579	.701	351	748	1099	36.6	538	-	347	415	92	191	2037	67.9
	Conference-Only...	18				449	1099	.409	126	383	.329	242	330	.733	214	440	654	36.3	324	11	219	218	44	109	1266	70.3

2020-21 ROSTER

No.	Name	Pos.	Ht.	Wt.	Yr.	Hometown/Previous School
1	Bryce Aiken	G	6-0	180	Sr.	Randolph, N.J./Harvard
22	Myles Cale	G	6-6	210	Sr.	Middletown, Del./Appoquinimink
30	Sylwester Granda	G	6-4	195	Fr.	Brooklyn, N.Y./H.S. for Environmental Studies
31	Jahari Long	G	6-3	210	Fr.	Houston, Texas/Episcopal
23	Sandro Mamukelashvili	F	6-11	240	So.	Tbilisi, Georgia./Montverde Acad. (Fla.)
15	Takal Molson	G	6-5	205	Jr.	Buffalo, N.Y./Canisius
32	Jeff Ngandu	C	6-5	210	Fr.	Rep. of Congo/Orangeville Prep (Ont.)
21	Ike Obiagu	C	7-2	270	Jr.	Abuja, Nigeria/Florida State
33	Shavar Reynolds	G	6-2	185	Sr.	Manchester, N.J./Manchester
14	Jared Rhoden	G/F	6-6	210	Jr.	Baldwin, N.Y./Our Savior Lutheran
4	Tyrese Samuel	F	6-10	235	Fr.	Montreal, Quebec/Orangeville Prep
0	Dimingus Stevens	G	6-6	180	Fr.	Washington, D.C./Bishop Walsh (Md.)

2020-21 NEWCOMERS

Bryce Aiken, G, Gr., 6-0, 189

- A graduate transfer from Harvard, he averaged 16.8 points in 65 career games.
- Was a two-time All-Ivy League pick and the 2017 Ivy League Rookie of the Year.

Jahari Long, G, Fr., 6-3, 210

- Point guard candidate who longer and bigger than averaged freshmen guards.
- Was a finalist for the Guy V. Lewis Award as the top player in Houston.

Takal Molson, G, Jr., 6-5, 205

- A transfer from Canisius, he was named All-MAAC First Team in 2018-19.
- Was selected MAAC Rookie of the Year as a freshman in 2017-18.

Jeff Ngandu, C, Fr., 6-9, 210

- Led Orangeville Prep to a 19-0 record and a league crown in 2019-20.
- Considered a strong rebounder who can contribute on both ends of the floor.

Dimingus Stevens, G-F, Fr., 6-6, 180

- Was a Washington Post All-Met Fourth Team as a junior.
- Considered a strong shooter on the wing with great length and athleticism.

Seton Hall



HEAD COACH KEVIN WILLARD

Hired at Seton Hall: March 29, 2010

Coaching File: Head coach, Iona, 2007-10; Associate head coach and assistant coach, Louisville, 2001-2007; Coaching associate, Boston Celtics, 1997-2001.

Highlights: 2019 NCAA: Assistant coach on BIG EAST/Pan Am Team that won a bronze medal; 2018 NCAA (Second Round); 2017 NCAA; 2016 NCAA; 2016 BIG EAST Coach of the Year with Villanova's Jay Wright; 2012 NIT (Second Round); 2010 MAAC

Coach of the Year; Louisville posted a record of 142-58 during his six seasons as an assistant and made the 2005 Final Four.

Playing File: Played three years at Pittsburgh after competing as a freshman at Western Kentucky. He played for his father, Ralph Willard, at both schools. At Pitt, he played 75 games and earned BIG EAST All-Academic honors.

Education: B.A., University of Pittsburgh, 1997.

Personal: Birthdate: 4-6-75. He and his wife, Julie, have two sons, Colin and Chase.

WILLARD'S RECORD

Career Record (13 years).....	236-186 (.654)
Seton Hall Record (10 years).....	183-132 (.581)
Iona Record (three years).....	45-49 (.479)
BIG EAST Regular Season Record (10 years).....	84-96 (.467)
BIG EAST Tournament Record (nine years).....	11-8 (.556)
BIG EAST Overall Record (10 years).....	95-104 (.477)
NCAA Record (four appearances).....	1-4 (.200)
NIT Record (one appearance).....	1-1 (.500)

YEAR-BY-YEAR

		Overall	Conference	Conf. Tourn.	Postseason
2007-08	Iona	12-20	8-10/7th	0-1	---
2008-09	Iona	12-19	7-11/T7th	0-1	---
2009-10	Iona	21-10	12-6/3rd	0-1	---
2010-11	Seton Hall	13-18	7-11/12th	0-1	---
2011-12	Seton Hall	21-13	8-10/T9th	1-1	NIT 1-1
2012-13	Seton Hall	15-18	3-15/T12th	1-1	---
2013-14	Seton Hall	17-17	6-12/8th	2-1	---
2014-15	Seton Hall	16-15	6-12/T7th	0-1	---
2015-16	Seton Hall	25-9	12-6/3rd	3-0/1st	NCAA 0-1
2016-17	Seton Hall	21-12	10-8/T3rd	1-1	NCAA 0-1
2017-18	Seton Hall	22-12	10-8/T3rd	0-1	NCAA 1-1
2018-19	Seton Hall	20-14	9-9/T3rd	2-1	NCAA 0-1
2019-20	Seton Hall	21-9	13-5/T1st	---	---

BIG EAST REGULAR SEASON RESULTS

Year	Won-Lost	Home	Away	Finish	Championship Seed
1979-80	1-5	1-2	0-3	6th	#6
1980-81	4-10	3-4	1-6	7th	#7
1981-82	2-12	2-5	0-7	7th (tie)	#8
1982-83	1-15	1-7	0-8	9th	#9
1983-84	2-14	2-6	0-8	9th	#9
1984-85	1-15	1-7	0-8	9th	#9
1985-86	3-13	2-6	1-7	8th (tie)	#9
1986-87	4-12	2-6	2-6	7th	#7
1987-88	8-8	5-3	3-5	5th (tie)	#6
1988-89	11-5	6-2	5-3	2nd	#2
1989-90	5-11	3-5	2-6	7th (tie)	#7
1990-91	9-7	7-1	2-6	3rd (tie)	#4
1991-92	12-6	7-2	5-4	1st (tie)	#1
1992-93	14-4	9-0	5-4	1st	#1
1993-94	8-10	5-4	3-6	7th	#7
1994-95	7-11	4-5	3-6	6th (tie)	#7
1995-96	7-11	6-3	1-8	5th, BE 7	#9
1996-97	5-13	3-6	2-7	6th, BE 6 (tie)	#13
1997-98	9-9	5-4	4-5	3rd, BE 7	#6
1998-99	8-10	6-3	2-7	8th (tie)	#8
1999-00	10-6	5-3	5-3	4th (tie)	#5
2000-01	5-11	4-4	1-7	6th, West	#6 West
2001-02	5-11	3-5	2-6	6th, West	#6 West
2002-03	10-6	7-1	3-5	3rd (tie), West	#3 West
2003-04	10-6	6-2	4-4	5th (tie)	#6
2004-05	4-12	3-5	1-7	9th (tie)	#10
2005-06	9-7	5-3	4-4	7th	#7
2006-07	4-12	4-4	0-8	13th	DNQ
2007-08	7-11	4-5	3-6	11th	#11
2008-09	7-11	4-5	3-6	11th (tie)	#11
2009-10	9-9	6-3	3-6	9th (tie)	#10
2010-11	7-11	4-5	3-6	12th	#12
2011-12	8-10	6-3	2-7	9th (tie)	#10
2012-13	3-15	2-7	1-8	12th (tie)	#12
2013-14	6-12	3-6	3-6	8th	#8
2014-15	6-12	4-5	2-7	7th (tie)	#8
2015-16	12-6	6-3	6-3	3rd	#3
2016-17	10-8	7-2	3-6	3rd (tie)	#5
2017-18	10-8	6-3	4-5	3rd (tie)	#3
2018-19	9-9	7-2	2-7	3rd (tie)	#3
2019-20	13-5	6-3	7-2	1st (tie)	#3

BIG EAST CHAMPIONSHIP RESULTS (1980-2020)

vs.	Won	Lost	vs.	Won	Lost
Boston College	1	4	Pittsburgh	1	1
Butler	1	1	Providence	5	3
Connecticut	2	5	Rutgers	0	2
Creighton	1	1	St. John's	1	2
Georgetown	5	4	USF	2	0
Louisville	0	1	Syracuse	2	5
Marquette	2	1	Villanova	3	4
Miami	2	0	West Virginia	1	1
Notre Dame	1	1	Xavier	1	0
			Total	31	36

2019-20 RESULTS (21-9, 13-5 BIG EAST)

(HOME: 11-4/AWAY: 8-4/NEUTRAL: 2-1)

			Attendance	High Scorer/Rebounder
NOVEMBER				
5	Wagner (WG)	W, 105-71	1,655	Powell 27/Powell 9
9	Stony Brook (WG)	W, 74-57	1,655	Mamukelashvili 17/Gill 10
<i>Gavitt Tipoff Games</i>				
14	Michigan State	L, 76-73	14,051	Powell 37/Gill 8
17	at Saint Louis	W, 83-66	9,611	Powell 26/Rhoden 7
23	Florida A&M	W, 87-51	9,656	Powell 2/Rhoden 12
<i>Battle 4 Atlantis, Nassau, Bahamas</i>				
27	vs. Oregon	L, 71-69	1,565	Powell 32/Three with 4
28	vs. Southern Miss	W, 81-56	1,204	Powell 18/Mamukelashvili 7
29	vs. Iowa State	W, 84-76	2,650	Powell 24/Cale 12
DECEMBER				
<i>BIG EAST-Big 12 Battle</i>				
8	at Iowa State	L, 76-66	14,269	Powell 19/Two with 8
14	at Rutgers	L, 68-48	8,329	McKnight 11/Rhoden 8
19	Maryland	W, 52-48	13,313	McKnight 17/Rhoden 12
22	Prairie View A&M	W, 75-55	8,879	McKnight 25/Rhoden 9
30	at DEPAUL	W, 74-66	6,364	Powell 27/Powell 5
JANUARY				
3	GEORGETOWN	W, 78-62	10,481	Gill 17/Gill 8
8	at XAVIER	W, 83-71	9,832	Powell 24/Powell 9
11	MARQUETTE	W, 69-55	12,707	Powell 23/Powell 7
15	at BUTLER	W, 78-70	8,823	Powell 29/Rhoden 8
18	at ST. JOHN'S (MSG)	W, 82-79	10,428	Powell 29/Gill 13
22	PROVIDENCE	W, 73-64	9,267	Gill 17/Rhoden 8
29	DEPAUL	W, 64-57	9,302	Powell 24/Rhoden 11
FEBRUARY				
1	XAVIER	L, 74-62	12,230	McKnight 15/Two with 5
5	at GEORGETOWN	W, 78-71	4,344	Powell 34/Mamukelashvili 12
8	at VILLANOVA (WF)	W, 70-64	20,706	Powell 19/Rhoden 11
12	CREIGHTON	L, 87-82	9,736	McKnight 20/Rhoden 12
15	at PROVIDENCE	L, 74-71	13,255	Powell 27/Two with 8
19	BUTLER	W, 74-72	10,481	McKnight 18/Gill 7
23	ST. JOHN'S	W, 81-65	14,648	Powell 18/Mamukelashvili 9
29	at MARQUETTE	W, 88-79	17,538	Powell 28/Mamukelashvili 9
MARCH				
4	VILLANOVA	L, 79-77	16,863	Mamukelashvili 20/Mamukelashvili 10
7	at CREIGHTON	L, 77-60	18,519	Two with 15/Mamukelashvili 12

(WG) - Walsh Gym I (MSG) - Madison Square Garden I (WF) - Wells Fargo Center

CAREER LEADERS

Points	Total-Avg.
Terry Dehere, 1989-93	2494-19.5
Nick Werkman, 1961-64	2273-32.0
Myles Powell, 2016-20	2252-17.5
Jeremy Hazell, 2007-11	2146-18.8
Greg Tynes, 1974-78	2059-18.7
Dan Callandrillo, 1978-82	1985-18.4
Andre McCloud, 1982-86	1976-16.9
Mark Bryant, 1984-88	1906-16.2
Khadeen Carrington, 2014-18	1846-14.0
Andre Barrett, 2000-04	1861-15.3

Rebounds	Total-Avg.
Walter Dukes, 1950-53	1697-18.9
Angel Delgado, 2014-18	1455-11.0
Glenn Mosley, 1973-77	1263-15.2
Ken House, 1969-72	1149-14.9
Nick Werkman, 1961-64	1036-14.6
Herb Pope, 2009-12	922-9.7
Mark Bryant, 1984-88	912-7.7
Richie Dec, 1962-65	830-11.4
Adrian Griffin, 1992-96	803-6.3
Kelly Whitney, 2002-06	763-6.8

Assists	Total
Shaheen Holloway, 1996-00	681
Andre Barrett, 2000-04	662
Eugene Harvey, 2006-10	576
Jordan Theodore, 2008-12	541
Gerald Greene, 1985-89	528
John Morton, 1985-89	452
Richie Regan, 1950-53	443
Sonny Sunkett, 1961-64	439
Danny Hurley, 1991-96	437
Nick Galis, 1975-79	410

Steals	Total
Fuquan Edwin, 2010-14	295
Dan Callandrillo, 1978-82	260
Paul Gause, 2005-09	256
Shaheen Holloway, 1996-00	231
John Morton, 1985-89	207
Adrian Griffin, 1992-96	207
Eugene Harvey, 2006-10	203
Levell Sanders, 1994-98	202
Jeremy Hazell, 2007-11	191
Jordan Theodore, 2008-12	180

(records first tabulated in 1976-77)

Blocked Shots	Total
Samuel Dalembert, 1999-01	167
Howard McNeil, 1978-82	156
Herb Pope, 2009-12	153
John Garcia, 2006-10	149
Ramon Ramos, 1985-89	146
Eddie Griffin, 2000-01	133
Romaro Gill, 2018-20	129
Glenn Mosley, 1973-77	125
Anthony Avent, 1988-91	121
Arturas Karnisovas, 1990-94	121

(records first tabulated in 1976-77)



QUICK FACTS

Location: Villanova, PA
Enrollment: 6,966
Founded: 1842
Nickname: Wildcats
Colors: Blue and White
Home Court: Finneran Pavilion (6,501)
Wells Fargo Center (21,000)

COACHING STAFF

Head Coach

Jay Wright (Bucknell '83)
Office Phone: (610) 519-4140

Assistant Coaches

Kyle Neptune (Lehigh '07)
George Halcovage (Babson '08)
Mike Nardi (Villanova '06)

ADMINISTRATION

President

Rev. Peter Donohue, O.S.A.

Director of Athletics

Mark Jackson
Athletics Phone: (610) 519-4110

Director of Athletic Communications

Mike Sheridan
Office Phone: (610) 519-4145
Cell Phone: (610) 999-7558
Email: michael.sheridan@villanova.edu

REGULAR SEASON GAMES

Home Record: 242-97
Best Home Record: 9-0 in 2014-15, 2018-19; 8-0 in 1982-83
Worst Home Record: 1-8 in 1992-93
Most Consecutive Home Wins: 18 over 2013-14, '14-15 and '15-16 seasons
Most Consecutive Home Losses: 6 over 1992-93/93-94 seasons
Road Record: 172-167
Best Road Record: 8-1 in 2013-14 and 2015-16
Worst Road Record: 1-7 in 1988-89
Most Consecutive Road Wins: 6 in 2005-06, 2013-14 and 2014-15
Most Consecutive Road Losses: 6 in 1986-87 and 2001-02
Longest Winning Streak: 12 games in 2014-15
Longest Losing Streak: 7 games in 1992-93

WILDCATS PREVIEW

The Big Picture

The 2019-20 season featured more of the same high-level success for the Wildcats. They put together their eighth straight 20-win season (24-7) and would have had a high seed in what would have been their eighth straight NCAA Tournament bid. Their 13-5 BIG EAST mark shared the regular-season crown with Creighton and Seton Hall. Villanova has won or shared six of the last seven regular-season titles. Last year's accomplishments were achieved without a scholarship senior on the roster. The Wildcats did lose Saddiq Bey to the NBA Draft, but appear to have all of the necessary ingredients to remain among college basketball's elite programs.

Who's Back

Guard Collin Gillespie, an All-BIG EAST Second Team pick, was second to Bey in scoring with a 15.1 average, fifth in the BIG EAST in assists at 4.5. Solid senior Jermaine Samuels averaged 10.7 points and 5.5 rebounds. Forward Jeremiah Robinson-Earl was the BIG EAST Freshman of the Year and guard Justin Moore was a unanimous pick on the BIG EAST All-Freshman Team. Robinson-Earl averaged 10.5 points and 5.5 boards while Moore scored at an 11.3 ppg clip. Junior forward Cole Swider averaged 6.1 points in 15 starts. Junior Brandon Slater and senior Dhamir Cosby-Roundtree have been solid front-court reserves. Guard Bryan Antoine missed the first half of his freshman year due to shoulder surgery. Classmate Chris Arcidiacono saw limited action.

Who's Gone

Saddiq Bey blossomed into one of the BIG EAST's top players as a sophomore last season. He ranked seventh in overall scoring with a 16.1 average and shot a league-leading 45.1 percent from 3-point range in BIG EAST competition. Bey was a unanimous All-BIG EAST First Team selection.

What's Ahead

Coach Jay Wright, who was voted AP Coach of the Decade last year, has a solid returning nucleus that is used to success. The two newcomers for 2020-21 are already with the program. Guard Caleb Daniels, a transfer from Tulane, sat out last year, but is expected to contend for significant playing time. Two seasons ago, he averaged 15.9 and 3.1 assists for the Green Wave. Forward Eric Dixon took a redshirt year as a freshman. He is considered a skilled offensive talent who is expected to contribute on the interior or the perimeter.

2019-20 STATISTICS

##	Player	GP	GS	Min	Avg	TOTAL			3-PTS			REBOUNDS			PF	FO	A	TO	Blk	Stl	Pts	Avg				
						FG	FGA	Pct	3FG	FGA	Pct	FT	FTA	Pct									Off	Def	Tot	Avg
41	Bey, Saddiq	31	31	1052	33.9	175	367	.477	79	175	.451	70	91	.769	40	107	147	4.7	77	3	74	46	12	24	499	16.1
	Conference-Only...	18	18	635	35.3	106	226	.469	59	122	.484	40	54	.741	19	56	75	4.2	47	3	38	30	5	17	311	17.3
02	Gillespie, Collin	31	31	1059	34.2	155	382	.406	70	196	.357	89	109	.817	6	108	114	3.7	70	1	138	60	2	38	469	15.1
	Conference-Only...	18	18	645	35.8	91	232	.392	38	112	.339	52	64	.813	4	81	85	4.7	42	1	76	29	1	18	272	15.1
05	Moore, Justin	31	17	925	29.8	125	299	.418	61	154	.396	40	56	.714	8	88	96	3.1	48	0	58	55	8	22	351	11.3
	Conference-Only...	18	10	562	31.2	71	179	.397	39	100	.390	22	33	.667	4	58	62	3.4	26	0	36	29	6	12	203	11.3
23	Samuels, Jermaine	30	30	910	30.3	109	235	.464	32	116	.276	72	99	.727	38	127	165	5.5	64	1	61	40	21	28	322	10.7
	Conference-Only...	17	17	535	31.5	62	136	.456	13	62	.210	44	56	.786	24	74	98	5.8	37	0	36	15	10	15	181	10.6
24	Robinson-Earl, J.	31	31	1014	32.7	113	249	.454	21	64	.328	79	97	.814	79	211	290	9.4	70	2	60	68	17	35	326	10.5
	Conference-Only...	18	18	612	34.0	60	132	.455	10	34	.294	45	58	.776	43	129	172	9.6	44	2	34	42	9	18	175	9.7
10	Swider, Cole	31	15	574	18.5	72	163	.442	38	108	.352	6	9	.667	22	69	91	2.9	52	1	18	24	10	6	188	6.1
	Conference-Only...	18	9	305	16.9	30	85	.353	14	56	.250	2	4	.500	10	35	45	2.5	29	1	6	18	5	4	76	4.2
03	Slater, Brandon	31	0	358	11.5	20	53	.377	3	20	.150	6	15	.400	13	28	41	1.3	40	0	23	12	7	11	49	1.6
	Conference-Only...	18	0	159	8.8	9	28	.321	0	7	.000	2	7	.286	5	13	18	1.0	16	0	6	4	1	4	20	1.1
21	Cosby-Roundtree, D.	29	0	223	7.7	20	29	.690	0	0	.000	4	7	.571	22	42	64	2.2	33	0	10	12	4	6	44	1.5
	Conference-Only...	17	0	133	7.8	14	16	.875	0	0	.000	4	6	.667	12	25	37	2.2	24	0	7	5	1	5	32	1.9
01	Antoine, Bryan	16	0	87	5.4	7	23	.304	2	15	.133	2	2	1.000	1	5	6	0.4	14	0	5	2	0	3	18	1.1
	Conference-Only...	8	0	37	4.6	0	11	.000	0	9	.000	2	2	1.000	0	1	1	0.1	7	0	1	0	0	1	2	0.3
04	Arcidiacono, Chris	8	0	19	2.4	1	6	.167	1	6	.167	0	0	.000	0	0	0	0.0	3	0	2	4	0	2	3	0.4
	Conference-Only...	3	0	2	0.7	0	0	.000	0	0	.000	0	0	.000	0	0	0	0.0	1	0	0	2	0	1	0	0.0
12	Saunders, Tim	2	0	2	1.0	0	0	.000	0	0	.000	0	0	.000	0	0	0	0.0	0	0	0	0	0	0	0	0.0
	Conference-Only...	0	0	0	0.0	0	0	.000	0	0	.000	0	0	.000	0	0	0	0.0	0	0	0	0	0	0	0	0.0
20	Hoehn, Kevin	2	0	2	1.0	0	0	.000	0	0	.000	0	0	.000	0	0	0	0.0	0	0	0	0	0	0	0	0.0
	Conference-Only...	0	0	0	0.0	0	0	.000	0	0	.000	0	0	.000	0	0	0	0.0	0	0	0	0	0	0	0	0.0
TM	TEAM.....														44	60	104	3.5	1		14				0	
	Conference-Only...														25	28	53	3.1	1		8				0	
	Total.....	31				797	1806	.441	307	854	.359	368	485	.759	273	845	1118	36.1	472	8	449	337	81	175	2269	73.2
	Conference-Only...	18				443	1045	.424	173	502	.345	213	284	.750	146	500	646	35.9	274	7	240	182	38	95	1272	70.7
	Opponents.....	31				784	1822	.430	188	579	.325	302	430	.702	274	790	1064	34.3	503	-	373	355	98	176	2058	66.4
	Conference-Only...	18				448	1060	.423	107	324	.330	196	269	.729	155	486	641	35.6	286	6	211	190	56	101	1199	66.6

2020-21 ROSTER

No.	Name	Pos.	Ht.	Wt.	Yr.	Hometown/Previous School
1	Bryan Antoine	G	6-5	175	So.	Trinton Falls, N.J./Ranney School
4	Chris Arcidiacono	G	6-5	197	So.	Langhorne, Pa./Perkiomen
21	Dhamir Cosby-Roundtree	F	6-9	228	Sr.	Philadelphia, Pa./Neuman Goretti
14	Caleb Daniels	G	6-4	205	R-Jr.	New Orleans, La./St. Augustine
43	Eric Dixon	F	6-8	270	R-Fr.	Willow Grove, Pa./Abington
2	Collin Gillespie	G	6-3	191	Sr.	Huntington, Pa./Arch. Wood
20	Kevin Hoehn	G	6-0	175	Sr.	Morristown, N.J./Morristown
5	Justin Moore	G	6-4	210	So.	Accokeek, Md./DeMatha
24	Jeremiah Robinson-Earl	F	6-9	232	So.	Kansas City, Kan./IMG Acad.
23	Jermaine Samuels	F	6-7	222	Sr.	Franklin, Mass./Rivers School Acad. (Fla.)
3	Brandon Slater	F	6-6	202	Jr.	Fairfax, Va./Paul VI
10	Cole Swider	F	6-9	219	Jr.	Providence, R.I./St. Andrews
13	Kevin Voigt	G	6-5	193	Jr.	Massapequa, N.Y./Massapequa


2020-21 NEWCOMERS

Caleb Daniels, G, Jr., 6-4, 205

- A transfer from Tulane, averaged 15.9 points, 5.3 rebounds and 3.1 assists in 2018-19.
- Ranked seventh in the American in scoring and 15th in assists.

Eric Dixon, F, Fr., 6-8, 270

- Was a redshirt in 2019-20. Was the 2019 Pennsylvania State Player of the Year by USA Today.
- Averaged 27.6 points as a senior was the first Abington player to score 2,000 career points.



HEAD COACH JAY WRIGHT

Hired at Villanova: March 27, 2001

Coaching File: Head coach, Hofstra (1994-01); Assistant coach, UNLV (1992-94); Assistant coach, Villanova (1987-92); Assistant coach, Drexel (1986-87); Assistant coach, Rochester (1984-86).

Highlights: 2019 NCAA Second Round; 2018 and 2016 NCAA national champion; 2016 Naismith Coach of the Year; Shared BIG EAST Coach of the Year with Seton Hall's Kevin Willard in

2016; Has won BIG EAST Coach of the Year honors in 2016, '15, '14, '09, '06; 2017 NCAA Second Round; 2015 NCAA Third Round; 2014 NCAA Third Round; 2013 NCAA; 2011 NCAA; 2010 NCAA Second Round; 2009 NCAA Final Four; 2008 NCAA Sweet 16; 2007 NCAA; Was head coach of USA Basketball team in the 2007 Pan American Games in Brazil. 2006 NCAA Elite Eight; 2005 NCAA Sweet 16; Was the head coach of the USA-B squad that won the gold medal at the World University Games in Turkey; 2004 NIT quarterfinals; 2003 NIT; 2002 NIT quarterfinals; 2001 NCAA; 2000 NCAA; America East Coach of the Year in 2000 and '99 at Hofstra. 1999 NIT.

Playing file: A four-year letterman at Bucknell.

Education: B.S, Bucknell, 1983. Majored in economics and sociology.

Personal: Born 12-24-61. He and his wife Patty have three children: sons Taylor and Collin, and daughter Reilly.

WRIGHT'S RECORD

Career Record (26 years).....	594-267 (.690)
Villanova Record (19 years).....	472-182 (.722)
Hofstra Record (seven years).....	122-85 (.589)

BIG EAST Regular Season Record (19 years).....	217-113 (.658)
BIG EAST Tournament Record (18 years).....	24-14 (.632)
BIG EAST Overall Record (19 years).....	241-127 (.655)

NCAA Record (16 appearances).....	28-14 (.667)
NIT Record (four appearances).....	4-4 (.500)

YEAR-BY-YEAR

	<i>Overall</i>	<i>Conference</i>	<i>Conf. Tourn.</i>	<i>Postseason</i>
1994-95	Hofstra 10-18	5-11/9th	1-1	—
1995-96	Hofstra 8-19	5-12/T7th	0-1	—
1996-97	Hofstra 12-15	9-9/4th	0-1	—
1997-98	Hofstra 19-12	11-7/T3rd	1-1	—
1998-99	Hofstra 22-10	14-4/3rd	1-1	NIT 0-1
1999-00	Hofstra 24-7	16-2/1st	3-0/1st	NCAA 0-1
2000-01	Hofstra 26-5	16-2/1st	3-0/1st	NCAA 0-1
2001-02	Villanova 19-13	7-9/5th East	1-1	NIT 2-1
2002-03	Villanova 15-16	8-8/T3rd East	0-1	NIT 0-1
2003-04	Villanova 18-17	6-10/11th	2-1	NIT 2-1
2004-05	Villanova 24-8	11-5/T3rd	1-1	NCAA 2-1
2005-06	Villanova 28-5	14-2/T1st	1-1	NCAA 3-1
2006-07	Villanova 22-11	9-7/7th	1-1	NCAA 0-1
2007-08	Villanova 22-13	9-9/T8th	1-1	2-1 NCAA
2008-09	Villanova 30-8	13-5/4th	1-1	NCAA/Final 4 4-1
2009-10	Villanova 25-8	13-5/T2nd	0-1	NCAA 1-1
2010-11	Villanova 21-12	9-9/T9th	0-1	NCAA 0-1
2011-12	Villanova 13-19	5-13/T13th	1-1	—
2012-13	Villanova 20-14	10-8/T7th	1-1	NCAA 0-1
2013-14	Villanova 29-5	16-2/1st	0-1	NCAA 1-1

YEAR-BY-YEAR (CONTINUED)

		<i>Overall</i>	<i>Conference</i>	<i>Conf. Tourn.</i>	<i>Postseason</i>
2014-15	Villanova	33-3	16-2/1st	3-0/1st	NCAA 1-1
2015-16	Villanova	35-5	16-2/1st	2-1	NCAA/Champ 6-0
2016-17	Villanova	32-4	15-3/1st	3-0/1st	NCAA 1-1
2017-18	Villanova	36-4	14-4/2nd	3-0/1st	NCAA/Champ 6-0
2018-19	Villanova	26-10	13-5/1st	3-0/1st	NCAA 1-1
2020-21	Villanova	24-7	13-5/T1st	---	---

BIG EAST REGULAR SEASON RESULTS

<i>Year</i>	<i>Won-Lost</i>	<i>Home</i>	<i>Away</i>	<i>Finish</i>	<i>Championship Seed</i>
1980-81	8-6	5-2	3-4	3rd (3 tied)	#4
1981-82	11-3	6-1	5-2	1st	#1
1982-83	12-4	8-0	4-4	1st (3 tied)	#2
1983-84	12-4	6-2	6-2	2nd (tie)	#3
1984-85	9-7	6-2	3-5	3rd (tie)	#4
1985-86	10-6	6-2	4-4	4th	#4
1986-87	6-10	4-4	2-6	6th	#6
1987-88	9-7	6-2	3-5	3rd (tie)	#4
1988-89	7-9	6-2	1-7	5th (tie)	#5
1989-90	8-8	4-4	4-4	5th (tie)	#5
1990-91	7-9	4-4	3-5	7th (tie)	#8
1991-92	11-7	7-2	4-5	4th	#4
1992-93	3-15	1-8	2-7	10th	#10
1993-94	10-8	5-4	5-4	4th (tie)	#5
1994-95	14-4	8-1	6-3	2nd	#2
1995-96	14-4	8-1	6-3	2nd, BE 6	#3
1996-97	12-6	7-2	5-4	1st, BE 6	#1
1997-98	8-10	5-4	3-6	4th, BE 6	#7
1998-99	10-8	7-2	3-6	4th (tie)	#4
1999-00	8-8	6-2	2-6	6th (tie)	#6
2000-01	8-8	5-3	3-5	3rd (tie), East	#5 East
2001-02	7-9	5-3	2-6	5th, East	#5 East
2002-03	8-8	5-3	3-5	3rd (tie), East	#4 East
2003-04	6-10	3-5	3-5	11th	#11
2004-05	11-5	6-2	5-3	3rd (tie)	#4
2005-06	14-2	7-1	7-1	1st (tie)	#2
2006-07	9-7	5-3	4-4	7th (tie)	#9
2007-08	9-9	6-3	3-6	T-8th	#8
2008-09	13-5	7-2	6-3	4th	#4
2009-10	13-5	7-2	6-3	2nd (tie)	#4
2010-11	9-9	5-4	4-5	9th (tie)	#10
2011-12	5-13	3-6	2-7	13th (tie)	#14
2012-13	10-8	7-2	3-6	7th (tie)	#7
2013-14	16-2	8-1	8-1	1st	#1
2014-15	16-2	9-0	7-2	1st	#1
2015-16	16-2	8-1	8-1	1st	#1
2016-17	15-3	8-1	7-2	1st	#1
2017-18	14-4	8-1	6-3	2nd	#2
2018-19	13-5	9-0	4-5	1st	#1
2019-20	13-5	6-3	7-2	1st (tie)	#2

2019-20 RESULTS (24-7, 13-5 BIG EAST)

(HOME: 12-3/AWAY: 9-3, NEUTRAL: 3-1)

NOVEMBER

			Attendance	High Scorer/Rebounder
5	Army West Point	W, 97-54	6,501	Robinson-Earl 24/Robinson-Earl 13
<i>Gavitt Tipoff Games</i>				
13	at Ohio State	L, 76-51	16,419	Samuels 14/Robinson-Earl 6
<i>Myrtle Beach Classic, Conway, S.C.</i>				
16	Ohio (WF)	W, 78-54	13,678	Bey 19/Robinson-Earl 11
21	vs. Middle Tennessee	W, 98-69	2,028	Swider 26/Robinson-Earl 11
22	vs. Mississippi State	W, 83-76	2,361	Robinson-Earl 22/Two with 7
24	vs. Baylor	L, 87-78		Gillespie 27/Robinson-Earl 11

DECEMBER

1	La Salle	W, 83-72	6,501	Moore 25/Two with 10
4	Pennsylvania	W, 80-69	6,501	Bey 27/Robinson-Earl 12
7	at Saint Joseph's	W, 78-66	3,456	Bey 22/Bey 9
<i>Never Forget Tribute Classic</i>				
14	Delaware (PC)	W, 78-70	7,236	Samuels 18/Robinson-Earl 8
<i>BIG EAST-Big 12 Battle</i>				
21	Kansas (WF)	W, 56-55	20,706	Samuels 15/Robinson-Earl 9
30	XAVIER	W, 68-62	6,501	Gillespie 24/Samuels 8

JANUARY

4	at MARQUETTE	L, 71-60	17,856	Two with 14/Robinson-Earl 11
7	at CREIGHTON	W, 64-59	17,682	Gillespie 24/Robinson-Earl 14
11	GEORGETOWN (WF)	W, 80-66	15,041	Bey 33/Robinson-Earl 8
14	DEPAUL	W, 79-75 ot	6,501	Gillespie 21/Robinson-Earl 13
18	Connecticut (WF)	W, 61-55	16,723	Samuels 19/Robinson-Earl 7
21	BUTLER	W, 76-61	6,501	Samuels 20/Robinson-Earl 14
25	at PROVIDENCE	W, 64-60	12,927	Gillespie 18/Bey 9
28	at ST. JOHN'S (MSG)	W, 79-59	10,155	Gillespie 17/Robinson-Earl 14

FEBRUARY

1	CREIGHTON (WF)	L, 76-61	15,106	Two with 18/Robinson-Earl 10
5	at BUTLER	L, 79-76	10,102	Bey 29/Samuels 7
8	SETON HALL (WF)	L, 70-64	20,706	Bey 22/Robinson-Earl 14
12	MARQUETTE	W, 72-71	6,501	Robinson-Earl 17/Robinson-Earl 11
16	at Temple	W, 76-56	10,206	Gillespie 29/Samuels 7
19	at DEPAUL	W, 91-71	5,451	Bey 20/Cosby-Roundtree 7
22	at XAVIER	W, 64-55	10,647	Bey 22/Robinson-Earl 12
26	ST. JOHN'S	W, 71-60	6,501	Bey 23/Samuels 10
29	PROVIDENCE	L, 58-54	15,516	Gillespie 13/Robinson-Earl 11

MARCH

4	at SETON HALL	W, 79-77	16,863	Bey 20/Robinson-Earl 11
7	at GEORGETOWN	W, 70-69	13,168	Bey 18/Moore 9

(PC) - Prudential Center | (WF) - Wells Fargo Center | (MSG) - Madison Square Garden

BIG EAST CHAMPIONSHIP RESULTS (1980-2020)

vs.	Won	Lost	vs.	Won	Lost	vs.	Won	Lost
Boston College	3	3	Louisville	0	2	Seton Hall	4	3
Butler	1	0	Marquette	3	1	USF	0	2
Connecticut	3	2	Pittsburgh	6	2	Syracuse	4	8
Creighton	1	0	Providence	10	1	West Virginia	2	1
DePaul	1	0	Rutgers	2	0	Xavier	2	0
Georgetown	1	5	St. John's	4	4	Total	47	34

CAREER LEADERS

Points	Total-Avg.
Kerry Kittles, 1992-96	2243-18.0
Scottie Reynolds, 2006-10	2222-16.0
Keith Herron, 1974-78	2170-18.5
Bob Schafer, 1951-55	2094-18.9
Doug West, 1985-89	2037-14.8
Howard Porter, 1968-71	2026-22.8
Allan Ray, 2002-06	2025-15.6
John Pinone, 1979-83	2024-16.1
Randy Foye, 2002-06	1966-15.0
Josh Hart, 2013-17	1921-13.2

Rebounds	Total-Avg.
Howard Porter, 1968-71	1317-14.8
Jim Washington, 1962-65	1194-14.0
Jack Devine, 1951-55	1181-10.5
Ed Pinckney, 1981-85	1107-8.6
Harold Pressley, 1982-86	1016-7.5
Jim Mooney, 1950-53	1010
Daniel Ochefu, 2012-16	929-6.6
Jason Lawson, 1992-97	908-6.9
Brooks Sales, 1998-02	858-7.5
John Pinone, 1979-83	837-6.6

Assists	Total
Kenny Wilson, 1985-89	627
Stewart Granger, 1979-83	595
Alvin Williams, 1993-97	553
Ryan Arcidiacono, 2012-16	535
Chris Ford, 1969-72	507
Rory Sparrow, 1976-80	495
Scottie Reynolds, 2006-10	482
Corey Fisher, 2007-11	481
Joe Rogers, 1973-77	474
Gary McLain, 1981-85	456

(records first tabulated in 1970-71)

Steals	Total
Kerry Kittles, 1992-96	279
Harold Pressley, 1982-86	213
Scottie Reynolds, 2006-10	207
Gary Massey, 1985-89	204
Alvin Williams, 1993-97	200
Randy Foye, 2002-06	198
Ed Pinckney, 1981-85	196
Lance Miller, 1989-93	187
Chris Walker, 1988-92	185
Jonathan Haynes, 1991-95	177
Corey Fisher, 2007-11	174

(records first tabulated in 1980-81)

Blocked Shots	Total
Jason Lawson, 1993-97	375
Tom Greis, 1986-90	273
Ed Pinckney, 1981-85	253
Malik Allen, 1996-00	191
Daniel Ochefu, 2012-16	182
Jason Fraser, 2002-2006	172
Harold Pressley, 1982-86	152
Will Sheridan, 2003-07	146
Daniel Ochefu, 2012-16	125
Dante Cunningham, 2005-09	117

(records first tabulated in 1980-81)



Zach Freemantle



QUICK FACTS

Location: Cincinnati, Ohio
Enrollment: 6,798
Founded: 1831
Nickname: Musketeers
Colors: Navy Blue, Gray and White
Home Court: Cintas Center (10,250)

COACHING STAFF

Head Coach

Travis Steele (Butler '04)
Office Phone: (513) 745-3417

Assistant Coaches

Jonas Hayes (Georgia '04)
Ben Johnson (Minnesota '05)
Dante Jackson (Xavier '11)

ADMINISTRATION

President

Michael J. Graham, S.J.

Director of Athletics

Greg Christopher
Athletics Phone: (513) 745-3417

Associate AD/Communications

Tom Eiser
Office: (513) 745-3124
Cell: (513) 382-5565
E-mail: eiser@xavier.edu

REGULAR SEASON GAMES

Home Record: 43-20
Best Home Record: 8-1 in 2015-16 and 2017-18
Worst Home Record: 4-5 in 2019-20
Most Consecutive Home Wins: 7 games in 2017-18
Most Consecutive Home Losses: 3 games in 2016-17
Road Record: 31-32
Best Road Record: 7-2 in 2017-18
Worst Road Record: 3-6 in 2013-14 & 2014-15
Most Consecutive Road Wins: 6 in 2017-18
Most Consecutive Road Losses: 3 in 2014-15 and 2016-17
Longest Winning Streak: 4 games in 2018-19
Longest Losing Streak: 6 games in 2018-19

MUSKETEERS PREVIEW

The Big Picture

The Musketeers have won 19 games in each of Travis Steele's first two seasons as head coach. Last year's squad finished 19-13 overall with an 8-10 BIG EAST mark. Xavier has to replace its top two scorers and most productive players, Naji Marshall and Tyrique Jones, but Steele can point to two full-time returning starters and a pair of sophomores who showed plenty of promise in their rookie seasons as his solid core for 2020-21. The Musketeers again played their customary solid defense last year, though Steele will be looking for some more offensive punch.

Who's Back

Paul Scruggs is one the BIG EAST's best guards. The junior averaged 12.7 points and 4.5 boards. Forward Jason Carter, a transfer from Ohio U., averaged 6.9 points and 4.9 rebounds in his first season at XU. Forward Jack Freemantle and guard KyKy Tandy made the BIG EAST All-Freshman Team. Freemantle took over as a starter at mid-season and finished with averages of 7.5 points and 4.3 rebounds. The speedy Tandy averaged 6.7 points while playing 18.4 minutes per game. His playing time increased as the season progressed. Six-10 Dionte Miles took a redshirt season as a freshman, but Steele believes he has significant upside as a force around the hoop. Sophomore Daniel Ramsey hopes to stay healthy and provide inside depth.

Who's Gone

Naji Marshall left a season early for the professional ranks. The all-around standout was fourth in the BIG EAST in scoring with a 16.8 average. An All-BIG EAST First Team selection, Marshall also averaged 6.3 rebounds, 4.0 assists and 1.3 steals. The rugged Tyrique Jones won the conference rebounding title with an 11.1 average in league games. In all contests, he averaged 14.0 points had the same 11.1 rebounding mark, which included a league-leading 21 double-doubles. He made 55.7 percent of his shots from the floor. Quentin Goodin was a four-year contributor at point guard. Last season, he averaged 6.0 points and 3.1 assists. Guard Bryce Moore averaged 2.5 points as a reserve.

What's Ahead

The Musketeers may prefer to use a smaller lineup and play a little faster this season. Guard Nate Johnson, a graduate transfer from Gardner Webb, brings a reputation as a strong shooter. Bryan Griffin, a 6-8, 230-pound graduate transfer from Mercy College (N.Y.), should offer immediate help up front. He led the nation in D-II rebounding with a 14.5 average last year. Among the freshmen, 6-5 Colby Jones may offer some immediate help at guard or on the wing. C.J. Wilcher is a 6-5 guard candidate who is considered an excellent shooter. Dwon Odom will push to be noticed at point guard.

2019-20 STATISTICS


##	Player	GP	GS	Min	Avg	TOTAL			3-PTS			REBOUNDS			PF	FO	A	TO	Blk	Stl	Pts	Avg				
						FG	FGA	Pct	3FG	FGA	Pct	FT	FTA	Pct									Off	Def	Tot	Avg
13	MARSHALL, Naji	31	31	1105	35.6	190	427	.445	44	154	.286	98	138	.710	35	159	194	6.3	82	4	124	104	13	39	522	16.8
	Conference-Only...	18	18	668	37.1	114	254	.449	27	85	.318	58	82	.707	27	88	115	6.4	47	2	76	65	9	23	313	17.4
04	JONES, Tyrique	32	32	903	28.2	172	309	.557	0	0	.000	103	174	.592	139	215	354	11.1	77	0	47	57	34	31	447	14.0
	Conference-Only...	18	18	547	30.4	98	173	.566	0	0	.000	55	93	.591	80	137	217	12.1	46	0	27	30	21	16	251	13.9
01	SCRUGGS, Paul	28	28	932	33.3	136	294	.463	44	118	.373	40	54	.741	28	97	125	4.5	89	7	81	79	12	34	356	12.7
	Conference-Only...	16	16	530	33.1	65	154	.422	24	58	.414	25	36	.694	12	62	74	4.6	52	4	54	42	5	16	179	11.2
32	FREEMANTLE, Zach	32	14	659	20.6	92	200	.460	12	34	.353	45	57	.789	50	87	137	4.3	64	2	18	28	22	17	241	7.5
	Conference-Only...	18	13	410	22.8	52	122	.426	9	26	.346	17	23	.739	29	56	85	4.7	30	1	15	20	11	9	130	7.2
25	CARTER, Jason	32	31	938	29.3	81	203	.399	20	63	.317	39	55	.709	55	102	157	4.9	61	0	45	51	22	23	221	6.9
	Conference-Only...	18	18	515	28.6	47	117	.402	14	43	.326	15	27	.556	31	52	83	4.6	33	0	20	28	9	13	123	6.8
24	TANDY, KyKy	25	0	461	18.4	61	159	.384	33	93	.355	13	20	.650	5	27	32	1.3	36	0	22	26	4	6	168	6.7
	Conference-Only...	18	0	377	20.9	50	121	.413	28	73	.384	10	16	.625	4	17	21	1.2	32	0	18	20	4	4	138	7.7
03	GOODIN, Quentin	30	21	783	26.1	61	179	.341	27	95	.284	30	49	.612	7	54	61	2.0	58	1	93	60	3	28	179	6.0
	Conference-Only...	16	7	360	22.5	23	80	.288	10	48	.208	15	24	.625	3	22	25	1.6	30	0	41	29	2	12	71	4.4
11	MOORE, Bryce	31	1	446	14.4	25	84	.298	20	70	.286	9	11	.818	3	27	30	1.0	45	0	14	12	2	17	79	2.5
	Conference-Only...	17	0	173	10.2	7	33	.212	6	28	.214	1	2	.500	2	7	9	0.5	17	0	5	4	2	2	21	1.2
00	RAMSEY, Daniel	1	0	3	3.0	1	1	1.000	0	0	.000	0	1	.000	1	0	1	1.0	0	0	0	0	0	0	2	2.0
	Conference-Only...	0	0	0	0.0	0	0	.000	0	0	.000	0	0	.000	0	0	0	0.0	0	0	0	0	0	0	0	0.0
02	BISHOP, Dahmir	10	0	120	12.0	5	28	.179	2	17	.118	4	13	.308	3	22	25	2.5	10	0	9	7	0	2	16	1.6
	Conference-Only...	0	0	0	0.0	0	0	.000	0	0	.000	0	0	.000	0	0	0	0.0	0	0	0	0	0	0	0	0.0
12	JAMES, Dontarius	16	0	119	7.4	7	21	.333	4	16	.250	4	10	.400	9	19	28	1.8	9	0	5	9	1	2	22	1.4
	Conference-Only...	7	0	65	9.3	3	10	.300	2	8	.250	4	9	.444	3	11	14	2.0	4	0	3	5	1	2	12	1.7
10	SCHRAND, Leighton	6	2	45	7.5	1	5	.200	1	4	.250	3	6	.500	0	5	5	0.8	2	0	1	5	0	2	6	1.0
	Conference-Only...	2	0	2	1.0	0	0	.000	0	0	.000	1	2	.500	0	0	0	0.0	0	0	1	0	0	1	0.5	
34	HANSON, Myles	3	0	6	2.0	1	1	1.000	0	0	.000	0	2	.000	1	0	1	0.3	0	0	0	0	1	0	2	0.7
	Conference-Only...	1	0	1	1.0	0	0	.000	0	0	.000	0	0	.000	0	0	0	0.0	0	0	0	0	1	0	0	0.0
15	CODY, Spencer	2	0	2	1.0	0	0	.000	0	0	.000	0	0	.000	0	1	1	0.5	2	0	1	0	0	0	0	0.0
	Conference-Only...	1	0	1	1.0	0	0	.000	0	0	.000	0	0	.000	0	0	0	0.0	0	0	0	0	0	0	0	0.0
20	SINGH, Ramon	2	0	2	1.0	0	1	.000	0	0	.000	0	0	.000	0	0	0	0.0	0	0	0	0	0	0	0	0.0
	Conference-Only...	1	0	1	1.0	0	0	.000	0	0	.000	0	0	.000	0	0	0	0.0	0	0	0	0	0	0	0	0.0
21	SWETYE, Zak	2	0	1	0.5	0	0	.000	0	0	.000	0	0	.000	0	0	0	0.0	0	0	0	0	0	0	0	0.0
	Conference-Only...	1	0	0	0.0	0	0	.000	0	0	.000	0	0	.000	0	0	0	0.0	0	0	0	0	0	0	0	0.0
TM	TEAM.....														44	46	90	2.8	0		8				0	
	Conference-Only...														24	26	50	2.8	0		5				0	
	Total.....	32				833	1912	.436	207	664	.312	388	590	.658	380	861	1241	38.8	535	14	460	446	114	201	2261	70.7
	Conference-Only...	18				459	1064	.431	120	369	.325	201	314	.640	215	478	693	38.5	291	7	259	249	65	97	1239	68.8
	Opponents.....	32				776	1900	.408	210	689	.305	400	550	.727	328	799	1127	35.2	575	-	385	420	108	225	2162	67.6
	Conference-Only...	18				459	1088	.422	127	407	.312	218	298	.732	187	448	635	35.3	313	6	235	204	68	134	1263	70.2

2020-21 ROSTER

No.	Name	Pos.	Ht.	Wt.	Yr.	Hometown/Previous School
25	Jason Carter	F	6-8	227	Sr.	Johnstown, Ohio/Ohio University
15	Spencer Cody	G	6-0	170	Jr.	Chicago, Ill./DePaul Prep
32	Zach Freemantle	F	6-9	225	So.	Teaneck, N.J./Bergen Catholic
13	Bryan Griffin	F	6-8	230	Sr.	Pomona, N.Y./Saint Joseph Reg.
10	Nate Johnson	G	6-4	180	Sr.	Miami, Fla./McArthur
3	Colby Jones	G	6-5	195	Fr.	Birmingham, Ala./Mountain Brook
22	Dieonte Miles	F	6-10	208	Fr.	Walton, Ky./Walton-Verona
11	Dwon Odom	G	6-1	180	Fr.	Alpharetta, Ga./St. Francis
2	Daniel Ramsey	F	6-9	233	So.	Cordele, Ga./Norcross High School
1	Paul Scruggs	G	6-4	196	Sr.	Indianapolis, Ind./Prolific Prep (Ca.)
20	Ramon Singh	G	6-4	187	Jr.	Sydney Australia, La Lumiere (Ind.)
21	Zak Swetye	G	6-1	170	Jr.	Darien, Conn./Darien
24	KyKy Tandy	G	6-2	190	So.	Hopkinsville, Ky./University Heights Acad.
0	C.J. Wilcher	G	6-5	195	Fr.	Roselle, N.J./Roselle Catholic

2020-21 NEWCOMERS

- Bryan Griffin, F, Gr., 6-8, 230**
- A grad transfer, he averaged 19.6 ps. at Mercy College.
- Nate Johnson, G, Gr., 6-4, 180**
- A graduate transfer from Gardner Webb, he was an All-Big South Second Team selection in 2019-20.
- Colby Jones, Fr., 6-5, 195**
- Was the Alabama 7A Player of the Year as a senior, averaging 25.2 points, 7.8 rebounds and 3.2 assists.
- Dieonte Miles, F, Fr., 6-11, 208**
- Redshirted in 2019-20, his first year and was named first team all-state as a senior by Louisville Courier-Journal and Cincinnati.com.
- Dwon Odom, Fr., G, 6-1, 180**
- Led St. Francis to back-to-back Georgia Class A Private School state titles.
- Daniel Ramsay, F, Fr., 6-9, 233**
- At Norcross in 2018-19, averaged 9.5 points and 5.0 rebounds while helping team to a 22-9 mark.
- C.J. Wilcher, Fr., G, 6-5, 195**
- As a senior at Roselle, made 50 3-pointers in only 20 games played and helped St. Benedict to the state title as a sophomore and runner-up as a junior.



**HEAD COACH
TRAVIS STEELE**

Hired at Xavier: March 31, 2018

Coaching File: Associate head coach and assistant coach Xavier, 2008-18; Assistant coach Indiana 2007-08, Video coordinator Indiana 2006-07.

Highlights: 2019 NIT (Second Round). In his 10 years as an assistant at Xavier, the Musketeers played in nine NCAA Tournaments, including five trips to at least the NCAA Sweet 16.

In 2017-18, team won the school's

first BIG EAST regular-season title, a school-record final AP ranking of No. 3 and the first No. 1 NCAA Tournament seed in school history. Also 2017 NCAA Elite Eight; 2016 NCAA (second round); 2015 NCAA Sweet 16; 2014 NCAA; 2012 NCAA Sweet 16; 2011 NCAA; 2010-11; Was named one of the top two recruiters in the BIG EAST by Sporting News basketball magazine.

Collegiate File: Assistant coach Wabash Valley College (Ill.) 2005-06. Assistant coach Ben Davis H.S. while attending Butler 2001-04.

Education: B.S. in Marketing (2004), Butler University. Graduated cum laude.

Personal: Native of Danville, Indiana; His brother is former Xavier assistant and current Akron head coach John Groce. Steele and his wife Amanda have one son, Winston. Birthdate: 11-12-81.

STEELE'S RECORD

Career Record (two years) 38-29 (.567)

Xavier Record (two years)..... 38-29 (.567)

BIG EAST Regular Season Record (two years)..... 17-19 (.472)

BIG EAST Tournament Record (two years)..... 1-2 (.333)

BIG EAST Overall Record (two years) 18-21 (.462)

NCAA Record 0-0 (.000)

NIT Record (one appearance) 1-1 (.500)

YEAR-BY-YEAR

		<i>Overall</i>	<i>Conference</i>	<i>Conf. Tour.</i>	<i>Postseason</i>
2018-19	Xavier	19-16	9-9	1-1	NIT 1-1
2019-20	Xavier	19-13	8-10/T6th	0-1	---

BIG EAST REGULAR SEASON RESULTS

<i>Year</i>	<i>Won-Lost</i>	<i>Home</i>	<i>Away</i>	<i>Finish</i>	<i>Championship Seed</i>
2013-14	10-8	7-2	3-6	3rd (tie)	#3
2014-15	9-9	6-3	3-6	6th	#6
2015-16	14-4	8-1	6-3	2nd	#2
2016-17	9-9	5-4	4-5	7th	#7
2017-18	15-3	8-1	7-2	1st	#1
2018-19	9-9	5-4	4-5	3rd (tie)	#4
2019-20	8-10	4-5	4-5	6th (tie)	#7

BIG EAST CHAMPIONSHIP RESULTS (2014-2020)

vs.	Won	Lost
Butler	2	0
Creighton	1	0
DePaul	1	1
Georgetown	1	0
Creighton	0	2
Marquette	2	0
Providence	0	1
St. John's	1	0
Seton Hall	0	1
Villanova	0	2
Total	8	7

2019-20 RESULTS (19-12, 8-10 BIG EAST)

(HOME: 12-5/AWAY: 5-6/NEUTRAL: 2-2)

			Attendance	High Scorer/Rebounder
NOVEMBER				
5	Jacksonville	W, 76-57	10,050	Two with 17/Jones 11
8	Siena	W, 81-63	10,430	Two with 20/Marshall 8
12	Missouri	W, 63-58 ot	10,224	Jones 17/Carter 11
15	Missouri State	W, 59-56	10,463	Jones 15/Jones 6
<i>Charleston Classic, Charleston, S.C.</i>				
21	vs. Towson	W, 73-51		Carter 13/Jones 12
22	vs. Connecticut	W, 75-74	4,416	Marshall 21/Carter 10
24	vs. Florida	L, 70-65	4,223	Scruggs 24/Jones 7
30	Lipscomb	W, 87-62	9,960	Two with 15/Jones 10
DECEMBER				
4	Green Bay	W, 84-71	10,129	Marshall 24/Jones 8
7	Cincinnati	W, 73-66	10,891	Marshall 31/Jones 9
14	at Wake Forest	L, 80-78	5,847	Scruggs 30/Jones 11
18	Western Carolina	W, 74-61	9,907	Goodin 25/Jones 11
<i>BIG EAST-Big 12 Battle</i>				
22	at TCU	W, 67-59	6,445	Jones 18/Jones 14
30	at VILLANOVA	L, 68-62	6,501	Marshall 19/Jones 10
JANUARY				
5	ST. JOHN'S	W, 75-67	10,254	Marshall 20/Jones 12
8	SETON HALL	L, 83-71	9,832	Jones 19/Jones 9
11	CREIGHTON	L, 77-65	10,529	Marshall 21/Two with 9
15	at MARQUETTE	L, 85-65	13,761	Jones 16/Marshall 7
22	GEORGETOWN	W, 66-57	10,387	Two with 18/Jones 13
26	at CREIGHTON	L, 77-66	17,796	Freemantle 18/Jones 13
29	MARQUETTE	L, 84-82 2ot	10,224	Goodin 19/Jones 15
FEBRUARY				
1	at SETON HALL	W, 74-62	12,230	Two with 19/Jones 18
4	at DEPAUL	W, 67-59	4,526	Scruggs 13/Jones 18
8	PROVIDENCE	W, 64-58	10,575	Jones 14/Jones 18
12	at BUTLER	L, 66-61	8,878	Marshall 20/Jones 10
17	at ST. JOHN'S (MSG)	W, 77-74	14,765	Scruggs 16/Jones 15
22	VILLANOVA	L, 64-55	10,647	Jones 17/Jones 14
25	DEPAUL	W, 78-67	10,224	Marshall 23/Two with 6
MARCH				
1	at GEORGETOWN	W, 66-63	10,610	Marshall 20/Jones 13
4	at PROVIDENCE	L, 80-74	11,736	Marshall 25/Jones 9
7	BUTLER	L, 72-71	10,635	Marshall 21/Jones 13
11	vs. DePaul (BET)	L, 71-61	17,534	Jones 22/Marshall 8

(MSG) - Madison Square Garden | (BET) - BIG EAST Tournament

CAREER LEADERS

Points	Total-Avg.
Byron Larkin, 1984-88	2,696-22.3
Trevon Bluiett, 2014-18	2,261-15.9
David West, 1999-03	2,132-16.9
Romain Sato, 2000-04	2,005-15.4
Tyrone Hill, 1986-90	2,003-15.9
Lenny Brown, 1995-99	1,885-15.5
Tu Holloway, 2008-12	1,833-13.7
Anthony Hicks, 1979-83	1,805-16.3
Jamie Gladden, 1989-93	1,780-14.6
Steve Thomas, 1962-66	1,722-23.6
Rebounds	Total-Avg.
Tyrone Hill, 1986-90	1380-11.0
Bob Pelkington, 1961-64	1325-16.6
David West, 1999-03	1308-10.4
Brian Grant, 1990-94	1080-9.2
Dave Piontek, 1953-56	995-12.1
Bob Quick, 1965-68	939-12.0
Joe Viviano, 1956-59	906-10.9
Romain Sato, 2000-04	892-6.9
Derek Strong, 1987-90	805-8.4
James Posey, 1996-99	801-8.4
Assists	Total
Ralph Lee, 1982-86	699
Jamal Walker, 1987-91	639
Tu Holloway, 2008-12	550
Quentin Goodin, 2016-20	544
Keith Walker, 1976-80	496
Dee Davis, 2011-15	492
Dedrick Finn, 2002-06	481
Gary Lumpkin, 1995-99	470
Michael Hawkins, 1991-95	448
Lionel Chalmers, 2000-04	405
Steals	Total
Lenny Brown, 1995-99	242
Anthony Hicks, 1979-83	226
James Posey, 1996-99	214
Nick Daniels, 1975-79	202
Byron Larkin, 1984-88	201
Ralph Lee, 1982-86	194
Stan Kimbrough, 1986-89	178
Jamal Walker, 1987-91	174
David West, 1999-2003	171
J.P. Macura, 2014-18	166
Blocked Shots	Total
David West, 1999-03	228
Aaron Williams, 1989-93	197
Justin Doellman, 2003-07	140
Kenny Frease, 2008-12	130
Jason Love, 2006-10	127
Brian Grant, 1990-94	127
Dexter Bailey, 1980-84	120
David Payton, 1975-79	92
James Farr, 2012-16	88
Jamel McLean, 2008-11	81
Derrick Brown, 2006-09	81
Nick Daniels, 1975-79	81

BIG EAST Media Contacts

THE BIG EAST CONFERENCE

655 Third Avenue, Suite 711
New York, NY 10017

Val Ackerman, Commissioner
Office (646) 663-3430

John Paquette
Sr. Associate Commissioner,
Sports Media Relations
Office (646) 663-3443
Mobile (401) 265-2244
email jpaquette@bigeast.com

Kristin Quinn
Assistant Commissioner,
Communications & Marketing
Office (646) 663-3456
Mobile (914) 819-8751
email kquinn@bigeast.com

BUTLER UNIVERSITY

Hinkle Fieldhouse
510 W. 49th Street
Indianapolis, IN 46208

LaVall Jordan, Head Basketball Coach
Office (317) 940-9377

John Dedman, Sports Communications
Director
Office (317) 940-9414
Mobile (317) 491-5462
email jdedman@butler.edu

UNIVERSITY OF CONNECTICUT

2095 Hillside Road, Unit 1173
Storrs, CT 06269

Dan Hurley, Head Basketball Coach
Office (860) 486-2720

Phil Chardis, Men's Basketball Contact
Office (860) 486-3531
Mobile (860) 771-3314
email philip.chardis@uconn.edu

CREIGHTON UNIVERSITY

2500 California Plaza
Omaha, NE 68178

Greg McDermott, Head Basketball Coach
Office (402) 280-1795

Rob Anderson, Sports Information Director
Office (402) 280-5544
Mobile (402) 660-5854
email randerson@creighton.edu

DE PAUL UNIVERSITY

2323 North Sheffield Avenue
Chicago, IL 60614

Dave Leitao, Head Basketball Coach
Office (773) 325-7575

Greg Greenwell, Director of Athletic
Communications
Office (773) 325-7546
Home (773) 343-3722
email ggreenwe@depaul.edu

GEORGETOWN UNIVERSITY

3700 O Street NW
Washington, DC 20057

Patrick Ewing, Head Basketball Coach
Office (202) 687-2374

Diana Pulupa, Director of Communications/
Creative Services
Office (202) 687-6564
Mobile (301) 758-5454
email diana.pulupa@georgetown.edu

MARQUETTE UNIVERSITY

770 North 12th Street
Milwaukee, WI 53233

Steve Wojciechowski, Head Basketball
Coach
Office (414) 288-7130

Scott Kuykendall, Associate AD/
Media Relations
Office (414) 288-4794
Mobile (414) 807-3490
email scott.kuykendall@marquette.edu

PROVIDENCE COLLEGE

549 River Avenue
Providence, RI 02918

Ed Cooley, Head Basketball Coach
Office (401) 865-2527

Arthur Parks, Associate AD/
Communications & Marketing
Office (401) 865-2759
Mobile (401) 378-7334
email aparks@providence.edu

ST. JOHN'S UNIVERSITY

8000 Utopia Parkway
Queens, NY 11439

Mike Anderson, Head Basketball Coach
Office (718) 990-5528

Steve Dombroski, Assoc. AD/
Communications
Office (718) 990-6897
Mobile (518) 928-6103
email dombross@stjohns.edu

SETON HALL UNIVERSITY

400 South Orange Avenue
South Orange, NJ 07079

Kevin Willard, Head Basketball Coach
Office (973) 761-9070

Thomas Chen, Assistant AD/Digital Media
& Communications
Office (973) 761-9644
Mobile (914) 843-7185
email thomas.chen@shu.edu

VILLANOVA UNIVERSITY

800 Lancaster Avenue
Villanova, PA 17325

Jay Wright, Head Basketball Coach
Office (610) 519-4140

Mike Sheridan, Director of Media Relations
Office (610) 519-4120
Mobile (610) 999-7588
email michael.sheridan@villanova.edu

XAVIER UNIVERSITY

3800 Victory Blvd.
Cincinnati, OH 45207

Travis Steele, Head Basketball Coach
Office (513) 745-3417

Tom Eiser, Assoc. Athletic Director
Office (513) 745-3124
Home (513) 382-5565
email eiser@xavier.edu

**BIG
EAST**
CONFERENCE

**2019-20
IN
REVIEW**



2019-20 Standings

	BIG EAST				OVERALL					
	W-L	PCT.	H	A	W-L	PCT.	H	A	N	STREAK
CREIGHTON (7/T9)	13-5	.722	8-1	5-4	24-7	.774	17-1	6-5	1-1	WON 2
VILLANOVA (10/T9)	13-5	.722	6-3	7-2	24-7	.774	13-3	8-3	3-1	WON 2
SETON HALL (15/15)	13-5	.722	6-3	7-2	21-9	.700	11-4	8-4	2-1	LOST 2
PROVIDENCE (RV/RV)	12-6	.667	7-2	5-4	19-12	.613	13-3	5-6	1-3	WON 6
BUTLER (23/21)	10-8	.556	6-3	4-5	22-9	.710	14-3	5-6	3-0	WON 3
MARQUETTE	8-10	.444	6-3	2-7	18-12	.600	13-3	3-8	2-1	LOST 3
XAVIER	8-10	.444	4-5	4-5	19-13	.594	12-5	5-6	2-2	LOST 3
GEORGETOWN	5-13	.277	3-6	2-7	15-17	.469	10-8	4-7	1-2	LOST 7
ST. JOHN'S	5-13	.277	4-5	1-8	17-15	.531	13-6	1-8	3-1	WON 2
DEPAUL	3-15	.167	3-6	0-9	16-16	.500	11-7	4-9	1-0	WON 1

(Rankings in Final Associated Press/USA Today Polls)

POSTSEASON RESULTS

NCAA CHAMPIONSHIP

The 2020 NCAA Championship were cancelled due to the COVID-19 pandemic.

NIT

The 2020 NIT was cancelled due to the COVID-19 pandemic.

BIG EAST TOURNAMENT

MADISON SQUARE GARDEN MARCH 11-14

The 2020 BIG EAST Tournament was cancelled on the day of the quarterfinal round, due to the COVID-19 pandemic. Only the first round was completed.

FIRST ROUND

.....
No. 9 St. John's 75, No. 8 Georgetown 62
No. 10 DePaul 71, No. 7 Xavier 67



Myles Powell, Seton Hall

ALL-BIG EAST FIRST TEAM

Kamar Baldwin, Butler, G, Sr., Winder, Ga.
 Ty-Shon Alexander, Creighton, G, Jr., Charlotte, N.C.
 *Markus Howard, Marquette, G, Sr., Chandler, Ariz.
 *Myles Powell, Seton Hall, G, Sr., Trenton, N.J.
 *Saddiq Bey, Villanova, F, So., Largo, Md.
 Naji Marshall, Xavier, F, Jr., Atlantic City, N.J.

ALL-BIG EAST SECOND TEAM

*Marcus Zegarowski, Creighton, G, So., Hamilton, Mass.
 Paul Reed, DePaul, F, Jr., Orlando, Fla.
 Alpha Diallo, Providence, G, Sr., New York, N.Y.
 Collin Gillespie, Villanova, G, Jr., Huntingdon Valley, Pa.
 Tyrique Jones, Xavier, F, Sr., Bloomfield, Conn.

ALL-BIG EAST HONORABLE MENTION

Omer Yurtseven, Georgetown, C, Sr., Istanbul, Turkey
 Quincy McKnight, Seton Hall, G, Sr., Bridgeport, Conn.

BIG EAST ALL-FRESHMAN TEAM

Romeo Weems, DePaul, F, Detroit, Mich.
 Julian Champagnie, St. John's, F, Brooklyn, N.Y.
 *Justin Moore, Villanova, G, Ft. Washington, Md.
 *Jeremiah Robinson-Earl, Villanova, F, Overland Park, Kan.
 Zach Freemantle, Xavier, F, Teaneck, N.J.
 KyKy Tandy, Xavier, G, Hopkinsville, Ky.

* denotes a unanimous selection

BIG EAST PLAYER OF THE YEAR

Myles Powell, Seton Hall

BIG EAST COACH OF THE YEAR

Greg McDermott, Creighton

BIG EAST FRESHMAN OF THE YEAR

Jeremiah Robinson-Earl, Villanova

BIG EAST DEFENSIVE PLAYER OF THE YEAR

Romaro Gill, Seton Hall

BIG EAST MOST IMPROVED PLAYER

Romaro Gill, Seton Hall

BIG EAST SIXTH MAN AWARD

Denzel Mahoney, Creighton

BIG EAST SPORTSMANSHIP AWARD

Karmar Baldwin, Butler
 Jagan Mosely, Georgetown
 Emmitt Holt, Providence

BIG EAST BASKETBALL SCHOLAR-ATHLETE

Kamar Baldwin, Butler

2019-20 BIG EAST WEEKLY HONORS

Date	Player of the Week	Rookie of the Week
Nov. 11	Markus Howard, Marquette	Jeremiah Robinson-Earl, Villanova
Nov. 18	Myles Powell, Seton Hall	Romeo Weems, DePaul
Nov. 25	Collin Gillespie, Villanova	Romeo Weems, DePaul
Dec. 2	Markus Howard, Marquette	Justin Moore, Villanova
Dec. 9	Mac McClung, Georgetown	Justin Moore, Villanova
Dec. 16	Mac McClung, Georgetown	Justin Moore, Villanova
Dec. 23	Markus Howard, Marquette	Zach Freemantle, Xavier
Jan. 6	Myles Powell, Seton Hall	Justin Moore, Villanova
Jan. 13	Myles Powell, Seton Hall	Jeremiah Robinson-Earl, Villanova
Jan. 20	Markus Howard, Marquette	Jeremiah Robinson-Earl, Villanova
Jan. 27	Kamar Baldwin, Butler	Jeremiah Robinson-Earl, Villanova
Feb. 3	Tyrique Jones, Xavier	Jeremiah Robinson-Earl, Villanova
Feb. 10	Myles Powell, Seton Hall	KyKy Tandy, Xavier
Feb. 17	Alpha Diallo, Providence	Jeremiah Robinson-Earl, Villanova
Feb. 24	Marcus Zegarowski, Creighton	Justin Moore, Villanova
March 2	Markus Howard, Marquette	Julian Champagnie, St. John's
March 8	Kamar Baldwin, Butler	Julian Champagnie, St. John's

2019-20 Individual Statistics

TO BE RANKED, PLAYERS MUST APPEAR IN AT LEAST 75.0% OF THEIR TEAM'S GAMES.

SCORING

##	Player-Team	Cl	G	FG	3FG	FT	Pts	Avg/G
1.	HOWARD, Markus-MU	SR	29	237	121	211	806	27.8
2.	POWELL, Myles-SHU	SR	28	195	79	120	589	21.0
3.	ALEXANDER, Ty-Shon-CU	JR	31	163	81	117	524	16.9
4.	MARSHALL, Naji-XU	JR	31	190	44	98	522	16.8
5.	BALDWIN, Kamar-BU	SR	31	187	44	85	503	16.2
6.	ZEGAROWSKI, Marcus-CU	SO	31	182	75	61	500	16.1
7.	BEY, Saddiq-VU	SO	31	175	79	70	499	16.1
8.	MOORE, Charlie-DPU	JR	32	164	53	116	497	15.5
9.	YURTSEVEN, Omer-GU	SR	26	165	3	70	403	15.5
10.	REED, Paul-DPU	JR	29	182	16	59	439	15.1
11.	GILLESPIE, Collin-VU	JR	31	155	70	89	469	15.1
12.	FIGUEROA, LJ-SJU	JR	32	163	72	67	465	14.5
13.	DIALLO, Alpha-PC	SR	31	155	30	96	436	14.1
14.	JONES, Tyrique-XU	SR	32	172	0	103	447	14.0
15.	ANIM, Sacar-MU	SR	30	141	49	62	393	13.1
16.	SCRUGGS, Paul-XU	JR	28	136	44	40	356	12.7
17.	DUKE, David-PC	SO	31	117	42	96	372	12.0
18.	DUNN, Rasheem-SJU	JR	29	113	17	103	346	11.9
19.	BALLOCK, Mitch-CU	JR	31	123	93	29	368	11.9
20.	MCKNIGHT, Quincy-SHU	SR	30	109	36	102	356	11.9
21.	MCDERMOTT, Sean-BU	SR	31	119	65	59	362	11.7
22.	MOORE, Justin-VU	FR	31	125	61	40	351	11.3
23.	COLEMAN-LANDS, J.-DPU	SR	32	117	63	59	356	11.1
24.	PIPKINS, Luwane-PC	Grad.	31	101	60	74	336	10.8
25.	BLAIR, Jahvon-GU	JR	31	110	62	53	335	10.8
26.	SAMUELS, Jermaine-VU	JR	30	109	32	72	322	10.7
27.	ROBINSON-EARL, J.-VU	FR	31	113	21	79	326	10.5
28.	PICKETT, Jamorko-GU	JR	32	115	41	56	327	10.2
29.	BUTZ, Jaylen-DPU	JR	31	127	0	59	313	10.1
30.	CHAMPAGNIE, Julian-SJU	FR	32	121	24	52	318	9.9

REBOUNDING

##	Player-Team	Cl	G	OFF	DEF	TOT	Avg/G
1.	JONES, Tyrique-XU	SR	32	139	215	354	11.1
2.	REED, Paul-DPU	JR	29	95	215	310	10.7
3.	YURTSEVEN, Omer-GU	SR	26	98	158	256	9.8
4.	ROBINSON-EARL, J.-VU	FR	31	79	211	290	9.4
5.	DIALLO, Alpha-PC	SR	31	100	141	241	7.8
6.	NZE, Bryce-BU	JR	31	74	130	204	6.6
7.	CHAMPAGNIE, Julian-SJU	FR	32	57	151	208	6.5
8.	RHODEN, Jared-SHU	SO	30	44	149	193	6.4
9.	PICKETT, Jamorko-GU	JR	32	60	143	203	6.3
10.	MCDERMOTT, Sean-BU	SR	31	34	161	195	6.3
11.	MARSHALL, Naji-XU	JR	31	35	159	194	6.3
12.	ROBERTS, Josh-SJU	SO	29	70	97	167	5.8
13.	JOHNSON, Jayce-MU	SR	27	59	96	155	5.7
14.	GILL, Romaro-SHU	SR	30	53	116	169	5.6
15.	SAMUELS, Jermaine-VU	JR	30	38	127	165	5.5
	JEFFERSON, Damien-CU	JR	30	50	115	165	5.5
17.	BUTZ, Jaylen-DPU	JR	31	65	101	166	5.4
18.	BALLOCK, Mitch-CU	JR	31	13	152	165	5.3
19.	BISHOP, Christian-CU	SO	31	57	106	163	5.3
20.	BAILEY, Brendan-MU	SO	30	39	118	157	5.2

FIELD GOAL PCT (MIN. 3.0 MADE PER GAME)

##	Player-Team	Cl	G	FG	FGA	Pct
1.	NZE, Bryce-BU	JR	31	122	194	.629
2.	GILL, Romaro-SHU	SR	30	91	145	.628
3.	BUTZ, Jaylen-DPU	JR	31	127	214	.593
4.	BISHOP, Christian-CU	SO	31	106	179	.592
5.	JONES, Tyrique-XU	SR	32	172	309	.557
6.	YURTSEVEN, Omer-GU	SR	26	165	309	.534
7.	JEFFERSON, Damien-CU	JR	30	120	225	.533
8.	REED, Paul-DPU	JR	29	182	353	.516
9.	WATSON, Nate-PC	JR	27	96	188	.511
10.	GOLDEN, Bryce-BU	SO	31	100	199	.503
11.	ZEGAROWSKI, Marcus-CU	SO	31	182	373	.488
12.	Bey, Saddiq-VU	SO	31	175	367	.477
13.	MCDERMOTT, Sean-BU	SR	31	119	251	.474
14.	SAMUELS, Jermaine-VU	JR	30	109	235	.464
15.	SCRUGGS, Paul-XU	JR	28	136	294	.463

3-POINT FG PCT (MIN. 1.0 MADE PER GAME)

##	Player-Team	Cl	G	3FG	FGA	Pct
1.	BEY, Saddiq-VU	SO	31	79	175	.451
2.	BALLOCK, Mitch-CU	JR	31	93	214	.435
3.	ZEGAROWSKI, Marcus-CU	SO	31	75	177	.424
4.	DUKE, David-PC	SO	31	42	100	.420
5.	HOWARD, Markus-MU	SR	29	121	294	.412
6.	ALEXANDER, Ty-Shon-CU	JR	31	81	203	.399
7.	MOORE, Justin-VU	FR	31	61	154	.396
8.	MCDERMOTT, Sean-BU	SR	31	65	165	.394
9.	ANIM, Sacar-MU	SR	30	49	125	.392
10.	BAILEY, Brendan-MU	SO	30	46	120	.383
11.	PICKETT, Jamorko-GU	JR	32	41	109	.376
12.	SCRUGGS, Paul-XU	JR	28	44	118	.373
13.	FIGUEROA, LJ-SJU	JR	32	72	197	.365
14.	GILLESPIE, Collin-VU	JR	31	70	196	.357
	TUCKER, Jordan-BU	JR	30	55	154	.357

FREE THROW PCT (MIN. 2.0 MADE PER GAME)

##	Player-Team	Cl	G	FTM	FTA	Pct
1.	PIPKINS, Luwane-PC	Grad.	31	74	82	.902
2.	ALEXANDER, Ty-Shon-CU	JR	31	117	136	.860
3.	MCEWEN, Koby-MU	JR	29	97	114	.851
4.	MCKNIGHT, Quincy-SHU	SR	30	102	120	.850
	BALDWIN, Kamar-BU	SR	31	85	100	.850
6.	HOWARD, Markus-MU	SR	29	211	249	.847
7.	MOSELY, Jagan-GU	SR	32	71	85	.835
8.	GILLESPIE, Collin-VU	JR	31	89	109	.817
9.	ROBINSON-EARL, J.-VU	FR	31	79	97	.814
10.	MOORE, Charlie-DPU	JR	32	116	143	.811
11.	POWELL, Myles-SHU	SR	28	120	151	.795
12.	DUKE, David-PC	SO	31	96	121	.793
13.	ALLEN, Terrell-GU	SR	32	67	86	.779
14.	BEY, Saddiq-VU	SO	31	70	91	.769
15.	DUNN, Rasheem-SJU	JR	29	103	134	.769

ASSISTS

##	Player-Team	Cl	G	Assists	Avg/G
1.	MOORE, Charlie-DPU	JR	32	196	6.13
2.	MCKNIGHT, Quincy-SHU	SR	30	161	5.37
3.	ZEGAROWSKI, Marcus-CU	SO	31	156	5.03
4.	THOMPSON, Aaron-BU	JR	27	126	4.67
5.	GILLESPIE, Collin-VU	JR	31	138	4.45
6.	ALLEN, Terrell-GU	SR	32	128	4.00
	MARSHALL, Naji-XU	JR	31	124	4.00
8.	MOSELY, Jagan-GU	SR	32	117	3.66
9.	DUNN, Rasheem-SJU	JR	29	100	3.45
10.	HOWARD, Markus-MU	SR	29	95	3.28
11.	BALDWIN, Kamar-BU	SR	31	101	3.26
12.	MCEWEN, Koby-MU	JR	29	94	3.24
13.	DUKE, David-PC	SO	31	97	3.13
14.	RUTHERFORD, Nick-SJU	Grad.	32	100	3.13
15.	GOODIN, Quentin-XU	SR	30	93	3.10

2019-20 Individual & Team Statistics

STEALS

##	Player-Team	Cl	G	Steals	Avg/G
1.	FIGUEROA, LJ-SJU	JR	32	62	1.94
2.	REED, Paul-DPU	JR	29	54	1.86
3.	RUTHERFORD, Nick-SJU	Grad.	32	58	1.81
4.	DUKE, David-PC	SO	31	48	1.55
	DIALLO, Alpha-PC	SR	31	48	1.55
6.	MOORE, Charlie-DPU	JR	32	49	1.53
7.	MCKNIGHT, Quincy-SHU	SR	30	45	1.50
8.	ALEXANDER, Ty-Shon-CU	JR	31	41	1.32
	WILLIAMS JR, Greg-SJU	SO	31	41	1.32
10.	WEEMS, Romeo-DPU	FR	32	42	1.31
11.	MARSHALL, Naji-XU	JR	31	39	1.26
	PIPKINS, Luwane-PC	Grad.	31	39	1.26
13.	ALLEN, Terrell-GU	SR	32	40	1.25
	MOSELY, Jagan-GU	SR	32	40	1.25
	CHAMPAGNIE, Julian-SJU	FR	32	40	1.25

BLOCKED SHOTS

##	Player-Team	Cl	G	Blocks	Avg/G
1.	GILL, Romaro-SHU	SR	30	95	3.17
2.	REED, Paul-DPU	JR	29	74	2.55
3.	JOHN, Theo-MU	JR	30	55	1.83
4.	ROBERTS, Josh-SJU	SO	29	44	1.52
5.	YURTSEVEN, Omer-GU	SR	26	38	1.46
6.	OBIAGU, Ike-SHU	SO	30	36	1.20
7.	BISHOP, Christian-CU	SO	31	35	1.13
8.	JONES, Tyrrique-XU	SR	32	34	1.06
9.	WAHAB, Qudus-GU	FR	32	30	0.94
10.	DIALLO, Alpha-PC	SR	31	29	0.94
11.	PICKETT, Jamorko-GU	JR	32	29	0.91
12.	ONGENDA, Nick-DPU	FR	27	23	0.85
13.	CHAMPAGNIE, Julian-SJU	FR	32	26	0.81
14.	WEEMS, Romeo-DPU	FR	32	25	0.78
15.	BAILEY, Brendan-MU	SO	30	22	0.73

ASSIST/TURNOVER RATIO (MIN. 3.0 ASSISTS/GAME)

##	Player-Team	Cl	G	Asst	Avg	Turn	Avg	Ratio
1.	BALLOCK, Mitch-CU	JR	31	95	3.1	28	0.9	3.39
2.	THOMPSON, Aaron-BU	JR	27	126	4.7	51	1.9	2.47
3.	MCKNIGHT, Quincy-SHU	SR	30	161	5.4	68	2.3	2.37
4.	GILLESPIE Collin-VU	JR	31	138	4.5	60	1.9	2.30
5.	ZEGAROWSKI, Marcus-CU	SO	31	156	5.0	80	2.6	1.95
6.	RUTHERFORD, Nick-SJU		32	100	3.1	52	1.6	1.92
7.	ALLEN, Terrell-GU	SR	32	128	4.0	72	2.3	1.78
8.	DUNN, Rasheem-SJU	JR	29	100	3.4	57	2.0	1.75
9.	MOORE, Charlie-DPU	JR	32	196	6.1	112	3.5	1.75
10.	MOSELY, Jagan-GU	SR	32	117	3.7	67	2.1	1.75

SCORING OFFENSE

##	Team	G	W-L	Pts	Avg/G
1.	Creighton	31	24-7	2428	78.3
2.	Marquette	30	18-12	2333	77.8
3.	Seton Hall	30	21-9	2241	74.7
4.	Georgetown	32	15-17	2389	74.7
5.	St. John's	32	17-15	2387	74.6
6.	Villanova	31	24-7	2269	73.2
7.	Providence	31	19-12	2214	71.4
8.	DePaul	32	16-16	2262	70.7
9.	Xavier	32	19-13	2261	70.7
10.	Butler	31	22-9	2125	68.5

SCORING DEFENSE

##	Team	G	Pts	Avg/G
1.	Butler	31	1926	62.1
2.	Providence	31	2051	66.2
3.	Villanova	31	2058	66.4
4.	Xavier	32	2162	67.6
5.	Seton Hall	30	2037	67.9
6.	Creighton	31	2162	69.7
7.	DePaul	32	2274	71.1
8.	St. John's	32	2290	71.6
9.	Marquette	30	2149	71.6
10.	Georgetown	32	2364	73.9

SCORING MARGIN

##	Team	G	OFF	DEF	Margin
1.	Creighton	31	78.3	69.7	+8.6
2.	Villanova	31	73.2	66.4	+6.8
3.	Seton Hall	30	74.7	67.9	+6.8
4.	Butler	31	68.5	62.1	+6.4
5.	Marquette	30	77.8	71.6	+6.1
6.	Providence	31	71.4	66.2	+5.3
7.	Xavier	32	70.7	67.6	+3.1
8.	St. John's	32	74.6	71.6	+3.0
9.	Georgetown	32	74.7	73.9	+0.8
10.	DePaul	32	70.7	71.1	-0.4

FREE THROW PCT

##	Team	G	FTM	FTA	Pct
1.	Georgetown	32	503	652	.771
2.	Villanova	31	368	485	.759
3.	Marquette	30	514	692	.743
4.	Creighton	31	394	533	.739
5.	Butler	31	361	496	.728
6.	Seton Hall	30	437	611	.715
7.	St. John's	32	445	633	.703
8.	Providence	31	461	664	.694
9.	DePaul	32	417	634	.658
10.	Xavier	32	388	590	.658

FIELD GOAL PERCENTAGES

##	Team	G	FG	FGA	Pct
1.	Creighton	31	866	1839	.471
2.	Butler	31	776	1687	.460
3.	Seton Hall	30	783	1754	.446
4.	Villanova	31	797	1806	.441
5.	Georgetown	32	840	1921	.437
6.	DePaul	32	832	1906	.437
7.	Xavier	32	833	1912	.436
8.	Marquette	30	759	1764	.430
9.	Providence	31	764	1852	.413
10.	St. John's	32	865	2114	.409

2019-20 Team Statistics

FIELD GOAL PCT DEFENSE

##	Team	G	FG	FGA	Pct
1.	Creighton	31	866	1839	.471
2.	Butler	31	776	1687	.460
3.	Seton Hall	30	783	1754	.446
4.	Villanova	31	797	1806	.441
5.	Georgetown	32	840	1921	.437
6.	DePaul	32	832	1906	.437
7.	Xavier	32	833	1912	.436
8.	Marquette	30	759	1764	.430
9.	Providence	31	764	1852	.413
10.	St. John's	32	865	2114	.409

3-POINT FG PCT

##	Team	G	FG	FGA	Pct
1.	Creighton	31	302	783	.386
2.	Marquette	30	301	787	.382
3.	Villanova	31	307	854	.359
4.	Georgetown	32	206	595	.346
5.	Butler	31	212	621	.341
6.	Seton Hall	30	238	711	.335
7.	Providence	31	225	678	.332
8.	St. John's	32	212	661	.321
9.	DePaul	32	181	579	.313
10.	Xavier	32	207	664	.312

3-POINT FG PCT DEFENSE

##	Team	G	FG	FGA	Pct
1.	Xavier	32	210	689	.305
2.	Providence	31	194	624	.311
3.	Creighton	31	232	738	.314
4.	St. John's	32	253	799	.317
5.	Seton Hall	30	197	616	.320
6.	Marquette	30	207	642	.322
7.	Villanova	31	188	579	.325
8.	Butler	31	212	642	.330
9.	DePaul	32	260	773	.336
10.	Georgetown	32	297	817	.364

REBOUNDING OFFENSE

##	Team	G	Reb	Avg/G
1.	Marquette	30	1195	39.8
2.	Xavier	32	1241	38.8
3.	St. John's	32	1238	38.7
4.	Georgetown	32	1217	38.0
5.	Providence	31	1172	37.8
6.	DePaul	32	1191	37.2
7.	Seton Hall	30	1113	37.1
8.	Villanova	31	1118	36.1
9.	Butler	31	1079	34.8
	Creighton	31	1079	34.8

REBOUNDING DEFENSE

##	Team	G	Reb	Avg/G
1.	Butler	31	945	30.5
2.	Villanova	31	1064	34.3
3.	Georgetown	32	1119	35.0
4.	Marquette	30	1051	35.0
5.	Xavier	32	1127	35.2
6.	Providence	31	1101	35.5
7.	Seton Hall	30	1099	36.6
8.	DePaul	32	1179	36.8
9.	Creighton	31	1147	37.0
10.	St. John's	32	1321	41.3

REBOUNDING MARGIN

##	Team	G	TEAM	Avg	OPP	Avg	Margin
1.	DePaul	36	1346	37.4	1160	32.2	+5.2
2.	Xavier	35	1284	36.7	1124	32.1	+4.6
3.	Marquette	34	1300	38.2	1148	33.8	+4.5
4.	Georgetown	33	1298	39.3	1198	36.3	+3.0
5.	Villanova	36	1257	34.9	1194	33.2	+1.8
6.	Providence	34	1235	36.3	1188	34.9	+1.4
7.	Creighton	35	1196	34.2	1187	33.9	+0.3
8.	Seton Hall	34	1215	35.7	1217	35.8	-0.1
9.	Butler	33	1056	32.0	1131	34.3	-2.3
10.	St. John's	34	1117	32.9	1318	38.8	-5.9

BLOCKED SHOTS

##	Team	G	Blocks	Avg/G
1.	Seton Hall	30	174	5.80
2.	DePaul	32	159	4.97
3.	Marquette	30	127	4.23
4.	Georgetown	32	130	4.06
5.	St. John's	32	127	3.97
6.	Xavier	32	114	3.56
7.	Providence	31	102	3.29
8.	Butler	31	82	2.65
9.	Villanova	31	81	2.61
10.	Creighton	31	79	2.55

ASSISTS

##	Team	G	Assists	Avg/G
1.	Creighton	31	489	15.77
2.	Georgetown	32	479	14.97
3.	St. John's	32	470	14.69
4.	Seton Hall	30	437	14.57
5.	Villanova	31	449	14.48
6.	Xavier	32	460	14.38
7.	Providence	31	445	14.35
8.	DePaul	32	434	13.56
9.	Marquette	30	406	13.53
10.	Butler	31	395	12.74

STEALS

##	Team	G	Steals	Avg/G
1.	St. John's	32	320	10.00
2.	Providence	31	257	8.29
3.	DePaul	32	257	8.03
4.	Seton Hall	30	210	7.00
5.	Creighton	31	203	6.55
6.	Xavier	32	201	6.28
7.	Georgetown	32	200	6.25
8.	Villanova	31	175	5.65
9.	Butler	31	165	5.32
10.	Marquette	30	154	5.13

ASSIST/TURNOVER RATIO

##	Team	G	Asst	Avg	Turn	Avg	Ratio
1.	Creighton	31	489	15.8	337	10.9	1.45
2.	Villanova	31	449	14.5	337	10.9	1.33
3.	St. John's	32	470	14.7	359	11.2	1.31
4.	Butler	31	395	12.7	348	11.2	1.14
5.	Georgetown	32	479	15.0	433	13.5	1.11
6.	Seton Hall	30	437	14.6	397	13.2	1.10
7.	Providence	31	445	14.4	417	13.5	1.07
8.	Xavier	32	460	14.4	446	13.9	1.03
9.	Marquette	30	406	13.5	409	13.6	0.99
10.	DePaul	32	434	13.6	470	14.7	0.92

2019-20 Individual Statistics

CONFERENCE GAMES ONLY

SCORING

##	Player-Team	Cl	G	FG	3FG	FT	Pts	Avg/G
1.	HOWARD, Markus-MU	SR	18	155	75	132	517	28.7
2.	POWELL, Myles-SHU	SR	18	126	44	81	377	20.9
3.	BALDWIN, Kamar-BU	SR	18	116	26	64	322	17.9
4.	MARSHALL, Naji-XU	JR	18	114	27	58	313	17.4
5.	BEY, Saddiq-VU	SO	18	106	59	40	311	17.3
6.	ALEXANDER, Ty-Shon-CU	JR	18	96	47	71	310	17.2
7.	GILLESPIE, Collin-VU	JR	18	91	38	52	272	15.1
8.	MOORE, Charlie-DPU	JR	18	85	25	70	265	14.7
9.	ZEGAROWSKI, Marcus-CU	SO	18	93	41	33	260	14.4
10.	REED, Paul-DPU	JR	15	90	8	27	215	14.3
11.	DIALLO, Alpha-PC	SR	18	88	21	56	253	14.1
12.	JONES, Tyrique-XU	SR	18	98	0	55	251	13.9
13.	ANIM, Sacar-MU	SR	18	84	32	43	243	13.5
14.	FIGUEROA, L.J-SJU	JR	18	85	39	32	241	13.4
15.	BLAIR, Jahvon-GU	JR	18	79	40	39	237	13.2
16.	DUNN, Rasheem-SJU	JR	18	77	10	59	223	12.4
17.	PIPKINS, Luwane-PC	Grad.	18	65	37	51	218	12.1
	MCKNIGHT, Quincy-SHU	SR	18	65	24	64	218	12.1
19.	MCDERMOTT, Sean-BU	SR	18	70	36	39	215	11.9
20.	MAHONEY, Denzel-CU	JR	18	68	24	53	213	11.8
21.	DUKE, David-PC	SO	18	66	22	58	212	11.8
22.	ALLEN, Terrell-GU	SR	18	71	18	50	210	11.7
23.	BALLOCK, Mitch-CU	JR	18	70	55	14	209	11.6
24.	COLEMAN-LANDS, J.-DPU	SR	18	67	30	44	208	11.6
25.	PICKETT, Jamorko-GU	JR	18	68	30	38	204	11.3
26.	MOORE, Justin-VU	FR	18	71	39	22	203	11.3
27.	SCRUGGS, Paul-XU	JR	16	65	24	25	179	11.2
28.	SAMUELS, Jermaine-VU	JR	17	62	13	44	181	10.6
29.	JEFFERSON, Damien-CU	JR	18	82	6	21	191	10.6
30.	RHODEN, Jared-SHU	SO	18	62	25	29	178	9.9

REBOUNDING

##	Player-Team	Cl	G	OFF	DEF	TOT	Avg/G
1.	JONES, Tyrique-XU	SR	18	80	137	217	12.1
2.	REED, Paul-DPU	JR	15	54	102	156	10.4
3.	ROBINSON-EARL, J.-VU	FR	18	43	129	172	9.6
4.	MCDERMOTT, Sean-BU	SR	18	24	109	133	7.4
5.	DIALLO, Alpha-PC	SR	18	51	70	121	6.7
6.	PICKETT, Jamorko-GU	JR	18	31	88	119	6.6
7.	RHODEN, Jared-SHU	SO	18	22	95	117	6.5
8.	NZE, Bryce-BU	JR	18	40	76	116	6.4
9.	JOHNSON, Jayce-MU	SR	17	41	68	109	6.4
10.	MARSHALL, Naji-XU	JR	18	27	88	115	6.4
11.	CHAMPAGNIE, Julian-SJU	FR	18	33	81	114	6.3
12.	GILL, Romaro-SHU	SR	18	35	73	108	6.0
13.	SAMUELS, Jermaine-VU	JR	17	24	74	98	5.8
14.	BAILEY, Brendan-MU	SO	18	31	72	103	5.7
15.	JEFFERSON, Damien-CU	JR	18	35	66	101	5.6
16.	JOHN, Theo-MU	JR	18	37	61	98	5.4
17.	BALLOCK, Mitch-CU	JR	18	5	89	94	5.2
18.	WEEMS, Romeo-DPU	FR	18	36	55	91	5.1
19.	WAHAB, Qudus-GU	FR	18	33	55	88	4.9
20.	WATSON, Nate-PC	JR	18	52	35	87	4.8
	MCEWEN, Koby-MU	JR	18	7	80	87	4.8

FIELD GOAL PCT (MIN. 3.0 MADE PER GAME)

##	Player-Team	Cl	G	FG	FGA	Pct
1.	GILL, Romaro-SHU	SR	18	66	104	.635
2.	NZE, Bryce-BU	JR	18	63	103	.612
3.	BISHOP, Christian-CU	SO	18	60	99	.606
4.	JEFFERSON, Damien-CU	JR	18	82	137	.599
5.	JONES, Tyrique-XU	SR	18	98	173	.566
6.	BUTZ, Jaylen-DPU	JR	17	59	109	.541
7.	WATSON, Nate-PC	JR	18	58	114	.509
8.	REED, Paul-DPU	JR	15	90	180	.500
	RHODEN, Jared-SHU	SO	18	62	124	.500
10.	GOLDEN, Bryce-BU	SO	18	55	115	.478
11.	MOSELY, Jagan-GU	SR	18	54	114	.474
12.	BEY, Saddiq-VU	SO	18	106	226	.469
13.	THOMPSON, Aaron-BU	JR	14	42	90	.467
14.	ZEGAROWSKI, Marcus-CU	SO	18	93	202	.460
15.	SAMUELS, Jermaine-VU	JR	17	62	136	.456

3-POINT FG PCT (MIN. 1.0 MADE PER GAME)

##	Player-Team	Cl	G	3FG	FGA	Pct
1.	BEY, Saddiq-VU	SO	18	59	122	.484
2.	ZEGAROWSKI, Marcus-CU	SO	18	41	90	.456
3.	ALLEN, Terrell-GU	SR	18	18	40	.450
4.	RHODEN, Jared-SHU	SO	18	25	56	.446
5.	BALLOCK, Mitch-CU	JR	18	55	129	.426
6.	SCRUGGS, Paul-XU	JR	16	24	58	.414
7.	REEVES, A.J.-PC	SO	16	28	68	.412
8.	MOORE, Justin-VU	FR	18	39	100	.390
9.	DIALLO, Alpha-PC	SR	18	21	54	.389
10.	TANDY, KyKy-XU	FR	18	28	73	.384
11.	MAHONEY, Denzel-CU	JR	18	24	63	.381
12.	WILLIAMS JR, Greg-SJU	SO	17	17	45	.378
13.	HOWARD, Markus-MU	SR	18	75	199	.377
14.	ALEXANDER, Ty-Shon-CU	JR	18	47	125	.376
15.	DUKE, David-PC	SO	18	22	59	.373

FREE THROW PCT (MIN. 2.0 MADE PER GAME)

##	Player-Team	Cl	G	FTM	FTA	Pct
1.	MAHONEY, Denzel-CU	JR	18	53	59	.898
2.	ALEXANDER, Ty-Shon-CU	JR	18	71	81	.877
3.	BLAIR, Jahvon-GU	JR	18	39	45	.867
	MCDERMOTT, Sean-BU	SR	18	39	45	.867
5.	PIPKINS, Luwane-PC	Grad.	18	51	59	.864
6.	HOWARD, Markus-MU	SR	18	132	154	.857
7.	MOSELY, Jagan-GU	SR	18	49	58	.845
8.	ALLEN, Terrell-GU	SR	18	50	60	.833
9.	MCKNIGHT, Quincy-SHU	SR	18	64	77	.831
10.	COLEMAN-LANDS, Jalen-DPU	SR	18	44	53	.830
11.	BALDWIN, Kamar-BU	SR	18	64	78	.821
12.	GILLESPIE, Collin-VU	JR	18	52	64	.813
13.	MOORE, Charlie-DPU	JR	18	70	87	.805
14.	POWELL, Myles-SHU	SR	18	81	101	.802
15.	MCEWEN, Koby-MU	JR	18	54	68	.794

ASSISTS

##	Player-Team	Cl	G	Assists	Avg/G
1.	MCKNIGHT, Quincy-SHU	SR	18	114	6.33
2.	MOORE, Charlie-DPU	JR	18	100	5.56
3.	ZEGAROWSKI, Marcus-CU	SO	18	94	5.22
4.	GILLESPIE, Collin-VU	JR	18	76	4.22
	ALLEN, Terrell-GU	SR	18	76	4.22
	MARSHALL, Naji-XU	JR	18	76	4.22
7.	MOSELY, Jagan-GU	SR	18	74	4.11
8.	THOMPSON, Aaron-BU	JR	14	51	3.64
9.	DUNN, Rasheem-SJU	JR	18	62	3.44
10.	POWELL, Myles-SHU	SR	18	61	3.39
	BALDWIN, Kamar-BU	SR	18	61	3.39

2019-20 Individual & Team Statistics

STEALS

##	Player-Team	Cl	G	Steals	Avg/G
1.	REED, Paul-DPU	JR	15	31	2.07
2.	FIGUEROA, LJ-SJU	JR	18	34	1.89
3.	DUKE, David-PC	SO	18	31	1.72
	RUTHERFORD, Nick-SJU	Grad.	18	31	1.72
5.	WILLIAMS JR, Greg-SJU	SO	17	28	1.65
6.	ALLEN, Terrell-GU	SR	18	29	1.61
	ALEXANDER, Ty-Shon-CU	JR	18	29	1.61
8.	POWELL, Myles-SHU	SR	18	25	1.39
	MCKNIGHT, Quincy-SHU	SR	18	25	1.39
10.	MOSELY, Jagan-GU	SR	18	24	1.33
11.	MARSHALL, Naji-XU	JR	18	23	1.28
12.	ZEGAROWSKI, Marcus-CU	SO	18	22	1.22
13.	ANIM, Sacar-MU	SR	18	21	1.17
	MOORE, Charlie-DPU	JR	18	21	1.17
	WEEMS, Romeo-DPU	FR	18	21	1.17
	DIALLO, Alpha-PC	SR	18	21	1.17
	BALDWIN, Kamar-BU	SR	18	21	1.17

BLOCKED SHOTS

##	Player-Team	Cl	G	Blocks	Avg/G
1.	GILL, Romaro-SHU	SR	18	61	3.39
2.	REED, Paul-DPU	JR	15	32	2.13
3.	JOHN, Theo-MU	JR	18	30	1.67
4.	BISHOP, Christian-CU	SO	18	22	1.22
5.	JONES, Tyrique-XU	SR	18	21	1.17
6.	ONGENDA, Nick-DPU	FR	17	18	1.06
7.	OBIAGU, Ike-SHU	SO	18	18	1.00
	CHAMPAGNIE, Julian-SJU	FR	18	18	1.00
	DIALLO, Alpha-PC	SR	18	18	1.00
10.	PICKETT, Jamorko-GU	JR	18	17	0.94
	WAHAB, Qudus-GU	FR	18	17	0.94
12.	WEEMS, Romeo-DPU	FR	18	15	0.83
13.	ROBERTS, Josh-SJU	SO	16	12	0.75
14.	NZE, Bryce-BU	JR	18	13	0.72
15.	BUTZ, Jaylen-DPU	JR	17	12	0.71

ASSIST/TURNOVER RATIO (MIN. 3.0 ASSISTS/GAME)

##	Player-Team	Cl	G	Asst	Avg	Turn	Avg	Ratio
1.	BALLOCK, Mitch-CU	JR	18	60	3.3	17	0.9	3.53
2.	GILLESPIE, Collin-VU	JR	18	76	4.2	29	1.6	2.62
3.	MCKNIGHT, Quincy-SHU	SR	18	114	6.3	46	2.6	2.48
4.	RUTHERFORD, Nick-SJU	Grad.	18	57	3.2	24	1.3	2.38
5.	ZEGAROWSKI, Marcus-CU	SO	18	94	5.2	49	2.7	1.92
6.	BALDWIN, Kamar-BU	SR	18	61	3.4	32	1.8	1.91
7.	DUNN, Rasheem-SJU	JR	18	62	3.4	33	1.8	1.88
8.	MOSELY, Jagan-GU	SR	18	74	4.1	40	2.2	1.85
9.	THOMPSON, Aaron-BU	JR	14	51	3.6	28	2.0	1.82
10.	ALLEN, Terrell-GU	SR	18	76	4.2	45	2.5	1.69

SCORING OFFENSE

##	Team	G	W-L	Pts	Avg/G
1.	Creighton	18	13-5	1402	77.9
2.	Marquette	18	8-10	1387	77.1
3.	Seton Hall	18	13-5	1344	74.7
4.	St. John's	18	5-13	1275	70.8
5.	Villanova	18	13-5	1272	70.7
6.	Providence	18	12-6	1269	70.5
7.	Georgetown	18	5-13	1263	70.2
8.	Xavier	18	8-10	1239	68.8
9.	Butler	18	10-8	1225	68.1
10.	DePaul	18	3-15	1188	66.0

SCORING DEFENSE

##	Team	G	Pts	Avg/G
1.	Providence	18	1198	66.6
2.	Villanova	18	1199	66.6
3.	Butler	18	1229	68.3
4.	Xavier	18	1263	70.2
5.	Seton Hall	18	1266	70.3
6.	Creighton	18	1279	71.1
7.	Georgetown	18	1354	75.2
8.	DePaul	18	1355	75.3
9.	St. John's	18	1360	75.6
10.	Marquette	18	1361	75.6

SCORING MARGIN

##	Team	G	OFF	DEF	Margin
1.	Creighton	18	77.9	71.1	+6.8
2.	Seton Hall	18	74.7	70.3	+4.3
3.	Villanova	18	70.7	66.6	+4.1
4.	Providence	18	70.5	66.6	+3.9
5.	Marquette	18	77.1	75.6	+1.4
6.	Butler	18	68.1	68.3	-0.2
7.	Xavier	18	68.8	70.2	-1.3
8.	St. John's	18	70.8	75.6	-4.7
9.	Georgetown	18	70.2	75.2	-5.1
10.	DePaul	18	66.0	75.3	-9.3

FREE THROW PCT

##	Team	G	FTM	FTA	Pct
1.	Georgetown	18	270	345	.783
2.	Marquette	18	298	387	.770
3.	Creighton	18	236	308	.766
4.	Villanova	18	213	284	.750
5.	Butler	18	208	281	.740
6.	Seton Hall	18	280	382	.733
7.	Providence	18	277	383	.723
8.	St. John's	18	217	309	.702
9.	DePaul	18	233	346	.673
10.	Xavier	18	201	314	.640

FIELD GOAL PERCENTAGES

##	Team	G	FG	FGA	Pct
1.	Creighton	18	495	1052	.471
2.	Seton Hall	18	463	1031	.449
3.	Butler	18	448	1004	.446
4.	Xavier	18	459	1064	.431
5.	Villanova	18	443	1045	.424
6.	Marquette	18	455	1080	.421
7.	Providence	18	431	1039	.415
8.	Georgetown	18	439	1066	.412
9.	DePaul	18	433	1065	.407
10.	St. John's	18	467	1175	.397

FIELD GOAL PCT DEFENSE

##	Team	G	FG	FGA	Pct
1.	Seton Hall	18	449	1099	.409
2.	Butler	18	413	1006	.411
3.	Providence	18	409	980	.417
4.	Xavier	18	459	1088	.422
5.	Villanova	18	448	1060	.423
6.	Creighton	18	479	1125	.426
7.	DePaul	18	448	1029	.435
8.	Marquette	18	483	1106	.437
9.	St. John's	18	457	1044	.438
10.	Georgetown	18	488	1084	.450

2019-20 Team Statistics

3-POINT FG PCT

##	Team	G	FG	FGA	Pct
1.	Creighton	18	176	446	.395
2.	Marquette	18	179	501	.357
3.	Villanova	18	173	502	.345
4.	Georgetown	18	115	334	.344
5.	Providence	18	130	387	.336
6.	Butler	18	121	367	.330
7.	Seton Hall	18	138	420	.329
8.	Xavier	18	120	369	.325
9.	St. John's	18	124	382	.325
10.	DePaul	18	89	315	.283

3-POINT FG PCT DEFENSE

##	Team	G	FG	FGA	Pct
1.	Providence	18	107	357	.300
2.	Xavier	18	127	407	.312
3.	Creighton	18	141	432	.326
4.	St. John's	18	144	438	.329
5.	Seton Hall	18	126	383	.329
6.	Villanova	18	107	324	.330
7.	Marquette	18	134	395	.339
8.	Butler	18	139	379	.367
9.	DePaul	18	165	449	.367
10.	Georgetown	18	175	459	.381

REBOUNDING OFFENSE

##	Team	G	Reb	Avg/G
1.	Marquette	18	713	39.6
2.	Xavier	18	693	38.5
3.	Seton Hall	18	659	36.6
4.	Providence	18	652	36.2
5.	DePaul	18	650	36.1
6.	Villanova	18	646	35.9
7.	Georgetown	18	641	35.6
8.	Butler	18	638	35.4
9.	St. John's	18	634	35.2
10.	Creighton	18	600	33.3

REBOUNDING DEFENSE

##	Team	G	Reb	Avg/G
1.	Butler	18	573	31.8
2.	Providence	18	622	34.6
3.	Marquette	18	626	34.8
4.	Xavier	18	635	35.3
5.	Villanova	18	641	35.6
6.	Seton Hall	18	654	36.3
7.	Georgetown	18	661	36.7
8.	DePaul	18	667	37.1
9.	Creighton	18	676	37.6
10.	St. John's	18	771	42.8

BLOCKED SHOTS

##	Team	G	Blocks	Avg/G
1.	Butler	18	573	31.8
2.	Providence	18	622	34.6
3.	Marquette	18	626	34.8
4.	Xavier	18	635	35.3
5.	Villanova	18	641	35.6
6.	Seton Hall	18	654	36.3
7.	Georgetown	18	661	36.7
8.	DePaul	18	667	37.1
9.	Creighton	18	676	37.6
10.	St. John's	18	771	42.8

ASSISTS

##	Team	G	Assists	Avg/G
1.	Creighton	18	291	16.17
2.	Seton Hall	18	266	14.78
3.	St. John's	18	265	14.72
4.	Xavier	18	259	14.39
5.	Georgetown	18	248	13.78
6.	Villanova	18	240	13.33
7.	Marquette	18	226	12.56
8.	Providence	18	223	12.39
9.	DePaul	18	221	12.28
10.	Butler	18	205	11.39

STEALS

##	Team	G	Steals	Avg/G
1.	St. John's	18	175	9.72
2.	Providence	18	129	7.17
3.	DePaul	18	127	7.06
4.	Creighton	18	114	6.33
5.	Georgetown	18	109	6.06
6.	Seton Hall	18	108	6.00
7.	Butler	18	98	5.44
8.	Xavier	18	97	5.39
9.	Villanova	18	95	5.28
10.	Marquette	18	86	4.78

REBOUNDING MARGIN

##	Team	G	TEAM	Avg	OPP	Avg	Margin
1.	Marquette	18	713	39.6	626	34.8	+4.8
2.	Butler	18	638	35.4	573	31.8	+3.6
3.	Xavier	18	693	38.5	635	35.3	+3.2
4.	Providence	18	652	36.2	622	34.6	+1.7
5.	Villanova	18	646	35.9	641	35.6	+0.3
	Seton Hall	18	659	36.6	654	36.3	+0.3
7.	DePaul	18	650	36.1	667	37.1	-0.9
8.	Georgetown	18	641	35.6	661	36.7	-1.1
9.	Creighton	18	600	33.3	676	37.6	-4.2
10.	St. John's	18	634	35.2	771	42.8	-7.6

TURNOVER MARGIN

##	Team	G	TEAM	Avg	OPP	Avg	Margin
1.	St. John's	18	179	9.9	284	15.8	+5.83
2.	Creighton	18	191	10.6	211	11.7	+1.11
3.	Georgetown	18	213	11.8	225	12.5	+0.67
4.	Villanova	18	182	10.1	190	10.6	+0.44
5.	DePaul	18	261	14.5	264	14.7	+0.17
6.	Providence	18	234	13.0	236	13.1	+0.11
7.	Seton Hall	18	231	12.8	218	12.1	-0.72
8.	Butler	18	213	11.8	187	10.4	-1.44
9.	Xavier	18	249	13.8	204	11.3	-2.50
10.	Marquette	18	233	12.9	167	9.3	-3.67

ASSIST/TURNOVER RATIO

##	Team	G	Asst	Avg	Turn	Avg	Ratio
1.	Creighton	18	291	16.2	191	10.6	1.52
2.	St. John's	18	265	14.7	179	9.9	1.48
3.	Villanova	18	240	13.3	182	10.1	1.32
4.	Georgetown	18	248	13.8	213	11.8	1.16
5.	Seton Hall	18	266	14.8	231	12.8	1.15
6.	Xavier	18	259	14.4	249	13.8	1.04
7.	Marquette	18	226	12.6	233	12.9	0.97
8.	Butler	18	205	11.4	213	11.8	0.96
9.	Providence	18	223	12.4	234	13.0	0.95
10.	DePaul	18	221	12.3	261	14.5	0.85

2019-20 Game Highs

INDIVIDUAL PLAYER GAME HIGHS (ALL GAMES)**Points**

- 51 HOWARD, Markus (Marquette) vs. Southern Cal (11/29/19)
- 42 HOWARD, Markus (Marquette) at Georgetown (1/18/20)

Field goals made

- 15 YURTSEVEN, Omer (Georgetown) vs. Samford (12/21/19)
- 14 HOWARD, Markus (Marquette) vs. Southern Cal (11/29/19)
- 14 HOWARD, Markus (Marquette) vs. Providence (1/7/20)
- 14 HOWARD, Markus (Marquette) at Georgetown (1/18/20)

Field goal attempts

- 33 HOWARD, Markus (Marquette) vs. Providence (1/7/20)
- 31 HOWARD, Markus (Marquette) at Georgetown (1/18/20)

Field goal percentage

- .909 (10-11) MCDERMOTT, Sean (Butler) vs. IUPUI (11/6/19)
- .900 (9-10) JONES, Tyrique (Xavier) at Seton Hall (2/1/20)

3-Pt FG made

- 9 HOWARD, Markus (Marquette) vs. Southern Cal (11/29/19)
- 8 BEY, Saddiq (Villanova) vs. Georgetown (1/11/20)

3-Pt FG attempts

- 18 HOWARD, Markus (Marquette) at Butler (1/24/20)
- 17 HOWARD, Markus (Marquette) vs. Southern Cal (11/29/19)

3-Pt percentage

- 1.000 (7-7) ZEGAROWSKI, Marcus (Creighton) vs. Butler (2/23/20)
- 1.000 (5-5) DIALLO, Alpha (Providence) vs. Seton Hall (2/15/20)
- 1.000 (5-5) ZEGAROWSKI, Marcus (Creighton) vs. Seton Hall (3/7/20)

Free throws made

- 15 HOWARD, Markus (Marquette) at Providence (2/22/20)
- 14 HOWARD, Markus (Marquette) vs. Southern Cal (11/29/19)

Free throw attempts

- 20 DIALLO, Alpha (Providence) vs. Florida (12/17/19)
- 17 HOWARD, Markus (Marquette) vs. Southern Cal (11/29/19)
- 17 HOWARD, Markus (Marquette) at Providence (2/22/20)

Free throw percentage

- 1.000 (12-12) HOWARD, Markus (Marquette) vs. Villanova (1/4/20)
- 1.000 (11-11) MCCLUNG, Mac (Georgetown) vs. Texas (11/21/19)
- (three players had 10-10, two had 9-9, six had 8-8)*

Rebounds

- 18 REED, Paul (DePaul) vs. Buffalo (12/8/19)
- 18 JONES, Tyrique (Xavier) at Seton Hall (2/1/20)
- 18 JONES, Tyrique (Xavier) at DePaul (2/4/20)
- 18 JONES, Tyrique (Xavier) vs. Providence (2/8/20)

Assists

- 13 MOORE, Charlie (DePaul) vs. Central Michigan (11/26/19)
- 13 MCKNIGHT, Quincy (Seton Hall) at Butler (1/15/20)

Steals

- 7 FIGUEROA, LJ (St. John's) vs. Seton Hall (1/18/20)
- 7 REED, Paul (DePaul) vs. Xavier (2/4/20)

Blocked shots

- 8 JOHN Theo (Marquette) vs. Loyola Maryland (11/5/19)
- 8 REED, Paul (DePaul) at Minnesota (11/29/19)
- 8 GILL, Romaro (Seton Hall) vs. Providence (1/22/20)
- 8 GILL, Romaro (Seton Hall) at Georgetown (2/5/20)

Turnovers

- 8 MOORE, Charlie (DePaul) vs. Buffalo (12/8/19)
- 8 SCRUGGS, Paul (Xavier) vs. Western Carolina (12/18/19)
- 8 MARSHALL, Naji (Xavier) vs. St. John's (1/5/20)
- 8 MOORE, Charlie (DePaul) at Seton Hall (1/29/20)

TEAM GAME HIGHS (ALL GAMES)**Points**

- 109 St. John's vs. Mercer (11/6/19)
- 106 Providence vs. Sacred Heart (11/05/19)
- 106 Marquette vs. Central Arkansas (12/28/19)

Margin

- 52 (106-54) Marquette vs. Central Arkansas (12/28/19)
- 46 (106-60) Providence vs. Sacred Heart (11/05/19)

Field goals made

- 39 Providence vs. Sacred Heart (11/05/19)
- 38 St. John's vs. Mercer (11/6/19)
- 38 Villanova vs. Middle Tennessee St (11/21/19)
- 38 Georgetown vs. Samford (12/21/19)

Field goal attempts

- 78 Georgetown vs. Samford (12/21/19)
- 76 Providence vs. Sacred Heart (11/05/19)
- 76 St. John's vs. Mercer (11/6/19)
- 76 St. John's vs. Central Conn. State (11/9/19)
- 76 St. John's vs. Xavier (2/17/20)

Field goal percentage

- .617 (37-60) Seton Hall vs. Wagner (11/05/19)
- .614 (35-57) DePaul at Iowa (11/11/19)

3-Pt FG made

- 18 Villanova vs. Middle Tennessee St (11/21/19)
- 18 Villanova at DePaul (02/19/20)

3-Pt FG attempts

- 41 Villanova vs. Kansas (12/21/19)
- 38 Villanova vs. Middle Tennessee St (11/21/19)
- 38 Villanova at Marquette (1/4/20)
- 38 Marquette at Butler (1/24/20)

3-Pt percentage

- .692 (18-26) Villanova at DePaul (2/19/20)
- .667 (10-15) Georgetown at Butler (2/15/20)

Free throws made

- 40 Georgetown vs. Georgia State (11/17/19)
- 31 DePaul vs. Marquette (3/3/20)

Free throw attempts

- 51 Georgetown vs. Georgia State (11/17/19)
- 38 Marquette vs. Davidson (11/28/19)

Free throw percentage

- 1.000 (14-14) Georgetown at Oklahoma State (12/04/19)
- 1.000 (13-13) Marquette vs. Xavier (01/15/20)

Rebounds

- 55 Georgetown vs. Central Arkansas (11/10/19)
- 54 Villanova vs. Army West Point (11/05/19)

Assists

- 31 Providence vs. Sacred Heart (11/05/19)
- 27 Villanova vs. Middle Tennessee St (11/21/19)
- 27 Marquette vs. Grambling (12/17/19)

Steals

- 18 Creighton vs. DePaul (02-15-20)
- 16 St. John's vs. Butler (12/31/19)
- 16 St. John's at Georgetown (3/11/20)

Blocked shots

- 15 Seton Hall vs. Maryland (12/19/19)
- 12 Georgetown vs. Duke (11/22/19)

Turnovers

- 26 DePaul at Cleveland State (12/18/19)
- 24 Georgetown vs. Duke (11/22/19)
- 24 Butler at St. John's (12/31/19)

Fouls

- 31 Marquette vs. Southern California (11/29/19)
- 30 Georgetown vs. Duke (11/22/19)

INDIVIDUAL PLAYER GAME HIGHS

(CONFERENCE GAMES ONLY)

Points

- 42 HOWARD, Markus (Marquette) at Georgetown (1/18/20)
- 39 HOWARD, Markus (Marquette) vs. Providence (1/7/20)

Field goals made

- 14 HOWARD, Markus (Marquette) vs. Providence (1/7/20)
- 14 HOWARD, Markus (Marquette) at Georgetown (1/18/20)

Field goal attempts

- 33 HOWARD, Markus (Marquette) vs. Providence (1/7/20)
- 31 HOWARD, Markus (Marquette) at Georgetown (1/18/20)

Field goal percentage

- .900 (9-10) JONES, Tyrique (Xavier) at Seton Hall (2/1/20)
- .889 (8-9) REED, Paul (DePaul) vs. Butler (1/18/20)
- .889 (8-9) JEFFERSON, Damien (Creighton) at St. John's (3/1/20)

3-Pt FG made

- 8 BEY, Saddiq (Villanova) vs. Georgetown (1/11/20)
- 7 FIGUEROA, LJ (St. John's) at DePaul (1/25/20)
- 7 MCDERMOTT, Sean (Butler) at Georgetown (1/28/20)
- 7 ZEGAROWSKI, Marcus (Creighton) vs. Butler (2/23/20)
- 7 WILLIAMS JR, Greg (St. John's) vs. Creighton (3/1/20)

3-Pt FG attempts

- 18 HOWARD, Markus (Marquette) at Butler (1/24/20)
- 15 HOWARD, Markus (Marquette) vs. DePaul (2/1/20)

3-Pt percentage

- 1.000 (7-7) ZEGAROWSKI, Marcus (Creighton) vs. Butler (2/23/20)
- 1.000 (5-5) DIALLO, Alpha (Providence) vs. Seton Hall (2/15/20)
- 1.000 (5-5) ZEGAROWSKI, Marcus (Creighton) vs. Seton Hall (3/7/20)

Free throws made

- 15 HOWARD, Markus (Marquette) at Providence (2/22/20)
- 12 HOWARD, Markus (Marquette) vs. Villanova (1/4/20)
- 12 HOWARD, Markus (Marquette) vs. St. John's (1/21/20)
- 12 MCKNIGHT, Quincy (Seton Hall) at Providence (2/15/20)

Free throw attempts

- 17 HOWARD, Markus (Marquette) at Providence (2/22/20)
- 15 POWELL, Myles (Seton Hall) at DePaul (12/30/19)

Free throw percentage

- 1.000 (12-12) HOWARD, Markus (Marquette) vs. Villanova (1/4/20)
- 1.000 (10-10) PIPKINS, Luwane (Providence) at Butler (2/1/20)
- 1.000 (9-9) BLAIR, Jahvon (Georgetown) vs. Seton Hall (2/5/20)
- 1.000 (8-8) POWELL, Myles (Seton Hall) vs. Providence (1/22/20)
- 1.000 (8-8) ALLEN, Terrell (Georgetown) vs. DePaul (2/8/20)
- 1.000 (8-8) DIALLO, Alpha (Providence) vs. Marquette (2/22/20)
- 1.000 (8-8) MOSELY, Jagan (Georgetown) at Marquette (2/26/20)

Rebounds

- 18 JONES, Tyrique (Xavier) at Seton Hall (2/1/20)
- 18 JONES, Tyrique (Xavier) at DePaul (2/4/20)
- 18 JONES, Tyrique (Xavier) vs. Providence (2/8/20)

Assists

- 13 MCKNIGHT, Quincy (Seton Hall) at Butler (1/15/20)
- 12 MOORE, Charlie (DePaul) at St. John's (1/11/20)

Steals

- 7 FIGUEROA, LJ (St. John's) vs. Seton Hall (1/18/20)
- 7 REED, Paul (DePaul) vs. Xavier (2/4/20)

Blocked shots

- 8 GILL, Romaro (Seton Hall) vs. Providence (1/22/20)
- 8 GILL, Romaro (Seton Hall) at Georgetown (2/5/20)

Turnovers

- 8 MOORE, Charlie (DePaul) vs. Seton Hall (12/30/19)
- 8 MARSHALL, Naji (Xavier) vs. St. John's (1/5/20)
- 8 MOORE, Charlie (DePaul) at Seton Hall (1/29/20)

2019-20 Team Highs & Opponent Game Lows

TEAM GAME HIGHS

(CONFERENCE GAMES ONLY)

Points

94	Creighton vs. St. John's (2/8/20)
93	Creighton vs. DePaul (2/15/20)
93	Marquette vs. Georgetown (2/26/20)
93	Providence vs. DePaul (3/7/20)

Margin

38 (93-55)	Providence vs. DePaul (3/7/20)
29 (93-64)	Creighton vs. DePaul (2/15/20)

Field goals made

35	Creighton vs. St. John's (2/8/20)
34	Marquette vs. Georgetown (2/26/20)

Field goal attempts

76	St. John's vs. Xavier (2/17/20)
75	St. John's vs. Seton Hall (1/18/20)

Field goal percentage

.603 (35-58)	Creighton vs. St. John's (2/8/20)
.579 (33-57)	Creighton vs. DePaul (2/15/20)

3-Pt FG made

18	Villanova at DePaul (2/19/20)
17	Creighton vs. Georgetown (3/4/20)

3-Pt FG attempts

38	Villanova at Marquette (1/4/20)
38	Marquette at Butler (1/24/20)

3-Pt percentage

.692 (18-26)	Villanova at DePaul (2/19/20)
.667 (10-15)	Georgetown at Butler (2/15/20)

Free throws made

31	DePaul vs. Marquette (3/3/20)
29	Marquette vs. DePaul (2/1/20)

Free throw attempts

36	Providence at Marquette (1/7/20)
36	St. John's vs. Marquette (3/7/20)

Free throw percentage

1.000 (13-13)	Marquette vs. Xavier (1/15/20)
1.000 (8-8)	Creighton vs. Georgetown (3/4/20)
1.000 (5-5)	Villanova at Xavier (2/22/20)

Rebounds

51	Xavier at Seton Hall (2/1/20)
51	Xavier at St. John's (2/17/20)

Assists

25	Creighton vs. DePaul (2/15/20)
23	St. John's vs. DePaul (1/11/20)
23	Marquette vs. Georgetown (2/26/20)
23	Seton Hall at Marquette (2/29/20)
23	St. John's vs. Creighton (3/1/20)

Steals

18	Creighton vs. DePaul (2/15/20)
16	St. John's vs. Butler (12/31/19)

Blocked shots

11	Seton Hall at Georgetown (2/5/20)
10	DePaul vs. Providence (1/4/20)
10	Seton Hall at St. John's (1/18/20)
10	Marquette vs. St. John's (1/21/20)

Turnovers

24	Butler at St. John's (12/31/19)
23	Providence at St. John's (2/12/20)
23	Xavier at Georgetown (3/1/20)

Fouls

28	Seton Hall at Providence (2/15/20)
26	Marquette at DePaul (3/3/20)

OPPONENT GAME LOWS

(ALL GAMES)

Points

36	Butler vs. La.-Monroe (12/28/19)
41	Butler vs. Southern U (12/14/19)

Field goals made

14	Butler vs. Southern U (12/14/19)
14	Seton Hall vs. Maryland (12/19/19)
14	Butler vs. La.-Monroe (12/28/19)

Field goal attempts

40	Providence vs. Col. of Charleston (11/29/19)
44	Xavier vs. Missouri State (11/15/19)
44	Providence at Georgetown (2/19/20)

Field goal percentage

.233 (14-60)	Butler vs. La.-Monroe (12/28/19)
.258 (17-66)	DePaul vs. Alcorn State (11/5/19)

3-Pt FG made

0	Marquette vs. Davidson (11/28/19)
1	Villanova vs. Xavier (12/30/19)
1	Xavier vs. St. John's (1/5/20)
1	Providence at Butler (2/1/20)
1	Butler vs. DePaul (2/29/20)

3-Pt FG attempts

10	Providence vs. Long Beach State (11/28/19)
10	Marquette vs. DePaul (2/1/20)

3-Pt percentage

.000 (0-15)	Marquette vs. Davidson (11/28/19)
.063 (1-16)	Xavier vs. St. John's (1/5/20)

Free throws made

1	St. John's vs. Columbia (11/20/19)
2	Butler vs. IUPUI (11/6/19)
2	Creighton vs. Seton Hall (3/7/20)

Free throw attempts

3	St. John's vs. Columbia (11/20/19)
3	Villanova vs. Connecticut (1/18/20)

2019-20 Opponent Game Lows

Free throw percentage

.250 (2-8) Butler vs. IUPUI (11/6/19)
.286 (2-7) Creighton vs. Seton Hall (3/7/20)

Rebounds

20 Butler vs. Missouri (11/25/19)
22 Xavier at Seton Hall (2/1/20)

Assists

4 Villanova at Providence (1/25/20)
4 Providence vs. Marquette (2/22/20)
4 Butler vs. DePaul (2/29/20)

Steals

0 Villanova at Butler (2/5/20)
1 Creighton vs. Midland (12/28/19)
1 Creighton vs. Marquette (1/1/20)
1 Butler vs. Creighton (1/4/20)
1 St. John's at Xavier (1/5/20)
1 Villanova vs. Connecticut (1/18/20)
1 Creighton vs. St. John's (02-08-20)

Blocked shots

0 Several

Turnovers

3 Butler vs. Villanova (2/5/20)
4 Xavier at St. John's (2/17/20)
4 Villanova vs. St. John's (2/26/20)

Fouls

7 Creighton at Michigan (11/12/19)
8 Butler vs. La.-Monroe (12/28/19)
8 St. John's vs. Villanova (1/28/20)

OPPONENT GAME LOWS

(CONFERENCE GAMES ONLY)

Points

42 Butler vs. DePaul (2/29/20)
54 Providence at Villanova (2/29/20)

Field goals made

17 Seton Hall vs. Marquette (1/11/20)
17 Providence at Georgetown (2/19/20)
17 Villanova vs. Providence (2/29/20)
17 Marquette at DePaul (3/3/20)

Field goal attempts

44 Providence at Georgetown (2/19/20)
45 Providence vs. Butler (1/10/20)
45 Butler at DePaul (1/18/20)
45 Providence at Seton Hall (1/22/20)
45 Providence at Butler (2/1/20)

Field goal percentage

.304 (17-56) Marquette at DePaul (3/3/20)
.308 (20-65) St. John's at DePaul (1/25/20)

3-Pt FG made

1 Villanova vs. Xavier (12/30/19)
1 Xavier vs. St. John's (1/5/20)
1 Providence at Butler (2/1/20)
1 Butler vs. DePaul (2/29/20)

3-Pt FG attempts

10 Marquette vs. DePaul (2/1/20)
11 Villanova vs. Xavier (12/30/19)

3-Pt percentage

.063 (1-16) Xavier vs. St. John's (1/5/20)
.071 (1-14) Providence at Butler (2/1/20)

Free throws made

2 Creighton vs. Seton Hall (3/7/20)
3 Marquette vs. Villanova (1/4/20)
3 Villanova at St. John's (1/28/20)
3 Xavier vs. DePaul (2/25/20)

Free throw attempts

4 Villanova at St. John's (1/28/20)
5 Marquette vs. Villanova (1/4/20)
5 Providence vs. Creighton (2/5/20)
5 Xavier vs. Villanova (2/22/20)

Free throw percentage

.286 (2-7) Creighton vs. Seton Hall (3/7/20)
.364 (4-11) Creighton vs. DePaul (2/15/20)

Rebounds

22 Xavier at Seton Hall (2/1/20)
24 Butler at St. John's (12/31/19)
24 Seton Hall at Creighton (3/7/20)

Assists

4 Villanova at Providence (1/25/20)
4 Providence vs. Marquette (2/22/20)
4 Butler vs. DePaul (2/29/20)

Steals

0 Villanova at Butler (2/5/20)
1 Creighton vs. Marquette (1/1/20)
1 Butler vs. Creighton (1/4/20)
1 St. John's at Xavier (1/5/20)
1 Creighton vs. St. John's (2/8/20)

Blocked shots

0 Several

Turnovers

3 Butler vs. Villanova (2/5/20)
4 Xavier at St. John's (2/17/20)
4 Villanova vs. St. John's (2/26/20)

Fouls

8 St. John's vs. Villanova (1/28/20)
9 Creighton at Providence (2/5/20)

BIG EAST in the Polls



ASSOCIATED PRESS POLL

FINAL	##	School	Record	Pts
	1	Kansas (63)	28-3	1623
	2	Gonzaga (2)	31-2	1547
	3	Dayton	29-2	1505
	4	Florida State	26-5	1381
	5	Baylor	26-4	1337
	6	San Diego State	30-2	1279
	7	Creighton	24-7	1154
	8	Kentucky	25-6	1118
	9	Michigan State	22-9	1023
	10	Villanova	22-7	1011
	11	Duke	25-6	990
	12	Maryland	24-7	924
	13	Oregon	24-7	892
	14	Louisville	24-7	768
	15	Seton Hall	21-9	727
	16	Virginia	23-7	586
	17	Wisconsin	21-10	539
	18	BYU	24-8	537
	19	Ohio State	21-10	459
	20	Auburn	25-6	453
	21	Illinois	21-10	263
	22	Houston	23-8	179
	23	Butler	22-9	165
	24	West Virginia	21-10	159
	25	Iowa	20-11	109

Others receiving votes: Stephen F. Austin 78, East Tennessee State 66, **Providence 63**, Michigan 62, Utah State 36, Saint Mary's 33, Penn State 21, Arizona 7, Rutgers 6, Richmond 6, USC 4, New Mexico State 4, Texas Tech 3, UCLA 2, Vermont 2, Purdue 1, Belmont 1, Liberty 1, Utah 1.

USA TODAY POLL

FINAL	##	School	Record	Pts
	1	Kansas (29)	28-3	795
	2	Gonzaga (3)	31-2	760
	3	Dayton	29-2	741
	4	Baylor	26-4	677
	5	Florida State	26-5	656
	6	San Diego State	30-2	601
	7	Kentucky	25-6	569
	8	Duke	25-6	507
	9	Creighton	24-7	501
		Villanova	24-7	501
	11	Maryland	24-7	486
	12	Michigan State	22-9	472
	13	Louisville	24-7	427
	14	Oregon	24-7	405
	15	Seton Hall	21-9	387
	16	BYU	24-8	306
	17	Virginia	23-7	224
	18	Ohio State	21-10	218
	19	Wisconsin	21-10	216
	20	Auburn	25-6	213
	21	Butler	22-9	130
	22	Illinois	21-10	124
	23	Houston	23-8	110
	24	West Virginia	21-10	109
	25	Iowa	20-11	91

Others receiving votes: East Tennessee State 34, Penn State 32, Michigan 25, Arizona 18, Stephen F. Austin 15, Texas Tech 8, Liberty 8, LSU 5, Utah State 5, USC 4, Northern Iowa 4, **Providence 4**, Saint Mary's 4, Colorado 3, UCLA 3, Rutgers 2

2019-20 BIG EAST PRESEASON POLL

##	School	Points
1.	Seton Hall (5)	77
2.	Villanova (5)	76
3.	Xavier	52
T4.	Marquette	50
T4.	Providence	50
6.	Georgetown	49
7.	Creighton	45
8.	Butler	21
9.	St. John's	19
10.	DePaul	11

(First-place votes in parentheses)

BIG EAST VS. THE CONFERENCES

Conference	Record
America East	6-1
American	4-0
ACC	2-2
Atlantic Sun	6-0
Atlantic 10	5-1
Big Sky	0-0
Big South	0-0
Big Ten	8-8
Big 12	12-3
Big West	1-1
CAA	1-1
Conference USA	3-0
Horizon	4-0
Ivy 4-1	
MAAC	3-0
MAC	2-1
MEAC	1-0
Missouri Valley	1-0
Mountain West	0-1
NEC	8-0
Ohio Valley	1-0
Pac-12	4-2
Patriot	3-0
SEC4-2	
SoCon	4-1
Southland	3-0
SWAC	4-0
Summit	1-0
Sun Belt	2-0
West Coast	1-0
WAC	1-0
Independents	0-0
Non-Division I	2-0

WEEK-BY-WEEK IN THE NATIONAL POLLS

Week	BU	CU	DPU	GU	MU	PC	STJ	SHU	VU	XU
Preseason	-/-	rv/rv	-/-	rv/rv	rv/rv	rv/rv	-/-	12/13	10/10	19/21
Nov. 11	-/-	rv/-	-/-	-/-	rv/-	rv/-	-/-	12/-	10/-	21/-
Nov. 18	rv/rv	-/rv	-/-	-/-	rv/rv	rv/-	-/-	13/13	17/15	18/21
Nov. 25	rv/rv	-/-	-/rv	-/-	-/-	-/-	-/-	13/13	22/21	25/23
Dec. 2	24/24	-/-	rv/rv	-/-	-/-	-/-	-/-	16/15	23/22	rv/rv
Dec. 9	18/19	-/rv	rv/rv	rv/-	rv/rv	-/-	-/-	22/22	20/20	23/rv
Dec. 16	17/16	-/rv	rv/rv	rv/-	rv/rv	-/-	-/-	rv/rv	18/14	rv/rv
Dec. 23	12/11	rv/rv	rv/rv	rv/-	rv/rv	-/-	rv/-	rv/rv	10/9	rv/rv
Dec. 30	11/10	rv/rv	rv/rv	rv/-	rv/rv	-/-	rv/-	rv/rv	10/9	rv/rv
Jan. 6	6/6	rv/rv	-/-	-/-	rv/rv	-/-	-/-	rv/25	16/16	rv/rv
Jan. 13	5/5	25/rv	-/-	-/-	-/rv	-/rv	-/-	18/18	14/15	-/rv
Jan. 20	13/12	rv/rv	-/-	-/-	rv/rv	-/-	-/-	10/10	9/11	-/-
Jan. 27	16/17	rv/rv	-/-	-/-	-/rv	-/-	-/-	10/9	8/10	-/-
Feb. 3	19/19	21/22	-/-	-/-	rv/rv	-/-	-/-	12/13	10/12	-/-
Feb. 10	19/20	23/21	-/-	-/-	18/22	-/-	-/-	10/10	15/16	-/-
Feb. 17	21/23	15/15	-/-	-/-	19/19	-/-	-/-	16/14	12/13	-/-
Feb. 24	rv/rv	10/11	-/-	-/-	rv/rv	-/-	-/-	13/13	12/12	-/-
March 2	rv/25	11/14	-/-	-/-	rv/rv	rv/rv	-/-	8/7	14/12	-/-
March 9	24/21	7/9	-/-	-/-	-/-	rv/rv	-/-	16/15	11/8	-/-
Final	23/21	7/T9	-/-	-/-	-/-	rv/rv	-/-	15/15	10/T9	-/-



.....

THE RECORD BOOK



Single-Game, Single-Season Records

POINTS

Individual

Game: 53, Markus Howard (MU) at Creighton, 1-9-19
52, Markus Howard (MU) at Providence, 1-3-18
52, Marshon Brooks (PC) vs. Notre Dame, 2-23-11
Freshman Game: 41, Marco Lokar (SHU) vs. Pittsburgh, 2-20-90
Season: 517, Markus Howard (MU) 2019-20
498, Doug McDermott (CU), 2013-14
Freshman Season: 357, Allen Iverson (GU), 1994-95

Team

1st Half: 62, Providence at St. John's, 2-29-04
2nd Half: 67, Pittsburgh vs. Providence, 2-10-90
Game: 117, Pittsburgh vs. Providence, 2-10-90
Season: 1,584, Villanova, 2017-18
1,489, Connecticut, 1994-95
Fewest 1st Half: 11, Providence at Connecticut, 2-5-02
Fewest 2nd Half: 13, Pittsburgh vs. Georgetown, 2-18-87
Fewest Game: 36, Boston College vs. Georgetown, 1-27-88
Fewest Combined: 85 (45-40), Boston College vs. Providence, 2-26-00
Most Combined: 227 (116-111-40T), Gtown vs. Notre Dame, 2-9-02

SCORING AVERAGE

Individual

Season: 28.7, Markus Howard (MU), 2019-20
27.8, Troy Bell (BC), 2002-03
Freshman Season: 21.4, Carmelo Anthony (SU), 2002-03

Team

Season: 88.0, Villanova, 2017-18
83.6, Providence, 1989-90
Lowest Season: 54.6, USF, 2012-13

SCORING MARGIN

Team

Game: +48 (107-59), Syracuse def. DePaul, 3-5-11
Season: +13.9, Georgetown, 1984-85

DEFENSIVE AVERAGE

Team

Season: 56.9, USF, 2011-12
57.8, Georgetown, 2006-07

REBOUNDS

Individual

Game: 26, Michael Smith (PC) vs. Syracuse, 1-25-94
Freshman Game: 20, Danya Abrams (BC) vs. Providence, 1-22-94
Season: 253, Angel Delgado, (SHU), 2016-17
Freshman Season: 192, Angel Delgado (SHU), 2014-15

Team

Game: 64, St. John's at Seton Hall, 2-26-97
62, Georgetown vs. Seton Hall, 1-8-00
60, Connecticut at Seton Hall, 2-11-06
60, Syracuse at Georgetown, 3-1-03
59, Connecticut vs. Notre Dame, 2-21-04
59, Seton Hall vs. Rutgers, 2-7-96
59, Boston College vs. West Virginia, 2-3-96
59, Pittsburgh vs. West Virginia, 1-6-96
59, Villanova vs. St. John's, 2-18-86
Season: 810, Georgetown, 1996-97

REBOUND AVERAGE

Individual

Season: 14.1, Angel Delgado (SHU), 2016-17
14.0, Jerome Lane (Pitt), 1986-87
Freshman Season: 12.8, Luke Harangody (ND), 2008-09
10.7, Angel Delgado (SHU), 2014-15

Team

Season: 45.0, Georgetown, 1996-97

REBOUND MARGIN

Team

Game: +31 (55-24), Providence vs. Connecticut, 1-31-13
+31 (64-33), St. John's at Seton Hall, 2-26-97
+30 (51-21), Boston College at Seton Hall, 1-4-97
+29 (51-22), Xavier at Seton Hall, 2-1-20
+29 (51-22), Connecticut vs. Seton Hall 1-13-98
+29 (58-29), St. John's vs. Villanova, 1-25-98
+28 (60-32), Connecticut at Seton Hall, 2-11-06
+28 (39-11), Georgetown at Seton Hall, 1-19-07
+26 (47-21), Creighton vs. St. John's, 2-28-16
+26 (53-27), Villanova at Providence, 1-20-00
+25 (49-24), Louisville vs. USF, 1-12-13
+25 (59-34), Georgetown vs. Rutgers, 2-26-97
+25 (47-22), Georgetown vs. Syracuse, 1-28-02
+25 (43-18), Pittsburgh vs. Syracuse, 1-22-02
+25 (48-23), Pittsburgh vs. Georgetown, 1-3-09
Season: +10.4 (39.6-29.2), Pittsburgh, 2008-09

ASSISTS

Individual

Game: 22, Sherman Douglas (SU) vs. Providence, 1-28-89
Freshman Game: 18, Dwayne Washington (SU) vs. St. John's, 2-27-84
Season: 150, Mark Jackson (SJU), 1985-86
Freshman Season: 135, Omar Cook (SJU), 2000-01

Team

Game: 37, Syracuse vs. Providence, 1-22-86
Season: 340, Syracuse, 1995-96

ASSIST AVERAGE

Individual

Season: 9.4, Mark Jackson (SJU), 1985-86
Freshman Season: 8.4, Omar Cook (SJU), 2000-01

Team

Season: 20.3, Syracuse, 1985-86

STEALS

Individual

Game: 11, John Linehan (PC) vs. Rutgers, 1-22-02
Freshman Game: 9, John Linehan (PC) vs. Pittsburgh, 1-10-98
9, Kevin Braswell (GU) at Notre Dame, 2-10-99
Season: 77, John Linehan (PC), 2001-02
Freshman Season: 64, Allen Iverson (GU), 1994-95

Team

Game: 24, Georgetown at Notre Dame, 2-10-99
21, Villanova vs. Miami, 1-25-95
21, Georgetown vs. Seton Hall, 2-26-83
Season: 201, Georgetown, 1995-96

STEAL AVERAGE

Individual

Season: 3.7, Allen Iverson (GU), 1995-96
3.7, Nadav Henefeld (UConn), 1989-90
Freshman Season: 3.7, Nadav Henefeld (UConn), 1989-90

Team

Season: 12.4, Connecticut, 1989-90

BLOCKED SHOTS

Individual

Game: 12, Dikembe Mutombo (GU) vs. St. John's, 1-23-89
Freshman Game: 12, Dikembe Mutombo (GU) vs. St. John's, 1-23-89
Season: 93, Alonzo Mourning (GU), 1991-92
Freshman Season: 71, Alonzo Mourning (GU), 1988-89

Team

Game: 19, Connecticut vs. Notre Dame, 2-21-06
18, Cincinnati at Marquette, 1-7-06
Season: 165, Connecticut, 2007-08
159, Connecticut, 2005-06

Single-Game, Single-Season Records

TURNOVERS

Individual

Game: 12, Vonteego Cummings, Pitt vs. PC, 1-10-98
 Season: 91, Vonteego Cummings (Pitt), 1997-98

Team

Game: 35, Pittsburgh vs. Georgetown, 1-3-95
 Fewest, Game: 1, Louisville vs. Georgetown, 2-7-07
 Season: 362, Pittsburgh, 1994-95

FIELD GOALS MADE

Individual

Game: 20 (of 28), Marshon Brooks (PC) vs. Notre Dame, 2-23-11
 18 (of 25), Steve Rich (UM) vs. St. John's, 2-20-96
 17 (of 29), Markus Howard (MU) at Providence 1-3-18
 17 (of 25), Doug McDermott (CU) vs. Providence, 3-8-14
 16 (of 23), Shamorie Ponds (STJ) vs. Marquette, 2-10-18
 16 (of 28), Luke Harangody (ND) vs. Louisville, 2-28-08
 16 (of 27), Darius Rice (UM) vs. Connecticut, 1-20-03
 16 (of 26), Marcus Hatten (SJU) vs. Rutgers, 3-6-03
 16 (of 23), Kerry Kittles (VU) vs. Boston College, 2-28-95
 16 (of 31), Eric Murdock (PC) vs. Pittsburgh, 1-23-91
 16 (of 23), Isaac Hawkins, (Pitt) vs. Syracuse, 2-26-98
 16 (of 23), Mark Bryant (SHU) vs. Villanova, 2-27-88
 16 (of 23), Mark Bryant (SHU) vs. Villanova, 2-27-88
 16 (of 25), Ryan Gomes (PC) vs. West Virginia, 2-9-05

Freshman Game: 14 (of 20), Ryan Gomes (PC) vs. Miami, 1-19-02

Season: 180, Doug McDermott (CU), 2013-14

Freshman Season: 124 (of 320), Allen Iverson (GU), 1994-95

Team

Game: 47 (of 82), Georgetown vs. Seton Hall, 2-6-82
 Season: 542 (of 1,149), Connecticut, 1994-95

FIELD GOALS ATTEMPTED

Individual

Game: 33 (14 made), Markus Howard (MU) vs. Providence, 1-7-20
 33 (14 made), Jeremy Hazell (SHU) vs. West Virginia, 2-11-

10

Freshman Game: 29 (12 made), Carmelo Anthony (SU) vs. Georgetown, 3-1-03

Season: 396 (142 made), Victor Page (GU), 1996-97

Freshman Season: 320 (124 made), Allen Iverson (GU), 1994-95

Team

Game: 96 (40 made), Georgetown vs. Notre Dame, 2-9-02
 Season: 1,209 (534 made) West Virginia, 1997-98

FIELD GOAL PERCENTAGE

Individual: (minimum 10 attempts)

Game: 1.000 (11-11), Hakim Warrick (SU) vs. Miami, 2-14-04
 1.000 (11-11), Rob Hodgson (RU) vs. West Virginia, 1-31-99
 1.000 (11-11), Brian Shorter (Pitt) vs. Providence, 2-10-90
 1.000 (10-10), Sherman Douglas (SU) vs. Villanova, 2-16-87
 1.000 (10-10), Patrick Ewing (GU) vs. Boston College, 2-25-84
 1.000 (10-10), Wesley Matthews (MU) at Rutgers, 1-7-09

Freshman Game (minimum 8 attempts):

1.000 (8-8), Tyrique Jones (XU) at Creighton, 2-4-17
 1.000 (8-8), Derrick Coleman (SU) vs. Boston College, 1-13-87
 1.000 (8-8), Dwayne McClain (VU) vs. St. John's, 1-11-82

Season: .683 (86-126), David Padgett (UofL), 2007-08

.676 (92-136), Arinze Onuaku (SU), 2009-10

.676 (140-207), Michael Bradley (VU), 2000-01

.661 (37-56), Roosevelt Bouie (SU), 1979-80

Freshman Season:

.613 (73-119), Samardo Samuels (UofL), 2008-09

Team

Game: .714 (45-63), Syracuse vs. DePaul, 3-5-11

.714 (25-35), Boston College vs. Georgetown, 2-17-82

Season: .547 (181-331), Connecticut, 1979-80

.540 (504-934), Syracuse, 1983-84

THREE-POINT FIELD GOALS MADE

Individual

Game: 11 (of 12), Mitch Ballock (CU) vs. DePaul, 3-9-19
 11 (of 19), Markus Howard (MU) at Providence, 1-3-18
 10 (of xx), Markus Howard (MU), at Creighton, 1-8-

19

10 (of 17), Donta Wade (PC), at Notre Dame, 2-23-00

Freshman Game: 9 (of 12), Markus Howard (MU), vs. Xavier, 2-18-17

9 (of 12), Shaheen Holloway (SHU), vs. Boston

College, 1-4-97

Season: 70 (of 148), Steve Novak (MU), 2005-06

Freshman Season: 59 (of 143), Steve Edwards (UM), 1992-93

Team

Game: 21 (of 35), Creighton vs. Villanova, 1-20-14

20 (of 32), Notre Dame vs. Villanova, 2-28-11

20 (of 38), West Virginia vs. Marquette, 1-14-06

19 (of 39), Villanova vs. Creighton, 2-1-18

Season: 206 (of 537), Villanova, 2014-18

THREE-POINT FIELD GOALS ATTEMPTED

Individual

Game: 20, Elijah Ingram (SJU), at Syracuse, 2-18-03

Freshman Game: 20, Elijah Ingram (SJU), at Syracuse, 2-18-03

Season: 199, Markus Howard (MU), 2019-20

167, Jeremy Hazell (SHU), 2009-10

Freshman Season: 143, Shaheen Holloway (SHU), 1996-97

143, Steve Edwards (UM), 1992-93

Team

Game: 42, Villanova vs. Seton Hall, 1-27-19

41, St. John's at Syracuse, 2-18-03

41, West Virginia at Providence, 2-20-07

Season: 557, Villanova, 2018-19

THREE-POINT FIELD GOAL PERCENTAGE

Individual

Game (minimum 5 attempts):

1.000 (7-7), Marcus Zegarowski (CU) vs. Butler, 2-23-20

1.000 (7-7), Kellen Dunham (BU) vs. Seton Hall, 3-8-14

1.000 (7-7), Jerel McNeal (MU) vs. Cincinnati, 1-4-09

1.000 (7-7), Da'Sean Butler (WVU) at St. John's, 2-6-10

1.000 (6-6), Omar Cook (SJU) vs. Virginia Tech, 1-3-01

1.000 (6-6), Rob Hodgson (RU) vs. West Virginia, 1-31-99

1.000 (6-6), Sean Miller (Pitt) vs. Seton Hall, 2-12-91

1.000 (6-6), David Cubillan (MU) vs. Georgetown, 1-6-10

1.000 (6-6), Maurice Acker (MU) vs. Providence, 1-17-10

Freshman Game (minimum 4 attempts):

1.000 (6-6), Omar Cook (SJU) vs. Virginia Tech, 1-3-01

1.000 (5-5), Dominique Jones (USF) vs. Rutgers, 1-2-08

1.000 (5-5), Quincy Douby (RU) vs. St. John's, 1-24-04

1.000 (4-4), Jaren Sina (SHU) at DePaul, 2-25-14

1.000 (4-4), Eric Myles (GU) vs. Seton Hall, 1-10-95

Season: .573 (55-96), Markus Howard (MU), 2016-17

Freshman Season:

.430 (43-100), Scottie Reynolds (VU), 2006-07

Team

Game (minimum 6 attempts):

.857 (6-7), Connecticut at Villanova, 2-2-00

Providence vs. Seton Hall, 1-15-90

Georgetown vs. Pittsburgh, 1-10-87

.833 (5-6), Connecticut at Rutgers, 2-28-00

Pittsburgh vs. Providence, 2-10-90

Syracuse vs. Boston College, 1-18-88

Seton Hall vs. Pittsburgh, 1-14-87

Season: .470 (87-185), Boston College, 1987-88

Single-Game, Single-Season Records

FREE THROWS MADE

Individual

Game:	21 (of 25), Marcus Hatten (SJU) vs. Connecticut, 2-9-02
	20 (of 20), Donyell Marshall (UConn) vs. St. John's, 1-15-94
	19 (of 22), Deonta Vaughn (UC) vs. Notre Dame,
	18 (of 22), Allen Griffin (SU) at St. John's, 3-4-01
	18 (of 26), Alonzo Mourning (GU) vs. Boston College, 2-2-92
	18 (of 20), Eric Murdock (PC) vs. Villanova, 3-2-91
	18 (of 21), Charles Smith (Pitt) vs. Boston College, 1-21-85
	18 (of 22), Khadeen Carrington (SHU) vs. Creighton, 2-15-77
Freshman Game:	18 (of 21), Charles Smith (Pitt) vs. Boston College, 1-21-85
Season:	156, Alonzo Mourning (GU), 1991-92
Freshman Season:	96 (of 109), Troy Bell (BC), 1999-00
Team	
Game:	43 (of 49), Villanova vs. Providence, 1-6-90
Season:	416 (of 560), Seton Hall, 1991-92

FREE THROWS ATTEMPTED

Individual

Game:	26 (18 made), Alonzo Mourning (GU) vs. Boston College, 2-2-92
Freshman Game:	22 (13 made), Felipe Lopez (SJU) vs. Georgetown, 3-5-95
Season:	204, Alonzo Mourning (GU), 1991-92
Freshman Season:	117 (82 made), Carmelo Anthony (SU), 2002-03
Team	
Game:	59 (40 made), Providence vs. West Virginia, 1-5-99
Season:	560 (416 made), Seton Hall, 1991-92

FREE THROW PERCENTAGE

Individual

Game (minimum 15 attempts):	1.000 (20-20), Donyell Marshall (UConn) vs. St. John's, 1-15-94
	1.000 (17-17), Troy Bell (BC) vs. Miami, 1-13-01
	1.000 (17-17), Eric Murdock (PC) vs. Seton Hall, 1-2-91
	1.000 (16-16), John Bagley (BC) vs. Villanova, 1-26-81
Freshman Game (minimum 10 attempts):	1.000 (12-12), Tim Thomas (VU) at St. John's, 12-7-96
	1.000 (12-12), Ben Bentil (PC) at Seton Hall, 3-4-15
	1.000 (11-11), Troy Bell (BC) at West Virginia, 2-19-00
	1.000 (11-11), Eugene Harvey (SHU) vs. Pittsburgh 2-19-07
	1.000 (10-10), Chris Thomas (ND) vs. Miami, 2-23-02
	1.000 (10-10), John Linehan, (PC) vs. Pittsburgh, 1-10-98
	1.000 (10-10), Steve Edwards (UM) vs. Villanova, 3-6-93
	1.000 (10-10), Malik Sealy (SJU) vs. Villanova, 1-7-89
Season:	.964 (53-55), Gerry McNamara (SU), 2002-03
Freshman Season:	.964 (53-55), Gerry McNamara (SU), 2002-03

Team

Game:	1.000 (28-28), Providence vs. Villanova, 3-2-87
	1.000 (20-20), Butler at Providence, 3-7-15
	1.000 (19-19), Notre Dame vs. Villanova, 1-8-05
	1.000 (18-18), Cincinnati vs. Louisville, 2-6-06
	1.000 (16-16), Pittsburgh vs. Syracuse, 2-1-98
Season:	.818 (275-336), Miami, 2001-02

PERSONAL FOULS

Team

Game:	41, West Virginia at Providence, 1-5-99
	38, Villanova at Georgetown, 2-6-10
	38, Villanova vs. Pittsburgh, 1-2-91
	38, Seton Hall vs. Boston College, 2-3-90
	38, Pittsburgh vs. Villanova, 2-7-86
Season:	475 (19 disq.), Pittsburgh, 1995-96

LOPSIDED BIG EAST GAMES

(Home team capitalized)

Margin

+48	(107-59)	SYRACUSE def. DePaul, 3-5-11
+45	(99-54)	LOUISVILLE def. DePaul, 2-15-09
	(96-51)	CONNECTICUT def. Cincinnati, 3-9-08
+42	(99-57)	CONNECTICUT def. Seton Hall, 2-11-06
	(85-44)	GEORGETOWN def. Providence, 1-16-85
+41	(100-59)	CREIGHTON def. St. John's, 2-28-16
+40	(96-56)	PROVIDENCE def. Virginia Tech, 2-20-01
		GEORGETOWN def. Seton Hall, 2-6-82
+39	(108-69)	DEPAUL def. Syracuse, 3-2-06
+39	(90-51)	SYRACUSE def. Boston College, 1-21-99
+38	(93-55)	PROVIDENCE def. DePaul, 3-7-20
	(93-55)	PITTSBURGH def. DePaul, 1-26-13
	(84-46)	VILLANOVA def. West Virginia, 1-5-05
	(89-51)	SYRACUSE def. West Virginia, 2-26-03
	(106-68)	GEORGETOWN def. Villanova, 3-2-96
+37	(105-68)	VILLANOVA def. St. John's 3-7-15
	(87-50)	LOUISVILLE def. Rutgers, 2-2-08
	(91-54)	Connecticut def. BOSTON COLLEGE, 3-8-03
	(77-40)	Georgetown def. MIAMI, 1-29-94
	(86-49)	CONNECTICUT def. Boston College, 2-11-89
+36	(96-60)	Connecticut def. VIRGINIA TECH, 2-28-04
	(82-46)	PITTSBURGH def. West Virginia, 2-12-03
	(105-69)	SYRACUSE def. Boston College, 2-20-90
	(82-46)	BOSTON COLLEGE def. Villanova, 2-15-92
+35	(93-58)	Creighton def. DEPAUL, 2-11-17
	(95-60)	CONNECTICUT def. Virginia Tech, 1-10-02
	(80-45)	Connecticut def. WEST VIRGINIA, 1-9-99
+34	(86-52)	WEST VIRGINIA def. Rutgers, 1-6-10
	(84-50)	MARQUETTE def. Cincinnati, 1-4-09
	(104-70)	ST. JOHN'S def. Providence, 2-15-99
	(90-56)	PITTSBURGH def. Providence, 1-25-88
+33	(89-56)	BUTLER def. St. John's, 2-6-16
	(79-46)	BUTLER def. DePaul, 3-6-14
	(90-57)	NOTRE DAME vs. Louisville, 2-12-09
	(94-61)	CONNECTICUT vs. Providence, 1-31-09
	(94-61)	VILLANOVA def. Rutgers, 1-29-05
	(93-60)	SYRACUSE def. Seton Hall, 1-28-97
	(88-55)	VILLANOVA def. Pittsburgh, 2-3-96
	(90-57)	ST. JOHN'S def. Connecticut, 2-1-92
	(90-57)	SYRACUSE def. Villanova, 2-1-89
	(97-64)	ST. JOHN'S def. Connecticut, 2-2-85
	(97-64)	ST. JOHN'S def. Seton Hall, 1-12-80
+32	(101-69)	DEPAUL def. Georgetown, 3-6-19
	(88-56)	VILLANOVA def. Georgetown, 1-17-18
	(74-42)	Georgetown def. ST. JOHN'S, 1-30-08
	(86-54)	PITTSBURGH def. Seton Hall, 3-5-03
	(81-49)	Rutgers def. Seton Hall, 1-7-98
	(94-62)	SYRACUSE def. Seton Hall, 2-14-85
+31	(93-62)	VILLANOVA def. DePaul, 2-21-18
	(87-56)	SETON HALL def. DePaul, 1-7-17
	(95-64)	VILLANOVA def. Xavier, 12-31-15
	(90-59)	PROVIDENCE vs. Louisville, 1-10-02
	(80-49)	CONNECTICUT vs. Rutgers, 1-3-09
	(89-58)	PROVIDENCE def. Virginia Tech, 2-1-03
	(96-65)	BOSTON COLLEGE def. West Virginia, 3-3-01
	(97-66)	SETON HALL def. West Virginia, 2-5-00
	(101-70)	CONNECTICUT def. Notre Dame, 1-12-99
	(83-52)	GEORGETOWN def. Rutgers, 12-4-96
	(93-62)	ST. JOHN'S def. Connecticut, 1-2-90
	(93-62)	GEORGETOWN def. Pittsburgh, 3-1-86
	(110-79)	GEORGETOWN def. Providence, 1-4-86
	(87-56)	St. John's def. PITTSBURGH, 1-14-85
	(78-47)	CONNECTICUT def. Seton Hall, 1-29-83

BEST PERFORMANCES

(BIG EAST Regular-Season Conference Play)

Points

53	Markus Howard (MU) at Creighton	1-9-19
52	Markus Howard (MU) at Providence	1-3-18
	Marshon Brooks (PC) vs. Notre Dame	2-23-11
48	Eric Murdock (PC) vs. Pittsburgh	1-23-91
46	Dominique Jones (USF) at Providence	1-23-10
45	Doug McDermott (CU) vs. Providence	3-8-14
44	Shamorie Ponds (STJ) vs. Marquette	2-10-18
	Marcus Hatten (SJU) vs. Rutgers	3-6-03
	Kerry Kittles (VU) vs. Boston College	2-28-95
43	Max Strus (DPU) vs. St. John's	3-3-19
	Marshon Brooks (PC) vs. Georgetown	2-5-11
	Da'Sean Butler (WVU) vs. Villanova	2-13-09
	Darius Rice (UM) vs. Connecticut	1-20-03
	Steve Rich (UM) vs. St. John's	2-20-96
	Dana Barros (BC) vs. Pittsburgh	1-7-89
42	Marcus Howard (MU) at Georgetown	1-18-20
	Ben Bentil (PC) at Marquette	2-10-16
	Donyell Marshall (UConn) vs. St. John's	1-15-94
41	Khadeen Carrington (SHU) vs. Creighton	2-15-17
	Jeremy Hazell (SHU) vs. West Virginia	12-26-09
	Steve Novak (MU) vs. Connecticut	1-3-06
	Quincy Douby (RU) vs. Syracuse	2-1-06
	Terry Dehere (SHU) vs. St. John's	2-17-93
	Marco Lokar (SHU) vs. Pittsburgh	2-20-90
40	Scottie Reynolds (VU) at Seton Hall	1-6-09
	Luke Harangody (ND) at Louisville	2-28-08
	Scottie Reynolds (VU) at Connecticut	2-28-07
	Jason Maile (Pitt) vs. Villanova	2-12-97
	Allen Iverson (GU) vs. Seton Hall	1-6-96
	Eric Murdock (PC) vs. Seton Hall	1-2-91
	Greg Harvey (SJU) vs. Seton Hall	2-14-90
39	Marcus Howard (MU) vs. Providence	1-7-20
	Mitch Ballock (CU) vs. DePaul	3-9-19
	Doug McDermott (CU) vs. St. John's	1-28-14
	Doug McDermott (CU) vs. Villanova	2-16-14
	Maalik Wayns (VU) vs. Cincinnati	1-14-12
	Troy Bell (BC) vs. Providence	2-13-02
	Richard Hamilton (UConn) at Boston College	1-6-99
	Ray Allen (UConn) vs. Rutgers	2-28-96
	Allen Iverson (GU) vs. St. John's	1-27-96
	Mark Tillmon (GU) vs. Providence	1-6-90, 2-13-90
38	Markus Howard (MU) at Providence	2-22-20
	Jeremy Hazell (SHU) vs. Syracuse	12-26-09
	Mike Sweetney (GU) vs. Notre Dame	2-1-03
	Troy Bell (BC) vs. Villanova	3-4-03
	Donta Wade (PC) vs. Notre Dame	2-23-00
	Jamel Thomas (PC) at Villanova	2-20-99
	Richard Hamilton (UConn) at Boston Coll.	1-11-98
	Alonzo Mourning (GU) vs. Boston Coll.	2-2-92
	Mark Bryant (SHU) vs. Villanova	2-27-88
	Jaren Jackson (GU) vs. Seton Hall	3-5-88
	Dan Callandrillo (SHU) vs. St. John's	1-25-82
37	Markus Howard (MU) vs. Seton Hall	2-29-20
	Markus Howard (MU) at Villanova	1-6-18
	Kelan Martin (BU) vs. Marquette	1-6-18
	Shamorie Ponds (STJ) vs. Villanova	1-13-18
	Trevon Bluiett (XU) vs. Seton Hall	2-14-18
	Dominique Jones (USF) vs. Pittsburgh	1-31-10
	Luke Harangody (ND) vs. Cincinnati	2-4-10
	Darris Nichols (SU) vs. St. John's	2-11-07
	Chris Quinn (ND) vs. Pittsburgh	1-4-06
	Ryan Gomes (PC) vs. Connecticut	2-15-05
	Gerald Riley (GU) vs. Miami	2-7-04
	Troy Murphy (ND) vs. Rutgers	1-16-01
	Pat Garrity (ND) at Seton Hall	1-17-98
	Allen Iverson (GU) vs. Villanova	3-2-96
	Kerry Kittles (VU) vs. Connecticut	2-18-95
	Chris Smith (UConn) vs. St. John's	1-7-92

Terry Dehere (SHU) vs. Providence	1-2-91
Clyde Vaughan (Pitt) vs. Boston College	1-4-84

Rebounds

26	Michael Smith (PC) vs. Syracuse	1-25-94
24	Daniel Ochefu (VU) at Seton Hall	1-3-15
23	DeJuan Blair (Pitt) at Connecticut	2-16-09
	Dan Schayes (SU) vs. Georgetown	2-9-81
	Kentrell Gransberry (USF) at DePaul	3-3-07
22	Angel Delgado (SHU) vs. Butler	1-25-17
	DeJuan Blair (Pitt) vs. Notre Dame	1-31-09
	Emeka Okafor (UConn) vs. Notre Dame	2-21-04
	Michael Smith (PC) vs. Connecticut	1-22-92
	Ed Pinckney (VU) vs. Georgetown	1-31-83
21	Erron Maxey (PC) vs. Boston College	2-26-00
	Derrick Coleman (SU) vs. Providence	1-20-90
	Jerome Lane (Pitt) vs. Connecticut	2-21-87
20	Angel Delgado (SHU) vs. St. John's	1-22-17
	Herb Pope (SHU) vs. Syracuse	1-8-11
	Jamine Peterson (PC) vs. Rutgers	1-9-10
	Hasheem Thabeet (UConn) vs. Seton Hall	2-14-09
	Cedric McGowan (CIN) vs. DePaul	1-4-06
	Aaron Gray (Pitt) vs. Marquette	1-28-06
	Mike Sweetney (GU) vs. Notre Dame	2-9-02
	Troy Murphy (ND) vs. Seton Hall	1-8-01
	Gerald Jordan (Pitt) vs. West Virginia	1-6-96
	Danya Abrams (BC) vs. Providence	1-22-94
	Michael Smith (PC) vs. Seton Hall	1-5-94
	Chris McNeal (Pitt) vs. Boston College	3-3-92
	Bobby Martin (Pitt) vs. Georgetown	2-7-90
	Harold Pressley (VU) vs. St. John's	2-18-86

Assists

22	Sherman Douglas (SU) vs. Providence	1-28-89
18	Dwayne Washington (SU) vs. St. John's	2-27-84
16	Levance Fields (Pitt) at DePaul	2-17-09
	Marcus Williams (UConn) vs. Notre Dame	1-30-05
	Kevin Braswell (GU) vs. Rutgers	3-2-02
	Carlton Screen (PC) vs. Syracuse	1-20-90
	Mark Jackson (SJU) vs. Providence	2-3-86
15	Kyron Cartwright (PC) at St. John's	12-28-17
	Dee Davis (XU) vs. Providence	2-7-15
	Tory Jackson (ND) vs. Syracuse	1-18-10
	Carl Krauser (Pitt) vs. West Virginia	2-5-05
	Omar Cook (SJU) vs. Connecticut	1-6-01

Top Performances

Steals

11	John Linehan (PC) vs. Rutgers	1-22-02
10	Marcus Hatten (STJ) vs. Syracuse	2-18-03
	Allen Iverson (GU) vs. Miami	1-13-96
9	Jerome Dyson (UConn) vs. St. John's	1-8-08
	DeShaun Williams (SU) vs. Boston College	3-3-02
	John Linehan (PC) vs. Boston College	2-2-02
	James Thues (SU) vs. Rutgers	1-2-02
	John Linehan (PC) vs. Georgetown	2-27-99
	Kevin Braswell (GU) at Notre Dame	2-10-99
	John Linehan (PC) vs. Pittsburgh	1-10-98
	Gary Massey (VU) vs. Providence	2-20-88

Blocked Shots

12	Dikembe Mutombo (GU) vs. St. John's	1-23-89
11	Samuel Dalembert (SHU) vs. St. John's	1-18-00
10	Fab Melo (SU) vs. Seton Hall	2-28-11
	Hasheem Thabeet (UConn) at Seton Hall	1-31-09
	Hasheem Thabeet (UConn) at Notre Dame	1-5-08
	Eric Hicks (CIN) vs. Marquette	1-7-06
	Harold Pressley (VU) vs. Providence	1-11-86
9	Hamady Ndiaye (RU) vs. St. John's	2-2-10
	Hasheem Thabeet (UConn) at Seton Hall	2-14-09
	Hilton Armstrong (UConn) vs. Louisville	3-4-06
	Herbert Hill (PC) vs. Villanova	1-11-05
	Josh Boone (UConn) vs. St. John's	2-5-05
	Emeka Okafor (UConn) vs. St. John's	2-2-03
	Marcus Douthit (PC) vs. Connecticut	3-5-03
	Emeka Okafor (UConn) vs. Boston College	2-16-02
	Emeka Okafor (UConn) vs. Rutgers	1-30-02
	Etan Thomas (SU) vs. Pittsburgh	2-16-00
	Samuel Dalembert (SHU) vs. Georgetown	1-8-00
	Etan Thomas (SU) vs. Connecticut	1-24-98
	Cliff Robinson (UConn) vs. Georgetown	2-6-88
	Alonzo Mourning (GU) vs. Boston College	1-14-89
	Tom Greis (VU) vs. Georgetown	2-1-88



John Linehan, Providence

GAMES PLAYED VS ALL OPPONENTS

Points

53	Markus Howard (MU) at Creighton	1-19-19
52	Markus Howard (MU) at Providence	1-3-18
52	Marshon Brooks (PC) vs. Notre Dame	2-23-11
48	Eric Murdock (PC) vs. Pittsburgh	1-23-91
46	Dominique Jones (USF) at Providence	1-23-10
45	Markus Howard (MU) vs. Buffalo	12-21-18
45	Markus Howard (MU) vs. Kansas State	12-1-18
45	Doug McDermott (CU) vs. Providence	3-8-14
45	Eric Murdock (PC) vs. Arizona	12-23-90

Rebounds

26	Michael Smith (PC) vs. Syracuse	1-25-94
24	Daniel Ochefu (VU) at Seton Hall	1-3-15
23	DeJuan Blair (Pitt) at Connecticut	2-16-09
	Dan Schayes (SU) vs. Georgetown	2-9-81
	Derrick Coleman (SU) vs. Villanova	3-10-90
	Kentrell Gransberry (USF) at DePaul	3-3-07

Assists

22	Sherman Douglas (SU) vs. Providence	1-28-89
18	Dwayne Washington (SU) vs. St. John's	2-27-84

Steals

11	John Linehan (PC) vs. Rutgers	1-22-02
	Drew Schifino (WVU) vs. Arkansas-Monticello	12-1-01
	Chris Thomas (ND) vs. New Hampshire	11-16-01
10	Marcus Hatten (STJ) vs. Syracuse	2-18-03
	Todd Burgan (SU) vs. Colgate	11-30-97
	Allen Iverson (GU) vs. Miami	1-13-96
	God Shammgod (PC) vs. Brown	12-21-96

Blocked Shots

12	Dikembe Mutombo (GU) vs. St. John's	1-23-89
11	Chris Obekpa (SJU) vs. vs. Fordham	12-8-12
	Jordan Cornette (ND) vs. Belmont	11-17-02
	Samuel Dalembert (SHU) vs. St. John's	1-18-00
	Dikembe Mutombo (GU) vs. Hawaii-Loa	11-23-90
	Alonzo Mourning (GU) vs. St. Leo	12-7-88
10	Fab Melo (SU) vs. Seton Hall	2-28-11
	Hamady Ndiaye (RU) vs. Saint Peter's	12-22-09
	Hasheem Thabeet (UConn) vs. Providence	1-31-09
	Eric Hicks (CIN) vs. Marquette	1-7-06
	Emeka Okafor (UConn) vs. Army	12-6-03
	Eddie Griffin (SHU) vs. Norfolk State	12-4-00
	Karim Shabazz (PC) vs. Rhode Island	12-2-00
	Karim Shabazz (PC) vs. Long Island	12-27-99
	Donyell Marshall (UConn) vs. Hartford	1-17-94
	Harold Pressley (VU) vs. Providence	1-11-86
	Hasheem Thabeet (UConn) vs. Notre Dame	1-5-08
	Hasheem Thabeet (UConn) vs. Texas Southern	12-3-06
	Hugh Mattis (USF) at Winston-Salem State	12-7-06

Career Leaders

POINTS

NAME	SCHOOL	CAREER	YRS.	GP	AVG.	POINTS
Markus Howard	Marquette	2016-20	4	71	22.4	1587
Lawrence Moten	Syracuse	1991-95	4	72	19.5	1405
Troy Bell	Boston College	1999-03	4	62	22.4	1388
Luke Harangody	Notre Dame	2006-10	4	65	20.5	1329
Terry Dehere	Seton Hall	1989-93	4	68	19.4	1320
Jeremy Hazell	Seton Hall	2007-11	4	68	19.4	1316
Chris Mullin	St. John's	1981-85	4	62	20.8	1290
Kerry Kittles	Villanova	1992-96	4	69	18.7	1288
Dana Barros	Boston College	1985-89	4	64	19.6	1257
Myles Powell	Seton Hall	2016-20	4	72	17.4	1254
Felipe Lopez	St. John's	1994-98	4	72	17.0	1222
Scottie Reynolds	Villanova	2006-10	4	70	17.4	1221
D'Angelo Harrison	St. John's	2011-15	4	69	17.1	1178
Bill Curley	Boston College	1990-94	4	70	16.8	1177
Ryan Gomes	Providence	2001-05	4	64	18.3	1173
John Wallace	Syracuse	1992-96	4	72	16.3	1170
Malik Sealy	St. John's	1988-92	4	64	18.2	1165
Zendon Hamilton	St. John's	1994-98	4	72	16.0	1152
Danya Abrams	Boston College	1993-97	4	71	16.2	1148
Eric Murdock	Providence	1987-91	4	63	18.2	1145
Chris Smith	Connecticut	1988-92	4	64	17.8	1140
Jamel Thomas	Providence	1995-99	4	72	15.7	1135
D'Vauntes Smith-Rivera	Georgetown	2012-16	4	71	15.7	1113
Andre McCloud	Seton Hall	1982-86	4	64	17.4	1113
Kelan Martin	Butler	2014-18	4	72	15.3	1101
Pat Garrity	Notre Dame	1995-98	3	54	20.5	1107
Chris Thomas	Notre Dame	2001-05	4	64	17.2	1099
Trevon Bluiett	Xavier	2014-18	4	70	16.6	1094
LaDonte Henton	Providence	2011-15	4	72	15.2	1092
Dominique Jones	USF	2007-10	3	54	20.1	1087
Brandon Young	DePaul	2010-14	4	72	14.8	1068
Tim James	Miami	1995-99	4	72	14.7	1062
Darius Rice	Miami	2000-04	4	61	17.4	1060
Bryce Cotton	Providence	2010-14	4	71	14.7	1047
Charles Smith	Pittsburgh	1984-88	4	64	16.4	1047
Deonta Vaughn	Cincinnati	2006-10	4	70	15.0	1047
Richard Hamilton	Connecticut	1996-99	3	53	19.7	1046
Jerel McNeal	Marquette	2005-09	4	66	15.7	1038
Derrick Coleman	Syracuse	1986-90	4	64	16.1	1033
Da'Sean Butler	West Virginia	2006-10	4	70	14.6	1024
Allan Ray	Villanova	2002-06	4	63	16.1	1013
Gerry McNamara	Syracuse	2002-06	4	64	15.8	1010
Mark Bryant	Seton Hall	1984-88	4	62	16.2	1005
Ray Allen	Connecticut	1993-96	3	54	18.5	1001
Khadeen Carrington	Seton Hall	2014-18	4	72	13.9	1001

SCORING AVERAGE

NAME	SCHOOL	CAREER	YRS.	GP	AVG.	POINTS
Marcus Hatten	St. John's	2001-03	2	32	736	23.0
Allen Iverson	Georgetown	1994-96	2	36	814	22.6
Troy Bell	Boston College	1999-03	4	62	1388	22.4
Markus Howard	Marquette	2016-20	4	71	1587	22.4
Dan Callandrillo	Seton Hall	1979-82	3	34	737	21.7
Troy Murphy	Notre Dame	1998-01	3	47	999	21.3
John Bagley	Boston College	1979-82	3	34	714	21.0
Chris Mullin	St. John's	1981-85	4	62	1290	20.8
Pat Garrity	Notre Dame	1995-98	3	54	1107	20.5
Luke Harangody	Notre Dame	2006-10	4	65	1329	20.5
Dominique Jones	USF	2007-10	3	54	1087	20.1
Walter Berry	St. John's	1984-86	2	32	633	19.8
Richard Hamilton	Connecticut	1996-99	3	53	1046	19.7
Shamorie Ponds	St. John's	2016-19	2	33	651	19.7
Marcus Foster	Creighton	2016-18	2	36	708	19.7
Mike Sweetney	Georgetown	2000-03	3	48	942	19.6
Dana Barros	Boston College	1985-89	4	64	1257	19.6
Lawrence Moten	Syracuse	1991-95	4	72	1405	19.5
Clyde Vaughan	Pittsburgh	1982-84	2	32	623	19.5
Terry Dehere	Seton Hall	1989-93	4	68	1320	19.4
Jeremy Hazell	Seton Hall	2007-11	4	68	1316	19.4
Billy Owens	Syracuse	1988-91	3	48	908	18.9
Kerry Kittles	Villanova	1992-96	4	69	1288	18.7
Dominique Jones	USF	2007-09	2	36	670	18.6

One-year Players

Doug McDermott	Creighton	2013-14	1	18	498	27.7
Michael Bradley	Villanova	2000-01	1	16	357	22.3
Carmelo Anthony	Syracuse	2002-03	1	16	342	21.4
Louis Orr	Syracuse	1979-80	1	6	123	20.5
Steve Novak	Marquette	2005-06	1	16	326	20.4

REBOUNDS

NAME	SCHOOL	CAREER	YRS.	GP	AVG.	REB
Angel Delgado	Seton Hall	2014-18	4	72	11.5	828
Derrick Coleman	Syracuse	1986-90	4	64	11.0	701
Luke Harangody	Notre Dame	2006-10	4	65	10.2	662
Michael Smith	Providence	1991-94	3	54	11.7	630
Danya Abrams	Boston College	1993-97	4	71	8.6	609
Geoff McDermott	Providence	2005-09	4	68	8.8	598
Patrick Ewing	Georgetown	1981-85	4	62	9.6	597
John Wallace	Syracuse	1992-96	4	72	8.1	582
Zendon Hamilton	St. John's	1994-98	4	72	8.1	580
Jeff Adrien	Connecticut	2005-09	4	67	8.7	580
LaDontae Henton	Providence	2011-15	4	72	7.8	563
Bill Curley	Boston College	1990-94	4	70	8.0	561
Kevin Jones	West Virginia	2008-12	4	72	7.8	560
Tim James	Miami	1995-99	4	72	7.5	545
Ryan Gomes	Providence	2001-05	4	64	8.3	534
Rony Seikaly	Syracuse	1984-88	4	64	8.3	531
Othella Harrington	Georgetown	1992-96	4	72	7.3	529
Ed Pinckney	Villanova	1981-85	4	61	8.7	528
Charles Smith	Pittsburgh	1984-88	4	64	7.8	502
Herb Pope	Seton Hall	2009-12	3	53	9.4	500
Otis Thorpe	Providence	1980-84	4	58	8.6	500
Harold Pressley	Villanova	1982-86	4	64	7.7	495
Adrian Griffin	Seton Hall	1992-96	4	72	6.8	493
Jake Voskuhl	Connecticut	1996-00	4	67	7.3	490
Jason Lawson	Villanova	1993-97	4	71	6.8	489
Alonzo Mourning	Georgetown	1988-92	4	62	7.9	489
Yancy Gates	Cincinnati	2008-12	4	70	6.9	486
Mouhptao Yarou	Villanova	2009-13	4	70	6.9	486
Emeka Okafor	Connecticut	2001-04	3	48	10.0	482
Hakim Warrick	Syracuse	2001-05	4	63	7.6	481
Kadeen Batts	Providence	2010-14	4	72	6.7	479
Mark Bryant	Seton Hall	1984-88	4	62	7.7	477
Etan Thomas	Syracuse	1996-00	4	64	7.4	474
Ricardo Greer	Pittsburgh	1997-01	4	67	7.0	471
Kevin Freeman	Connecticut	1996-00	4	69	6.8	469

REBOUND AVERAGE

NAME	SCHOOL	CAREER	YRS.	GP	REB	AVG.
Michael Smith	Providence	1991-94	3	54	630	11.66
Angel Delgado	Seton Hall	2014-18	4	72	828	11.50
Kentrell Gransberry	USF	2006-08	2	34	374	11.00
Derrick Coleman	Syracuse	1986-90	4	64	701	10.95
DeJuan Blair	Pittsburgh	2007-09	2	36	394	10.94
Luke Harangody	Notre Dame	2006-10	4	65	662	10.18
Ryan Humphrey	Notre Dame	2000-02	2	32	313	10.10
Emeka Okafor	Connecticut	2001-04	3	48	482	10.00
Troy Murphy	Notre Dame	1998-01	3	47	465	9.89
Jerome Lane	Pittsburgh	1985-88	3	48	467	9.73
Walter Berry	St. John's	1984-86	2	32	310	9.69
Patrick Ewing	Georgetown	1981-85	4	62	597	9.63
Mike Sweetney	Georgetown	2000-03	3	48	461	9.60
Jeremiah Robinson-Earl	Villanova	2019-	1	18	172	9.56
Herb Pope	Seton Hall	2009-12	3	53	500	9.43
Jerome Williams	Georgetown	1994-96	2	36	337	9.36
Kameron Woods	Butler	2013-15	2	35	323	9.23
Mac Koshwal	DePaul	2007-10	3	50	442	8.84
Geoff McDermott	Providence	2005-09	4	68	598	8.79
Jeff Adrien	Connecticut	2005-09	4	67	580	8.66
Villanova	Villanova	1981-85	4	61	528	8.65
Dikembe Mutombo	Georgetown	1988-91	3	48	415	8.65
Otis Thorpe	Providence	1980-84	4	58	500	8.62
Danya Abrams	Boston College	1993-97	4	71	609	8.58
Clyde Vaughan	Pittsburgh	1982-84	2	32	273	8.53
Billy Owens	Syracuse	1988-91	3	48	406	8.46
Ryan Gomes	Providence	2001-05	4	64	534	8.34
Rony Seikaly	Syracuse	1984-88	4	64	531	8.30
Brian Shorter	Pittsburgh	1988-91	3	48	390	8.13
Hasheem Thabeet	Connecticut	2006-09	3	52	421	8.10
John Wallace	Syracuse	1992-96	4	72	582	8.08
Pat Garrity	Notre Dame	1995-98	3	54	436	8.07

One-year Players

Michael Bradley	Villanova	2000-01	1	16	173	10.80
Eric Hicks	Cincinnati	2005-06	1	16	164	10.25
Carmelo Anthony	Syracuse	2002-03	1	16	161	10.06
Eddie Griffin	Seton Hall	2000-01	1	15	150	10.00
Omer Yurtseven	Georgetown	2019-20	1	12	118	9.83
Roosevelt Bouie	Syracuse	1979-80	1	6	59	9.83

Career Leaders

FIELD GOALS MADE

NAME	SCHOOL	YEARS	G	FGM
Markus Howard	Marquette	2016-20	71	506
Luke Harangody	Notre Dame	2006-10	65	503
Lawrence Moten	Syracuse	1991-95	72	499
Kerry Kittles	Villanova	1992-96	69	466
Chris Mullin	St. John's	1981-85	62	460
Kamar Baldwin	Butler	2016-20	72	437
John Wallace	Syracuse	1992-96	72	436
Ryan Gomes	Providence	2001-05	64	435
Jeremy Hazell	Seton Hall	2007-11	68	434
Andre McCloud	Seton Hall	1982-86	64	432

FIELD GOALS ATTEMPTED

NAME	SCHOOL	YEARS	GP	FGA
Markus Howard	Marquette	2016-20	71	1147
Luke Harangody	Notre Dame	2006-10	65	1085
Lawrence Moten	Syracuse	1991-95	72	1069
Jeremy Hazell	Seton Hall	2007-11	68	1054
Felipe Lopez	St. John's	1994-98	72	1039
Myles Powell	Seton Hall	2016-20	72	1009
Dana Barros	Boston College	1985-89	64	981
Kamar Baldwin	Butler	2016-20	72	957
Jamel Thomas	Providence	1995-99	72	954
Kerry Kittles	Villanova	1992-96	69	947

FIELD GOAL PERCENTAGE

(*Minimum 5.0 FGM per game)

NAME	SCHOOL	CAREER	YRS	GP	FGM-FGA	PCT
Patrick Ewing	Georgetown	1981-85	4	62	377-620	.608
Emeka Okafor	Connecticut	2001-04	3	48	270-455	.593
Otis Thorpe	Providence	1980-84	4	58	337-586	.575
Chris Taft	Pittsburgh	2003-05	2	32	182-319	.571
Dwayne McClain	Villanova	1981-85	4	58	297-531	.559
Derrick Coleman	Syracuse	1986-90	4	64	361-647	.558
Dwayne Washington	Syracuse	1983-86	3	48	293-530	.553
Marty Headd	Syracuse	1979-81	2	20	107-194	.552
Chris Mullin	St. John's	1981-85	4	62	460-835	.551
Greg Monroe	Georgetown	2008-10	2	36	196-356	.551
One-year Players						
Michael Bradley	Villanova	2000-01	1	16	140-207	.676
Justin Patton	Creighton	2016-17	1	18	108-163	.663

FREE THROWS MADE

NAME	SCHOOL	CAREER	YRS.	GP	FTM
Troy Bell	Boston College	1999-03	4	62	449
Zendon Hamilton	St. John's	1994-98	4	72	402
Alonzo Mourning	Georgetown	1988-92	4	62	402
Danya Abrams	Boston College	1993-97	4	71	387
Bill Curley	Boston College	1990-94	4	70	381
Chris Mullin	St. John's	1981-85	4	62	370
Terry Dehere	Seton Hall	1989-93	4	68	362
Charles Smith	Pittsburgh	1984-88	4	64	334
Markus Howard	Marquette	2016-20	4	71	330
Scottie Reynolds	Villanova	2006-10	4	70	330
D'Angelo Harrison	St. John's	2011-15	4	69	329
Malik Sealy	St. John's	1988-92	4	64	323
JayVaughn Pinkston	Villanova	2011-15	4	72	314
Brian Shorter	Pittsburgh	1988-91	3	48	310
Mike Sweetney	Georgetown	2000-03	3	48	308
Derrick Coleman	Syracuse	1986-90	4	64	307
Luke Harangody	Notre Dame	2006-10	4	65	299
Troy Murphy	Notre Dame	1998-01	3	47	295
Billy Garrett Jr.	DePaul	2014-17	4	69	293
Jason Lawson	Villanova	1993-97	4	71	286
Dominique Jones	USF	2007-10	3	54	281
Hakim Warrick	Syracuse	2001-05	4	63	279
Felipe Lopez	St. John's	1994-98	4	72	279
Lawrence Moten	Syracuse	1991-95	4	72	277
Jerry McCullough	Pittsburgh	1991-96	4	70	276
John Wallace	Syracuse	1992-96	4	72	276
Othella Harrington	Georgetown	1992-96	4	72	270

FREE THROW ATTEMPTS

NAME	SCHOOL	YEARS	GP	FTA
Zendon Hamilton	St. John's	1994-98	72	572
Danya Abrams	Boston College	1993-97	71	565
Alonzo Mourning	Georgetown	1988-92	62	532
Troy Bell	Boston College	1999-03	62	516
Bill Curley	Boston College	1990-94	70	483
Charles Smith	Pittsburgh	1984-88	64	447
Brian Shorter	Pittsburgh	1988-91	48	446
Terry Dehere	Seton Hall	1989-93	68	446
Malik Sealy	St. John's	1988-92	64	441
Derrick Coleman	Syracuse	1986-90	64	438

FREE THROW PERCENTAGE

(*Minimum 2.5 FTM per game)

NAME	SCHOOL	CAREER	YRS	GP	FTM-FTA	PCT
Andrew Rowsey	Marquette	2016-18	2	36	135-145	.931
Gerry McNamara	Syracuse	2002-06	4	64	199-217	.917
Gary Buchanan	Villanova	1999-03	4	63	179-196	.913
Sean Miller	Pittsburgh	1987-92	4	66	209-230	.909
Denzel Mahoney	Creighton	2019-	1	18	53-59	.898
Jason Matthews	Pittsburgh	1987-91	4	64	255-287	.889
Markus Howard	Marquette	2016-20	3	53	198-223	.888
Sharaud Curry	Providence	2005-10	4	66	197-224	.879
Ashtun Gibbs	Pittsburgh	2008-12	4	69	175-199	.879
Markus Howard	Marquette	2016-20	4	71	330-377	.875
Troy Bell	Boston College	1999-03	4	62	449-516	.870
Chris Mullin	St. John's	1981-85	4	62	370-430	.861
Chris Thomas	Notre Dame	2001-05	4	64	256-299	.856
Dana Barros	Boston College	1985-89	4	64	252-295	.854
Dan Schayes	Syracuse	1979-81	2	20	91-107	.851
James Jones	Miami	1999-03	4	63	167-197	.848
Maalik Wayns	Villanova	2009-12	3	51	182-215	.847
Richard Hamilton	Connecticut	1996-99	3	53	223-264	.844
Greg Woodard	Villanova	1988-92	4	66	235-279	.842
Earl Kelley	Connecticut	1982-86	4	49	229-273	.839
D'Angelo Harrison	St. John's	2011-14	4	69	184-219	.840
D'Vauntes						
Smith-Rivera	Georgetown	2012-16	4	71	262-313	.837
Shamorie Ponds	St. John's	2016-	2	33	141-169	.834
Kris Jenkins	Villanova	2014-17	4	72	145-174	.833
Greg Harvey	St. John's	1987-90	2	30	100-120	.833
John Salmons	Miami	1998-01	4	66	196-236	.831
Allan Ray	Villanova	2002-06	4	63	195-235	.830
Davante Gardner	Marquette	2010-14	4	62	251-303	.828
Geoff Billett	Rutgers	1995-99	4	72	234-283	.826
Jalen Brunson	Villanova	2015-18	3	54	176-213	.826
Matt Carroll	Notre Dame	1999-02	4	63	161-195	.826
Russ Smith	Louisville	2010-13	3	45	151-183	.825
Johnny Hemsley	Miami	1996-00	4	60	153-186	.823
Lazar Hayward	Marquette	2006-10	4	70	184-224	.821
Scottie Reynolds	Villanova	2006-10	4	70	330-403	.819
Rob Hodgson	Rutgers	1995-99	4	70	262-320	.818
Kellen Dunham	Butler	2013-16	3	54	196-240	.817
Gerald Riley	Georgetown	2000-04	4	64	170-208	.817
Bryce Cotton	Providence	2010-14	4	71	247-303	.815
Carlton Screen	Providence	1986-90	4	62	185-227	.815
Khalid El-Amin	Connecticut	1997-00	3	52	131-161	.814
Corny Thompson	Connecticut	1979-82	3	34	143-176	.813
Terry Dehere	Seton Hall	1989-93	4	68	362-446	.812
Marcus Williams	Connecticut	2003-06	3	34	98-121	.810
Billy Garrett, Jr.	DePaul	2013-17	4	69	281-357	.809
Arturas Karnisovas	Seton Hall	1990-94	4	68	271-336	.807
Dan Callandrillo	Seton Hall	1979-82	3	34	199-247	.806

One-year Players

Steve Novak	Marquette	2005-06	1	16	50-52	.962
Bernard Rencher	St. John's	1979-80	1	6	15-17	.882
Jonathan Hargett	West Virginia	2001-02	1	16	58-66	.879
Luwane Pipkins	Providence	2019-20	1	18	51-59	.864
Taquan Dean	Louisville	2005-06	1	14	44-51	.863

THREE-POINT FIELD GOALS MADE

NAME	SCHOOL	YEARS	GP	3FGM
Markus Howard	Marquette	2016-20	71	245
Jeremy Hazell	Seton Hall	2007-11	68	201
Colin Falls	Notre Dame	2003-07	64	189
Gerry McNamara	Syracuse	2002-06	64	183
Myles Powell	Seton Hall	2016-20	72	180
Steve Edwards	Miami	1992-96	72	178
Deonta Vaughn	Cincinnati	2006-10	70	172
Allan Ray	Villanova	2002-06	63	168
Gary Buchanan	Villanova	1999-03	63	167
Kerry Kittles	Villanova	1992-96	69	166
Terry Dehere	Seton Hall	1989-93	68	166
Troy Bell	Boston College	1999-03	62	165
Matt Carroll	Notre Dame	1999-03	63	159
Scottie Reynolds	Villanova	2006-10	70	159
Bryce Cotton	Providence	2010-14	71	156
Darius Lane	Seton Hall	1999-02	48	155
Geoff Billett	Rutgers	1995-99	72	154
D'Angelo Harrison	St. John's	2011-15	69	153
Chris Thomas	Notre Dame	2001-05	64	149
Kris Jenkins	Villanova	2014-17	72	149
Trevon Bluiett	Xavier	2014-18	70	147
Ryan Arcidiacono	Villanova	2012-16	72	147
D'Vauntes				
Smith-Rivera	Georgetown	2012-16	71	147
Darius Rice	Miami	2000-04	61	147
Dana Barros	Boston College	1985-89	64	145
Andy Rautins	Syracuse	2005-10	63	143
Donnie McGrath	Providence	2002-06	63	142
Jamar Nutter	Seton Hall	2004-07	65	141
Chris Quinn	Notre Dame	2002-06	64	141
Ricky Shields	Rutgers	2001-05	64	141
Kyle McAlarney	Notre Dame	2005, 07-09	52	140
Jason Matthews	Pittsburgh	1987-91	64	139
Ashton Gibbs	Pittsburgh	2008-12	69	139
Myles Powell	Seton Hall	2016-	72	136
Colin Falls	Notre Dame	2003-06	48	135
Kevin Pittsnogle	West Virginia	2002-06	64	135
Rashad Anderson	Connecticut	2002-06	58	130
Lawrence Moten	Syracuse	1991-95	72	130

THREE-POINT FIELD GOALS ATTEMPTED

NAME	SCHOOL	CAREER	GP	3FGA
Jeremy Hazell	Seton Hall	2007-11	68	593
Markus Howard	Marquette	2016-20	71	580
Myles Powell	Seton Hall	2016-20	72	576
Gerry McNamara	Syracuse	2002-06	64	545
Deonta Vaughn	Cincinnati	2006-10	70	514
Steve Edwards	Miami	1992-96	72	508
Colin Falls	Notre Dame	2003-07	64	466
Gary Buchanan	Villanova	1999-03	63	448
Troy Bell	Boston College	1999-03	62	446
Allan Ray	Villanova	2002-06	63	440
Chris Thomas	Notre Dame	2001-05	64	438
Terry Dehere	Seton Hall	1989-93	68	437
Darius Rice	Miami	2000-04	61	431
Bryce Cotton	Providence	2010-14	71	422
D'Angelo Harrison	St. John's	2011-15	69	419
Lawrence Moten	Syracuse	1991-95	72	415
Scottie Reynolds	Villanova	2006-10	70	413
Ricky Shields	Rutgers	2001-05	64	409
Geoff Billett	Rutgers	1995-99	72	407
Matt Carroll	Notre Dame	1999-03	63	406
Trevon Bluiett	Xavier	2014-18	70	405
Kerry Kittles	Villanova	1992-96	69	405
Darius Lane	Seton Hall	1999-02	48	404
Donnie McGrath	Providence	2002-06	63	392
Ryan Arcidiacono	Villanova	2012-16	72	381
Kris Jenkins	Villanova	2013-17	72	379
Jamar Nutter	Seton Hall	2004-07	65	376
Andy Rautins	Syracuse	2005-10	63	372
Dana Barros	Boston College	1985-89	64	363

THREE-POINT FIELD GOAL PERCENTAGE

(*Minimum 1.5 3FGM per game; years indicate when 3-pointer was in effect)

NAME	SCHOOL	CAREER	YRS	GP	3FGM-FGA	PCT
Sam Hauser	Marquette	2016-19	3	54	110-233	.472
Jason Matthews	Pittsburgh	1987-91	4	64	139-298	.466
Saddiq Bey	Villanova	2018-20	2	36	90-195	.462
Ryan Ayers	Notre Dame	2005-09	4	59	90-200	.455
Tim Abromaitis	Notre Dame	2007-11	3	39	88-200	.440
Chris Quinn	Notre Dame	2002-06	4	64	141-323	.437
Sam Hauser	Marquette	2016-19	3	54	127-291	.436
Howard Easley	Boston College	1990-94	4	70	110-253	.435
Brian Chase	Virginia Tech	2000-03	3	45	105-243	.432
Sterling Gibbs	Seton Hall	2013-15	2	33	66-154	.429
Albert Mouring	Connecticut	1997-01	4	58	96-225	.427
Alex Barlow	Butler	2013-15	2	36	61-144	.424
Markus Howard	Marquette	2016-20	4	71	245-580	.422
Kyle McAlarney	Notre Dame	2006-09	4	52	140-332	.422
Todd Billet	Rutgers	1999-01	2	32	98-233	.421
Ray Allen	Connecticut	1993-96	3	54	129-298	.420
Marcus Zegarowski	Creighton	2018-	2	35	68-163	.417
Keith Friel	Notre Dame	1996-98	2	20	37-89	.416
Ronald Ramon	Pittsburgh	2004-08	4	65	119-287	.415
Andrew Rowsey	Marquette	2016-18	2	36	103-250	.412
Doron Sheffer	Connecticut	1993-96	3	54	105-255	.412
Kerry Kittles	Villanova	1992-96	4	69	166-405	.410
Delray Brooks	Providence	1986-88	2	32	77-188	.410
Kyle Kuric	Louisville	2008-12	4	57	96-234	.410
Colin Falls	Notre Dame	2003-07	3	64	189-466	.406
Ashton Gibbs	Pittsburgh	2008-12	4	69	139-343	.405
Darius Johnson-Odom	Marquette	2009-12	3	54	125-309	.405
Mitch Ballock	Creighton	2017-	3	54	123-306	.402
Sean Miller	Pittsburgh	1987-92	4	66	117-291	.402
Jake Morton	Miami	1991-93	2	33	51-127	.401
Greg Woodard	Villanova	1988-92	4	66	102-255	.400

One-year Players

Steve Novak	Marquette	2005-06	1	16	70-148	.473
Doug McDermott	Creighton	2013-14	1	18	50-108	.463
Rick Kreklow	Creighton	2014-15	1	17	33-73	.452
Joey Hauser	Marquette	2018-19	1	18	28-62	.452
Ethan Wragge	Creighton	2013-14	1	18	50-110	.455
Damon Santiago	Rutgers	1995-96	1	18	53-120	.442
Luke Hancock	Louisville	2013-14	1	18	32-74	.432
Avery Woodson	Butler	2016-17	1	18	41-96	.427



Jeremy Hazell, Seton Hall

Career Leaders

ASSISTS

NAME	SCHOOL	CAREER	YRS.	GP	AVG.	A
Vincent Council	Providence	2009-13	4	71	6.4	454
Sherman Douglas	Syracuse	1985-89	4	61	7.0	426
Chris Thomas	Notre Dame	2001-05	4	64	6.4	413
Sean Miller	Pittsburgh	1987-92	4	66	6.0	401
Shaheen Holloway	Seton Hall	1996-00	4	68	5.9	398
Tory Jackson	Notre Dame	2006-10	4	70	5.6	392
Jason Hart	Syracuse	1996-00	4	70	5.6	389
Brandin Knight	Pittsburgh	1999-03	4	64	5.9	375
Joey Brown	Georgetown	1990-94	4	69	5.3	364
Kevin Braswell	Georgetown	1998-02	4	66	5.5	363
Jerry McCullough	Pittsburgh	1991-96	4	70	5.1	360
Adrian Autry	Syracuse	1990-94	4	69	5.0	347
Mark Jackson	St. John's	1983-87	4	64	5.3	342
Jason Buchanan	St. John's	1988-92	4	66	5.1	339
Kevin Ollie	Connecticut	1991-95	4	71	4.6	329
Kyron Cartwright	Providence	2014-18	4	72	4.5	327
Kevin Norris	Miami	1994-98	4	72	4.5	325
Scoop Jardine	Syracuse	2007,09-12	4	70	4.6	323
Dominic James	Marquette	2005-09	4	65	4.9	320
Dwayne Washington	Syracuse	1983-86	3	48	6.6	317
Peyton Siva	Louisville	2009-13	4	72	6.6	315
Taliek Brown	Connecticut	2000-04	4	60	5.3	315
Andre Barrett	Seton Hall	2000-04	4	64	4.9	312
Carl Krauser	Pittsburgh	2002-06	4	63	4.9	309
Chris Howard	USF	2006-10	4	68	4.5	307
Doron Sheffer	Connecticut	1993-96	3	54	5.7	306
Darelle Porter	Pittsburgh	1987-91	4	64	4.7	301
Vernon Jennings	Miami	1996-00	4	68	4.4	300
Michael Jackson	Georgetown	1982-86	4	62	4.8	299
Gerry McNamara	Syracuse	2002-06	4	64	4.7	299
Brandon Young	DePaul	2010-14	4	72	4.1	296
Kenny Wilson	Villanova	1985-89	4	64	4.6	295
Howard Easley	Boston College	1990-94	4	70	4.2	294
Duane Woodward	Boston College	1994-98	4	69	4.2	293
Jordan Theodore	Seton Hall	2008-12	4	72	4.0	290
Vonteego Cummings	Pittsburgh	1995-99	4	62	4.6	290
John Celestand	Villanova	1995-99	4	70	4.1	290

ASSISTS AVERAGE

NAME	SCHOOL	CAREER	YRS.	GP	ASSIST.	AVG.
Marcus Williams	Connecticut	2003-06	3	34	276	8.1
Maurice Watson Jr.	Creighton	2015-17	2	24	169	7.0
Sherman Douglas	Syracuse	1985-89	4	61	426	7.0
God Shammgod	Providence	1995-97	2	35	241	6.9
Dwayne Washington	Syracuse	1983-86	3	48	317	6.6
Chris Thomas	Notre Dame	2001-05	4	64	413	6.4
Vincent Council	Providence	2009-13	4	71	454	6.4
Abdul Abdullah	Providence	1992-94	2	35	213	6.1
James Akinjo	Georgetown	2018-	1	18	108	6.0
Sean Miller	Pittsburgh	1987-92	4	66	401	6.0
Dee Davis	Xavier	2013-15	2	36	213	5.9
Brandin Knight	Pittsburgh	1999-03	4	64	375	5.9
Shaheen Holloway	Seton Hall	1996-00	4	68	398	5.9
Quincy McKnight	Seton Hall	2018-20	2	36	201	5.9
Doron Sheffer	Connecticut	1993-96	3	54	306	5.7
Stewart Granger	Villanova	1980-83	3	44	250	5.7
Jerian Grant	Notre Dame	2011-13	2	36	203	5.6
Jason Hart	Syracuse	1996-00	4	70	389	5.6
Billy Culbertson	Pittsburgh	1982-84	2	32	178	5.6
Tory Jackson	Notre Dame	2006-10	4	70	392	5.6
Anthony Collins	USF	2011-13	2	36	198	5.5
Kevin Braswell	Georgetown	1998-02	4	66	363	5.5
Eddie Moss	Syracuse	1979-81	2	20	108	5.4
Kris Dunn	Providence	2012-16	3	54	286	5.3
Taliek Brown	Connecticut	2000-04	4	60	315	5.3
Joey Brown	Georgetown	1990-94	4	69	364	5.3
Mark Jackson	St. John's	1983-87	4	64	342	5.3

One-year players

Omar Cook	St. John's	2000-01	1	16	135	8.4
Kenny Brunner	Georgetown	1997-98	1	11	71	6.5
John Duren	Georgetown	1979-80	1	6	36	6.0
Bernard Rencher	St. John's	1979-80	1	6	36	6.0

STEALS

NAME	SCHOOL	CAREER	YRS.	GP	AVG.	STLS
John Linehan	Providence	1997-02	4	68	3.3	226
Eric Murdock	Providence	1987-91	4	63	3.1	197
Jerry McCullough	Pittsburgh	1991-96	4	70	2.5	174
Kevin Braswell	Syracuse	1996-00	4	70	2.4	168
Kevin Braswell	Georgetown	1998-02	4	66	2.5	165
Kerry Kittles	Villanova	1992-96	4	69	2.3	156
Fuquan Edwin	Seton Hall	2010-14	4	70	2.2	153
Brandin Knight	Pittsburgh	1999-03	4	64	2.3	149
Michael Adams	Boston College	1981-85	4	58	2.6	148
Troy Bell	Boston College	1999-03	4	62	2.3	144
Jerel McNeal	Marquette	2005-09	4	66	2.1	141
Scott Burrell	Connecticut	1989-93	4	61	2.3	138
Shaheen Holloway	Seton Hall	1996-00	4	68	1.9	131
Allen Iverson	Georgetown	1994-96	2	36	3.6	131
Joey Brown	Georgetown	1990-94	4	69	1.9	131
Vernon Jennings	Miami	1996-00	4	68	1.9	130
Lawrence Moten	Syracuse	1991-95	4	72	1.8	129
Vonteego Cummings	Pittsburgh	1995-99	4	62	2.1	128
Jeremy Hazell	Seton Hall	2007-11	4	68	1.9	127
Adrian Griffin	Seton Hall	1992-96	4	72	1.7	125
Adrian Autry	Syracuse	1990-94	4	69	1.8	123
Kevin Norris	Miami	1994-98	4	72	1.7	122
Shamorie Ponds	St. John's	2016-19	3	50	2.4	121
Paul Gause	Seton Hall	2005-09	4	54	2.2	121
Dominic James	Marquette	2005-09	4	65	1.9	120
Gerry McNamara	Syracuse	2002-06	4	64	1.9	119
Ricardo Greer	Pittsburgh	1997-01	4	67	1.7	118
Damian Owens	West Virginia	1995-98	3	54	2.2	117
Malik Sealy	St. John's	1988-92	4	64	1.8	116
Kris Dunn	Providence	2012-16	3	54	2.1	115
Levell Sanders	Seton Hall	1994-98	4	72	1.6	115
Alvin Williams	Villanova	1993-97	4	71	1.6	115
Chris Mullin	St. John's	1981-85	4	62	1.8	113
Kellii Taylor	Pittsburgh	1996-00	4	47	2.4	112
Duane Woodward	Boston College	1994-98	4	69	1.6	112

STEALS AVERAGE

NAME	SCHOOL	CAREER	YRS.	GP	STEALS	AVG.
Mike Moses	St. John's	1983-85	2	32	125	3.91
Allen Iverson	Georgetown	1994-96	2	36	131	3.64
John Linehan	Providence	1997-02	4	68	226	3.32
Eric Murdock	Providence	1987-91	4	63	197	3.13
Marcus Hatten	St. John's	2001-03	2	32	94	2.94
Michael Adams	Boston College	1981-85	4	58	148	2.55
Kevin Braswell	Georgetown	1998-02	4	66	165	2.50
Jerry McCullough	Pittsburgh	1991-96	4	70	174	2.48
Jason Hart	Syracuse	1996-00	4	70	168	2.40
Kellii Taylor	Pittsburgh	1996-00	4	47	112	2.38
Shamorie Ponds	St. John's	2016-19	3	50	121	2.42
Brandin Knight	Pittsburgh	1999-03	4	64	149	2.33
Troy Bell	Boston College	1999-03	4	62	144	2.32
Scott Burrell	Connecticut	1989-93	4	61	138	2.26
Kerry Kittles	Villanova	1992-96	4	69	156	2.26
Dwayne Washington	Syracuse	1983-86	3	48	108	2.25
Eddie Moss	Syracuse	1979-81	2	20	45	2.25
Dan Callandrillo	Seton Hall	1979-82	3	34	76	2.24
Paul Gause	Seton Hall	2005-09	4	54	121	2.24
Fuquan Edwin	Seton Hall	2010-14	4	70	153	2.19
Damian Owens	West Virginia	1995-98	3	54	117	2.17
Jerel McNeal	Marquette	2005-09	4	66	141	2.14
Kris Dunn	Providence	2012-16	3	54	115	2.13
Billy Owens	Syracuse	1988-91	3	48	102	2.13
Marvis 'Bootsy'	St. John's	1998-00	2	34	71	2.09
Thornton	St. John's	1998-00	2	34	71	2.09
God Shammgod	Providence	1995-97	2	35	73	2.09
Jae Crowder	Marquette	2010-12	2	36	75	2.08

One-year Players

Nadav Henefeld	Connecticut	1989-90	1	16	59	3.69
Bernard Rencher	St. John's	1979-80	1	6	18	3.00
Jerome Scott	Miami	1991-92	1	18	43	2.38
John Duren	Georgetown	1979-80	1	6	14	2.33
Louis Orr	Syracuse	1979-80	1	6	13	2.16
Reggie Carter	St. John's	1979-80	1	6	13	2.16

BLOCKED SHOTS

NAME	SCHOOL	CAREER	YRS.	GP	AVG.	BLKS
Patrick Ewing	Georgetown	1981-85	4	62	3.98	247
Hasheem Thabeet	Connecticut	2006-09	3	52	4.67	243
Etan Thomas	Syracuse	1996-00	4	64	3.63	232
Alonzo Mourning	Georgetown	1988-92	4	62	3.61	224
Jason Lawson	Villanova	1993-97	4	71	3.04	216
Emeka Okafor	Connecticut	2001-04	3	48	4.30	207
Dikembe Mutombo	Georgetown	1988-91	3	48	3.83	184
Constantin Popa	Miami	1991-95	4	72	2.22	160
Charles Smith	Pittsburgh	1984-88	4	64	2.47	158
Hamady Ndiaye	Rutgers	2006-10	4	70	2.24	157
Marcus Douthit	Providence	2000-04	4	63	2.39	151
Rony Seikaly	Syracuse	1984-88	4	64	2.36	151
Derrick Coleman	Syracuse	1986-90	4	64	2.28	146
Chris Obekpa	St. John's	2012-15	3	51	2.82	144
Tim James	Miami	1995-99	4	72	2.00	144
Ruben Boumtje						
Boumtje	Georgetown	1997-01	4	52	2.75	143
Donyell Marshall	Connecticut	1991-94	3	54	2.61	141
Rick Jackson	Syracuse	2007-11	4	71	1.93	139
Gorgui Dieng	Louisville	2010-13	3	49	2.71	133
Conrad McRae	Syracuse	1989-93	4	60	2.22	133
Ed Pinckney	Villanova	1981-85	4	61	2.11	129
Herve Lamizana	Rutgers	2000-04	4	48	2.56	123
Jeremy McNeil	Syracuse	2000-04	4	60	2.01	121
John Wallace	Syracuse	1992-96	4	72	1.67	120
Eric Mobley	Pittsburgh	1991-94	3	53	2.25	119
Othella Harrington	Georgetown	1992-96	4	72	1.64	118

BLOCKED SHOTS AVERAGE

NAME	SCHOOL	CAREER	YRS.	GP	BLK	AVG.
Hasheem Thabeet	Connecticut	2006-09	3	52	243	4.67
Emeka Okafor	Connecticut	2001-04	3	48	207	4.30
Patrick Ewing	Georgetown	1981-85	4	62	247	3.98
Dikembe Mutombo	Georgetown	1988-91	3	48	184	3.83
Etan Thomas	Syracuse	1996-00	4	64	232	3.63
Alonzo Mourning	Georgetown	1988-92	4	62	224	3.61
Jason Lawson	Villanova	1993-97	4	71	216	3.04
Darryl Watkins	Syracuse	2003-07	4	47	117	2.89
Chris Obekpa	St. John's	2012-15	3	51	144	2.82
Ruben Boumtje						
Boumtje	Georgetown	1997-01	4	52	143	2.75
D'or Fischer	West Virginia	2003-05	2	31	84	2.71
Samuel Dalembert	Seton Hall	1999-01	2	32	86	2.69
Donyell Marshall	Connecticut	1991-94	3	54	141	2.61
Romaro Gill	Seton Hall	2018-20	2	30	78	2.60
Herve Lamizana	Rutgers	2000-04	4	48	123	2.56
Ryan Humphrey	Notre Dame	2000-02	2	31	77	2.48
Charles Smith	Pittsburgh	1984-88	4	64	158	2.47
Marcus Douthit	Providence	2000-04	4	63	151	2.39
Rony Seikaly	Syracuse	1984-88	4	64	151	2.36
Carson Desrosiers	Providence	2013-15	2	33	76	2.30
Derrick Coleman	Syracuse	1986-90	4	64	146	2.28
Eric Mobley	Pittsburgh	1991-94	3	53	119	2.25
Hamady Ndiaye	Rutgers	2006-10	4	70	157	2.24
Constantin Popa	Miami	1991-95	4	72	160	2.22
Conrad McRae	Syracuse	1989-93	4	60	133	2.22
Ed Pinckney	Villanova	1981-85	4	61	129	2.11
Josh Boone	Connecticut	2003-06	3	47	98	2.09

One-year Players

Eddie Griffin	Seton Hall	2000-01	1	15	61	4.07
Eric Hicks	Cincinnati	2005-06	1	16	53	3.31
Solomon Jones	USF	2005-06	1	16	41	2.56
Andre Drummond	Connecticut	2011-12	1	18	46	2.56
Gregory Echenique	Rutgers	2008-09	1	18	44	2.44

GAMES PLAYED

NAME	SCHOOL	CAREER	YRS.	GP
Kamar Baldwin	Butler	2016-20	4	72
Alpha Diallo	Providence	2016-20	4	72
Myles Powell	Seton Hall	2016-20	4	72
Eli Cain	DePaul	2015-19	4	72
Kelan Martin	Butler	2014-18	4	72
Kyron Cartwright	Providence	2014-18	4	72
Khadeen Carrington	Seton Hall	2014-18	4	72
Angel Delgado	Seton Hall	2014-18	4	72
J.P. Macura	Xavier	2014-18	4	72
Josh Hart	Villanova	2013-17	4	72
Kris Jenkins	Villanova	2013-17	4	72
Ryan Arcidiacono	Villanova	2012-16	4	72
LaDontae Henton	Providence	2011-15	4	72
JayVaughn Pinkston	Villanova	2011-15	4	72
Nate Lubick	Georgetown	2010-14	4	72
Brandon Young	DePaul	2010-14	4	72
Kadeem Batts	Providence	2010-14	4	72
Peyton Siva	Louisville	2010-13	4	72
Toarlyn Fitzpatrick	USF	2010-13	4	72
Brandon Triche	Syracuse	2010-13	4	72
Dane Miller	Rutgers	2010-13	4	72
Darryl Bryant	West Virginia	2008-12	4	72
Jason Clark	Georgetown	2008-12	4	72
Jordan Theodore	Seton Hall	2008-12	4	72
John Flowers	West Virginia	2007-11	4	72
Paris Horne	St. John's	2007-11	4	72
Justin Burrell	St. John's	2007-11	4	72
Corey Fisher	Villanova	2007-11	4	72
D.J. Kennedy	St. John's	2007-11	4	72
Rashad Bishop	Cincinnati	2007-11	4	72
Mike Coburn	Rutgers	2007-11	4	72
Gilbert Brown	Pittsburgh	2007-11	4	72
Rick Jackson	Syracuse	2007-11	4	72
Antonio Pena	Villanova	2007-11	4	72
Kevin Jones	West Virginia	2007-11	4	72

GAMES STARTED

NAME	SCHOOL	CAREER	YRS.	GS
Eli Cain	DePaul	2015-19	4	72
Brandon Triche	Syracuse	2010-13	4	72
Kamar Baldwin	Butler	2016-20	4	71
Angel Delgado	Seton Hall	2014-18	4	71
Ryan Arcidiacono	Villanova	2012-16	4	71
Brandon Young	DePaul	2010-14	4	71
Markus Howard	Marquette	2016-20	4	70
D.J. Kennedy	St. John's	2007-11	4	70
Deonta Vaughn	Cincinnati	2006-10	4	69
Tory Jackson	Notre Dame	2006-10	4	69
Darryl Bryant	West Virginia	2008-12	4	69

MINUTES PLAYED

NAME	SCHOOL	CAREER	YRS.	GP	MP
LaDontae Henton	Providence	2011-15	4	72	2660
Tory Jackson	Notre Dame	2006-10	4	69	2510
Vincent Council	Providence	2010-13	4	71	2498
Chris Thomas	Notre Dame	2001-05	4	64	2487
D. Smith-Rivera	Georgetown	2012-16	4	71	2452
D'Angelo Harrison	St. John's	2011-15	4	69	2447
Deonta Vaughn	Cincinnati	2006-10	4	69	2401
Eli Cain	DePaul	2015-19	4	72	2395
Kamar Baldwin	Butler	2016-20	4	72	2393
Bryce Cotton	Providence	2010-14	4	71	2385
Ryan Arcidiacono	Villanova	2012-16	4	72	2364
Gerry McNamara	Syracuse	2002-06	4	64	2336
Chris Howard	USF	2006-10	4	68	2335
Angel Delgado	Seton Hall	2014-18	4	72	2333
Jeremy Hazell	Seton Hall	2007-11	4	68	2330
Brandon Young	DePaul	2010-14	4	72	2317
Myles Powell	Seton Hall	2016-20	4	72	2303
Khadeen Carrington	Seton Hall	2014-18	4	72	2303
Alpha Diallo	Providence	2016-20	4	72	2299
Geoff McDermott	Providence	2005-09	4	68	2295

NOTE: ALL RECORDS ARE INCLUSIVE OF
REGULAR-SEASON CONFERENCE GAMES ONLY

Annual Leaders

TEAM SCORING

	GP	FG	3FG	FT	PTS.	AVG.
2019-20 Creighton	18	495	176	236	1402	77.9
2018-19 Georgetown	18	486	161	296	1429	79.4
2017-18 Villanova	18	572	196	228	1584	88.0
2016-17 Marquette	18	506	196	243	1451	80.6
2015-16 Xavier	18	491	136	335	1453	80.7
2014-15 Villanova	18	441	180	318	1380	76.7
2013-14 Creighton	18	490	173	249	1402	77.9
2012-13 Louisville	18	444	88	287	1263	70.2
2001-12 Marquette	18	464	1018	304	1339	74.4
2010-11 Marquette	18	445	103	324	1317	73.2
2009-10 Villanova	18	498	127	346	1469	81.6
2008-09 Villanova	18	489	120	333	1431	79.5
2007-08 Notre Dame	18	503	147	295	1448	80.4
2006-07 Notre Dame	16	406	132	259	1203	75.2
2005-06 Notre Dame	16	426	172	235	1259	78.7
2004-05 Connecticut	16	427	79	300	1233	77.1
2003-04 Connecticut	16	455	98	186	1194	74.6
2002-03 Boston College	16	456	112	272	1296	81.0
2001-02 Georgetown	16	420	92	330	1268	79.2
2000-01 Boston College	16	421	115	290	1247	77.9
1999-00 Syracuse	16	419	92	276	1206	75.4
1998-99 St. John's	18	520	114	258	1412	78.4
1997-98 West Virginia	18	534	99	268	1385	76.9
1996-97 West Virginia	18	522	86	268	1398	77.7
1995-96 Connecticut	18	515	131	274	1435	79.7
1994-95 Connecticut	18	542	129	276	1489	82.7
1993-94 Connecticut	18	510	108	325	1453	80.7
1992-93 Seton Hall	18	440	95	408	1383	76.8
1991-92 Connecticut	18	465	119	346	1395	77.5
1990-91 Pittsburgh	16	409	101	388	1307	81.7
1989-90 Providence	16	452	95	338	1337	83.6
1988-89 Syracuse	16	499	53	253	1304	81.5
1987-88 Syracuse	16	480	60	242	1262	78.9
1986-87 Providence	16	450	129	298	1327	82.9
1985-86 Georgetown	16	476	—	304	1256	78.5
1984-85 St. John's	16	448	—	326	1222	76.4
1983-84 Syracuse	16	504	—	248	1255	78.4
1982-83 Syracuse	16	518	—	289	1325	82.8
1981-82 Syracuse	14	401	—	265	1067	76.2
1980-81 Syracuse	14	383	—	231	997	71.2
1979-80 Syracuse	6	195	—	104	494	82.3

TEAM SCORING MARGIN

	GP	PTS.	AVG.	PTS.	AVG.	MARGIN
2019-20 Creighton	18	1402	77.9	71.1	71.1	6.8
2018-19 Villanova	18	1337	74.3	1222	67.9	6.4
2017-18 Villanova	18	1584	88.0	1374	76.3	11.7
2016-17 Villanova	18	1373	76.3	1162	64.6	11.7
2015-16 Villanova	18	1453	80.7	1186	65.9	11.7
2014-15 Villanova	18	1380	76.7	1150	63.9	12.8
2013-14 Villanova	18	1390	77.2	1211	67.3	9.9
2012-13 Louisville	18	1263	70.2	1055	58.6	11.6
2011-12 Syracuse	18	1286	71.4	1100	61.1	10.3
2010-11 Pittsburgh	18	1247	69.3	1081	60.1	9.2
2009-10 Syracuse	18	1389	77.2	1243	69.1	8.1
2008-09 Pittsburgh	18	1408	78.2	1218	67.7	10.6
2007-08 Louisville	18	1282	71.2	1105	61.4	9.8
2006-07 Georgetown	16	1080	67.5	924	57.8	9.7
2005-06 Connecticut	16	1235	77.2	1079	67.4	9.8
2004-05 Connecticut	16	1233	77.1	1090	68.1	8.9
2003-04 Connecticut	16	1194	74.6	1036	64.8	9.9
2002-03 Pittsburgh	16	1156	72.2	985	61.6	10.7
2001-02 Pittsburgh	16	1169	73.1	1039	64.9	8.1
2000-01 Boston College	16	1247	77.9	1090	68.1	9.8
1999-00 Syracuse	16	1206	75.4	1037	64.8	10.6
1998-99 Connecticut	18	1329	74.9	1137	63.2	11.8
1997-98 Connecticut	18	1374	76.3	1175	65.3	11.1
1996-97 Villanova	18	1335	74.2	1236	68.7	5.5
1995-96 Connecticut	18	1435	79.7	1204	66.9	12.8
1994-95 Connecticut	18	1489	82.7	1303	72.4	10.3
1993-94 Connecticut	18	1453	80.7	1280	71.1	9.6
1992-93 Seton Hall	18	1383	76.8	1251	69.5	7.3
1991-92 St. John's	18	1269	70.5	1175	65.3	5.2
1990-91 Syracuse	16	1279	79.9	1200	75.0	4.9

TEAM SCORING MARGIN (CONTINUED)

	GP	PTS.	AVG.	PTS.	AVG.	MARGIN
1989-90 Georgetown	16	1257	78.6	1113	69.6	9.0
1988-89 Syracuse	16	1304	81.5	1175	73.4	8.1
1987-88 Syracuse	16	1262	78.9	1130	70.6	8.3
1986-87 Georgetown	16	1183	73.9	1069	66.8	7.1
1985-86 Georgetown	16	1256	78.5	1107	69.2	9.3
1984-85 Georgetown	16	1189	74.3	966	60.4	13.9
1983-84 Georgetown	16	1212	75.8	1004	62.8	13.0
1982-83 St. John's	16	1234	77.1	1093	68.3	8.8
1981-82 Georgetown	14	990	70.7	831	59.4	11.3
1980-81 Boston College	14	972	69.4	906	64.7	4.7
1979-80 Syracuse	6	494	82.3	434	72.3	10.0

TEAM REBOUNDING

	GP	REB	AVG.
2019-20 Marquette	18	713	39.6
2018-19 Georgetown	18	700	38.9
2017-18 DePaul	18	691	38.4
2016-17 Seton Hall	18	697	38.7
2015-16 Seton Hall	18	724	40.2
2014-15 Butler	18	655	36.4
2013-14 Providence	18	651	36.2
2012-13 Providence	18	671	37.3
2001-12 Villanova	18	704	39.1
2010-11 Pittsburgh	18	673	37.4
2009-10 West Virginia	18	697	38.7
2008-09 Connecticut	18	748	41.6
2007-08 Notre Dame	18	747	41.5
2006-07 Connecticut	16	650	40.6
2005-06 Connecticut	16	713	44.6
2004-05 Connecticut	16	685	42.6
2003-04 Connecticut	16	697	43.6
2002-03 Connecticut	16	667	41.7
2001-02 Notre Dame	16	662	41.4
2000-01 Georgetown	16	671	41.9
1999-00 Georgetown	16	672	42.0
1998-99 Georgetown	18	772	42.9
1997-98 Connecticut	18	740	41.1
1996-97 Georgetown	18	810	45.0
1995-96 Georgetown	18	740	41.1
1994-95 Connecticut	18	717	39.8
1993-94 Syracuse	18	706	39.2
1992-93 Providence	18	716	39.8
1991-92 Providence	18	729	40.5
1990-91 Providence	16	643	40.2
1989-90 Georgetown	16	665	41.6
1988-89 Seton Hall	16	614	38.4
1987-88 Syracuse	16	625	39.1
1986-87 Georgetown	16	638	39.9
1985-86 Georgetown	16	620	38.8
1984-85 Georgetown	16	599	37.4
1983-84 Georgetown	16	591	36.9
1982-83 Syracuse	16	629	39.7
1981-82 Georgetown	14	498	35.6
1980-81 St. John's	14	456	32.6
1979-80 Syracuse	6	241	40.2

TEAM REBOUNDING MARGIN

	GP	REB.	AVG.	OPP. REB.	OPP. AVG.	MARGIN
2019-20 Marquette	18	713	39.6	626	34.8	4.8
2018-19 Xavier	18	641	35.6	563	31.3	4.3
2017-18 Xavier	18	669	37.2	567	31.5	5.7
2016-17 Xavier	18	670	37.2	38.7	30.3	6.9
2015-16 Xavier	18	706	39.2	636	35.3	3.9
2014-15 Butler	18	655	36.4	524	29.1	7.3
2013-14 Xavier	18	618	34.3	554	30.8	3.6
2012-13 Marquette	18	620	34.3	547	30.4	4.1
2011-12 West Virginia	18	673	37.4	569	31.6	5.8
2010-11 Pittsburgh	18	673	37.4	544	30.2	7.2
2009-10 West Virginia	18	697	38.7	607	33.7	5.0
2008-09 Pittsburgh	18	713	39.6	525	29.2	10.4
2007-08 Syracuse	18	702	39.0	617	34.3	4.7
2006-07 Pittsburgh	16	553	34.6	471	29.4	5.1
2005-06 Connecticut	16	713	44.6	556	34.8	9.8
2004-05 Connecticut	16	685	42.8	558	34.9	7.9

TEAM REBOUNDBING MARGIN (CONTINUED)

		GP	REB.	AVG.	OPP. REB.	OPP. AVG.	MARGIN
2003-04	Connecticut	16	697	43.6	582	36.4	7.2
2002-03	Connecticut	16	667	41.7	580	36.2	5.4
2001-02	Connecticut	16	660	41.2	578	36.1	5.1
2000-01	Georgetown	16	671	41.9	571	35.7	6.2
1999-00	Georgetown	16	672	42.0	614	38.4	3.6
1998-99	Connecticut	18	721	40.1	624	34.7	5.4
1997-98	Connecticut	18	740	41.1	639	35.5	5.6
1996-97	St. John's	18	766	42.6	617	34.3	8.3
1995-96	Connecticut	18	724	40.2	606	33.7	6.5
1994-95	Connecticut	18	717	39.8	624	34.7	5.1
1993-94	Providence	18	705	39.2	605	33.6	5.6
1992-93	Providence	18	716	39.8	594	33.0	6.8
1991-92	Providence	18	729	40.5	612	34.0	6.5
1990-91	Georgetown	16	611	38.2	533	33.3	4.9
1989-90	Georgetown	16	665	41.6	558	34.9	6.7
1988-89	Seton Hall	16	614	38.4	541	33.8	4.6
1987-88	Syracuse	16	625	39.1	525	32.8	6.3
1986-87	Pittsburgh	16	635	39.7	517	32.3	7.4
1985-86	Georgetown	16	620	38.8	533	33.3	5.5
1984-85	Georgetown	16	599	37.4	522	32.6	4.8
1983-84	Georgetown	16	591	36.9	509	31.8	5.1
1982-83	Syracuse	16	629	39.7	572	35.8	3.9
1981-82	Georgetown	14	498	35.6	438	31.3	4.3

TEAM FIELD GOAL PERCENTAGE

		GP	FGM	FGA	PCT.
2019-20	Creighton	18	495	1052	.471
2018-19	DePaul	18	484	1039	.466
2017-18	Villanova	18	572	1119	.511
2016-17	Creighton	18	533	1078	.494
2015-16	Villanova	18	472	1001	.472
2014-15	Villanova	18	441	952	.463
2013-14	Creighton	18	490	982	.499
2012-13	Marquette	18	424	923	.459
2011-12	Marquette	18	464	1018	.456
2010-11	Syracuse	18	468	994	.471
2009-10	Georgetown	18	466	946	.493
2008-09	Syracuse	18	532	1088	.489
2007-08	Louisville	18	460	993	.463
2006-07	Georgetown	16	383	758	.505
2005-06	Connecticut	16	445	959	.464
2004-05	Syracuse	16	435	913	.476
2003-04	Pittsburgh	16	402	857	.469
2002-03	Pittsburgh	16	406	816	.498
2001-02	Connecticut	16	438	917	.478
2000-01	Villanova	16	401	849	.472
1999-00	Syracuse	16	419	891	.470
1998-99	Miami	18	475	966	.492
1997-98	Connecticut	18	493	1082	.456
1996-97	West Virginia	18	522	1131	.462
1995-96	Connecticut	18	515	1075	.479
1994-95	Syracuse	18	540	1085	.498
1993-94	Connecticut	18	510	1070	.477
1992-93	St. John's	18	479	1014	.472
1991-92	Pittsburgh	18	455	1004	.453
1990-91	Seton Hall	16	395	839	.471
1989-90	Providence	16	452	962	.470
1988-89	Syracuse	16	499	972	.513
1987-88	St. John's	16	418	829	.504
1986-87	Syracuse	16	472	935	.505
1985-86	St. John's	16	477	913	.522
1984-85	St. John's	16	448	855	.524
1983-84	Syracuse	16	504	934	.540
1982-83	Syracuse	16	518	1002	.517
1981-82	Villanova	14	357	679	.526
1980-81	Connecticut	14	360	689	.522
1979-80	Connecticut	6	181	331	.547

TEAM THREE-POINT FIELD GOAL PERCENTAGE

		GP	FGM	FGA	PCT.
2019-20	Creighton	18	176	446	.395
2018-19	Marquette	18	168	422	.417
2017-18	Marquette	18	196	459	.427
2016-17	Marquette	18	196	437	.449
2015-16	Butler	18	125	318	.393

TEAM THREE-POINT FIELD GOAL PCT. (CONTINUED)

		GP	FGM	FGA	PCT.
2014-15	Villanova	18	180	450	.400
2013-14	Creighton	18	173	424	.408
2012-13	Georgetown	18	113	299	.378
2011-12	Seton Hall	18	133	363	.366
2010-11	Notre Dame	18	143	354	.404
2009-10	Georgetown	18	118	295	.400
2008-09	Notre Dame	18	152	391	.389
2007-08	Notre Dame	18	147	361	.407
2006-07	Notre Dame	16	132	348	.379
2005-06	Marquette	16	144	347	.415
2004-05	Notre Dame	16	155	385	.403
2003-04	Connecticut	16	98	251	.390
2002-03	Connecticut	16	90	233	.386
2001-02	Georgetown	16	98	272	.360
2000-01	Rutgers	16	98	245	.400
	Providence	16	132	330	.400
1999-00	Connecticut	16	89	224	.397
1998-99	Villanova	18	152	392	.388
1997-98	Rutgers	18	124	338	.367
1996-97	Boston College	18	112	298	.376
1995-96	Connecticut	18	131	333	.393
1994-95	Villanova	18	142	345	.412
1993-94	Boston College	18	126	307	.410
1992-93	Boston College	18	101	239	.423
1991-92	Boston College	18	120	290	.414
1990-91	Pittsburgh	16	101	235	.430
1989-90	Georgetown	16	76	190	.400
1988-89	Pittsburgh	16	92	217	.424
1987-88	Boston College	16	87	185	.470
1986-87	Providence	16	129	315	.410

TEAM FREE THROW PERCENTAGE

		GP	FTM	FTA	PCT.
2019-20	Georgetown	18	270	345	.783
2018-19	Marquette	18	263	342	.769
2017-18	Marquette	18	228	284	.803
2016-17	Villanova	18	270	338	.799
2015-16	Villanova	18	306	381	.803
2014-15	Xavier	18	292	390	.749
2013-14	Providence	18	337	441	.764
2012-13	Connecticut	18	271	364	.745
2011-12	Villanova	18	315	419	.752
2010-11	USF	18	248	334	.743
2009-10	Marquette	18	256	337	.760
2008-09	West Virginia	18	231	311	.743
2007-08	Connecticut	18	344	457	.753
2006-07	Villanova	16	263	342	.769
2005-06	Villanova	16	262	343	.764
2004-05	West Virginia	16	215	274	.785
2003-04	Villanova	16	231	301	.767
2002-03	Providence	16	274	347	.790
2001-02	Miami	16	275	336	.818
2000-01	Providence	16	281	379	.741
1999-00	Miami	16	236	314	.752
1998-99	Villanova	18	275	370	.743
1997-98	Syracuse	18	326	458	.712
1996-97	Boston College	18	294	414	.710
1995-96	Connecticut	18	274	365	.751
1994-95	Connecticut	18	276	361	.765
1993-94	Connecticut	18	325	445	.730
1992-93	Seton Hall	18	408	535	.763
1991-92	Villanova	18	408	532	.767
1990-91	Seton Hall	16	307	405	.758
1989-90	Seton Hall	16	268	360	.744
1988-89	Seton Hall	16	365	477	.776
1987-88	Boston College	16	229	303	.756
1986-87	Providence	16	298	376	.793
1985-86	St. John's	16	276	366	.754
1984-85	Connecticut	16	220	288	.764
1983-84	Boston College	16	313	413	.758
1982-83	St. John's	16	368	465	.791
1981-82	St. John's	14	293	379	.773
1980-81	Connecticut	14	234	294	.796
1979-80	Boston College	6	116	159	.730

Annual Leaders

TEAM ASSISTS

	GP	AST.	AVG.
2019-20	Creighton	18	291 16.2
2018-19	Georgetown	18	302 16.8
2017-18	Villanova	18	303 16.8
2016-17	Creighton	18	303 16.8
2015-16	Xavier	18	301 16.7
2014-15	Xavier	18	290 16.1
2013-14	Creighton	18	312 17.3
2012-13	Notre Dame	18	288 16.0
2011-12	Marquette	18	302 16.8
2010-11	Louisville	18	301 16.70
2009-10	Syracuse	18	310 17.22
2008-09	Pittsburgh	18	325 18.06
2007-08	Notre Dame	18	330 18.33
2006-07	Pittsburgh	16	263 16.44
2005-06	West Virginia	16	282 17.63
2004-05	Connecticut	16	282 17.62
2003-04	Boston College	16	278 17.38
2002-03	Boston College	16	278 17.38
2001-02	Notre Dame	16	300 18.75
2000-01	Georgetown	16	265 16.56
1999-00	Syracuse	16	274 17.12
1998-99	St. John's	18	302 16.78
1997-98	Villanova	18	296 16.4
1996-97	Providence	18	305 16.9
1995-96	Syracuse	18	340 18.9
1994-95	Connecticut	18	338 18.8
1993-94	Connecticut	18	311 17.3
1992-93	St. John's	18	289 16.1
1991-92	St. John's	18	265 14.7
1990-91	Pittsburgh	16	254 15.9
1989-90	Providence	16	277 17.3
1988-89	Syracuse	16	285 17.8
1987-88	Syracuse	16	309 19.3
1986-87	Syracuse	16	278 17.4
1985-86	Syracuse	16	325 20.3
1984-85	St. John's	16	282 17.6
1983-84	Syracuse	16	312 19.5
1982-83	Syracuse	16	304 19.0
1981-82	Villanova	14	199 14.2
1980-81	Connecticut	14	212 15.1
1979-80	Syracuse	6	110 18.3

TEAM STEALS

	GP	STLS.	AVG.
2019-20	St. John's	18	175 9.7
2018-19	St. John's	18	153 8.5
2017-18	St. John's	18	153 8.5
2016-17	Villanova	18	136 7.6
2015-16	Marquette	18	135 7.5
2014-15	Georgetown	18	130 7.2
2013-14	St. John's	18	126 7.0
2012-13	Louisville	18	181 10.1
2011-12	Louisville	18	162 9.0
2010-11	Louisville	18	157 8.7
2009-10	Providence	18	144 8.00
2008-09	Louisville	18	155 8.61
2007-08	Marquette	18	164 9.11
2006-07	Seton Hall	16	142 8.88
2005-06	Syracuse	16	131 8.19
2004-05	Villanova	16	141 8.81
2003-04	Virginia Tech	16	161 10.06
2002-03	St. John's	16	150 9.38
2001-02	Syracuse	16	179 11.19
2000-01	Boston College	16	168 10.50
1999-00	St. John's	16	182 11.38
1998-99	Providence	18	192 10.67
1997-98	West Virginia	18	194 10.8
1996-97	West Virginia	18	184 10.2
1995-96	Georgetown	18	201 11.2
1994-95	Georgetown	18	188 10.4
1993-94	St. John's	18	159 8.8
1992-93	St. John's	18	161 8.9
1991-92	St. John's	18	160 8.9

TEAM STEALS (CONTINUED)

1990-91	Syracuse	16	160 10.0
1989-90	Connecticut	16	198 12.4
1988-89	Providence	16	152 9.5
1987-88	Providence	16	155 9.7
1986-87	Providence	16	134 8.4
1985-86	Providence	16	167 10.4
1984-85	Georgetown	16	128 8.0
1983-84	Georgetown	16	161 10.1
1982-83	Georgetown	16	151 9.4
1981-82	Georgetown	14	135 9.6
1980-81	Georgetown	14	121 8.6
1979-80	St. John's	6	65 10.8

TEAM BLOCKED SHOTS

	GP	BLKS	AVG.
2019-20	Seton Hall	18	102 5.68
2018-19	Marquette	18	73 4.05
2017-18	St. John's	18	83 4.61
2016-17	St. John's	18	96 5.33
2015-16	St. John's	18	92 5.11
2014-15	St. John's	18	117 6.50
2013-14	St. John's	18	112 6.22
2012-13	St. John's	18	114 6.33
2011-12	Syracuse	18	134 7.44
2010-11	Syracuse	18	123 6.83
2009-10	Connecticut	18	120 6.67
2008-09	Connecticut	18	147 8.17
2007-08	Connecticut	18	165 9.17
2006-07	Connecticut	16	123 7.69
2005-06	Connecticut	16	159 9.94
2004-05	Connecticut	16	128 8.00
2003-04	Connecticut	16	135 8.44
2002-03	Connecticut	16	125 7.81
2001-02	Rutgers	16	119 7.44
2000-01	Seton Hall	16	104 6.50
1999-00	Georgetown	16	111 6.94
1998-99	Syracuse	18	122 6.78
1997-98	Pittsburgh	18	98 5.4
1996-97	Villanova	18	123 6.8
1995-96	Connecticut	18	106 5.9
1994-95	Villanova	18	96 5.3
1993-94	Villanova	18	101 5.6
1992-93	Syracuse	18	113 6.3
1991-92	Georgetown	18	112 6.2
1990-91	Georgetown	16	115 7.2
1989-90	Georgetown	16	123 7.7
1988-89	Georgetown	16	137 8.6
1987-88	Syracuse	16	77 4.8
1986-87	Syracuse	16	84 5.3
1985-86	Syracuse	16	91 5.7
1984-85	Georgetown	16	101 6.3
1983-84	Georgetown	16	86 5.4
1982-83	Georgetown	16	78 4.9
1981-82	Georgetown	14	69 4.9
1980-81	Syracuse	14	58 4.1
1979-80	Syracuse	6	31 5.2

TEAM FIELD GOAL PERCENTAGE DEFENSE

	GP	OPP FG%
2019-20	Seton Hall	18 .409
2018-19	Marquette	18 .417
2017-18	St. John's	18 .446
2016-17	Villanova	18 .415
2015-16	Seton Hall	18 .401
2014-15	Georgetown	18 .401
2013-14	St. John's	18 .419
2012-13	Georgetown	18 .378
2011-12	USF	18 .382
2010-11	Pittsburgh	18 .387
2009-10	Connecticut	18 .404
2008-09	Connecticut	18 .376
2007-08	Georgetown	18 .372

TEAM FIELD GOAL

PERCENTAGE DEFENSE (CONTINUED)

	GP	OPP FG%
2006-07	Georgetown	16 .391
2005-06	Connecticut	16 .372
2004-05	Connecticut	16 .380
2003-04	Connecticut	16 .372
2002-03	Connecticut	16 .378
2001-02	Connecticut	16 .367
2000-01	Notre Dame	16 .397
1999-00	Miami	16 .377
1998-99	Miami	18 .390
1997-98	Connecticut	18 .387
1996-97	Connecticut	18 .382
1995-96	Connecticut	18 .405
1994-95	Syracuse	18 .415
1993-94	Connecticut	18 .403
1992-93	Georgetown	18 .421
1991-92	Villanova	18 .396
1990-91	Georgetown	16 .360
1989-90	Georgetown	16 .393
1988-89	Georgetown	16 .394
1987-88	Connecticut	16 .453
1986-87	Syracuse	16 .410
1985-86	Syracuse	16 .432
1984-85	Georgetown	16 .418
1983-84	Georgetown	16 .414
1982-83	Villanova	16 .433
1981-82	Georgetown	14 .434
1980-81	Syracuse	14 .470
1979-80	Syracuse	6 .447

TEAM SCORING DEFENSE

	GP	OPP PPG
2019-20	Providence	18 66.6
2018-19	Villanova	18 67.9
2017-18	Providence	18 74.6
2016-17	Villanova	18 64.6
2015-16	Villanova	18 65.9
2014-15	Villanova	18 63.9
2013-14	Villanova	18 67.3
2012-13	Georgetown	18 56.9
2011-12	USF	18 56.9
2010-11	Pittsburgh	18 60.1
2009-10	Marquette	18 65.6
2008-09	Connecticut	18 62.1
2007-08	Georgetown	18 58.7
2006-07	Georgetown	16 57.8
2005-06	Georgetown	16 60.3
2004-05	Boston College	16 63.2
2003-04	Pittsburgh	16 59.1
2002-03	Pittsburgh	16 61.6
2001-02	Pittsburgh	16 64.9
2000-01	Connecticut	16 67.4
1999-00	Miami	16 58.2
1998-99	Connecticut	18 63.2
1997-98	Connecticut	18 65.3
1996-97	Connecticut	18 62.3
1995-96	Connecticut	18 66.9
1994-95	Villanova	18 69.5
1993-94	Georgetown	18 63.4
1992-93	Georgetown	18 64.4
1991-92	Georgetown	18 64.6
1990-91	Georgetown	16 63.3
1989-90	Georgetown	16 69.6
1988-89	Georgetown	16 66.3
1987-88	Georgetown	16 65.3
1986-87	St. John's	16 65.5
1985-86	Syracuse	16 66.3
1984-85	Georgetown	16 60.4
1983-84	Georgetown	16 62.8
1982-83	Georgetown	16 67.7
1981-82	Georgetown	14 59.4
1980-81	Georgetown	14 60.4
1979-80	Georgetown	6 65.7

Individual Annual Leaders

INDIVIDUAL SCORING

		GP	FG	3FG	FT	PTS.	AVG.
2019-20	Markus Howard, MU	18	155	75	132	517	28.7
2018-19	Markus Howard, MU	18	136	63	113	448	24.9
2017-18	Kelan Martin, BU	18	144	58	78	424	23.6
2016-17	Josh Hart, VU	18	119	37	52	327	18.2
2015-16	Ben Bentil, PC	18	128	30	127	413	22.9
2014-15	LaDontae Henton, PC	18	116	36	94	362	20.1
2013-14	Doug McDermott, CU	18	180	50	88	498	27.7
2012-13	Bryce Cotton, PC	18	101	56	72	330	18.3
2011-12	Kevin Jones, WVU	18	129	20	64	342	19.0
2010-11	Marshon Brooks, PC	18	162	37	107	468	26.0
2009-10	Dominique Jones, USF	18	125	27	140	417	23.2
2008-09	Luke Harangody, ND	18	176	8	94	454	25.2
2007-08	Luke Harangody, ND	18	155	3	106	419	23.3
2006-07	Herbert Hill, PC	16	135	0	49	319	19.9
2005-06	Quincy Douby, RU	16	148	60	76	432	27.0
2004-05	Ryan Gomes, PC	16	136	28	71	371	23.2
2003-04	Bryant Matthews, VT	16	120	23	81	344	21.5
2002-03	Troy Bell, BC	16	124	62	134	444	27.8
2001-02	Marcus Hatten, STJ	16	115	27	100	357	22.3
2000-01	Troy Murphy, ND	16	124	14	102	364	22.8
1999-00	Troy Murphy, ND	16	114	11	108	347	21.7
1998-99	Richard Hamilton, UConn	17	123	38	92	376	22.1
1997-98	Pat Garrity, ND	18	144	25	120	433	24.1
1996-97	Victor Page, GU	18	142	49	85	418	23.2
1995-96	Allen Iverson, GU	18	147	46	117	457	25.4
1994-95	Kerry Kittles, VU	18	154	50	59	417	23.2
1993-94	Donyell Marshall, UConn	18	159	26	118	462	25.7
1992-93	Terry Dehere, SHU	18	118	49	114	399	22.2
1991-92	Chris Smith, UConn	18	129	49	91	398	22.1
1990-91	Eric Murdock, PC	16	135	36	129	435	27.2
1989-90	Mark Tillmon, GU	16	116	35	78	345	21.6
1988-89	Dana Barros, BC	16	116	54	85	371	23.2
1987-88	Dana Barros, BC	16	115	48	72	350	21.9
1986-87	Reggie Williams, GU	16	130	40	68	368	23.0
1985-86	Walter Berry, STJ	16	141	—	77	359	22.4
1984-85	Andre McCloud, SHU	16	124	—	80	328	20.5
1983-84	Chris Mullin, STJ	16	145	—	108	398	24.9
1982-83	Clyde Vaughan, Pitt	16	135	—	82	352	22.0
1981-82	Dan Callandrillo, SHU	14	142	—	100	384	27.4
1980-81	John Bagley, BC	14	103	—	99	305	21.8
1979-80	Louie Orr, SYR	6	46	—	31	123	20.5

REBOUNDING

		GP	REB.	AVG.
2019-20	Tyrique Jones, XU	18	217	12.1
2018-19	Paul Reed, DPU	18	162	9.0
2017-18	Angel Delgado, SHU	18	214	11.9
2016-17	Angel Delgado, SHU	18	253	14.1
2015-16	Henry Ellenson, MU	18	175	9.7
2014-15	Angel Delgado, SHU	18	192	10.7
2013-14	Kameron Woods, BU	18	141	8.3
2012-13	Gorgui Dieng, UL	18	195	10.8
2011-12	Kevin Jones, WVU	18	121	10.9
2010-11	Rick Jackson, SYR	18	178	9.9
2009-10	Herb Pope, SHU	18	199	11.1
2008-09	Luke Harangody, ND	18	159	12.8
2007-08	Luke Harangody, ND	18	203	11.3
2006-07	Kentrell Gransberry, USF	16	181	11.3
2005-06	Aaron Gray, PITT	16	169	10.6
2004-05	Charlie Villanueva, UConn	16	144	9.0
2003-04	Emeka Okafor, UConn	16	185	11.6
2002-03	Mike Sweetney, GU	16	182	11.4
2001-02	Ryan Humphrey, ND	16	181	11.3
2000-01	Michael Bradley, VU	16	173	10.8
1999-00	Troy Murphy, ND	16	165	10.3
1998-99	Troy Murphy, ND	15	154	10.3
1997-98	Issac Hawkins, PITT	18	174	9.7
1996-97	Ya Ya Dia, GU	18	198	11.0
1995-96	Danya Abrams, BC	18	182	10.1
1994-95	Jerome Williams, GU	18	179	9.9
1993-94	Michael Smith, PC	18	220	12.2
1992-93	Michael Smith, PC	18	211	11.7
1991-92	Michael Smith, PC	18	199	11.1
1990-91	Dikembe Mutombo, GU	16	196	12.3
1989-90	Derrick Coleman, SYR	16	191	11.9
1988-89	Derrick Coleman, SYR	16	184	11.5
1987-88	Jerome Lane, PITT	16	185	11.6
1986-87	Jerome Lane, PITT	16	224	14.0
1985-86	Harold Pressley, VU	16	174	10.9
1984-85	Patrick Ewing, GU	16	161	10.1
1983-84	Otis Thorpe, PC	16	172	10.9
1982-83	Patrick Ewing, GU	16	166	10.4
1981-82	Corny Thompson, UConn	14	128	9.1
1980-81	Dan Schayes, SYR	14	137	9.8
1979-80	Roosevelt Bouie, SYR	6	59	9.8



Markus Howard, Marquette



Tyrique Jones, Xavier

Individual Annual Leaders

FIELD GOAL PERCENTAGE

		GP	FGM	FGA	PCT.
2019-20	Romaro Gill, SHU	18	66	104	.635
2018-19	Zach Hankins, XU	18	83	128	.648
2017-18	Tyler Wideman, BU	18	59	90	.656
2016-17	Justin Patton, CU	18	108	163	.663
2015-16	Geoffrey Groselle, CU	18	61	93	.656
2014-15	Daniel Ochefu, VU	18	60	90	.667
2013-14	Doug McDermott, CU	18	180	333	.541
2012-13	Nate Lubick, GU	18	56	95	.589
2011-12	Jack Cooley, ND	18	101	163	.620
2010-11	Gary McGhee, Pitt	18	59	95	.621
2009-10	Arinze Onuaku, SYR	18	92	136	.676
2008-09	DeJuan Blair, Pitt	18	118	207	.570
2007-08	Arinze Onuaku, SYR	18	94	152	.618
2006-07	Roy Hibbert, GU	16	79	111	.712
2005-06	Aaron Gray, PITT	16	95	166	.572
2004-05	Josh Pace, SYR	16	80	132	.606
2003-04	Emeka Okafor, UConn	16	123	204	.603
2002-03	Emeka Okafor, UConn	16	106	181	.586
2001-02	Ryan Gomes, PC	16	83	157	.529
2000-01	Michael Bradley, VU	16	140	207	.676
1999-00	Etan Thomas, SYR	16	80	141	.567
1998-99	Troy Murphy, ND	15	100	199	.503
1997-98	Mario Bland, UM	18	90	145	.621
1996-97	Otis Hill, SYR	18	111	201	.552
1995-96	Otis Hill, SYR	18	93	163	.571
1994-95	John Wallace, SYR	18	116	195	.595
1993-94	Othella Harrington, GU	18	99	171	.579
1992-93	Shawnelle Scott, STJ	17	100	173	.578
1991-92	Alonzo Mourning, GU	18	108	196	.551
1990-91	Marques Bragg, PC	16	82	136	.603
1989-90	Michael Cooper, SHU	16	86	156	.551
1988-89	Stephen Thompson, SYR	16	112	184	.609
1987-88	Derrick Coleman, SYR	16	85	146	.582
1986-87	Derrick Coleman, SYR	16	80	132	.606
1985-86	Dwayne Washington, SYR	16	107	194	.552
1984-85	Patrick Ewing, GU	16	98	164	.598
1983-84	Patrick Ewing, GU	16	107	165	.648
1982-83	Otis Thorpe, PC	16	117	182	.643
1981-82	David Russell, STJ	14	81	147	.551
1980-81	Chuck Aleksinas, UConn	14	73	123	.593
1979-80	Roosevelt Bouie, SYR	6	38	56	.678

THREE-POINT FIELD GOAL PERCENTAGE

		GP	FGM	FGA	PCT.
2019-20	Saddiq Bey, VU	18	59	122	.484
2018-19	Joey Hauser, MU	18	28	82	.452
2017-18	Sam Hauser, MU	18	51	95	.537
2016-17	Markus Howard, MU	18	55	96	.573
2015-16	Kellen Dunham, BU	18	49	99	.495
2014-15	Phil Greene IV, STJ	18	44	96	.458
2013-14	Doug McDermott, CU	18	50	108	.463
2012-13	Eric Atkins, ND	18	31	69	.449
2011-12	Hollis, Thompson, GU	18	32	72	.444
2010-11	Ashton Gibbs, Pitt	15	49	101	.485
2009-10	Austin Freeman, GU	17	41	79	.519
2008-09	Sharaud Curry, PC	18	37	82	.451
2007-08	Kyle McAlarney, ND	18	62	134	.463
2006-07	Scottie Reynolds, VU	16	43	100	.430
2005-06	Ronald Ramon, PITT	16	32	63	.508
2004-05	Chris Quinn, ND	16	43	83	.518
2003-04	Allan Ray, VU	16	50	117	.427
2002-03	Brian Chase, VT	14	28	60	.467
2001-02	Brian Chase, VT	16	38	94	.404
2000-01	Lionel Armstead, WVU	14	32	69	.464
1999-00	Albert Mouring, UConn	16	43	85	.506
1998-99	Chuck Moore, SHU	18	35	73	.479
1997-98	Donnell Williams, SHU	16	36	79	.456
1996-97	Vonteego Cummings, PITT	18	28	63	.444
1995-96	Garrick Thomas, PITT	17	33	63	.524
1994-95	Kerry Kittles, VU	18	50	111	.450
1993-94	Howard Easley, BC	18	53	103	.515
1992-93	Jake Morton, UM	18	34	80	.425
1991-92	Arturas Karnishovas, SHU	17	26	50	.520

THREE-POINT FIELD GOAL PERCENTAGE (CONTINUED)

		GP	FGM	FGA	PCT.
1990-91	Greg Woodard, VU	16	38	80	.475
1989-90	Mark Tillmon, GU	16	35	77	.455
1988-89	Jason Matthews, PITT	16	36	69	.522
1987-88	Jamie Benton, BC	16	25	50	.500
1986-87	Mark Jackson, STJ	16	38	77	.494
	Ernie Lewis, PC	16	55	114	.482

FREE THROW PERCENTAGE

		GP	FTM	FTA	PCT.
(minimum 2.5 made per game)					
2019-20	Denzel Mahoney, CU	18	53	59	.898
2018-19	Sam Hauser, MU	18	42	43	.977
2017-18	Andrew Rowsey, MU	18	77	83	.928
2016-17	Andrew Rowsey, MU	18	58	62	.935
2015-16	Federico Mussini, STJ	18	41	47	.872
2014-15	Myles Davis, XU	18	68	77	.883
2013-14	D'Angelo Harrison, STJ	18	92	102	.902
2012-13	LaDontae Henton, PC	18	52	59	.881
2011-12	Maalik Wayns, VU	15	66	72	.917
2010-11	Ashton Gibbs, Pitt	15	43	46	.935
2009-10	Sharaud Curry, PC	18	78	89	.876
2008-09	Sharaud Curry, PC	18	55	63	.873
2007-08	Craig Austrie, UConn	18	49	54	.907
2006-07	Jonathan Wallace, GU	16	47	53	.887
2005-06	Steve Novak, MU	16	50	52	.962
2004-05	Gerry McNamara, SYR	16	53	59	.898
2003-04	Gerry McNamara, SYR	16	53	57	.930
2002-03	Gerry McNamara, SYR	16	53	55	.964
2001-02	Gary Buchanan, VU	16	57	62	.919
2000-01	Gary Buchanan, VU	16	56	60	.933
1999-00	Khalid El-Amin, UConn	16	57	61	.934
1998-99	Rimas Kaukenas, SHU	18	55	64	.859
1997-98	Richard Hamilton, UConn	18	82	93	.882
1996-97	Austin Croshere, PC	18	84	90	.933
1995-96	Geoff Billet, RU	18	48	52	.923
1994-95	Donny Marshall, UConn	17	57	66	.864
1993-94	Howard Easley, BC	18	62	75	.827
1992-93	Bill Curley, BC	18	90	105	.857
1991-92	Sean Miller, Pitt	18	76	82	.927
1990-91	Sean Miller, Pitt	16	48	52	.923
1989-90	Jason Matthews, Pitt	16	80	88	.909
1988-89	Jason Matthews, Pitt	16	80	87	.920
1987-88	Tate George, UConn	16	45	50	.900
1986-87	Dana Barros, BC	16	51	56	.911
1985-86	Harold Jensen, VU	16	44	51	.863
1984-85	Earl Kelley, UConn	16	63	70	.900
1983-84	Chris Mullin, STJ	16	108	118	.915
1982-83	Chris Mullin, STJ	16	96	108	.889
1981-82	Dan Callandrillo, SHU	14	100	121	.826
1980-81	Dan Schayes, SYR	14	85	97	.876
1979-80	Vin Caraher, BC	6	16	17	.941

ASSISTS

		GP	AST.	AVG.
2019-20	Quincy McKnight, SHU	18	114	6.3
2018-19	James Akinjo, GU	18	108	6.0
2017-18	Kyron Cartwright, PC	18	105	5.8
2016-17	Kyron Cartwright, PC	18	112	6.2
2015-16	Maurice Watson Jr., CU	18	121	6.7
2014-15	Kris Dunn, PC	18	139	7.7
2013-14	Bryce Cotton, PC	18	109	6.1
2012-13	Vincent Council, PC	18	130	7.2
2011-12	Vincent Council, PC	17	136	8.0
2010-11	Scoop Jardine, SYR	18	109	6.1
2009-10	Tory Jackson, ND	18	101	5.6
2008-09	Levance Fields, Pitt	18	147	8.2
2007-08	Tory Jackson, ND	18	107	5.9
2006-07	Tory Jackson, ND	16	96	6.0
2005-06	Marcus Williams, UConn	16	137	8.6
2004-05	Marcus Williams, UConn	16	134	8.4
2003-04	Taliek Brown, UConn	16	108	6.8
2002-03	Chris Thomas, ND	16	108	6.8
2001-02	Chris Thomas, ND	16	130	8.1

Individual Annual Leaders

ASSISTS (CONTINUED)

		GP	AST.	AVG.
2000-01	Omar Cook, STJ	16	135	8.44
1999-00	Vernon Jennings, UM	16	111	6.9
1998-99	Vernon Jennings, UM	18	109	6.1
1997-98	Shaheen Holloway, SHU	18	119	6.6
1996-97	God Shammgod, PC	18	123	6.8
1995-96	Lazarus Sims, SYR	18	141	7.8
1994-95	Kevin Ollie, UConn	18	107	5.9
1993-94	Abdul Abdullah, PC	18	131	7.3
1992-93	David Cain, STJ	18	133	7.4
1991-92	Sean Miller, Pitt	18	126	7.0
1990-91	Jason Buchanan, STJ	16	95	5.9
1989-90	Darelle Porter, PITT	16	121	7.6
1988-89	Sherman Douglas, SYR	16	137	8.6
1987-88	Sherman Douglas, SYR	16	141	8.8
1986-87	Sherman Douglas, SYR	16	118	7.4
1985-86	Mark Jackson, STJ	16	150	9.4
1984-85	Dwayne Washington, SYR	16	91	5.7
1983-84	Dwayne Washington, SYR	16	110	6.9
1982-83	Ricky Tucker, PC	16	101	6.3
1981-82	Stewart Granger, VU	14	79	5.6
1980-81	Stewart Granger, VU	14	81	5.8
1979-80	Eddie Moss, SYR	6	39	6.5

STEALS

		GP	STLS.	AVG.
2019-20	Paul Reed, DPU	15	31	2.1
2018-19	Shamorie Ponds, STJ	17	44	2.6
2017-18	Justin Simon, STJ	18	46	2.6
2016-17	Shamorie Ponds, STJ	18	42	2.3
2015-16	Kris Dunn, PC	18	44	2.4
2014-15	Kris Dunn, PC	18	50	2.8
2013-14	Fuquan Edwin, SHU	18	38	2.4
2012-13	Michael Carter-Williams, SU	18	48	2.7
2011-12	Jae Crowder, MU	18	53	2.9
2010-11	Jeremy Hazell, SHU	14	34	2.4
2009-10	Mac Koshwal, DPU	14	30	2.1
2008-09	Paul Gause, SHU	18	46	2.56
2007-08	Jeff Xavier, PC	18	49	2.72
2006-07	Paul Gause, SHU	16	43	2.69
2005-06	Kyle Lowry, VU	16	39	2.44
2004-05	Gerry McNamara, SYR	16	36	2.25
2003-04	Bryant Matthews, VT	16	42	2.62
2002-03	Marcus Hatten, STJ	16	45	2.8
2001-02	John Linehan, PC	16	77	4.8
2000-01	John Linehan, PC	16	53	3.3
1999-00	Erick Barkley, STJ	16	47	3.6
1998-99	John Linehan, PC	18	60	3.3
1997-98	Kellii Taylor, Pitt	18	54	3.0
1996-97	Kellii Taylor, Pitt	18	54	3.0
1995-96	Allen Iverson, GU	18	67	3.7
1994-95	Allen Iverson, GU	18	64	3.6
1993-94	Kerry Kittles, VU	18	54	3.0
1992-93	Joey Brown, GU	17	44	2.6
1991-92	Jerome Scott, UM	18	43	2.4
1990-91	Scott Burrell, UConn	16	56	3.5
1989-90	Nadav Henefeld, UConn	16	59	3.7
1988-89	Eric Murdock, PC	16	54	3.4
1987-88	Eric Murdock, PC	16	55	3.4
1986-87	Billy Donovan, PC	16	31	1.9
	Reggie Williams, GU	16	31	1.9
1985-86	Harold Starks, PC	12	37	3.1
1984-85	Michael Adams, BC	16	41	2.6
1983-84	Michael Adams, BC	16	43	2.7
1982-83	Michael Adams, BC	16	51	3.2
1981-82	Dan Callandrillo, SHU	14	30	2.1
1980-81	Eddie Moss, SYR	14	34	2.4
1979-80	Bob Dulin, UConn	6	20	3.3

BLOCKED SHOTS

		GP	BLKS	AVG.
2019-20	Romaro Gill, SHU	18	61	3.4
2018-19	Theo John, MU	18	39	2.2
2017-18	Tariq Owens, STJ	18	48	2.7
2016-17	Tariq Owens, STJ	18	33	1.9
2015-16	Kassoum Yakwe, STJ	18	51	2.8
2014-15	Chris Obekpa, STJ	16	48	3.0
2013-14	Carson Desrosiers, PC	17	38	2.2
2012-13	Chris Obekpa, St. John's	18	60	3.3
2011-12	Fab Melo, SYR	15	56	3.7
2010-11	Rick Jackson, SYR	18	51	2.8
2009-10	Hamady Ndiaye, RU	18	69	3.8
2008-09	Hasheem Thabeet, UConn	18	89	4.9
2007-08	Hasheem Thabeet, UConn	18	94	5.2
2006-07	Hasheem Thabeet, UConn	16	60	3.8
2005-06	Hilton Armstrong, UConn	16	68	4.3
2004-05	Jason Fraser, VU	13	36	2.8
2003-04	Emeka Okafor, UConn	16	66	4.1
2002-03	Emeka Okafor, UConn	16	71	4.4
2001-02	Emeka Okafor, UConn	16	70	4.4
2000-01	Eddie Griffin, SHU	15	61	4.1
1999-00	Samuel Dalembert, SHU	16	63	3.9
1998-99	Etan Thomas, SYR	18	74	4.1
1997-98	Etan Thomas, SYR	18	77	4.3
1996-97	Jason Lawson, VU	18	61	3.4
1995-96	Jason Lawson, VU	17	53	3.1
1994-95	Jason Lawson, VU	18	52	2.9
1993-94	Donyell Marshall, UConn	18	56	3.1
1992-93	Conrad McRae, SYR	18	59	3.3
1991-92	Alonzo Mourning, GU	18	93	5.2
1990-91	Dikembe Mutombo, GU	16	73	4.6
1989-90	Dikembe Mutombo, GU	16	69	4.3
1988-89	Alonzo Mourning, GU	16	71	4.4
1987-88	Tom Greis, VU	16	43	2.7
1986-87	Charles Smith, PITT	16	49	3.1
1985-86	Harold Pressley, VU	16	52	3.3
1984-85	Patrick Ewing, GU	16	74	4.6
1983-84	Patrick Ewing, GU	16	65	4.1
1982-83	Patrick Ewing, GU	16	53	3.3
1981-82	Patrick Ewing, GU	14	55	3.9
1980-81	Dan Schayes, SYR	14	34	2.4
1979-80	Burnett Adams, BC	6	10	1.7



Emeka Okafor, Connecticut


BIG EAST Coaching Records

BIG EAST All-Time Winningest Coaches By Victories (Regular Season & Tournament)

COACH, TEAM	WON	LOST	PCT.	YEARS	TOURNAMENT (ONLY)		COACH, TEAM	WON	LOST	PCT.	YEARS	TOURNAMENT		
Jim Boeheim, Syracuse	416	221	.653	34	50	29	Mike Dunlap, St. John's *	6	13	.316	1	0	1	.000
Jim Calhoun, Connecticut *	309	181	.631	26	35	19	Gordon Chiesa, Providence	5	12	.294	1	0	1	.000
Jay Wright, Villanova	241	127	.655	19	24	14	Bill Raftery, Seton Hall	5	17	.227	2	0	2	.000
John Thompson, Georgetown	231	123	.653	20	33	13	Brandon Miller, Butler	4	15	.211	1	0	1	.000
Mike Brey, Notre Dame	146	100	.593	13	10	13	Gary Walters, Providence	4	19	.174	2	1	2	.333
John Thompson III, Georgetown	146	109	.573	13	15	12	Robert McCullum, USF	4	28	.125	2	0	0	-
Lou Carnesecca, St. John's	139	80	.635	13	12	11	Hoddy Mahon, Seton Hall	2	13	.133	1	0	1	.000
Jamie Dixon, Pittsburgh	127	66	.658	10	12	9	Kevin Clark, St. John's	1	15	.063	1	0	0	-
Rick Pitino, PC/Louisville	126	67	.653	10	15	7	Tracy Webster, DePaul	1	16	.059	0	0	1	.000
Rollie Massimino, Villanova	123	92	.572	12	13	12								
Steve Lappas, Villanova	97	79	.551	9	10	8								
Kevin Willard, Seton Hall	94	104	.475	10	10	8								
Ed Cooley, Providence	91	86	.514	9	8	7								
P.J. Carlesimo, Seton Hall	90	130	.409	12	13	10								
Leonard Hamilton, Miami	77	95	.448	10	5	9								
Paul Evans, Pittsburgh	76	70	.521	8	4	8								
Greg McDermott, Creighton	74	63	.540	7	5	6								
Buzz Williams, Marquette	74	45	.622	6	5	6								
Jim O'Brien, Boston College	74	133	.357	11	9	10								
Al Skinner, Boston College	74	72	.507	8	8	7								
Tim Welsh, Providence	72	101	.416	10	1	9								
Chris Mack, Xavier	64	38	.627	5	7	5								
Mick Cronin, Cincinnati	63	73	.463	7	6	6								
Mike Jarvis, St. John's	57	36	.613	5	7	4								
Steve Wojciechowski, Marquette	55	62	.470	6	4	5								
Bob Huggins, West Virginia	52	30	.634	4	7	3								
Rick Barnes, Providence	52	60	.464	6	5	5								
Gale Catlett, West Virginia	49	78	.386	7	1	6								
Craig Esherrick, Georgetown	46	59	.438	6	5	6								
Ben Howland, Pittsburgh	43	29	.597	4	8	3								
Steve Lavin, St. John's *	41	37	.532	4	1	4								
John Beilein, West Virginia	41	45	.477	5	4	5								
Louis Orr, Seton Hall	39	46	.459	5	1	5								
Pete Gillen, Providence	38	43	.469	4	5	4								
Dom Perno, Connecticut	38	68	.358	7	1	7								
Stan Heath, USF	37	79	.319	6	3	5								
Tommy Amaker, Seton Hall	35	39	.473	4	4	4								
Tom Crean, Marquette	34	22	.607	3	3	3								
Chris Holtmann, Butler	34	23	.596	3	0	3								
Norm Roberts, St. John's	34	73	.318	5	2	3								
Ralph Willard, Pittsburgh	33	64	.340	5	2	5								
Gary Williams, Boston College	33	37	.471	4	3	5								
Brian Mahoney, St. John's	31	47	.397	4	2	4								
Bobby Gonzalez, Seton Hall	29	46	.387	4	2	3								
Gary Waters, Rutgers	29	55	.345	5	2	4								
Kevin Bannon, Rutgers	27	46	.370	4	3	3								
LaVall Jordan, Butler	27	30	.474	3	1	2								
Perry Clark, Miami	27	41	.397	4	1	3								
John MacLeod, Notre Dame	27	49	.355	4	0	4								
Roy Chipman, Pittsburgh	26	42	.382	4	0	4								
Chris Mullin, St. John's	23	56	.291	4	3	4								
Fran Fraschilla, St. John's	22	17	.564	2	1	2								
George Blaney, Seton Hall/UConn*	22	39	.361	3	0	3								
Tom Davis, Boston College	21	17	.553	3	1	3								
Jerry Wainwright, DePaul	21	53	.284	5	1	2								
Dave Leitao, DePaul	20	75	.211	5	1	4								
Patrick Ewing, Georgetown	19	38	.333	3	0	3								
Keno Davis, Providence	19	39	.328	3	1	3								
Travis Steele, Xavier	18	21	.462	2	1	2								
Mike Rice, Rutgers	18	41	.305	3	2	3								
Oliver Purnell, DePaul	16	80	.167	5	1	5								
Joe Mullaney, Providence	16	52	.235	4	2	4								
Fred Hill, Rutgers	13	59	.181	4	0	2								
Bob Wenzel, Rutgers	11	27	.289	2	0	2								
Ricky Stokes, Virginia Tech	10	38	.208	3	0	0								
Matt Doherty, Notre Dame	9	9	.500	1	1	1								
Andy Kennedy, Cincinnati	8	9	.471	1	0	1								
Seth Greenberg, Virginia Tech	8	10	.444	1	1	1								
Mike Anderson, St. John's	6	13	.462	1	1	0								



John Thompson, Georgetown



Lou Carnesecca, St. John's

Active coaches in **bold**. Overall records include BIG EAST Tournament games*

* George Blaney coached three BIG EAST games in 2011-12 for Connecticut in place of Jim Calhoun. Mike Dunlap coached St. John's during the BIG EAST portion of the 2011-12 season in place of Steve Lavin.

Championship Results

2020 (MADISON SQUARE GARDEN)

First round: No. 9 St. John's 75, No. 8 Georgetown 62, No. 10 DePaul 71, No. 7 Xavier 67.

All subsequent rounds canceled.

2019 (MADISON SQUARE GARDEN)

First round: No. 8 Providence 80, No. 9 Butler 57; No. 7 St. John's 82, No. 10 DePaul 74.

Quarterfinals: No. 1 Villanova 73, No. 8 Providence 62; No. 4 Xavier 63, No. 5 Creighton 61; No. 2 Marquette 86, No. 7 St. John's 54; No. 3 Seton Hall 73, No. 6 Georgetown 57.

Semifinals: No. 1 Villanova 71, No. 4 Xavier 67 (ot); No. 3 Seton Hall 81, No. 2 Marquette 79.

Final: Villanova 74, Seton Hall 72.

All-Tournament Team: Eric Paschall (Villanova), Myles Powell (Seton Hall), Quincy McKnight (Seton Hall), Markus Howard (Marquette), Paul Scruggs (Xavier).

Dave Gavitt Trophy: Phil Booth (Villanova)

2018 (MADISON SQUARE GARDEN)

First round: No. 9 St. John's 88, No. 8 Georgetown 77; No. 7 Marquette 72, No. 10 DePaul 69.

Quarterfinals: No. 1 Xavier 88, No. 9 St. John's 60; No. 5 Providence 72, No. 4 Creighton 68 (ot), No. 2 Villanova 94, No. 7 Marquette 70; No. 6 Butler 75, No. 3 Seton Hall 74.

Semifinals: No. 2 Villanova 87, No. 6 Butler 68; No. 5 Providence 75, No. 1 Xavier 72 (ot)

Final: No. 2 Villanova 76, No. 5 Providence 66 (ot)

All-Tournament Team: Jalen Brunson (Villanova), Kyron Cartwright (Providence), Alpha Diallo (Providence), Trevon Blueitt (Xavier), Kamar Baldwin (Butler).

Dave Gavitt Trophy: Mikal Bridges (Villanova)

2017 (MADISON SQUARE GARDEN)

First round: No. 8 St. John's 74, No. 9 Georgetown 73; No. 7 Xavier 75, No. 10 DePaul 64.

Quarterfinals: No. 1 Villanova 108, No. 8 St. John's 67; No. 5 Seton Hall 82, No. 4 Marquette 76; No. 7 Xavier 62, No. 2 Butler 57; No. 6 Creighton 70, No. 3 Providence 58.

Semifinals: No. 1 Villanova 55, No. 5 Seton Hall 53; No. 6 Creighton 75, No. 7 Xavier 72

Final: No. 1 Villanova 74, No. 6 Creighton 60.

All-Tournament Team: Jalen Brunson (Villanova), Kris Jenkins (Villanova), Marcus Foster (Creighton), Angel Delgado (Seton Hall), Trevon Blueitt (Xavier).

Dave Gavitt Trophy: Josh Hart (Villanova)

2016 (MADISON SQUARE GARDEN)

First round: No. 8 Georgetown 70, No. 9 DePaul 53; No. 7 Marquette 101, No. 10 St. John's 93.

Quarterfinals: No. 1 Villanova 81, No. 8 Georgetown 67; No. 4 Providence 74, No. 5 Butler 60; No. 2 Xavier 80, No. 7 Marquette 72, No. 3 Seton Hall 81, No. 6 Creighton 73.

Semifinals: No. 1 Villanova 76, No. 4 Providence 68; No. 3 Seton Hall 87, No. 2 Xavier 83.

Final: No. 3 Seton Hall 69, No. 1 Villanova 67

All-Tournament Team: Khadeen Carrington, (Seton Hall), Ismael Sanogo (Seton Hall), Josh Hart & Kris Jenkins (Villanova), Trevon Blueitt (Xavier).

Dave Gavitt Trophy: Isaiah Whitehead (Seton Hall)

2015 (MADISON SQUARE GARDEN)

First round: No. 10 Creighton 78, No. 7 DePaul 63; No. 9 Marquette 78, No. 8 Seton Hall 56.

Quarterfinals: No. 1 Villanova 84, No. 9 Marquette 49; No. 4 Providence 74, No. 5 St. John's 57; No. 2 Georgetown 60, No. 10 Creighton 55; No. 6 Xavier 67, No. 3 Butler 61 (ot).

Semifinals: No. 1 Villanova 63, No. 4 Providence 61; No. 6 Xavier 65, No. 2 Georgetown 63.

Final: No. 1 Villanova 69, No. 6 Xavier 52.

All-Tournament Team: D'Vauntes Smith-Rivera (Georgetown), Kris Dunn (Providence), Dylan Ennis (Villanova), Darrun Hilliard (Villanova), Jalen Reynolds, (Xavier).

Dave Gavitt Trophy: Josh Hart (Villanova)

2014 (MADISON SQUARE GARDEN)

First round: No. 10 DePaul 60, No. 7 Georgetown 56; No. 8 Seton Hall 51, No. 9 Butler 50

Quarterfinals: No. 8 Seton Hall 64, No. 1 Villanova 63; No. 4 Providence 79, No. 5 St. John's 74; No. 2 Creighton 84, No. 10 DePaul 62.

Semifinals: No. 4. Providence 80, No. 8 Seton Hall 74; No. 2 Creighton 86, No. 3 Xavier 78.

Final: No. 4 Providence 65, No. 2 Creighton 58.

All-Tournament Team: Doug McDermott (Creighton), Austin Chatman (Creighton), LaDontae Henton (Providence), Eugene Teague (Seton Hall), Semaj Christon (Xavier).

Dave Gavitt Trophy: Bryce Cotton (Providence)

2013 (MADISON SQUARE GARDEN)

First round: No. 12 Seton Hall 46, No. 13 USF 42 (ot); No. 11 Rutgers 76, No. 14 DePaul 57

Second Round: No. 9 Cincinnati 61, No. 8 Providence 44; No. 5 Syracuse 75, No. 12 Seton Hall 63;

No. 7 Villanova 66, No. 10 St. John's 53;

No. 6 Notre Dame 69, No. 11 Rutgers 61

Quarterfinals: No. 1 Georgetown 62, No. 9 Cincinnati 43; No. 5 Syracuse 62, No. 4 Pittsburgh 59; No. 2 Louisville 74, No. 7 Villanova 55; No. 6 Notre Dame 73, No. 3 Marquette 65

Semifinals: No. 5 Syracuse 58, No. 1 Georgetown 55 (ot) No. 2 Louisville 69, No. 6 Notre Dame 57

Final: No. 2 Louisville 78, No. 5 Syracuse 61

All-Tournament Team: Russ Smith (Louisville), James Southerland (Syracuse), Brandon Triche (Syracuse), Markel Starks (Georgetown), Pat Connaughton (Notre Dame).

Dave Gavitt Trophy: Peyton Siva (Louisville)

2012 (MADISON SQUARE GARDEN)

First round: No. 9 Connecticut 81, No. 16 DePaul 67; No. 13 Pittsburgh 73, No. 12 St. John's 59; No. 10 Seton Hall 79, No. 15 Providence 47; No. 14 Villanova 70, No. 11 Rutgers 49.

Second round: No. 9 Connecticut 71, No. 8 West Virginia 67 (ot); No. 5 Georgetown 64, No. 13 Pittsburgh 52; No. 7 Louisville 61, No. 10 Seton Hall 55; No. 6 USF 56, No. 14 Villanova 47.

Quarterfinals: No. 1 Syracuse 58, No. 9 Connecticut 55; No. 4 Cincinnati 72, No. 5 Georgetown 70 (2ot); No. 7 Louisville 84, No. 2 Marquette 71; No. 3 Notre Dame 57, No. 6 USF 53.

Semifinals: No. 4 Cincinnati 71, No. 1 Syracuse 68; No. 7 Louisville 64, No. 3 Notre Dame 50.

Final: No. 7 Louisville 50, No. 4 Cincinnati 44.

All-Tournament Team: Yancy Gates (Cincinnati), Cashmere Wright (Cincinnati), Gorgui Deng (Louisville), Kyle Kuric (Louisville), Dion Waiters (Syracuse).

Dave Gavitt Trophy: Peyton Siva (Louisville)

2011 (MADISON SQUARE GARDEN)

First round: No. 9 Connecticut 97, No. 16 DePaul 71; No. 13 Rutgers 76, No. 12 Seton Hall 70 (ot); No. 15 USF 70, No. 10 Villanova 69; No. 11 Marquette 87, No. 14 Providence 66

Second round: No. 9 Connecticut 79, No. 8 Georgetown 62; No. 5 St. John's 65, No. 13 Rutgers 63; No. 7 Cincinnati 87, No. 15 USF 61; No. 11 Marquette 67, No. 6 West Virginia 61.

Quarterfinals: No. 9 Connecticut 76, No. 1 Pittsburgh 74; No. 4 Syracuse 79, No. 5 St. John's 73; No. 2 Notre Dame 89, No. 7 Cincinnati 51; No. 3 Louisville 81, No. 11 Marquette 56.

Semifinals: No. 9 Connecticut 76, No. 4 Syracuse 71 (ot); No. 3 Louisville 83, No. 2 Notre Dame 77 (ot).

Final: No. 9 Connecticut 69, No. 3 Louisville 66.

All-Tournament Team: Jeremy Lamb (Connecticut), Preston Knowles (Louisville), Peyton Siva (Louisville), Scott Martin (Notre Dame), Rick Jackson (Syracuse).

Dave Gavitt Trophy: Kemba Walker (Connecticut)

2010 (MADISON SQUARE GARDEN)

First round: No. 9 USF 58, No. 16 DePaul 49; No. 13 St. John's 73, No. 12 Connecticut 51; No. 10 Seton Hall 109, No. 15 Providence 106; No. 11 Cincinnati 69, No. 14 Rutgers 68.

Second round: No. 8 Georgetown 69, No. 9 USF 49; No. 5 Marquette 57, No. 13 St. John's 55; No. 7 Notre Dame 68, No. 10 Seton Hall 56; No. 11 Cincinnati 69, No. 6 Louisville 66.

Quarterfinals: No. 8 Georgetown 91, No. 1 Syracuse 84; No. 5 Marquette 80, No. 4 Villanova 76; No. 7 Notre Dame 50, No. 2 Pittsburgh 45; No. 3 West Virginia 54, No. 11 Cincinnati 51.

Semifinals: No. 8 Georgetown 80, No. 5 Marquette 57; No. 3 West Virginia 53, No. 7 Notre Dame 51.

Final: No. 3 West Virginia 60, No. 8 Georgetown 58.

All-Tournament Team: Greg Monroe (Georgetown), Chris Wright (Georgetown), Lazar Hayward (Marquette), Tory Jackson (Notre Dame), Kevin Jones (West Virginia).

Dave Gavitt Trophy: Da'Sean Butler (West Virginia)

2009 (MADISON SQUARE GARDEN)

First round: No. 16 DePaul 67, No. 9 Cincinnati 57; No. 13 St. John's 64, No. 12 Georgetown 59; No. 10 Notre Dame 61, No. 15 Rutgers 50; No. 11 Seton Hall 68, No. 14 USF 54.

Second round: No. 8 Providence 83, No. 16 DePaul 74; No. 5 Marquette 74, No. 13 St. John's 45; No. 7 West Virginia 74, No. 10 Notre Dame 62; No. 6 Syracuse 89, No. 11 Seton Hall 74.

(CONTINUED ON NEXT PAGE)

Championship Results

2009 (CONTINUED)

Quarterfinals: No. 1 Louisville 73, No. 8 Providence 55; No. 4 Villanova 76, No. 5 Marquette 75; No. 7 West Virginia 74, No. 2 Pittsburgh 60; No. 6 Syracuse 127, No. 3 Connecticut 117 (6ot).

Semifinals: No. 1 Louisville 69, No. 4 Villanova 55; No. 6 Syracuse 74, No. 7 West Virginia 69 (ot).

Final: No. 1 Louisville 76, No. 6 Syracuse 66.

All-Tournament Team: A.J. Price (Connecticut), Earl Clark (Louisville), Terrence Williams (Louisville), Eric Devendorf (Syracuse), Devin Ebanks (West Virginia).

Dave Gavitt Trophy: Jonny Flynn (Syracuse)

2008 (MADISON SQUARE GARDEN)

First round: No. 8 Villanova 82, No. 9 Syracuse 63; No. 5 West Virginia 58, No. 12 Providence 53; No. 7 Pittsburgh 70, No. 10 Cincinnati 64; No. 6 Marquette 67, No. 11 Seton Hall 54.

Quarterfinals: No. 1 Georgetown 82, No. 8 Villanova 63; No. 5 West Virginia 78, No. 4 Connecticut 72;

No. 7 Pittsburgh 76, No. 2 Louisville 69 (ot); No. 6 Marquette 89, No. 3 Notre Dame 79.

Semifinals: No. 1 Georgetown 72, No. 5 West Virginia 55; No. 7 Pittsburgh 68, No. 6 Marquette 61.

Final: No. 7 Pittsburgh 74, No. 1 Georgetown 65.

All-Tournament Team: Roy Hibbert (Georgetown), Jessie Sapp (Georgetown), Jerel McNeal (Marquette), LeVance Fields (Pittsburgh), Joe Alexander (West Virginia).

Dave Gavitt Trophy: Sam Young (Pittsburgh)

2007 (MADISON SQUARE GARDEN)

First round: No. 9 Villanova 75, No. 8 DePaul 67; No. 5 Syracuse 78, No. 12 Connecticut 65; No. 7 West Virginia 92, No. 10 Providence 79; No. 6 Marquette 76, No. 11 St. John's 67.

Quarterfinals: No. 1 Georgetown 62, No. 9 Villanova 57; No. 4 Notre Dame 89, No. 5 Syracuse 83; No. 2 Louisville 82, No. 7 West Virginia 71 (2ot); No. 3 Pittsburgh 89, No. 6 Marquette 79.

Semifinals: No. 1 Georgetown 84, No. 4 Notre Dame 82; No. 3 Pittsburgh 65, No. 2 Louisville 59.

Final: No. 1 Georgetown 65, No. 3 Pittsburgh 42.

All-Tournament Team: Roy Hibbert (Georgetown), DaJuan Summers (Georgetown), Terrence Williams (Louisville), Russell Carter (Notre Dame), Antonio Graves (Pittsburgh).

Dave Gavitt Trophy: Jeff Green (Georgetown)

2006 (MADISON SQUARE GARDEN)

First round: No. 9 Syracuse 74, No. 8 Cincinnati 73; No. 5 Georgetown 67, No. 12 Notre Dame 63; No. 10 Rutgers 61, No. 7 Seton Hall 48; No. 6 Pittsburgh 61, No. 11 Louisville 56.

Quarterfinals: No. 9 Syracuse 86, No. 1 Connecticut 84 (ot); No. 5 Georgetown 62, No. 4 Marquette 59; No. 2 Villanova 87, No. 10 Rutgers 55; No. 6 Pittsburgh 68, No. 3 West Virginia 57.

Semifinals: No. 9 Syracuse 58, No. 5 Georgetown 57; No. 6 Pittsburgh 68, No. 2 Villanova 54.

Final: No. 9 Syracuse 65, No. 6 Pittsburgh 61

All-Tournament Team: Aaron Gray (Pittsburgh), Carl Krauser (Pittsburgh), Demetris Nichols (Syracuse), Darryl Watkins (Syracuse), Randy Foye (Villanova).

Dave Gavitt Trophy: Gerry McNamara (Syracuse)

2005 (MADISON SQUARE GARDEN)

First round: No. 8 West Virginia 82, No. 9 Providence 59; No. 7 Georgetown 56, No. 10 Seton Hall 51; No. 11 Rutgers 72, No. 6 Notre Dame 65.

Quarterfinals: No. 8 West Virginia 78, No. 1 Boston College 72; No. 4 Villanova 67, No. 5 Pittsburgh 58; No. 2 Connecticut 66, No. 7 Georgetown 62; No. 3 Syracuse 81, No. 11 Rutgers 57.

Semifinals: No. 8 West Virginia 78, No. 4 Villanova 76; No. 3 Syracuse 67, No. 2 Connecticut 63.

Final: No. 3 Syracuse 68, No. 8 West Virginia 59.

All-Tournament Team: Gerry McNamara (Syracuse), Josh Pace (Syracuse), Mike Gansey (West Virginia), Kevin Pittsnogle (West Virginia), Randy Foye (Villanova).

Dave Gavitt Trophy: Hakim Warrick (Syracuse)

2004 (MADISON SQUARE GARDEN)

First round: No. 8 Virginia Tech 61, No. 9 Rutgers 58; No. 5 Boston College 68, No. 12 Georgetown 57; No. 7 Notre Dame 65, No. 10 West Virginia 65; No. 11 Villanova 61, No. 5 Seton Hall 60.

Quarterfinals: No. 1 Pittsburgh 74, No. 8 Virginia Tech 61; No. 5 Boston College 57, No. 4 Syracuse 54; No. 2 Connecticut 66, No. 7 Notre Dame 58; No. 11 Villanova 69, No. 3 Providence 66.

Semifinals: Pittsburgh 62, Boston College 53; Connecticut 84, Villanova 67.

Final: Connecticut 61, Pittsburgh 58.

All-Tournament Team: Craig Smith (Boston College), Chris Taft (Pittsburgh), Carl Krauser (Pittsburgh), Jaron Brown (Pittsburgh), Taliek Brown (Connecticut).

Dave Gavitt Trophy: Ben Gordon (Connecticut)

2003 (MADISON SQUARE GARDEN)

First round: East No. 5 St. John's 83, West No. 4 Notre Dame 80; East No. 3 Providence 73, West No. 6 West Virginia 50; West No. 5 Georgetown 46, East No. 4 Villanova 41; West No. 3 Seton Hall 67, East No. 6 Miami 52.

Quarterfinals: East No. 1 Boston College 82, East No. 5 St. John's 75 (ot); West No. 2 Pittsburgh 67, East No. 3 Providence 57; West No. 1 Syracuse 74, West No. 5 Georgetown 69; East No. 2 Connecticut 83, West No. 3 Seton Hall 70.

Semifinals: Pittsburgh 61, Boston College 48; Connecticut 80, Syracuse 67.

Final: Pittsburgh 74, Connecticut 56.

All-Tournament Team: Brandin Knight (Pittsburgh), Ben Gordon (Connecticut), Emeka Okafor (Connecticut), Craig Smith (Boston College), Carmelo Anthony (Syracuse).

Dave Gavitt Trophy: Julius Page (Pittsburgh)

2002 (MADISON SQUARE GARDEN)

First round: East No. 4 Boston College 60, West No. 5 Rutgers 55; West No. 3 Georgetown 68, East No. 6 Providence 67; East No. 5 Villanova 78, East No. 4 Syracuse 64; East No. 3 St. John's 64, West No. 6 Seton Hall 58.

Quarterfinals: West No. 1 Pittsburgh 76, East No. 4 Boston College 62; East No. 2 Miami 84, West No. 3 Georgetown 76 (ot); East No. 1 Connecticut 72, East No. 5 Villanova 70; West No. 2 Notre Dame 83, East No. 3 St. John's 63.

Semifinals: Pittsburgh 76, Miami 71; Connecticut 82, Notre Dame 77.

Final: Connecticut 74, Pittsburgh 65 (2ot).

All-Tournament Team: Ben Gordon (Connecticut), Brandin Knight (Pittsburgh), Ontario Lett (Pittsburgh), Chris Thomas (Notre Dame), Marcus Barnes (Miami).

Dave Gavitt Trophy: Caron Butler (Connecticut)

2001 (MADISON SQUARE GARDEN)

First round: East No. 3 Villanova 82, West No. 4 West Virginia 71; West No. 6 Seton Hall 78, East No. 3 St. John's 66; West No. 5 Pittsburgh 78, East No. 4 Miami 69; West No. 3 Syracuse 86, East No. 6 Connecticut 75.

Quarterfinals: East No. 1 Boston College 93, East No. 3 Villanova 79; West No. 6 Seton Hall 58, West No. 2 Georgetown 40; West No. 5 Pittsburgh 66, West No. 1 Notre Dame 54; West No. 3 Syracuse 55, East No. 2 Providence 54.

Semifinals: Boston College 75, Seton Hall 48; Pittsburgh 55, Syracuse 54 (ot).

Final: Boston College 79, Pittsburgh 57.

All-Tournament Team: Eddie Griffin (Seton Hall), Preston Shumpert (Syracuse), Ricardo Greer (Pittsburgh), Xavier Singletary (Boston College), Jonathan Beerbohm (Boston College).

Dave Gavitt Trophy: Troy Bell (Boston College)

2000 (MADISON SQUARE GARDEN)

First round: No. 9 Georgetown 70, No. 8 West Virginia 67; No. 4 Connecticut 70, No. 13 Boston College 55; No. 5 Seton Hall 85, No. 12 Providence 65; No. 7 Notre Dame 74, No. 10 Rutgers 62; No. 6 Villanova 65, No. 11 Pittsburgh 55.

Quarterfinals: Georgetown 76, No. 1 Syracuse 72; Connecticut 79, Seton Hall 64; No. 2 Miami 61, Notre Dame 58; No. 3 St. John's 75, Villanova 70.

Semifinals: Connecticut 70, Georgetown 55; St. John's 58, Miami 57.

Final: St. John's 80, Connecticut 70.

All-Tournament Team: Erick Barkley (St. John's), Khalid El-Amin (Connecticut), Lavor Postell (St. John's), Albert Mouring (Connecticut), Lee Scruggs (Georgetown).

Dave Gavitt Trophy: Bootsy Thornton (St. John's)

1999 (MADISON SQUARE GARDEN)

First round: No. 9 Seton Hall 79, No. 8 Notre Dame 69; No. 4 Syracuse 96, No. 13 Boston College 55; No. 5 Villanova 73, No. 12 West Virginia 61; No. 10 Georgetown 68, No. 7 Providence 66; No. 6 Rutgers 64, No. 11 Pittsburgh 51.

(CONTINUED ON NEXT PAGE)

Championship Results

Quarterfinals: No. 1 Connecticut 57, Seton Hall 56; Syracuse 70, Villanova 62; No. 2 Miami 65, Georgetown 54; No. 3 St. John's 77, Rutgers 62.

Semifinals: Connecticut 71, Syracuse 50; St. John's 62, Miami 59.

Final: Connecticut 82, St. John's 63.

All-Tournament Team: Richard Hamilton (Connecticut), Khalid El-Amin (Connecticut), Erick Barkley (St. John's), Tim James (Miami), Etan Thomas (Syracuse).

Dave Gavitt Trophy: Kevin Freeman (Connecticut)

1998 (MADISON SQUARE GARDEN)

First round: No. 8 Providence 72, No. 9 Notre Dame 55; No. 13 Georgetown 62, No. 4 Miami 56; No. 12 Rutgers 72, No. 5 West Virginia 65; No. 7 Villanova 96, No. 10 Pittsburgh 93 (2ot); No. 11 Boston College 97, No. 6 Seton Hall 87 (ot).

Quarterfinals: No. 1 Connecticut 64, Providence 55; Rutgers 61, Georgetown 60; No. 2 Syracuse 69, Villanova 66; No. 3 St. John's 91, Boston College 80.

Semifinals: Connecticut 64, Rutgers 50; Syracuse 69, St. John's 67 (ot).

Final: Connecticut 69, Syracuse 64.

All-Tournament Team: Richard Hamilton (Connecticut), Rashamel Jones (Connecticut), Ron Artest (St. John's), Ryan Blackwell (Syracuse), Todd Burgan (Syracuse).

Dave Gavitt Trophy: Khalid El-Amin, (Connecticut)

1997 (MADISON SQUARE GARDEN)

First round: No. 8 Syracuse 84, No. 9 Notre Dame 66; No. 4 Providence 77, No. 13 Rutgers 56; No. 5 West Virginia 77, No. 12 Seton Hall 57; No. 7 Miami 76, No. 10 St. John's 68 (ot); No. 6 Pittsburgh 63, No. 11 Connecticut 62.

Quarterfinals: No. 1 Villanova 80, Syracuse 70; Providence 76, West Virginia 69; No. 2 Georgetown 63, Miami 59; No. 3 Boston College 76, Pittsburgh 68.

Semifinals: Villanova 73, Providence 63; Boston College 70, Georgetown 58.

Final: Boston College 70, Villanova 58

All-Tournament Team: Danya Abrams (Boston College), Duane Woodward (Boston College), Tim Thomas (Villanova), Alvin Williams (Villanova), Victor Page (Georgetown).

Dave Gavitt Trophy: James "Scoonie" Penn (Boston College)

1996 (MADISON SQUARE GARDEN)

First round: No. 9 Seton Hall 80, No. 8 West Virginia 78; No. 4 Syracuse 76, No. 13 Notre Dame 55; No. 5 Boston College 70, No. 12 Pittsburgh 66; No. 7 Miami 77, No. 10 Rutgers 67; No. 6 Providence 80, No. 11 St. John's 72.

Quarterfinals: No. 1 Connecticut 79, Seton Hall 58; Syracuse 69, Boston College 61; No. 2 Georgetown 92, Miami 62; No. 3 Villanova 78, Providence 68.

Semifinals: Connecticut 85, Syracuse 67; Georgetown 84, Villanova 76.

Final: Connecticut 75, Georgetown 74

All-Tournament Team: Ray Allen (Connecticut), Allen Iverson (Georgetown), Kerry Kittles (Villanova), Travis Knight (Connecticut), John Wallace (Syracuse).

Dave Gavitt Trophy: Victor Page (Georgetown)

1995 (MADISON SQUARE GARDEN)

First round: No. 9 Pittsburgh 74, No. 8 St. John's 71; No. 10 Boston College 89, No. 7 Seton Hall 87 (ot).

Quarterfinals: No. 4 Georgetown 69, No. 5 Miami 58; No. 1 Connecticut 81, Pittsburgh 78; No. 2 Villanova 68, Boston College 64; No. 6 Providence 71, No. 3 Syracuse 69 (ot).

Semifinals: Villanova 90, Providence 75; Connecticut 88, Georgetown 81.

Final: Villanova 94, Connecticut 78

All-Tournament Team: Jason Lawson (Villanova), Ray Allen (Connecticut), Austin Croshere (Providence), Allen Iverson (Georgetown), Danya Abrams (Boston College).

Dave Gavitt Trophy: Kerry Kittles (Villanova)

1994 (MADISON SQUARE GARDEN)

First round: No. 9 St. John's 80, No. 8 Pittsburgh 72; No. 7 Seton Hall 69, No. 10 Miami 51.

Quarterfinals: No. 4 Providence 77, No. 5 Villanova 66; No. 1 Connecticut 97, St. John's 77; Seton Hall 81, No. 2 Syracuse 80 (ot); No. 6 Georgetown 81, No. 3 Boston College 58.

Semifinals: Providence 69, Connecticut 67; Georgetown 76, Seton Hall 71 (ot).

Final: Providence 74, Georgetown 64.

All-Tournament Team: Rob Phelps (Providence), Dickey Simpkins (Providence), George Butler (Georgetown), Othella Harrington (Georgetown), Donyell Marshall (Connecticut).

Dave Gavitt Trophy: Michael Smith (Providence)

1993 (MADISON SQUARE GARDEN)

First round: No. 8 Georgetown 67, No. 9 Miami 40; No. 7 Boston College 74, No. 10 Villanova 70 (ot).

Quarterfinals: No. 5 Providence 73, No. 4 Connecticut 55; No. 1 Seton Hall 83, Georgetown 69; No. 2 St. John's 76, Boston College 56; No. 3 Syracuse 55, No. 6 Pittsburgh 50.

Semifinals: Seton Hall 69, Providence 60; Syracuse 84, St. John's 72.

Final: Seton Hall 103, Syracuse 70.

All-Tournament Team: Terry Dehere (Seton Hall), Jerry Walker (Seton Hall), Adrian Autry (Syracuse), Lawrence Moten (Syracuse), David Cain (St. John's), Dickey Simpkins (Providence), Arturas Karnishovas (Seton Hall).

Dave Gavitt Trophy: Terry Dehere (Seton Hall)

1992 (MADISON SQUARE GARDEN)

First round: No. 10 Miami 83, No. 7 Pittsburgh 71; No. 8 Boston College 78, No. 9 Providence 68.

Quarterfinals: No. 3 St. John's 64, No. 6 Connecticut 59 (ot); No. 2 Georgetown 77, Miami 64; No. 1 Seton Hall 62, Boston College 60; No. 5 Syracuse 55, No. 4 Villanova 52.

Semifinals: Syracuse 70, Seton Hall 66; Georgetown 68, St. John's 64.

Final: Syracuse 56, Georgetown 54.

All-Tournament Team: Lawrence Moten (Syracuse), Dave Johnson (Syracuse), Malik Sealy (St. John's), Terry Dehere (Seton Hall), Jerome Scott (Miami).

Dave Gavitt Trophy: Alonzo Mourning (Georgetown)

1991 (MADISON SQUARE GARDEN)

First round: No. 8 Villanova 74, No. 9 Boston College 73.

Quarterfinals: No. 4 Seton Hall 70, No. 5 Pittsburgh 69; No. 8 Villanova 70, No. 1 Syracuse 68; No. 7 Providence 72, No. 2 St. John's 64; No. 6 Georgetown 68, No. 3 Connecticut 49.

Semifinals: Seton Hall 74, Villanova 72; Georgetown 71, Providence 55.

Final: Seton Hall 74, Georgetown 62.

All-Tournament Team: Anthony Avent (Seton Hall), Dikembe Mutombo (Georgetown), Alonzo Mourning (Georgetown), Eric Murdock (Providence), Marc Dowdell (Villanova).

Dave Gavitt Trophy: Oliver Taylor (Seton Hall)

1990 (MADISON SQUARE GARDEN)

First round: No. 8 Pittsburgh 88, No. 9 Boston College 70.

Quarterfinals: No. 2 Connecticut 76, No. 7 Seton Hall 58; No. 3 Georgetown 78, No. 6 Providence 77; No. 1 Syracuse 58, Pittsburgh 55; No. 5 Villanova 70, No. 4 St. John's 60.

Semifinals: Connecticut 65, Georgetown 60, Syracuse 73, Villanova 61.

Final: Connecticut 78, Syracuse 75.

All-Tournament Team: John Gwynn (Connecticut), Tate George (Connecticut), Tom Greis (Villanova), Derrick Coleman (Syracuse), Stephen Thompson (Syracuse).

Dave Gavitt Trophy: Chris Smith (Connecticut)

1989 (MADISON SQUARE GARDEN)

First round: No. 9 Boston College 81, No. 8 St. John's 74.

Quarterfinals: No. 2 Seton Hall 74, No. 7 Connecticut 66; No. 3 Syracuse 79, No. 6 Providence 76; No. 1 Georgetown 82, Boston College 52; No. 4 Pittsburgh 71, No. 5 Villanova 66.

Semifinals: No. 3 Syracuse 81, No. 2 Seton Hall 78; No. 1 Georgetown 85, No. 4 Pittsburgh 62.

Final: No. 1 Georgetown 88, No. 3 Syracuse 79.

All-Tournament Team: Dana Barros (Boston College), Ramon Ramos (Seton Hall), John Morton (Seton Hall), Sherman Douglas (Syracuse), Alonzo Mourning (Georgetown).

Dave Gavitt Trophy: Charles Smith (Georgetown)

1988 (MADISON SQUARE GARDEN)

First round: No. 9 Connecticut 75, No. 8 Providence 62.

Quarterfinals: No. 2 Syracuse 67, No. 7 Boston College 53; No. 6 Seton Hall 61, No. 3 Georgetown 58; No. 4 Villanova 71, No. 5 St. John's 68; No. 1 Pittsburgh 75, No. 9 Connecticut 58.

Semifinals: Syracuse 68, Seton Hall 63; Villanova 72, Pittsburgh 69.

Final: Syracuse 85, Villanova 68.

All-Tournament Team: Mark Plansky (Villanova), Doug West (Villanova), Ramon Ramos (Seton Hall), Jerome Lane (Pittsburgh), Stephen Thompson (Syracuse).

Most Valuable Player: Sherman Douglas (Syracuse)

Championship Results

1987 (MADISON SQUARE GARDEN)

First round: No. 8 Boston College 61, No. 9 Connecticut 59.

Quarterfinals: No. 2 Pittsburgh 96, No. 7 Seton Hall 88; No. 3 Syracuse 72, No. 6 Villanova 66; No. 1 Georgetown 56, Boston College 51; No. 4 Providence 80, No. 5 St. John's 51.

Semifinals: Syracuse 99, Pittsburgh 85; Georgetown 84, Providence 66.

Final: Georgetown 69, Syracuse 59.

All-Tournament Team: Rony Seikaly (Syracuse), Billy Donovan (Providence), Sherman Douglas (Syracuse), Jerome Lane (Pittsburgh).

Most Valuable Player: Reggie Williams (Georgetown)

1986 (MADISON SQUARE GARDEN)

First round: No. 9 Seton Hall 76, No. 8 Connecticut 66

Quarterfinals: No. 2 Syracuse 102, No. 7 Boston College 79; No. 3 Georgetown 57, No. 6 Pittsburgh 56; No. 1 St. John's 87, Seton Hall 68; No. 4 Villanova 75, No. 5 Providence 63.

Semifinals: St. John's 75, Villanova 64; Syracuse 75, Georgetown 73 (ot).

Final: St. John's 70, Syracuse 69.

All-Tournament Team: Reggie Williams (Georgetown), Walter Berry (St. John's), Mark Jackson (St. John's), Rony Seikaly (Syracuse), Harold Pressley (Villanova).

Most Valuable Player: Dwayne Washington (Syracuse)

1985 (MADISON SQUARE GARDEN)

First round: No. 8 Providence 77, No. 9 Seton Hall 75 (ot).

Quarterfinals: No. 2 Georgetown 93, No. 7 Connecticut 62; No. 3 Syracuse 70, No. 6 Boston College 69; No. 4 Villanova 69, No. 5 Pittsburgh 61; No. 1 St. John's 90, Providence 62.

Semifinals: Georgetown 74, Syracuse 65; St. John's 89, Villanova 74.

Final: Georgetown 92, St. John's 80.

All-Tournament Team: Michael Jackson (Georgetown), Bill Martin (Georgetown), Chris Mullin (St. John's), Rafael Addison (Syracuse), Ed Pinckney (Villanova).

Most Valuable Player: Patrick Ewing (Georgetown)

1984 (MADISON SQUARE GARDEN)

First round: No. 8 Providence 59, No. 9 Seton Hall 55.

Quarterfinals: No. 2 Syracuse 73, No. 7 Connecticut 58; No. 3 Villanova 75, No. 6 Pittsburgh 65; No. 5 St. John's 57, No. 4 Boston College 56; No. 1 Georgetown 70, Providence 50.

Semifinals: Syracuse 66, Villanova 65; Georgetown 79, St. John's 68.

Final: Georgetown 82, Syracuse 71 (overtime).

All-Tournament Team: Michael Jackson (Georgetown), Andre Hawkins (Syracuse), Dwayne Washington (Syracuse), Ed Pinckney (Villanova).

Most Valuable Player: Patrick Ewing (Georgetown)

1983 (MADISON SQUARE GARDEN)

First Round: No. 9 Seton Hall 73, No. 8 Providence 64.

Quarterfinals: No. 3 St. John's 64, No. 6 Pittsburgh 53; No. 2 Villanova 69, No. 7 Connecticut 68; No. 5 Syracuse 79, No. 4 Georgetown 72; No. 1 Boston College 79, Seton Hall 56.

Semifinals: Boston College 80, Syracuse 74; St. John's 91, Villanova 80.

Final: St. John's 85, Boston College 77.

All-Tournament Team: John Garris (Boston College), Jay Murphy (Boston College), Billy Goodwin (St. John's), Leo Rautins (Syracuse), Stewart Granger (Villanova).

Most Valuable Player: Chris Mullin (St. John's)

1982 (HARTFORD CIVIC CENTER)

Quarterfinals: No. 1 Villanova 88, No. 8 Seton Hall 73; No. 4 Boston College 94, No. 5 Syracuse 92; No. 2 Georgetown 62, No. 7 Providence 48; No. 3 St. John's 54, No. 6 Connecticut 52.

Semifinals: Villanova 74, Boston College 71; Georgetown 57, St. John's 42.

Final: Georgetown 72, Villanova 54.

All-Tournament Team: John Bagley (Boston College), Patrick Ewing (Georgetown), Eric Smith (Georgetown), Leo Rautins (Syracuse), Ed Pinckney (Villanova).

Most Valuable Player: Eric Floyd (Georgetown)

1981 (SYRACUSE CARRIER DOME)

Quarterfinals: No. 8 Providence 67, No. 1 Boston College 65; No. 4 Villanova 65, No. 5 Connecticut 54; No. 2 Georgetown 58, No. 7 Seton Hall 52; No. 6 Syracuse 71, No. 3 St. John's 66.

Semifinals: Villanova 58, Providence 49 (overtime); Syracuse 67, Georgetown 53.

Final: Syracuse 83, Villanova 80 (3 overtimes).

All-Tournament Team: Eric Floyd (Georgetown), Tony Bruin (Syracuse), Erich Santifer (Syracuse), Alex Bradley (Villanova), John Pinone (Villanova).

Most Valuable Player: Leo Rautins (Syracuse)

1980 (PROVIDENCE CIVIC CENTER)

Quarterfinals: No. 3 Georgetown 60, No. 6 Seton Hall 47; No. 4 Connecticut 79, No. 5 Boston College 68; No. 2 St. John's 48, No. 7 Providence 44.

Semifinals: Georgetown 76, St. John's 66;

No. 1 Syracuse 92, Connecticut 61.

Final: Georgetown 87, Syracuse 81.

All-Tournament Team: John Duren (Georgetown), Eric Floyd (Georgetown), David Russell (St. John's), Louis Orr (Syracuse), Marty Headd (Syracuse).

Most Valuable Player: Craig Shelton (Georgetown)

All-BIG EAST Honors

2019-20

First Team: Kamar Baldwin (Butler), Ty-Shon Alexander (Creighton), *Markus Howard (Marquette), *Myles Powell (Seton Hall), *Saddiq Bey (Villanova), Naji Marshall (Xavier).

Second Team: Marcus Zegarowski (Creighton), Paul Reed (DePaul), Alpha Diallo (Providence), Collin Gillespie (Villanova), Tyrique Jones (Xavier).

All-Freshman Team: Romeo Weems (DePaul), Julian Champagnie (St. John's), *Justin Moore (Villanova), *Jeremiah Robinson-Earl (Villanova), Zach Freemantle (Xavier), KyKy Tandy (Xavier).

Coach of the Year: Greg McDermott (Creighton)

Player of the Year: Myles Powell (Seton Hall)

Def. Player of the Year: Romaro Gill (Seton Hall)

Most Improved Player: Romaro Gill (Seton Hall)

Freshman of the Year: Jeremiah Robinson-Earl (Villanova)

Sixth Man Award: Denzel Mahoney (Creighton)

Sportsmanship Award: Kamar Baldwin (Butler), Jagan Mosely (Georgetown), Emmitt Holt (Providence).

2018-19

First Team: *Markus Howard (Marquette), *Phil Booth (Villanova), *Myles Powell (Seton Hall), *Eric Paschall (Villanova), Jessie Govan (Georgetown), Shamorie Ponds (St. John's).

Second Team: Kamar Baldwin (Butler), Max Strus (DePaul), Sam Hauser (Marquette), Alpha Diallo (Providence), Naji Marshall (Xavier).

Honorable Mention: Ty-Shon Alexander (Creighton), Martin Krampelj (Creighton).

All-Freshman Team: *Marcus Zegarowski (Creighton), *James Akinjo (Georgetown), Josh LeBlanc (Georgetown), Mac McClung (Georgetown), Joey Hauser (Marquette), Saddiq Bey (Villanova).

Coach of the Year: Jay Wright (Villanova)

Player of the Year: Markus Howard (Marquette)

Defensive Player of the Year: Justin Simon (St. John's)

Most Improved Player: Paul Reed (DePaul)

Freshman of the Year: James Akinjo (Georgetown)

Sixth Man Award: Paul Jorgensen (Butler)

Sportsmanship Award: Nate Fowler (Butler)

2017-18

First Team: *Kelan Martin (Butler), Marcus Foster (Creighton), Shamorie Ponds (St. John's), Mikal Bridges (Villanova), *Jalen Brunson (Villanova), *Trevon Bluiett (Xavier).

Second Team: Khyri Thomas (Creighton), Marcus Derrickson (Georgetown), Markus Howard (Marquette), Angel Delgado (Seton Hall), Desi Rodriguez (Seton Hall).

Honorable Mention: Andrew Rowsey (Marquette), Kyron Cartwright (Providence)

All-Freshman Team: Mitch Ballock (Creighton), Jahvon Blair (Georgetown), *Jamorko Pickett (Georgetown), Nate Watson (Providence), *Omari Spellman (Villanova), *Naji Marshall (Xavier).

Coach of the Year: Chris Mack (Xavier)

Player of the Year: Jalen Brunson (Villanova)

Defensive Player of the Year: Khyri Thomas (Creighton)

Most Improved Player: Myles Powell (Seton Hall)

Freshman of the Year: Omari Spellman (Villanova)

Sixth Man Award: Donte DiVincenzo (Villanova)

Sportsmanship Award: Tyler Wideman (Butler)

2016-17

First Team: Andrew Chrabaszcz (Butler), *Marcus Foster (Creighton), *Angel Delgado (Seton Hall), *Jalen Brunson (Villanova), *Josh Hart (Villanova), Trevon Bluiett (Xavier).

Second Team: Kelan Martin (Butler), Justin Patton (Creighton), Rodney Bullock (Providence), Kyron Cartwright (Providence), Khadeen Carrington (Seton Hall).

Honorable Mention: Rodney Pryor (Georgetown), Kris Jenkins (Villanova).

All-Freshman Team: *Kamar Baldwin (Butler), *Justin Patton (Creighton), Markus Howard (Marquette), *Marcus Lovett (St. John's), *Shamorie Ponds (St. John's), Donte DiVincenzo (Villanova).

Coach of the Year: Chris Holtmann (Butler)

Player of the Year: Josh Hart (Villanova)

Defensive Players of the Year: Khyri Thomas (Creighton), Mikal Bridges (Villanova), Josh Hart (Villanova)

Most Improved Player: Kyron Cartwright (Providence)

Freshman of the Year: Justin Patton (Creighton)

Sixth Man Award: Andrew Rowsey (Marquette)

Sportsmanship Award: Billy Garrett Jr. (DePaul)

2015-16

First Team: Henry Ellenson (Marquette), *Ben Bentil (Providence), *Kris Dunn (Providence), *Isaiah Whitehead (Seton Hall), *Josh Hart (Villanova), Trevon Bluiett (Xavier).

Second Team: Roosevelt Jones (Butler), Kelan Martin (Butler), Maurice Watson, Jr. (Creighton), D'Vauntes Smith-Rivera (Georgetown), Ryan Arcidiacono (Villanova).

Honorable Mention: Kellen Dunham (Butler), Angel Delgado (Seton Hall), Daniel Ochefu (Villanova).

All-Freshman Team: Eli Cain (DePaul), Jessie Govan (Georgetown), Haanif Cheatham (Marquette), Kassoum Yakwe (St. John's), Jalen Brunson (Villanova), Edmond Sumner (Villanova).

Coaches of the Year: Kevin Willard (Seton Hall), Jay Wright (Villanova).

Player of the Year: Kris Dunn (Providence)

Defensive Player of the Year: Kris Dunn (Providence)

Most Improved Player: Ben Bentil (Providence)

Rookie of the Year: Henry Ellenson (Marquette)

Sixth Man Award: J.P. Macura (Xavier)

Sportsmanship Award: Kellen Dunham (Butler)

2014-15

First Team: Kellen Dunham (Butler), D'Vauntes Smith-Rivera (Georgetown), *Kris Dunn (Providence), *LaDontae Henton (Providence), D'Angelo Harrison (St. John's), *Darrun Hilliard (Villanova).

Second Team: Roosevelt Jones (Butler), Matt Carlino (Marquette), Sir'Dominic Pointer (St. John's), Sterling Gibbs (Seton Hall), Matt Stainbrook (Xavier)

Honorable Mention: Billy Garrett, Jr. (DePaul), Daniel Ochefu (Villanova), JayVaughn Pinkston (Villanova)

All-Rookie Team: Isaac Copeland (Georgetown), L.J. Peak (Georgetown), Duane Wilson (Marquette), *Angel Delgado (Seton Hall), Isaiah Whitehead (Seton Hall), *Trevon Bluiett (Xavier).

Coach of the Year: Jay Wright (Villanova)

Player of the Year: Kris Dunn (Providence), Ryan Arcidiacono (Villanova)

Defensive Player of the Year: Kris Dunn (Providence), Sir'Dominic Pointer (St. John's)

Most Improved Player: Sir'Dominic Pointer (St. John's)

Rookie of the Year: Angel Delgado (Seton Hall)

Sixth Man Award: Josh Hart (Villanova)

Sportsmanship Award: Alex Barlow (Butler)

2013-14

First Team: *Doug McDermott (Creighton), Markel Starks (Georgetown), *Bryce Cotton (Providence), D'Angelo Harrison (St. John's), James Bell (Villanova), *Semaj Christon (Xavier)

Second Team: Kellen Dunham (Butler), D'Vauntes Smith-Rivera (Georgetown), Davante Gardner (Marquette), Kadeem Batts (Providence), Fuquan Edwin (Seton Hall), JayVaughn Pinkston (Villanova)

Honorable Mention: Ethan Wragge (Creighton), Ryan Arcidiacono (Villanova), Darrun Hilliard (Villanova), Matt Stainbrook (Xavier)

All-Rookie Team: Andrew Chrabaszcz (Butler), Billy Garrett, Jr. (DePaul), Tommy Hamilton IV (DePaul), Deonte Burton (Marquette), Rysheed Jordan (St. John's), Jaren Sina (Seton Hall), Josh Hart (Villanova)

Coach of the Year: Jay Wright (Villanova)

Player of the Year: Doug McDermott (Creighton)

Defensive Player of the Year: Fuquan Edwin (Seton Hall)

Most Improved Players: Darrun Hilliard & Daniel Ochefu (Villanova)

Rookie of the Year: Billy Garrett, Jr. (DePaul)

Sixth Man Award: Davante Gardner (Marquette)

Sportsmanship Award: Chris Otule (Marquette)

All-BIG EAST Honors

2012-13

First Team: Shabazz Napier (Connecticut), *Otto Porter (Georgetown), Gorgui Dieng (Louisville), Russ Smith (Louisville), Jack Cooley (Notre Dame), Bryce Cotton (Providence).
Second Team: Sean Kilpatrick (Cincinnati), Vander Blue (Marquette), Jerian Grant (Notre Dame), Michael Carter-Williams (Syracuse), C.J. Fair (Syracuse).
Third Team: Markel Starks (Georgetown), Peyton Siva (Louisville), Tray Woodall (Pittsburgh), Brandon Triche (Syracuse), JayVaughn Pinkston (Villanova).
Honorable Mention: Davante Gardner (Marquette), Kadeem Batts (Providence), JaKarr Sampson (St. John's), Fuqan Edwin (Seton Hall).
All-Rookie Team: Omar Calhoun (Connecticut), D'Vautes Smith-Rivera (Georgetown), Steven Adams (Pittsburgh), Chris Obekpa (St. John's), JaKarr Sampson (St. John's), Ryan Arcidiacono (Villanova).
Coach of the Year: John Thompson III (Georgetown)
Player of the Year: Otto Porter (Georgetown)
Def. Player of the Year: Gorgui Dieng (Louisville)
Most Improved Players: Kadeem Batts (Providence), Michael Carter-Williams (Syracuse)
Rookie of the Year: JaKarr Sampson (St. John's)
Sixth Man Award: Davante Gardner (Marquette)
Sportmanship Award: Junior Cadougan (Marquette)

2011-12

First Team: Jeremy Lamb (Connecticut), Jason Clark (Georgetown), *Jae Crowder (Marquette), Darius Johnson-Odom (Marquette), Kris Joseph (Syracuse), Kevin Jones (West Virginia).
Second Team: Sean Kilpatrick (Cincinnati), Jack Cooley (Notre Dame), Jordan Theodore (Seton Hall), Scoop Jardine (Syracuse), Maalik Wayns (Villanova).
Third Team: Henry Sims (Georgetown), Vincent Council (Providence), Herb Pope (Seton Hall), Dion Waiters (Syracuse), Darryl Bryant (West Virginia).
Honorable Mention: Cleveland Melvin (DePaul), Hollis Thompson (Georgetown), Kyle Kuric (Louisville), Ashton Gibbs (Pittsburgh), Moe Harkless (St. John's).
All-Rookie Team: Andre Drummond (Connecticut), Chane Behanan (Louisville), Jerian Grant (Notre Dame), LaDontae Henton (Providence), Moe Harkless (St. John's), D'Angelo Harrison (St. John's), Anthony Collins (USF).
Coach of the Year: Stan Heath (USF)
Player of the Year: Jae Crowder (Marquette)
Defensive Player of the Year: Fab Melo (Syracuse)
Most Improved Player: Jack Cooley (Notre Dame)
Rookie of the Year: Moe Harkless (St. John's)
Sixth Man Award: Dion Waiters (Syracuse)
Sportmanship Award: Jason Clark (Georgetown)

2010-11

First Team: Kemba Walker (Connecticut), Austin Freeman (Georgetown), *Ben Hansbrough (Notre Dame), Ashton Gibbs (Pittsburgh), Marshon Brooks (Providence), Dwight Hardy (St. John's).
Second Team: Preston Knowles (Louisville), Darius Johnson-Odom (Marquette), Brad Wanamaker (Pittsburgh), Rick Jackson (Syracuse), Corey Fisher (Villanova).
Third Team: Chris Wright (Georgetown), Tim Abromaitis (Notre Dame), Jeremy Hazell (Seton Hall), Kris Joseph (Syracuse), Corey Stokes (Villanova)
Honorable Mention: Peyton Siva (Louisville), Jimmy Butler (Marquette), Scoop Jardine (Syracuse), Kevin Jones (West Virginia)
All-Rookie Team: Sean Kilpatrick (Cincinnati), Jeremy Lamb (Connecticut), Shabazz Napier (Connecticut), *Cleveland Melvin (DePaul), Brandon Young (DePaul), Gilvydas Biruta (Rutgers)
Coach of the Year: Mike Brey (Notre Dame)
Player of the Year: Ben Hansbrough (Notre Dame)
Defensive Player of the Year: Rick Jackson (Syracuse)
Most Improved Player: Dwight Hardy (St. John's)
Rookie of the Year: Cleveland Melvin (DePaul)
Sixth Man Award: Justin Burrell (St. John's)
Sportmanship Award: Brad Wanamaker (Pittsburgh)

2009-10

First Team: Greg Monroe (Georgetown), Luke Harangody (Notre Dame), Dominique Jones (USF), Wes Johnson (Syracuse), *Scottie Reynolds (Villanova), Da'Sean Butler (West Virginia).
Second Team: Austin Freeman (Georgetown), Lazar Hayward (Marquette), Ashton Gibbs (Pittsburgh), Jeremy Hazell (Seton Hall), Andy Rautins (Syracuse).
Third Team: Jerome Dyson (Connecticut), Kemba Walker (Connecticut), Samardo Samuels (Louisville), Corey Fisher (Villanova), Devin Ebanks (West Virginia).
Honorable Mention: Jimmy Butler (Marquette), Tim Abromaitis (Notre Dame), Jamine Peterson (Providence).
All-Rookie Team: *Lance Stephenson (Cincinnati), Alex Oriakhi (Connecticut), Vincent Council (Providence), *Dane Miller (Rutgers), Brandon Triche (Syracuse), Maalik Wayns (Villanova).
Coach of the Year: Jim Boeheim (Syracuse)
Player of the Year: Wes Johnson (Syracuse)
Defensive Player of the Year: Hamady Ndiaye (Rutgers)
Most Improved Player: Ashton Gibbs (Pittsburgh)
Rookie of the Year: Lance Stephenson (Cincinnati)
Sixth Man Award: Kris Joseph (Syracuse)
Sportmanship Award: Tory Jackson (Notre Dame)

2008-09

First Team: Hasheem Thabeet (Connecticut), Terrence Williams (Louisville), Jerel McNeal (Marquette), Luke Harangody (Notre Dame), DeJuan Blair (Pittsburgh), Sam Young (Pittsburgh).
Second Team: A.J. Price (Connecticut), Wesley Matthews (Marquette), Jonny Flynn (Syracuse), Dante Cunningham (Villanova), Da'Sean Butler (West Virginia).

Third Team: Deonta Vaughn (Cincinnati), Jeff Adrien (Connecticut), Earl Clark (Louisville), LeVance Fields (Pittsburgh), Jeremy Hazell (Seton Hall).
Honorable Mention: Weynmi Efejuku (Providence), Dominique Jones (USF), Scottie Reynolds (Villanova), Alex Ruoff (West Virginia).
All-Rookie Team: Yancy Gates (Cincinnati), Kemba Walker (Connecticut), Greg Monroe (Georgetown), Samardo Samuels (Louisville), Mike Rosario (Rutgers), Devin Ebanks (West Virginia).
Coach of the Year: Jay Wright (Villanova)
Players of the Year: Hasheem Thabeet (Connecticut) and DeJuan Blair (Pittsburgh)
Defensive Player of the Year: Hasheem Thabeet (Connecticut)
Most Improved Player: Dante Cunningham (Villanova)
Rookie of the Year: Greg Monroe (Georgetown)
Sixth Man Award: Corey Fisher (Villanova)
Sportmanship Award: Alex Ruoff (West Virginia)

2007-08

First Team: Deonta Vaughn (Cincinnati), Jeff Adrien (Connecticut), *A.J. Price (Connecticut), *Roy Hibbert (Georgetown), *David Padgett (Louisville), *Luke Harangody (Notre Dame), Kyle McAlarney (Notre Dame), Sam Young (Pittsburgh), Brian Laing (Seton Hall), Kentrell Gransberry (USF), Joe Alexander (West Virginia).
Second Team: Hasheem Thabeet (Connecticut), Jonathan Wallace (Georgetown), Draelon Burns (DePaul), Terrence Williams (Louisville), Lazar Hayward (Marquette), Dominic James (Marquette), Jerel McNeal (Marquette), Donte' Greene (Syracuse), Paul Harris (Syracuse), Scottie Reynolds (Villanova).
Honorable Mention: DeJuan Blair (Pittsburgh), Geoff McDermott (Providence), Anthony Mason, Jr. (St. John's), Dominique Jones (USF), Jonny Flynn (Syracuse).
All-Rookie Team: Mac Koshwal (DePaul), Dar Tucker (DePaul), Austin Freeman (Georgetown), *DeJuan Blair (Pittsburgh), Corey Chandler (Rutgers), Justin Burrell (St. John's), Jeremy Hazell (Seton Hall), *Dominique Jones (USF), *Jonny Flynn (Syracuse), *Donte' Greene (Syracuse), Corey Fisher (Villanova).
Coach of the Year: Mike Brey (Notre Dame)
Player of the Year: Luke Harangody (Notre Dame)
Defensive Player of the Year: Hasheem Thabeet (Connecticut)
Most Improved Player: Sam Young (Providence)
Rookies of the Year: DeJuan Blair (Pittsburgh) and Jonny Flynn (Syracuse)
Sixth Man Award: Patrick Ewing, Jr. (Georgetown)
Sportmanship Award: Ronald Ramon (Pittsburgh) and Darris Nichols (West Virginia)

2006-07

First Team: *Jeff Green (Georgetown), *Roy Hibbert (Georgetown), Dominic James (Marquette), Russell Carter (Notre Dame), Colin Falls (Notre Dame), *Aaron Gray (Pittsburgh), *Herbert Hill (Providence), Lamont Hamilton (St. John's), *Demetris Nichols (Syracuse), Curtis Sumpter (Villanova), Frank Young (West Virginia).

Second Team: Jeff Adrien (Connecticut), Wilson Chandler (DePaul), Sammy Meija (DePaul), David Padgett (Louisville), Terrence Williams (Louisville), Jerel McNeal (Marquette), LeVance Fields (Pittsburgh), Brian Laing (Seton Hall), Kentrell Gransberry (USF), Scottie Reynolds (Villanova).

Honorable Mention: Draelon Burns (DePaul), Jonathan Wallace (Georgetown), Sharaud Curry (Providence), Geoff McDermott (Providence), McHugh Mattis (USF), Eric Devendorf (Syracuse), Mike Nardi (Villanova).

All-Rookie Team: Deonta Vaughn (Cincinnati), *Jerome Dyson (Connecticut), Hasheem Thabeet (Connecticut), DaJuan Summers (Georgetown), Edgar Sosa (Louisville), Luke Harangody (Notre Dame), Tory Jackson (Notre Dame), *Eugene Harvey (Seton Hall), Paul Harris (Syracuse), *Scottie Reynolds (Villanova), Da'Sean Butler (West Virginia).

Coach of the Year: Mike Brey (Notre Dame)
Player of the Year: Jeff Green (Georgetown)
Defensive Player of the Year: Jerel McNeal (Marquette)

Most Improved Player: Herbert Hill (Providence)
Rookie of the Year: Scottie Reynolds (Villanova)
Sportmanship Award: Brandon Jenkins (Louisville)

2005-06

First Team: Eric Hicks (Cincinnati), *Rudy Gay (Connecticut), *Steve Novak (Marquette), Chris Quinn (Notre Dame), Aaron Gray (Pittsburgh), Quincy Douby (Rutgers), Gerry McNamara (Syracuse), *Randy Foye (Villanova), *Allan Ray (Villanova), Mike Gansey (West Virginia), Kevin Pittsnogle (West Virginia).

Second Team: Hilton Armstrong (Connecticut), Marcus Williams (Connecticut), Jeff Green (Georgetown), Roy Hibbert (Georgetown), Taquan Dean (Louisville), Carl Krauser (Pittsburgh), Donnie McGrath (Providence), Donald Copeland (Seton Hall), Kelly Whitney (Seton Hall), Kyle Lowry (Villanova).

Honorable Mention: James White (Cincinnati), Rashad Anderson (Connecticut), Josh Boone (Connecticut), Dominic James (Marquette), Lamont Hamilton (St. John's), Solomon Jones (USF).

All-Rookie Team: *Devan Downey (Cincinnati), Jeff Adrien (Connecticut), *Wilson Chandler (DePaul), Sam Young (Pittsburgh), *Dominic James (Marquette), Jerel McNeal (Marquette), Sharaud Curry (Providence), Geoff McDermott (Providence), JR Inman (Rutgers), Anthony Farmer (Rutgers), Eric Devendorf (Syracuse).

Coach of the Year: Jay Wright (Villanova)
Player of the Year: Randy Foye (Villanova)
Defensive Player of the Year: Hilton Armstrong (Connecticut)

Most Improved Player: Aaron Gray (Pittsburgh)
Rookie of the Year: Dominic James (Marquette)
Sportmanship Award: Chris Quinn (Notre Dame)

2004-05

First Team: Jared Dudley (Boston College), Craig Smith (Boston College), Chevon Troutman (Pittsburgh), Ryan Gomes (Providence), Gerry McNamara (Syracuse), Hakim Warrick (Syracuse).

Second Team: Josh Boone (Connecticut), Charlie Villanueva (Connecticut), Karl Krauser (Pittsburgh), Allan Ray (Villanova), Curtis Sumpter (Villanova).

Third Team: Marcus Williams (Connecticut), Brandon Bowman (Georgetown), Chris Thomas (Notre Dame), Daryl Hill (St. John's), Randy Foye (Villanova).

Honorable Mention: Jeff Green (Georgetown), Chris Taft (Pittsburgh), Josh Pace (Syracuse), Tyrone Sally (West Virginia).

All-Rookie Team: Sean Williams (Boston College), Rudy Gay (Connecticut), Jeff Green (Georgetown), Ronald Ramon (Pittsburgh), Ollie Bailey (Rutgers), Kyle Lowry (Villanova).

Coach of the Year: Al Skinner (Boston College)
Player of the Year: Hakim Warrick (Syracuse)
Defensive Player of the Year: Josh Boone (Connecticut)

Most Improved Players: Jared Dudley (Boston College) and Marcus Williams (Connecticut)

Rookies of the Year: Rudy Gay (Connecticut) and Jeff Green (Georgetown)

Sportmanship Award: Josh Pace (Syracuse)

2003-04

First Team: Craig Smith (Boston College), Ben Gordon (Connecticut), Emeka Okafor (Connecticut), Ryan Gomes (Providence), Andre Barrett (Seton Hall), Hakim Warrick (Syracuse), Bryant Matthews (Virginia Tech)

Second Team: Darius Rice (Miami), Chris Thomas (Notre Dame), Jaron Brown (Pittsburgh), Carl Krauser (Pittsburgh), Gerry McNamara (Syracuse)

Third Team: Gerald Riley (Georgetown), Chris Taft (Pittsburgh), Herve Lamizana (Rutgers), Allan Ray (Villanova), Curtis Sumpter (Villanova)

Honorable Mention: Taliek Brown (Connecticut), Torin Francis (Notre Dame), Julius Page (Pittsburgh), Kelly Whitney (Seton Hall)

All-Rookie Team: Jared Dudley (Boston College), Josh Boone (Connecticut), Charlie Villanueva (Connecticut), Guillermo Diaz (Miami), Chris Taft (Pittsburgh), Quincy Douby (Rutgers), Mike Nardi (Villanova)

Coach of the Year: Jamie Dixon (Pittsburgh)
Player of the Year: Emeka Okafor (Connecticut)
Def. Player of the Year: Emeka Okafor (UConn)
Most Improved Player: Carl Krauser (Pittsburgh)
Rookie of the Year: Chris Taft (Pittsburgh)
Sportmanship Award: Jaron Brown (Pittsburgh)

2002-03

First Team: Troy Bell (Boston College), Emeka Okafor (Connecticut), Mike Sweetney (Georgetown), Matt Carroll (Notre Dame), Marcus Hatten (St. John's), Carmelo Anthony (Syracuse)
Second Team: Craig Smith (Boston College), Ben Gordon (Connecticut), Chris Thomas (Notre Dame), Brandin Knight (Pittsburgh), Ryan Gomes (Providence), Andre Barrett (Seton Hall)

Third Team: Darius Rice (Miami), Julius Page (Pittsburgh), Chevon Troutman (Pittsburgh), Hakim Warrick (Syracuse), Drew Schifino (West Virginia)

Honorable Mention: James Jones (Miami), Ontario Lett (Pittsburgh), Gary Buchanan (Villanova), Ricky Wright (Villanova), Bryant Matthews (Virginia Tech), Terry Taylor (Virginia Tech)

All-Rookie Team: Craig Smith (Boston College), Torin Francis (Notre Dame), Donnie McGrath (Providence), Kelly Whitney (Seton Hall), Carmelo Anthony (Syracuse), Gerry McNamara (Syracuse), Kevin Pittsnogle (West Virginia)

Coach of the Year: Louis Orr (Seton Hall)
Player of the Year: Troy Bell (Boston College)
Defensive Player of the Year: Emeka Okafor (Connecticut)
Most Improved Player: Hakim Warrick (Syracuse)
Rookie of the Year: Carmelo Anthony (Syracuse)
Sportmanship Award: Kueth Duany (Syracuse)

2001-02

First Team: Troy Bell (Boston College), Caron Butler (Connecticut), Michael Sweetney (Georgetown), Ryan Humphrey (Notre Dame), Brandin Knight (Pittsburgh), Marcus Hatten (St. John's), Preston Shumpert (Syracuse)

Second Team: Darius Rice (Miami), John Salmons (Miami), John Linehan (Providence), Rashod Kent (Rutgers), Ricky Wright (Villanova)

Third Team: Emeka Okafor (Connecticut), Kevin Braswell (Georgetown), James Jones (Miami), Chris Thomas (Notre Dame), DeShaun Williams (Syracuse), Chris Moss (West Virginia).

Honorable Mention: David Graves (Notre Dame), Jaron Brown (Pittsburgh), Julius Page (Pittsburgh), Jerome Coleman (Rutgers), Gary Buchanan (Villanova)

All-Rookie Team: Ben Gordon (Connecticut), Emeka Okafor (Connecticut), Chris Thomas (Notre Dame), Ryan Gomes (Providence), John Allen (Seton Hall)

Coach of the Year: Ben Howland (Pittsburgh)
Players of the Year: Caron Butler (Connecticut) and Brandin Knight (Pittsburgh)
Def. Player of the Year: John Linehan (Providence)

Most Improved Player: Brandin Knight (Pittsburgh)
Rookie of the Year: Chris Thomas (Notre Dame)

All-BIG EAST Honors

2000-01

First Team: Troy Bell (Boston College), Troy Murphy (Notre Dame), Preston Shumpert (Syracuse), Michael Bradley (Villanova), Calvin Bowman (West Virginia)

Second Team: Kevin Braswell (Georgetown), Ricardo Greer (Pittsburgh), John Linehan (Providence), Eddie Griffin (Seton Hall), Damone Brown (Syracuse).

Third Team: Caron Butler (Connecticut), John Salmons (Miami), Ryan Humphrey (Notre Dame), Todd Billet (Rutgers), Omar Cook (St. John's)

Honorable Mention: Albert Mouring (Connecticut), Michael Sweetney (Georgetown), Darius Lane (Seton Hall).

All-Rookie Team: Caron Butler (Connecticut), Michael Sweetney (Georgetown), Darius Rice (Miami), Omar Cook (St. John's), Eddie Griffin (Seton Hall).

Coach of the Year: Al Skinner (Boston College)

Players of the Year: Troy Murphy (Notre Dame) and Troy Bell (Boston College).

Defensive Player of the Year: John Linehan (Providence)

Most Improved Players: Preston Shumpert (Syracuse) and Calvin Bowman (West Virginia).

Rookie of the Year: Eddie Griffin (Seton Hall)

1999-2000

First Team: Khalid El-Amin (Connecticut), Troy Murphy (Notre Dame), Erick Barkley (St. John's), Jason Hart (Syracuse), Etan Thomas (Syracuse)

Second Team: Johnny Hemsley (Miami), Ricardo Greer (Pittsburgh), Lavor Postell (St. John's), Shaheen Holloway (Seton Hall), Malik Allen (Villanova).

Third Team: Ruben Boumtje Boumtje (Georgetown), Mario Bland (Miami), Bootsy Thornton (St. John's), Ryan Blackwell (Syracuse), Marcus Goree (West Virginia).

All-Rookie Team: Troy Bell (Boston College), Darius Lane (Seton Hall), Anthony Glover (St. John's), Samuel Dalembert (Seton Hall), Gary Buchanan (Villanova).

Coach of the Year: Jim Boeheim (Syracuse)

Player of the Year: Troy Murphy (Notre Dame)

Defensive Player of the Year: Etan Thomas (Syracuse)

Most Improved Players: Ricardo Greer (Pittsburgh) and Shaheen Holloway (Seton Hall).

Rookie of the Year: Troy Bell (Boston College)

1998-99

First Team: Richard Hamilton (Connecticut), Tim James (Miami), Johnny Hemsley (Miami), Jamel Thomas (Providence), Ron Artest (St. John's).

Second Team: Khalid El-Amin (Connecticut), Troy Murphy (Notre Dame), Bootsy Thornton (St. John's), Etan Thomas (Syracuse), Marcus Goree (West Virginia).

Third Team: Vonteego Cummings (Pittsburgh), Isaac Hawkins (Pittsburgh), Rob Hodgson (Rutgers), Jason Hart (Syracuse), John Celestand (Villanova).

All-Rookie Team: Kevin Braswell (Georgetown), Anthony Perry (Georgetown), Troy Murphy (Notre Dame), Dahntay Jones (Rutgers), Erick Barkley (St. John's).

Coach of the Year: Leonard Hamilton (Miami)

Players of the Year: Richard Hamilton (Connecticut) and Tim James (Miami).

Defensive Player of the Year: Etan Thomas (Syracuse)

Most Improved Player: Johnny Hemsley (Miami)

Rookie of the Year: Troy Murphy (Notre Dame)

1997-98

First Team: Richard Hamilton (Connecticut), Tim James (Miami), Pat Garrity (Notre Dame), Felipe Lopez (St. John's), Damian Owens (West Virginia).

Second Team: Vonteego Cummings (Pittsburgh), Jamel Thomas (Providence), Zendon Hamilton (St. John's), Levell Sanders (Seton Hall), Todd Burgan (Syracuse).

Third Team: Antonio Granger (Boston College), Duane Woodward (Boston College), Khalid El-Amin (Connecticut), Shaheen Holloway (Seton Hall), Etan Thomas (Syracuse).

All-Rookie Team: Khalid El-Amin (Connecticut), Martin Inglesby (Notre Dame), Ricardo Greer (Pittsburgh), Jeff Greer (Rutgers), Ron Artest (St. John's).

Coach of the Year: Jim Calhoun (Connecticut)

Player of the Year: Richard Hamilton (Connecticut)

Defensive Player of the Year: Damian Owens (West Virginia)

Most Improved Player: Etan Thomas (Syracuse)

Rookie of the Year: Khalid El-Amin (Connecticut)

1996-97

First Team: Danya Abrams (Boston College), Victor Page (Georgetown), Pat Garrity (Notre Dame), Austin Croshere (Providence), Alvin Williams (Villanova).

Second Team: Tim James (Miami), Vonteego Cummings (Pittsburgh), Zendon Hamilton (St. John's), Shaheen Holloway (Seton Hall), Otis Hill (Syracuse), Jason Lawson (Villanova).

Third Team: Derrick Brown (Providence), Felipe Lopez (St. John's), Jason Cipolla (Syracuse), Tim Thomas (Villanova), Damian Owens (West Virginia).

All-Rookie Team: Richard Hamilton (Connecticut), Earl Johnson (Rutgers), Shaheen Holloway (Seton Hall), Jason Hart (Syracuse), Tim Thomas (Villanova).

Coach of the Year: John MacLeod (Notre Dame)

Player of the Year: Pat Garrity (Notre Dame)

Defensive Player of the Year: Jason Lawson (Villanova)

Most Improved Player: Ya Ya Dia (Georgetown)

Rookie of the Year: Tim Thomas (Villanova)

1995-96

First Team: Danya Abrams (Boston College), Kerry Kittles (Villanova), John Wallace (Syracuse), Ray Allen (Connecticut), Allen Iverson (Georgetown).

Second Team: Zendon Hamilton (St. John's), Jason Lawson (Villanova), Adrian Griffin (Seton Hall), Damon Santiago (Rutgers), Doron Sheffer (Connecticut).

Third Team: Austin Croshere (Providence), Pat Garrity (Notre Dame), Damian Owens (West Virginia), Othella Harrington (Georgetown), Jerome Williams (Georgetown).

All-Rookie Team: Tim James (Miami), Gordon Malone (West Virginia), Geoff Billet (Rutgers), Victor Page (Georgetown), James "Scoonie" Penn (Boston College), God Shammgod (Providence).

Coaches of the Year: Jim Calhoun (Connecticut) and Jim O'Brien (Boston College).

Player of the Year: Ray Allen (Connecticut)

Defensive Player of the Year: Allen Iverson (Georgetown)

Rookie of the Year: James "Scoonie" Penn (Boston College)

1994-95

First Team: Danya Abrams (Boston College), Eric Williams (Providence), John Wallace (Syracuse), Ray Allen (Connecticut), Lawrence Moten (Syracuse), Kerry Kittles (Villanova)

Second Team: Jaime Peterson (Pittsburgh), Eric Eberz (Villanova), Jason Lawson (Villanova), Doron Sheffer (Connecticut), Allen Iverson (Georgetown)

Third Team: Adrian Griffin (Seton Hall), Donny Marshall (Connecticut), Jerome Williams (Georgetown), Constantin Popa (Miami), Felipe Lopez (St. John's), Kevin Ollie (Connecticut).

All-Rookie Team: Donnell Williams (Seton Hall), Zendon Hamilton (St. John's), Allen Iverson (Georgetown), Kevin Norris (Miami), Felipe Lopez (St. John's).

Coach of the Year: Leonard Hamilton (Miami)

Player of the Year: Kerry Kittles (Villanova)

Defensive Player of the Year: Allen Iverson (Georgetown)

Rookie of the Year: Allen Iverson (Georgetown)

1993-94

First Team: Donyell Marshall (Connecticut), Bill Curley (Boston College), Kerry Kittles (Villanova), Lawrence Moten (Syracuse), Adrian Autry (Syracuse).

Second Team: Michael Smith (Providence), Othella Harrington (Georgetown), Arturas Karnishovas (Seton Hall), John Wallace (Syracuse), Howard Easley (Boston College).

Third Team: Eric Mobley (Pittsburgh), Shawnelle Scott (St. John's), Donny Marshall (Connecticut), Jerry McCullough (Pittsburgh), Doron Sheffer (Connecticut).

All-Rookie Team: Danya Abrams (Boston College), Otis Hill (Syracuse), Jason Lawson (Villanova), Ray Allen (Connecticut), Doron Sheffer (Connecticut).

Coach of the Year: Jim Calhoun (Connecticut)

Player of the Year: Donyell Marshall (Connecticut)

Defensive Player of the Year: Donyell Marshall (Connecticut)

Rookie of the Year: Doron Sheffer (Connecticut)

1992-93

First Team: Bill Curley (Boston College), Donyell Marshall (Connecticut), Lawrence Moten (Syracuse), David Cain (St. John's), Terry Dehere (Seton Hall).

Second Team: Arturas Karnishovas (Seton Hall), Shawnelle Scott (St. John's), Michael Smith (Providence), Howard Easley (Boston College), Jerry McCullough (Pittsburgh).

Third Team: Constantin Popa (Miami), Lamont Middleton (St. John's), Jerry Walker (Seton Hall), Adrian Autry (Syracuse), Scott Burrell (Connecticut).

All-Rookie Team: Othella Harrington (Georgetown), Kerry Kittles (Villanova), John Wallace (Syracuse), Michael Brown (Providence), Steve Edwards (Miami).

All-BIG EAST Honors

1992-93 (CONTINUED)**Coach of the Year:** Brian Mahoney (St. John's)**Player of the Year:** Terry Dehere (Seton Hall)**Defensive Player of the Year:** Jerry Walker (Seton Hall)**Rookie of the Year:** Othella Harrington (Georgetown)**1991-92****First Team:** Alonzo Mourning (Georgetown), Malik Sealy (St. John's), Dave Johnson (Syracuse), Chris Smith (Connecticut), Terry Dehere (Seton Hall).**Second Team:** Bill Curley (Boston College), Scott Burrell (Connecticut), Jerry Walker (Seton Hall), Sean Miller (Pittsburgh), Lance Miller (Villanova).**Third Team:** Rod Sellers (Connecticut), Darren Morningstar (Pittsburgh), Michael Smith (Providence), Marques Bragg (Providence), Joey Brown (Georgetown), Lawrence Moten (Syracuse)**All-Rookie Team:** Donyell Marshall (Connecticut), Orlando Antigua (Pittsburgh), Michael Smith (Providence), Irvin Church (Georgetown), Lawrence Moten (Syracuse)**Coach of the Year:** John Thompson (Georgetown)**Player of the Year:** Alonzo Mourning (Georgetown)**Defensive Player of the Year:** Alonzo Mourning (Georgetown)**Rookie of the Year:** Lawrence Moten (Syracuse)**1990-91****First Team:** Billy Owens (Syracuse), Malik Sealy (St. John's), Dikembe Mutombo (Georgetown), Terry Dehere (Seton Hall), Eric Murdock (Providence).**Second Team:** Dave Johnson (Syracuse), Brian Shorter (Pittsburgh), Anthony Avent (Seton Hall), Chris Smith (Connecticut), Jason Buchanan (St. John's).**Third Team:** Scott Burrell (Connecticut), Alonzo Mourning (Georgetown), Robert Werdann (St. John's), Jason Matthews (Pittsburgh), Lance Miller (Villanova).**All-Rookie Team:** Billy Curley (Boston College), Robert Churchwell (Georgetown), Jerry Walker (Seton Hall), Adrian Autry (Syracuse), Charles Harrison (Georgetown).**Coach of the Year:** Jim Boeheim (Syracuse)**Player of the Year:** Billy Owens (Syracuse)**Defensive Player of the Year:** Dikembe Mutombo (Georgetown)**Rookie of the Year:** Billy Curley (Boston College)**1989-90****First Team:** Mark Tilimon (Georgetown), Alonzo Mourning (Georgetown), Brian Shorter (Pittsburgh), Greg "Boo" Harvey (St. John's), Derrick Coleman (Syracuse), Billy Owens (Syracuse).**Second Team:** Chris Smith (Connecticut), Dikembe Mutombo (Georgetown), Carlton Screen (Providence), Malik Sealy (St. John's), Stephen Thompson (Syracuse).**Third Team:** Tate George (Connecticut), Nadav Henefeld (Connecticut), Dwayne Bryant (Georgetown), Jason Matthews (Pittsburgh), Marty Conlon (Providence).**All-Rookie Team:** Nadav Henefeld (Connecticut), Scott Burrell (Connecticut), Terry Dehere (Seton Hall), Michael Edwards (Syracuse), Lance Miller (Villanova).**Coach of the Year:** Jim Calhoun (Connecticut)**Player of the Year:** Derrick Coleman (Syracuse)**Defensive Players of the Year:** Dikembe Mutombo and Alonzo Mourning (Georgetown)**Rookie of the Year:** Nadav Henefeld (Connecticut)**1988-89****First Team:** Sherman Douglas (Syracuse), Charles Smith (Georgetown), Ramon Ramos (Seton Hall), Brian Shorter (Pittsburgh), Derrick Coleman (Syracuse).**Second Team:** Dana Barros (Boston College), Stephen Thompson (Syracuse), Jayson Williams (St. John's), Alonzo Mourning (Georgetown), Cliff Robinson (Connecticut).**Third Team:** Eric Murdock (Providence), Jason Matthews (Pittsburgh), John Morton (Seton Hall), Andrew Gaze (Seton Hall), Doug West (Villanova).**All-Rookie Team:** Malik Sealy (St. John's), Brian Shorter (Pittsburgh), Alonzo Mourning (Georgetown), Billy Owens (Syracuse), Marc Dowdell (Villanova).**Coach of the Year:** P.J. Carlesimo (Seton Hall)**Player of the Year:** Charles Smith (Georgetown)**Defensive Player of the Year:** Alonzo Mourning (Georgetown)**Rookie of the Year:** Brian Shorter (Pittsburgh)**1987-88****First Team:** Mark Bryant (Seton Hall), Charles Smith (Pittsburgh), Dana Barros (Boston College), Sherman Douglas (Syracuse), Derrick Coleman (Syracuse)**Second Team:** Jerome Lane (Pittsburgh), Shelton Jones (St. John's), Rony Seikaly (Syracuse), Charles Smith (Georgetown), Doug West (Villanova).**Third Team:** Cliff Robinson (Connecticut), Mark Plansky (Villanova), Tom Greis (Villanova), Steve Wright (Providence), Michael Porter (St. John's)**All-Freshman Team:** Corey Beasley (Boston College), Bobby Martin (Pittsburgh), Sean Miller (Pittsburgh), Jason Matthews (Pittsburgh), Eric Murdock (Providence).**Coach of the Year:** P.J. Carlesimo (Seton Hall)**Player of the Year:** Charles Smith (Pittsburgh)**Defensive Player of the Year:** Gary Massey (Villanova)**Freshman of the Year:** Sean Miller (Pittsburgh)**1986-87****First Team:** Reggie Williams (Georgetown), Charles Smith (Pittsburgh), Jerome Lane (Pittsburgh), Billy Donovan (Providence), Mark Jackson (St. John's), Sherman Douglas (Syracuse).**Second Team:** Dana Barros (Boston College), Perry McDonald (Georgetown), Mark Bryant (Seton Hall), Rony Seikaly (Syracuse), Harold Jensen (Villanova).**Third Team:** Derrick Coleman (Syracuse), Greg Monroe (Syracuse), David Kipfer (Providence), James Major (Seton Hall), Willie Glass (St. John's).**All-Freshman Team:** Dwayne Bryant (Georgetown), Mark Tilimon (Georgetown), Derrick Coleman (Syracuse), Tate George (Connecticut), Rod Brookin (Pittsburgh).**Coach of the Year:** John Thompson (Georgetown)**Player of the Year:** Reggie Williams (Georgetown)**Defensive Player of the Year:** Mark Jackson (St. John's)**Freshman of the Year:** Derrick Coleman (Syracuse)**1985-86****First Team:** Reggie Williams (Georgetown), Mark Jackson (St. John's), Walter Berry (St. John's), Dwayne Washington (Syracuse), Harold Pressley (Villanova).**Second Team:** Earl Kelley (Connecticut), David Wingate (Georgetown), Rafael Addison (Syracuse), Rony Seikaly (Syracuse), Wendell Alexis (Syracuse).**Third Team:** Roger McCready (Boston College), Michael Jackson (Georgetown), Demetreus Gore (Pittsburgh), Charles Smith (Pittsburgh), Billy Donovan (Providence).**All-Freshman Team:** Dana Barros (Boston College), Kenny Wilson (Villanova), Doug West (Villanova), Johnathan Edwards (Georgetown), Phil Gamble (Connecticut).**Coach of the Year:** Lou Carnesecca (St. John's)**Player of the Year:** Walter Berry (St. John's)**Defensive Player of the Year:** Harold Pressley (Villanova)**Freshman of the Year:** Dana Barros (Boston College)**1984-85****First Team:** Patrick Ewing (Georgetown), Chris Mullin (St. John's), Rafael Addison (Syracuse), Dwayne Washington (Syracuse), Ed Pinckney (Villanova)**Second Team:** Earl Kelley (Connecticut), Michael Adams (Boston College), Bill Wennington (St. John's), Walter Berry (St. John's), Bill Martin (Georgetown)**Third Team:** Michael Jackson (Georgetown), Mike Moses (St. John's), Dwayne McClain (Villanova), Andre McCloud (Seton Hall), David Wingate (Georgetown), Charles Smith (Pittsburgh)**All-Freshman Team:** Skip Barry (Boston College), Charles Smith (Pittsburgh), Mark Bryant (Seton Hall), Michael Brown (Syracuse), Rony Seikaly (Syracuse)**Coach of the Year:** Lou Carnesecca (St. John's)**Players of the Year:** Patrick Ewing (Georgetown) and Chris Mullin (St. John's)**Defensive Player of the Year:** Patrick Ewing (Georgetown)**Freshman of the Year:** Charles Smith (Pittsburgh)

All-BIG EAST Honors

1983-84

First Team: Jay Murphy (Boston College), Patrick Ewing (Georgetown), Otis Thorpe (Providence), Chris Mullin (St. John's), Dwayne Washington (Syracuse).

Second Team: Michael Adams (Boston College), David Wingate (Georgetown), Ed Pinckney (Villanova), Rafael Addison (Syracuse), Clyde Vaughan (Pittsburgh).

Third Team: Michael Jackson (Georgetown), Karl Hobbs (Connecticut), Bill Wennington (St. John's), Dwayne McClain (Villanova), Harold Pressley (Villanova), Andre McCloud (Seton Hall).

All-Freshman Team: Michael Graham (Georgetown), Reggie Williams (Georgetown), Willie Glass (St. John's), Mark Jackson (St. John's), Dwayne Washington (Syracuse).

Coach of the Year: Jim Boeheim (Syracuse)

Players of the Year: Patrick Ewing (Georgetown) and Chris Mullin (St. John's).

Defensive Player of the Year: Patrick Ewing (Georgetown)

Freshman of the Year: Dwayne Washington (Syracuse)

1982-83

First Team: Patrick Ewing (Georgetown), Erich Santifer (Syracuse), Chris Mullin (St. John's), Ed Pinckney (Villanova), John Pinone (Villanova).

Second Team: Michael Adams (Boston Coll.), Stewart Granger (Villanova), John Garris (Boston Coll.), Jay Murphy (Boston Coll.), David Russell (St. John's).

Third Team: Ron Jackson (Providence), Leo Rautins (Syracuse), Otis Thorpe (Providence), Billy Goodwin (St. John's), Clyde Vaughan (Pittsburgh).

All-Freshman Team: Earl Kelley (Connecticut), Michael Jackson (Georgetown), David Wingate (Georgetown), Andre McCloud (Seton Hall), Rafael Addison (Syracuse).

Coach of the Year: Lou Carnesecca (St. John's)

Player of the Year: Chris Mullin (St. John's)

Defensive Player of the Year: Patrick Ewing (Georgetown)

Freshman of the Year: Earl Kelley (Connecticut)

1981-82

First Team: John Bagley (Boston College), Corny Thompson (Connecticut), Eric Floyd (Georgetown), David Russell (St. John's), Dan Callandrillo (Seton Hall), John Pinone (Villanova)

Second Team: Erich Santifer (Syracuse), Chris Mullin (St. John's), Stewart Granger (Villanova), Patrick Ewing (Georgetown), Mike McKay (Connecticut).

Third Team: Ron Jackson (Providence), Eric Smith (Georgetown), Otis Thorpe (Providence), Tony Bruin (Syracuse), Billy Goodwin (St. John's).

All-Freshman Team: Patrick Ewing (Georgetown), Anthony Jones (Georgetown), Chris Mullin (St. John's), Dwayne McClain (Villanova), Ed Pinckney (Villanova).

Coach of the Year: Rollie Massimino (Villanova)

Player of the Year: Dan Callandrillo (Seton Hall)

Defensive Player of the Year: Patrick Ewing (Georgetown)

Freshman of the Year: Patrick Ewing (Georgetown)

1980-81

First Team: John Bagley (Boston College), Corny Thompson (Connecticut), Eric Floyd (Georgetown), Dan Schayes (Syracuse), John Pinone (Villanova).

Second Team: Marty Headd (Syracuse), Dan Callandrillo (Seton Hall), Chuck Aleksinas (Connecticut), Eric Smith (Georgetown), David Russell (St. John's).

Third Team: Stewart Granger (Villanova), Dwan Chandler (Boston College), Wayne McKoy (St. John's), Howard McNeil (Seton Hall), Mike McKay (Connecticut), Frank Gilroy (St. John's).

All-Freshman Team: Martin Clark (Boston College), Jay Murphy (Boston College), Vern Giscombe (Connecticut), Fred Brown (Georgetown), Otis Thorpe (Providence), Sir John Collins (Seton Hall).

Coach of the Year: Tom Davis (Boston College)

Player of the Year: John Bagley (Boston College)

Freshman of the Year: Fred Brown (Georgetown)

1979-80

First Team: John Duren (Georgetown), Craig Shelton (Georgetown), Reggie Carter (St. John's), Roosevelt Bouie (Syracuse), Louis Orr (Syracuse).

Second Team: Dan Callandrillo (Seton Hall), Eric Floyd (Georgetown), Wayne McKoy (St. John's), Corny Thompson (Connecticut), David Russell (St. John's).

Third Team: Eddie Moss (Syracuse), Marty Headd (Syracuse), Joe Beaulieu (Boston College), Mike McKay (Connecticut), Rudy Williams (Providence).

All-Freshman Team: John Bagley (Boston College), Bruce Kuczynski (Connecticut), Ricky Tucker (Providence), David Russell (St. John's), Erich Santifer (Syracuse).

Coach of the Year: John Thompson (Georgetown)

Player of the Year: John Duren (Georgetown)

Freshman of the Year: David Russell (St. John's)



Louis Orr, Syracuse

THREE-TIME ALL-BIG EAST FIRST TEAM SELECTIONS

Trevon Bluiett, Xavier (2016-18)
 Luke Harangody, Notre Dame (2008-10)
 Troy Bell, Boston College (2001-03)
 Danya Abrams, Boston College (1995-97)
 Kerry Kittles, Villanova (1994-96)
 Lawrence Moten, Syracuse (1993-95)
 Terry Dehere, Seton Hall (1991-93)
 Derrick Coleman, Syracuse (1988-90)
 Sherman Douglas, Syracuse (1987-89)
 Dwayne Washington, Syracuse (1984-86)
 Chris Mullin, St. John's (1983-85)
 Patrick Ewing, Georgetown (1983-85)
 John Pinone, Villanova (1981-83)

PLAYER OF THE YEAR

2019-20 Myles Powell (Seton Hall)
 2018-19 Markus Howard (Marquette)
 2017-18 Jalen Brunson (Villanova)
 2016-17 Josh Hart (Villanova)
 2015-16 Kris Dunn (Providence)
 2014-15 Kris Dunn (Providence)
 Ryan Arcidiacono (Villanova)
 Doug McDermott (Creighton)
 Otto Porter (Georgetown)
 2011-12 Jae Crowder (Marquette)
 2010-11 Ben Hansbrough (Notre Dame)
 2009-10 Wes Johnson (Syracuse)
 2008-09 DeJuan Blair (Pittsburgh)
 Hasheem Thabeet (Connecticut)
 Luke Harangody (Notre Dame)
 2006-07 Jeff Green (Georgetown)
 2005-06 Randy Foye (Villanova)
 2004-05 Hakim Warrick (Syracuse)
 2003-04 Emeka Okafor (Connecticut)
 2002-03 Troy Bell (Boston College)
 2001-02 Caron Butler (Connecticut)
 Brandin Knight (Pittsburgh)
 Troy Bell (Boston College)
 Troy Murphy (Notre Dame)
 1999-00 Troy Murphy (Notre Dame)
 1998-99 Richard Hamilton (Connecticut)
 Tim James (Miami)
 1997-98 Richard Hamilton (Connecticut)
 1996-97 Pat Garrity (Notre Dame)
 1995-96 Ray Allen (Connecticut)
 1994-95 Kerry Kittles (Villanova)
 1993-94 Donyell Marshall (Connecticut)
 1992-93 Terry Dehere (Seton Hall)
 1991-92 Alonzo Mourning (Georgetown)
 1990-91 Billy Owens (Syracuse)
 1989-90 Derrick Coleman (Syracuse)
 1988-89 Charles Smith (Georgetown)
 1987-88 Charles Smith (Pittsburgh)
 1986-87 Reggie Williams (Georgetown)
 1985-86 Walter Berry (St. John's)
 1984-85 Patrick Ewing (Georgetown)
 Chris Mullin (St. John's)
 1983-84 Patrick Ewing (Georgetown)
 Chris Mullin (St. John's)
 1982-83 Chris Mullin (St. John's)
 1981-82 Dan Callandrillo (Seton Hall)
 1980-81 John Bagley (Boston College)
 1979-80 John Duren (Georgetown)

All-BIG EAST Honors

FRESHMAN OF THE YEAR

2019-20	Jeremiah Robinson-Earl (Villanova)
2018-19	James Akinjo (Georgetown)
2017-18	Omari Spellman (Villanova)
2016-17	Justin Patton (Creighton)
2015-16	Henry Ellenson (Marquette)
2014-15	Angel Delgado (Seton Hall)
2013-14	Billy Garrett, Jr. (DePaul)
2012-13	JaKarr Sampson (St. John's)
2011-12	Moe Harkless (St. John's)
2010-11	Cleveland Melvin (DePaul)
2009-10	Lance Stephenson (Cincinnati)
2008-09	Greg Monroe (Georgetown)
2007-08	DeJuan Blair (Pittsburgh)
	Jonny Flynn (Syracuse)
2006-07	Scottie Reynolds (Villanova)
2005-06	Dominic James (Marquette)
2004-05	Rudy Gay (Connecticut)
	Jeff Green (Georgetown)
2003-04	Chris Taft (Pittsburgh)
2002-03	Carmelo Anthony (Syracuse)
2001-02	Chris Thomas (Notre Dame)
2000-01	Eddie Griffin (Seton Hall)
1999-00	Troy Bell (Boston College)
1998-99	Troy Murphy (Notre Dame)
1997-98	Khalid El-Amin (Connecticut)
1996-97	Tim Thomas (Villanova)
1995-96	James "Scoonie" Penn (Boston Coll.)
1994-95	Allen Iverson (Georgetown)
1993-94	Doron Sheffer (Connecticut)
1992-93	Othella Harrington (Georgetown)
1991-92	Lawrence Moten (Syracuse)
1990-91	Billy Curley (Boston College)
1989-90	Nadav Henefeld (Connecticut)
1988-89	Brian Shorter (Pittsburgh)
1987-88	Sean Miller (Pittsburgh)
1986-87	Derrick Coleman (Syracuse)
1985-86	Dana Barros (Boston College)
1984-85	Charles Smith (Pittsburgh)
1983-84	Dwayne Washington (Syracuse)
1982-83	Earl Kelley (Connecticut)
1981-82	Patrick Ewing (Georgetown)
1980-81	Fred Brown (Georgetown)
1979-80	David Russell (St. John's)

Note: The award was called Rookie of the Year through the 2014-15 season.

DEFENSIVE PLAYER OF THE YEAR

2019-20	Romaro Gill (Seton Hall)
2018-19	Justin Simon (St. John's)
2017-18	Khyri Thomas (Creighton)
2016-17	Khyri Thomas (Creighton)
	Mikal Bridges (Villanova)
	Josh Hart (Villanova)
2015-16	Kris Dunn (Providence)
2014-15	Kris Dunn (Providence)
	Sir'Dominic Pointer (St. John's)
2013-14	Fuquan Edwin (Seton Hall)
2012-13	Gorgui Dieng (Louisville)
2011-12	Fab Melo (Syracuse)
2010-11	Rick Jackson (Syracuse)
2009-10	Hamady Ndiaye (Rutgers)
2008-09	Hasheem Thabeet (Connecticut)
2007-08	Hasheem Thabeet (Connecticut)
2006-07	Jerel McNeal (Marquette)
2005-06	Hilton Armstrong (Connecticut)
2004-05	Josh Boone (Connecticut)
2003-04	Emeka Okafor (Connecticut)
2002-03	Emeka Okafor (Connecticut)

2001-02	John Linehan (Providence)
2000-01	John Linehan (Providence)
1999-00	Etan Thomas (Syracuse)
1998-99	Etan Thomas (Syracuse)
1997-98	Damian Owens (West Virginia)
1996-97	Jason Lawson (Villanova)
1995-96	Allen Iverson (Georgetown)
1994-95	Allen Iverson (Georgetown)
1993-94	Donyell Marshall (Connecticut)
1992-93	Jerry Walker (Seton Hall)
1991-92	Alonzo Mourning (Georgetown)
1990-91	Dikembe Mutombo (Georgetown)
1989-90	Dikembe Mutombo (Georgetown)
	Alonzo Mourning (Georgetown)
1988-89	Alonzo Mourning (Georgetown)
1987-88	Gary Massey (Villanova)
1986-87	Mark Jackson (St. John's)
1985-86	Harold Pressley (Villanova)
1984-85	Patrick Ewing (Georgetown)
1983-84	Patrick Ewing (Georgetown)
1982-83	Patrick Ewing (Georgetown)
1981-82	Patrick Ewing (Georgetown)

MOST IMPROVED PLAYER

2019-20	Romaro Gill (Seton Hall)
2018-19	Paul Reed (DePaul)
2017-18	Myles Powell (Seton Hall)
2016-17	Kyron Cartwright (Providence)
2015-16	Ben Bentil (Providence)
2014-15	Sir'Dominic Pointer (St. John's)
2013-14	Darrun Hilliard (Villanova)
	Daniel Ochefu (Villanova)
2012-13	Kadeem Batts (Providence)
	Michael Carter-Williams (Syracuse)
2011-12	Jack Cooley (Notre Dame)
2010-11	Dwight Hardy (St. John's)
2009-10	Ashton Gibbs (Pittsburgh)
2008-09	Dante Cunningham (Villanova)
2007-08	Sam Young (Pittsburgh)
2006-07	Herbert Hill (Providence)
2005-06	Aaron Gray (Pittsburgh)
2004-05	Jared Dudley (Boston College)
	Marcus Williams (Connecticut)
2003-04	Carl Krauser (Pittsburgh)
2002-03	Hakim Warrick (Syracuse)
2001-02	Brandin Knight (Pittsburgh)
2000-01	Preston Shumpert (Syracuse)
	Calvin Bowman (West Virginia)
1999-00	Ricardo Greer (Pittsburgh)
	Shaheen Holloway (Seton Hall)
1998-99	Johnny Hemsley (Miami)
1997-98	Etan Thomas (Syracuse)
1996-97	Ya Ya Dia (Georgetown)

SPORTSMANSHIP AWARD

2019-20	Kamar Baldwin (Butler)
	Jagan Mosely (Georgetown)
	Emmitt Holt (Providence)
2018-19	Nate Fowler (Butler)
2017-18	Tyler Wideman (Butler)
2016-17	Billy Garrett Jr. (DePaul)
2015-16	Kellen Dunham (Butler)
2014-15	Alex Barlow (Butler)
2013-14	Chris Otule (Marquette)
2012-13	Junior Cadougan (Marquette)
2011-12	Jason Clark (Georgetown)
2010-11	Brad Wanamaker (Pittsburgh)
2009-10	Tory Jackson (Notre Dame)
2008-09	Alex Ruoff (West Virginia)

2007-08	Ronald Ramon (Pittsburgh)
	Darris Nichols (West Virginia)
2006-07	Brandon Jenkins (Louisville)
2005-06	Chris Quinn (Notre Dame)
2004-05	Josh Pace (Syracuse)
2003-04	Jaron Brown (Pittsburgh)
2002-03	Kueth Duany (Syracuse)
2001-02	John Salmons (Miami)

SIXTH MAN AWARD

2019-20	Denzel Mahoney (Creighton)
2018-19	Paul Jorgensen (Butler)
2017-18	Donte DiVincenzo (Villanova)
2016-17	Andrew Rowsey (Marquette)
2015-16	J.P. Macura (Xavier)
2014-15	Josh Hart (Villanova)
2013-14	Davante Gardner (Marquette)
2012-13	Davante Gardner (Marquette)
2011-12	Dion Waiters (Syracuse)
2010-11	Justin Burrell (St. John's)
2009-10	Kris Joseph (Syracuse)
2008-09	Corey Fisher (Villanova)
2007-08	Patrick Ewing, Jr. (Georgetown)

COACH OF THE YEAR

2019-20	Greg McDermott (Creighton)
2018-19	Jay Wright (Villanova)
2017-18	Chris Mack (Xavier)
2016-17	Chris Holtmann (Butler)
2015-16	Kevin Willard (Seton Hall)
	Jay Wright (Villanova)
2014-15	Jay Wright (Villanova)
2013-14	Jay Wright (Villanova)
2012-13	John Thompson III (Georgetown)
2011-12	Stan Heath (USF)
2010-11	Mike Brey (Notre Dame)
2009-10	Jim Boeheim (Syracuse)
2008-09	Jay Wright (Villanova)
2007-08	Mike Brey (Notre Dame)
2006-07	Mike Brey (Notre Dame)
2005-06	Jay Wright (Villanova)
2004-05	Al Skinner (Boston College)
2003-04	Jamie Dixon (Pittsburgh)
2002-03	Louis Orr (Seton Hall)
2001-02	Ben Howland (Pittsburgh)
2000-01	Al Skinner (Boston College)
1999-00	Jim Boeheim (Syracuse)
1998-99	Leonard Hamilton (Miami)
1997-98	Jim Calhoun (Connecticut)
1996-97	John MacLeod (Notre Dame)
1995-96	Jim Calhoun (Connecticut)
	Jim O'Brien (Boston College)
	Leonard Hamilton (Miami)
1994-95	Jim Calhoun (Connecticut)
1993-94	Brian Mahoney (St. John's)
1992-93	John Thompson (Georgetown)
1991-92	Jim Boeheim (Syracuse)
1989-90	Jim Calhoun (Connecticut)
1988-89	P.J. Carlesimo (Seton Hall)
1987-88	P.J. Carlesimo (Seton Hall)
1986-87	John Thompson (Georgetown)
1985-86	Lou Carnesecca (St. John's)
1984-85	Lou Carnesecca (St. John's)
1983-84	Jim Boeheim (Syracuse)
1982-83	Lou Carnesecca (St. John's)
1981-82	Rollie Massimino (Villanova)
1980-81	Tom Davis (Boston College)
1979-80	John Thompson (Georgetown)

Year-by-Year Standings

2019-20

	BIG EAST	OVERALL
Creighton	13-5	24-7
Villanova	13-5	24-7
Seton Hall	13-5	21-9
Providence	12-6	19-12
Butler	10-8	22-9
Marquette	8-10	18-12
Xavier	8-10	19-13
Georgetown	5-13	15-17
St. John's	5-13	17-15
DePaul	3-15	16-16

No postseason

2018-19

	BIG EAST	OVERALL
Villanova	13-5	26-10
Marquette	12-6	24-10
Seton Hall	9-9	20-14
Xavier	9-9	19-16
Creighton	9-9	20-15
Georgetown	9-9	19-14
St. John's	8-10	21-13
Providence	7-11	18-16
Butler	7-11	16-17
DePaul	7-11	19-17

NCAA: Villanova (Round of 32), Marquette, Seton Hall, St. John's. **NIT:** Xavier, Creighton, Georgetown, Providence, Butler. **CBI:** DePaul (2nd).

2017-18

	BIG EAST	OVERALL
Xavier	15-3	29-6
Villanova	14-4	36-4
Seton Hall	10-8	22-12
Creighton	10-8	21-12
Providence	10-8	21-14
Butler	9-9	21-14
Marquette	9-9	21-14
Georgetown	5-13	15-15
St. John's	4-14	16-17
DePaul	4-14	11-20

NCAA: Xavier (Round of 32), Villanova (National Champion), Seton Hall (Round of 32), Creighton, Providence, Butler (Final 16). **NIT:** Marquette (Quarterfinals).

2016-17

	BIG EAST	OVERALL
Villanova	15-3	32-4
Butler	12-6	25-9
Providence	10-8	20-13
Marquette	10-8	19-13
Seton Hall	10-8	21-12
Creighton	10-8	25-10
Xavier	9-9	24-14
St. John's	7-11	14-19
Georgetown	5-13	14-18
DePaul	2-16	9-23

NCAA: Villanova, Butler, Providence, Marquette, Seton Hall, Creighton, Xavier (Elite 8).

2015-16

	BIG EAST	OVERALL
Villanova	16-2	35-5
Xavier	14-4	28-6
Seton Hall	12-6	25-9
Providence	10-8	24-11
Butler	10-8	22-11
Creighton	9-9	20-15
Marquette	8-10	20-13
Georgetown	7-11	15-18
DePaul	3-15	9-22
St. John's	1-17	8-24

NCAA: Villanova (National Champion), Xavier (Round of 32), Butler (Round of 32), Providence (Round of 32), Seton Hall.

NIT: Creighton (Quarterfinals).

2014-15

	BIG EAST	OVERALL
Villanova	16-2	33-3
Georgetown	12-6	22-11
Butler	12-6	23-11
Providence	11-7	22-12
St. John's	10-8	21-12
Xavier	9-9	23-14
DePaul	6-12	12-20
Seton Hall	6-12	16-15
Marquette	4-14	13-19
Creighton	4-14	14-19

NCAA: Villanova (Round of 32), Georgetown (Round of 32), Butler (Round of 32), Providence, St. John's, Xavier (Final 16).

2013-14

	BIG EAST	OVERALL
Villanova	16-2	29-5
Creighton	14-4	27-8
Xavier	10-8	21-13
Providence	18-8	23-12
St. John's	10-8	20-13
Marquette	9-9	17-15
Georgetown	8-10	18-15
Seton Hall	6-12	17-17
Butler	4-14	14-17
DePaul	3-15	12-21

NCAA: Villanova, Creighton, Xavier, Providence. **NIT:** Georgetown, St. John's.

2012-13

	BIG EAST	OVERALL
Georgetown	14-4	25-7
Louisville	14-4	35-5
Marquette	14-4	26-9
Pittsburgh	12-6	24-9
Syracuse	11-7	30-10
Notre Dame	11-7	25-10
Villanova	10-8	20-14
Connecticut	10-8	20-10
Providence	9-9	19-15
Cincinnati	9-9	22-12
St. John's	8-10	17-16
Rutgers	5-13	15-16
Seton Hall	3-15	15-18
USF	3-15	12-19
DePaul	2-16	11-21

NCAA: Louisville (National Champion), Syracuse (Final Four), Marquette (Final 8), Georgetown, Cincinnati, Notre Dame, Pittsburgh, Villanova.

NIT: Providence (Second Round), St. John's.

2011-12

	BIG EAST	OVERALL
Syracuse	17-1	34-3
Marquette	14-4	27-8
Notre Dame	13-5	22-12
Cincinnati	12-6	26-11
Georgetown	12-6	24-9
USF	12-6	22-14
Louisville	10-8	30-10
West Virginia	9-9	19-14
Connecticut	8-10	20-14
Seton Hall	8-10	21-13
Rutgers	6-12	14-18
St. John's	6-12	13-19
Pittsburgh	5-13	22-17
Villanova	5-13	13-19
Providence	4-14	15-17
DePaul	3-15	12-19

NCAA: Louisville (Final Four), Syracuse (Final 8), Cincinnati (Final 16), Marquette (Final 16), Georgetown (Round of 32), USF (Round of 32), Connecticut, Notre Dame, West Virginia. **NIT:** Seton Hall (Second Round). **CBI:** Pittsburgh (Champion).

2010-11

	BIG EAST	OVERALL
Pittsburgh	15-3	28-6
Notre Dame	14-4	27-7
Louisville	12-6	25-10
Syracuse	12-6	27-8
St. John's	12-6	21-12
West Virginia	11-7	21-12
Cincinnati	11-7	26-9
Georgetown	9-9	21-11
Connecticut	10-8	21-11
Villanova	9-9	21-12
Marquette	9-9	22-15
Seton Hall	7-11	13-18
Rutgers	5-13	15-17
Providence	4-14	15-17
USF	3-15	10-23
DePaul	1-17	7-24

NCAA: Connecticut (National Champion), Marquette (Final 16), Cincinnati (Round of 32), Notre Dame (Round of 32), Pittsburgh (Round of 32), Syracuse (Round of 32), West Virginia (Round of 32), Georgetown, Louisville, St. John's, Villanova.

2009-10

	BIG EAST	OVERALL
Syracuse	15-3	30-5
Pittsburgh	13-5	25-9
West Virginia	13-5	31-7
Villanova	13-5	25-8
Marquette	11-7	22-12
Louisville	11-7	20-13
Notre Dame	10-8	23-12
Georgetown	10-8	23-11
USF	9-9	20-13
Seton Hall	9-9	19-13
Cincinnati	7-11	19-16
Connecticut	7-11	18-16
St. John's	6-12	17-16
Rutgers	5-13	15-17
Providence	4-14	12-19
DePaul	1-17	8-23

NCAA: West Virginia (Final 4), Syracuse (Final 16), Pittsburgh (Round of 32), Villanova (Round of 32), Georgetown, Louisville, Marquette, Notre Dame. **NIT:** Connecticut (Second Round), Seton Hall, USF, Cincinnati, St. John's.

Year-by-Year Standings

2008-09

	BIG EAST	OVERALL
Louisville	16-2	31-6
Pittsburgh	15-3	31-5
Connecticut	15-3	31-5
Villanova	13-5	30-8
Marquette	12-6	25-10
Syracuse	11-7	28-10
West Virginia	10-8	23-12
Providence	10-8	19-14
Cincinnati	8-10	18-14
Notre Dame	8-10	21-15
Seton Hall	7-11	17-15
Georgetown	7-11	16-15
St. John's	6-12	16-18
USF	4-14	9-22
Rutgers	2-16	11-21
DePaul	0-18	9-24

NCAA: Connecticut (Final 4), Villanova (Final 4), Louisville (Final 8), Pittsburgh (Final 8), Syracuse (Final 16), Marquette, West Virginia.
NIT: Notre Dame (Final 4), Georgetown, Providence. **CBI:** St. John's.

2007-08

	BIG EAST	OVERALL
Georgetown	15-3	28-6
Louisville	14-4	27-9
Notre Dame	14-4	25-8
Connecticut	13-5	24-9
West Virginia	11-7	26-11
Marquette	11-7	25-10
Pittsburgh	10-8	27-10
Villanova	9-9	22-13
Syracuse	9-9	21-14
Cincinnati	8-10	13-18
Seton Hall	7-11	17-15
Providence	6-12	15-16
DePaul	6-12	11-19
St. John's	5-13	11-19
USF	3-15	12-19
Rutgers	3-15	11-20

NCAA: Louisville (Final 8), West Virginia (Final 16), Villanova (Final 16), Connecticut, Georgetown, Marquette, Notre Dame, Pittsburgh. **NIT:** Syracuse. **CBI:** Cincinnati.

2006-07

	BIG EAST	OVERALL
Georgetown	13-3	30-7
Louisville	12-4	24-10
Pittsburgh	12-4	29-8
Notre Dame	11-5	24-8
Marquette	10-6	24-10
Syracuse	10-6	24-11
West Virginia	9-7	27-9
Villanova	9-7	22-11
DePaul	9-7	20-14
Providence	8-8	18-13
St. John's	7-9	16-15
Connecticut	6-10	17-14
Seton Hall	4-12	13-16
USF	3-13	12-18
Rutgers	3-13	10-19
Cincinnati	2-14	11-19

NCAA: Georgetown (Final 4), Pittsburgh (Final 16), Louisville, Marquette, Notre Dame, Villanova. **NIT:** West Virginia (Champion), DePaul, Providence, Syracuse.

2005-06

	BIG EAST	OVERALL
Connecticut	14-2	30-4
Villanova	14-2	28-5
West Virginia	11-5	22-11
Marquette	10-6	20-11
Georgetown	10-6	23-10
Pittsburgh	10-6	25-8
Seton Hall	9-7	18-12
Cincinnati	8-8	21-13
Syracuse	7-9	23-12
Rutgers	7-9	19-14
Louisville	6-10	21-13
Notre Dame	6-10	16-14
Providence	5-11	12-15
DePaul	5-11	12-15
St. John's	5-11	12-15
USF	1-15	7-22

NCAA: Connecticut (Final 8), Georgetown (Final 16), Marquette, Pittsburgh, Seton Hall, Syracuse, Villanova (Final 8), West Virginia (Final 16).

NIT: Cincinnati (Final 8), Louisville (Final 4), Notre Dame, Rutgers.

2004-05

	BIG EAST	OVERALL
Boston College	13-3	25-5
Connecticut	13-3	23-8
Syracuse	11-5	27-7
Villanova	11-5	24-8
Pittsburgh	10-6	20-9
Notre Dame	9-7	17-12
Georgetown	8-8	19-13
West Virginia	8-8	24-11
Providence	4-12	14-17
Seton Hall	4-12	12-16
St. John's	3-13	9-18
Rutgers	2-14	10-19

NCAA: Boston College, Connecticut, Pittsburgh, Syracuse, Villanova (Final 16); West Virginia (Final 8). **NIT:** Georgetown.

2003-04

	BIG EAST	OVERALL
Pittsburgh	13-3	31-5
Connecticut	12-4	33-6
Providence	11-5	20-9
Syracuse	11-5	23-8
Boston College	10-6	24-10
Seton Hall	10-6	24-10
Notre Dame	9-7	19-13
Virginia Tech	7-9	15-14
Rutgers	7-9	20-13
West Virginia	7-9	17-14
Villanova	6-10	18-17
Georgetown	4-12	13-15
Miami	4-12	14-16
St. John's	1-15	6-21

NCAA: Connecticut (National Champion), Pittsburgh (Final 16), Syracuse (Final 16), Boston College, Providence, Seton Hall. **NIT:** Rutgers (Runner-up), Notre Dame, Villanova, West Virginia.

2002-03

EAST DIVISION	BIG EAST	OVERALL
Boston College	10-6	19-12
Connecticut	10-6	23-10
Providence	8-8	18-14
Villanova	8-8	15-16
St. John's	7-9	21-13
Miami	4-12	11-17
Virginia Tech	4-12	12-17

WEST DIVISION

Syracuse	13-3	30-5
Pittsburgh	13-3	28-5
Seton Hall	10-6	17-13
Notre Dame	10-6	24-10
Georgetown	6-10	19-15
West Virginia	5-11	14-15
Rutgers	4-12	12-16

NCAA: Syracuse (National Champion), Connecticut (Final 16), Notre Dame (Final 16), Pittsburgh (Final 16). **NIT:** St. John's (Champion), Georgetown (Runner-up), Boston College, Providence, Seton Hall, Villanova

2001-02

EAST DIVISION	BIG EAST	OVERALL
Connecticut	13-3	27-7
Miami	10-6	24-8
St. John's	9-7	20-12
Boston College	8-8	20-12
Villanova	7-9	19-13
Providence	6-10	15-16
Virginia Tech	4-12	10-18

WEST DIVISION

Pittsburgh	13-3	29-6
Notre Dame	10-6	22-11
Georgetown	9-7	19-11
Syracuse	9-7	23-13
Rutgers	8-8	18-13
Seton Hall	5-11	12-18
West Virginia	1-15	8-20

NCAA: Boston College, Connecticut (Final 8), Miami, Notre Dame, Pittsburgh (Final 16), St. John's. **NIT:** Rutgers, Syracuse (4th), Villanova.

2000-01

EAST DIVISION	BIG EAST	OVERALL
Boston College	13-3	27-5
Providence	11-5	21-10
St. John's	8-8	14-15
Miami	8-8	16-13
Villanova	8-8	18-13
Connecticut	8-8	20-12
Virginia Tech	2-14	8-19

WEST DIVISION

Notre Dame	11-5	20-10
Georgetown	10-6	25-8
Syracuse	10-6	25-9
West Virginia	8-8	17-12
Pittsburgh	7-9	19-14
Seton Hall	5-11	16-15
Rutgers	3-13	11-16

NCAA: Boston College, Georgetown (Final 16), Notre Dame, Providence, Syracuse.
NIT: Connecticut, Miami, Pittsburgh, Seton Hall, Villanova, West Virginia.

Year-by-Year Standings

1999-00

	BIG EAST	OVERALL
Syracuse	13-3	26-6
Miami	13-3	23-11
St. John's	12-4	25-8
Connecticut	10-6	25-10
Seton Hall	10-6	22-10
Villanova	8-8	20-13
Notre Dame	8-8	22-15
West Virginia	6-10	14-14
Georgetown	6-10	19-15
Rutgers	6-10	15-16
Pittsburgh	5-11	13-15
Providence	4-12	11-19
Boston College	3-13	11-19

NCAA: Miami (Final 16), Seton Hall (Final 16), Syracuse (Final 16), Connecticut, St. John's.

NIT: Notre Dame (runner-up), Georgetown, Rutgers, Villanova.

1998-99

	BIG EAST	OVERALL
Connecticut	16-2	34-2
Miami	15-3	23-7
St. John's	14-4	28-9
Villanova	10-8	21-11
Syracuse	10-8	21-12
Rutgers	9-9	19-13
Providence	9-9	16-14
Seton Hall	8-10	15-15
Notre Dame	8-10	14-16
Georgetown	6-12	15-16
Pittsburgh	5-13	14-16
West Virginia	4-14	10-19
Boston College	3-15	6-21

NCAA: Connecticut (National Champion), St. John's (Final 8), Miami, Syracuse, Villanova.

NIT: Rutgers (2nd Round), Seton Hall, Georgetown, Providence.

1997-98

	BIG EAST	OVERALL
Syracuse	12-6	26-9
Miami	11-7	18-10
Seton Hall	9-9	15-15
Providence	7-11	13-16
Georgetown	6-12	16-15
Rutgers	6-12	14-15
Pittsburgh	6-12	11-16

BE 6

Connecticut	15-3	32-5
St. John's	13-5	22-10
West Virginia	11-7	24-9
Villanova	8-10	12-17
Notre Dame	7-11	13-14
Boston College	6-12	15-16

NCAA: Connecticut (Final 8), Syracuse (Final 16), West Virginia (Final 16), Miami, St. John's.

NIT: Georgetown, Seton Hall.

1996-97

	BIG EAST	OVERALL
Georgetown	11-7	20-10
Providence	10-8	24-12
Pittsburgh	10-8	18-15
Syacuse	9-9	19-13
Miami	9-9	16-13
Rutgers	5-13	11-16
Seton Hall	5-13	10-18

BE 6

Villanova	12-6	24-10
Boston College	12-6	22-9
West Virginia	11-7	21-10
Notre Dame	8-10	16-14
St. John's	8-10	13-14
Connecticut	7-11	18-15

NCAA: Providence (Final 8), Boston College, Georgetown, Villanova. **NIT:** Connecticut (3rd), Miami, Notre Dame, Pittsburgh, Syracuse, West Virginia.

1995-96

	BIG EAST	OVERALL
Georgetown	13-5	29-8
Syracuse	12-6	29-9
Providence	9-9	18-12
Miami	8-10	15-13
Seton Hall	7-11	12-16
Rutgers	6-12	9-18
Pittsburgh	5-13	10-17

BE 6

Connecticut	17-1	32-3
Villanova	14-4	26-7
Boston College	10-8	19-11
West Virginia	7-11	12-15
St. John's	5-13	11-16
Notre Dame	4-14	9-18

NCAA: Syracuse (Final Four-2nd), Georgetown (Final 8), Connecticut (Final 16), Boston College, Villanova. **NIT:** Providence.

1994-95

	BIG EAST	OVERALL
Connecticut	16-2	28-5
Villanova	14-4	25-8
Syracuse	12-6	20-10
Georgetown	11-7	21-10
Miami	9-9	15-13
Providence	7-11	17-13
Seton Hall	7-11	16-14
St. John's	7-11	14-14
Pittsburgh	5-13	10-18
Boston College	2-16	9-19

NCAA: Connecticut (Final 8), Georgetown (Final 16), Syracuse, Villanova. **NIT:** Miami, Providence, St. John's, Seton Hall.

1993-94

	BIG EAST	OVERALL
Connecticut	16-2	29-5
Syracuse	13-5	23-7
Boston College	11-7	23-11
Providence	10-8	20-10
Villanova	10-8	20-12
Georgetown	10-8	19-12
Seton Hall	8-10	17-13
Pittsburgh	7-11	13-14
St. John's	5-13	12-17
Miami	0-18	7-20

NCAA: Boston College (Final 8), Connecticut (Final 16), Syracuse (Final 16), Georgetown, Seton Hall, Providence. **NIT:** Villanova (1st).

1992-93

	BIG EAST	OVERALL
Seton Hall	14-4	28-7
St. John's	12-6	19-11
Syracuse	10-8	20-9
Connecticut	9-9	15-13
Providence	9-9	20-13
Pittsburgh	9-9	17-11
Boston College	9-9	18-13
Georgetown	8-10	20-13
Miami	7-11	10-17
Villanova	3-15	8-19

NCAA: Seton Hall, Pittsburgh, St. John's.

NIT: Providence (4th), Boston College, Georgetown (2nd), Connecticut.

1991-92

	BIG EAST	OVERALL
Seton Hall	12-6	23-9
Georgetown	12-6	22-10
St. John's	12-6	19-11
Villanova	11-7	14-15
Syracuse	10-8	22-10
Connecticut	10-8	20-10
Pittsburgh	9-9	18-16
Boston College	7-11	17-14
Providence	6-12	14-17
Miami	1-17	8-24

NCAA: Seton Hall (Final 16), Syracuse, Connecticut St. John's, Georgetown.

NIT: Pittsburgh, Villanova, Boston College.

1990-91

	BIG EAST	OVERALL
Syracuse	12-4	26-6
St. John's	10-6	23-9
Connecticut	9-7	20-11
Seton Hall	9-7	25-9
Pittsburgh	9-7	21-12
Georgetown	8-8	19-13
Providence	7-9	19-13
Villanova	7-9	17-15
Boston College	1-15	11-19

NCAA: St. John's (Final 8), Seton Hall (Final 8), Connecticut (Final 16), Georgetown, Pittsburgh, Syracuse, Villanova. **NIT:** Providence.

1989-90

	BIG EAST	OVERALL
Connecticut	12-4	31-6
Syracuse	12-4	26-7
Georgetown	11-5	24-7
St. John's	10-6	24-10
Villanova	8-8	18-15
Providence	8-8	17-12
Seton Hall	5-11	12-16
Pittsburgh	5-11	12-17
Boston College	1-15	8-20

NCAA: Connecticut (Final 8), Georgetown, Providence, St. John's, Syracuse (Final 16), Villanova.

Year-by-Year Standings

1988-89

	BIG EAST	OVERALL
Georgetown	13-3	29-5
SetonHall	11-5	31-7
Syracuse	10-6	30-8
Pittsburgh	9-7	17-13
Villanova	7-9	18-16
Providence	7-9	18-11
St. John's	6-10	20-13
Connecticut	6-10	18-13
Boston College	3-13	12-17

NCAA: Georgetown (Final 8), Pittsburgh, Providence, Seton Hall (Final Four-2nd), Syracuse (Final 8). **NIT:** Connecticut, St John's (1st), Villanova.

1987-88

	BIG EAST	OVERALL
Pittsburgh	12-4	24-7
Syracuse	11-5	26-9
Georgetown	9-7	20-10
Villanova	9-7	24-13
St. John's	8-8	17-12
Seton Hall	8-8	22-13
Boston College	6-10	18-15
Providence	5-11	11-17
Connecticut	4-12	20-14

NCAA: Villanova (Final 8), Georgetown, Syracuse, Seton Hall, Pittsburgh, St John's. **NIT:** Connecticut (1st), Boston College (4th).

1986-87

	BIG EAST	OVERALL
Syracuse	12-4	31-7
Georgetown	12-4	29-5
Pittsburgh	12-4	25-8
Providence	10-6	25-9
St John's	10-6	21-9
Villanova	6-10	15-16
Seton Hall	4-12	15-14
Boston College	3-13	11-18
Connecticut	3-13	9-19

NCAA: Syracuse (Final Four-2nd), Providence (Final Four), Georgetown (Final 8), Pittsburgh, St John's. **NIT:** Villanova, Seton Hal.

1985-86

	BIG EAST	OVERALL
St. John's	14-2	31-5
Syracuse	14-2	26-6
Georgetown	11-5	24-8
Villanova	10-6	23-14
Providence	7-9	17-14
Pittsburgh	6-10	15-14
Boston College	4-12	13-15
Connecticut	3-13	12-16
Seton Hall	3-13	14-18

NCAA: St. John's, Syracuse, Georgetown, Villanova. **NIT:** Pittsburgh, Providence.

1984-85

	BIG EAST	OVERALL
St. John's	15-1	31-4
Georgetown	14-2	35-3
Villanova	9-7	25-10
Syracuse	9-7	22-9
Pittsburgh	8-8	17-12
Boston College	7-9	20-11
Connecticut	6-10	13-15
Providence	3-13	11-20
Seton Hall	1-15	10-18

NCAA: Villanova (National Champion), Georgetown (Final Four-2nd), St. John's (Final Four), Boston College (Final 16), Pittsburgh, Syracuse.

1983-84

	BIG EAST	OVERALL
Georgetown	14-2	34-3
Syacuse	12-4	23-9
Villanova	12-4	19-12
Boston College	8-8	18-12
St. John's	8-8	18-12
Pittsburgh	6-10	18-13
Connecticut	5-11	13-15
Providence	5-11	15-14
Seton Hall	2-14	9-19

NCAA: Georgetown (National Champion), St. John's, Syracuse, Villanova. **NIT:** Pittsburgh, Boston College.

1982-83

	BIG EAST	OVERALL
Boston College	12-4	25-7
Villanova	12-4	24-8
St. John's	12-4	28-5
Georgetown	11-5	22-10
Syracuse	9-7	21-10
Pittsburgh	6-10	13-15
Connecticut	5-11	12-16
Providence	4-12	12-19
Seton Hall	1-15	6-23

NCAA: Boston College, Georgetown, Syracuse, St. John's, Villanova (Final 8).

1981-82

	BIG EAST	OVERALL
Villanova	11-3	24-8
Georgetown	10-4	30-7
St. John's	9-5	21-9
Boston College	8-6	22-10
Syracuse	7-7	16-13
Connecticut	7-7	17-11
Seton Hall	2-12	11-16
Providence	2-12	10-17

NCAA: Georgetown (Final Four-2nd), Boston College (Final 8), St. John's, Villanova (Final 8). **NIT:** Syracuse, Connecticut.

1980-81

	BIG EAST	OVERALL
Boston College	10-4	23- 7
Georgetown	9-5	20-12
St. John's	8-6	17-11
Villanova	8-6	20-11
Connecticut	8-6	20- 9
Syracuse	6-8	22-12
Seton Hall	4-10	11-16
Providence	3-11	10-18

NCAA: Boston College (Final 16), Georgetown, Villanova. **NIT:** Syracuse (2nd), St John's, Connecticut.

1979-80

	BIG EAST	OVERALL
Syracuse	5-1	26- 4
Georgetown	5-1	26- 6
St. John's	5-1	24- 5
Connecticut	3-3	20- 9
Boston College	2-4	19-10
Seton Hall	1-5	14-13
Providence	0-6	11-16

NCAA: Georgetown (Final 8), St John's, Syracuse. **NIT:** Boston College, Connecticut.



Georgetown, 1980 BIG EAST Tournament Champions

Postseason History



Kelan Martin, Butler

BUTLER

NCAA 62, 97, 98, 00, 01, 03, 07, 08, 09, 10 (FF-2nd), 11 (FF-2nd), 13, 15, 16, 17, 18

NCAA Summary: 16 appearances, 25 wins, 15 losses

NIT 58, 59, 85, 91, 92, 99, 02, 06, 19

NIT Summary: 9 appearances, 5 wins, 9 losses

CBI 12

CBI Summary: 1 appearance, 2 wins 1 loss

CREIGHTON

NCAA 41, 62, 64, 74, 75, 78, 81, 89, 91, 99, 00, 01, 02, 03, 05, 07, 12, 13, 14, 17, 18

NCAA Summary: 22 appearances, 14 wins, 23 losses

NIT 42, 43, 77, 84, 90, 98, 04, 06, 08, 09, 16, 19

NIT Summary: 12 appearances, 9 wins, 12 losses

CBI 11

CBI Summary: 1 appearance, 2 wins 1 loss

DEPAUL

NCAA 43 (FF), 53, 56, 59, 60, 65, 76, 78, 79 (FF), 80, 81, 82, 84, 85, 86, 87, 88, 89, 91, 92, 00, 04

NCAA Summary: 22 appearances, 21 wins, 25 losses

NIT 40 (FF), 44 (FF-2nd), 45 (CH), 48, 61, 63, 64, 66, 83 (FF-2nd), 90, 94, 95, 99, 03, 05, 07

NIT Summary: 16 appearances, 17 wins, 17 losses

CBI 19

CBI Summary: 1 appearance, 4 wins, 2 losses

GEORGETOWN

NCAA 43 (2nd), 75, 76, 79, 80 (RR), 81, 82 (FF-2nd), 83, 84 (CH), 85 (FF-2nd), 86, 87 (RR), 88, 89 (RR), 90, 91, 92, 94, 95, 96 (RR), 97, 01, 06, 07 (FF), 08, 10, 11, 12, 13, 15

NCAA Summary: 29 appearances, 47 wins, 29 losses

NIT 53, 70, 77, 78 (FF), 93 (2nd), 98, 99, 00, 03 (FF-2nd), 05, 09, 14, 19

NIT Summary: 13 appearances, 15 wins, 14 losses

MARQUETTE

NCAA 55 (RR), 59, 61, 68, 69 (RR), 71, 72, 73, 74 (FF-2nd), 75, 76 (RR), 77 (CH), 78, 79, 80, 82, 83, 93, 94, 96, 97, 02, 03 (FF), 06, 07, 08, 09, 10, 11, 12, 13, 17, 19

NCAA Summary: 33 appearances, 41 wins, 34 losses

NIT 56, 63, 67 (FF-2nd), 70 (CH), 81, 84, 85, 86, 87, 90, 95 (FF-2nd), 98, 00, 04, 05, 18

NIT Summary: 16 appearances, 23 wins, 15 losses

PROVIDENCE

NCAA 64, 65 (RR), 66, 72, 73 (FF-4th), 74, 77, 78, 87 (FF), 89, 90, 94, 97 (RR), 01, 04, 14, 15, 16, 17, 18

NCAA Summary: 20 appearances, 15 wins, 21 losses

NIT 59 (FF), 60 (FF-2nd), 61 (CH), 62, 63 (CH), 64, 67, 71(FF-2nd), 75, 76, 86, 91, 93 (FF), 95, 96, 99, 03, 07, 09, 13, 19

NIT Summary: 20 appearances, 32 wins, 21 losses

ST JOHN'S

NCAA 51 (RR), 52 (FF-2nd), 61, 67, 68, 69, 73, 76, 77, 78, 79 (RR), 80, 82, 83, 84, 85 (FF), 86, 87, 88, 90, 91 (RR), 92, 93, 98, 99 (RR), 00, 02, 11, 15, 19

NCAA Summary: 30 appearances, 27 wins, 32 losses

NIT 39 (FF), 40, 43 (CH), 44 (CH), 45 (FF), 46, 47, 49, 50 (FF), 51 (FF), 52, 53 (FF-2nd), 58 (FF), 59 (CH), 60, 62 (FF-2nd), 65 (CH), 66, 70 (FF-2nd), 71, 72 (FF), 74, 75 (FF), 81, 89 (CH), 95, 03 (CH), 10, 13, 14

NIT Summary: 30 appearances, 47 wins, 32 losses

CBI 09

CBI Summary: 1 appearance, 0 wins, 1 loss

SETON HALL

NCAA 88, 89 (FF-2nd), 91 (RR), 92, 93, 94, 00, 04, 06, 16, 17, 18, 19

NCAA Summary: 13 appearances, 16 wins, 13 losses

NIT 41(FF), 51(4th), 52, 53 (CH), 55, 56, 57, 74, 77, 87, 95, 98, 99, 01, 03, 10, 12

NIT Summary: 17 appearances, 7 wins, 19 losses

VILLANOVA

NCAA 39 (FF), 49, 51, 55, 62 (RR), 64, 69, 70 (RR), 71(FF-2nd), 72, 78 (RR), 80, 81, 82 (RR), 83 (RR), 84, 85 (CH), 86, 88, 90, 91, 95, 96, 97, 99, 05, 06 (RR), 07, 08, 09 (FF), 10, 11, 13, 14, 15, 16 (CH), 17, 18, 19

NCAA Summary: 39 appearances, 65 wins, 36 losses (1971 record voided)

NIT 59, 60, 63 (FF), 65 (FF-2nd), 66 (FF), 67, 68, 77 (FF), 87, 89, 92, 94 (CH), 00, 01, 02, 03, 04 (CH)

NIT Summary: 17 appearances, 24 wins, 17 losses

XAVIER

NCAA 61,83, 86, 87, 88, 89, 90, 91, 93, 95, 97, 98, 01, 02, 03, 04, 06, 07, 08, 09, 10, 11, 12, 14, 15, 16, 17, 18

NCAA Summary: 28 appearances, 28 wins, 28 losses

NIT 56, 57, 58 (CH), 84, 94, 99, 00, 19

NIT Summary: 8 appearances, 16 wins, 7 losses



Reggie Williams, Georgetown



Walter Berry, St. John's

Postseason History



2019-20

NCAA Tournament canceled.

2018-19

NCAA Record: 1-4; NIT Record: 3-5; CBI: 4-2

NIT	Butler	Nebraska (First Round, Lincoln, Neb.)	L	80-76
NIT	Creighton	Loyola-Chicago (First Round, Omaha, Neb.)	W	70-61
		Memphis (Second Round, Omaha, Neb.)	W	79-67
		TCU (Third Round, Fort Worth, Texas)	L	71-58
CBI	DePaul	Central Michigan (First Round, Chicago, Ill.)	W	100-86
		Longwood (Second Round, Chicago, Ill.)	W	97-89
		Coastal Carolina (Semifinals, Chicago, Ill.)	W	92-87
		South Florida (Final, Tampa, Fla.)	L	63-61
		South Florida (Final, Chicago, Ill.)	W	100-96
		South Florida (Final, Chicago, Ill.)	L	77-65
NIT	Georgetown	Harvard (First Round, Washington, D.C.)	L	71-68
NCAA	Marquette	Murray State (First Round, Hartford, Ct.)	L	83-64
NIT	Providence	Arkansas (First Round, Providence, R.I.)	L	84-72
NCAA	St. John's	Arizona State (First Four, Dayton, Ohio)	L	74-65
NCAA	Seton Hall	Wofford (Midwest Region, First Round, Jacksonville, Fla.)	L	84-68
NCAA	Villanova	Saint Mary's (South Region, First Round, Hartford, Ct.)	W	61-57
		Purdue (South Region, Second Round, Hartford, Ct.)	L	87-61
NIT	Xavier	Toledo (First Round, Cincinnati, Ohio)	W	78-64
		Texas (Second Round, Austin, Texas)	L	78-76 OT



*Donte DiVincenzo,
Villanova*

2017-18

NCAA Record: 9-5; NIT Record: 2-1

NCAA	Butler	Arkansas (East Region, First Round, Detroit, Mich.)	W	79-62
		Purdue (East Region, Second Round, Detroit, Mich.)	L	73-76
NCAA	Creighton	Kansas State (South Region, First Round, Charlotte, N.C.)	L	59-69
NIT	Marquette	Harvard (First Round, Milwaukee, Wis.)	W	67-60
		Oregon (Second Round, Milwaukee, Wis.)	W	101-92
		Penn State (Quarterfinal Round, Milwaukee, Wis.)	L	80-85
NCAA	Providence	Texas A&M (West Region, First Round, Charlotte, N.C.)	L	69-73
NCAA	Seton Hall	N.C. State (Midwest Region, First Round, Wichita, Kan.)	W	94-83
		Kansas (Midwest Region, Second Round, Wichita, Kan.)	L	79-83
NCAA	Villanova	Radford (East Region, First Round, Pittsburgh, Pa.)	W	87-61
		Alabama (East Region, Second Round, Pittsburgh, Pa.)	W	81-58
		West Virginia (East Region, Regional Semifinals, Boston, Mass.)	W	90-78
		Texas Tech (East Region, Regional Final, Boston, Mass.)	W	71-59
		Kansas (Final Four, National Semifinal, San Antonio, Tex.)	W	95-79
		Michigan (Final Four, National Final, San Antonio, Tex.)	W	79-62 1st
NCAA	Xavier	Texas Southern (West Region, First Round, Nashville, Tenn.)	W	102-83
		Florida State (West Region, Second Round, Nashville, Tenn.)	L	70-75

Final 16: Butler; **Champion:** Villanova

2016-17

NCAA Record: 6-7; NIT Record: 0-0

NCAA	Butler	Winthrop (South Region, First Round, Milwaukee, Wis.)	W	76-64
		Middle Tennessee State (South Region, Second Rd., Milwaukee, Wis.)	W	74-65
		North Carolina (South Region, Memphis, Tenn.)	L	80-92
NCAA	Creighton	Rhode Island (Midwest Region, First Round, Sacramento, Calif.)	L	72-84
NCAA	Marquette	South Carolina (East Region, First Round, Greenville, S.C.)	L	73-93
NCAA	Providence	USC (First Four, Dayton, Ohio)	L	71-75
NCAA	Seton Hall	Arkansas (South Region, First Round, Greenville, S.C.)	L	71-77
NCAA	Villanova	Mount St. Mary's (East Region, First Round, Buffalo, N.Y.)	W	76-56
		Wisconsin (East Region, Second Round, Buffalo, N.Y.)	L	62-65
NCAA	Xavier	Maryland (West Region, First Round, Orlando, Fla.)	W	76-65
		Florida State (West Region, Second Round, Orlando, Fla.)	W	91-66
		Arizona (West Region, Regional Semifinals, San Jose, Calif.)	W	73-71
		Gonzaga (West Region, Regional Final, San Jose, Calif.)	L	59-83

Final 8: Xavier



*J.P. Macura & Trevon Bluiett,
Xavier*

Postseason History



Daniel Ochefu, Villanova

2015-16

NCAA Record: 9-4; **NIT Record:** 2-1

NCAA	Butler	Texas Tech (Midwest Region, First Round, Raleigh, N.C.)	W	71-61
		Virginia (Midwest Region, Second Round, Raleigh, N.C.)	L	69-77
NIT	Creighton	Alabama (First Round, Omaha, Neb.)	W	72-54
		Wagner (Second Round, Omaha, Neb.)	W	87-54
		BYU (Third Round, Provo, Utah)	L	88-82
NCAA	Providence	USC (East Region, First Round, Raleigh, N.C.)	W	70-69
		North Carolina (East Region, Second Round, Raleigh, N.C.)	L	66-85
NCAA	Seton Hall	Gonzaga (West Region, First Round, Denver, Colo.)	L	52-68
NCAA	Villanova	UNC-Asheville (South Region, First Round, Brooklyn, N.Y.)	W	86-56
		Iowa (South Region, Second Round, Brooklyn, N.Y.)	W	87-68
		Miami, Fla. (South Region, Regional Semifinals, Louisville, Ky.)	W	92-69
		Kansas (South Region, Regional Final, Louisville, Ky.)	W	64-59
		Oklahoma (Final Four, National Semifinal, Houston, Texas)	W	95-51
		North Carolina (Final Four, National Final, Houston, Texas)	W	77-74 1st
NCAA	Xavier	Weber State (East Region, First Round, St. Louis, Mo.)	W	71-53
		Wisconsin (East Region, Second Round, St. Louis, Mo.)	L	63-66

Champion: Villanova

2014-15

NCAA Record: 5-6; **NIT Record:** 0-0

NCAA	Butler	Texas (Midwest Region, Second Round, Pittsburgh, Pa.)	W	56-48
		Notre Dame (Midwest Region, Third Round, Pittsburgh, Pa.)	L	64-67 OT
NCAA	Georgetown	Eastern Washington (South Region, Second Round, Portland, Ore.)	W	74-64
		Utah (South Region, Third Round, Portland, Ore.)	L	64-75
NCAA	Providence	Dayton (East Region, Second Round, Columbus, Ohio)	L	53-66
NCAA	St. John's	San Diego State (South Region, Second Round, Charlotte, N.C.)	L	64-76
NCAA	Villanova	Lafayette (East Region, Second Round, Pittsburgh, Pa.)	W	93-52
		North Carolina State (East Region, Third Round, Pittsburgh, Pa.)	L	68-71
NCAA	Xavier	Mississippi (West Region, Second Round, Jacksonville, Fla.)	W	76-57
		Georgia State (West Region, Third Round, Jacksonville, Fla.)	W	75-67
		Arizona (West Region, Regional Semifinals, Los Angeles, Ca.)	L	60-68

Final 16: Xavier

2013-14

NCAA Record: 2-4; **NIT Record:** 1-2

NCAA	Creighton	Louisiana-Lafayette (West Region Second Round, San Antonio, Texas)	W	76-66
		Baylor (West Region, Third Round, San Antonio, Texas)	L	55-85
NIT	Georgetown	West Virginia (First Round, Washington, D.C.)	W	77-65
		Florida State (Second Round, Tallahassee, Fla.)	L	90-101
NCAA	Providence	North Carolina (East Region First Round, San Antonio, Texas)	L	77-79
NIT	St. John's	Robert Morris (First Round, Queens, N.Y.)	L	78-89
NCAA	Villanova	Milwaukee (East Region Second Round, Buffalo, N.Y.)	W	73-53
		Connecticut (East Region Third Round, Buffalo, N.Y.)	L	60-66
NCAA	Xavier	North Carolina State (First Four, Dayton, Ohio)	L	63-68

2012-13

NCAA Record: 13-7; **NIT Record:** 3-2

NCAA	Cincinnati	Creighton (Midwest Region Second Round, Philadelphia, Pa.)	L	63-67
NCAA	Georgetown	Florida Gulf Coast (South Region Second Round, Philadelphia, Pa.)	L	68-78
NCAA	Louisville	No. Carolina A&T (Midwest Region Second Round, Lexington, Ky.)	W	79-48
		Colorado State (Midwest Region Third Round, Lexington, Ky.)	W	82-56
		Oregon (Midwest Region Regional Semifinals, Indianapolis, Ind.)	W	77-69
		Duke (Midwest Region Final, Indianapolis, Ind.)	W	85-63
		Wichita State (Final Four, National Semifinal, Atlanta, Ga.)	W	72-68
		Michigan (Final Four, National Final, Atlanta, Ga.)	W	82-76
NCAA	Marquette	Davidson (East Region Second Round, Lexington, Ky.)	W	59-58
		Butler (East Region Third Round, Lexington, Ky.)	W	74-72
		Miami, Fla. (East Region Regional Semifinals, Washington, D.C.)	W	71-61
		Syracuse (East Region Regional Final, Washington, D.C.)	L	39-55
NCAA	Notre Dame	Iowa State (West Region Second Round, Dayton, Ohio)	L	58-76
NCAA	Pittsburgh	Wichita State (East Region Second Round, Salt Lake City, Utah)	L	55-73
NIT	Providence	Charlotte (First Round, Providence, R.I.)	W	75-66
		Robert Morris (Second Round, Providence, R.I.)	W	77-68
		Baylor (Quarterfinals, Waco, Texas)	L	68-79
NIT	St. John's	Saint Joseph's (First Round, Philadelphia, Pa.)	W	63-61
		Virginia (Second Round, Charlottesville, Va.)	L	68-50



Trevon Bluiett, Xavier

Postseason History

NCAA	Syracuse	Montana (East Region Second Round, San Jose, Calif.)	W	81-34
		California (East Region Third Round, San Jose, Calif.)	W	66-60
		Indiana (East Region Regional Semifinals, Washington, D.C.)	W	61-50
		Marquette (East Region Regional Finals, Washington, D.C.)	W	55-39
		Michigan (Final Four, National Semifinal, Atlanta, Ga.)	L	56-61
NCAA	Villanova	North Carolina (South Region Second Round, Kansas City, Mo.)	L	71-78

Final 8: Marquette; **Final 4:** Syracuse; **Champion:** Louisville

2011-12

NCAA Record: 13-9; **NIT Record:** 1-1; **CBI Record:** 6-0

NCAA	Cincinnati	Texas (East Region Second Round, Nashville, Tenn.)	W	65-59
		Florida State (East Region Third Round, Nashville, Tenn.)	W	62-56
		Ohio State (East Region Regional Semifinals, Boston, Mass.)	L	66-81
NCAA	Connecticut	Iowa State (South Region Second Round, Louisville, Ky.)	L	64-77
NCAA	Georgetown	Belmont (Midwest Region Second Round, Columbus, Ohio)	W	74-59
		N.C. State (Midwest Region Third Round, Columbus, Ohio)	L	63-66
NCAA	Louisville	Davidson (West Region Second Round, Portland, Ore.)	W	69-62
		New Mexico (West Region Third Round, Portland, Ore.)	W	59-56
		Michigan State (West Region Regional Semifinals, Phoenix, Ariz.)	W	57-44
		Florida (West Region Final, Phoenix, Ariz.)	W	72-68
		Kentucky (Final Four, National Semifinal, New Orleans, La.)	L	61-69
NCAA	Marquette	BYU (West Region Second Round, Louisville, Ky.)	W	88-68
		Murray State (West Region Third Round, Louisville, Ky.)	W	62-53
		Florida (West Region Regional Semifinals, Phoenix, Ariz.)	L	58-68
NCAA	Notre Dame	Xavier (South Region Second Round, Greensboro, N.C.)	L	63-67
CBI	Pittsburgh	Wofford (First Round, Pittsburgh, Pa.)	W	81-63
		Princeton (Second Round, Pittsburgh, Pa.)	W	82-61
		Butler (Semifinals, Indianapolis, Ind.)	W	68-62 OT
		Washington State (Championship Series, Pullman, Wash.)	L	66-67
		Washington State (Championship Series, Pittsburgh, Pa.)	W	57-53
		Washington State (Championship Series, Pittsburgh, Pa.)	W	71-65
NIT	Seton Hall	Stony Brook (First Round, South Orange, N.J.)	W	63-61
		Massachusetts (Second Round, South Orange, N.J.)	L	67-77
NCAA	Syracuse	UNC Asheville (East Region Second Round, Pittsburgh, Pa.)	W	72-65
		Kansas State (East Region Third Round, Pittsburgh, Pa.)	W	75-59
		Wisconsin (East Region Regional Semifinals, Boston, Mass.)	W	64-63
		Ohio State (East Region Regional Finals, Boston, Mass.)	L	70-77
NCAA	South Florida	California (First Round, Dayton, Ohio)	W	65-54
		Temple (Midwest Region Second Round, Nashville, Tenn.)	W	58-44
		Ohio (Midwest Region Third Round, Nashville, Tenn.)	L	56-62
NCAA	West Virginia	Gonzaga (East Region Second Round, Pittsburgh, Pa.)	L	54-77

Final 16: Cincinnati, Marquette; **Final 8:** Syracuse; **Final 4:** Louisville

2010-11


NCAA Record: 13-10

NCAA	Cincinnati	Missouri (West Region Second Round, Washington, D.C.)	W	76-63
		Connecticut (West Region Third Round, Washington, D.C.)	L	58-69
NCAA	Connecticut	Bucknell (West Region Second Round, Washington, D.C.)	W	81-52
		Cincinnati (West Region Third Round, Washington, D.C.)	W	69-58
		San Diego State (West Region Semifinal, Anaheim, Calif.)	W	74-67
		Arizona (West Region Final, Anaheim, Calif.)	W	65-63
		Kentucky (Final Four, National Semifinal, Houston, Texas)	W	56-55
		Butler (Final Four, National Final, Houston, Texas)	W	53-41
NCAA	Georgetown	VCU (Southwest Region Second Round, Chicago, Ill.)	L	56-74
NCAA	Louisville	Morehead State (Southwest Region Second Round, Denver, Colo.)	L	61-62
NCAA	Marquette	Xavier (East Region Second Round, Cleveland, Ohio)	W	66-55
		Syracuse (East Region Third Round, Cleveland, Ohio)	W	66-62
		North Carolina (East Region Semifinal, Newark, N.J.)	L	63-81
NCAA	Notre Dame	Akron (Southwest Region Second Round, Chicago, Ill.)	W	69-56
		Florida State (Southwest Region Third Round, Chicago, Ill.)	L	57-71
NCAA	Pittsburgh	UNC Asheville (Southeast Region Second Round, Washington, D.C.)	W	74-51
		Butler (Southeast Region Third Round, Washington, D.C.)	L	70-71
NCAA	St. John's	Gonzaga (Southeast Region Second Round, Denver, Colo.)	L	71-86
NCAA	Syracuse	Indiana State (East Region Second Round, Cleveland, Ohio)	W	77-60
		Marquette (East Region Third Round, Cleveland, Ohio)	L	62-66
NCAA	Villanova	George Mason (East Region Second Round, Cleveland, Ohio)	L	57-61
NCAA	West Virginia	Clemson (East Region Second Round, Tampa, Fla.)	W	84-76
		Kentucky (East Region Third Round, Tampa, Fla.)	L	63-71

Final 16: Marquette; **Champion:** Connecticut



Peyton Siva, Louisville



Kemba Walker, Connecticut

Postseason History




Roy Hibbert, Georgetown

2009-10

NCAA Record: 8-8; **NIT Record:** 1-5

NIT	Connecticut	Northeastern (First Round, Storrs, Conn.)	W	59-57
		Virginia Tech (Second Round, Blacksburg, Va.)	L	63-65
	Cincinnati	Dayton (First Round, Cincinnati, Ohio)	L	66-81
NCAA	Georgetown	Ohio (Midwest Region First Round, Providence, R.I.)	L	83-97
NCAA	Louisville	California (South Region First Round, Jacksonville, Fla.)	L	62-77
NCAA	Marquette	Washington (East Region, San Jose, Calif.)	L	78-80
NCAA	Notre Dame	Old Dominion (South Region First Round, New Orleans, La.)	L	50-51
NCAA	Pittsburgh	Oakland (West Region First Round, Milwaukee, Wis.)	W	89-66
		Xavier (West Region Second Round, Milwaukee, Wis.)	L	68-71
NIT	St. John's	Memphis (First Round, Memphis, Tenn.)	L	71-73
NIT	Seton Hall	Texas Tech (First Round, Newark, N.J.)	L	69-87
NIT	USF	North Carolina State (First Round, Tampa, Fla.)	L	57-58
NCAA	Syracuse	Vermont (West Region First Round, Buffalo, N.Y.)	W	79-56
		Gonzaga (West Region Second Round, Buffalo, N.Y.)	W	87-65
		Butler (West Region Semifinal, Salt Lake City, Utah)	L	59-63
NCAA	Villanova	Robert Morris (South Region First Round, Providence, R.I.)	W	73-70 OT
		Saint Mary's (South Region Second Round, Providence, R.I.)	L	68-75
NCAA	West Virginia	Morgan State (East Region First Round, Buffalo, N.Y.)	W	77-50
		Missouri (East Region Second Round, Buffalo, N.Y.)	W	68-59
		Washington (East Region Semifinal, Syracuse, N.Y.)	W	69-56
		Kentucky (East Region Final, Syracuse, N.Y.)	W	73-66
		Duke (Final Four, National Semifinal, Indianapolis, Ind.)	L	57-78

Final 16: Syracuse; **Final 4:** West Virginia



Scottie Reynolds, Villanova

2008-09

NCAA Record: 17-7; **NIT Record:** 3-3; **CBI Record:** 0-1

NCAA	Connecticut	Chattanooga (West Region First Round, Philadelphia, Pa.)	W	103-47
		Texas A&M (West Region Second Round, Philadelphia, Pa.)	W	92-66
		Purdue (West Region Semifinal, Glendale, Ariz.)	W	72-60
		Missouri (West Region Final, Glendale, Ariz.)	W	82-75
		Michigan State (Final Four, National Semifinal, Detroit, Mich.)	L	73-82
NIT	Georgetown	Baylor (First Round, Waco, Texas)	L	72-74
NCAA	Louisville	Morehead State (Midwest Region First Round, Dayton, Ohio)	W	74-54
		Siena (Midwest Region Second Round, Dayton, Ohio)	W	79-72
		Arizona (Midwest Region Semifinal, Indianapolis, Ind.)	W	103-64
		Michigan State (Midwest Region Final, Indianapolis, Ind.)	L	52-64
NCAA	Marquette	Utah State (West Region First Round, Boise, Idaho)	W	58-57
		Missouri (West Region Second Round, Boise Idaho)	L	79-83
NIT	Notre Dame	UAB (First Round, Notre Dame, Ind.)	W	70-64
		New Mexico (Second Round, Notre Dame, Ind.)	W	70-68
		Kentucky (Third Round, Notre Dame, Ind.)	W	77-67
		Penn State (Semifinal, New York, N.Y.)	L	59-67
NCAA	Pittsburgh	East Tennessee State (East Region First Round, Dayton, Ohio)	W	71-62
		Oklahoma State (East Region Second Round, Dayton, Ohio)	W	84-76
		Xavier (East Region Semifinal, Boston, Mass.)	W	60-55
		Villanova (East Region Final, Boston, Mass.)	L	76-78
NIT	Providence	Miami (Fla.) (First Round, Providence, R.I.)	L	66-78
CBI	St. John's	Richmond (First Round, Richmond, Va.)	L	65-79
NCAA	Syracuse	Stephen F. Austin (South Region First Round, Miami, Fla.)	W	59-44
		Arizona State (South Region Second Round, Miami, Fla.)	W	78-67
		Oklahoma (South Region Semifinal, Memphis, Tenn.)	L	71-84
NCAA	Villanova	American (East Region First Round, Philadelphia, Pa.)	W	80-67
		UCLA (East Region Second Round, Philadelphia, Pa.)	W	88-69
		Duke (East Region Semifinal, Boston, Mass.)	W	77-54
		Pittsburgh (East Region Final, Boston, Mass.)	W	78-76
		North Carolina (Final Four, National Semifinal, Detroit, Mich.)	L	69-83
NCAA	West Virginia	Dayton (Midwest Region First Round, Minneapolis, Minn.)	L	60-68

Final 16: Syracuse; **Final 8:** Louisville, Pittsburgh; **Final 4:** Connecticut, Villanova


Postseason History

2007-08

NCAA Record: 11-8; **NIT Record:** 2-1; **CBI Record:** 0-1

CBI	Cincinnati	Bradley (First Round, Peoria, Ill.)	L	67-70
NCAA	Connecticut	San Diego (West Region First Round, Tampa, Fla.)	L	69-70 OT
NCAA	Georgetown	UMBC (Midwest Region First Round, Raleigh, N.C.)	W	66-47
		Davidson (Midwest Region Second Round, Raleigh, N.C.)	L	70-74
NCAA	Louisville	Boise State (East Region First Round, Birmingham, Ala.)	W	79-69
		Oklahoma (East Region Second Round, Birmingham, Ala.)	W	78-48
		Tennessee (East Region Semifinal, Charlotte, N.C.)	W	79-60
		North Carolina (East Region Final, Charlotte, N.C.)	L	73-83
NCAA	Marquette	Kentucky (South Region First Round, Anaheim, Calif.)	W	74-66
		Stanford (South Region Second Round, Anaheim, Calif.)	L	81-82 OT
NCAA	Notre Dame	George Mason (East Region First Round, Denver, Colo.)	W	68-50
		Washington State (East Region Second Round, Denver, Colo.)	L	41-61
NCAA	Pittsburgh	Oral Roberts (South Region First Round, Denver, Colo.)	W	82-63
		Michigan State (South Region Second Round, Denver, Colo.)	L	54-65
NIT	Syracuse	Robert Morris (First Round, Syracuse, N.Y.)	W	87-81
		Maryland (Second Round, Syracuse, N.Y.)	W	88-72
		Massachusetts (Quarterfinal, Syracuse, N.Y.)	L	77-81
NCAA	Villanova	Clemson (Midwest Region First Round, Tampa, Fla.)	W	75-69
		Siena (Midwest Region Second Round, Tampa, Fla.)	W	84-72
		Kansas (Midwest Region Semifinal, Detroit, Mich.)	L	57-72
NCAA	West Virginia	Arizona (West Region First Round, Washington, D.C.)	W	75-65
		Duke (West Region Second Round, Washington, D.C.)	W	73-67
		Xavier (West Region Semifinal, Phoenix, Ariz.)	L	75-79 OT

Final 16: Villanova, West Virginia; **Final 8:** Louisville




David Padgett, Louisville

2006-07

NCAA Record: 7-6; **NIT Record:** 9-3


NIT	DePaul	Hofstra (West Region, First Round, Chicago, Ill.)	W	83-71
		Kansas State (West Region, Second Round, Manhattan, Kan.)	W	70-65
		Air Force (Quarterfinal Round, USAFA, Colo.)	L	51-52
NCAA	Georgetown	Belmont (East Region First Round, Winston-Salem, N.C.)	W	80-55
		Boston College (East Region Second Round, Winston-Salem, N.C.)	W	62-55
		Vanderbilt (East Region Semifinal, East Rutherford, N.J.)	W	66-65
		North Carolina (East Regional, Regional Final, East Rutherford, N.J.)	W	96-84 OT
		Ohio State (Final Four, National Semifinal, Atlanta, Ga.)	L	60-67
NCAA	Louisville	Stanford (South Region First Round, Lexington, Ky.)	W	78-58
		Texas A&M (South Region Second Round, Lexington, Ky.)	L	69-72
NCAA	Marquette	Michigan State (East Region First Round, Winston-Salem, N.C.)	L	49-61
NCAA	Notre Dame	Winthrop (Midwest Region First Round, Spokane, Wash.)	L	64-74
NCAA	Pittsburgh	Wright State (West Region First Round, Buffalo, N.Y.)	W	79-58
		Virginia Commonwealth (West Region Second Round, Buffalo, N.Y.)	W	84-79 OT
		UCLA (West Region Semifinal, San Jose, Calif.)	L	55-64
NIT	Providence	Bradley (North Region, First Round, Peoria, Ill.)	L	78-90 OT
NIT	Syracuse	South Alabama (South Region, First Round, Syracuse, N.Y.)	W	79-73
		San Diego State (South Region, Second Round, Syracuse, N.Y.)	W	80-64
		Clemson (Quarterfinal Round, Clemson, S.C.)	L	70-74
NCAA	Villanova	Kentucky (West Region First Round, Chicago, Ill.)	L	58-67
NIT	West Virginia	Delaware State (East Region, First Round, Morgantown, W.Va.)	W	74-50
		Massachusetts (East Region, Second Round, Morgantown, W.Va.)	W	90-77
		North Carolina State (Quarterfinal, Morgantown, W.Va.)	W	71-66
		Mississippi State (Semifinal, New York, N.Y.)	W	63-62
		Clemson (Final, New York, N.Y.)	W	78-73

Final 16: Pittsburgh; **Final 4:** Georgetown



Jeff Green, Georgetown

Postseason History



Randy Foye, Villanova

2005-06

NCAA Record: 11-8; **NIT Record:** 7-4

NIT	Cincinnati	Charlotte (First Round, Cincinnati, Ohio)	W	86-80
		Minnesota (Second Round, Cincinnati, Ohio)	W	76-62
		South Carolina (Quarterfinal, Cincinnati, Ohio)	L	62-65
NCAA	Connecticut	Albany (Washington D.C. Region First Round, Philadelphia, Pa.)	W	72-59
		Kentucky (Washington D.C. Region Second Round, Philadelphia, Pa.)	W	87-83
		Washington (Washington D.C. Region Semifinal, Washington D.C.)	W	98-92 OT
		George Mason (Washington D.C. Region Final, Washington D.C.)	L	84-86 OT
NCAA	Georgetown	Northern Iowa (Minneapolis Region First Round, Philadelphia, Pa.)	W	54-49
		Ohio State (Minneapolis Region Second Round, Philadelphia, Pa.)	W	70-52
		Florida (Minneapolis Region Semifinal, Minneapolis, Minn.)	L	53-57
NIT	Louisville	Delaware State (First Round, Louisville, Ky.)	W	71-54
		Clemson (Second Round, Louisville, Ky.)	W	74-68
		Missouri State (Quarterfinal, Louisville, Ky.)	W	74-56
		South Carolina (Semifinal, New York, N.Y.)	L	63-78
NCAA	Marquette	Alabama (Oakland Region First Round, San Diego, Calif.)	L	85-90
NIT	Notre Dame	Vanderbilt (First Round, Notre Dame, Ind.)	W	79-69
		Michigan (Second Round, Ann Arbor, Mich.)	L	84-87 OT
NCAA	Pittsburgh	Kent State (Oakland Region First Round, Auburn Hills, Mich.)	W	79-64
		Bradley (Oakland Region Second Round, Auburn Hills, Mich.)	L	66-72
NIT	Rutgers	Penn State (Opening Round, University Park, Pa.)	W	76-71
		St. Joseph's (First Round, Philadelphia, Pa.)	L	62-71
NCAA	Seton Hall	Wichita State (Washington D.C. Region First Round, Greensboro, N.C.)	L	66-86
NCAA	Syracuse	Texas A&M (Atlanta Region First Round, Jacksonville, Fla.)	L	58-66
NCAA	Villanova	Monmouth (Minneapolis Region First Round, Philadelphia, Pa.)	W	58-45
		Arizona (Minneapolis Region Second Round, Philadelphia, Pa.)	W	82-78
		Boston College (Minneapolis Region Semifinal, Minneapolis, Minn.)	W	60-59 OT
		Florida (Minneapolis Region Final, Minneapolis, Minn.)	L	62-75
NCAA	West Virginia	Southern Illinois (Atlanta Region First Round, Auburn Hills, Mich.)	W	64-46
		NW State (Atlanta Region Second Round, Auburn Hills, Mich.)	W	67-54
		Texas (Atlanta Region Semifinal, Atlanta, Ga.)	L	71-74

Final 16: Georgetown, West Virginia; **Final 8:** Connecticut, Villanova



Austin Croshere, Providence

2004-05

NCAA Record: 7-6; **NIT Record:** 2-2

NCAA	Boston College	Pennsylvania (Chicago Region, First Round, Cleveland, Ohio)	W	85-65
		Wisconsin-Milw. (Chicago Region, Second Round, Cleveland, Ohio)	L	75-83
NCAA	Connecticut	Central Florida (Syracuse Region, First Round, Worcester, Mass.)	W	77-71
		NC State (Syracuse Region, First Round, Worcester, Mass.)	L	62-65
NIT	Georgetown	Boston University (First Round, Washington, D.C.)	W	64-34
		Cal-State Fullerton (Second Round, Washington, D.C.)	W	74-57
		South Carolina (Quarterfinal, Columbia, S.C.)	L	66-69
NIT	Notre Dame	Holy Cross (First Round, Notre Dame, Ind.)	L	73-78
NCAA	Pittsburgh	Pacific (Albuquerque Region First Round, Boise, Idaho)	L	71-79
NCAA	Syracuse	Vermont (Austin Region, First Round, Worcester, Mass.)	L	57-60
NCAA	Villanova	New Mexico (Syracuse Region, First Round, Nashville, Tenn.)	W	55-47
		Florida (Syracuse Region, Second Round, Nashville, Tenn.)	W	76-65
		North Carolina (Syracuse Region, Regional Semifinal, Syracuse, N.Y.)	L	66-67
NCAA	West Virginia	Creighton (Albuquerque Region, First Round, Cleveland, Ohio)	W	63-61
		Wake Forest (Albuquerque Region, Second Round, Cleveland, Ohio)	W	111-105 OT
		Texas Tech (Albuquerque Region, Regional Semifinal, Albuquerque, N.M.)	W	65-60
		Louisville (Albuquerque Region, Regional Final, Albuquerque, N.M.)	L	85-93 OT

Final 16: Villanova; **Final 8:** West Virginia

Postseason History

2003-04

NCAA Record: 12-5; **NIT Record:** 10-4 (including two games between BIG EAST teams)

NCAA	Boston College	Utah (St. Louis Region 1st Round, Milwaukee, Wis.)	W,	58-51		
		Georgia Tech (St. Louis Region 2nd Round, Milwaukee, Wis.)	L,	54-57		
NCAA	Connecticut	Vermont (Phoenix Region 1st Round, Buffalo, N.Y.)	W,	70-53		
		DePaul (Phoenix Region 2nd Round, Buffalo, N.Y.)	W,	72-55		
		Vanderbilt (Phoenix Region Semifinal, Phoenix, Ariz.)	W,	73-53		
		Alabama (Phoenix Region Final, Phoenix, Ariz.)	W,	87-71		
		Duke (Final Four, San Antonio, Texas)	W,	79-78		
NIT	Notre Dame	Georgia Tech (Final Four, San Antonio, Texas)	W,	82-73 1st		
		Purdue (1st Round, Notre Dame, Ind.)	W,	71-59		
		Saint Louis (2nd Round, Ft. Wayne, Ind.)	W,	77-66		
NCAA	Pittsburgh	Oregon (Quarterfinals, Notre Dame, Ind.)	L,	61-65		
		UCF (East Rutherford Region 1st Round, Milwaukee, Wis.)	W,	53-44		
		Wisconsin (East Rutherford Region 2nd Round, Milwaukee, Wis.)	W,	59-55		
		Oklahoma State (East Rutherford Region Semifinal, E. Rutherford, N.J.)	L,	51-63		
NCAA	Providence	Pacific (St. Louis Region 1st Round, Kansas City, Mo.)	L,	58-66		
		Temple (1st Round, Piscataway, N.J.)	W,	76-71		
NIT	Rutgers	West Virginia (2nd Round, Piscataway, N.J.)	W,	67-64		
		Villanova (Quarterfinals, Piscataway, N.J.)	W,	72-60		
		Iowa State (Semifinals, MSG, New York, N.Y.)	W,	84-81 OT		
		Michigan (Championships, MSG, New York, N.Y.)	L,	55-62 2nd		
		NCAA	Seton Hall	Arizona (Atlanta Region 1st Round, Raleigh, N.C.)	W,	80-76
		NCAA	Syracuse	Duke (Atlanta Region 2nd Round, Raleigh, N.C.)	L,	62-90
				BYU (Phoenix Region 1st Round, Denver, Colo.)	W,	80-75
NIT	Villanova	Maryland (Phoenix Region 2nd Round, Denver, Colo.)	W,	72-70		
		Alabama (Phoenix Region Semifinal, Phoenix, Ariz.)	L,	71-80		
		Drexel (1st Round, Villanova, Pa.)	L,	70-85		
NIT	West Virginia	Virginia (2nd Round, Villanova, Pa.)	W,	72-63		
		Rutgers (Quarterfinals, Piscataway, N.J.)	L,	60-72		
		Kent State (Opening Round, Kent, Ohio)	W,	65-54		
		Rhode Island (1st Round, Morgantown, W.Va.)	W,	79-72		
		Rutgers (2nd Round, Piscataway, N.J.)	L,	64-67		


Final 16: Pittsburgh, Syracuse; **Champion:** Connecticut

2002-03


NCAA Record: 12-3; **NIT Record:** 12-5 (including two games between BIG EAST teams)

NIT	Boston College	Fairfield (Opening Round, Bridgeport, Conn.)	W	90-78
		Temple (1st Round, Philadelphia, Pa.)	L	62-75
NCAA	Connecticut	BYU (South Region 1st Round, Spokane, Wash.)	W	58-53
		Stanford (South Region 2nd Round, Spokane, Wash.)	W	85-74
		Texas (South Region Semifinal, San Antonio, Texas)	L	78-82
NIT	Georgetown	Tennessee (1st Round, Knoxville, Tenn.)	W	70-60
		Providence (2nd Round, Providence, R.I.)	W	67-58
		North Carolina (Quarterfinals, Chapel Hill, N.C.)	W	79-74
		Minnesota (Semifinals, MSG, New York, N.Y.)	W	88-7
		St. John's (Championship, MSG, New York, N.Y.)	L	67-70 2nd
NCAA	Notre Dame	UW-Milwaukee (West Region 1st Round, Indianapolis, Ind.)	W	70-69
		Illinois (West Region 2nd Round, Indianapolis, Ind.)	W	68-60
		Arizona (West Region Semifinal, Anaheim, Calif.)	L	71-88
NCAA	Pittsburgh	Wagner (Midwest Region 1st Round, Boston, Mass.)	W	87-61
		Indiana (Midwest Region 2nd Round, Boston, Mass.)	W	74-52
		Marquette (Midwest Region Semifinal, Minneapolis, Minn.)	L	74-77
NIT	Providence	Richmond (Opening Round, Richmond, Va.)	W	67-49
		College of Charleston (1st Round, Providence, R.I.)	W	69-64
		Georgetown (2nd Round, Providence, R.I.)	L	58-67
NIT	St. John's	Boston University (1st Round, Jamaica, N.Y.)	W	62-57
		Virginia (2nd Round, Jamaica, N.Y.)	W	73-63
		UAB (Quarterfinals, Jamaica, N.Y.)	W	79-71
		Texas Tech (Semifinals, MSG, New York, N.Y.)	W	64-63
		Georgetown (Championship, MSG, New York, N.Y.)	W	70-67 1st
NIT	Seton Hall	Rhode Island (1st Round, Kingston, R.I.)	L	60-61
		NCAA	Syracuse	Manhattan (East Region 1st Round, Boston, Mass.)
		Oklahoma State (East Region 2nd Round, Boston, Mass.)	W	68-56
		Auburn (East Region Semifinal, Albany, N.Y.)	W	79-78
		Oklahoma (East Region Final, Albany, N.Y.)	W	63-47
		Texas (Final Four, New Orleans, La.)	W	95-84
		Kansas (Final Four, New Orleans, La.)	W	81-78 1st
		NIT	Villanova	Siena (Opening Round, Albany, N.Y.)

Final 16: Connecticut, Notre Dame, Pittsburgh; **Champion:** Syracuse



Ben Gordon, Connecticut



Postseason History




Mike Sweetney, Georgetown

2001-02

NCAA Record: 6-6; **NIT Record:** 5-4

NCAA	Boston College	Texas (Midwest Region 1st Round, Dallas, Texas)	L	57-70
NCAA	Connecticut	Hampton (East Region 1st Round, Washington, D.C.)	W	78-67
		NC State (East Region 2nd Round, Washington, D.C.)	W	77-74
		Southern Illinois (East Region Semifinal, Syracuse, N.Y.)	W	71-59
		Maryland (East Region Final, Syracuse, N.Y.)	L	82-90
NCAA	Miami	Missouri (West Region 1st Round, Albuquerque, N.M.)	L	80-93
NCAA	Notre Dame	Charlotte (South Region 1st Round, Greenville, S.C.)	W	82-63
		Duke (South Region 2nd Round, Greenville, S.C.)	L	77-84
NCAA	Pittsburgh	Central Connecticut (South Region 1st Round, Pittsburgh, Pa.)	W	71-54
		California (South Region 2nd Round, Pittsburgh, Pa.)	W	63-50
		Kent State (South Region Semifinal, Lexington, Ky.)	L	73-78 OT
NIT	Rutgers	Yale (1st Round, Piscataway, N.J.)	L	65-67
NCAA	St. John's	Wisconsin (East Region 1st Round, Washington, D.C.)	L	70-80
NIT	Syracuse	St. Bonaventure (1st Round, Syracuse, N.Y.)	W	76-66
		Butler (2nd Round, Syracuse, N.Y.)	W	66-65 OT
		Richmond (3rd Round, Richmond, Va.)	W	62-46
		South Carolina (Semifinals, MSG, New York, N.Y.)	L	59-66
		Temple (Consolation, MSG, New York, N.Y.)	L	54-65
NIT	Villanova	Manhattan (1st Round, Villanova, Pa.)	W	84-69
		Louisiana Tech (2nd Round, Villanova, Pa.)	W	67-64
		Temple (3rd Round, Philadelphia, Pa.)	L	57-63

Final 16: Pittsburgh; **Final 8:** Connecticut



Shaheen Holloway, Seton Hall

2000-01

NCAA Record: 5-5; **NIT Record:** 2-6

NCAA	Boston College	Southern Utah (East Region 1st Round, Uniondale, NY.)	W	68-65
		USC (East Region 2nd Round, Uniondale, N.Y.)	L	71-74
NIT	Connecticut	South Carolina (1st Round, Storrs, Conn.)	W	72-65
		Detroit (2nd Round, Storrs, Conn.)	L	61-67
NCAA	Georgetown	Arkansas (West Region 1st Round, Boise, Idaho)	W	63-61
		Hampton (West Region 2nd Round, Boise, Idaho)	W	76-57
		Maryland (West Region Semifinal, Anaheim, Calif.)	L	66-76
NIT	Miami	Auburn (1st Round, Auburn, Ala.)	L	58-60
NCAA	Notre Dame	Xavier (Midwest Region 1st Round, Kansas City, Mo.)	W	83-71
		Mississippi (Midwest Region 2nd Round, Kansas City, Mo.)	L	56-59
NIT	Pittsburgh	St. Bonaventure (1st Round, Pittsburgh, Pa.)	W	84-75
		Mississippi State (2nd Round, Pittsburgh, Pa.)	L	61-66
NCAA	Providence	Penn State (South Region 1st Round, New Orleans, La.)	L	59-69
NIT	Seton Hall	Alabama (1st Round, Tuscaloosa, Ala.)	L	79-85
NCAA	Syracuse	Hawaii (Midwest Region 1st Round, Dayton, Ohio)	W	79-69
		Kansas (Midwest Region 2nd Round, Dayton, Ohio)	L	58-87
NIT	Villanova	Minnesota (1st Round, Minneapolis, Minn.)	L	78-87
NIT	West Virginia	Richmond (1st Round, Richmond, Va.)	L	56-79

Final 16: Georgetown

Postseason History

1999-2000

NCAA Record: 8-5; **NIT Record:** 6-4

NCAA	Connecticut	Utah State (South Region 1st Round, Birmingham, Ala.)	W	75-67
		Tennessee (South Region 2nd round, Birmingham, Ala.)	L	51-65
NIT	Georgetown	Virginia (1st Round, Charlottesville, Va.)	W	115-111 3OT
		California (2nd Round, Berkeley, Calif.)	L	49-60
NCAA	Miami	Arkansas (South Region 1st Round, Nashville, Tenn.)	W	75-71
		Ohio State (South Region 2nd Round, Nashville, Tenn.)	W	75-62
		Tulsa (South Region Semifinal, Austin, Texas)	L	71-80
NIT	Notre Dame	Michigan (1st Round, Notre Dame, Ind.)	W	75-65
		Xavier (2nd Round, Notre Dame, Ind.)	W	76-64
		BYU (3rd Round, Notre Dame, Ind.)	W	64-52
		Penn State (Semifinals, MSG, New York, N.Y.)	W	73-52
		Wake Forest (Championship, MSG, New York, N.Y.)	L	61-71
NIT	Rutgers	Kent State (1st Round, Kent, Ohio)	L	62-73
NCAA	St. John's	Northern Arizona (West Region 1st Round, Tucson, Ariz.)	W	61-56
		Gonzaga (West Region 2nd Round, Tucson, Ariz.)	L	76-82
NCAA	Seton Hall	Oregon (East Region 1st Round, Buffalo, N.Y.)	W	72-71 OT
		Temple (East Region 2nd Round, Buffalo, N.Y.)	W	67-65 OT
		Oklahoma State (East Region Semifinal, Syracuse, N.Y.)	L	66-68
NCAA	Syracuse	Samford (Midwest Region 1st Round, Cleveland, Ohio)	W	79-65
		Kentucky (Midwest Region 2nd Round, Cleveland, Ohio)	W	52-50
		Mich. State (Midwest Region Semifinal, Auburn Hills, Mich.)	L	58-75
NIT	Villanova	Delaware (1st Round, Villanova, Pa.)	W	72-63
		Kent State (2nd Round, Villanova, Pa.)	L	67-81

Final 16: Miami, Seton Hall, Syracuse

1998-99

NCAA Record: 10-4; **NIT Record:** 1-4

NCAA	Connecticut	Texas-San Antonio (West Region 1st Round, Denver, Colo.)	W	91-66
		New Mexico (West Region 2nd Round, Denver, Colo.)	W	78-56
		Iowa (West Region Semifinal, Phoenix, Ariz.)	W	76-68
		Gonzaga (West Region Final, Phoenix, Ariz.)	W	67-62
		Ohio State (Final Four, St. Petersburg, Fla.)	W	64-58
		Duke (Final Four, St. Petersburg, Fla.)	W	77-74 1st
NIT	Georgetown	Princeton (1st Round, Princeton, N.J.)	L	47-54
NCAA	Miami	Lafayette (East Region 1st Round, Boston, Mass.)	W	75-54
		Purdue (East Region 2nd Round, Boston, Mass.)	L	63-73
NIT	Providence	NC State (1st Round, Raleigh, N.C.)	L	86-92
NIT	Rutgers	Hofstra (1st Round, Piscataway, N.J.)	W	58-45
		Clemson (2nd Round, Piscataway, N.J.)	L	68-78
NCAA	St. John's	Samford (South Region 1st Round, Orlando, Fla.)	W	69-43
		Indiana (South Region 2nd Round, Orlando, Fla.)	W	86-61
		Maryland (South Region Semifinal, Knoxville, Tenn.)	W	76-62
		Ohio State (South Region Final, Knoxville, Tenn.)	L	74-77
NIT	Seton Hall	Old Dominion (1st Round, Norfolk, Va.)	L	56-75
NCAA	Syracuse	Oklahoma St. (South Region 1st Round, Indianapolis, Ind.)	L	61-69
NCAA	Villanova	Mississippi (Midwest Region 1st Round, Milwaukee, Wis.)	L	70-72

Final 8: St. John's; **Champion:** Connecticut

1997-98

NCAA Record: 7-5; **NIT Record:** 1-2

NCAA	Connecticut	Fairleigh Dickinson (East Region 1st Round, Washington, D.C.)	W	93-85
		Indiana (East Region 2nd Round, Washington, D.C.)	W	78-68
		Washington (East Region Semifinal, Greensboro, N.C.)	W	75-74
		North Carolina (East Region Final, Greensboro, N.C.)	L	64-75
NIT	Georgetown	Florida (1st round, Gainesville, Fla.)	W	71-69
		Georgia Tech (2nd Round, Atlanta, Ga.)	L	79-80 OT
NCAA	Miami	UCLA (South Region 1st Round, Atlanta, Ga.)	L	62-65
NCAA	St. John's	Detroit (Midwest Region 1st Round, Chicago, Ill.)	L	64-66
NIT	Seton Hall	Georgia Tech (1st Round, Atlanta, Ga.)	L	78-88
NCAA	Syracuse	Iona (South Region 1st Round, Lexington, Ky.)	W	63-61
		New Mexico (South Region 2nd Round, Lexington, Ky.)	W	56-46
		Duke (South Region Semifinal, St. Petersburg, Fla.)	L	67-80
NCAA	West Virginia	Temple (West Region 1st Round, Boise, Idaho)	W	82-52
		Cincinnati (West Region 2nd Round, Boise, Idaho)	W	75-74
		Utah (West Region Semifinal, Anaheim, Calif.)	L	62-65

Final 16: Syracuse, West Virginia; **Final 8:** Connecticut



Lavar Postell, St John's



Jason Lawson, Villanova

Postseason History



Allen Iverson, Georgetown

1996-97

NCAA Record: 5-4 ; **NIT Record:** 9-6

NCAA	Boston College	Valparaiso (West Region 1st Round, Salt Lake City, Utah)	W	73-66
		St. Joseph's (West Region 2nd Round, Salt Lake City, Utah)	L	77-81 OT
NIT	Connecticut	Iona (1st round, Storrs, Conn.)	W	71-66
		Bradley (2nd round, Storrs, Conn.)	W	63-47
		Nebraska (Quarterfinals, Storrs, Conn.)	W	76-67
		Florida State (Semifinals, MSG, New York, N.Y.)	L	65-71 OT
		Arkansas (Consolation, MSG, New York, N.Y.)	W	74-64
NCAA	Georgetown	Charlotte (West Region 1st Round, Tucson, Ariz.)	L	67-79
NIT	Miami	Michigan (1st round, Ann Arbor, Mich.)	L	73-76
NIT	Notre Dame	Oral Roberts (1st round, Notre Dame, Ind.)	W	74-58
		Texas Christian (2nd round, Notre Dame, Ind.)	W	82-72
		Michigan (Quarterfinals, Notre Dame, Ind.)	L	66-67
NIT	Pittsburgh	New Orleans (1st round, Pittsburgh, Pa.)	W	82-63
		Arkansas (2nd round, Fayetteville, Ark.)	L	71-76
NCAA	Providence	Marquette (Southeast Region 1st Round, Charlotte, N.C.)	W	81-59
		Duke (Southeast Region 2nd Round, Charlotte, N.C.)	W	98-87
		Chattanooga (Southeast Region Semifinal, Birmingham, Ala.)	W	71-65
		Arizona (Southeast Region Final, Birmingham, Ala.)	L	92-96 OT
NIT	Syracuse	Florida State (1st round, Syracuse, N.Y.)	L	67-82
NCAA	Villanova	Long Island (East Region 1st Round, Winston-Salem, N.C.)	W	101-91
		California (East Region 2nd Round, Winston-Salem, N.C.)	L	68-75
NIT	West Virginia	Bowling Green (1st round, Morgantown, W. Va.)	W	98-95
		NC State (2nd round, Raleigh, N.C.)	W	76-73
		Florida State (Quarterfinals, Morgantown, W. Va.)	L	71-76

Final 8: Providence

1995-96

NCAA Record: 12-5 ; **NIT Record:** 1-1

NCAA	Boston College	Indiana (Southeast Region 1st Round, Orlando, Fla.)	W	64-51
		Georgia Tech (Southeast Region 2nd Round, Orlando, Fla.)	L	89-103
NCAA	Connecticut	Colgate (Southeast Region 1st Round, Indianapolis, Ind.)	W	68-59
		Eastern Michigan (Southeast Region 2nd Round, Indianapolis, Ind.)	W	95-81
		Mississippi State (Southeast Region Semifinal, Lexington, Ky.)	L	55-60
NCAA	Georgetown	Mississippi Valley State (East Region 1st Round, Richmond, Va.)	W	93-56
		New Mexico (East Region 2nd Round, Richmond, Va.)	W	73-62
		Texas Tech (East Region Semifinal, Atlanta, Ga.)	W	98-90
		Massachusetts (East Region final, Atlanta, Ga.)	L	62-86
NIT	Providence	Fairfield (1st round, New Haven, Conn.)	W	91-79
		St. Joseph's (2nd round, Providence, R.I.)	L	62-82
NCAA	Syracuse	Montana State (West Region 1st Round, Albuquerque, N.M.)	W	88-55
		Drexel (West Region 2nd Round, Albuquerque, N.M.)	W	69-58
		Georgia (West Region Semifinal, Denver, Colo.)	W	83-81 OT
		Kansas (West Region final, Denver, Colo.)	W	60-57
		Mississippi State (Final Four, East Rutherford, N.J.)	W	77-69
		Kentucky (Final Four, East Rutherford, N.J.)	L	67-76 2nd
NCAA	Villanova	Portland (Midwest Region 1st Round, Milwaukee, Wis.)	W	92-58
		Louisville (Midwest Region 2nd Round, Milwaukee, Wis.)	L	64-68

Final 16: Connecticut; **Final 8:** Georgetown; **Championship Game:** Syracuse

1994-95

NCAA Record: 6-4; **NIT Record:** 1-4

NCAA	Connecticut	Chattanooga (West Region 1st Round, Salt Lake City, Utah)	W	100-71
		Cincinnati (West Region 2nd Round, Salt Lake City, Utah)	W	96-91
		Maryland (West Region Semifinal, Oakland, Calif.)	W	99-89
		UCLA (West Region Final, Oakland, Calif.)	L	96-102
NCAA	Georgetown	Xavier (Southeast Region 1st Round, Tallahassee, Fla.)	W	68-63
		Weber State (Southeast Region 2nd Round, Tallahassee, Fla.)	W	53-51
		North Carolina (Southeast Region Semifinal, Birmingham, Ala.)	L	64-74
NIT	Miami	Penn State (1st Round, State College, Pa.)	L	56-62
NIT	Providence	College of Charleston (1st Round, Providence, R.I.)	W	72-67
		Virginia Tech (2nd Round, Providence, R.I.)	L	78-91
NIT	St. John's	South Florida (1st Round, Tampa, Fla.)	L	67-74
NIT	Seton Hall	Canisius (1st Round, Buffalo, N.Y.)	L	71-83
NCAA	Syracuse	Southern Illinois (Midwest Region 1st Round, Austin, Texas)	W	96-92
		Arkansas (Midwest Region 2nd Round, Austin, Texas)	L	94-96 OT
NCAA	Villanova	Old Dominion (East Region 1st Round, Albany, N.Y.)	L	81-89 3OT

Final 16: Georgetown; **Final 8:** Connecticut



Kerry Kittles, Villanova

Postseason History

1993-94

NCAA Record: 8-6; **NIT Record:** 5-0

NCAA	Boston College	Washington State (East Region 1st Round, Landover, Md.)	W	67-64
		North Carolina (East Region 2nd Round, Landover, Md.)	W	75-72
		Indiana (East Region Semifinal, Miami, Fla.)	W	77-68
		Florida (East Region Final, Miami, Fla.)	L	66-74
NCAA	Connecticut	Rider (East Region 1st Round, Uniondale, N.Y.)	W	64-46
		George Washington (East Region 2nd Round, Uniondale, N.Y.)	W	75-63
		Florida (East Region Semifinal, Miami, Fla.)	L	60-69 OT
NCAA	Georgetown	Illinois (Midwest Region 1st Round, Oklahoma City, Okla.)	W	84-77
		Arkansas (Midwest Region 2nd Round, Oklahoma City, Okla.)	L	73-85
NCAA	Providence	Alabama (Southeast Region 1st Round, Lexington, Ky.)	L	70-76
NCAA	Seton Hall	Michigan State (Southeast Region 1st Round, St. Petersburg, Fla.)	L	77-84
NCAA	Syracuse	Hawaii (West Region 1st Round, Ogden, Utah)	W	92-78
		UW-Green Bay (West Region 2nd Round, Ogden, Utah)	W	64-59
		Missouri (West Region Semifinal, Los Angeles, Calif.)	L	88-98 OT
NIT	Villanova	Canisius (1st Round, Villanova, Pa.)	W	103-79
		Duquesne (2nd Round, Pittsburgh, Pa.)	W	82-67
		Xavier (3rd Round, Villanova, Pa.)	W	76-74
		Siena (Semifinals, MSG, New York, N.Y.)	W	66-58
		Vanderbilt (Championship, MSG, New York, N.Y.)	W	80-73 – 1st

Final 16: Connecticut, Syracuse; **Final 8:** Boston College

1992-93

NCAA Record: 2-3; **NIT Record:** 9-5 (including one game between BIG EAST teams)


NIT	Boston College	Niagara (1st Round, Niagara, N.Y.)	W	87-83
		Rice (2nd Round, Chestnut Hill, Mass.)	W	101-68
		Providence (3rd Round, Chestnut Hill, Mass.)	L	58-75
NIT	Connecticut	Jackson State (1st Round, Storrs, Conn.)	L	88-90 OT
NIT	Georgetown	Arizona State (1st Round, Tempe, Ariz.)	W	78-68
		UTEP (2nd Round, Washington, D.C.)	W	71-44
		Miami, Ohio (3rd Round, Fairfax, Va.)	W	66-53
		UAB (Semifinals, MSG, New York, N.Y.)	W	45-41
		Minnesota (Championship, MSG, New York, N.Y.)	L	61-62
NCAA	Pittsburgh	Utah (Southeast Region 1st Round, Nashville, Tenn.)	L	65-86
NIT	Providence	James Madison (1st Round, Providence, R.I.)	W	73-61
		West Virginia (2nd Round, Providence, R.I.)	W	68-67
		Boston College (3rd Round, Chestnut Hill, Mass.)	W	75-58
		Minnesota (Semifinals, MSG, New York, N.Y.)	L	60-76
		UAB (Consolation, MSG, New York, N.Y.)	L	52-55
NCAA	St. John's	Texas Tech (East Region 1st Round, Winston-Salem, N.C.)	W	85-67
		Arkansas (East Region 2nd Round, Winston-Salem, N.C.)	L	74-80
NCAA	Seton Hall	Tennessee State (Southeast Region 1st Round, Orlando, Fla.)	W	81-59
		Western Kentucky (Southeast Region 2nd Round, Orlando, Fla.)	L	68-72

1991-92


NCAA Record: 4-4; **NIT Record:** 2-3

NIT	Boston College	Southern Illinois (1st Round, Chestnut Hill, Mass.)	W	78-69
		Rhode Island (2nd Round, Chestnut Hill, Mass.)	L	80-81 2OT
NCAA	Connecticut	Nebraska (Southeast Region 1st Round, Cincinnati, Ohio)	W	86-65
		Ohio State (Southeast Region 2nd Round, Cincinnati, Ohio)	L	55-78
NCAA	Georgetown	South Florida (West Region 1st Round, Boise, Idaho)	W	75-60
		Florida State (West Region 2nd Round, Boise, Idaho)	L	68-78
NIT	Pittsburgh	Penn State (1st Round, State College, Pa.)	W	67-65
		Florida (2nd Round, Pittsburgh, Pa.)	L	74-77
NCAA	St. John's	Tulane (Southeast Region 1st Round, Atlanta, Ga.)	L	57-61
NCAA	Seton Hall	La Salle (East Region 1st Round, Greensboro, N.C.)	W	78-76
		Missouri (East Region 2nd Round, Greensboro, N.C.)	W	88-71
		Duke (East Region Semifinal, Philadelphia, Pa.)	L	69-81
NCAA	Syracuse	Princeton (East Region 1st Round, Worcester, Mass.)	W	51-43
		Massachusetts (East Region 2nd Round, Worcester, Mass.)	L	71-77 OT
NIT	Villanova	Virginia (1st Round, Villanova, Pa.)	L	80-83

Final 16: Seton Hall



Malik Sealy, St. John's



*Arturas Karnisovas,
Seton Hall*

Postseason History



Mark Tillmon, Georgetown

1990-91

NCAA Record: 11-7; **NIT Record:** 2-1

NCAA	Connecticut	LSU (Midwest Region 1st Round, Minneapolis, Minn.)	W	79-62
		Xavier (Midwest Region 2nd Round, Minneapolis, Minn.)	W	66-50
		Duke (Midwest Region Semifinal, Pontiac, Mich.)	L	67-81
NCAA	Georgetown	Vanderbilt (West Region 1st Round, Tucson, Ariz.)	W	70-60
		UNLV (West Region 2nd Round, Tucson, Ariz.)	L	54-62
NCAA	Pittsburgh	Georgia (Southeast Region 1st Round, Louisville, Ky.)	W	76-68 OT
		Kansas (Southeast Region 2nd Round, Louisville, Ky.)	L	66-77
NIT	Providence	James Madison (1st Round, Providence, R.I.)	W	98-93 2OT
		West Virginia (2nd Round, Providence, R.I.)	W	85-79
		Oklahoma (3rd Round, Providence, R.I.)	L	74-83
NCAA	St. John's	Northern Illinois (Midwest Region 1st Round, Dayton, Ohio)	W	75-68
		Texas (Midwest Region 2nd Round, Dayton, Ohio)	W	84-76
		Ohio State (Midwest Region Semifinal, Pontiac, Mich.)	W	91-74
		Duke (Midwest Region Final, Pontiac, Mich.)	L	61-78
NCAA	Seton Hall	Pepperdine (West Region 1st Round, Salt Lake City, Utah)	W	71-51
		Creighton (West Region 2nd Round, Salt Lake City, Utah)	W	81-69
		Arizona (West Region Semifinal, Seattle, Wash.)	W	81-77
		UNLV (West Region Final, Seattle, Wash.)	L	65-77
NCAA	Syracuse	Richmond (East Region 1st Round, College Park, Md.)	L	69-73
NCAA	Villanova	Princeton (East Region 1st Round, Syracuse, N.Y.)	W	50-48
		North Carolina (East Region 2nd Round, Syracuse, N.Y.)	L	69-84

Final 16: Connecticut; **Final 8:** St. John's, Seton Hall

1989-90

NCAA Record: 7-6

NCAA	Connecticut	Boston University (East Region 1st Round, Hartford, Conn.)	W	76-52
		California (East Region 2nd Round, Hartford, Conn.)	W	74-54
		Clemson (East Region Semifinal, East Rutherford, N.J.)	W	71-70
		Duke (East Region Final, East Rutherford, N.J.)	L	78-79 OT
NCAA	Georgetown	Texas Southern (Midwest Region 1st Round, Indianapolis, Ind.)	W	70-52
		Xavier (Midwest Region 2nd Round, Indianapolis, Ind.)	L	71-74
NCAA	Providence	Ohio State (West Region 1st Round, Salt Lake City, Utah)	L	83-84 OT
NCAA	St. John's	Temple (East Region 1st Round, Atlanta, Ga.)	W	81-65
		Duke (East Region 2nd Round, Atlanta, Ga.)	L	72-76
NCAA	Syracuse	Coppin State (Southeast Region 1st Round, Richmond, Va.)	W	71-48
		Virginia (Southeast Region 2nd Round, Richmond, Va.)	W	63-61
		Minnesota (Southeast Region Semifinal, New Orleans, La.)	L	75-82
NCAA	Villanova	LSU (Southeast Regional, Knoxville, Tenn.)	L	63-70

Final 16: Syracuse; **Final 8:** Connecticut

1988-89

NCAA Record: 11-5 ; **NIT Record:** 9-2

NIT	Connecticut	Charlotte (1st Round, Charlotte, N.C.)	W	67-62
		California (2nd Round, Hartford, Conn.)	W	73-72
		UAB (3rd Round, Storrs, Conn.)	L	79-85
NCAA	Georgetown	Princeton (East Region 1st Round, Providence, R.I.)	W	50-49
		Notre Dame (East Region 1st Round, Providence, R.I.)	W	81-74
		NC State (East Region Semifinal, East Rutherford, N.J.)	W	69-61
		Duke (East Region Final, East Rutherford, N.J.)	L	77-85
NCAA	Pittsburgh	Ball State (Midwest Region 1st Round, Indianapolis, Ind.)	L	64-68
NCAA	Providence	Virginia (Southeast Region 1st Round, Nashville, Tenn.)	L	97-100
NIT	St. John's	Mississippi (1st Round, Jamaica, N.Y.)	W	70-67
		Oklahoma State (2nd Round, Jamaica, N.Y.)	W	76-64
		Ohio State (3rd Round, Columbus, Ohio)	W	83-80 OT
		UAB (Semifinals, MSG, New York, N.Y.)	W	76-65
		Saint Louis (Championship, MSG, New York, N.Y.)	W	73-65
NCAA	Seton Hall	SW Missouri State (West Region 1st Round, Tucson, Ariz.)	W	60-51
		Evansville (West Region 2nd Round, Tucson, Ariz.)	W	87-73
		Indiana (West Region Semifinal, Denver, Colo.)	W	78-65
		UNLV (West Region Final, Denver, Colo.)	W	84-61
		Duke (Final Four, Seattle, Wash.)	W	95-78
		Michigan (Final Four, Seattle, Wash.)	L	80-79 OT 2nd
NCAA	Syracuse	Bucknell (Midwest Region 1st Round, Dallas, Texas)	W	104-81
		Colorado State (Midwest Region 2nd Round, Dallas, Texas)	W	65-50
		Missouri (Midwest Region Semifinal, Minneapolis, Minn.)	W	83-80
		Illinois (Midwest Region Final, Minneapolis, Minn.)	L	86-89
NIT	Villanova	St. Peter's (1st Round, Villanova, Pa.)	W	76-56
		Penn State (2nd Round, Villanova, Pa.)	W	76-67
		Michigan State (3rd Round, Villanova, Pa.)	L	63-70

Final 8: Georgetown, Syracuse; **Final 4:** Seton Hall; **Championship Game:** Seton Hall



John Morton, Seton Hall

Postseason History

1987-88

NCAA Record: 7-6 ; **NIT Record:** 8-2 (including one game between BIG EAST teams)

NIT	Boston College	Siena (1st Round, Chestnut Hill, Mass.)	W	73-65
		Evansville (2nd Round, Evansville, Ind.)	W	86-81
		Middle Tennessee State (3rd Round, Murfreesboro, Tenn.)	W	78-69
		Connecticut (Semifinals, MSG, New York, N.Y.)	L	67-73
		Colorado State (Consolation, MSG, New York, N.Y.)	L	57-58
NIT	Connecticut	West Virginia (1st Round, Morgantown, W. Va.)	W	62-57
		Louisiana Tech (2nd Round, Hartford, Conn.)	W	65-59
		Virginia Commonwealth (3rd Round, Storrs, Conn.)	W	72-61
		Boston College (Semifinals, MSG, New York, N.Y.)	W	73-67
		Ohio State (Championship, MSG, New York, N.Y.)	W	72-67 1st
NCAA	Georgetown	LSU (East Region 1st Round, Hartford, Conn.)	W	66-63
		Temple (East Region 2nd Round, Hartford, Conn.)	L	53-74
NCAA	Pittsburgh	Eastern Michigan (Midwest Region 1st Round, Lincoln, Neb.)	W	108-90
		Vanderbilt (Midwest Region 2nd Round, Lincoln, Neb.)	L	74-80 OT
NCAA	St. John's	Florida (West Regional 1st Round, Salt Lake City, Utah)	L	59-62
NCAA	Seton Hall	UTEP (West Region 1st Round, Los Angeles, Calif.)	W	80-64
		Arizona (West Region 2nd Round, Los Angeles, Calif.)	L	55-84
NCAA	Syracuse	North Carolina A&T (East Region 1st Round, Chapel Hill, Mass.)	W	69-55
		Rhode Island (East Region 2nd Round, Chapel Hill, N.C.)	W	94-97
NCAA	Villanova	Arkansas (Southeast Region 1st Round, Cincinnati, Ohio)	W	82-74
		Illinois (Southeast Region 2nd Round, Cincinnati, Ohio)	W	66-63
		Kentucky (Southeast Region Semifinal, Birmingham, Ala.)	W	80-74
		Oklahoma (Southeast Region Final, Birmingham, Ala.)	L	59-78

Final 8: Villanova

1986-87

NCAA Record: 14-5 (including two games between BIG EAST teams); **NIT Record:** 0-2

NCAA	Georgetown	Bucknell (Southeast Region 1st Round, Atlanta, Ga.)	W	75-53
		Ohio State (Southeast Region 2nd Round, Atlanta, Ga.)	W	82-79
		Kansas (Southeast Region Semifinal, Louisville, Ky.)	W	70-57
		Providence (Southeast Region Final, Louisville, Ky.)	L	73-88
		Marist (West Region 1st Round, Tucson, Ariz.)	W	93-68
NCAA	Pittsburgh	Oklahoma (West Region 2nd Round, Tucson, Ariz.)	L	93-96
		UAB (Southeast Region 1st Round, Birmingham, Ala.)	W	90-68
		Austin Peay (Southeast Region 2nd Round, Birmingham, Ala.)	W	90-87 OT
		Alabama (Southeast Region Semifinal, Louisville, Ky.)	W	103-82
		Georgetown (Southeast Region Final, Louisville, Ky.)	W	88-73
NCAA	St. John's	Syracuse (Final Four, New Orleans, La.)	L	63-77
		Wichita State (Midwest Region 1st Round, Rosemont, Ill.)	W	57-55
		DePaul (Midwest Region 2nd Round, Rosemont, Ill.)	L	75-83 OT
		Niagara (1st Round, Buffalo, N.Y.)	L	65-74
		Georgia Southern (East Region 1st Round, Syracuse, N.Y.)	W	79-73
NIT	Seton Hall	Western Kentucky (East Region 2nd Round, Syracuse, N.Y.)	W	104-86
		Florida (East Region Semifinal, East Rutherford, N.J.)	W	87-81
		North Carolina (East Region Final, East Rutherford, N.J.)	W	79-75
		Providence (Final Four, New Orleans, La.)	W	77-63
		Indiana (Final Four, New Orleans, La.)	L	73-74
NIT	Villanova	La Salle (1st Round, Villanova, Pa.)	L	84-86

Final 8: Georgetown; **Final 4:** Providence, Syracuse; **Championship Game:** Syracuse

1985-86

NCAA Record: 4-4 ; **NIT Record:** 2-2


NCAA	Georgetown	Texas Tech (Midwest Region 1st Round, Dayton, Ohio)	W	70-64
		Michigan State (Midwest Region 2nd Round, Dayton, Ohio)	L	68-80
NIT	Pittsburgh	Southwest Missouri State (1st Round, Springfield, Mo.)	L	53-59
NIT	Providence	Boston University (1st Round, Providence, R.I.)	W	72-69
		George Mason (2nd Round, Providence, R.I.)	W	90-71
		Louisiana Tech (3rd Round, Providence, R.I.)	L	63-64
		Montana State (West Region 1st Round, Long Beach, Calif.)	W	83-74
		Auburn (West Region 2nd Round, Long Beach, Calif.)	L	65-81
NCAA	Syracuse	Brown (East Region 1st Round, Syracuse, N.Y.)	W	101-52
		Navy (East Region 2nd Round, Syracuse, N.Y.)	L	85-97
NCAA	Villanova	Virginia Tech (Southeast Region 1st Round, Baton Rouge, La.)	W	71-62
		Georgia Tech (Southeast Region 2nd Round, Baton Rouge, La.)	L	61-66



Doug West, Villanova




Mark Bryant, Seton Hall



Billy Donovan, Providence

Postseason History



Mark Jackson, St. John's

1984-85

NCAA Record: 18-5 (including two games between BIG EAST teams)

NCAA	Boston College	Texas Tech (Midwest Region 1st Round, Houston)	W	55-53
		Duke (Midwest Region 2nd Round, Houston)	W	74-73
		Memphis State (Midwest Region Semifinal, Dallas, Texas)	L	57-59
NCAA	Georgetown	Lehigh (East Region 1st Round, Hartford, Conn.)	W	68-43
		Temple (East Region 2nd Round, Hartford, Conn.)	W	63-46
		Loyola (East Region Semifinal, Providence, R.I.)	W	65-53
		Georgia Tech (East Region Final, Providence, R.I.)	W	60-54
		St. John's (Final Four, Lexington, Ky.)	W	77-59
		Villanova (Final Four, Lexington, Ky.)	L	64-66
NCAA	Pittsburgh	Louisiana Tech (Midwest Region 1st Round, Tulsa, Okla.)	L	54-78
NCAA	St. John's	Southern (West Region 1st Round, Salt Lake City, Utah)	W	83-59
		Arkansas (West Region 2nd Round, Salt Lake City, Utah)	W	68-65
		Kentucky (West Region Semifinal, Denver, Colo.)	W	86-70
		NC State (West Region Final, Denver, Colo.)	W	69-60
		Georgetown (Final Four, Lexington, Ky.)	L	59-77
NCAA	Syracuse	DePaul (East Region 1st Round, Atlanta, Ga.)	W	70-65
		Georgia Tech (East Region 2nd Round, Atlanta, Ga.)	L	53-70
NCAA	Villanova	Dayton (Southeast Region 1st Round, Dayton, Ohio)	W	51-49
		Michigan (Southeast Region 2nd Round, Dayton, Ohio)	W	59-55
		Maryland (Southeast Region Semifinal, Birmingham, Ala.)	W	46-43
		North Carolina (Southeast Region Final, Birmingham, Ala.)	W	56-44
		Memphis State (Final Four, Lexington, Ky.)	W	52-45
		Georgetown (Final Four, Lexington, Ky.)	W	66-64

Final 16: Boston College; **Final 4:** St. John's; **Championship Game:** Georgetown, Villanova; **Champion:** Villanova

1983-84

NCAA Record: 7-3 ; **NIT Record:** 3-2

NIT	Boston College	St. Joseph's (1st Round, Philadelphia, Pa.)	W	76-63
		Notre Dame (2nd Round, Chestnut Hill, Mass.)	L	52-66
NCAA	Georgetown	SMU (West Region 2nd round, Pullman, Wash.)	W	37-36
		UNLV (West Region Semifinal, Los Angeles, Calif.)	W	62-48
		Dayton (West Region Final, Los Angeles, Calif.)	W	61-49
		Kentucky (Final Four, Seattle, Wash.)	W	53-40
		Houston (Final Four, Seattle, Wash.)	W	84-75
NIT	Pittsburgh	La Salle (1st Round, Philadelphia, Pa.)	W	95-91
		Florida State (2nd Round, Greensboro, N.C.)	W	66-63
		Notre Dame (3rd Round, Pittsburgh, Pa.)	L	64-72
NCAA	St. John's	Temple (East Region 1st Round, Charlotte, N.C.)	L	63-65
NCAA	Syracuse	VCU (East Region 2nd round, East Rutherford, N.J.)	W	78-63
		Virginia (East Region Semifinal, Atlanta, Ga.)	L	55-63
NCAA	Villanova	Marshall (Mideast Region 1st Round, Milwaukee, Wis.)	W	84-72
		Illinois (Mideast Region 2nd Round, Milwaukee, Wis.)	L	56-64

Final 16: Syracuse; **Champion:** Georgetown

1982-83

NCAA Record: 6-5

NCAA	Boston College	Princeton (West Region 2nd Round, Corvallis, Ore.)	W	51-42
		Virginia (West Region Semifinal, Ogden, Utah)	L	92-95
NCAA	Georgetown	Alcorn State (Mideast Region 1st Round, Louisville, Ky.)	W	68-63
		Memphis State (Mideast Region 2nd Round, Louisville, Ky.)	L	57-66
NCAA	St. John's	Rutgers (East Region 2nd Round, Hartford, Conn.)	W	66-55
		Georgia (East Region Semifinal, Syracuse, N.Y.)	L	67-70
NCAA	Syracuse	Morehead State (East Region 1st Round, Hartford, Conn.)	W	74-59
		Ohio State (East Region 2nd Round, Hartford, Conn.)	L	74-79
NCAA	Villanova	Lamar (Midwest Region 2nd round, Houston, Texas)	W	60-58
		Iowa (Midwest Region Semifinal, Kansas City, Mo.)	W	55-54
		Houston (Midwest Region Final, Kansas City, Mo.)	L	71-89

Final 16: Boston College, St. John's; **Final 8:** Villanova



Reggie Williams, Georgetown

Postseason History

1981-82

NCAA Record: 10-4 ; **NIT Record:** 1-2

NCAA	Boston College	San Francisco (Midwest Region 1st Round, Dallas, Texas)	W	80-66
		DePaul (Midwest Region 2nd Round, Dallas, Texas)	W	82-75
		Kansas State (Midwest Region Semifinal, St. Louis, Mo.)	W	69-65
		Houston (Midwest Region Final, St. Louis, Mo.)	L	92-99
NIT	Connecticut	Dayton (1st Round, Dayton, Ohio)	L	75-76 OT
NCAA	Georgetown	Wyoming (West Region 2nd round, Logan, Utah)	W	51-43
		Fresno State (West Region Semifinal, Provo, Utah)	W	58-40
		Oregon State (West Region Final, Provo, Utah)	W	69-45
		Louisville (Final Four, New Orleans, La.)	W	50-46
		North Carolina (Final Four, New Orleans, La.)	L	62-63 2nd
NCAA	St. John's	Penn (East Region 1st Round, Uniondale, N.Y.)	W	66-56
		Alabama (East Region 2nd Round, Uniondale, N.Y.)	L	68-69
NIT	Syracuse	St. Peter's (1st Round, Syracuse, N.Y.)	W	84-75
		Bradley (2nd Round, Syracuse, N.Y.)	L	81-95
NCAA	Villanova	Northeastern (East Region 2nd Round, Uniondale, N.Y.)	W	76-72 3OT
		Memphis State (East Region Semifinal, Raleigh, N.C.)	W	70-66 OT
		North Carolina (East Region Final, Raleigh, N.C.)	L	60-70

Final 8: Boston College, Villanova; **Final 4:** Georgetown; **Championship Game:** Georgetown




Eric Floyd, Georgetown

1980-81

NCAA Record: 3-3 ; **NIT Record:** 5-3

NCAA	Boston College	Ball State (Midwest Region 1st Round, Tuscaloosa, Ala.)	W	93-90		
		Wake Forest (Midwest Regional, 2nd Round, Tuscaloosa, Ala.)	W	67-64		
		St. Joseph's (Midwest Region Semifinal, Bloomington, Ind.)	L	41-42		
NIT	Connecticut	South Florida (1st Round, Tampa, Fla.)	W	65-55		
		Minnesota (2nd Round, Hartford, Conn.)	L	66-84		
NCAA	Georgetown	James Madison (East Region 1st Round, Providence, R.I.)	L	55-61		
NIT	St. John's	Alabama (1st Round, Jamaica, N.Y.)	L	69-73 OT		
NIT	Syracuse	Marquette (1st Round, Syracuse, N.Y.)	W	88-81		
		Holy Cross (2nd Round, Syracuse, N.Y.)	W	77-57		
		Michigan (3rd Round, Syracuse, N.Y.)	W	91-76		
		Purdue (Semifinals, MSG, New York, N.Y.)	W	70-63		
		Tulsa (Championship, MSG, New York, N.Y.)	L	84-86 OT 2nd		
		NCAA	Villanova	Houston (East Region 1st Round, Charlotte, N.C.)	W	90-72
				Virginia (East Region 2nd Round, Charlotte, N.C.)	L	50-54

Final 16: Boston College



Willie Glass, St. John's

1979-80

NCAA Record: 3-3 ; **NIT Record:** 1-2

NIT	Boston College	Boston University (1st Round, Chestnut Hill, Mass.)	W	95-74
		Virginia (2nd Round, Charlottesville, Va.)	L	55-57
NIT	Connecticut	St. Peter's (1st Round, Storrs, Conn.)	L	56-71
NCAA	Georgetown	Iona (East Region 2nd Round, Providence, R.I.)	W	74-71
		Maryland (East Region Semifinal, Philadelphia, Pa.)	W	74-68
		Iowa (East Region Final, Philadelphia, Pa.)	L	80-81
NCAA	St. John's	Purdue (Midwest Region 2nd Round, West Lafayette, Ind.)	L	72-87
NCAA	Syracuse	Villanova (East Region 2nd Round, Providence, R.I.)	W	97-83
		Iowa (East Region Semifinal, Philadelphia, Pa.)	L	77-88

Final 16: Syracuse; **Final 8:** Georgetown

Postseason Awards



CONSENSUS ALL-AMERICA

Teams used for consensus selections: Associated Press, 1948-2012; United Press International, 1949-97; National Association of Basketball Coaches, 1957-2012; U.S. Basketball Writers Association, 1960-2012. Sporting News 1943-46, 1997-2012.

- 2020 Markus Howard (Marquette), 1st Team
Myles Powell, (Seton Hall), 1st Team)
- 2019 Markus Howard (Marquette), 2nd Team
- 2018 Jalen Brunson (Villanova), 1st Team
Trevon Bluiett (Xavier), 2nd Team
- 2017 Josh Hart (Villanova), 1st Team
- 2016 Kris Dunn (Providence), 2nd Team
- 2014 Doug McDermott (Creighton), 1st Team
- 2013 Otto Porter (Georgetown), 1st Team
- 2012 Kevin Jones (West Virginia), 2nd Team
- 2011 Kemba Walker (Connecticut), 1st Team*
Ben Hansbrough (Notre Dame), 2nd Team
- 2010 Wes Johnson (Syracuse), 1st Team
Scottie Reynolds (Villanova), 1st Team*
Luke Harangody (Notre Dame), 2nd Team
- 2009 DeJuan Blair (Pittsburgh), 1st Team
Luke Harangody (Notre Dame), 2nd Team
Hasheem Thabeet (Connecticut), 2nd Team
- 2008 Luke Harangody (Notre Dame), 2nd Team
- 2006 Randy Foye (Villanova), 1st Team*
Rudy Gay (Connecticut), 2nd Team
Allan Ray (Villanova), 2nd Team
- 2005 Hakim Warrick (Syracuse), 2nd Team
- 2004 Ryan Gomes (Providence), 1st Team
Emeka Okafor (Connecticut), 1st Team
- 2003 Carmelo Anthony (Syracuse), 2nd Team
Troy Bell (Boston College), 2nd Team
- 2000 Troy Murphy (Notre Dame), 1st Team
- 2001 Troy Murphy (Notre Dame), 1st Team
Troy Bell (Boston College), 2nd Team
Michael Bradley (Villanova), 2nd Team
- 2000 Troy Murphy (Notre Dame), 1st Team
- 1999 Richard Hamilton (Connecticut), 1st team
- 1998 Pat Garrity (Notre Dame), 2nd Team
Richard Hamilton (Connecticut), 2nd Team
- 1996 Ray Allen (Connecticut), 1st team
Allen Iverson (Georgetown), 1st team
Kerry Kittles (Villanova), 1st team
John Wallace (Syracuse), 2nd team
- 1994 Donyell Marshall (Connecticut), 1st team
- 1993 Terry Dehere (Seton Hall), 2nd team
- 1992 Alonzo Mourning (Georgetown), 1st team
- 1991 Billy Owens (Syracuse), 1st team
- 1990 Derrick Coleman (Syracuse), 1st team
Alonzo Mourning (Georgetown), 2nd team
- 1989 Sherman Douglas (Syracuse), 2nd team
- 1988 Rony Seikaly (Syracuse), 2nd team
Jerome Lane (Pittsburgh), 2nd team
- 1987 Reggie Williams (Georgetown), 1st team
Mark Jackson (St. John's), 2nd team
- 1986 Walter Berry (St. John's), 1st team
- 1985 Chris Mullin (St. John's), 1st team
Patrick Ewing (Georgetown), 1st team
Dwayne Washington (Syracuse), 2nd team
- 1984 Patrick Ewing (Georgetown), 1st team
Chris Mullin (St. John's), 2nd team
- 1983 Patrick Ewing (Georgetown), 1st team
- 1982 Eric Floyd (Georgetown), 1st team

NCAA POSTGRADUATE SCHOLARSHIP

- 2006 Joe Herber (West Virginia)
- 1986 Joey David (Pittsburgh)
- 1983 John Pinone (Villanova)
- 1981 Frank Gilroy (St. John's),
Dan Schayes (Syracuse)
- 1980 James Sweeney (Boston College)

EASTMAN AWARD

- 1985 Patrick Ewing (Georgetown)
- 1986 Walter Berry (St. John's)

JOHN WOODEN AWARD

- 2018 Jalen Brunson (Villanova)
- 2014 Doug McDermott (Creighton)
- 1986 Walter Berry (St. John's)
- 1985 Chris Mullin (St. John's)

AP PLAYER OF THE YEAR

- 2018 Jalen Brunson (Villanova)
- 2014 Doug McDermott (Creighton)
- 1986 Walter Berry (St. John's)
- 1985 Patrick Ewing (Georgetown)

UPI PLAYER OF THE YEAR

- 1986 Walter Berry (St. John's)
- 1985 Chris Mullin (St. John's)

NABC PLAYER OF THE YEAR

- 2018 Jalen Brunson (Villanova)
- 2014 Doug McDermott (Creighton)
- 2004 Emeka Okafor (Connecticut)
- 1986 Walter Berry (St. John's)
- 1985 Patrick Ewing (Georgetown)

USBWA PLAYER OF THE YEAR

- 2018 Jalen Brunson (Villanova)
- 2014 Doug McDermott (Creighton)
- 1986 Walter Berry (St. John's)
- 1985 Chris Mullin (St. John's)

USBWA MOST COURAGEOUS ATHLETE

- 1999 Jacky Kaba (Seton Hall)
- 1994 Orlando Antigua (Pittsburgh)
- 1991 Eric Murdock (Providence)

BASKETBALL WEEKLY PLAYER OF THE YEAR

- 1985 Patrick Ewing (Georgetown)
- 1986 Walter Berry (St. John's)

BASKETBALL TIMES PLAYER OF THE YEAR

- 1990 Derrick Coleman (Syracuse)
- 1985 Patrick Ewing (Georgetown)

SPORTING NEWS PLAYER OF THE YEAR

- 2018 Jalen Brunson (Villanova)
- 2014 Doug McDermott (Creighton)
- 1986 Walter Berry (St. John's)
- 1985 Patrick Ewing (Georgetown)

NAISMITH AWARD

- 2018 Jalen Brunson (Villanova)
- 2014 Doug McDermott (Creighton)
- 1985 Patrick Ewing (Georgetown)

FRANCES POMEROY NAISMITH AWARD

- 1980 Jim Sweeney (Boston College)

BIG EAST BASKETBALL SCHOLAR-ATHLETE OF THE YEAR

- 2019 Michael Nzei (Seton Hall)
- 2018 Jalen Brunson (Villanova)
- 2017 Billy Garrett, Jr. (DePaul)
- 2016 Kellen Dunham (Butler)
- 2015 Alex Barlow (Butler)
- 2014 Alex Barlow (Butler)
- 2013 Peyton Siva (Louisville)
- 2012 Tim Abromaitis (Notre Dame)
- 2011 Tim Abromaitis (Notre Dame)
- 2010 Tim Abromaitis (Notre Dame)
- 2009 Alex Ruoff (West Virginia)
- 2008 Ted Talkington (West Virginia)
- 2007 Aaron Gray (Georgetown)
- 2006 Joe Herber (West Virginia)
- 2005 Craig Forth (Syracuse)
- 2004 Emeka Okafor (Connecticut)
- 2003 Emeka Okafor (Connecticut)
- 2002 Carlton Carter (Virginia Tech)
- 2001 Ruben Boumtje Boumtje (Georgetown)
- 2000 Lavor Postell (St. John's)
- 1999 Rob Hodgson (Rutgers)
- 1998 Pat Garrity (Notre Dame)
- 1997 Ya Ya Dia (Georgetown)
- 1996 Adrian Griffin (Seton Hall)
- 1995 Marc Molinsky (Boston College)
- 1994 Arturas Karnisovas (Seton Hall)
- 1993 Arturas Karnisovas (Seton Hall)
- 1992 Darren Morningstar (Pittsburgh)
- 1991 Greg Woodard (Villanova)
- 1990 Stephen Thompson (Syracuse)
- 1989 Ramon Ramos (Seton Hall)
- 1988 Mark Plansky (Villanova)
- 1987 Harold Jensen (Villanova)
- 1986 Ron Rowan (St. John's)
- 1985 Mike Moses (St. John's)

BIG EAST SCHOLAR-ATHLETE OF THE YEAR

- 1987 Harold Jensen (Villanova)
- 1985 Joey David (Pittsburgh)

All-America Selections

Five organizations have been used during BIG EAST history to name All-America selections. They are the Associated Press, United Press International, The Sporting News, United States Basketball Writers Association and the National Association of Basketball Coaches. The Sporting News replaced UPI in 1997.

ASSOCIATED PRESS (88)

- 2020 Markus Howard, Marquette (1st Team)
Myles Powell, Seton Hall (1st Team)
- 2019 Markus Howard, Marquette (2nd Team)
- 2018 Jalen Brunson, Villanova (1st Team)
Trevon Bluiett, Xavier (2nd Team)
Mikal Bridges, Villanova (3rd Team)
- 2017 Josh Hart, Villanova (1st Team)
- 2016 Kris Dunn, Providence (2nd Team)
- 2014 Doug McDermott, Creighton (First Team)
- 2013 Otto Porter, Georgetown (First Team)
- 2012 Kris Joseph, Syracuse (2nd Team)
Kevin Jones, West Virginia (2nd Team)
Jae Crowder, Marquette (3rd Team)
- 2011 Kemba Walker, Connecticut (1st Team)
Ben Hansbrough, Notre Dame (2nd Team)
Marshon Brooks, Providence (3rd Team)
- 2010 Wes Johnson, Syracuse (1st Team)
Scottie Reynolds, Villanova (1st Team)
Da'Sean Butler, West Virginia (2nd Team)
Greg Monroe, Georgetown (3rd Team)
Luke Harangody, Notre Dame (3rd Team)
- 2009 DeJuan Blair, Pittsburgh (1st Team)
Hasheem Thabeet, Connecticut (2nd Team)
Luke Harangody, Notre Dame (2nd Team)
Jerel McNeal, Marquette (2nd Team)
Terrence Williams, Louisville (3rd Team)
Sam Young, Pittsburgh (3rd Team)
- 2008 Luke Harangody, Notre Dame (2nd Team)
Roy Hibbert, Georgetown (2nd Team)
- 2007 Aaron Gray, Pittsburgh (3rd Team)
Jeff Green, Georgetown (3rd Team)
- 2006 Randy Foye, Villanova (1st Team)
Rudy Gay, Connecticut (2nd Team)
Allan Ray, Villanova (3rd Team)
- 2005 Hakim Warrick, Syracuse (1st Team)
- 2004 Emeka Okafor, Connecticut (1st Team)
Ryan Gomes, Providence (1st Team)
Hakim Warrick, Syracuse (3rd Team)
- 2003 Carmelo Anthony, Syracuse (2nd Team)
Troy Bell, Boston College (2nd Team)
- 2002 Brandin Knight, Pittsburgh (3rd Team)
- 2001 Troy Murphy, Notre Dame (1st Team)
Troy Bell, Boston College (2nd Team)
Michael Bradley, Villanova (2nd Team)
- 2000 Troy Murphy, Notre Dame (1st Team)
- 1999 Richard Hamilton, Connecticut (1st Team)
Tim James, Miami (3rd Team)
Ron Artest, St. John's (3rd Team)
- 1998 Richard Hamilton, Connecticut (2nd Team)
Pat Garrity, Notre Dame (2nd Team)
- 1996 Ray Allen, Connecticut (1st Team)
Allen Iverson, Georgetown (1st Team)
Kerry Kittles, Villanova (1st Team)
John Wallace, Syracuse (2nd Team)
- 1995 Kerry Kittles, Villanova (2nd Team)
Ray Allen, Connecticut (3rd Team)
Lawrence Moten, Syracuse (3rd Team)
- 1994 Donyell Marshall, Connecticut (1st Team)
- 1993 Terry Dehere, Seton Hall (2nd Team)
- 1992 Alonzo Mourning, Georgetown (1st Team)
Malik Sealy, St. John's (3rd Team)

- 1991 Billy Owens, Syracuse (1st Team)
Eric Murdock, Providence (2nd Team)
Dikembe Mutombo, Georgetown (3rd Team)
- 1980 Reggie Carter, St. John's (2nd Team)
- 1990 Derrick Coleman, Syracuse (1st Team)
Alonzo Mourning, Georgetown (2nd Team)
- 1989 Sherman Douglas, Syracuse (1st Team)
Charles Smith, Georgetown (2nd Team)
Alonzo Mourning, Georgetown (3rd Team)
- 1988 Jerome Lane, Pittsburgh (2nd Team)
Sherman Douglas, Syracuse (3rd Team)
- 1987 Reggie Williams, Georgetown (1st Team)
Mark Jackson, St. John's (2nd Team)
Jerome Lane, Pittsburgh (3rd Team)
- 1986 Walter Berry, St. John's (1st Team)
Dwayne Washington, Syracuse (3rd Team)
- 1985 Patrick Ewing, Georgetown (1st Team)
Chris Mullin, St. John's (1st Team)
Dwayne Washington, Syracuse (3rd Team)
- 1984 Patrick Ewing, Georgetown (1st Team)
Chris Mullin, St. John's (2nd Team)
- 1983 Patrick Ewing, Georgetown (1st Team)
John Pinone, Villanova (3rd Team)
- 1982 Eric Floyd, Georgetown (1st Team)
Dan Callandrillo, Seton Hall (3rd Team)
- 1981 Eric Floyd, Georgetown (2nd Team)

UNITED PRESS INTERNATIONAL (38)

- 1996 Ray Allen, Connecticut (1st Team)
Allen Iverson, Georgetown (1st Team)
Kerry Kittles, Villanova (2nd Team)
Doron Sheffer, Connecticut (3rd Team)
John Wallace, Syracuse (3rd Team)
- 1995 Kerry Kittles, Villanova (2nd Team)
Ray Allen, Connecticut (3rd Team)
- 1994 Donyell Marshall, Connecticut (1st Team)
- 1993 Terry Dehere, Seton Hall (2nd Team)
- 1992 Alonzo Mourning, Georgetown (1st Team)
Malik Sealy, St. John's (2nd Team)
- 1991 Billy Owens, Syracuse (1st Team)
Eric Murdock, Providence (2nd Team)
Dikembe Mutombo, Georgetown (3rd Team)
- 1990 Derrick Coleman, Syracuse (1st Team)
Billy Owens, Syracuse (3rd Team)
- 1989 Derrick Coleman, Syracuse (2nd Team)
Charles Smith, Georgetown (2nd Team)
Alonzo Mourning, Georgetown (3rd Team)
- 1988 Sherman Douglas, Syracuse (2nd Team)
Rony Seikaly, Syracuse (3rd Team)
- 1987 Reggie Williams, Georgetown (1st Team)
Mark Jackson, St. John's (2nd Team)
Jerome Lane, Pittsburgh (3rd Team)
- 1986 Walter Berry, St. John's (1st Team)
Dwayne Washington, Syracuse (2nd Team)
- 1985 Patrick Ewing, Georgetown (1st Team)
Chris Mullin, St. John's (1st Team)
Dwayne Washington, Syracuse (2nd Team)
- 1984 Patrick Ewing, Georgetown (1st Team)
Chris Mullin, St. John's (1st Team)
- 1983 Patrick Ewing, Georgetown (2nd Team)
Chris Mullin, St. John's (3rd Team)
- 1982 Eric Floyd, Georgetown (1st Team)
Dan Callandrillo, Seton Hall (3rd Team)
- 1980 Reggie Carter, St. John's (2nd Team)
Roosevelt Bouie, Syracuse (3rd Team)

SPORTING NEWS (44)

- (replaced the UPI Team in 1997)
- 2020 Markus Howard, Marquette (1st Team)
Myles Powell, Seton Hall (1st Team)
- 2019 Markus Howard, Marquette (2nd Team)
- 2018 Jalen Brunson, Villanova (1st Team)
Trevon Bluiett, Xavier (2nd Team)
Mikal Bridges, Villanova (3rd Team)
- 2017 Josh Hart, Villanova (1st Team)
- 2016 Kris Dunn, Providence (2nd Team)
- 2015 Darrun Hilliard, Villanova (Second Team)
- 2014 Doug McDermott, Creighton (First Team)
- 2013 Otto Porter, Georgetown (First Team)
- 2012 Jae Crowder, Marquette (2nd Team)
Kevin Jones, West Virginia (3rd Team)
- 2011 Kemba Walker, Connecticut (1st Team)
Ben Hansbrough, Notre Dame (2nd Team)
- 2010 Scottie Reynolds, Villanova (1st Team)
Wes Johnson, Syracuse (2nd Team)
Luke Harangody, Notre Dame (3rd Team)
- 2009 DeJuan Blair, Pittsburgh (1st Team)
Hasheem Thabeet, Connecticut (2nd Team)
Jerel McNeal, Marquette (2nd Team)
Luke Harangody, Notre Dame (3rd Team)
Sam Young, Pittsburgh (3rd Team)
- 2008 Luke Harangody, Notre Dame (2nd Team)
- 2006 Randy Foye, Villanova (1st Team)
Allan Ray, Villanova (2nd Team)
- 2005 Hakim Warrick, Syracuse (2nd Team)
- 2004 Emeka Okafor, Connecticut (1st Team)
Ryan Gomes, Providence (1st Team)
Hakim Warrick, Syracuse (2nd Team)
Andre Barrett, Seton Hall (3rd Team)
- 2003 Carmelo Anthony, Syracuse (1st Team)
Troy Bell, Boston College (2nd Team)
Mike Sweetney, Georgetown (3rd Team)
- 2002 Caron Butler, Connecticut (2nd Team)
Brandin Knight, Pittsburgh (2nd Team)
- 2001 Troy Murphy, Notre Dame (1st Team)
Troy Bell, Boston College (2nd Team)
Michael Bradley, Villanova (2nd Team)
- 2000 Troy Murphy, Notre Dame (2nd Team)
- 1999 Richard Hamilton, Connecticut (1st Team)
- 1998 Richard Hamilton, Connecticut (2nd Team)
Pat Garrity, Notre Dame (2nd Team)

USBWA (60)

- 2020 Markus Howard, Marquette (1st Team)
Myles Powell, Seton Hall (1st Team)
- 2019 Markus Howard, Marquette (2nd Team)
- 2018 Jalen Brunson, Villanova (1st Team)
Trevon Bluiett, Xavier (2nd Team)
- 2017 Josh Hart, Villanova (1st Team)
- 2016 Kris Dunn, Providence (2nd Team)
- 2014 Doug McDermott, Creighton (1st Team)
- 2013 Otto Porter, Georgetown (First Team)
- 2012 Kevin Jones, West Virginia (2nd Team)
- 2011 Kemba Walker, Connecticut (1st Team)
Ben Hansbrough, Notre Dame (2nd Team)
- 2010 Wes Johnson, Syracuse (1st Team)
Scottie Reynolds, Villanova (1st Team)
Luke Harangody, Notre Dame (2nd Team)
- 2009 DeJuan Blair, Pittsburgh (1st Team)
Luke Harangody, Notre Dame (2nd Team)
Hasheem Thabeet, Connecticut (2nd Team)
- 2008 Luke Harangody, Notre Dame (2nd Team)
A.J. Price, Connecticut (2nd Team)
- 2007 Jeff Green, Georgetown (2nd Team)

All-America Selections

USBWA (CONTINUED)

- 2006 Randy Foye, Villanova (1st Team)
Rudy Gay, Connecticut (2nd Team)
- 2005 Hakim Warrick, Syracuse (2nd Team)
- 2004 Emeka Okafor, Connecticut (1st Team)
Ryan Gomes Providence (1st Team)
- 2003 Carmelo Anthony, Syracuse (2nd Team)
Troy Bell, Boston College (2nd Team)
- 2001 Troy Murphy, Notre Dame (1st Team)
Troy Bell, Boston College (2nd Team)
Michael Bradley, Villanova (2nd Team) 2000
Troy Murphy, Notre Dame (1st Team)
- 1999 Richard Hamilton, Connecticut (1st Team)
- 1998 Richard Hamilton, Connecticut (2nd Team)
Pat Garrity, Notre Dame (3rd Team)
- 1996 Ray Allen, Connecticut (1st Team)
Allen Iverson, Georgetown (1st Team)
Kerry Kittles, Villanova (2nd Team)
John Wallace, Syracuse (2nd Team)
- 1995 Kerry Kittles, Villanova (2nd Team) 1994
Donyell Marshall, Connecticut (1st Team)
- 1992 Alonzo Mourning, Georgetown (1st Team)
Malik Sealy, St. John's (2nd Team)
- 1991 Billy Owens, Syracuse (1st Team)
Eric Murdock, Providence (2nd Team)
- 1990 Derrick Coleman, Syracuse (1st Team)
- 1988 Rony Seikaly, Syracuse (2nd Team)
Jerome Lane, Pittsburgh (2nd Team)
- 1987 Reggie Williams, Georgetown (1st Team)
Mark Jackson, St. John's (2nd Team)
- 1986 Walter Berry, St. John's (1st Team)
- 1985 Patrick Ewing, Georgetown (1st Team)
Chris Mullin, St. John's (1st Team)
Dwayne Washington, Syracuse (2nd Team)
- 1984 Patrick Ewing, Georgetown (1st Team)
Chris Mullin, St. John's (2nd Team)
- 1983 Patrick Ewing, Georgetown
- 1982 Eric Floyd, Georgetown
- 1980 Reggie Carter, St. John's

NATIONAL ASSOCIATION OF BASKETBALL COACHES (86)

- 2020 Markus Howard, Marquette (1st Team)
Myles Powell, Seton Hall (2nd Team)
- 2019 Markus Howard, Marquette (2nd Team)
- 2018 Jalen Brunson, Villanova (First Team)
Trevon Bluiett, Xavier (Second Team)
Mikal Bridges, Villanova (Third Team)
- 2016 Kris Dunn, Providence (2nd Team)
- 2014 Doug McDermott, Creighton (1st Team)
- 2013 Otto Porter, Georgetown (1st Team)
- 2012 Kevin Jones, West Virginia (2nd Team)
Jae Crowder, Marquette (3rd Team)
- 2011 Kemba Walker, Connecticut (1st Team)
Ben Hansbrough, Notre Dame (2nd Team)
- 2010 Wes Johnson, Syracuse (1st Team)
Scottie Reynolds, Villanova (1st Team)
Da'Sean Butler, West Virginia (3rd Team)
Luke Harangody, Notre Dame (3rd Team)
Greg Monroe, Georgetown (3rd Team)
- 2009 Hasheem Thabeet, Conn. (1st Team)
DeJuan Blair, Pittsburgh (2nd Team)
Luke Harangody, Notre Dame (3rd Team)
Jerel McNeal, Marquette (3rd Team)
Terrence Wililams, Louisville (3rd Team)
- 2008 Luke Harangody, Notre Dame (1st Team)
Roy Hibbert, Georgetown (2nd Team)

- 2007 Aaron Gray, Pittsburgh (3rd Team)
Jeff Green, Georgetown (3rd Team)
- 2006 Rudy Gay, Connecticut (1st Team)
Randy Foye, Villanova (1st Team)
Allan Ray, Villanova (2nd Team)
Kevin Pittsnogle, West Virginia (3rd Team)
- 2005 Hakim Warrick, Syracuse (1st Team)
Craig Smith, Boston College (2nd Team)
- 2004 Emeka Okafor, Connecticut (1st Team)
Ryan Gomes, Providence (2nd Team)
Hakim Warrick, Syracuse (3rd Team)
- 2003 Carmelo Anthony, Syracuse (2nd Team)
Mike Sweetney, Georgetown (2nd Team)
Emeka Okafor, Connecticut (3rd Team)
- 2001 Troy Murphy, Notre Dame (1st Team)
Troy Bell, Boston College (2nd Team)
Michael Bradley, Villanova (2nd Team)
- 2000 Troy Murphy, Notre Dame (2nd Team)
Eton Thomas, Syracuse (3rd Team)
- 1999 Richard Hamilton, Connecticut (1st Team)
Tim James, Miami (3rd Team)
Ron Artest, St. John's (3rd Team)
- 1998 Richard Hamilton, Connecticut (2nd Team)
Pat Garrity, Notre Dame (2nd Team)
- 1996 Ray Allen, Connecticut (1st Team)
Allen Iverson, Georgetown (1st Team)
Kerry Kittles, Villanova (1st Team)
John Wallace, Syracuse (2nd Team)
- 1995 Kerry Kittles, Villanova (2nd Team)
Ray Allen, Connecticut (3rd Team)
Lawrence Moten, Syracuse (3rd Team)
- 1994 Donyell Marshall, Connecticut (1st Team)
Bill Curley, Boston College (3rd Team)
- 1993 Terry Dehere, Seton Hall (3rd Team)
- 1992 Alonzo Mourning, Georgetown (2nd Team)
- 1991 Billy Owens, Syracuse (1st Team)
Alonzo Mourning, Georgetown (3rd Team)
Eric Murdock, Providence (3rd Team)
- 1990 Derrick Coleman, Syracuse (1st Team)
Alonzo Mourning, Georgetown (1st Team)
Billy Owens, Syracuse (3rd Team)
- 1989 Derrick Coleman, Syracuse (3rd Team)
Sherman Douglas, Syracuse (3rd Team)
- 1988 Rony Seikaly, Syracuse (2nd Team)
Charles Smith, Pittsburgh (2nd Team)
- 1987 Reggie Williams, Georgetown (1st Team)
Mark Jackson, St. John's (2nd Team)
Jerome Lane, Pittsburgh (3rd Team)
- 1986 Walter Berry, St. John's (1st Team)
Dwayne Washington, Syracuse (3rd Team)
- 1985 Patrick Ewing, Georgetown (1st Team)
Chris Mullin, St. John's (1st Team)
Dwayne Washington, Syracuse (3rd Team)
- 1984 Patrick Ewing, Georgetown (1st Team)
Chris Mullin, St. John's (1st Team)
- 1983 Patrick Ewing, Georgetown (1st Team)
- 1982 Eric Floyd, Georgetown (1st Team)
John Bagley, Boston College (3rd Team)
Dan Callandrillo, Seton Hall (3rd Team)
- 1980 Roosevelt Bouie, Syracuse (3rd Team)

COSIDA ACADEMIC

ALL-AMERICA TEAM (27)

- 2018 Ryan Clement, Creighton (First Team)
Jalen Brunson, Villanova (Second Team)
- 2015 Alex Barlow, Butler (Second Team)
- 2011 Tim Abromaitis, Notre Dame (1st Team)
- 2010 Tim Abromaitis, Notre Dame (1st Team)

- 2009 Alex Ruoff, West Virginia (1st Team)
- 2008 Alex Ruoff, West Virginia (3rd Team)
- 2006 Chris Quinn, Notre Dame (1st Team)
Johannes Herber, West Virginia (1st Team)
- 2005 Johannes Herber, West Virginia (1st Team)
Craig Forth, Syracuse (2nd Team)
- 2004 Emeka Okafor, Connecticut (1st Team)
Craig Forth, Syracuse (3rd Team)
Joe Herber, West Virginia (3rd Team)
- 2003 Emeka Okafor, Connecticut (1st Team)
James Jones, Miami (2nd Team)
- 1998 Pat Garrity, Notre Dame (1st Team)
Damian Owens, West Virginia (2nd Team)
- 1997 Pat Garrity, Notre Dame (1st Team)
- 1994 Arturas Karnishovas, Seton Hall (2nd Team)
- 1987 Harold Jensen, Villanova (1st Team)
- 1986 Harold Jensen, Villanova (1st Team)
Joey David, Pittsburgh (2nd Team)
- 1983 John Pinone, Villanova (1st Team)
- 1982 John Pinone, Villanova
- 1981 Dan Schayes, Syracuse
- 1980 James Sweeney, Boston College

SENIOR CLASS AWARD (5)

- 2020 Markus Howard, Marquette
- 2017 Josh Hart, Villanova
- 2015 Alex Barlow, Butler
- 2014 Doug McDermott, Creighton
- 2010 Da'Sean Butler, West Virginia

OLYMPIANS

- 2016 Carmelo Anthony (Syracuse), Kyle Lowry (Villanova), Jimmy Butler (Marquette)
- 2012 Carmelo Anthony (Syracuse), USA gold medal
Rimas Kaukenas (Seton Hall), Lithuania
Andrew Sullivan (Villanova), Great Britain
- 2008 Carmelo Anthony (Syracuse), USA gold medal
- 2004 Emeka Okafor (Connecticut), Allen Iverson (Georgetown), Carmelo Anthony (Syracuse), USA bronze medal
- 2000 Ray Allen (Connecticut) & Alonzo Mourning (Georgetown), USA gold medal
Andrew Gaze (Seton Hall), Australia
Rowan Barrett (St. John's), Canada
- 1996 Arturas Karnishovas (Seton Hall), Lithuania bronze medal
Andrew Gaze (Seton Hall) Australia
- 1992 Chris Mullin (St. John's) & Patrick Ewing (Georgetown), USA gold medal
Arturas Karnishovas (Seton Hall), Lithuania bronze medal
- 1988 Charles Smith (Georgetown), USA bronze medal
Charles Smith (Pittsburgh), USA bronze medal
Vincente Ithier (Connecticut), Puerto Rico
Ramon Ramos (Seton Hall), Puerto Rico
Andrew Gaze (Seton Hall), Australia
- 1984 Chris Mullin (St. John's) & Patrick Ewing (Georgetown), USA gold medal
Bill Wennington (St. John's), Canada

NCAA FINAL FOUR MVPs

2018	Donte DiVincenzo (Villanova)
2016	Ryan Arcidiacono (Villanova)
2013	Luke Hancock (Louisville)
2011	Kemba Walker (Connecticut)
2004	Emeka Okafor (Connecticut)
2003	Carmelo Anthony (Syracuse)
1999	Richard Hamilton (Connecticut)
1985	Ed Pinckney (Villanova)
1984	Patrick Ewing (Georgetown)

NCAA FINAL FOUR ALL-TOURNAMENT CHOICES

2018	Donte DiVincenzo, Jalen Brunson, Mikal Bridges (Villanova)
2016	Ryan Arcidiacono, Phil Booth, Josh Hart (Villanova)
2013	Luke Hancock, Peyton Siva, Chance Benhanan (Louisville)
2011	Kemba Walker and Jeremy Lamb (Connecticut)
2004	Emeka Okafor, Ben Gordon and Rashad Anderson (Connecticut)
2003	Carmelo Anthony, Gerry McNamara (Syracuse)
1999	Richard Hamilton, Ricky Moore and Khalid El-Amin (Connecticut)
1996	John Wallace, Todd Burgan (Syracuse)
1989	Gerald Greene, John Morton (Seton Hall)
1987	Sherman Douglas and Derrick Coleman (Syracuse)
1985	Ed Pinckney, Dwayne McClain, Harold Jensen and Gary McLain (Villanova); Patrick Ewing (Georgetown)
1984	Patrick Ewing and Michael Graham (Georgetown)
1982	Patrick Ewing and Eric Floyd (Georgetown)

NIT MOST VALUABLE PLAYERS

2007	Frank Young, West Virginia
2003	Marcus Hatten, St. John's
1989	Jayson Williams, St. John's
1988	Phil Gamble, Connecticut

NCAA REGIONAL ALL-TOURNAMENT CHOICES

2018	East	Boston	Jalen Brunson (MOP), Eric Paschall, Omari Spellman (Villanova)
2017	West	San Jose	Trevon Bluiett, J.P. Macura (Xavier)
2016	South	Louisville	Kris Jenkins (MOP), Ryan Arcidiacono, Josh Hart, Daniel Ochefu (Villanova)
2013	Midwest	Indianapolis	Russ Smith (MOP), Peyton Siva, Gorgui Dieng (Louisville)
2012	East	Boston	Scoop Jardine (Syracuse)
	West	Phoenix	Chane Behanan (MVP), Gorgui Dieng and Peyton Siva (Louisville)
2011	West	Anaheim	Kemba Walker (MVP) and Jeremy Lamb, Connecticut
2010	East	Syracuse	Joe Mazzulla (MVP), Da'Sean Butler (West Virginia)
2009	East	Boston	Scottie Reynolds (MVP), Dwayne Anderson and Dante Cunningham (Villanova); DeJuan Blair and Sam Young (Pittsburgh)
	Midwest	Indianapolis	Earl Clark, Louisville
	South	Memphis	Jonny Flynn, Syracuse
	West	Glendale	A.J. Price (MVP) and Kemba Walker (Connecticut)
2008	East	Charlotte	Earl Clark (Louisville), Jerry Smith (Louisville)
2007	East	East Rutherford	Ray Hibbert (Georgetown), Jeff Green (Georgetown), DaJuan Summers (Georgetown)
2006		Washington D.C.	Rudy Gay (Connecticut) and Marcus Williams (Connecticut)
		Minneapolis	Randy Foye (Villanova)
2005		Syracuse	Randy Foye (Villanova)
		Albuquerque	Kevin Pittsnogle and Patrick Beilein (West Virginia)
2004		Phoenix	Ben Gordon, Rashad Anderson and Emeka Okafor (Connecticut)
2003	East	Albany	Carmelo Anthony and Hakim Warrick (Syracuse)
	South	San Antonio	Emeka Okafor (Connecticut)
2002	East	Syracuse	Caron Butler and Tony Robertson (Connecticut)
1999	West	Phoenix	Richard Hamilton, Ricky Moore and Kevin Freeman (Connecticut)
	South	Knoxville	Erick Barkley and Lavor Postell (St. John's)
1998	East	Greensboro	Richard Hamilton and Khalid El-Amin (Connecticut)
1997	Southeast	Birmingham	God Shammgod and Jamel Thomas (Providence)
1996	East	Atlanta	Allen Iverson (Georgetown)
	West	Denver	John Wallace and Otis Hill (Syracuse)
1995	West	Oakland	Ray Allen and Donny Marshall (Connecticut)
	Southeast	Birmingham	Allen Iverson (Georgetown)
1994	East	Miami	Bill Curley and Howard Easley (Boston College)
	West	Los Angeles	Lawrence Moten and Adrian Autry (Syracuse)
1993	None		
1992	East	Philadelphia	Gordon Winchester (Seton Hall)
1991	Midwest	Pontiac	Malik Sealy and Jason Buchanan (St. John's)
	West	Seattle	Terry Dehere (Seton Hall)
1990	East	E. Rutherford	Chris Smith and Tate George (Connecticut)
1989	West	Denver	Andrew Gaze (MVP), Daryll Walker and Gerald Greene (Seton Hall)
	Midwest	Minneapolis	Sherman Douglas and Billy Owens (Syracuse)
	East	E. Rutherford	Charles Smith and Alonzo Mourning (Georgetown)
1988	Southeast	Birmingham	Doug West and Kenny Wilson (Villanova)
1987	Southeast	Louisville	Billy Donovan (MVP), Darryl Wright and Steve Wright (Providence); Reggie Williams (Georgetown)
	East	E. Rutherford	Rony Seikaly (MVP), Sherman Douglas and Derrick Coleman (Syracuse)
1986	None		
1985	East	Providence	Patrick Ewing (MVP) and David Wingate (Georgetown)
	West	Denver	Chris Mullin (MVP) and Walter Berry (St. John's)
	Midwest	Dallas	Michael Adams (Boston College)
	Southeast	Birmingham	Ed Pinckney (MVP) and Harold Pressley (Villanova)
1984	West	Los Angeles	Patrick Ewing (MVP) and Michael Graham (Georgetown)
1983	Midwest	Kansas City	John Pinone (Villanova)
	West	Ogden	Jay Murphy and Michael Adams (Boston College)
1982	East	Raleigh	John Pinone and Ed Pinckney (Villanova)
	Midwest	St. Louis	John Bagley (Boston College)
	West	Provo	Eric Floyd (MVP) and Patrick Ewing (Georgetown)
1981	Midwest	Bloomington	John Bagley (Boston College)
1980	East	Philadelphia	Eric Floyd, Craig Shelton and John Duren (Georgetown)

BIG EAST in the NBA

PLAYERS FROM BIG EAST SCHOOLS IN THE NBA

Player	School	Current Team
Ryan Arcidiacono	Villanova (2012-16)	Chicago Bulls
Jimmy Butler +	Marquette (2007-11)	Miami Heat
Mikal Bridges +	Villanova (2014-18)	Phoenix Suns
Jalen Brunson	Villanova (2015-18)	Dallas Mavericks
Jae Crowder	Marquette (2010-12)	Phoenix Suns
Donte DiVincenzo +	Villanova (2016-18)	Sacramento Kings
Andre Drummond	Connecticut (2011-12)	Cleveland Cavaliers
Kris Dunn +	Providence (2013-16)	Atlanta Hawks
Henry Ellenson +	Marquette (2015-16)	Toronto Raptors
Rudy Gay	Connecticut (2004-06)	San Antonio Spurs
Jeff Green +	Georgetown (2004-07)	Brooklyn Nets
Moe Harkless +	St. John's (2011-12)	Miami Heat
Josh Hart +	Villanova (2013-17)	New Orleans Pelicans
Gordon Hayward +	Butler (2008-10)	Charlotte Hornets
Markus Howard	Marquette (2016-20)	Denver Nuggets
Kyle Korver	Creighton (1999-2003)	Milwaukee Bucks
Jeremy Lamb	Connecticut (2010-12)	Indiana Pacers
Kyle Lowry +	Villanova (2004-06)	Toronto Raptors
Naji Marshall	Xavier (2017-20)	New Orleans Pelicans
Kelan Martin	Butler (2014-18)	Indiana Pacers
Wesley Matthews	Marquette (2005-09)	Los Angeles Lakers
Doug McDermott +	Creighton (2010-14)	Indiana Pacers
Sean McDermott	Butler (2016-20)	Memphis Grizzlies
Shabazz Napier	Connecticut (2010-14)	Washington Wizards
Eric Paschall	Villanova (2016-19)	Minn. Timberwolves
Otto Porter +	Georgetown (2011-13)	Chicago Bulls
Myles Powell	Seton Hall (2016-20)	New York Knicks
JaKarr Sampson	St. John's (2012-14)	Indiana Pacers
Omari Spellman	Villanova (2017-18)	New York Knicks
Edmond Sumner	Xavier (2015-17)	Indiana Pacers
Kemba Walker	Connecticut (2008-11)	Boston Celtics

+ First Round Draft Pick



Kyle Lowry, Toronto Raptors

BIG EAST NBA CHAMPIONS

The following BIG EAST alumni have captured championship rings in the National Basketball Association.

Player (School)	Team	Season
Kyle Lowry (Villanova '06)	Toronto Raptors	2019
James Jones (Miami '03)	Cleveland Cavaliers	2016
	Miami Heat	2013
	Miami Heat	2012
Caron Butler (Connecticut '02)	Dallas Mavericks	2011
Dominique Jones (USF '09)	Dallas Mavericks	2011
Ron Artest (St. John's '99)	Los Angeles Lakers	2010
Ray Allen (Connecticut '96)	Boston Celtics	2008
James White (Cincinnati '06)	San Antonio Spurs	2007
Alonzo Mourning (Georgetown '92)	Miami Heat	2006
Richard Hamilton (Connecticut '99)	Detroit Pistons	2004
John Celestand (Villanova '99)	Los Angeles Lakers	2000
Travis Knight (Connecticut '96)	Los Angeles Lakers	2000
Jaren Jackson (Georgetown '89)	San Antonio Spurs	1999
Andrew Gaze (Seton Hall)	San Antonio Spurs	1999
Scott Burrell (Connecticut '93)	Chicago Bulls	1998
Dickey Simpkins (Providence '94)	Chicago Bulls	1998
	Chicago Bulls	1997
	Chicago Bulls	1996
Bill Wennington (St. John's '85)	Chicago Bulls	1998
	Chicago Bulls	1997
	Chicago Bulls	1996
Otis Thorpe (Providence '84)	Houston Rockets	1994

NBA Draft Selections

Boston College (12), Cincinnati (2), Connecticut (32), Creighton (3), DePaul (3), Georgetown (30), Louisville (4), Marquette (6), Miami (4), Notre Dame (4), Pittsburgh (13), Providence (20), Rutgers (2), St. John's (28), Seton Hall (10), USF (2), Syracuse (35), Villanova (31), West Virginia (4), Xavier (2). Total: 246.

2020

Round	Player (School)	Drafted By:
1st	Saddiq Bey (Villanova)	Detroit Pistons
2nd	Paul Reed (DePaul)	Philadelphia 76ers

2019

Round	Player (School)	Drafted By:
2nd	Eric Paschall (Villanova)	Golden State Warriors

2018

Round	Player (School)	Drafted By:
1st	Mikal Bridges (Villanova)	Philadelphia 76ers (traded to Phoenix Suns)
1st	Donte DiVincenzo (Villanova)	Milwaukee Bucks
1st	Omari Spellman (Villanova)	Atlanta Hawks
2nd	Jalen Brunson (Villanova)	Dallas Mavericks
2nd	Khyri Thomas (Creighton)	Philadelphia 76ers (traded to Detroit Pistons)

2017

Round	Player (School)	Drafted By:
1st	Justin Patton (Creighton)	Chicago Bulls (traded to Minnesota Timberwolves)
1st	Josh Hart (Villanova)	Utah Jazz (traded to L.A. Lakers)
2nd	Edmond Sumner (Xavier)	New Orleans Pelicans (traded to Indiana Pacers)

2016

Round	Player (School)	Drafted By:
1st	Kris Dunn (Providence)	Minnesota Timberwolves
1st	Henry Ellenson (Marquette)	Detroit Pistons
2nd	Isaiah Whitehead (Seton Hall)	Utah Jazz (traded to Brooklyn Nets)
2nd	Ben Bentil (Providence)	Boston Celtics

2015

Round	Player (School)	Drafted By:
2nd	Darrun Hilliard (Villanova)	Detroit Pistons
2nd	Sir'Dominic Pointer (St. John's)	Cleveland Cavaliers

2014

Round	Player (School)	Drafted By:
1st	Doug McDermott (Creighton)	Denver Nuggets (traded to Chicago Bulls)
2nd	Semaj Christon (Xavier)	Miami Heat (traded to Oklahoma City Thunder)

2013

Round	Player (School)	Drafted By:
1st	Otto Porter (Georgetown)	Washington Wizards
1st	Michael Carter-Williams (Syracuse)	Philadelphia 76ers
1st	Steven Adams (Pittsburgh)	Oklahoma City Thunder
1st	Gorgui Dieng (Louisville)	Utah Jazz
2nd	Ricky Ledo (Providence)	Dallas Mavericks
2nd	Peyton Siva (Louisville)	Detroit Pistons

2012

Round	Player (School)	Drafted By:
1st	Dion Waiters (Syracuse)	Cleveland Cavaliers
1st	Andre Drummond (Connecticut)	Detroit Pistons
1st	Jeremy Lamb (Connecticut)	Houston Rockets
1st	Moe Harkless (St. John's)	Philadelphia 76ers
1st	Fab Melo (Syracuse)	Boston Celtics

2nd	Jae Crowder (Marquette)	Cleveland Cavaliers (traded to Dallas Mavericks)
2nd	Kris Joseph (Syracuse)	Boston Celtics
2nd	Darius Johnson-Odom (Marquette)	Dallas Mavericks

2011

Round	Player (School)	Drafted By:
1st	Kemba Walker (Connecticut)	Charlotte Bobcats
1st	Marshon Brooks (Providence)	Boston Celtics (traded to New Jersey Nets)
1st	Jimmy Butler (Marquette)	Chicago Bulls

2010

Round	Player (School)	Drafted By:
1st	Wes Johnson (Syracuse)	Minnesota Timberwolves
1st	Greg Monroe (Georgetown)	Detroit Pistons
1st	Dominique Jones (USF)	Memphis Grizzlies (traded to Dallas Mavericks)
1st	Lazar Hayward (Marquette)	Washington Wizards (traded to Minnesota Timberwolves)
2nd	Andy Rautins (Syracuse)	New York Knicks
2nd	Lance Stephenson (Cincinnati)	Indiana Pacers
2nd	Da'Sean Butler (West Virginia)	Miami Heat
2nd	Devin Ebanks (West Virginia)	Los Angeles Lakers
2nd	Luke Harangody (Notre Dame)	Boston Celtics
2nd	Hamady Ndiaye (Rutgers)	Minnesota Timberwolves (traded to Washington Wizards)
2nd	Stanley Robinson (Connecticut)	Orlando Magic

2009

Round	Player (School)	Drafted By:
1st	Hasheem Thabeet (Connecticut)	Memphis Grizzlies
1st	Jonny Flynn (Syracuse)	Minnesota Timberwolves
1st	Terrence Williams (Louisville)	New Jersey Nets
1st	Earl Clark (Louisville)	Phoenix Suns
2nd	Dante Cunningham (Villanova)	Portland Trailblazers
2nd	DaJuan Summers (Georgetown)	Detroit Pistons
2nd	Sam Young (Pittsburgh)	Memphis Grizzlies
2nd	DeJuan Blair (Pittsburgh)	San Antonio Spurs
2nd	A.J. Price (Connecticut)	Indiana Pacers

2008

Round	Player (School)	Drafted By:
1st	Joe Alexander (West Virginia)	Milwaukee Bucks
1st	Roy Hibbert (Georgetown)	Toronto Raptors (traded to Indiana Pacers)
1st	Donte Greene (Syracuse)	Memphis Grizzlies
2nd	Patrick Ewing Jr. (Georgetown)	Sacramento Kings (traded to Houston Rockets)

2007

Round	Player (School)	Drafted By:
1st	Jeff Green (Georgetown)	Boston Celtics (traded to Seattle Supersonics)
1st	Wilson Chandler (DePaul)	New York Knicks
2nd	Aaron Gray (Pittsburgh)	Chicago Bulls
2nd	Demetris Nichols (Syracuse)	Portland Trail Blazers (traded to New York Knicks)
2nd	Herbert Hill (Providence)	Utah Jazz (traded to Philadelphia 76ers)
2nd	Sammy Mejia (DePaul)	Detroit Pistons

NBA Draft Selections



2006

Round	Player (School)
1st	Randy Foye (Villanova)
1st	Rudy Gay (Connecticut)
1st	Hilton Armstrong (Connecticut)
1st	Quincy Douby (Rutgers)
1st	Marcus Williams (Connecticut)
1st	Josh Boone (Connecticut)
1st	Kyle Lowry (Villanova)
2nd	James White (Cincinnati)
2nd	Steve Novak (Marquette)
2nd	Solomon Jones (USF)
2nd	Denham Brown (Connecticut)

Drafted By:
 Boston Celtics
 (traded to Minnesota Timberwolves via Portland Houston Rockets
 (traded to Memphis Grizzlies)
 New Orleans/Oklahoma City Hornets
 Sacramento Kings
 New Jersey Nets
 New Jersey Nets
 Memphis Grizzlies
 Portland Trail Blazers
 (traded to Indiana Pacers)
 Houston Rockets
 Atlanta Hawks
 Seattle SuperSonics

2005

Round	Player (School)
1st	Charlie Villanueva (Connecticut)
1st	Hakim Warrick (Syracuse)
2nd	Chris Taft (Pittsburgh)
2nd	Ryan Gomes (Providence)

Drafted By:
 Toronto Raptors
 Memphis Grizzlies
 Golden State Warriors
 Boston Celtics

2004

Round	Player (School)
1st	Emeka Okafor (Connecticut)
1st	Ben Gordon (Connecticut)
2nd	Marcus Douthit (Providence)

Drafted By:
 Charlotte Bobcats
 Chicago Bulls
 Los Angeles Lakers

2003

Round	Player (School)
1st	Carmelo Anthony (Syracuse)
1st	Mike Sweetney (Georgetown)
1st	Troy Bell (Boston College)
2nd	James Jones (Miami)

Drafted By:
 Denver Nuggets
 New York Knicks
 Boston Celtics
 (traded to Memphis Grizzlies)
 Indiana Pacers

2002

Round	Player (School)
1st	Caron Butler (Connecticut)
1st	Ryan Humphrey (Notre Dame)
1st	John Salmons (Miami)

Drafted By:
 Miami Heat
 Utah Jazz
 (traded to Orlando Magic)
 San Antonio Spurs
 (traded to Philadelphia 76ers)

2001

Round	Player (School)
1st	Eddie Griffin (Seton Hall)
1st	Troy Murphy (Notre Dame)
1st	Michael Bradley (Villanova)
1st	Samuel Dalembert (Seton Hall)
2nd	Omar Cook (St. John's)
2nd	Damon Brown (Syracuse)
2nd	Ruben Boumtje-Boumtje (Georgetown)

Drafted By:
 New Jersey Nets
 Golden State Warriors
 Toronto Raptors
 Philadelphia 76ers
 Orlando Magic
 Philadelphia 76ers
 Portland Trail Blazers

2000

Round	Player (School)
1st	Etan Thomas (Syracuse)
1st	Erick Barkley (St. John's)
2nd	Jake Voskuhl (Connecticut)
2nd	Khalid El-Amin (Connecticut)
2nd	Lavor Postell (St. John's)
2nd	Jason Hart (Syracuse)

Drafted By:
 Dallas Mavericks
 Portland Trail Blazers
 Chicago Bulls
 Chicago Bulls
 New York Knicks
 Milwaukee Bucks

1999

Round	Player (School)
1st	Richard Hamilton (Connecticut)
1st	Ron Artest (St. John's)
1st	Tim James (Miami)
1st	Vonteevo Cummings (Pittsburgh)
2nd	John Celestand (Villanova)

Drafted By:
 Washington Wizards
 Chicago Bulls
 Miami Heat
 Indiana Pacers
 (traded to Golden State)
 Los Angeles Lakers

1998

Round	Player (School)
1st	Pat Garrity (Notre Dame)
1st	Felipe Lopez (St. John's)
2nd	Jahidi White (Georgetown)

Drafted By:
 Milwaukee Bucks
 (traded to Phoenix)
 San Antonio Spurs
 (traded to Vancouver)
 Washington Wizards

1997

Round	Player (School)
1st	Tim Thomas (Villanova)
1st	Austin Croshere (Providence)
2nd	Jason Lawson (Villanova)
2nd	Gordon Malone (West Virginia)
2nd	God Shammgod (Providence)
2nd	Alvin Williams (Villanova)
2nd	Mark Blount (Pittsburgh)

Drafted By:
 New Jersey Nets
 Indiana Pacers
 Denver Nuggets
 Minnesota Timberwolves
 Washington Wizards
 Portland Trail Blazers
 Seattle SuperSonics

1996

Round	Player (School)
1st	Allen Iverson (Georgetown)
1st	Ray Allen (Connecticut)
1st	Kerry Kittles (Villanova)
1st	John Wallace (Syracuse)
1st	Jerome Williams (Georgetown)
1st	Travis Knight (Connecticut)
2nd	Othella Harrington (Georgetown)
2nd	Doron Sheffer (Connecticut)

Drafted By:
 Philadelphia 76ers
 Minnesota Timberwolves
 New Jersey Nets
 New York Knicks
 Detroit Pistons
 Chicago Bulls
 Houston Rockets
 Los Angeles Clippers

1995

Round	Player (School)
1st	Eric Williams (Providence)
2nd	Lawrence Moten (Syracuse)
2nd	Donny Marshall (Connecticut)
2nd	Constantin Popa (Miami)
2nd	Troy Brown (Providence)
2nd	Don Reid (Georgetown)

Drafted By:
 Boston Celtics
 Vancouver Grizzlies
 Cleveland Cavaliers
 Los Angeles Clippers
 Atlanta Hawks
 Detroit Pistons

1994

Round	Player (School)
1st	Donyell Marshall (Connecticut)
1st	Eric Mobley (Pittsburgh)
1st	Dickey Simpkins (Providence)
1st	Bill Curley (Boston College)
2nd	Howard Easley (Boston College)
2nd	Michael Smith (Providence)
2nd	Shawnelle Scott (St. John's)

Drafted By:
 Minnesota Timberwolves
 Milwaukee Bucks
 Chicago Bulls
 San Antonio Spurs
 Minnesota Timberwolves
 Sacramento Kings
 Portland Trail Blazers

1993

Round	Player (School)
1st	Terry Dehere (Seton Hall)
1st	Luther Wright (Seton Hall)
1st	Scott Burrell (Connecticut)
2nd	Conrad McRae (Syracuse)

Drafted By:
 Los Angeles Clippers
 Utah Jazz
 Charlotte Hornets
 Washington Bullets

1992

Round	Player (School)
1st	Alonzo Mourning (Georgetown)
1st	Malik Sealy (St. John's)
1st	Dave Johnson (Syracuse)

Drafted By:
 Charlotte Hornets
 Indiana Pacers
 Portland Trail Blazers

NBA Draft Selections

2nd Chris Smith (Connecticut)
 2nd Robert Werdann (St. John's)
 2nd Darren Morningstar (Pittsburgh)

1991

Round Player (School)
 1st Billy Owens (Syracuse)
 1st Dikembe Mutombo (Georgetown)
 1st Anthony Avent (Seton Hall)
 1st Eric Murdock (Providence)
 1st LeRon Ellis (Syracuse)

1990

Round Player (School)
 1st Derrick Coleman (Syracuse)
 1st Tate George (Connecticut)
 1st Jayson Williams (St. John's)
 2nd Abdul Shamsid-Deen (Providence)

1989

Round Player (School)
 1st Dana Barros (Boston College)
 1st John Morton (Seton Hall)
 2nd Sherman Douglas (Syracuse)
 2nd Cliff Robinson (Connecticut)
 2nd Doug West (Villanova)

1988

Round Player (School)
 1st Charles Smith (Pittsburgh)
 1st Rony Seikaly (Syracuse)
 1st Mark Bryant (Seton Hall)
 1st Jerome Lane (Pittsburgh)
 2nd Shelton Jones (St. John's)

1987

Round Player (School)
 1st Reggie Williams (Georgetown)
 1st Mark Jackson (St. John's)
 3rd Willie Glass (St. John's)
 3rd Billy Donovan (Providence)
 6th Howard Triche (Syracuse)
 6th Harold Jensen (Villanova)

1986

Round Player (School)
 1st Dwayne Washington (Syracuse)
 1st Walter Berry (St. John's)
 1st Harold Pressley (Villanova)
 2nd Rafael Addison (Syracuse)
 2nd David Wingate (Georgetown)
 2nd Michael Jackson (Georgetown)
 3rd Wendell Alexis (Syracuse)
 3rd Ron Rowan (St. John's)
 5th Dominic Pressley (Boston College)
 5th Earl Kelley (Connecticut)
 6th Chuck Everson (Villanova)
 6th Andre McCloud (Seton Hall)
 7th Ralph Dalton (Georgetown)

1985

Round Player (School)
 1st Patrick Ewing (Georgetown)
 1st Chris Mullin (St. John's)
 1st Ed Pinckney (Villanova)
 1st Bill Wennington (St. John's)
 2nd Bill Martin (Georgetown)
 2nd Dwayne McClain (Villanova)
 3rd Michael Adams (Boston College)
 5th Ray Knight (Providence)
 6th Stu Primus (Boston College)
 7th Gary McLain (Villanova)

Minnesota Timberwolves
 Denver Nuggets
 Boston Celtics

Drafted By:
 Sacramento Kings
 Denver Nuggets
 Atlanta Hawks
 Utah Jazz
 Los Angeles Clippers

Drafted By:
 New Jersey Nets
 New Jersey Nets
 Phoenix Suns
 Dallas Mavericks

Drafted By:
 Seattle Supersonics
 Cleveland Cavaliers
 Miami Heat
 Portland Trail Blazers
 Minnesota Timberwolves

Drafted By:
 Philadelphia 76ers
 Miami Heat
 Portland Trail Blazers
 Denver Nuggets
 San Antonio Spurs

Drafted By:
 Los Angeles Clippers
 New York Knicks
 Los Angeles Lakers
 Utah Jazz
 New York Knicks
 Cleveland Cavaliers

Drafted By:
 New Jersey Nets
 Portland Trail Blazers
 Sacramento Kings
 Phoenix Suns
 Philadelphia 76ers
 New York Knicks
 Golden State Warriors
 Philadelphia 76ers
 Seattle Supersonics
 San Antonio Spurs
 Utah Jazz
 Philadelphia 76ers
 Cleveland Cavaliers

Drafted By:
 New York Knicks
 Golden State Warriors
 Phoenix Suns
 Dallas Mavericks
 Indiana Pacers
 Indiana Pacers
 Sacramento Kings
 Milwaukee Bucks
 Indiana Pacers
 New Jersey Nets

1984

Round Player (School)
 1st Otis Thorpe (Providence)
 2nd Jay Murphy (Boston College)
 3rd Jeff Allen (St. John's)
 5th Gene Smith (Georgetown)
 6th Clyde Vaughan (Pittsburgh)
 7th Sean Kerins (Syracuse)
 8th Frank Dobbs (Villanova)
 9th Fred Brown (Georgetown)
 10th Martin Clark (Boston College)

Drafted By:
 Kansas City Kings
 Golden State Warriors
 Kansas City Kings
 Indiana Pacers
 Indiana Pacers
 New Jersey Nets
 Philadelphia 76ers
 Atlanta Hawks
 Philadelphia 76ers

1983

Round Player (School)
 1st Leo Rautins (Syracuse)
 2nd Stewart Granger (Villanova)
 2nd John Garriss (Boston College)
 2nd David Russell (St. John's)
 2nd Kevin Williams (St. John's)
 3rd Erich Santifer (Syracuse)
 3rd John Pinone (Villanova)
 3rd Bruce Kuczenski (Connecticut)
 3rd Billy Goodwin (St. John's)
 4th Ron Crevier (Boston College)
 7th Ron Jackson (Providence)
 7th Tony Bruin (Syracuse)
 7th Mike Mulquin (Villanova)
 8th Trent Johnson (Pittsburgh)
 8th Bob Kelly (St. John's)

Drafted By:
 Philadelphia 76ers
 Cleveland Cavaliers
 Cleveland Cavaliers
 Denver Nuggets
 San Antonio Spurs
 Detroit Pistons
 Atlanta Hawks
 New Jersey Nets
 Milwaukee Bucks
 Chicago Bulls
 Boston Celtics
 Philadelphia 76ers
 Phoenix Suns
 Boston Celtics
 Milwaukee Bucks

1982

Round Player (School)
 1st John Bagley (Boston College)
 1st Eric Floyd (Georgetown)
 3rd Corny Thompson (Connecticut)
 4th Chuck Aleksinas (Connecticut)
 4th Eric Smith (Georgetown)
 5th Mike McKay (Connecticut)
 5th Aaron Howard (Villanova)
 5th Howard McNeil (Seton Hall)
 8th Dan Callandrillo (Seton Hall)
 9th Ed Spriggs (Georgetown)

Drafted By:
 Cleveland Cavaliers
 New Jersey Nets
 Dallas Mavericks
 Chicago Bulls
 Portland Trail Blazers
 Utah Jazz
 New York Knicks
 Los Angeles Lakers
 Houston Rockets
 Boston Celtics

1981

Round Player (School)
 1st Dan Schayes (Syracuse)
 3rd Wayne McKoy (St. John's)
 4th Eddie Moss (Syracuse)
 4th Alex Bradley (Villanova)
 7th Tom Sienkiewicz (Villanova)
 8th Curtis Redding (St. John's)
 8th Frank Gilroy (St. John's)
 9th Rudy Williams (Providence)
 10th Mike Frazier (Georgetown)

Drafted By:
 Utah Jazz
 New York Knicks
 Dallas Mavericks
 New York Knicks
 Seattle Supersonics
 Denver Nuggets
 Philadelphia 76ers
 New Jersey Nets
 Atlanta Hawks

1980

Round Player (School)
 1st John Duren (Georgetown)
 2nd Craig Shelton (Georgetown)
 2nd Louis Orr (Syracuse)
 2nd Roosevelt Bouie (Syracuse)
 6th Bernard Rencher (St. John's)
 8th Al Dutch (Georgetown)
 10th John Nolan (Providence)

Drafted By:
 Utah Jazz
 Atlanta Hawks
 Indiana Pacers
 Dallas Mavericks
 Chicago Bulls
 Seattle Supersonics
 Boston Celtics

Attendance History

BIG EAST TOTAL ATTENDANCE:

ALL HOME GAMES

(CONFERENCE AND NON-CONFERENCE)

BUTLER

	Total	Avg.	Games
2014	116,816	7,788	(15 games) — 59th
2015	117,970	7,373	(16 games) — 66th
2016	130,637	8,164	(16 games) — 58th
2017	133,724	8,357	(16 games) — 57th
2018	145,430	8,554	(17 games) -- 51st
2019	134,702	8,419	(16 games) -- 58th
2020	146,489	8,617	(17 games) — 57th

CREIGHTON

	Total	Avg.	Games
2014	286,329	17,896	(16 games) — 5th
2015	289,808	17,048	(17 games) — 6th
2016	302,887	15,941	(19 games) — 10th
2017	296,013	17,412	(17 games) — 5th
2018	306,000	17,000	(18 games) — 5th
2019	303,629	15,980	(19 games) -- 8th
2020	311,651	17,314	(18 games) — 5th

DEPAUL

	Total	Avg.	Games
2006	138,560	9,897	(14 games) — 43rd
2007	162,320	10,145	(16 games) — 44th
2008	138,927	9,262	(15 games) — 54th
2009	130,380	8,149	(16 games) — 65th
2010	126,760	8,451	(15 games) — 59th
2011	130,486	7,676	(17 games) — 67th
2012	123,832	7,740	(16 games) — 67th
2013	130,574	7,681	(17 games) — 63rd
2013	130,574	7,681	(17 games) — 63rd
2014	108,178	6,363	(17 games) — 80th
2015	99,805	6,238	(16 games) — 83rd
2016	77,190	5,513	(14 games) — 95th
2017	88,610	4,922	(18 games) — 100th
2018	98,354	6,147	(16 games) -- 91st
2019	87,544	3,806	(23 games) -- 127th
2020	93,371	5,187	(18 games) — 98th

GEORGETOWN

	Total	Avg.	Games
1979	43,439	2,896	(15 games)
1980	60,911	3,583	(17 games)
1981	54,566	4,197	(13 games)
1982	146,047	8,591	(17 games) — 45th
1983	179,043	11,936	(14 games) — 14th
1984	134,180	8,386	(16 games) — 45th
1985	174,128	10,883	(16 games) — 26th
1986	119,065	9,159	(13 games) — 35th
1987	139,479	8,717	(16 games) — 40th
1988	128,405	9,172	(14 games) — 41st
1989	173,424	12,387	(14 games) — 22nd
1990	176,920	12,637	(14 games) — 25th
1991	173,906	12,422	(14 games) — 27th
1992	132,284	10,176	(13 games) — 37th
1993	135,861	8,491	(16 games) — 52nd
1994	125,756	8,983	(14 games) — 45th
1995	159,020	12,232	(13 games) — 28th
1996	201,659	12,604	(16 games) — 27th
1997	130,077	9,291	(14 games) — 49th
1998	160,482	10,030	(16 games) — 38th
1999	131,256	8,750	(15 games) — 52nd
2000	131,889	7,758	(17 games) — 66th
2001	139,121	8,695	(16 games) — 56th
2002	139,304	8,194	(17 games) — 55th
2003	149,526	8,796	(17 games) — 50th
2004	134,890	8,431	(16 games) — 60th
2005	133,230	7,837	(17 games) — 69th
2006	143,983	10,284	(14 games) — 40th

2007	177,501	10,441	(17 games) — 41st
2008	207,286	12,955	(16 games) — 24th
2009	205,224	12,827	(16 games) — 26th
2010	192,638	12,040	(16 games) — 29th
2011	177,448	12,675	(14 games) — 25th
2012	180,530	11,283	(16 games) — 35th
2013	185,490	10,911	(17 games) — 33rd
2014	138,724	8,670	(16 games) — 51st
2015	154,076	9,630	(16 games) — 45th
2016	150,945	8,870	(17 games) — 51st
2017	144,143	8,479	(17 games) — 54th
2018	143,093	7,531	(19 games) -- 65th
2019	137,036	7,212	(19 games) -- 70th
2020	142,762	7,931	(18 games) — 66th

MARQUETTE

	Total	Avg.	Games
2006	223,983	13,999	(16 games) — 18th
2007	306,893	15,345	(20 games) — 14th
2008	276,064	16,239	(17 games) — 14th
2009	291,596	16,200	(18 games) — 10th
2010	265,484	15,617	(17 games) — 10th
2011	280,545	15,586	(18 games) — 11th
2012	242,205	15,138	(16 games) — 13th
2013	240,530	15,033	(16 games) — 15th
2014	245,232	15,237	(16 games) — 56th
2015	232,161	13,657	(17 games) — 22nd
2016	252,858	13,308	(19 games) — 21st
2017	233,169	13,715	(17 games) — 19th
2018	246,469	12,323	(20 games) — 26th
2019	296,611	15,611	(19 games) -- 9th
2020	242,324	15,145	(16 games) — 15th

PROVIDENCE

	Total	Avg.	Games
1979	111,844	7,989	(14 games) — 49th
1980	124,983	7,811	(16 games) — 52nd
1981	123,877	7,055	(16 games) — 60th
1982	102,563	6,410	(16 games) — 68th
1983	96,023	6,859	(14 games)
1984	128,766	7,154	(18 games)
1985	108,182	7,212	(15 games)
1986	159,494	7,595	(21 games) — 57th
1987	156,673	9,216	(17 games) — 38th
1988	170,102	10,006	(17 games) — 37th
1989	179,093	10,535	(17 games) — 33rd
1990	182,447	10,732	(17 games) — 30th
1991	211,498	10,525	(20 games) — 33rd
1992	172,476	10,750	(16 games) — 32nd
1993	203,484	10,710	(19 games) — 35th
1994	151,504	10,822	(14 games) — 36th
1995	187,684	10,427	(18 games) — 38th
1996	168,554	10,535	(16 games) — 37th
1997	165,447	11,030	(15 games) — 33rd
1998	142,778	10,198	(14 games) — 36th
1999	150,022	10,001	(15 games) — 38th
2000	132,049	8,253	(16 games) — 59th
2001	151,037	9,440	(16 games) — 49th
2002	130,000	8,125	(16 games) — 59th
2003	157,985	8,777	(18 games) — 52nd
2004	151,451	10,818	(14 games) — 44th
2005	164,235	9,660	(17 games) — 47th
2006	133,583	8,349	(16 games) — 64th
2007	159,798	8,410	(19 games) — 68th
2008	127,907	8,527	(15 games) — 64th
2009	149,585	8,310	(18 games) — 64th
2010	140,920	8,289	(17 games) — 61st
2011	133,815	7,043	(19 games) — 76th
2012	134,007	7,883	(17 games) — 63rd
2013	139,901	7,772	(18 games) — 60th
2014	133,548	8,347	(16 games) — 56th
2015	146,444	8,614	(17 games) — 52nd
2016	164,954	9,703	(17 games) — 44th
2017	152,867	8,492	(18 games) — 53rd

2018	162,315	9,547	(17 games) -- 43rd
2019	171,761	9,542	(18 games) -- 45th
2020	161,029	10,064	(16 games) -- 41st

ST. JOHN'S

	Total	Avg.	Games
1979	54,940	3,232	(17 games)
1980	73,920	4,620	(16 games)
1981	74,625	5,330	(14 games)
1982	85,935	6,610	(13 games)
1983	95,942	7,380	(13 games)
1984	90,989	6,066	(15 games)
1985	118,412	9,109	(13 games) — 38th
1986	111,278	7,948	(14 games) — 50th
1987	129,881	8,659	(15 games) — 42nd
1988	121,597	8,686	(14 games) — 45th
1989	109,163	7,278	(15 games)
1990	154,301	8,121	(19 games) — 62nd
1991	131,093	9,364	(14 games) — 46th
1992	152,064	10,138	(15 games) — 35th
1993	113,365	9,447	(12 games) — 38th
1994	130,922	8,728	(15 games) — 48th
1995	140,295	10,792	(13 games) — 36th
1996	110,300	8,485	(13 games) — 56th
1997	119,664	9,205	(13 games) — 51st
1998	105,910	8,147	(13 games) — 56th
1999	166,838	9,269	(18 games) — 46th
2000	150,252	10,732	(14 games) — 34th
2001	157,129	11,224	(14 games) — 30th
2002	139,484	9,299	(15 games) — 46th
2003	129,384	8,087	(16 games) — 60th
2004	89,042	6,849	(13 games) — 77th
2005	87,417	6,244	(14 games) — 86th
2006	99,355	5,844	(17 games) — 91st
2007	131,477	6,920	(19 games) — 80th
2008	94,183	5,886	(16 games) — 97th
2009	108,350	5,418	(20 games) — 100th
2010	103,820	6,107	(17 games) — 88th
2011	126,466	8,431	(15 games) — 57th
2012	168,560	8,428	(20 games) — 54th
2013	124,608	7,330	(17 games) — 70th
2014	148,614	7,431	(20 games) — 66th
2015	156,732	7,463	(21 games) — 65th
2016	125,002	6,944	(18 games) — 71st
2017	143,632	8,448	(17 games) — 55th
2018	164,415	9,134	(18 games) -- 58th
2019	186,169	9,798	(19 games) -- 42nd
2020	107,181	5,359	(20 games) — 96th

Attendance History

SETON HALL

	Total	Avg.	Games
1979	25,366	2,537	(10 games)
1980	30,996	2,384	(13 games)
1981	29,285	2,440	(12 games)
1982	30,233	2,519	(12 games)
1983	47,363	3,947	(12 games)
1984	57,788	4,128	(14 games)
1985	49,024	3,771	(13 games)
1986	56,372	4,027	(14 games)
1987	75,535	4,721	(16 games)
1988	101,035	6,315	(16 games)
1989	137,750	9,184	(15 games) — 48th
1990	135,275	10,405	(13 games) — 33rd
1991	167,844	10,496	(16 games) — 36th
1992	206,165	12,885	(16 games) — 25th
1993	247,924	13,774	(18 games) — 17th
1994	195,433	13,029	(15 games) — 23rd
1995	171,682	10,099	(17 games) — 40th
1996	146,831	9,789	(15 games) — 43rd
1997	134,747	7,926	(17 games) — 58th
1998	118,851	7,923	(15 games) — 59th
1999	132,506	9,735	(15 games) — 51st
2000	139,340	8,709	(16 games) — 52nd
2001	173,407	10,838	(16 games) — 34th
2002	108,438	8,341	(13 games) — 54th
2003	122,115	7,632	(16 games) — 64th
2004	133,854	8,924	(15 games) — 55th
2005	126,252	7,890	(16 games) — 68th
2006	120,234	7,073	(17 games) — 75th
2007	106,169	6,636	(16 games) — 83rd
2008	122,834	7,226	(17 games) — 79th
2009	116,799	7,300	(16 games) — 74th
2010	127,848	7,103	(18 games) — 75th
2011	119,060	7,937	(15 games) — 62nd
2012	124,935	6,941	(18 games) — 76th
2013	119,588	7,035	(17 games) — 72nd
2014	114,056	6,336	(18 games) — 81st
2015	113,804	7,587	(15 games) — 63rd
2016	113,125	7,070	(16 games) — 67th
2017	111,350	7,953	(14 games) — 62nd
2018	143,766	8,456	(17 games) -- 53rd
2019	127,603	8,507	(15 games) -- 57th
2020	154,924	10,328	(15 games) — 36th

VILLANOVA

	Total	Avg.	Games
1979	11,467	2,293	(5 games)
1980	16,170	2,310	(7 games)
1981	84,067	5,605	(15 games)
1982	75,918	5,423	(14 games)
1983	123,973	8,265	(15 games)
1984	105,352	7,525	(14 games)
1985	91,963	10,218	(9 games) — 32nd
1986	100,166	7,705	(13 games)
1987	117,734	7,358	(16 games) — 60th
1988	105,565	8,120	(13 games) — 55th
1989	116,663	7,778	(15 games) — 63rd
1990	110,540	8,503	(13 games) — 58th
1991	111,693	9,308	(12 games) — 48th
1992	79,470	7,947	(10 games) — 65th
1993	89,368	6,874	(13 games) — 73rd
1994	91,924	6,566	(14 games) — 78th
1995	104,693	8,053	(13 games) — 60th
1996	130,392	9,314	(14 games) — 50th
1997	149,558	9,971	(15 games) — 39th
1998	117,472	8,391	(14 games) — 54th
1999	128,106	8,540	(15 games) — 54th
2000	134,025	7,884	(17 games) — 62nd
2001	109,473	7,298	(15 games) — 70th
2002	139,173	7,325	(19 games) — 66th

2003	111,593	8,584	(13 games) — 54th
2004	111,731	7,449	(15 games) — 70th
2005	132,162	8,260	(16 games) — 60th
2006	126,643	9,742	(13 games) — 42nd
2007	149,884	10,706	(14 games) — 38th
2008	147,570	9,838	(15 games) — 49th
2009	159,876	9,404	(17 games) — 52nd
2010	153,105	10,936	(14 games) — 38th
2011	178,692	10,511	(17 games) — 38th
2012	133,839	8,923	(15 games) — 44th
2013	128,345	8,022	(16 games) — 55th
2014	143,092	8,943	(16 games) — 48th
2015	154,219	9,639	(16 games) — 44th
2016	129,916	8,119	(16 games) — 59th
2017	146,591	9,772	(15 games) — 44th
2018	153,775	11,828	(13 games) — 30th
2019	135,794	9,053	(15 games) -- 49th
2020	169,483	11,299	(15 games) -- 31st


XAVIER

	Total	Avg.	Games
2014	168,127	9,890	(17 games) — 42nd
2015	159,974	9,998	(16 games) — 42nd
2016	164,501	10,281	(16 games) — 41st
2017	164,520	10,282	(16 games) — 38th
2018	188,554	10,475	(18 games) — 39th
2019	180,611	10,034	(18 games) -- 41st
2020	175,281	10,311	(17 games) -- 38th

BIG EAST

	Total	Avg.	Games
1979	519,483	4,557	(114 games)
1980	546,157	5,302	(103 games) — 11th
1981	805,362	7,321	(110 games) — 7th
1982	943,573	8,425	(112 games) — 6th
1983	1,056,576	9,108	(116 games) — 3rd
1984	1,123,689	8,513	(132 games) — 6th
1985	1,318,536	9,840	(134 games) — 4th
1986	1,446,241	10,185	(142 games) — 3rd
1987	1,470,802	9,871	(149 games) — 5th
1988	1,527,612	10,912	(140 games) — 4th
1989	1,746,960	12,109	(146 games) — 2nd
1990	1,733,171	12,120	(143 games) — 3rd
1991	1,678,961	12,345	(136 games) — 2nd
1992	1,670,977	11,523	(145 games) — 2nd
1993	1,746,313	10,914	(160 games) — 2nd
1994	1,661,971	10,863	(152 games) — 4th
1995	1,623,275	11,195	(145 games) — 4th
1996	2,023,380	10,219	(198 games) — 4th
1997	2,029,127	9,803	(207 games) — 4th
1998	1,902,325	9,559	(199 games) — 4th
1999	1,903,782	9,425	(202 games) — 5th
2000	1,955,315	9,052	(216 games) — 5th
2001	2,039,505	8,867	(230 games) — 7th
2002	1,953,961	8,533	(229 games) — 6th
2003	2,107,630	9,409	(224 games) — 6th
2004	2,184,497	9,296	(235 games) — 6th
2005	2,100,088	10,396	(202 games) — 4th
2006	2,814,983	11,039	(255 games) — 4th
2007	3,259,992	11,164	(292 games) — 3rd
2008	2,916,656	10,924	(267 games) — 4th
2009	3,079,561	10,882	(283 games) — 4th
2010	3,138,877	11,014	(285 games) — 4th
2011	3,003,173	11,082	(271 games) — 2nd
2012	3,133,782	10,881	(288 games) — 4th
2013	2,845,803	10,699	(266 games) — 2nd
2014	1,660,570	9,711	(171 games) — 5th
2015	1,694,688	9,853	(172 games) — 5th
2016	1,690,237	9,770	(173 games) — 5th
2017	1,702,400	10,014	(170 games) — 5th
2018	1,846,120	10,371	(178 games) — 5th
2019	1,859,742	9,999	(186 games) — 4th
2020	1,722,029	10,130	(170 games) --- 5th

* Season BIG EAST totals include conference tournament



Creighton ranked fifth nationally in attendance last year.

National Polls



FINAL AP POLLS

- | | | | | | |
|---|---|---|---|--|---|
| <p>1980</p> <ol style="list-style-type: none"> DePaul Louisville LSU Kentucky Oregon State Syracuse Indiana Maryland Notre Dame Ohio State Georgetown St. John's <p>1981</p> <ol style="list-style-type: none"> DePaul Oregon State Virginia LSU Arizona State North Carolina Indiana Kentucky Notre Dame Utah <p>1982</p> <ol style="list-style-type: none"> North Carolina DePaul Virginia Oregon State Missouri Georgetown Minnesota Idaho Memphis State Fresno State <p>1983</p> <ol style="list-style-type: none"> Houston Louisville St. John's Virginia Indiana UNLV UCLA North Carolina Arkansas Missouri Boston College Villanova Georgetown <p>1984</p> <ol style="list-style-type: none"> North Carolina Georgetown Kentucky DePaul Houston Illinois Oklahoma Arkansas UTEP Purdue Syracuse | <p>1985</p> <ol style="list-style-type: none"> Georgetown Michigan St. John's Oklahoma Memphis State Georgia Tech North Carolina Louisiana Tech UNLV Duke <p>1986</p> <ol style="list-style-type: none"> Duke Kansas Kentucky St. John's Michigan Georgia Tech Louisville North Carolina Syracuse Notre Dame Georgetown <p>1987</p> <ol style="list-style-type: none"> UNLV North Carolina Indiana Georgetown DePaul Iowa Purdue Temple Alabama Syracuse Pittsburgh <p>1988</p> <ol style="list-style-type: none"> Temple Arizona Purdue Oklahoma Duke Kentucky North Carolina Pittsburgh Syracuse Michigan <p>1989</p> <ol style="list-style-type: none"> Arizona Georgetown Illinois Oklahoma North Carolina Missouri Syracuse Indiana Duke Michigan Seton Hall | <p>1990</p> <ol style="list-style-type: none"> Oklahoma UNLV Connecticut Michigan State Kansas Syracuse Arkansas Georgetown Georgia Tech Purdue <p>1991</p> <ol style="list-style-type: none"> UNLV Arkansas Indiana North Carolina Ohio State Duke Syracuse Arizona Kentucky Utah Seton Hall St. John's <p>1992</p> <ol style="list-style-type: none"> Duke Kansas Ohio State UCLA Indiana Kentucky UNLV South Calif. Arkansas Arizona Seton Hall Syracuse Georgetown <p>1993</p> <ol style="list-style-type: none"> Indiana Kentucky Michigan North Carolina Arizona Seton Hall Cincinnati Vanderbilt Kansas Duke <p>1994</p> <ol style="list-style-type: none"> North Carolina Arkansas Purdue Connecticut Missouri Duke Kentucky Massachusetts Arizona Louisville Syracuse | <p>1995</p> <ol style="list-style-type: none"> UCLA Kentucky Wake Forest North Carolina Kansas Arkansas Massachusetts Connecticut Villanova Maryland Georgetown Syracuse <p>1996</p> <ol style="list-style-type: none"> Massachusetts Kentucky Connecticut Georgetown Kansas Purdue Cincinnati Texas Tech Wake Forest Villanova Syracuse <p>1997</p> <ol style="list-style-type: none"> Kansas Utah Minnesota North Carolina Kentucky South Carolina UCLA Duke Wake Forest Cincinnati Villanova Boston College <p>1998</p> <ol style="list-style-type: none"> North Carolina Kansas Duke Arizona Kentucky Connecticut Utah Princeton Cincinnati Stanford Syracuse <p>1999</p> <ol style="list-style-type: none"> Duke Michigan State Connecticut Auburn Maryland Utah Stanford Kentucky St. John's Miami | <p>2000</p> <ol style="list-style-type: none"> Duke Michigan State Stanford Arizona Temple Iowa State Cincinnati Ohio State St. John's LSU Syracuse Connecticut Miami <p>2001</p> <ol style="list-style-type: none"> Duke Stanford Michigan State Illinois Arizona North Carolina Boston College Florida Kentucky Iowa State Syracuse Notre Dame Georgetown <p>2002</p> <ol style="list-style-type: none"> Duke Kansas Oklahoma Maryland Cincinnati Gonzaga Arizona Alabama Pittsburgh Connecticut Miami <p>2003</p> <ol style="list-style-type: none"> Kentucky Arizona Oklahoma Pittsburgh Texas Kansas Duke Wake Forest Marquette Florida Syracuse Notre Dame Connecticut | <p>2004</p> <ol style="list-style-type: none"> Stanford Kentucky Gonzaga Oklahoma State Saint Joseph's Duke Connecticut Mississippi State Pittsburgh Wisconsin Syracuse Providence Boston College <p>2005</p> <ol style="list-style-type: none"> Illinois North Carolina Duke Louisville Wake Forest Oklahoma State Kentucky Washington Arizona Gonzaga Syracuse Connecticut Boston College Villanova <p>2006</p> <ol style="list-style-type: none"> Duke Connecticut Villanova Memphis Gonzaga Ohio State Boston College UCLA Texas North Carolina Pittsburgh Syracuse West Virginia Georgetown <p>2007</p> <ol style="list-style-type: none"> Ohio State Kansas Florida North Carolina Memphis Wisconsin UCLA Georgetown Texas A&M Oregon Pittsburgh Louisville Notre Dame Marquette |
|---|---|---|---|--|---|

2008

1. North Carolina
2. Memphis
3. UCLA
4. Kansas
5. Tennessee
6. Wisconsin
7. Texas
8. Georgetown
9. Duke
10. Stanford
13. Louisville
15. Notre Dame
16. Connecticut
17. Pittsburgh
25. Marquette

2009

1. Louisville
2. North Carolina
3. Memphis
4. Pittsburgh
5. Connecticut
6. Duke
7. Oklahoma
8. Michigan State
9. Missouri
10. Gonzaga
11. Villanova
13. Syracuse
23. Marquette

2010

1. Kansas
2. Kentucky
3. Duke
4. Syracuse
5. Ohio State
6. West Virginia
7. Kansas State
8. New Mexico
9. Villanova
10. Purdue
14. Georgetown
18. Pittsburgh

2011

1. Ohio State
2. Kansas
3. Duke
4. Pittsburgh
5. Notre Dame
6. San Diego State
7. North Carolina
8. Texas
9. Connecticut
10. Brigham Young
12. Syracuse
14. Louisville
18. St. John'
22. West Virginia

2012

1. Kentucky
2. Syracuse
3. Missouri
4. North Carolina
5. Michigan State
6. Kansas
7. Ohio State
8. Duke
9. Baylor
10. Florida State
11. Marquette
15. Georgetown
17. Louisville

2013

1. Gonzaga
2. Louisville
3. Kansas
4. Indiana
5. Miami (Fl.)
6. Duke
7. Ohio State
8. Georgetown
9. Michigan State
10. New Mexico
15. Marquette
16. Syracuse
20. Pittsburgh
23. Notre Dame

2014

1. Florida
2. Wichita State
3. Virginia
4. Arizona
5. Louisville
6. Villanova
7. Michigan
8. Duke
9. Iowa State
10. Kansas
16. Creighton

2015

1. Kentucky
2. Villanova
3. Wisconsin
4. Duke
5. Arizona
6. Virginia
7. Gonzaga
8. Notre Dame
9. Iowa State
10. Kansas
22. Georgetown
24. Butler

2016

1. Kansas
2. Michigan State
3. North Carolina
4. Virginia
5. Oregon
6. Villanova
7. Oklahoma
8. West Virginia
9. Xavier
10. Kentucky
20. Seton Hall

2017

1. Villanova
2. Gonzaga
3. Kansas
4. Arizona
5. Kentucky
6. North Carolina
7. Duke
8. UCLA
9. Oregon
10. Louisville
21. Butler

2018

1. Virginia
2. Villanova
3. Xavier
4. Kansas
5. Michigan State
6. Cincinnati
7. Michigan
8. Gonzaga
9. Duke
10. North Carolina

2019

1. Duke
2. Virginia
3. North Carolina
4. Gonzaga
5. Michigan State
6. Tennessee
7. Kentucky
8. Michigan
9. Texas Tech
10. Florida State
23. Villanova

2020

1. Kansas
2. Gonzaga
3. Dayton
4. Florida State
5. Baylor
6. San Diego State
7. Creighton
8. Kentucky
9. Michigan State
10. Villanova
15. Seton Hall
23. Butler

FINAL UPI POLLS

1980

1. DePaul
2. LSU
3. Kentucky
4. Louisville
5. Oregon State
6. Syracuse
7. Indiana
8. Maryland
9. Ohio State
10. Georgetown
13. St. John's

1981

1. DePaul
2. Oregon State
3. Virginia
4. LSU
5. Arizona State
6. North Carolina
7. Indiana
8. Kentucky
9. Notre Dame
10. Utah

1982

1. North Carolina
2. DePaul
3. Virginia
4. Oregon State
5. Missouri
6. Minnesota
7. Georgetown
8. Idaho
9. Memphis State
10. Fresno State

1983

1. Houston
2. Louisville
3. St. John's
4. Virginia
5. Indiana
6. UNLV
7. UCLA
8. North Carolina
9. Arkansas
10. Kentucky
11. Villanova
13. Boston College
20. Georgetown

1984

1. North Carolina
2. Georgetown
3. Kentucky
4. DePaul
5. Houston
6. Illinois
7. Arkansas
8. Oklahoma
9. UTEP
10. Maryland
16. Syracuse

1985

1. Georgetown
2. Michigan
3. St. John's
4. Memphis State
5. Oklahoma
6. Georgia Tech
7. North Carolina
8. Louisiana Tech
9. UNLV
10. Illinois

1986

1. Duke
2. Kansas
3. St. John's
4. Kentucky
5. Michigan
6. Georgia Tech
7. Louisville
8. North Carolina
9. Syracuse
10. UNLV
15. Georgetown

1987

1. UNLV
2. Indiana
3. North Carolina
4. Georgetown
5. DePaul
6. Purdue
7. Iowa
8. Temple
9. Alabama
10. Syracuse
12. Pittsburgh

1988

1. Temple
2. Arizona
3. Purdue
4. Oklahoma
5. Duke
6. Kentucky
7. Pittsburgh
8. North Carolina
9. Syracuse
10. Michigan

1989

1. Arizona
2. Georgetown
3. Illinois
4. North Carolina
5. Oklahoma
6. Indiana
7. Duke
8. Missouri
9. Syracuse
10. Michigan
11. Seton Hall

1990

1. Oklahoma
2. UNLV
3. Connecticut
4. Michigan State
5. Kansas
6. Syracuse
7. Georgia Tech
8. Arkansas
9. Georgetown
10. Purdue

1991

1. UNLV
2. Arkansas
3. Indiana
4. North Carolina
5. Ohio State
6. Duke
7. Arizona
8. Syracuse
9. Nebraska
10. Utah
11. Seton Hall
19. St. John's
23. Georgetown

FINAL USA TODAY POLLS

1992

1. Duke
2. Indiana
3. Michigan
4. Ohio State
5. Cincinnati
6. Kentucky
7. Kansas
8. UCLA
9. Oklahoma St.
10. Arkansas
13. Seton Hall
23. Georgetown
24. Syracuse

1993

1. North Carolina
2. Michigan
3. Kentucky
4. Kansas
5. Indiana
6. Cincinnati
7. Florida State
8. Vanderbilt
9. Duke
10. Arkansas
11. Seton Hall

National Polls



<p>1994</p> <ol style="list-style-type: none"> Arkansas Duke Arizona Fonda Purdue Missouri Connecticut Michigan North Carolina Louisville Boston College Syracuse 	<p>1999</p> <ol style="list-style-type: none"> Connecticut Duke Michigan State Ohio State St. John's Kentucky Auburn Maryland Stanford Utah Miami 	<p>2004</p> <ol style="list-style-type: none"> Connecticut Duke Georgia Tech Oklahoma State Saint Joseph's Stanford Pittsburgh Kentucky Kansas Texas Syracuse 	<p>2008</p> <ol style="list-style-type: none"> Kansas Memphis North Carolina UCLA Texas Louisville Tennessee Xavier Davidson Wisconsin Georgetown West Virginia Pittsburgh Notre Dame Villanova 	<p>2012</p> <ol style="list-style-type: none"> Kentucky Kansas Ohio State Louisville Syracuse North Carolina Michigan State Baylor Florida Marquette Georgetown Cincinnati 	<p>2017</p> <ol style="list-style-type: none"> North Carolina Gonzaga Oregon Kansas Kentucky South Carolina Arizona Villanova UCLA Florida Xavier Butler
<p>1995</p> <ol style="list-style-type: none"> UCLA Arkansas North Carolina Oklahoma State Kentucky Connecticut Massachusetts Virginia Wake Forest Kansas Georgetown Syracuse Villanova 	<p>2000</p> <ol style="list-style-type: none"> Michigan State Florida Iowa State Duke Stanford Oklahoma State Cincinnati Arizona Tulsa Temple Syracuse St. John's Miami 	<p>2005</p> <ol style="list-style-type: none"> North Carolina Illinois Louisville Michigan State Kentucky Arizona Duke Oklahoma State Washington Wisconsin West Virginia Villanova Connecticut Boston College Syracuse 	<p>2009</p> <ol style="list-style-type: none"> North Carolina Michigan State Connecticut Villanova Louisville Pittsburgh Oklahoma Missouri Memphis Kansas Syracuse Marquette 	<p>2013</p> <ol style="list-style-type: none"> Louisville Michigan Syracuse Wichita State Duke Ohio State Indiana Kansas Florida Miami (Fl.) Marquette Georgetown 	<p>2018</p> <ol style="list-style-type: none"> Villanova Michigan Kansas Duke Virginia Texas Tech Loyola-Chi. Xavier Purdue Gonzaga
<p>1996</p> <ol style="list-style-type: none"> Kentucky Massachusetts Syracuse Mississippi St. Kansas Cincinnati Georgetown Connecticut Wake Forest Texas Tech Villanova 	<p>2001</p> <ol style="list-style-type: none"> Duke Arizona Michigan State Maryland Stanford Illinois Kansas Kentucky Mississippi North Carolina Boston College Georgetown Syracuse Notre Dame 	<p>2006</p> <ol style="list-style-type: none"> Florida UCLA LSU Connecticut Villanova Memphis Duke George Mason Texas Gonzaga West Virginia Georgetown Pittsburgh 	<p>2010</p> <ol style="list-style-type: none"> Duke Butler West Virginia Michigan State Kentucky Kansas Kansas State Syracuse Tennessee Baylor Villanova Pittsburgh 	<p>2014</p> <ol style="list-style-type: none"> Connecticut Kentucky Florida Wisconsin Arizona Michigan Wichita State Michigan State Louisville Virginia Creighton 	<p>2019</p> <ol style="list-style-type: none"> Virginia Texas Tech Michigan State Duke Auburn Gonzaga Kentucky Purdue North Carolina Tennessee Villanova
<p>1997</p> <ol style="list-style-type: none"> Arizona Kentucky Minnesota North Carolina Kansas Utah UCLA Clemson Wake Forest Louisville Providence Boston College 	<p>2002</p> <ol style="list-style-type: none"> Maryland Kansas Indiana Oklahoma Duke Connecticut Oregon Cincinnati Pittsburgh Arizona 	<p>2007</p> <ol style="list-style-type: none"> Florida Ohio State UCLA Georgetown Kansas North Carolina Memphis Oregon Texas A&M Pittsburgh Louisville 	<p>2011</p> <ol style="list-style-type: none"> Connecticut Butler Kentucky Kansas Ohio State Virginia Commonwealth Duke North Carolina Arizona Florida Pittsburgh Notre Dame Syracuse Marquette Louisville 	<p>2015</p> <ol style="list-style-type: none"> Duke Wisconsin Kentucky Arizona Notre Dame Gonzaga Michigan State Virginia Villanova Louisville Xavier Butler 	<p>2020</p> <ol style="list-style-type: none"> Kansas Gonzaga Dayton Baylor Florida State San Diego State Kentucky Duke Creighton Villanova Seton Hall Butler
<p>1998</p> <ol style="list-style-type: none"> Kentucky Utah North Carolina Stanford Duke Arizona Connecticut Kansas Purdue Michigan State Syracuse West Virginia 	<p>2003</p> <ol style="list-style-type: none"> Syracuse Kansas Texas Kentucky Arizona Marquette Oklahoma Pittsburgh Duke Maryland Connecticut Notre Dame 	<p>2008</p> <ol style="list-style-type: none"> Kansas Memphis North Carolina UCLA Texas Louisville Tennessee Xavier Davidson Wisconsin Georgetown West Virginia Pittsburgh Notre Dame Villanova 	<p>2012</p> <ol style="list-style-type: none"> Kentucky Kansas Ohio State Louisville Syracuse North Carolina Michigan State Baylor Florida Marquette Georgetown Cincinnati 	<p>2017</p> <ol style="list-style-type: none"> North Carolina Gonzaga Oregon Kansas Kentucky South Carolina Arizona Villanova UCLA Florida Xavier Butler 	

BIG EAST Basketball by Season

2019-20	Home Teams, 53-37 1-point games (8); 2-point games (5); 3-point games (6); Overtime games (4)
2018-19	Home Teams, 55-35 1-point games (6); 2-point games (5); 3-point games (3); Overtime games (9)
2017-18	Home Teams, 51-39 1-point games (5); 2-point games (2); 3-point games (6); Overtime games (10)
2016-17	Home Teams, 53-37 1-point games (3); 2-point games (7); 3-point games (8); Overtime games (5)
2015-16	Home Teams, 49-41 1-point games (6); 2-point games (1); 3-point games (4); Overtime games (3)
2014-15	Home Teams, 54-36 1-point games (5); 2-point games (2); 3-point games (8); Overtime games (8)
2013-14	Home Teams, 55-35 1-point games (8); 2-point games (3); 3-point games (5); Overtime games (11)
2012-13	Home Teams, 82-53 1-point games (4); 2-point games (7); 3-point games (12)
2011-12	Home Teams, 89-55 1-point games (4); 2-point games (11); 3-point games (16)
2010-11	Home Teams, 86-57 1-point games (8); 2-point games (10); 3-point games (11)
2009-10	Home Teams, 87-57 1-point games (7); 2-point games (14); 3-point games (13)
2008-09	Home Teams, 86-58 1-point games (2); 2-point games (3); 3-point games (7)
2007-08	Home Teams, 90-54 1-point games (7); 2-point games (13); 3-point games (9)
2006-07	Home Teams, 83-45 1-point games (3); 2-point games (3); 3-point games (10)
2005-06	Home Teams, 80-48 1-point games (4); 2-point games (7); 3-point games (12) Overtime games (10, including 2 double overtime)
2004-05	Home Teams, 56-40 1-point games (7); 2-point games (6); 3-point games (8) Overtime games (7, including 1 double overtime)
2003-04	Home teams, 63-49 1-point games (6); 2-point games (6); 3-point games (10) Overtime games (7, including 2 double overtime)
2002-03	Home teams, 69-43 1-point games (4); 2-point games (9); 3-point games (9) Overtime games (8, including 1 double overtime)
2001-02	Home teams, 70-42 1-point games (3); 2-point games (11); 3-point games (9); Overtime games (11, including 1 double overtime and 1 four overtime)
2000-01	Home teams, 73-39 1-point games (7); 2-point games (8); 3-point games (6); Overtime games (6)
1999-00	Home teams, 61-43 1-point game (4); 2-point games (7); 3-point games (5); Overtime games (4)
1998-99	Home teams, 62-55 1-point games (4); 2-point games (11); 3-point games (9); Overtime games (5, including 1 double overtime)
1997-98	Home teams, 71-46 1-point games (4); 2-point games (7); 3-point games (6) Overtime games (4)
1996-97	Home teams, 69-48 1-point games (3); 2-point games (10); 3-point games (7) Overtime games: (9)

1995-96	Home teams, 77-40 1-point games (9); 2-point games (5); 3-point games (11) Overtime games: (5)
1994-95	Home teams, 54-36 1-point games (5); 2-point games (8); 3-point games (6) Overtime games (5)
1993-94	Home teams, 55-35 1-point games (8); 2-point games (4); 3-point games (5) Overtime games (8)
1992-93	Home teams, 57-33 1-point games (9); 2-point games (5); 3-point games (8) Overtime games (6)
1991-92	Home teams, 59-31 1-point games (4); 2-point games (6); 3-point games (3) Overtime games (7, including 1 double overtime)
1990-91	Home teams, 49-23 1-point games (1); 2-point games (7); 3-point games (6) Overtime games (6)
1989-90	Home teams, 40-32 1-point games (6); 2-point games (5); 3-point games (5) Overtime games (4)
1988-89	Home teams, 48-24 1-point games (2); 2-point games (7); 3-point games (7) Overtime games (5)
1987-88	Home teams, 46-26 1-point games (6); 2-point games (10); 3-point games (4) Overtime games (3, including 1 double overtime)
1986-87	Home teams, 39-33 1-point games (9); 2-point games (6); 3-point games (6) Overtime games (5, including 1 double overtime)
1985-86	Home teams, 47-25 1-point games (9); 2-point games (4); 3-point games (6) Overtime games (7, including 2 double overtimes)
1984-85	Home teams, 42-30 1-point games (5); 2-point games (11); 3-point games (2) Overtime games (5)
1983-84	Home teams, 41-31 1-point games (7); 2-point games (12); 3-point games (6) Overtime games (12, including 2 double overtimes and 1 triple overtime)
1982-83	Home teams, 45-27 1-point games (6); 2-point games (3); 3-point games (3) Overtime games (4, including 1 double overtime)
1981-82	Home teams, 32-24 1-point games (9); 2-point games (4); 3-point games (2) Overtime games (6, including 1 double overtime)
1980-81	Home teams, 40-16 1-point games (7); 2-point games (6); 3-point games (3) Overtime games (5, including 1 double overtime)
1979-80	Home teams, 10-11 1-point games (1); 2-point games (3); 3-point games (1)

IN-CONFERENCE STREAKS

Consecutive Wins

22	Villanova, 2014-15/15-16
19	Connecticut, 1997-98/98-99
18	Connecticut, 1993-94/94-95
15	Connecticut, 1994-95/95-96
14	St. John's, 1984-85
14	Boston College, 2003-04/04-05
12	Syracuse, 2003-04/04-05
11	Syracuse, 1983-84/84-85; Georgetown, 2006-07

Consecutive Losses

24	DePaul, 2007-08/2008-09/2009-10; DePaul, 2009-10/2010-11
21	Miami, 1993-94/94-95
19	Boston College, 1990-91/91-92

BIG EAST Basketball by Season

VICTORIES BY SCHOOL

School	Years	OVERALL		
		Wins	Losses	Pct.
Butler	122	1624	1153	.585
Connecticut	120	1729	985	.637
Creighton	102	1603	1057	.604
DePaul	97	1483	1040	.592
Georgetown	114	1687	1072	.611
Marquette	103	1657	1018	.619
Providence	93	1482	996	.598
St. John's	110	1871	1044	.643
Seton Hall	108	1536	1095	.583
Villanova	100	1799	941	.657
Xavier	99	1510	1008	.600

(All BIG EAST records include Championship games)

BIG EAST TITLES BY SCHOOL

School	Reg. Season	Champ.	Total
Connecticut	10*	7	17
Georgetown	10*	7	16
Syracuse	10*	5	15
Villanova	10*	5	15
St. John's	5	3	8
Boston College	6*	2	8
Pittsburgh	6*	2	8
Seton Hall	3	3	6
Louisville	2	3	5
Providence	0	2	2
Marquette	1	0	1
Miami	1	0	1
Notre Dame	1*	0	1
West Virginia	0	1	1
Xavier	1	0	1
Creighton	1	0	1

(Divisional play from 1995-96 to '97-'98 and 2000-01 to 2002-03)

*Includes Division titles



Markus Howard, Marquette
2019-20 Consensus All-America First Team



Myles Powell, Seton Hall
2019-20 Consensus All-America First Team



Doug McDermott, Creighton,
2013-14 Consensus National Player of the Year

JOHN THOMPSON JR. (1941-2020)

John Thompson Jr., the head men's basketball coach at Georgetown University from 1972 to 1999, led the Hoyas to 24 consecutive postseason appearances in 27 seasons, including three Final Four berths, the national championship in 1984 and six BIG EAST Tournament titles. He was a 1964 graduate of Providence College, where he earned All-America honors.

Thompson was inducted into the Naismith Memorial Basketball Hall of Fame in 1999.

A national leader and fierce advocate for racial equity and social justice, Thompson was a father figure and mentor to countless student-athletes and coaches.

The BIG EAST Conference has announced the establishment of the John Thompson Jr. Award, which will recognize significant efforts to fight prejudice and discrimination and advance positive societal change.





MADISON SQUARE GARDEN CHASE MADISON SQUARE GARDEN

Jeep

BIG EASTTM

TOURNAMENT

— PRESENTED BY —

Jeep[®]