



# 2023-24 MEDIA GUIDE



2023 NCAA DIVISION I MEN'S BASKETBALL CHAMPIONSHIP





# The BIG EAST Conference



655 Third Avenue, 7th Fl. | New York, N.Y. 10017 | [www.bigeast.com](http://www.bigeast.com)

## TABLE OF CONTENTS

The BIG EAST Conference Profile.....	2
BIG EAST Scholar-Athletes of the Year.....	3
Commissioner Val Ackerman.....	4
2023-24 BIG EAST Champ Sites & Dates.....	5
All-Time BIG EAST Champions.....	6-9
BIG EAST Presidents.....	10
BIG EAST Directors of Athletics.....	11
BIG EAST Notebook.....	12-13
Preseason Honors.....	14
Preseason Poll.....	15
BIG EAST on Television.....	16-18
2023-24 Composite Schedule.....	19-23
2024 BIG EAST Tournament.....	24
NCAA Championship.....	25
BIG EAST Officials Bureau.....	26
<b>The Teams</b>	
Butler Bulldogs.....	28-31
School Quick Facts.....	28
Storylines & Schedule.....	28
Roster & Statistics.....	29
Coaching Staff.....	28
Coaching Records.....	30
2022-23 Results.....	31
Career Leaders.....	31
Connecticut Huskies.....	32-35
Creighton Bluejays.....	36-39
DePaul Blue Demons.....	40-43
Georgetown Hoyas.....	44-47
Marquette Golden Eagles.....	48-51
Providence Friars.....	52-55
St. John's Red Storm.....	56-59
Seton Hall Pirates.....	60-63
Villanova Wildcats.....	64-67
Xavier Musketeers.....	68-71
BIG EAST School Media Contacts.....	72
<b>2022-23 Year In Review</b>	
Final Standings & Postseason Results.....	73
Award Winners.....	74
Individual & Team Statistics.....	75-78
Game Highs and Lows.....	79-82
<b>BIG EAST Record Book</b>	
Single-Game & Single-Season Records.....	84-86
Top Performances.....	87-88
Career Leaders.....	89-93
Annual Leaders.....	94-99
BIG EAST Coaching Records.....	100
Championship Results.....	101-104
All-BIG EAST Honors.....	105-110
Year-By-Year Standings.....	112-115
Postseason History.....	116-131
Postseason Awards.....	132
All-America Selections.....	133-134
Postseason Tournament Honors.....	135
The BIG EAST & The NBA.....	136-139
Attendance History.....	140-141
National Polls.....	142-144
The BIG EAST By Season.....	145-146

## BIG EAST CONFERENCE STAFF

Commissioner.....	Val Ackerman
Deputy Commissioner and Chief Operating Officer.....	Vince Nicastro
Executive Associate Commissioner, Sport Administration and Championships.....	Chris Schneider
Sr. Associate Commissioner, Women's Basketball and Strategic Initiatives.....	Jackie Campbell
Sr. Associate Commissioner, Marketing and External Affairs.....	Nicole Early
Sr. Associate Commissioner, Broadcasting.....	Scott Hecht
Sr. Associate Commissioner, Men's Basketball.....	Dan Leibovitz
Sr. Associate Commissioner, Sports Media Relations.....	John Paquette
Sr. Associate Commissioner/SWA, Compliance, Governance and Student-Athlete Development.....	Katie Willett
Associate Commissioner, Men's Basketball Operations.....	Michael Coyne
Associate Commissioner, Finance and Budget.....	Kevin Flanagan
Associate Commissioner, Women's Basketball Communications and Operations.....	Pamela Flenke
Associate Commissioner, Compliance and Governance/Chief DEI Officer.....	Jeff Poulard
Assistant Commissioner, Sport Administration and Championships.....	James Greene
Assistant Commissioner, Sport Administration and Championships.....	Tania Kennedy
Director of Digital Media & Social Content.....	D'Andra Seymore
Director, Olympic Sports Communications.....	Kevin Ivany
Creative Services Coordinator.....	Daniel LeMoine
Coordinator, Olympic Sports Communications and Conference Marketing.....	Morgan Turner
Head of Executive Administration and Office and Event Services.....	Genelia Santanelli
Supervisor of Officials, Women's Basketball.....	Debbie Williamson
Supervisor of Officials, Men's Basketball.....	John Cahill
Vice President/General Manager BIG EAST Conference Sports Properties, Playfly Sports.....	Jim Prendergast
Basketball Operations Assistant.....	Selina Lim
Championships Assistant.....	Lia Ehlers Santos
Communications Assistant.....	Alex Brady

## CREDITS

Editor:	John Paquette
Editorial Assistance:	Kevin Ivany, Pam Flenke, Morgan Turner, Alex Brady
Graphic Design:	Kevin Ivany
Photography:	Mitchell Layton Photography, Porter Binks, Tom Maguire, NBA Photos and school sports information offices.
Special Thanks:	The BIG EAST thanks the sports communications departments of its member schools for their valuable assistance and cooperation.



Fans and media are invited to follow the latest BIG EAST men's basketball news through social media.

The BIG EAST Twitter feed may be accessed @BIGEASTMBB and @BIGEAST.

The conference's official Facebook page is available at [Facebook.com/BIGEASTConference](https://www.facebook.com/BIGEASTConference).

The conference's Instagram page is @BIGEAST.

Follow the conversation at #BIGEASThoops or #MarchToMSG.

# The BIG EAST Conference



By any measurement, The BIG EAST Conference is stronger than ever today, after many observers outside the league had a pessimistic outlook a decade ago.

The 2023-24 academic year will mark the 11th since the BIG EAST Conference returned to its basketball-centric heritage and a sweeping change in institutional membership. The academic and athletic accomplishments over the previous 10 years have shown that the BIG EAST continues to be a national leader in collegiate athletics.

Since the league's reconfiguration in 2013, the BIG EAST has established itself as one of the nation's elite conferences. It has developed a strong, clear identity rooted in authenticity and reflective of its member schools and their shared values. This is embodied by a league-wide commitment to sustained DE&I efforts, mental health programing and career development, among many other deep-rooted initiatives.

Dynamic leadership has been a staple of the BIG EAST throughout its history.

Val Ackerman, who previously served as founding President of the WNBA, President of USA Basketball and U.S. representative to the International Basketball Federation (FIBA), was named the BIG EAST's fifth Commissioner in 2013. Under her leadership, the BIG EAST has maintained its reputation for achievement at the highest levels and has continued its influence on the national collegiate landscape, with numerous conference and campus administrators currently serving on important NCAA committees.

Ackerman is one of the few sports executives who has held leadership positions in both men's and women's sports at the collegiate, professional, national team and international level. In 2021, she was inducted into the Naismith Memorial Basketball Hall of Fame.

The BIG EAST grew to 11 members in 2020. The University of Connecticut, a member of the conference from 1979 to 2013, was readmitted. UConn has brought a rich history of academic and athletic excellence, especially in the sport of basketball. The Huskies' men's program won its fifth national championship, capturing the NCAA crown in 2023. The UConn women's program, which had won eight of its 11 national championships as a BIG EAST member, has continued its unparalleled national success. The Huskies have advanced to the Final Four in 14 of the last 15 years and have appeared in 23 overall.

In the sports venues, the BIG EAST has produced 13 national champions over the past 10 aca-



ademic years. Eight BIG EAST teams have captured national titles, including three in men's basketball. BIG EAST student-athletes have won national championships in five individual events.

In the classrooms, the BIG EAST ranked third in 2022-23 for a second straight year among all 32 D-I conferences with an overall Graduation Success Rate (GSR) of 95 percent, six points higher than the national average of 89 percent. The Graduation Success Rate, which measures six-year graduation rates, included student-athletes who entered school in the fall of 2015.

All 11 BIG EAST institutions achieved an overall GSR score of 90 percent or above.

Outside of the arenas and playing fields, the BIG EAST has always adhered to an unwavering commitment to academic integrity, athletic excellence and community service while offering opportunities to help student-athletes to reach their potential as students, athletes and leaders.

In the summer of 2020, the conference launched "BE the Change," a conference-wide advocacy platform that enables BIG EAST stakeholders to engage on a range of contemporary racial and social justice issues. The "BE the Change" initiative continues in 2023-24.

Also in 2020, the BIG EAST created a partnership with RISE, a leading provider of educational programming that equips sports leaders to create positive change on racism, social justice and equality issues.

The conference has also launched BIG EAST University, a virtual educational service which enhances the student-athlete experience with career professional development programming primarily through webinars.

In December of 2012, DePaul, Georgetown,

Marquette, Providence, St. John's, Seton Hall and Villanova announced their intention to separate from the conference's FBS football-playing schools and form an independent association. The seven schools reached an agreement to retain the BIG EAST name and assume the conference's long-term pact with Madison Square Garden to host the BIG EAST Men's Basketball Tournament. The schools also announced the addition of three distinguished institutions — Butler, Creighton and Xavier — and forged a landmark, long-term broadcast partnership with FOX Sports. The new era officially began on July 1, 2013.

The BIG EAST has been lauded as a longstanding leader in innovative concepts, particularly television, and that reputation continues with the conference's relationship with FOX Sports. The BIG EAST has enjoyed a successful multi-year partnership with FOX Sports and its national cable network FS1. FOX's comprehensive coverage of BIG EAST men's basketball includes the broadcast of all regular-season games on FOX, FS1, or FS2, as well as the BIG EAST Tournament at Madison Square Garden, college basketball's longest-running postseason conference tourney held at the same venue.

BIG EAST institutions are located in eight of the nation's 38 largest media markets, including New York, Chicago, Philadelphia, Washington, D.C., Indianapolis, Hartford/New Haven, Cincinnati and Milwaukee.

FOX Sports platforms carry extensive coverage of women's basketball regular-season play and the BIG EAST Women's Basketball Tournament. Every Olympic sport championship is carried on a network or digital platform.

Prior to the start of the 2022-23 academic year, the BIG EAST signed a multi-year agreement with FloSports, a leading sports streaming ser-

# The BIG EAST Scholar-Athlete of the Year

vice, to remain the home of the BIG EAST Digital Network Presented by Invesco QQQ. The pact with FloSports includes coverage of women's basketball, Olympic sports events and men's and women's basketball shoulder programming with a total of more than 600 events.

Founded in 1979 by Dave Gavitt, the former Providence men's basketball coach and athletic director, the BIG EAST Conference became a reality in May of 1979. Providence, St. John's, Georgetown, Syracuse, Seton Hall, Connecticut and Boston College formed the original seven-school alliance, and the conference became an immediate national power in men's basketball. While the composition of the BIG EAST has evolved, the focus of its schools has not changed, reflecting a tradition of emphasizing academic strength and fair play.

To complement its athletic successes, the conference established BIG EAST Serves in 2014 to align with the service missions of the member institutions. Initiatives housed under the BIG EAST Serves umbrella, the BIG EAST Career Consortium and the national partnership with the It's On Us campaign against campus sexual assaults, reflect the conference's commitment to developing the complete BIG EAST student-athlete and making a positive contribution to campus communities. The BIG EAST annually hosts a Well Being Forum to help provide institutional personnel with informa-

tion, insights and basic training so they can better support the mental and physical health of their student-athletes.

Commissioner Ackerman and the BIG EAST have taken a leadership role in Sport at the Service of Humanity, an initiative created by the Vatican's Pontifical Council for Culture to focus on how sport and faith can drive positive social change. Ackerman was a delegate at the inaugural Vatican conference and has served on an advisory committee to develop the framework and content for the initiative.

The BIG EAST hosts Freshmen Fundamentals, a unique program designed to assist men's basketball student-athletes in the transition from high school to college and the elite level of BIG EAST basketball. The league hosts Transition Game for women's basketball, which assists women's basketball student-athletes in the transition from college player to emerging professional on and off the court.

The conference crowns champions in 22 sports. Men's basketball teams have earned 42 NCAA invitations in nine tournaments, averaging 5.25 per season. Women's basketball is coming off its most successful season with five NCAA Tournament bids.

BIG EAST men's basketball programs have

enjoyed extraordinary success. UConn has captured NCAA Championship crowns in 2023, 2014, 2011, 2004 and 1999. Villanova has won national titles in 2018, 2016 and 1985. Georgetown and Marquette also have won the national championship. Butler, DePaul, Providence, St. John's and Seton Hall have all reached the Final Four. The BIG EAST placed three men's basketball teams in the 1985 Final Four — Georgetown, St. John's and Villanova—still the only occurrence in NCAA history.

The BIG EAST has achieved recent success in other sports as well. The Georgetown men's soccer team won the 2019 NCAA title. A BIG EAST team has won the NCAA women's cross country championship in four of the last 13 years. Georgetown's women's soccer team reached the College Cup in 2018 and 2016. In men's soccer, Creighton (2022) and Georgetown (2021) have played in the College Cup recently. UConn has won three national field hockey championships in nine years. Liberty, an affiliate member in field hockey, was the national runner-up in 2021. Denver, an affiliate member in men's lacrosse, won the NCAA crown in 2015.

In the 44 years since the original league opened its doors, BIG EAST teams have won 43 national championships in eight different sports with 145 student-athletes winning individual national titles.

## BASKETBALL SCHOLAR-ATHLETES OF THE YEAR

**The BIG EAST Basketball Scholar-Athlete of the Year award is presented by the BIG EAST Conference during the academic year. The conference names a winner in men's and women's basketball each year. The winners are chosen by the BIG EAST Academic Affairs Committee.**

2023	Jack Nunge, Xavier; Maddy Siegrist, Villanova	2003	Emeka Okafor, Connecticut; Alicia Ratay, Notre Dame
2022	Collin Gillespie, Villanova; Ayanna Townsend, Xavier	2002	Carlton Carter, Virginia Tech; Nicole Conway, Boston College
2021	Ike Obiagu, Seton Hall; Lexi Held, DePaul	2001	Ruben Boumtje Boumtje, Georgetown; Ruth Riley, Notre Dame
2020	Kamar Baldwin, Butler; Chante Stonewall, DePaul	2000	Lavor Postell, St. John's; Cal Bouchard, Boston College
2019	Michael Nzei, Seton Hall; Allazia Blockton, Marquette	1999	Rob Hodgson, Rutgers; Rebecca Burbridge, West Virginia
2018	Jalen Brunson, Villanova; Allazia Blockton, Marquette	1998	Pat Garrity, Notre Dame; Raquel Nurse, Syracuse
2017	Billy Garrett Jr., DePaul; Brooke Schulte, DePaul	1997	Ya Ya Dia, Georgetown; Kristyn Cook, Syracuse
2016	Kellen Dunham, Butler; Megan Podkova, DePaul	1996	Adrian Griffin, Seton Hall; Jennifer Rizzotti, Connecticut
2015	Alex Barlow, Butler; Brittany Hrynko, DePaul	1995	Marc Molinsky, Boston College; Rebecca Lobo, Connecticut
2014	Alex Barlow, Butler; Katherine Plouffe, Marquette	1994	Arturas Karnishovas, Seton Hall; Rebecca Lobo, Connecticut
2013	Peyton Siva, Louisville; Anna Martin, DePaul	1993	Arturas Karnishovas, Seton Hall; Erin Kenneally, Syracuse
2012	Tim Abromaitis, Notre Dame; Da'Shena Stevens, St. John's	1992	Darren Morningstar, Pittsburgh; Wendy Davis, Connecticut
2011	Tim Abromaitis, Notre Dame; Maya Moore, Connecticut	1991	Greg Woodard, Villanova; Carla Wenger, Boston College
2010	Tim Abromaitis, Notre Dame; Maya Moore, Connecticut	1990	Stephen Thompson, Syracuse; Angela Alston, Syracuse
2009	Alex Ruoff, West Virginia; Jill Stephens, Cincinnati	1989	Ramon Ramos, Seton Hall; Geraldine Saintilus, Seton Hall
2008	Ted Talkington, West Virginia; Allie Quigley, DePaul	1988	Mark Plansky, Villanova; Vera Jones, Syracuse
2007	Aaron Gray, Pittsburgh; Jenna Rubino, DePaul	1987	Harold Jensen, Villanova; Kathy Sweet, Boston College
2006	Johannes Herber, West Virginia; Megan Duffy, Notre Dame	1986	Ron Rowan, St. John's; Joannie Powers, Providence
2005	Craig Forth, Syracuse; Ashley Bush, Seton Hall	1985	Michael Moses, St. John's; Leigh Curl, Connecticut
2004	Emeka Okafor, Connecticut; Courtney Mix, Villanova		



# Val Ackerman



Val Ackerman was named the fifth Commissioner of the BIG EAST Conference on June 26, 2013. She was the founding President of the Women's National Basketball Association (WNBA) and is a past President of USA Basketball, which oversees the U.S. men's and women's Olympic basketball program. She has had a long and accomplished career in the sports industry and is one of the few executives in sports who has held leadership positions in both men's and women's sports at the collegiate, professional, national team and international levels. She is an inductee of the Naismith Memorial Basketball of Fame (2021), the Women's Basketball Hall of Fame (2011) and the New Jersey Hall of Fame (2021). In 2016, Val received the Women's Sports Foundation's Billie Jean King Contribution Award for significant contributions to the development and advancement of women's sports.

While at the helm of the BIG EAST, Val has presided over the rebirth of the conference following the decision in 2012 of seven then-current BIG EAST schools (DePaul, Georgetown, Marquette, Providence, St. John's, Seton Hall and Villanova) to separate from the original BIG EAST Conference and align with Butler, Creighton and Xavier to form the present configuration. She led the relocation of the conference office to its current site in New York City and has managed the BIG EAST's fruitful partnerships with Fox Sports, which provides wall-to-wall coverage annually of BIG EAST men's basketball on FOX, FS1 and FS2, and with Madison Square Garden, which has hosted the conference's men's basketball tournament since 1983. In 2018, the BIG EAST and MSG entered into a venue agreement extension that will keep the Garden as the home of the BIG EAST tournament through 2028. In 2019, Val also led the negotiations which resulted in the return to the BIG EAST of the University of Connecticut, one of the conference's charter members, effective July 1, 2020.

Following its return to its basketball-centric heritage, the BIG EAST has continued its national excellence in the sport over the past ten years, with 10 of the league's 11 men's basketball programs receiving NCAA tournament bids since 2013-14. BIG EAST schools have won three men's basketball national titles since 2013: Villanova in 2016 and 2018 and UConn in 2023. Other notable BIG EAST team athletics accomplishments since reconfiguration include national titles for Providence in women's cross country in 2013, the University of Denver (an affiliate member) in men's lacrosse in 2015, and Georgetown in men's soccer in 2019.

Conference initiatives launched under Val's leadership include the BIG EAST Digital Network, which now carries more than 700 live sports contests annually; BIG EAST Serves, the conference's student-athlete development and community service platform; non-conference men's basketball scheduling challenges with the Big Ten Conference and the Big 12 Conference; an officiating alliance with the Atlantic Coast Conference and nine other Division I conferences; the annual BIG EAST Student-Athlete Well-Being Forum, which provides guidance on a wide range of student-athlete wellness matters; a conference-wide e-sports initiative; BE the Change, a diversity, equity and inclusion platform; Freshmen Fundamentals and Transition Game, league-wide programs designed to assist men's and women's basketball student-athletes, respectively, in their endeavors off the court; and BIG EAST University, a virtual career and professional development module.

Val attended the University of Virginia as one of the school's first female student-athlete scholarship recipients. She was a four-year starter, three-time captain and two-time Academic All-American for the Cavaliers' women's basketball team and the first 1,000-point scorer in the program's history. She graduated with high distinction with a degree in political and social thought in 1981 and played one year of professional basketball in France before earning a law degree from UCLA in 1985. She received an honorary doctor of laws degree from Providence College in 2021.

Val started her legal career as a corporate and banking associate at the New York law firm of Simpson Thacher & Bartlett and joined the National Basketball Association as a staff attorney in 1988. She was as an executive at the NBA for eight years, serving as Special Assistant to NBA Commissioner David Stern and Director (and later) Vice President of Business Affairs before being named the WNBA's first President in 1996. She guided the league to a much-heralded launch in 1997 and headed its

day-to-day operations for its first eight seasons.

In 2005, Val was elected President of USA Basketball for the 2005-08 term, leading the organization to an overall competitive record of 222-23 and gold medal performances by the U.S. men's and women's basketball teams at the 2008 Olympics in Beijing. She was one of the NBA's original appointees to the USA Basketball Board of Directors in 1989 and served as an organizational liaison with USAB during the early years of NBA participation in national team competitions, including the 1992 and 1996 Olympics and 1994 World Championships. A USA Basketball Board member for 23 years, Val played a key role in the long-standing success of the U.S. women's national basketball team program, which during her term won gold medals at the 1998, 2002 and 2010 FIBA World Championships and the 1996, 2000, 2004, 2008 and 2012 Olympic Games. In 2013, Val was named the recipient of USA Basketball's Edward S. Steitz Award, which recognizes outstanding contributions in international basketball.

Val also served two terms (2006-10 and 2010-2014) as the U.S. representative for men's and women's basketball on the Central Board of the International Basketball Federation (FIBA), the sport's world governing body. She was a member of FIBA's Competition Commission and served on the Central Board of FIBA Americas, FIBA's zone authority for North, Central and South America. She also served from 2017-19 as an at-large member of the U.S. Soccer Federation Board of Directors.

Val served on the Knight Commission on Intercollegiate Athletics from 2005-2017 and the NCAA Men's Basketball Oversight Committee from 2014-2019. In 2019, she was appointed co-chair of the NCAA Federal and State Legislation Working Group, which was tasked with examining the NCAA's rules relating to student-athlete name, image and likeness. The Working Group's efforts led to a comprehensive report in 2020 recommending ground-breaking new NIL opportunities. Val continues to serve on the association's current NIL Working Group. Val also serves as a mentor in the U.S. State Department's Global Sports Mentoring Program, which supports the professional development of international women's sports executives, and is an advisor to the Vatican's Sport at the Service of Humanity initiative, which aims to use sports to build bridges and promote positive social change.

Val is on the Board of Directors of the Women's Basketball Hall of Fame and is a Lifetime Trustee of the Naismith Memorial Basketball Hall of Fame, which presented her with the John Bunn

# 2023-2024 BIG EAST Championships

## BIG EAST 2023-24 CHAMPIONSHIP SITES & DATES

Sport	Host	Championship Dates	Championship Site
Men's Cross Country	Marquette	October 28	Wayne Dannehl Course, Kenosha, Wis.
Women's Cross Country	Marquette	October 28	Wayne Dannehl Course, Kenosha, Wis.
Women's Soccer	BIG EAST	Oct. 29, Nov. 2, 5	Maryland SoccerPlex
Field Hockey	Temple	November 3, 5	Howarth Field, Philadelphia, Pa.
Men's Soccer	BIG EAST	November 4, 9, 12	Maryland SoccerPlex
Volleyball	Marquette	Nov. 22, 24-25	Al McGuire Center, Milwaukee, Wis.
Men's Indoor Track & Field	DePaul	Feb. 23-24	Dr. Conrad Worrill T&F Center, Chicago, Ill.
Women's Indoor Track & Field	DePaul	Feb. 23-24	Dr. Conrad Worrill T&F Center, Chicago, Ill.
Men's Swimming & Diving	BIG EAST	Feb. 28-March 2	IUPUI Natatorium, Indianapolis, Ind.
Women's Swimming & Diving	BIG EAST	Feb. 28-March 2	IUPUI Natatorium, Indianapolis, Ind.
Women's Basketball	BIG EAST	March 8-11	Mohegan Sun Arena, Uncasville, Conn.
Men's Basketball	BIG EAST	March 13-16	Madison Square Garden, New York, N.Y.
Men's Tennis	BIG EAST	April 18-21	Cayce Tennis & Fitness Center, Cayce, S.C.
Women's Tennis	BIG EAST	April 18-21	Cayce Tennis & Fitness Center, Cayce, S.C.
Women's Golf	BIG EAST	April 20-22	Callawassie Island, Okatie, S.C.
Men's Golf	BIG EAST	April 27-29	Riverton Pointe Country Club, Hardeeville, S.C.
Men's Lacrosse	Villanova	May 2, 4	Villanova Stadium, Villanova, Pa.
Women's Lacrosse	Xavier	May 2, 4	Corcoran Field, Cincinnati, Ohio
Softball	Providence	May 8-11	Glaxo Field, Providence, R.I.
Men's Outdoor Track & Field	Villanova	May 9-11	Villanova Stadium, Villanova, Pa.
Women's Outdoor Track & Field	Villanova	May 9-11	Villanova Stadium, Villanova, Pa.
Baseball	Xavier	May 22-25	Prasco Park, Mason, Ohio

Lifetime Achievement Award in 2008. She has done consulting work for the National Hockey League, which she assisted in 2011 in formulating a long-term plan to support women's ice hockey, and the NCAA, for which she prepared a comprehensive white paper in 2013 on growth strategies for women's college basketball. She also worked as a free-lance columnist for ESPNW, where she authored a series of articles on the subject of women and sports and participated as a member of the inaugural ESPNW Advisory Board.

Val's accomplishments in the sports business have earned her numerous awards, including the University of Virginia's Distinguished Alumna Award; the March of Dimes Sports Achievement Award; induction into the GTE Academic All-America Hall of Fame; the Girls Scouts of America National Women of Distinction Juliette Award; the NOW Legal Defense and Education Fund Equal Opportunity Award; inclusion on the Atlantic Coast Conference's 50th Anniversary Women's Basketball team; induction into the International Scholar-Athlete Hall of Fame; the Women's Basketball Coaches Association President's Citation; the NCAA Silver Anniversary Award; the International Olympic Committee Women and



Sport Achievement Diploma; the Sports Business Journal Champions in Sports Business Award; inclusion as a Women's Sports Foundation/ESPNW 40 for 40 Honoree; induction into the National Consortium for Academics and Sports Hall of Fame; the Women in Sports and Events (WISE) 20th Anniversary Women

of Distinction Award; the Arthur Ashe Institute for Urban Health Sports Ball Award; the Marquette School of Law Master of the Game Award; the Emily Couric Leadership Award; the Women Leaders in College Sports Conference Administrator of the Year Award; Coaches for

Cancer Annual Benefit Honoree; the Robert K. Greenleaf Center for Servant Leadership Servant-Leader Exemplar Award; and the Omicron Delta Kappa Pillars of Leadership Award.

Val is married to Charlie Rappaport, a retired tax partner of Simpson Thacher & Bartlett. They have two adult daughters, Emily and Sally.



# All-time BIG EAST Champions

A year-by-year and sport-by-sport list of BIG EAST champions since the conference's inception in the 1979-80 academic year. Teams listed are those that won the respective BIG EAST postseason tournament or event with the following exceptions: men's lacrosse champions are based on regular-season standings in 2010 and 2011; women's lacrosse champions are based on regular-season standings from 2001-06. In 2020, all spring sport championships as well as the men's basketball tournament were cancelled.

Baseball	Men's Basketball	Women's Basketball	Men's Cross Country	Women's Cross Country
1985 St. John's	1980 Georgetown	1983 St. John's	1979 Providence	1982 Boston College
1986 St. John's	1981 Syracuse	1984 St. John's	1980 Providence	1983 Boston College
1987 Seton Hall	1982 Georgetown	1985 Syracuse	1981 Providence	1984 Villanova
1988 St. John's	1983 St. John's	1986 Villanova	1982 Providence	1985 Boston College
1989 Villanova	1984 Georgetown	1987 Villanova	1983 Villanova	1986 Villanova
1990 Connecticut	1985 Georgetown	1988 St. John's	1984 Providence	1987 Villanova
1991 Villanova	1986 St. John's	1989 Connecticut	1985 Providence	1988 Georgetown
1992 Providence	1987 Georgetown	1990 Providence	1986 Georgetown	1989 Villanova
1993 St. John's	1988 Syracuse	1991 Connecticut	1987 Georgetown	1990 Villanova
1994 Connecticut	1989 Georgetown	1992 Miami	1988 Providence	1991 Villanova
1995 Pittsburgh	1980 Connecticut	1993 Miami	1989 Georgetown	1992 Villanova
1996 West Virginia	1991 Seton Hall	1994 Connecticut	1990 Providence	1993 Villanova
1997 St. John's	1992 Syracuse	1995 Connecticut	1991 Providence	1994 Villanova
1998 Rutgers	1993 Seton Hall	1996 Connecticut	1992 Providence	1995 Providence
1999 Providence	1994 Providence	1997 Connecticut	1993 Villanova	1996 Providence
2000 Rutgers	1995 Villanova	1998 Connecticut	1994 Georgetown	1997 Providence
2001 Seton Hall	1996 Connecticut	1999 Connecticut	1995 Providence	1998 Villanova
2002 Notre Dame	1997 Boston College	2000 Connecticut	1996 Providence	1999 Georgetown
2003 Notre Dame	1998 Connecticut	2001 Connecticut	1997 Notre Dame	2000 Boston College
2004 Notre Dame	1999 Connecticut	2002 Connecticut	1998 Providence	2001 Georgetown
2005 Notre Dame	2000 St. John's	2003 Villanova	1999 Notre Dame	2002 Notre Dame
2006 Notre Dame	2001 Boston College	2004 Boston College	2000 Providence	2003 Notre Dame
2007 Rutgers	2002 Connecticut	2005 Connecticut	2001 Notre Dame	2004 Providence
2008 Louisville	2003 Pittsburgh	2006 Connecticut	2002 Villanova	2005 Notre Dame
2009 Louisville	2004 Connecticut	2007 Rutgers	2003 Georgetown	2006 Providence
2010 St. John's	2005 Syracuse	2008 Connecticut	2004 Notre Dame	2007 West Virginia
2011 Seton Hall	2006 Syracuse	2009 Connecticut	2005 Notre Dame	2008 Villanova
2012 St. John's	2007 Georgetown	2010 Connecticut	2006 Providence	2009 Villanova
2013 Connecticut	2008 Pittsburgh	2011 Connecticut	2007 Louisville	2010 Villanova
2014 Xavier	2009 Louisville	2012 Connecticut	2008 Georgetown	2011 Villanova
2015 St. John's	2010 West Virginia	2013 Notre Dame	2009 Syracuse	2012 Georgetown
2016 Xavier	2011 Connecticut	2014 DePaul	2010 Syracuse	2013 Providence
2017 Xavier	2012 Louisville	2015 DePaul	2011 Villanova	2014 Georgetown
2018 St. John's	2013 Louisville	2016 St. John's	2012 Syracuse	2015 Providence
2019 Creighton	2014 Providence	2017 Marquette	2013 Villanova	2016 Providence
2020 None	2015 Villanova	2018 DePaul	2014 Villanova	2017 Villanova
2021 Connecticut	2016 Seton Hall	2019 DePaul	2015 Georgetown	2018 Villanova
2022 Connecticut	2017 Villanova	2020 DePaul	2016 Georgetown	2019 Butler
2023 Xavier	2018 Villanova	2021 Connecticut	2017 Georgetown	*2020 Georgetown
	2019 Villanova	2022 Connecticut	2018 Georgetown	2021 Georgetown
	2020 None	2023 Connecticut	2019 Villanova	2022 Georgetown
	2021 Georgetown		*2020 Butler	
	2022 Villanova	<b>Totals:</b> Connecticut 21,	2021 Butler	<b>Totals:</b> Villanova 16,
	2023 Marquette	DePaul 5, St. John's 4,	2022 Villanova	Providence 8, Georgetown 8,
		Villanova 3, Miami 2,		Boston College 4, Notre Dame
	<b>Totals:</b> Georgetown 8,	Marquette 1,	<b>Totals:</b> Providence 15,	3, Butler 1, West Virginia 1.
	Connecticut 6, Villanova 6,	Notre Dame 1, Rutgers 1,	Georgetown 10, Villanova 8,	
	Syracuse 5,, St. John's 3,	Syracuse 1, Providence 1,	Notre Dame 5, Syracuse 3,	
	Louisville 3, Seton Hall 3,	Boston College 1.	Butler 2, Louisville 1.	
	Boston College 2, Pittsburgh			
	2, Providence 2, Marquette 1,			
	West Virginia 1.			

\* Moved to Spring of 2021 due to COVID-19 Pandemic

# All-time BIG EAST Champions

## Field Hockey

1989	Providence
1990	Villanova
1991	Providence
1992	Connecticut
1993	Syracuse
1994	Boston College
1995	Syracuse
1996	Connecticut
1997	Boston College
1998	Connecticut
1999	Connecticut
2000	Connecticut
2001	Syracuse
2002	Connecticut
2003	Boston College
2004	Connecticut
2005	Connecticut
2006	Connecticut
2007	Connecticut
2008	Syracuse
2009	Connecticut
2010	Syracuse
2011	Syracuse
2012	Connecticut
2013	Connecticut
2014	Connecticut
2015	Connecticut
2016	Connecticut
2017	Connecticut
2018	Connecticut
2019	Connecticut
*2020	Connecticut
2021	Liberty
2022	Liberty

**Totals:** Connecticut 20, Syracuse 6, Boston College 3, Providence 2, Liberty 2, Villanova 1.

## Rowing

2004	Notre Dame
2005	Notre Dame
2006	Notre Dame
2007	Notre Dame
2008	Notre Dame
2009	Notre Dame
2010	Notre Dame
2011	Notre Dame
2012	Notre Dame
2013	Notre Dame

**Totals:** Notre Dame 10.

## Men's Golf

1979	St. John's
1980	Providence
1981	St. John's
1982	St. John's
1983	St. John's
1984	St. John's
1985	Villanova
1986	St. John's
1987	St. John's
1988	St. John's
1989	St. John's
1990	Villanova
1991	Miami
1992	Seton Hall
1993	Providence
1994	Connecticut
1995	Notre Dame
1996	Notre Dame
1997	Notre Dame
1998	Georgetown
2000	Seton Hall
2001	Virginia Tech
2002	Virginia Tech
2003	Virginia Tech
2004	Notre Dame
2005	Notre Dame
2006	Notre Dame
2007	Louisville
2008	Marquette
2009	Louisville
2010	Georgetown
2011	Notre Dame
2012	Notre Dame
2013	USF
2014	St. John's
2015	Marquette
2016	Georgetown
2017	Marquette
2018	Georgetown
2019	Marquette
2020	None
2021	Connecticut
2022	Seton Hall
2023	Marquette

**Totals:** St. John's 10, Notre Dame 8, Marquette 5, Georgetown 4, Seton Hall 3, Virginia Tech 3, Louisville 2, Providence 2, Villanova 2, Connecticut 2, Miami 1, USF 1.

## Women's Golf

2003	Notre Dame
2004	Notre Dame
2005	St. John's
2006	Louisville
2007	Louisville
2008	Notre Dame
2009	Louisville
2010	Louisville
2011	Notre Dame
2012	USF
2013	Notre Dame
2014	Seton Hall
2015	Seton Hall
2016	Seton Hall
2017	Georgetown
2018	Georgetown
2019	Xavier
2020	None
2021	Xavier
2022	Xavier
2023	Xavier

**Totals:** Notre Dame 5, Louisville 4, Seton Hall 3, Xavier 3, Georgetown 2, St. John's 1, USF 1.

## Men's Lacrosse

2012	Syracuse
2013	Syracuse
2014	Denver
2015	Denver
2016	Marquette
2017	Marquette
2018	Georgetown
2019	Georgetown
2020	None
2021	Georgetown
2022	Georgetown
2023	Georgetown

**Totals:** Georgetown 5, Syracuse 2, Denver 2, Marquette 2.

## Women's Lacrosse

2001	Georgetown
2002	Georgetown
2003	Georgetown
2004	Georgetown
2005	Georgetown
2006	Georgetown
	Syracuse
2007	Syracuse
2008	Syracuse
2009	Notre Dame
2010	Georgetown
2011	Loyola
2012	Loyola
2013	Syracuse
2014	Louisville
2015	Florida

2016	Florida
2017	Florida
2018	Florida
2019	Georgetown
2019	Georgetown
2020	None
2021	Denver
2022	Denver
2023	Denver

**Totals:** Georgetown 9, Florida 4, Syracuse 4, Denver 3, Loyola 2, Notre Dame 1, Louisville 1.

## Men's Soccer

1982	Syracuse
1983	Connecticut
1984	Connecticut
1985	Syracuse
1986	Seton Hall
1987	Seton Hall
1988	Seton Hall
1989	Connecticut
1990	Boston College
1991	Seton Hall
1992	St. John's
1993	St. John's
1994	St. John's
1995	St. John's
1996	Notre Dame
1997	Rutgers
1998	St. John's
1999	Connecticut
2000	Boston College
2001	St. John's
2002	Boston College
2003	Notre Dame
2004	Connecticut
2005	Connecticut
2006	St. John's
2007	Connecticut
2008	USF
2009	St. John's
2010	Louisville
2011	St. John's
2012	Notre Dame
2013	Marquette
2014	Providence
2015	Georgetown
2016	Butler
2017	Georgetown
2018	Georgetown
2019	Georgetown
*2020	Seton Hall
2021	Georgetown
2022	Creighton

**Totals:** St. John's 9, Connecticut 7, Georgetown 5, Seton Hall 5, Boston College 3, Notre Dame 3, Syracuse 2, Butler 1, Creighton 1,

Marquette 1, Providence 1, Louisville 1, Rutgers 1, USF 1.

## Women's Soccer

1993	Providence
1994	St. John's
1995	Notre Dame
1996	Notre Dame
1997	Notre Dame
1998	Notre Dame
1999	Notre Dame
2000	Notre Dame
2001	Notre Dame
2002	Connecticut
2003	Villanova
2004	Connecticut
2005	Notre Dame
2006	Notre Dame
2007	West Virginia
2008	Notre Dame
2009	Notre Dame
2010	West Virginia
2011	West Virginia
2012	Marquette
2013	Marquette
2014	DePaul
2015	Butler
2016	Georgetown
2017	Georgetown
2018	Georgetown
2019	Xavier
*2020	Georgetown
2021	Georgetown
2022	Georgetown

**Totals:** Notre Dame 11, Georgetown 6, West Virginia 3, Connecticut 2, Marquette 2, Providence 1, St. John's 1, Villanova 1, DePaul 1, Butler 1, Xavier 1.

\* Moved to Spring of 2021 due to COVID-19 Pandemic



# All-time BIG EAST Champions

## Softball

1990	Connecticut
1991	Connecticut
1992	Connecticut
1993	Connecticut
1994	Providence
1995	Connecticut
1996	Connecticut
1997	Boston College
1998	Boston College
1999	Notre Dame
2000	Notre Dame
2001	Connecticut
2002	Notre Dame
2003	Notre Dame
2004	Seton Hall
2005	Seton Hall
2006	Notre Dame
2007	Louisville
2008	DePaul
2009	Notre Dame
2010	Syracuse
2011	Syracuse
2012	Louisville
2013	USF
2014	DePaul
2015	St. John's
2016	Butler
2017	DePaul
2018	DePaul
2019	DePaul
2020	None
2021	Villanova
2022	Villanova
2023	Seton Hall

**Totals:** Connecticut 8, Notre Dame 6, DePaul 5, Seton Hall 3, Louisville 2, Syracuse 2, Villanova 2, St. John's 1, Butler 1, USF 1, Providence 1.

## Men's Swimming & Diving

1980	Syracuse
1981	Villanova
1982	Syracuse
1983	Pittsburgh
1984	Pittsburgh
1985	Pittsburgh
1986	Pittsburgh
1987	Pittsburgh
1988	Pittsburgh
1989	Pittsburgh
1990	Pittsburgh
1991	Pittsburgh
1992	Pittsburgh
1993	Villanova
1994	Pittsburgh
1995	Miami
1996	Syracuse
1997	Pittsburgh
1998	Pittsburgh
1999	Pittsburgh
2000	Pittsburgh
2001	Pittsburgh
2002	Pittsburgh
2003	Pittsburgh
2004	Pittsburgh
2005	Notre Dame
2006	Notre Dame
2007	West Virginia
2008	Notre Dame
2009	Notre Dame
2010	Louisville
2011	Louisville
2012	Notre Dame
2013	Notre Dame
2014	Xavier
2015	Xavier
2016	Xavier
2017	Seton Hall
2018	Seton Hall
2019	Xavier
2020	Xavier
2021	Georgetown
2022	Georgetown

**Totals:** Pittsburgh 19, Notre Dame 6, Xavier 5, Syracuse 3, Seton Hall 2, Villanova 2, Louisville 2, Georgetown 2, West Virginia 1, Miami 1.

## Women's Swimming & Diving

1983	Pittsburgh
1984	Pittsburgh
1985	Pittsburgh
1986	Pittsburgh
1987	Pittsburgh
1988	Pittsburgh
1989	Pittsburgh
1990	Pittsburgh
1991	Pittsburgh
1992	Villanova
1993	Villanova
1994	Villanova
1995	Villanova
1996	Villanova
1997	Notre Dame
1998	Notre Dame
1999	Notre Dame
2000	Notre Dame
2001	Notre Dame
2002	Notre Dame
2003	Notre Dame
2004	Notre Dame
2005	Notre Dame
2006	Notre Dame
2007	Notre Dame
2008	Notre Dame
2009	Notre Dame
2010	Notre Dame
2011	Louisville
2012	Louisville
2013	Louisville
2014	Villanova
2015	Villanova
2016	Villanova
2017	Villanova
2018	Villanova
2019	Villanova
2020	Villanova
2021	Villanova
2022	Villanova

**Totals:** Notre Dame 14, Villanova 14, Pittsburgh 9, Louisville 3.

## Men's Tennis

1979	Boston College
1980	St. John's
1981	Boston College
1982	Boston College
1983	Boston College
1984	Boston College
1985	Boston College
1986	Boston College
1987	Boston College
1988	Boston College
1989	Georgetown
1990	Boston College
1991	St. John's
1993	Miami
1994	Miami
1995	Miami
1996	Notre Dame
1997	Miami
1998	Miami
1999	Notre Dame
2000	Miami
2001	Miami
2002	Notre Dame
2003	Miami
2004	Notre Dame
2005	Notre Dame
2006	Louisville
2007	Notre Dame
2008	Notre Dame
2009	USF
2010	Louisville
2011	Louisville
2012	Louisville
2013	Notre Dame
2014	St. John's
2015	St. John's
2016	St. John's
2017	Butler
2018	Marquette
2019	St. John's
2020	None
2021	DePaul
2022	DePaul
2023	St. John's

**Totals:** Boston College 10, Miami 8, Notre Dame 8, St. John's 7, Louisville 4, DePaul 2, Marquette 1, Georgetown 1, USF 1, Butler 1.

## Women's Tennis

1982	Syracuse
1983	Boston College
1984	Syracuse
1985	Syracuse
1986	Boston College
1987	Boston College
1988	Boston College
1989	Boston College
1990	Boston College
1991	Miami
1992	Miami
1993	Miami
1995	Miami
1996	Notre Dame
1997	Notre Dame
1998	Miami
1999	Notre Dame
2000	Miami
2001	Notre Dame
2002	Miami
2003	Notre Dame
2004	Miami
2005	Notre Dame
2006	Notre Dame
2007	USF
2008	Notre Dame
2009	Notre Dame
2010	Notre Dame
2011	Notre Dame
2012	Notre Dame
2013	Notre Dame
2014	DePaul
2015	DePaul
2016	Xavier
2017	DePaul
2018	St. John's
2019	DePaul
2020	None
2021	Xavier
2022	Xavier
2023	Xavier

**Totals:** Notre Dame 13, Miami 8, Boston College 6, DePaul 4, Xavier 3, St. John's 1, USF 1, Syracuse 1.

# All-time BIG EAST Champions

## Men's Indoor

### Track & Field

1980	Connecticut
1981	Seton Hall
1982	Seton Hall
1983	Villanova
1984	Seton Hall
1985	Villanova
1986	Villanova
1987	Pittsburgh
1988	Georgetown
1989	Georgetown
1990	Georgetown
1991	Georgetown
1992	Syracuse
1993	Seton Hall
1994	Georgetown
1995	Georgetown
1996	Georgetown
1997	Connecticut
1998	Georgetown
1999	Georgetown
2000	Georgetown
2001	Georgetown
2002	Connecticut
2003	Notre Dame
2004	Connecticut
2005	Notre Dame
2006	Connecticut
2007	Notre Dame
2008	Connecticut
2009	Connecticut
2010	Notre Dame
2011	Connecticut
2012	Notre Dame
2013	Connecticut
2014	Villanova
2015	Villanova
2016	Villanova
2017	DePaul
2018	Villanova
2019	Villanova
2020	Villanova
2021	Connecticut
2022	Connecticut

**Totals:** Georgetown 11, Connecticut 11, Villanova 8, Notre Dame 5, Seton Hall 4, Pittsburgh 1, Syracuse 1, DePaul 1.

## Women's Indoor

### Track & Field

1983	Villanova
1984	Villanova
1985	Villanova
1986	Villanova
1987	Villanova
1988	Villanova
1989	Pittsburgh
1990	Villanova
1991	Villanova
1992	Georgetown
1993	Villanova
1994	Seton Hall
1995	Georgetown
1996	Georgetown
1997	Villanova
1998	Georgetown
1999	Pittsburgh
2000	Villanova
2001	Georgetown
2002	Notre Dame
2003	Miami
2004	Miami
2005	Pittsburgh
2006	Notre Dame
2007	Georgetown
2008	Connecticut
2009	Connecticut
2010	Villanova
2011	Louisville
2012	Georgetown
2013	Notre Dame
2014	Villanova
2015	Villanova
2016	Marquette
2017	Marquette
2018	Villanova
2019	Villanova
2020	Villanova
2021	Connecticut
2022	Connecticut

**Totals:** Villanova 16, Georgetown 7, Connecticut 4, Pittsburgh 3, Notre Dame 3, Marquette 2, Miami 2, Louisville 1, Seton Hall 1.

## Men's Outdoor

### Track & Field

1981	Villanova
1982	Connecticut
1983	Villanova
1984	Villanova
1985	Villanova
1986	Villanova
1987	St. John's
1988	Georgetown
1989	Pittsburgh
1990	Georgetown
1991	Georgetown
1992	Georgetown
1993	Georgetown
1994	Pittsburgh
1995	Georgetown
1996	Georgetown
1997	Georgetown
1998	Georgetown
1999	Georgetown
2000	Notre Dame
2001	Georgetown
2002	Connecticut
2003	Notre Dame
2004	Notre Dame
2005	Rutgers
2006	Notre Dame
2007	Louisville
2008	Notre Dame
2009	Notre Dame
2010	Notre Dame
2011	Connecticut
2012	Notre Dame
2013	Connecticut
2014	Villanova
2015	Villanova
2016	Marquette
2017	DePaul
2018	Marquette
2019	Villanova
2020	None
2021	Connecticut
2022	Connecticut
2023	Connecticut

**Totals:** Georgetown 11, Villanova 8, Notre Dame 8, Connecticut 7, St. John's 2, Marquette 2, Pittsburgh 2, Louisville 1, Rutgers 1, DePaul 1.

## Women's Outdoor

### Track & Field

1983	Villanova
1984	Villanova
1985	Villanova
1986	Connecticut
1987	Villanova
1988	Villanova
1989	Villanova
1990	Pittsburgh
1991	Pittsburgh
1992	Georgetown
1993	Seton Hall
1994	Pittsburgh
1995	Connecticut
1996	Georgetown
1997	Villanova
1998	Miami
1999	Miami
2000	Villanova
2001	Miami
2002	Miami
2003	Miami
2004	Miami
2005	Pittsburgh
2006	Pittsburgh
2007	Notre Dame
2008	Louisville
2009	Louisville
2010	Louisville
2011	Louisville
2012	Louisville
2013	Notre Dame
2014	Villanova
2015	Villanova
2016	Marquette
2017	Marquette
2018	Villanova
2019	Villanova
2020	None
2021	Villanova
2022	Connecticut
2023	Connecticut

**Totals:** Villanova 13, Miami 6, Louisville 5, Pittsburgh 5, Connecticut 4, Georgetown 2, Notre Dame 2, Marquette 1, Seton Hall 1.

## Women's

### Volleyball


1982	Pittsburgh
1983	Providence
1984	Pittsburgh
1985	Providence
1986	Pittsburgh
1987	Providence
1988	Pittsburgh
1989	Pittsburgh
1990	Pittsburgh
1991	Pittsburgh
1992	Pittsburgh
1993	Pittsburgh
1994	Pittsburgh
1995	Notre Dame
1996	Notre Dame
1997	Notre Dame
1998	Notre Dame
1999	Georgetown
2000	Notre Dame
2001	Notre Dame
2002	Notre Dame
2003	Pittsburgh
2004	Notre Dame
2005	Notre Dame
2006	Louisville
2007	St. John's
2008	Louisville
2009	Louisville
2010	Louisville
2011	Cincinnati
2012	Louisville
2013	Marquette
2014	Creighton
2015	Creighton
2016	Creighton
2017	Creighton
2018	Creighton
2019	St. John's
*2020	Creighton
2021	Creighton
2022	Creighton

**Totals:** Pittsburgh 11, Notre Dame 9, Creighton 8, Louisville 5, Providence 3, St. John's 2, Marquette 1, Cincinnati 1, Georgetown 1.

\* Moved to Spring of 2021 due to COVID-19 Pandemic



# BIG EAST Presidents



*James Danko  
Butler University*



*Radenka Maric  
University of Connecticut*



*Rev. Daniel Hendrickson, S.J., Ph.D.  
Creighton University*



*Robert L. Manuel, PhD  
DePaul University*




*John J. DeGioia, Ph.D.  
Georgetown University*



*Dr. Michael R. Lovell  
Marquette University*



*Rev. Kenneth R. Sicard, O.P.  
Providence College*



*Rev. Brian J. Shanley, O.P.  
St. John's University*



*Katia Passerini, Ph.D.  
Seton Hall University (interim)*



*Rev. Peter M. Donahue, O.S.A.  
Villanova University*



*Dr. Colleen Hanycz  
Xavier University*

# BIG EAST Athletic Directors



# BIG EAST Notebook

## ST. JOHN'S, PROVIDENCE, GEORGETOWN HAVE NEW COACHES

The BIG EAST has three new coaches for 2023-24. Rick Pitino returns to the BIG EAST, taking over at St. John's. He had previously coached in the league twice, at Providence for two seasons and at Louisville for the eight years that the Cardinals were a league member. Pitino guided Louisville to the national championship in 2013. Providence hired Kim English, who had been the coach at George Mason for the past two seasons. Georgetown hired Ed Cooley after a successful 12-year tenure at Providence.

## UCONN WON FIFTH NATIONAL CHAMPIONSHIP

The Connecticut Huskies captured their fifth national championship last season, defeating San Diego State 76-59 for the title. UConn won all six NCAA contests by double figures en route to holding up the trophy in Houston. The Huskies have won four national championships with three coming as a member of the BIG EAST (1999, 2004, 2011).

## BIG EAST TEAMS WERE 12-4 IN NCAA TOURNEY PLAY

BIG EAST squads compiled a 12-4 NCAA Tournament record last season, the best record in the 10 seasons of the conference's current configuration. UConn was 6-0 followed by Creighton (3-1), Xavier (2-1), Marquette (1-1) and Providence (0-1).

## FIVE BIG EAST TEAMS WENT DANCING, TWO WERE IN NIT

Marquette, Xavier, Connecticut, Creighton and Providence all received NCAA Tournament invitations. Marquette, the BIG EAST regular-season and tournament champion, was awarded a No. 2 seed in the East Region. Xavier, the regular-season and tourney runner-up, received a No. 3 seed in the Midwest Regional.

## BIG EAST HAS AVERAGED MORE THAN FIVE NCAA BIDS PER SEASON

Since realignment, the BIG EAST has received a total of 42 NCAA Tournament invitations, averaging 5.2 per season over nine possible seasons (2014-23). Villanova won the national championship in 2018 and 2016. In 2017, the BIG EAST had seven NCAA Tournament participants, the most since the new configuration began in 2013-14.

## BIG EAST, BIG 12 CONTINUE BATTLE

The BIG EAST-Big 12 Battle continues for a fifth season in 2023-24. All 11 BIG EAST squads will participate in the series. The games will be played in the local markets of the home teams with five home contests for each conference.

## BIG EAST CONTINUES DIVERSITY, EQUITY AND INCLUSION EFFORTS; TEAMS TO WEAR 'BE THE CHANGE' PATCHES FOR 2023-24

As part of the BIG EAST Conference's continued efforts to promote diversity, equity and inclusion, student-athletes across all BIG EAST sports will wear a "BE the Change" uniform patch during the 2023-24 athletic year. The patch is intended to be a visual reminder of the BIG EAST's collective commitment to champion equity and racial and social justice.

In July 2020, the BIG EAST launched "BE the Change," a social and racial justice advocacy and communications program designed to serve as the conference's primary DE&I platform. The platform is an outgrowth of the work of the BIG EAST Diversity, Equity, and Inclusion Working Group, which was formed in 2019 to promote diversity, gender equity and inclusive practices within the BIG EAST community and to create a strategic roadmap for member schools as they build on DE&I efforts already underway on their campuses.



## BIG EAST, BIG TEN CONTINUE GAVITT TIPOFF GAMES

The BIG EAST and Big Ten Conferences will compete against each other in the eighth annual Gavitt Tipoff Games. All games will be televised on FS1. The Gavitt Tipoff Games is a unique early-season series played between the two conferences and named in honor of Hall of Famer Dave Gavitt, founder of the BIG EAST and basketball visionary.

This year's schedule:

### November 30

Texas Tech at Butler - 6:30 - FS1  
Creighton at Okla. State - 8:00 - ESPN2

### December 1

Houston at Xavier - 6:30 - FS1  
St. John's at West Virginia - 7:00 - ESPN2  
Iowa State at DePaul - 8:30 - FS1  
Connecticut at Kansas - 9:00 - ESPN2

### December 2

TCU at Georgetown - 5:30 - FS1

### December 5

Providence at Oklahoma - 7:00 - ESPNU  
Villanova at Kansas State - 7:00 - ESPN2  
Texas at Marquette - 8:00 - FS1  
Seton Hall at Baylor - 9:00 - ESPN2

This year's schedule:

### November 13

Michigan at St. John's 6:30 FS1  
Xavier at Purdue 8:30 FS1

### November 14

Wisconsin at Providence 6:00 FS1  
Marquette at Illinois 8:00 FS1  
Iowa at Creighton 9:00 FS1

### November 15

Georgetown at Rutgers 8:30 FS1

### November 17

Butler at Michigan State 6:30 FS1  
Maryland at Villanova 8:30 FS1

## VILLANOVA HAS THE TOP 10-YEAR LEAGUE RECORD

In the 10 seasons since conference realignment, Villanova owns the best record in conference play with a 140-41 (.774) mark. The Wildcats have won or shared seven of the 10 regular-season titles. Marquette won outright this past season. Providence won outright two years ago and Xavier won in 2017-18.

## CONFERENCE RECORDS (2013-23)

	Overall	Pct.
Villanova	140-41	.774
Connecticut	37-19	.661*
Creighton	109-76	.589
Providence	106-76	.582
Xavier	103-75	.579
Seton Hall	97-87	.527
Marquette	96-88	.522
Butler	84-102	.452
St. John's	70-114	.380
Georgetown	55-121	.313
DePaul	39-142	.215

\*three seasons (2020-23)

## BIG EAST TEAMS HAVE WON 10 NCAA TITLES

The BIG EAST owns a 10-5 record in national championship games. In addition to UConn's title this past April, Villanova won in 2018 and 2016. The other winners are: Georgetown (1984); Villanova (1985); Connecticut (1999, 2004, 2011); Syracuse (2003) and Louisville (2013).

## MARQUETTE TOPPED XAVIER FOR BIG EAST TOURNAMENT TITLE

Top-seeded Marquette defeated No. 2 seed Xavier 65-51 in the BIG EAST Tournament title game. The tourney crown was the first for Marquette as a BIG EAST member. Guard Tyler Kolek, the BIG EAST Player of the Year, was named winner of the Dave Gavitt Trophy as the tournament's Most Outstanding Player. He became the 13th player in BIG EAST history to win both awards in the same year. The Golden Eagles advanced to the final with a pair of two-point wins. Marquette edged St. John's 72-70 in overtime in the quarterfinals and squeezed past UConn 70-68 in the semifinals.

## BIG EAST TOURNAMENT WAS A COMPLETE SELLOUT AT MSG


The 2023 BIG EAST Tournament at Madison Square Garden was a complete sellout. Each of the five sessions was filled with 19,812 fans.

## BIG EAST NCAA TEAM NOTABLES

**Marquette's** No. 2 seed was its highest ever since the NCAA started seeding teams in 1979. The Golden Eagles made their 35th NCAA appearance, which is tied for 10th place on the NCAA's all-time list. Marquette was ranked sixth in the final Associated Press poll...**Xavier** appeared in its 29th NCAA Tournament. The third-seeded Musketeers were also a No. 3 in 2003 and 2008...**UConn** made its 36th NCAA appearance. The Huskies have five national championships, six Final Fours, 12 Elite Eights and 18 Sweet 16s...**Creighton** has won at least one postseason game in 12 of its last 14 appearances...**Providence** has appeared in seven of the last nine NCAA Tournaments. The Friars advanced to the Sweet 16 in 2022.

## SHOOTAROUND: THE BIG EAST'S LIVE HOOPS ONLINE SHOW

Shootaround, the BIG EAST's live weekly men's basketball online show that captures interviews and highlights of league actions, will begin its seventh season in 2023-24. John Fanta is the host. the award-winning program will air on the league's social media platforms ahead of the bigeast games. Be sure to follow @BIGEASTMBB and @BIGEAST on Twitter and follow the league on Instagram, Facebook and YouTube @BIGEAST.





# Preseason Honors

## MARQUETTE'S TYLER KOLEK VOTED BIG EAST PRESEASON PLAYER OF THE YEAR; UCONN'S STEPHON CASTLE NAMED PRESEASON FRESHMAN OF THE YEAR

Marquette guard Tyler Kolek has been named 2023-24 BIG EAST Preseason Player of the Year by a vote of the league's head coaches. Connecticut guard Stephon Castle has been chosen BIG EAST Preseason Freshman of the Year. The coaches, who were not permitted to select their own players, also chose an All-BIG EAST First Team, All-BIG EAST Second Team and All-BIG EAST Honorable Mention.

Kolek, a 6-3 junior, was the 2022-23 BIG EAST Player of the Year while leading Marquette to the school's first outright regular-season title. Kolek also guided the Golden Eagles to their first BIG EAST Tournament crown and won the Dave Gavitt Trophy as the Most Outstanding Player. The native of Cumberland, R.I., averaged 12.9 points, led the league in assists with a 7.5 average and was first in assist/turnover ratio at 3.0. Marquette finished with an overall 29-4 record.

Castle, a 6-6 guard, was one of the nation's top recruits. He comes to UConn following a spectacular high school career at Newton High School in Covington, Ga. Castle was a consensus 5-star national recruit. He was named a McDonald's All-American and to the MaxPreps All-American Second Team. As a senior, he averaged 20.1 points, 9.5 rebounds, 4.8 assists, 3.0 steals, and 2.0 blocks.

Creighton's Ryan Kalkbrenner and Providence's Bryce Hopkins are two Preseason All-BIG EAST Team picks who were postseason All-BIG EAST Team selections last season. Kalkbrenner has won BIG EAST Defensive Player of the Year honors in each of the past two years. Last year, the 7-2 center ranked fifth in the league in scoring with a 15.9 mark and averaged 6.1 rebounds. He was first in field goal shooting, making 69.5 percent and first in blocks at 2.1. Hopkins, a 6-7 forward-guard, was seventh in the league with a 15.8 scoring mark in his first season as a Friar. His 8.5 rebound average ranked second in the BIG EAST.

The remainder of the Preseason All-BIG EAST Second Team shows two guards and a center. The guards are Creighton's Trey Alexander and Villanova's Justin Moore. Alexander, a 6-4 junior, averaged 13.6 points and ranked fifth in 3-point shooting, hitting 41 percent. Moore, a 6-4 graduate student, returned to play 13 games last season after a long recovery fol-

lowing Achilles surgery. He was a Preseason All-BIG EAST Second Team pick last year.

St. John's center Joel Soriano earned All-BIG EAST First Team honors after averaging 15.2 points and a league-leading 11.9 rebounds. The 6-11 senior's rebound average was more than three better than all other players in the league. His 25 double-doubles ranked second nationally.

Marquette has two players on the All-BIG EAST Second Team, guard Kam Jones and forward Oso Ighodaro. Jones led the Golden Eagles in scoring with 15.1 average. Ighodaro was an all-around contributor, averaging 11.4 points, 5.9 rebounds, 3.3 assists and 1.5 blocked shots. Jones and Ighodaro were All-BIG EAST Second Team postseason picks last year.

Connecticut sophomore Donovan Clingan is slated for a more prominent role after making the BIG EAST All-Freshman Team last season. The 7-2 center averaged 6.9 points, 5.6 rebounds and 1.8 blocks while shooting 65.5 percent from the floor.

Creighton's 6-7 senior Baylor Scheierman averaged 12.8 points and 8.3 rebounds in his first season with the Bluejays. His rebound mark ranked third in the BIG EAST.

Villanova redshirt-senior Eric Dixon was a solid frontcourt contributor last season. He averaged 15.4 points and 6.6 rebounds, while earning All-BIG EAST Second Team honors.

The All-BIG EAST Honorable Mention group includes three players. UConn sophomore forward Alex Karaban was a unanimous pick for the BIG EAST All-Freshman Team. Providence junior guard Devin Carter is an elite defender who makes all-around offensive contributions. Xavier graduate student Zach Freemantle is a frontcourt veteran who missed the second half of last season with a foot injury.



Tyler Kolek, Marquette

### **BIG EAST Preseason Player of the Year**

Tyler Kolek, Marquette, G, Sr., 6-3, 190, Cumberland, R.I.

### **BIG EAST Preseason Freshman of the Year**

Stephon Castle, Connecticut, G, Fr., 6-6, 215, Covington, Ga.

### **Preseason All-BIG EAST First Team**

Trey Alexander, Creighton, G, Jr., 6-4, 190, Oklahoma City, Okla.

\*Ryan Kalkbrenner, Creighton, C, Jr., 7-1, 260, St. Louis, Mo.

Bryce Hopkins, Providence, F-G, Jr., 6-7, 220, Oak Park, Ill.

Joel Soriano, St. John's, C, Sr., 6-11, 255, Yonkers, N.Y.

Justin Moore, Villanova, G, Gr., 6-4, 210, Fort Washington, Md.

### **Preseason All-BIG EAST Second Team^**

Donovan Clingan, Connecticut, C, So., 7-2, 265, Bristol, Conn.

Baylor Scheierman, Creighton, G, Sr., 6-7, 205, Aurora, Neb.

Oso Ighodaro, Marquette, F, Sr., 6-11, 225, Chandler, Ariz.

Kam Jones, Marquette, G, Jr., 6-5, 200, Memphis, Tenn.

Eric Dixon, Villanova, F, R-Sr., 6-8, 255, Willow Grove, Pa.

### **Preseason All-BIG EAST Honorable Mention**

Alex Karaban, Connecticut, F, R-So., 6-8, 220, Southborough, Mass.

Devin Carter, Providence, G, Jr., 6-3, 195, Miami, Fla.

Zach Freemantle, Xavier, F, Gr., 6-9, 227, Teaneck, N.J.

\*unanimous selection

## MARQUETTE TABBED FOR FIRST PLACE IN PRESEASON COACHES' POLL

**Marquette**, the defending BIG EAST regular-season and tournament champion, has been chosen to finish first in the 2023-24 BIG EAST Preseason Coaches' Poll. The Golden Eagles garnered seven first-place votes and earned 96 points in the poll. The league's head coaches were not permitted to vote for their own teams.

The Golden Eagles, who finished 29-4 overall last season, were picked ninth in last year's poll. Coach Shaka Smart welcomes back eight of his nine top scorers from last season, including BIG EAST Player of the Year Tyler Kolek, who also won the Dave Gavitt Trophy as the Most Outstanding Player in the BIG EAST Tournament.

**Creighton** collected the other four first-place votes and finished second in the poll with 92 points. The Bluejays, who advanced to the NCAA Elite Eight last season, will depend on a reliable trio of returning starters, center Ryan Kalkbrenner and guards Trey Alexander and Baylor Scheierman.

**Connecticut**, the reigning NCAA Tournament champion, is third in the poll with 79 points. The Huskies have only two returning starters, guard Tristen Newton and forward Alex Karaban, but welcome a highly regarded group of newcomers. Last season, UConn blasted through the NCAA Tournament, winning all six games by double figures. They were 17-0 against non-BIG EAST opponents.

**Villanova**, is fourth in the poll. The Wildcats are planning to return to a contender's role after finishing 17-17 overall and 10-10 in conference play last season. The Wildcat anchors are center Eric Dixon and guard Justin Moore. Dixon earned All-BIG EAST Second Team honors last year. Moore, an all-league performer two seasons ago, missed over half of last season while recovering from an Achilles injury.

**St. John's** is slotted for fifth place. New coach Rick Pitino has revamped the Johnnies' roster, but still has center Joel Soriano, who averaged 15.2 points and a league-leading 11.9 rebound average. He was an All-BIG EAST Second Team selection. Soriano's 25 double-doubles ranked second in the nation.

**Xavier** was voted sixth. The Musketeers advanced to the NCAA Sweet 16 in coach Sean Miller's first season back at Xavier. Like many teams, Xavier may depend more on newcomers this year. They do have sophomore guard Desmond Claude, a BIG EAST All-Freshman Team pick last year. Transfer guards Quincy Olivari and Dayvion McKnight figure to play critical roles.

**Providence** was placed seventh in the poll. The Friars welcome new coach Kim English, who can build around juniors Bryce Hopkins and Devin Carter. Hopkins was an All-BIG EAST First Team pick in his first season at PC. Carter was one of the league's top all-around performers and was All-BIG EAST Honorable Mention.



*Marquette is tabbed to finish first in the Preseason Coaches' Poll.*

## PRESEASON COACHES' POLL

Pts.	
1.	Marquette (7) 96
2.	Creighton (4) 92
3.	Connecticut 79
4.	Villanova 76
5.	St. John's 59
6.	Xavier 57
7.	Providence 51
8.	Georgetown 34
9.	Seton Hall 30
10.	Butler 16
11.	DePaul 15

First-place votes in parentheses.

**Georgetown**, slotted for eighth, also has a new coach. Ed Cooley has taken over the Hoyas and has transformed the roster. Returnee Jay Heath was a double-figure scorer last season. Some transfers and freshmen should have plenty of opportunities to contribute.

**Seton Hall** is ninth. The Pirates were an NIT team last year, 17-16 overall and 10-10 in the BIG EAST, in coach Shaheen Holloway's first year as head coach. Holloway can lean on a veteran backcourt that includes senior Kadary Richmond and grad student Al-Amir Dawes.

**Butler** was slotted for 10th. Butler coach Thad Matta is in his second year in his second tour of duty as the Bulldog head coach. His 2023-24 roster will feature 10 newcomers, including five transfers who averaged double figures last season for their previous teams.

**DePaul** was picked 11th. The Blue Demons' plan to move up in the standings under third-year coach Tony Stubblefield may start with a pair of seniors, forward Da'Sean Nelson and guard Jalen Terry.

# The BIG EAST on Television

## FOX SPORTS IS THE HOME FOR BIG EAST BASKETBALL

BIG EAST men's basketball will enjoy a record number of national broadcast network appearances for the 2023-24 season. Through its relationship with FOX Sports, the BIG EAST has maintained its status as one of the leaders in the number of games appearing on an over-the-air national network. Television network assignments and game times have been announced.

The exposure on the FOX broadcast network includes 22 games, 18 league contests and four non-conference games. CBS Sports will carry three conference contests on CBS and Paramount+. Every conference and non-conference home game will be televised on a linear network, mostly by FOX Sports.

Once again, more than 100 games will be shown on FS1. Additionally, CBS Sports will telecast at least 19 games across CBS Sports Network.

The BIG EAST Tournament at Madison Square Garden will be played March 13-16. FOX and FS1 will continue to televise the event. The BIG EAST Tournament has been held at MSG since 1983. It is college basketball's longest running conference postseason tournament held at the same venue.

For the third straight year, FOX Sports will provide blanket coverage of the action on November 6, the opening night of the season. BIG EAST Opening Night Tip-Off will include live look-ins on FS1 of seven non-conference contests. Full game coverage for all seven games will be available on the FOX Sports App.

Coverage on the FOX broadcast network begins with a tripleheader on December 9 with three non-conference meetings – Syracuse at Georgetown, UCLA at Villanova and Notre Dame at Marquette.

Villanova will play at Marquette on Jan. 15 on FOX on Martin Luther King Jr. Day.


The only day when five league contests will be played is Saturday, March 9, the last day of the regular season. FOX or FS1 will televise all five games. St. John's hosts Georgetown at Madison Square Garden at noon and DePaul plays at Seton Hall at 8:30 p.m. on FS1. Tip for the other three games on FOX will be announced at a later date.

The BIG EAST is coming off its most successful postseason since the league's change in alignment in 2013-14. Connecticut won its fifth national championship and league teams compiled a 12-4 record in the NCAA Tournament. Creighton reached the Elite Eight. Xavier advanced to the Sweet 16. Marquette made it to the second round and Providence played in the first round. The BIG EAST has averaged 5.2 NCAA bids over the last 10 seasons. Seton Hall and Villanova participated in the NIT.

FS1 will once again televise the Gavitt Tipoff Games. The BIG EAST's four home contests include Michigan versus St. John's at Madison Square Garden on November 13. Providence hosts Wisconsin and Iowa visits Creighton on November 14. Maryland plays at Villanova on November 17.

FS1 will telecast the five BIG EAST home contests in the annual BIG EAST-Big 12 Battle. The schedule includes Texas Tech at Butler on November 30, Iowa State at DePaul and Houston at Xavier on December 1, TCU at Georgetown on December 2, and Texas at Marquette on December 6.

BIG EAST basketball in the 2023-24 season will also be covered on the BIG EAST Digital Network Presented by Invesco QQQ. Shootaround, the BIG EAST's live men's basketball online show that captures interviews and highlights of league action, will begin its seventh year. The award-winning program will air on the league's social media platforms ahead of the biggest games. Fans can follow @BIGEASTMBB on Twitter/X, @BIGEAST on Instagram, and BIGEASTConference on Facebook and YouTube.



*Bill Raftery, FOX Sports*



*Jim Jackson and Gus Johnson, FOX Sports*

# The BIG EAST on Television

## HIGHLIGHTS OF THE 2022-23 SCHEDULE INCLUDE:

- CBS will telecast three BIG EAST league contests with all three games also streaming live on Paramount+: Creighton at Marquette on Dec. 30, Creighton versus St. John's at Madison Square Garden on Feb. 25 and Seton Hall at Connecticut on March 3.
- CBS Sports Network has another strong lineup of BIG EAST contests, including 16 conference games and three non-conference contests. The first league game is Connecticut at Seton Hall on Dec. 20.
- For the ninth straight season, the BIG EAST Tournament championship game at Madison Square Garden will be carried on FOX. Tipoff will be 6:30 p.m. ET. The FS1 tourney coverage will begin with a first-round tripleheader on Wednesday, March 13, at 4 p.m. Quarterfinal doubleheaders will be played Thursday afternoon and evening, March 14. The semifinal doubleheader is Friday, March 15, followed by the title game on Saturday evening, March 16.
- The BIG EAST will have a significant Friday night presence with six league telecasts, beginning with Georgetown at Marquette on December 22.
- Four games are planned for FOX PRIMETIME HOOPS on Saturday nights throughout the season: St. John's at Connecticut on Dec. 23, UConn at Villanova on Jan. 20 (pending FOX's NFL playoff schedule), and Villanova at UConn on Feb. 24. The final PRIMETIME HOOPS game will take place on March 9.



**FS1 To Telecast More Than 100 Games; National Network Exposure Includes 25 Games**

## FOX BROADCAST NETWORK SCHEDULE

Dec. 9	Syracuse at Georgetown.....	11:30 a.m.
	UCLA at Villanova (WF).....	7:00
	Notre Dame at Marquette.....	9:00
Dec. 16	Alabama at Creighton .....	2:00
Dec. 23	St. John's at Connecticut.....	8:00
Jan. 6	St. John's at Villanova (WF).....	1:00
Jan. 13	St. John's at Creighton .....	1:00
Jan. 14	Georgetown at Connecticut .....	Noon/4:30
Jan. 15	Villanova at Marquette.....	2:30
Jan. 20	Marquette at St. John's (MSG) .....	Noon
Jan. 27	Georgetown at Providence.....	12:30
Feb. 3	Connecticut at St. John's (MSG).....	Noon
Feb. 10	Creighton at Xavier .....	12:30
Feb. 17	Creighton at Butler .....	12:30
	Marquette at Connecticut.....	3:00
Feb. 24	Villanova at Connecticut .....	8:00
March 2	Villanova at Providence.....	Noon
	Marquette at Creighton.....	2:30
March 9	Georgetown at St. John's (MSG).....	Noon
	Connecticut at Providence.....	TBD
	Creighton at Villanova.....	TBD
	Marquette at Xavier .....	TBD

\*May be carried on FS1.



## CBS SPORTS SCHEDULE

Dec. 30	Creighton at Marquette.....	2:00
Feb. 25	Creighton at St. John's (MSG) .....	Noon
March 3	Seton Hall at Connecticut .....	Noon



## BIG EAST DIGITAL COVERAGE (BEDN)

BIG EAST basketball during the 2023-24 season will also be covered on the BIG EAST Digital Network on FloSports Presented by Invesco QQQ. Shootaround, the BIG EAST's live weekly men's basketball online show that captures interviews and highlights of league action, will begin its seventh season in 2023-24. The award-winning program will air on the league's social media platforms ahead of the biggest games. Be sure to follow @BIGEASTMBB and @BIGEAST on Twitter and follow the league on Instagram, Facebook and YouTube @BIGEAST.

The FOX Sports App provides live streaming video of FOX Sports content at home or on-the-go. FOX Sports App users, who are also subscribers of participating video providers, can live stream men's basketball telecasts carried on the FOX broadcast network, FS1 and FS2.

CBS Sports' broadcast coverage will be available to stream live on Paramount+, with additional coverage on CBSSports.com and CBS Sports HQ.





# The BIG EAST on Television

## BIG EAST GAMES ON TV

	Time (ET)	Network		Time (ET)	Network		Time (ET)	Network
<b>Tuesday, December 19</b>			<b>Friday, January 19</b>			<b>Wednesday, February 14</b>		
Georgetown at Butler	6:30	FS1	Georgetown at Xavier	6:30	FS1	Xavier at Seton Hall	7:00	CBSSN
Marquette at Providence	8:30	FS1				Connecticut at DePaul	9:00	CBSSN
<b>Wednesday, December 20</b>			<b>Saturday, January 20</b>			<b>Friday, February 16</b>		
Xavier at St. John's	7:00	FS1	Marquette at St. John's (MSG)	Noon	FOX	Villanova at Georgetown	7:00	CBSSN
Connecticut at Seton Hall	7:00	CBSSN	Creighton at Seton Hall	Noon	FS1			
Villanova at Creighton	9:00	FS1	DePaul at Butler	4:00	FS1			
			Connecticut at Villanova (WF)	8:00	FOX/FS1			
<b>Friday, December 22</b>			<b>Tuesday, January 23</b>			<b>Saturday, February 17</b>		
Georgetown at Marquette	7:00	FS1	Butler at Georgetown	6:30	FS1	Creighton at Butler	12:30	FOX
			Xavier at Creighton	8:30	FS1	Marquette at Connecticut (XL)	3:00	FOX
						DePaul at Providence	7:30	FS1
<b>Saturday, December 23</b>			<b>Wednesday, January 24</b>			<b>Sunday, February 18</b>		
Butler at Providence	Noon	FS1	Providence at Seton Hall	6:30	FS1	Seton Hall at St. John's	5:00	FS1
Seton Hall at Xavier	2:00	FS1	Villanova at St. John's (MSG)	8:30	FS1			
Villanova at DePaul	4:00	FS1	Marquette at DePaul	9:00	CBSSN			
St. John's at Connecticut (XL)	8:00	FOX						
<b>Saturday, December 30</b>			<b>Saturday, January 27</b>			<b>Tuesday, February 20</b>		
Creighton at Marquette	2:00	CBS	Georgetown at Providence	12:30	FOX	Butler at Villanova	6:30	FS1
			Seton Hall at Marquette	1:00	FS1	Connecticut at Creighton	8:30	FS1
			Villanova at Butler	3:00	FS1			
			DePaul at Creighton	7:00	FS1			
<b>Tuesday, January 2</b>			<b>Sunday, January 28</b>			<b>Wednesday, February 21</b>		
DePaul at Connecticut (GP)	6:30	FS1	Xavier at Connecticut (XL)	Noon	FS1	St. John's at Georgetown	7:00	FS1
Creighton at Georgetown	7:00	CBSSN				Providence at Xavier	TBD	CBSSN
Butler at St. John's	8:30	FS1				DePaul at Marquette	9:00	FS1
<b>Wednesday, January 3</b>			<b>Tuesday, January 30</b>			<b>Saturday, February 24</b>		
Seton Hall at Providence	6:30	FS1	Marquette at Villanova	7:00	FS1	Georgetown at DePaul	TBD	CBSSN
Xavier at Villanova	8:30	FS1	Seton Hall at DePaul	9:00	FS1	Villanova at Connecticut (GP)	8:00	FOX
						Butler at Seton Hall	8:30	FS2
<b>Friday, January 5</b>			<b>Wednesday, January 31</b>			<b>Sunday, February 25</b>		
Connecticut at Butler	6:30	FS1	St. John's at Xavier	6:30	FS1	Creighton at St. John's (MSG)	Noon	CBS
			Providence at Connecticut (GP)	8:30	FS1	Xavier at Marquette	5:00	FS1
<b>Saturday, January 6</b>			<b>Friday, February 2</b>			<b>Tuesday, February 27</b>		
DePaul at Georgetown	Noon	FS1	Butler at Creighton	9:00	FS1	Georgetown at Villanova	6:30	FS1
Marquette at Seton Hall	Noon	CBSSN						
St. John's at Villanova	1:00	FOX						
Providence at Creighton	2:00	FS1						
<b>Tuesday, January 9</b>			<b>Saturday, February 3</b>			<b>Wednesday, February 28</b>		
Seton Hall at Georgetown	6:30	FS1	Connecticut at St. John's (MSG)	Noon	FOX	Providence at Marquette	7:00	FS1
Creighton at DePaul	9:00	CBSSN	Marquette at Georgetown	2:00	FS1	DePaul at Xavier	7:00	FS2
			Xavier at DePaul	9:30	FS1	St. John's at Butler	8/9:00	CBSSN
						Seton Hall at Creighton	9:00	FS1
<b>Wednesday, January 10</b>			<b>Sunday, February 4</b>			<b>Saturday, March 2</b>		
Providence at St. John's (MSG)	6:30	FS1	Providence at Villanova (WF)	6:00	FS1	Villanova at Providence	Noon	FOX
Connecticut at Xavier	8:30	FS1				Butler at DePaul	Noon	FS1
Butler at Marquette	9:00	CBSSN				Marquette at Creighton	2:30	FOX
						Xavier at Georgetown	7:30	FS1
<b>Friday, January 12</b>			<b>Tuesday, February 6</b>			<b>Sunday, March 3</b>		
DePaul at Villanova	8:30	FS1	DePaul at St. John's	6:30	FS1	Seton Hall at Connecticut (GP)	Noon	CBS
			Butler at Connecticut (XL)	8:30	FS1			
<b>Saturday, January 13</b>			<b>Wednesday, February 7</b>			<b>Tuesday, March 5</b>		
Seton Hall at Butler	Noon	FS1	Georgetown at Seton Hall	6:30	FS2	Providence at Georgetown	7:00	FS1
St. John's at Creighton	1:00	FOX	Villanova at Xavier	7:00	FS1	St. John's at DePaul	9:00	FS1
Xavier at Providence	2:00	FS1	Creighton at Providence	8:30	FS2			
<b>Sunday, January 14</b>			<b>Saturday, February 10</b>			<b>Wednesday, March 6</b>		
Georgetown at Connecticut	(XL) Noon/4:30	FOX	Connecticut at Georgetown	Noon	FS1	Villanova at Seton Hall	6:30	FS1
			Creighton at Xavier	12:30	FOX	Xavier at Butler	7:00	CBSSN
			Providence at Butler	2:00	FS1	Connecticut at Marquette	8:30	FS1
			St. John's at Marquette	6:00	FS1			
<b>Monday, January 15</b>			<b>Sunday, February 11</b>			<b>Saturday, March 9</b>		
Villanova at Marquette	2:30	FOX	Seton Hall at Villanova (WF)	Noon	CBSSN	Georgetown at St. John's	Noon	FOX/FS1
						Connecticut at Providence	TBD	FOX/FS1
						Creighton at Villanova	TBD	FOX/FS1
						Marquette at Xavier	TBD	FOX/FS1
						DePaul at Seton Hall	8:30	FOX/FS1
<b>Tuesday, January 16</b>			<b>Tuesday, February 13</b>					
Butler at Xavier	6:30	FS1	Marquette at Butler	6:30	FS1			
St. John's at Seton Hall	8:30	FS1	St. John's at Providence	7:00	CBSSN			
			Georgetown at Creighton	8:30	FS1			
<b>Wednesday, January 17</b>								
Creighton at Connecticut (GP)	7:00	FS1						
Providence at DePaul	9:00	FS1						

ARENA KEY:  
 GP – Gampel Pavilion, XL – XL Center, MSG – Madison Square Garden, WF – Wells Fargo Center

# 2023-2024 Composite Schedule

DAY	DATE	TIME (ET)	GAME	TV	NOTES
Mon.	Nov. 6	6:30	Northern Arizona at CONNECTICUT <sup>GP</sup>	FS1	FS1 Opening Night Coverage; Fox Sports app full game feed
Mon.	Nov. 6	7:00	Columbia at PROVIDENCE	FS1	FS1 Opening Night Coverage; Fox Sports app full game feed
Mon.	Nov. 6	7:30	Saint Peter's at SETON HALL	FS1	FS1 Opening Night Coverage; Fox Sports app full game feed
Mon.	Nov. 6	7:30	American at VILLANOVA <sup>PAV</sup>	FS1	FS1 Opening Night Coverage; Fox Sports app full game feed
Mon.	Nov. 6	8:00	Eastern Michigan at BUTLER	FS1	FS1 Opening Night Coverage; Fox Sports app full game feed
Mon.	Nov. 6	8:00	Robert Morris at XAVIER	FS1	FS1 Opening Night Coverage; Fox Sports app full game feed
Mon.	Nov. 6	8:30	Northern Illinois at MARQUETTE	FS1	FS1 Opening Night Coverage; Fox Sports app full game feed
Tue.	Nov. 7	7:00	Stony Brook at ST. JOHN'S <sup>CA</sup>	FS1	
Tue.	Nov. 7	7:00	LeMoyne at GEORGETOWN	FS2	
Tue.	Nov. 7	9:00	Florida A&M at CREIGHTON	FS1	
Tue.	Nov. 7	9:00	Purdue-FW at DePAUL	FS2	
Fri.	Nov. 10	6:30	LeMoyne at VILLANOVA <sup>PAV</sup>	FS1	
Fri.	Nov. 10	6:30	Jacksonville at XAVIER	FS2	
Fri.	Nov. 10	8:30	Rider at MARQUETTE	FS1	
Fri.	Nov. 10	8:30	Southeast Missouri State at BUTLER	FS2	
Sat.	Nov. 11	Noon	Stonehill at CONNECTICUT <sup>XL</sup>	FS2	
Sat.	Nov. 11	2:00	North Dakota State at CREIGHTON	FS2	
Sat.	Nov. 11	4:00	Farleigh Dickinson at SETON HALL <sup>WG</sup>	FS2	
Sat.	Nov. 11	6:00	Milwaukee at PROVIDENCE	FS2	
Sat.	Nov. 11	8:00	Holy Cross at GEORGETOWN	FS2	
Sat.	Nov. 11	10:00	Long Beach State at DePAUL	FS2	
Mon.	Nov. 13	6:30	Michigan at ST. JOHN'S <sup>MSG</sup>	FS1	Gavitt Tipoff Games
Mon.	Nov. 13	7:00	East Tennessee State at BUTLER	CBSSN	
Mon.	Nov. 13	7:00	VILLANOVA at Penn	ESPN+	
Mon.	Nov. 13	8:30	XAVIER at Purdue	FS1	Gavitt Tipoff Games
Tue.	Nov. 14	6:00	Wisconsin at PROVIDENCE	FS1	Gavitt Tipoff Games
Tue.	Nov. 14	7:00	Mississippi Valley St. at CONNECTICUT <sup>XL</sup>	FS2	
Tue.	Nov. 14	8:00	MARQUETTE at Illinois	FS1	Gavitt Tipoff Games
Tue.	Nov. 14	9:00	South Dakota at DePAUL	FS2	
Tue.	Nov. 14	10:00	Iowa at CREIGHTON	FS1	Gavitt Tipoff Games
Wed.	Nov. 15	6:30	Albany at SETON HALL	FS1	
Wed.	Nov. 15	8:30	GEORGETOWN at Rutgers	FS1	Gavitt Tipoff Games
Thu.	Nov. 16	1:30	ST. JOHN'S vs. North Texas	ESPNU	Shriners Children's Charleston Classic - Game #1
Fri.	Nov. 17	6:00	PROVIDENCE vs. Kansas State	CBSSN	Baha Mar Hoops Bahamas - Game #1
Fri.	Nov. 17	6:30	BUTLER at Michigan State	FS1	Gavitt Tipoff Games
Fri.	Nov. 17	8:30	Maryland at VILLANOVA <sup>PAV</sup>	FS1	Gavitt Tipoff Games
Fri.	Nov. 17	11:30	DePAUL vs. South Carolina	ESPN2	Arizona Tip Off - Game #1
Fri.	Nov. 17	12:00 a.m.	XAVIER vs. Washington	CBSSN	Continental Tire Main Event- Game #1
Fri.	Nov. 17	TBD	ST. JOHN'S vs. Dayton/LSU		Shriners Children's Charleston Classic - Game #2
Sat.	Nov. 18	Noon	Mount St. Mary's at GEORGETOWN		
Sat.	Nov. 18	Noon	Wagner at SETON HALL	TBD	
Sat.	Nov. 18	8:30	Texas Southern at CREIGHTON	FS2	
Sun.	Nov. 19	1:00	CONNECTICUT <sup>MSG</sup> vs. Indiana	ESPN	Saatva Empire Classic - Game #1
Sun.	Nov. 19	4:30	American at GEORGETOWN	FS2	Georgetown MTE
Sun.	Nov. 19	TBD	DePAUL vs. Grand Canyon/San Francisco	CBSSN	Arizona Tip Off - Game #2
Sun.	Nov. 19	TBD	PROVIDENCE vs. Miami/Georgia	CBSSN	Baha Mar Hoops Bahamas - Game #2
Sun.	Nov. 19	TBD	ST. JOHN'S vs. TBD		Shriners Children's Charleston Classic - Game #3
Sun.	Nov. 19	TBD	XAVIER vs. San Diego State/St. Mary's		Continental Tire Main Event- Game #2
Mon.	Nov. 20	12:30 a.m.	MARQUETTE vs. UCLA	ESPN2	Maui Invitational - Game #1
Mon.	Nov. 20	4:30/7	CONNECTICUT <sup>MSG</sup> vs. Louisville/Texas		Saatva Empire Classic - Game #2
Tue.	Nov. 21	TBD	MARQUETTE vs. Kansas/Chaminade		Maui Invitational - Game #2

ARENA KEY: Carnesecca Arena <sup>CA</sup>, Walsh Gym <sup>WG</sup>, Finneran Pavilion <sup>PAV</sup>, Madison Square Garden <sup>MSG</sup>, Barclays Center <sup>BC</sup>, UBS Arena <sup>UBS</sup>, Wells Fargo Arena <sup>WF</sup>, Gampel Pavilion <sup>GP</sup>, XL Center <sup>XL</sup>

# 2023-2024 Composite Schedule

DAY	DATE	TIME (ET)	GAME	TV	NOTES
Wed.	Nov. 22	2:30	VILLANOVA vs. Texas Tech	ESPN	Battle 4 Atlantis - Game #1
Wed.	Nov. 22	4:00	CREIGHTON vs. Loyola Chicago	CBSSN	Hall of Fame Classic - Game #1
Wed.	Nov. 22	TBD	MARQUETTE vs. TBD	TBD	Maui Invitational - Game #3
Thu.	Nov. 23	2:30	BUTLER vs. Florida Atlantic	ESPN2	ESPN Events Invitational - Game #1
Thu.	Nov. 23	5:30	SETON HALL vs. USC	FS1	Rady Children's Invitational - Game #1
Thu.	Nov. 23	TBD	CREIGHTON vs. Boston College/Colorado State	CBSSN	Hall of Fame Classic - Game #2
Thu.	Nov. 23	TBD	VILLANOVA vs. North Carolina/UNI	TBD	Phil Knight Invitational - Game #2
Fri.	Nov. 24	12:00	Bryant at XAVIER	FS1	
Fri.	Nov. 24	2:00	Manhattan at CONNECTICUT <sup>XL</sup>	FS1	
Fri.	Nov. 24	7:00	Lehigh at PROVIDENCE	FS2	
Fri.	Nov. 24	TBD	SETON HALL vs. Oklahoma/Iowa	FOX	Rady Children's Invitational - Game #2
Fri.	Nov. 24	TBD	BUTLER vs. Penn State/Texas A&M	TBD	ESPN Events Invitational - Game #2
Fri.	Nov. 24	TBD	VILLANOVA vs. TBD	TBD	Battle 4 Atlantis - Game #3
Sat.	Nov. 25	Noon	Jackson State at GEORGETOWN	FS2	
Sat.	Nov. 25	7:00	Holy Cross at ST. JOHN'S <sup>CA</sup>	FS2	
Sat.	Nov. 25	9:00	Northern Illinois at DePAUL	FS2	
Sun.	Nov. 26	TBD	BUTLER vs. TBD	TBD	ESPN Events Invitational - Game #3
Mon.	Nov. 27	6:30	Oakland at XAVIER	FS1	
Mon.	Nov. 27	7:00	New Hampshire at CONNECTICUT <sup>GP</sup>	CBSSN	
Tue.	Nov. 28	7:00	Wagner at PROVIDENCE	FS1	
Tue.	Nov. 28	9:00	Southern Univ. at MARQUETTE	FS1	
Wed.	Nov. 29	6:30	St. Joe's at VILLANOVA <sup>PAV</sup>	FS1	
Wed.	Nov. 29	6:30	Northeastern at SETON HALL	FS2	
Wed.	Nov. 29	8:30	Merrimack at GEORGETOWN	FS1	
Thu.	Nov. 30	6:30	Texas Tech at BUTLER	FS1	BIG EAST-Big 12 Battle
Thu.	Nov. 30	9:00	CREIGHTON at Oklahoma State	ESPN2	BIG EAST-Big 12 Battle
Fri.	Dec. 1	6:30	Houston at XAVIER	FS1	BIG EAST-Big 12 Battle
Fri.	Dec. 1	7:00	ST. JOHN'S at West Virginia	ESPN2	BIG EAST-Big 12 Battle
Fri.	Dec. 1	8:30	Iowa State at DePAUL	FS1	BIG EAST-Big 12 Battle
Fri.	Dec. 1	9:00	CONNECTICUT at Kansas	ESPN2	BIG EAST-Big 12 Battle
Sat.	Dec. 2	12:30	MARQUETTE at Wisconsin	FOX	
Sat.	Dec. 2	5:30	TCU at GEORGETOWN	FS1	BIG EAST-Big 12 Battle
Sat.	Dec. 2	7:30	Rhode Island at PROVIDENCE	FS1	
Sat.	Dec. 2	TBD	VILLANOVA <sup>WF</sup> vs. TBD	TBD	Big Five Classic
Sun.	Dec. 3	4:00	CREIGHTON at Nebraska	FS1	
Tue.	Dec. 5	6:30	Delaware at XAVIER	FS1	
Tue.	Dec. 5	7:00	VILLANOVA at Kansas State	ESPN2	BIG EAST-Big 12 Battle
Tue.	Dec. 5	7:00	PROVIDENCE at Oklahoma	ESPNU	BIG EAST-Big 12 Battle
Tue.	Dec. 5	8:30	Buffalo at BUTLER	FS1	
Tue.	Dec. 5	9:00	SETON HALL at Baylor	ESPN2	BIG EAST-Big 12 Battle
Tue.	Dec. 5	TBD	CONNECTICUT <sup>MSG</sup> vs. North Carolina	ESPN	Jimmy V Classic
Wed.	Dec. 6	7:00	Sacred Heart at ST. JOHN'S <sup>CA</sup>	CBSSN	
Wed.	Dec. 6	8:00	Texas at MARQUETTE	FS1	BIG EAST-Big 12 Battle
Wed.	Dec. 6	9:00	DePAUL at Texas A&M	SECN	
Sat.	Dec. 9	11:30 a.m.	Syracuse at GEORGETOWN	FOX	
Sat.	Dec. 9	Noon	Cal at BUTLER	FS1	
Sat.	Dec. 9	Noon	Arkansas-Pine Bluff at CONNECTICUT <sup>GP</sup>	FS2	
Sat.	Dec. 9	2:00	Louisville at DePAUL	FS1	
Sat.	Dec. 9	2:00	Central Michigan at CREIGHTON	FS2	
Sat.	Dec. 9	6:30	Cincinnati at XAVIER	FS1	Syline Chili Crosstown Shootout
Sat.	Dec. 9	7:00	UCLA at VILLANOVA <sup>WF</sup>	FOX	
Sat.	Dec. 9	8:30	Rutgers at SETON HALL	FS1	Garden State Hardwood Classic
Sat.	Dec. 9	9:00	Notre Dame at MARQUETTE	FOX	

ARENA KEY: Carnesecca Arena <sup>CA</sup>; Walsh Gym <sup>WG</sup>; Finneran Pavilion <sup>PAV</sup>; Madison Square Garden <sup>MSG</sup>; Barclays Center <sup>BC</sup>; UBS Arena <sup>UBS</sup>; Wells Fargo Arena <sup>WF</sup>; Gampel Pavilion <sup>GP</sup>; XL Center <sup>XL</sup>

# 2023-2024 Composite Schedule

DAY	DATE	TIME (ET)	GAME	TV	NOTES
Sun.	Dec. 10	Noon	Brown at PROVIDENCE	CBSSN	
Sun.	Dec. 10	4:30	ST. JOHN'S <sup>BC</sup> vs. Boston College	TBD	NABC Brooklyn Showcase
Tue.	Dec. 12	6:30	Monmouth at SETON HALL	FS1	
Tue.	Dec. 12	8:30	Coppin State at GEORGETOWN	FS1	
Wed.	Dec. 13	9:00	CREIGHTON at UNLV	CBSSN	
Thu.	Dec. 14	8:00	St. Thomas (Minn.) at MARQUETTE	FS1	
Fri.	Dec. 15	7:00	Saginaw State at BUTLER	FS1	
Fri.	Dec. 15	10:00	CONNECTICUT at Gonzaga	ESPN2	Continental Tire Seattle Tip-Off
Sat.	Dec. 16	1:30	Sacred Heart at PROVIDENCE	FS1	
Sat.	Dec. 16	2:00	Alabama at CREIGHTON	FOX	
Sat.	Dec. 16	2:00	GEORGETOWN at Notre Dame	CW	
Sat.	Dec. 16	3:30	Fordham at ST. JOHN'S <sup>MSG</sup>	FS1	
Sat.	Dec. 16	5:30	Northwestern at DePAUL	FS1	
Sat.	Dec. 16	7:30	Winthrop at XAVIER	FS1	
Sun.	Dec. 17	5:00	SETON HALL at Missouri	ESPN2	
Tue.	Dec. 19	6:30	GEORGETOWN at BUTLER	FS1	
Tue.	Dec. 19	8:30	MARQUETTE at PROVIDENCE	FS1	
Wed.	Dec. 20	7:00	CONNECTICUT at SETON HALL	CBSSN	
Wed.	Dec. 20	7:00	XAVIER at ST. JOHN'S <sup>CA</sup>	FS1	
Wed.	Dec. 20	9:00	VILLANOVA at CREIGHTON	FS1	
Fri.	Dec. 22	7:00	GEORGETOWN at MARQUETTE	FS1	
Sat.	Dec. 23	Noon	BUTLER at PROVIDENCE	FS1	
Sat.	Dec. 23	2:00	SETON HALL at XAVIER	FS1	
Sat.	Dec. 23	4:00	VILLANOVA at DePAUL	FS1	
Sat.	Dec. 23	8:00	ST. JOHN'S at CONNECTICUT <sup>XL</sup>	FOX	
Sat.	Dec. 30	Noon	Hofstra at ST. JOHN'S <sup>UBS</sup>	FS1	
Sat.	Dec. 30	2:00	CREIGHTON at MARQUETTE	CBS	
Sat.	Dec. 30	4:00	Chicago State at DePAUL	FS1	
Tue.	Jan. 2	6:30	DePAUL at CONNECTICUT <sup>GP</sup>	FS1	
Tue.	Jan. 2	7:00	CREIGHTON at GEORGETOWN	CBSSN	
Tue.	Jan. 2	8:30	BUTLER at ST. JOHN'S <sup>CA</sup>	FS1	
Wed.	Jan. 3	6:30	SETON HALL at PROVIDENCE	FS1	
Wed.	Jan. 3	8:30	XAVIER at VILLANOVA <sup>PAV</sup>	FS1	
Fri.	Jan. 5	6:30	CONNECTICUT at BUTLER	FS1	
Sat.	Jan. 6	Noon	MARQUETTE at SETON HALL	CBSSN	
Sat.	Jan. 6	Noon	DePAUL at GEORGETOWN	FS1	
Sat.	Jan. 6	1:00	ST. JOHN'S at VILLANOVA <sup>PAV</sup>	FOX	
Sat.	Jan. 6	2:00	PROVIDENCE at CREIGHTON	FS1	
Tue.	Jan. 9	6:30	SETON HALL at GEORGETOWN	FS1	
Tue.	Jan. 9	9:00	CREIGHTON at DePAUL	CBSSN	
Wed.	Jan. 10	6:30	PROVIDENCE at ST. JOHN'S <sup>MSG</sup>	FS1	
Wed.	Jan. 10	8:30	CONNECTICUT at XAVIER	FS1	
Wed.	Jan. 10	9:00	BUTLER at MARQUETTE	CBSSN	
Fri.	Jan. 12	8:30	DePAUL at VILLANOVA <sup>PAV</sup>	FS1	

ARENA KEY: Carnesecca Arena <sup>CA</sup>; Walsh Gym <sup>WG</sup>; Finneran Pavilion <sup>PAV</sup>; Madison Square Garden <sup>MSG</sup>; Barclays Center <sup>BC</sup>; UBS Arena <sup>UBS</sup>; Wells Fargo Arena <sup>WF</sup>; Gampel Pavilion<sup>GP</sup>; XL Center<sup>XL</sup>



# 2023-2024 Composite Schedule

DAY	DATE	TIME (ET)	GAME	TV	NOTES
Sat.	Jan. 13	Noon	SETON HALL at BUTLER	FS1	
Sat.	Jan. 13	1:00	ST. JOHN'S at CREIGHTON	FOX	
Sat.	Jan. 13	2:00	XAVIER at PROVIDENCE	FS1	
Sun.	Jan. 14	Noon or 4:30	GEORGETOWN at CONNECTICUT <sup>XL</sup>	FOX	
Mon.	Jan. 15	2:30	VILLANOVA at MARQUETTE	FOX	
Tue.	Jan. 16	6:30	BUTLER at XAVIER	FS1	
Tue.	Jan. 16	8:30	ST. JOHN'S at SETON HALL	FS1	
Wed.	Jan. 17	7:00	CREIGHTON at CONNECTICUT <sup>GP</sup>	FS1	
Wed.	Jan. 17	9:00	PROVIDENCE at DePAUL	FS1	
Fri.	Jan. 19	6:30	GEORGETOWN at XAVIER	FS1	
Sat.	Jan. 20	Noon	MARQUETTE at ST. JOHN'S <sup>MSG</sup>	FOX	
Sat.	Jan. 20	Noon	CREIGHTON at SETON HALL	FS1	
Sat.	Jan. 20	4:00	DePAUL at BUTLER	FS1	
Sat.	Jan. 20	8:00	CONNECTICUT at VILLANOVA <sup>WF</sup>	FOX/FS1	
Tue.	Jan. 23	6:30	BUTLER at GEORGETOWN	FS1	
Tue.	Jan. 23	8:30	XAVIER at CREIGHTON	FS1	
Wed.	Jan. 24	6:30	PROVIDENCE at SETON HALL	FS1	
Wed.	Jan. 24	8:30	VILLANOVA at ST. JOHN'S <sup>MSG</sup>	FS1	
Wed.	Jan. 24	9:00	MARQUETTE at DEPAUL	CBSSN	
Sat.	Jan. 27	12:30	GEORGETOWN at PROVIDENCE	FOX	
Sat.	Jan. 27	1:00	SETON HALL at MARQUETTE	FS1	
Sat.	Jan. 27	3:00	VILLANOVA at BUTLER	FS1	
Sat.	Jan. 27	7:00	DePAUL at CREIGHTON	FS1	
Sun.	Jan. 28	Noon	XAVIER at CONNECTICUT <sup>XL</sup>	FS1	
Tue.	Jan. 30	7:00	MARQUETTE at VILLANOVA <sup>PAV</sup>	FS1	
Tue.	Jan. 30	9:00	SETON HALL at DePAUL	FS1	
Wed.	Feb. 1	6:30	ST. JOHN'S at XAVIER	FS1	
Wed.	Feb. 1	8:30	PROVIDENCE at CONNECTICUT <sup>GP</sup>	FS1	
Fri.	Feb. 2	9:00	BUTLER at CREIGHTON	FS1	
Sat.	Feb. 3	Noon	CONNECTICUT at ST. JOHN'S <sup>MSG</sup>	FOX	
Sat.	Feb. 3	2:00	MARQUETTE at GEORGETOWN	FS1	
Sat.	Feb. 3	9:30	XAVIER at DePAUL	FS1	
Sun.	Feb. 4	6:00	PROVIDENCE at VILLANOVA <sup>WF</sup>	FS1	
Tue.	Feb. 6	6:30	DePAUL at ST. JOHN'S <sup>SUBS</sup>	FS1	
Tue.	Feb. 6	8:30	BUTLER at CONNECTICUT <sup>XL</sup>	FS1	
Wed.	Feb. 7	6:30	GEORGETOWN at SETON HALL	FS2	
Wed.	Feb. 7	7:00	VILLANOVA at XAVIER	FS1	
Wed.	Feb. 7	8:30	CREIGHTON at PROVIDENCE	FS2	
Sat.	Feb. 10	Noon	CONNECTICUT at GEORGETOWN	FS1	
Sat.	Feb. 10	12:30	CREIGHTON at XAVIER	FOX	
Sat.	Feb. 10	2:00	PROVIDENCE at BUTLER	FS1	
Sat.	Feb. 10	6:00	ST. JOHN'S at MARQUETTE	FS1	


ARENA KEY: Carnesecca Arena <sup>CA</sup>; Walsh Gym <sup>WG</sup>; Finneran Pavilion <sup>PAV</sup>; Madison Square Garden <sup>MSG</sup>; Barclays Center <sup>BC</sup>; Wells Fargo Arena <sup>WF</sup>; Gampel Pavilion <sup>GP</sup>; XL Center <sup>XL</sup>

# 2023-2024 Composite Schedule

DAY	DATE	TIME (ET)	GAME	TV	NOTES
Sun.	Feb. 11	Noon	SETON HALL at VILLANOVA <sup>WF</sup>	CBSSN	
Tue.	Feb. 13	6:30	MARQUETTE at BUTLER	FS1	
Tue.	Feb. 13	7:00	ST. JOHN'S at PROVIDENCE	CBSSN	
Tue.	Feb. 13	8:30	GEORGETOWN at CREIGHTON	FS1	
Wed.	Feb. 14	7:00	XAVIER at SETON HALL	CBSSN	
Wed.	Feb. 14	9:00	CONNECTICUT at DePAUL	CBSSN	
Fri.	Feb. 16	7:00	VILLANOVA at GEORGETOWN	CBSSN	
Sat.	Feb. 17	12:30	CREIGHTON at BUTLER	FOX	
Sat.	Feb. 17	3:00	MARQUETTE at CONNECTICUT <sup>XL</sup>	FOX	
Sat.	Feb. 17	7:30	DePAUL at PROVIDENCE	FS1	
Sun.	Feb. 18	5:00	SETON HALL at ST. JOHN'S <sup>UBS</sup>	FS1	
Tue.	Feb. 20	6:30	BUTLER at VILLANOVA	FS1	
Tue.	Feb. 20	8:30	CONNECTICUT at CREIGHTON	FS1	
Wed.	Feb. 21	7:00	ST. JOHN'S at GEORGETOWN	FS1	
Wed.	Feb. 21	9:00	DePAUL at MARQUETTE	FS1	
Wed.	Feb. 21	TBD	PROVIDENCE at XAVIER	CBSSN	
Sat.	Feb. 24	8:00	VILLANOVA at CONNECTICUT <sup>GP</sup>	FOX	
Sat.	Feb. 24	8:30	BUTLER at SETON HALL	FS2	
Sat.	Feb. 24	TBD	GEORGETOWN at DePAUL	CBSSN	
Sun.	Feb. 25	Noon	CREIGHTON at ST. JOHN'S <sup>MSG</sup>	CBS	
Sun.	Feb. 25	5:00	XAVIER at MARQUETTE	FS1	
Tue.	Feb. 27	6:30	GEORGETOWN at VILLANOVA <sup>PAV</sup>	FS1	
Wed.	Feb. 28	7:00	PROVIDENCE at MARQUETTE	FS1	
Wed.	Feb. 28	7:00	DePAUL at XAVIER	FS2	
Wed.	Feb. 28	9:00	SETON HALL at CREIGHTON	FS1	
Wed.	Feb. 28	TBD	ST. JOHN'S at BUTLER	CBSSN	
Sat.	Mar. 2	Noon	BUTLER at DePAUL	FS1	
Sat.	Mar. 2	Noon	VILLANOVA at PROVIDENCE	FOX	
Sat.	Mar. 2	2:30	MARQUETTE at CREIGHTON	FOX	
Sat.	Mar. 2	7:30	XAVIER at GEORGETOWN	FS1	
Sun.	Mar. 3	Noon	SETON HALL at CONNECTICUT <sup>GP</sup>	CBS	
Tue.	Mar. 5	7:00	PROVIDENCE at GEORGETOWN	FS1	
Tue.	Mar. 5	9:00	ST. JOHN'S at DePAUL	FS1	
Wed.	Mar. 6	6:30	VILLANOVA at SETON HALL	FS1	
Wed.	Mar. 6	7:00	XAVIER at BUTLER	CBSSN	
Wed.	Mar. 6	8:30	CONNECTICUT at MARQUETTE	FS1	
Sat.	Mar. 9	Noon	GEORGETOWN at ST. JOHN'S	FOX	
Sat.	Mar. 9	TBD	DePAUL at SETON HALL	FS1	
Sat.	Mar. 9	TBD	CONNECTICUT at PROVIDENCE	FOX	
Sat.	Mar. 9	TBD	CREIGHTON at VILLANOVA <sup>WF</sup>	FOX	
Sat.	Mar. 9	TBD	MARQUETTE at XAVIER	FOX	

ARENA KEY: Carnesecca Arena <sup>CA</sup>; Walsh Gym <sup>WG</sup>; Finneran Pavilion <sup>PAV</sup>; Madison Square Garden <sup>MSG</sup>; Barclays Center <sup>BC</sup>; Wells Fargo Arena <sup>WF</sup>; Gampel Pavilion <sup>GP</sup>; XL Center <sup>XL</sup>

# 2024 Championship



## 2024 BIG EAST MEN'S BASKETBALL CHAMPIONSHIP

March 13-16 • Madison Square Garden • New York City

The First Round, Quarterfinal and Semifinal Rounds will be televised by FS1.

The Championship Game will be televised by FOX.



## FIRST FOUR

Tuesday and Wednesday

March 19 and 20

University of Dayton Arena

Dayton, Ohio

Host: University of Dayton

## FIRST AND SECOND ROUNDS

Thursday and Saturday

March 21 and 23

Spectrum Center

Charlotte, N.C.

Host: University of North Carolina at Charlotte

CHI Health Center

Omaha, Neb.

Host: Creighton University

PPG Paints Arena

Pittsburgh, Pa.

Host: Duquesne University

Vivint Smart Home Arena

Salt Lake City, Utah

Host(s): University of Utah

## Friday and Sunday

March 22 and 24

Barclays Center

Brooklyn, N.Y.

Host: Atlantic 10 Conference

Gainbridge Fieldhouse

Indianapolis, Ind.

Host: IUPUI / Horizon League

Spokane Veterans Memorial Arena

Spokane, Wash.

Host: University of Idaho

FedEx Forum

Memphis, Tenn.

Host: University of Memphis

## REGIONALS

Thursday and Saturday

March 28 and 30

TD Garden

Boston, Mass.

Host: Boston College

Crypto.com Arena

Los Angeles, Calif.

Host(s): Pepperdine University

## Friday and Sunday

March 29 and 31

American Airlines Center

Dallas, Texas

Host: Big 12 Conference

Little Caesars Arena

Detroit, Mich.

Host: University of Detroit Mercy /

Oakland University

## FINAL FOUR

Saturday and Monday

April 6 and 8

State Farm Stadium

Phoenix, Ariz.

Host: Arizona State





# BIG EAST Officials Bureau

The BIG EAST Conference has operated its own officials bureau since 1983. After a storied career as a game official, John Cahill is in his 12th year of serving as the Coordinator of Men's Basketball Officiating. The BIG EAST retains the nation's top officials for both conference and non-conference games. Officials affiliated with the BIG EAST Conference include the following:

**JUSTIN ALBRECHT**  
Omaha, NE

**JEFFREY ANDERSON**  
West Henrietta, NY

**CLARENCE ARMSTRONG**  
New Castle, DE

**CLARE AUBRY**  
Columbus, OH

**ROGER AYERS, JR.**  
Roanoke, VA

**JAMES BREEDING**  
Louisville, KY

**EVON BURROUGHS**  
Pembroke, MA

**LEE CASSELL**  
Wesley Chapel, FL

**TONY CHIAZZA**  
Wheeling, WV

**JEFF CLARK**  
Cheltenham, PA

**TIM CLOUGHERTY**  
Raleigh, NC

**ED CORLISS**  
Glen Mills, PA

**BILL COVINGTON, JR**  
High Point, NC

**DON DAILY**  
Atkins, AR

**A.J. DESAI**  
Fort Mills, SC

**PAT DRISCOLL**  
Syracuse, NY

**GREG EVANS**  
Hermitage, PA

**NATHAN FARRELL**  
Delmar, NY

**JOHN GAFFNEY**  
Westwood, MA

**COURTNEY GREEN**  
Reynoldsburg, OH

**TONY GREENE**  
Atlanta, GA

**RON GROOVER**  
Newnan, GA

**NATHAN HALL**  
Hoboken, NJ

**BRENT HAMPTON**  
Owensboro, KY

**TONY HENDERSON**  
Atlanta, Ga.

**LES JONES**  
Chesapeake, VA

**KEITH KIMBLE**  
Arlington, TX

**KIPP KISSINGER**  
Omaha, NE

**PETE LARSON**  
Omaha, NE

**JOE LINDSAY**  
Harleysville, PA

**JAMIE LUCKIE**  
Charlotte, NC

**MICHAEL LUCKIE**  
Union City, NJ

**STEVE MCJUNKINS**  
Strongsville, OH

**MIKE MILLIONE**  
Walkersville, MD



*John Gaffney*

**CONNOR MOONEY**  
Wauconda, IL

**TOMMY MORRISSEY**  
Atlanta, GA

**RAY NATILI**  
Davidson, NC

**BRIAN O'CONNELL**  
Middletown, NJ

**MIKE PALAU**  
Whitestone, NY

**JUSTIN PORTERFIELD**  
Leesburg, VA

**MATT POTTER**  
Beaver Falls, PA

**J.D. RALLS**  
Abingdon, MD

**JENNA RENEAU**  
Krum, TX

**ROB RILEY**  
Easthampton, NJ

**MIKE ROBERTS**  
Atlanta, GA

**WALLY RUTECKI**  
Springfield, PA

**DOUG SHOWS**  
Rome, GA

**LAMAR SIMPSON**  
Wheaton, IL

**BERT SMITH**  
Florence, KY

**TIM SMITH**  
Hoboken, N.J.

**JEMEL SPEARMAN**  
Cumming, GA

**PAUL SZELC**  
Austin, TX

**NICK TERRY**  
Muncie, IN

**EARL WALTON**  
Bowie, MD



**BIG  
EAST**  
CONFERENCE

**THE  
TEAMS**



Jalen Thomas



## QUICK FACTS

**Location:** Indianapolis, Ind.  
**Enrollment:** 5,567  
**Founded:** 1855  
**Nickname:** Bulldogs  
**Colors:** Blue and White  
**Home Court:** Hinkle Fieldhouse (9,100)

## COACHING STAFF

**Head Coach**  
 Thad Matta (Butler '90)  
 Office Phone: (317) 940-9377

### Assistant Coaches

Mike Pegues (Delaware '00)  
 Maurice Joseph (Vermont '10)  
 Alex Barlow (Butler '15)

## ADMINISTRATION

### President

James M. Danko

### Director of Athletics

Barry Collier  
 Athletics Phone: (370) 940-9375

### Assoc. AD/Communications

John Dedman  
 Office Phone: (317) 940-9414  
 Cell Phone: (317) 491-5462  
 Email: jdedman@butler.edu

## 2023-24 SCHEDULE

### NOVEMBER

6 Eastern Michigan (FS1/FOX Sports app) ....8:00  
 10 Southeast Missouri State (FS2).....8:30  
 13 East Tennessee State (CBSSN) .....7:00  
 Gavitt Tipoff Games  
 17 at Michigan State (FS1).....6:30  
 ESPN Events Invitational  
 23 vs. Florida Atlantic (ESPN2) .....2:30  
 24 vs. Penn State/Texas A&M (ESPN2/+) . 11 a.m./1:30  
 26 vs. TBD ..... TBD  
 BIG EAST-Big 12 Battle  
 30Texas Tech (FS1) .....6:30

### DECEMBER

5 Buffalo (FS1).....8:30  
 9 California (FS1) .....Noon  
 15 Saginaw Valley State (FS1) .....7:00  
 19 GEORGETOWN (FS1).....6:30  
 23 AT PROVIDENCE (FS1) .....Noon

### JANUARY

2 AT ST. JOHN'S (FS1).....8:30  
 5 UCONN (FS1) .....6:30  
 10 AT MARQUETTE (CBSSN) .....9:00  
 13 SETON HALL (FS1).....Noon  
 16 AT XAVIER (FS1).....6:30  
 20 DePAUL (FS1).....4:00  
 23 AT GEORGETOWN (FS1).....6:30  
 27 VILLANOVA (FS1) .....3:00

### FEBRUARY

2 AT CREIGHTON (FS1) .....9:00  
 6 AT UCONN (FS1) .....8:30  
 10 PROVIDENCE (FS1).....2:00  
 13 MARQUETTE (FS1).....6:30  
 17 CREIGHTON (FOX).....12:30  
 20 AT VILLANOVA (FS1) .....6:30  
 24 AT SETON HALL (FS2) .....8:30  
 28 ST. JOHN'S (CBSSN).....8:30

### MARCH

2 AT DePAUL (FS1).....Noon  
 6 XAVIER (CBSSN) .....7:30

All times are Eastern

## 2023-24 ROSTER

No.	Name	Pos.	Ht.	Wt.	Yr.	Hometown/Previous School
0	Augusto Cassia	F	6-8	220	Fr.	Salvador, Brazil/NBA Global Academy (Australia)
1	Jalen Thomas	F/C	6-10	240	5th	Detroit, Mich./Georgia State
2	Artemios Gavalas	G	6-0	180	R-Jr.	Southampton, N.Y./St. John's
3	Ethan McComb	G	6-1	185	Fr.	Greenwood, Ind./Center Grove
4	DJ Davis	G	6-1	175	Sr.	Moreno Valley, Calif./UC Irvine
5	Posh Alexander	G	6-0	205	Sr.	Brooklyn, N.Y./St. John's
11	Jahmyl Telfort	G/F	6-7	225	Sr.	Boucherville, Quebec/Northeastern
13	Finley Bizjack	G	6-4	195	Fr.	Trophy Club, Texas/Byron Nelson
14	Landon Moore	G	6-3	200	So.	Bloomington, Ill./St. Francis (Pa.)
21	Pierre Brooks II	G	6-6	240	Jr.	Detroit, Mich./Michigan State
22	Connor Turnbull	F/C	6-10	225	So.	St. Paul, Mo./Fort Zumwalt North
23	Andre Screen	C	7-1	255	Sr.	Alexandria, Va./Bucknell
33	Boden Kapke	F/C	6-11	255	Fr.	Victoria, Minn./Holy Family Catholic
35	John-Michael Mulloy	F/C	6-10	235	Gr.	Carmel, Ind./Carmel

## Summary

Player	Overall Statistics											Conference Statistics								
	GP-GS	MIN/G	FG%	3FG%	FT%	R/G	A/G	STL	BLK	PTS/G	GP-GS	MIN/G	FG%	3FG%	FT%	R/G	A/G	STL	BLK	PTS/G
TAYLOR, Jayden	32-22	30.2	.408	.326	.770	3.8	1.3	42	11	12.9	20-10	29.8	.376	.309	.721	3.7	1.1	25	5	12.3
LUKOSIUS, Simas	32-32	33.3	.426	.378	.800	4.0	2.9	32	3	11.6	20-20	32.8	.394	.348	.825	3.8	2.4	20	2	11.1
BATES, Manny	26-26	27.9	.619	.000	.651	5.5	1.4	15	49	11.6	15-15	26.2	.606	.000	.611	4.5	1.3	7	18	9.9
HARRIS, Chuck	29-24	29.0	.403	.340	.853	3.1	2.4	30	4	10.4	17-12	26.4	.353	.333	.800	2.5	2.1	18	4	8.2
HUNTER JR., Eric	31-31	34.0	.404	.304	.681	3.8	2.8	42	12	8.2	20-20	33.3	.323	.231	.750	3.9	2.7	23	2	5.8
THOMAS, Jalen	21-13	21.0	.500	.333	.818	4.7	0.5	15	23	7.0	20-12	20.3	.482	.364	.818	4.6	0.5	13	22	6.4
ALI, Ali	18-12	27.4	.381	.255	.737	2.7	1.6	11	5	6.5	17-11	27.7	.387	.250	.737	2.7	1.6	10	5	6.6
TATE, Myles	23-0	7.7	.311	.250	.765	1.0	0.8	6	1	2.5	14-0	6.4	.333	.385	.818	0.9	0.6	1	1	2.3
THOMAS, Pierce	23-0	13.6	.422	.286	.471	2.3	0.7	19	5	2.2	11-0	8.3	.188	.000	.500	1.3	0.1	4	0	0.7
TURNBULL, Connor	22-0	5.5	.441	.471	.625	0.7	0.1	0	15	2.0	13-0	6.6	.458	.700	.667	0.7	0.2	0	10	2.5
HUGHES, D.J.	15-0	8.6	.526	.000	.417	1.9	0.1	3	3	1.7	7-0	5.2	.600	.000	.500	0.9	0.0	0	0	1.3
WILMOTH, Myles	13-0	5.5	.200	.091	.000	0.5	0.1	1	7	0.7	11-0	5.4	.267	.143	.000	0.5	0.1	1	5	0.8
<b>Totals</b>	<b>32</b>		<b>.436</b>	<b>.327</b>	<b>.739</b>	<b>29.9</b>	<b>12.6</b>	<b>216</b>	<b>138</b>	<b>65.3</b>	<b>20</b>		<b>.402</b>	<b>.309</b>	<b>.737</b>	<b>28.4</b>	<b>11.4</b>	<b>122</b>	<b>74</b>	<b>60.0</b>
<b>Opponent</b>	<b>32</b>		<b>.447</b>	<b>.321</b>	<b>.704</b>	<b>36.3</b>	<b>13.8</b>	<b>219</b>	<b>105</b>	<b>67.9</b>	<b>20</b>		<b>.463</b>	<b>.338</b>	<b>.710</b>	<b>37.8</b>	<b>14.9</b>	<b>137</b>	<b>74</b>	<b>70.1</b>

## Scoring

Player	Overall Statistics									Conference Statistics							
	FG-FGA	FG%	3FG-3FGA	3FG%	FT-FTA	FT%	PTS	PTS/G	FG-FGA	FG%	3FG-3FGA	3FG%	FT-FTA	FT%	PTS	PTS/G	
TAYLOR, Jayden	135-331	.408	45-138	.326	97-126	.770	412	12.9	79-210	.376	25-81	.309	62-86	.721	245	12.3	
LUKOSIUS, Simas	132-310	.426	59-156	.378	48-60	.800	371	11.6	78-198	.394	32-92	.348	33-40	.825	221	11.1	
BATES, Manny	130-210	.619	0-1	.000	41-63	.651	301	11.6	63-104	.606	0-0	.000	22-36	.611	148	9.9	
HARRIS, Chuck	104-258	.403	35-103	.340	58-68	.853	301	10.4	48-136	.353	16-48	.333	28-35	.800	140	8.2	
HUNTER JR., Eric	95-235	.404	31-102	.304	32-47	.681	253	8.2	41-127	.323	15-65	.231	18-24	.750	115	5.8	
THOMAS, Jalen	63-126	.500	4-12	.333	18-22	.818	148	7.0	53-110	.482	4-11	.364	18-22	.818	128	6.4	
ALI, Ali	45-118	.381	13-51	.255	14-19	.737	117	6.5	43-111	.387	12-48	.250	14-19	.737	112	6.6	
TATE, Myles	19-61	.311	7-28	.250	13-17	.765	58	2.5	9-27	.333	5-13	.385	9-11	.818	32	2.3	
THOMAS, Pierce	19-45	.422	4-14	.286	8-17	.471	50	2.2	3-16	.188	0-4	.000	2-4	.500	8	0.7	
TURNBULL, Connor	15-34	.441	8-17	.471	5-8	.625	43	2.0	11-24	.458	7-10	.700	4-6	.667	33	2.5	
HUGHES, D.J.	10-19	.526	0-0	.000	5-12	.417	25	1.7	3-5	.600	0-0	.000	3-6	.500	9	1.3	
WILMOTH, Myles	4-20	.200	1-11	.091	0-0	.000	9	0.7	4-15	.267	1-7	.143	0-0	.000	9	0.8	
<b>Totals</b>	<b>771-1767</b>	<b>.436</b>	<b>207-633</b>	<b>.327</b>	<b>339-459</b>	<b>.739</b>	<b>2088</b>	<b>65.3</b>	<b>435-1083</b>	<b>.402</b>	<b>117-379</b>	<b>.309</b>	<b>213-289</b>	<b>.737</b>	<b>1200</b>	<b>60.0</b>	
<b>Opponent</b>	<b>838-1874</b>	<b>.447</b>	<b>200-623</b>	<b>.321</b>	<b>298-423</b>	<b>.704</b>	<b>2174</b>	<b>67.9</b>	<b>531-1147</b>	<b>.463</b>	<b>132-391</b>	<b>.338</b>	<b>208-293</b>	<b>.710</b>	<b>1402</b>	<b>70.1</b>	

## 2023-24 BULLDOG NEWCOMERS

**Posh Alexander, G, Sr., 6-0, 200, Brooklyn, N.Y./St. John's**

- Led the BIG EAST three times in steals while also scoring in double figures in all three seasons at St. John's.
- In 2020-21, made All-BIG EAST Freshman Team and was Co-Defensive Player of the Year.

**Finley Bizjack, G, Fr., 6-4, 195, Trophy Club, Texas/Byron Nelson H.S**

- A Texas All-State honoree as a senior, had 2,832 points, 275 3-pointers and 435 assists in his prep career.

**Pierre Brooks, G-F, Jr., 6-6, 240, Detroit, Mich./Michigan State**

- Averaged 3.6 points and 1.7 rebounds, while making five starts at Michigan State last year.

**Augusto Cassia, F, Fr., 6-8, 220, Salvador, Brazil/NBA Global Academy**

- Represented Brazil at the 2019 U17 Championship and averaged 6.8 points and 5.0 boards.

**DJ Davis, G, Sr., 6-1, 175, Moreno Valley, Calif./UC Irvine**

- Was All-Big West First Team last year at UC Irvine after averaging 15.0 points His 88 3-pointers led the league.
- Made 149 3-point baskets in three seasons at UC Irvine.

**Boden Kapke, F-C, Fr., 6-11, 255, Victoria, Minn./Holy Family Catholic**

- Was one of five finalists for Minnesota Mr. Basketball last season while averaging 23 points and 13 rebounds.

**Ethan McComb, G, Fr., 6-1, 185, Greenwood, Ind./Center Grove**

- Shot 47 percent from 3-point range as a senior and led his team to a 22-3 record.

**Landon Moore, G, So., 6-3, 200, Bloomington, Ind./St. Francis (Pa.)**

- Earned All-NEC Rookie honors while averaging 13.1 points and 3.6 assists at St. Francis (Pa.).

**Andre Screen, C, Sr., 7-1, 255, Alexandria, Va./Bucknell**

- Averaged 11.2 points, 5.6 rebounds and 1.31 blocks last season at Bucknell.

**Jahmyl Telfort, G-F, Sr., 6-7, 225, Boucherville, Quebec/Northeastern**

- Was fifth in CAA in scoring last year while at Northeastern, averaging 16.4 points.
- Played for Canada U23 team that competed in the 2023 GLOBLJAM.



## HEAD COACH

### THAD MATTA

**Hired at Butler:** April 3, 2022

**Coaching File:** Head coach, Ohio State, (2004-17); Head coach, Xavier (2001-04); Head coach, Butler (2000-01); Assistant coach, Butler (1997-00); Assistant coach, Western Carolina (1995-96); Assistant coach, Miami Ohio (1994-95); Academic/Admin. asst., Butler (1991-94); Gradasst., Indiana State (1990-91).

**Highlights:** In 18 years as a head coach, his teams won 20 or more games 16 times. At Ohio State,

reached Final Four in 2007 and 2012. Won five Big Ten regular-season titles, four Big Ten Tournament titles. Was a three-time Big Ten Coach of the Year. He is the winningest coach in Ohio State history. At Xavier, he made three NCAA appearances in three years, won two regular-season and two tournament titles. At Butler in 2000-01, he won a then-school record 24 games, regular-season and tournament crowns. He was named Midwestern Collegiate Conference Coach of the Year.

**Playing File:** Was a two-year starter in three seasons at Butler after transferring from Southern Illinois. Was a team captain as a senior.

**Education:** B.A., Butler, Education, 1990.

**Personal:** Native of Hoopston, Ill. Birthdate: 7-11-67. He and his wife Barb, have daughters Ali and Emily. Barb and Ali are also Butler graduates while Emily is pursuing her undergraduate degree at Butler.

## MATTA'S RECORD

Career Record (18 years).....	439-154 (.724)
Ohio State Record (13 years) .....	337-123 (.733)
Xavier Record (three years).....	78-23 (.772)
Butler Record (two years).....	38-26 (.594)

BIG EAST Regular Season Record (one year).....	6-14 (.300)
BIG EAST Tournament Record (one year).....	0-1 (.000)
BIG EAST Overall Record (one year).....	6-15 (.287)

NCAA Record (13 appearances) .....	24-13 (.649)
NIT Record (two appearances) .....	6-1 (.857)

## YEAR-BY-YEAR

	Overall	Conference	Conf. Tourn.	Postseason
2000-01 Butler	24-8	11-3/1st	3-0/1st	NCAA 1-1
2001-02 Xavier	26-6	14-2/1st	3-0/1st	NCAA 1-1
2002-03 Xavier	16-6	15-1/1st	1-1	NCAA 1-1
2003-04 Xavier	26-11	10-6/T3rd	4-0/1st	NCAA 3-1
2004-05 Ohio State	20-12	8-8/6th	1-1	---
2005-06 Ohio State	26-6	12-4/1st	2-1	NCAA 1-1
2006-07 Ohio State	35-4	15-1/1st	3-0/1st	Final Four/2nd
2007-08 Ohio State	24-13	10-8/5th	0-1	NIT/4-0/1st
2008-09 Ohio State	22-11	10-8/T4th	2-1	NCAA 0-1
2009-10 Ohio State	29-8	14-4/T1st	3-0/1st	NCAA 2-1
2010-11 Ohio State	34-3	16-1/1st	3-0/1st	NCAA 2-1
2011-12 Ohio State	31-8	13-5/T1st	2-1	Final Four 4-1
2012-13 Ohio State	29-8	13-5/T2nd	3-0/1st	NCAA 3-1
2013-14 Ohio State	25-10	10-8/5th	2-1	NCAA 0-1

2014-15 Ohio State	24-11	11-7/6th	1-1	NCAA 1-1
2015-16 Ohio State	21-14	11-7/7th	1-1	NIT 1-1
2016-17 Ohio State	17-15	7-11/T10th	0-1	--
2022-23 Butler	14-18	6-14/9th	0-1	--

## REGULAR SEASON GAMES

**Home Record:** 52-41

**Best Home Record:** 7-3 in 2020-21

**Worst Home Record:** 2-7 in 2013-14

**Most Consecutive Home Wins:** 5 in 2014-15

**Most Consecutive Home Losses:** 4 in 2013-14

**Road Record:** 32-61

**Best Road Record:** 6-3 in 2014-15, 2016-17

**Worst Road Record:** 1-9 in 2013-14, 2020-21

**Most Consecutive Road Wins:** 3 in 2016-17

**Most Consecutive Road Losses:** 6 in 2022-23

**Longest Winning Streak:** 5 in 2020-21

**Longest Losing Streak:** 7 games in 2013-14

## BIG EAST REGULAR SEASON RESULTS

Year	Won-Lost	Home	Away	Finish	Championship Seed
2013-14	4-14	2-7	2-7	9th	#9
2014-15	12-6	6-3	6-3	T2nd	#3
2015-16	10-8	6-3	4-5	T4th	#5
2016-17	12-6	6-3	6-3	2nd	#2
2017-18	9-9	6-3	3-6	T6th	#6
2018-19	7-11	5-4	2-7	T8th	#9
2019-20	10-8	6-3	4-5	5th	#5
2020-21	8-12	7-3	1-9	10th	#10
2021-22	6-14	4-6	2-8	T9th	#9
2022-23	6-15	4-6	2-8	9th	#9

## BIG EAST CHAMPIONSHIP RESULTS (2013-23)

vs.	Won	Lost
Creighton	0	1
Providence	0	3
St. John's	0	1
Seton Hall	1	1
Villanova	0	1
Xavier	2	2
<b>Total</b>	<b>3</b>	<b>9</b>

**2022-23 RESULTS (14-18, 6-14 BIG EAST)**

(HOME: 10-6/AWAY: 3-10/NEUTRAL: 1-2)

			Attendance	High Scorer/Rebounder
<b>NOVEMBER</b>				
7	New Orleans	W, 89-53	9,122	Bates 25/Bates 11
Gavitt Tipoff Games				
14	at Penn State	L, 68-62	6,762	Bates 16/Bates 10
17	Saint Francis	W, 95-67	7,255	Harris 22/Thomas 6
19	The Citadel	W, 89-42	7,520	Two with 18/Two with 9
Battle 4 Atlantis				
23	vs. #22 Tennessee	L, 71-45	890	Taylor 18/Hughes 6
24	vs. BYU	W, 75-70	821	Taylor 20/Lukosius 6
25	vs. NC State	L, 71-67	385	Harris 20/Bates 9
BIG EAST-Big 12 Battle				
30	Kansas State	W, 76-64	7,660	Bates 22/Bates 10
<b>DECEMBER</b>				
3	Tennessee Tech	W, 80-66	7,723	Harris 32/Lukosius 7
16	Yale	W, 71-61	7,042	Bates 22/Bates 7
18	at California	W, 82-58	2,040	Two with 16/Hunter 11
17	#3 UCONN	L, 68-46	8,283	Bates 16/Harris 6
22	AT CREIGHTON	L, 78-56	16,319	Harris 14/Two with 5
29	PROVIDENCE	L, 72-52	7,577	Two with 12/Thomas 6
<b>JANUARY</b>				
1	AT GEORGETOWN	W, 80-51	6,140	Taylor 24/Hunter Jr. 8
4	DEPAUL	W, 78-70	7,015	Hunter Jr. 23/Three with 5
7	AT SETON HALL	L, 76-51	9,033	Taylor 14/Thomas 8
10	AT ST. JOHN'S	L, 77-61	3,536	Harris 17/Thomas 6
13	VILLANOVA	W, 79-71	8,688	Lukosius 28/Thomas 5
17	CREIGHTON	L, 73-52	7,329	Lukosius 18/Thomas 7
22	AT #15 UCONN	L, 86-56	15,564	Harris 16/Lukosius 6
25	AT #23 PROVIDENCE	L, 79-58	10,869	Hunter, Jr. 12/Taylor 5
28	SETON HALL	L, 70-49	9,100	Lukosius 11/Thomas 8
<b>FEBRUARY</b>				
4	AT #14 MARQUETTE	L, 60-52	17,592	Taylor 19/Taylor 7
7	ST. JOHN'S	W, 68-66	6,894	Taylor 19/Ali 8
10	#13 XAVIER	W, 69-67	9,352	Taylor 20/Taylor 6
14	AT VILLANOVA	L, 62-50	6,501	Taylor 20/Bates 9
19	GEORGETOWN	L, 68-62	8,615	Taylor 21/Hunter Jr. 8
22	AT DePAUL	W, 59-58	4,356	Two with 15/Two with 7
28	#6 MARQUETTE	L, 72-56	7,511	Taylor 13/Thomas 8
<b>MARCH</b>				
4	AT #19 XAVIER	L, 78-66	10,398	Taylor 16/Three with 3
8	at St. John's (BET)	L, 76-63	19,812	Lukosius 23/Two with 6

**CAREER LEADERS**

Points	Total
Chad Tucker, 1983-88	2,321
Kelan Martin, 2014-18	2,047
Darrin Fitzgerald, 1983-87	2,019
Kamar Baldwin, 2016-20	1,956
Kellen Dunham, 2013-16	1,946
Matt Howard, 2007-11	1,939
A. J. Graves, 2004-08	1,807
Lynn Mitchem, 1979-83	1,798
Darin Archbold, 1988-92	1,744
Billy Shepherd, 1969-72	1,733

Rebounds	Total
Daryl Mason, 1971-74	961
Kameron Woods, 2011-15	956
Jeff Blue, 1961-64	953
Matt Howard, 2007-11	884
Roosevelt Jones 2011-16	814
Darren Fowlkes, 1985-89	748
Lynn Mitchem, 1979-83	742
Mike Marshall, 1996-00	722
Jon Neuhouser, 1994-98	719
Joel Cornette, 1999-03	712

Assists	Total
Aaron Thompson, 2017-22	566
Thomas Jackson, 1998-02	540
Ronald Nored, 2008-12	497
Tim Bowen, 1989-93	471
Roosevelt Jones, 2011-16	464
Jeff Rogers, 1994-98	457
Darrin Fitzgerald, 1983-87	411
Kamar Baldwin, 2016-20	364
Shelvin Mack, 2008-11	357
Avery Sheets, 2002-06	323
Mike Green, 2006-08	316
A.J. Green, 2004-08	316

Steals	Total
Thomas Jackson, 1998-02	207
Ronald Nored, 2008-12	207
Kamar Baldwin, 2016-20	196
Alex Barlow, 2011-15	187
A.J. Graves, 2004-08	183
Darren Fowlkes, 1985-89	176
Tim Bowen, (1989-93)	159
Darrin Fitzgerald, 1983-87	156
Aaron Thompson, 2017-22	155
Rylan Hainje, 1998-02	153

Blocked Shots	Total
Rolf van Rijn, 1994-98	203
Joel Cornette, 1999-03	144
Matt Howard, 2007-11	131
Kameron Woods, 2011-15	125
Tyler Wideman, 2014-18	104
J.P. Brens, 1989-93	100
Darren Fowlkes, 1985-89	82
Mike Miller, 1978-81	76
Brandon Polk, 2004-06	73
Tim Haseley, 1981-85	72





Alex Karaban



## QUICK FACTS

**Location:** Storrs, Conn.  
**Enrollment:** 32,669  
**Founded:** 1881  
**Nickname:** Huskies  
**Colors:** National Flag Blue and White  
**Home Court:** Gampel Pavilion (10,167)

## COACHING STAFF

**Head Coach**  
 Dan Hurley (Seton Hall, '96)  
 Office Phone: (860) 486-2720

### Assistant Coaches

Tom Moore (Boston U., '87)  
 Kimani Young (UTEP, '98)  
 Luke Murray (Fairfield, '07)

## ADMINISTRATION

**President**  
 Dr. Radenka Maric

**Director of Athletics**  
 David Benedict  
 Athletics Phone: (860) 486-2725

**Asst. AD/Communications**  
 Bobby Mullen  
 Office Phone: (860) 486-4495  
 Cell Phone: (609) 923-4463  
 Email: robert.mullen@uconn.edu

## 2023-24 SCHEDULE

### NOVEMBER

6 Northern Arizona (FS1/FOXsportsapp) ... 6:30  
 11 Stonehill (FS2) ..... Noon  
 14 Mississippi Valley State (FS2) ..... 7:00  
 Saatva Empire Classic  
 19 vs. Indiana<sup>MSG</sup> (ESPN) ..... 1:00  
 20 vs. Louisville/Texas<sup>MSG</sup> (ESPNU) ..... 4:30/7:00  
 24 Manhattan (FS1) ..... 2:00  
 27 vs. New Hampshire (CBSSN) ..... 7:00

### DECEMBER

BIG EAST-Big 12 Battle  
 1 at Kansas (ESPN2) ..... 9:00  
 Jimmy V Classic  
 5 vs. North Carolina<sup>MSG</sup> (ESPN) ..... 9:00  
 9 Arkansas Pine Bluff (FS2) ..... Noon  
 Continental Tire Tip-Off  
 15 vs. Gonzaga (ESPN2) ..... 10:00  
 20 AT SETON HALL (CBSSN) ..... 7:00  
 23 ST. JOHN'S (FOX) ..... 8:00

### JANUARY

2 DePAUL (FS1) ..... 6:30  
 5 AT BUTLER (FS1) ..... 6:30  
 10 AT XAVIER (FS1) ..... 8:30  
 14 GEORGETOWN (FOX) ..... Noon/4:30  
 17 CREIGHTON (FS1) ..... 7:00  
 20 AT VILLANOVA<sup>WF</sup> (FOX/FS1) ..... 8:00  
 28 XAVIER (FS1) ..... Noon  
 31 PROVIDENCE (FS1) ..... 8:30

### FEBRUARY

3 AT ST JOHN'S<sup>MSG</sup> (FOX) ..... Noon  
 6 BUTLER (FS1) ..... 8:30  
 10 AT GEORGETOWN (FS1) ..... Noon  
 14 AT DePAUL (CBSSN) ..... 9:00  
 17 MARQUETTE (FOX) ..... 3:00  
 20 AT CREIGHTON (CBS) ..... 8:30  
 24 VILLANOVA (FOX) ..... 8:00

### MARCH

3 SETON HALL (CBS) ..... Noon  
 6 AT MARQUETTE (FOX) ..... 8:30  
 9 AT PROVIDENCE (FOX) ..... TBD

<sup>MSG</sup> Madison Square Garden. <sup>WF</sup> Wells Fargo Center. All times are Eastern.

## 2023-24 ROSTER

No.	Name	Pos.	Ht.	Wt.	Yr.	Hometown/Previous School
1	Solomon Ball	G	6-3	185	Fr.	Leesburg, Va./Brewster Academy
2	Tristen Newton	G	6-5	195	Gr.	El Paso, Texas/East Carolina
3	Jaylin Stewart	F	6-7	205	Fr.	Seattle, Wash./Garfield HS
5	Stephon Castle	G	6-6	215	Fr.	Covington, Ga./Newton HS
10	Hassan Diarra	G	6-2	190	Sr.	Queens, N.Y./Texas A&M
11	Alex Karaban	F	6-8	220	R-So.	Southborough, Mass./IMG Academy
12	Cam Spencer	G	6-4	205	Gr.	Davidsonville, Md./Rutgers
20	Andrew Hurley	G	6-1	170	Sr.	Glastonbury, Conn./East Catholic
23	Jayden Ross	F	6-7	195	Fr.	Bristow, Va./Long Island Lutheran
24	Youssef Singare	C	6-10	220	Fr.	Bamako, Mali/Our Saviour Lutheran
32	Donovan Clingan	C	7-2	280	So.	Bristol, Conn./Bristol Central H.S.
33	Apostolos Roumglou	G	6-8	215	So.	Xanthi, Greece/Arion Xanthi Club
35	Samson Johnson	F	6-10	225	Jr.	Lome, Togo/The Patrick School (N.J.)
40	Andre Johnson Jr.	G	6-4	170	So.	Bristol, Conn./South Kent School

## Summary

Player	Overall Statistics										Conference Statistics									
	GP-GS	MIN/G	FG%	3FG%	FT%	R/G	A/G	STL	BLK	PTS/G	GP-GS	MIN/G	FG%	3FG%	FT%	R/G	A/G	STL	BLK	PTS/G
SANOGO, Adama	39-39	26.5	.606	.365	.766	7.7	1.3	27	32	17.2	20-20	27.8	.568	.357	.763	7.6	1.3	15	14	16.2
HAWKINS, Jordan	37-37	29.4	.409	.388	.887	3.8	1.3	26	19	16.2	20-20	32.3	.399	.357	.900	4.4	1.2	17	12	17.3
NEWTON, Tristen	39-38	28.8	.374	.366	.816	4.5	4.7	43	10	10.1	20-20	29.1	.397	.350	.813	4.1	4.6	23	6	10.1
KARABAN, Alex	39-38	28.9	.476	.402	.809	4.5	1.7	21	28	9.3	20-20	29.8	.458	.396	.889	4.7	1.9	14	13	9.6
CLINGAN, Donovan	39-0	13.1	.655	.000	.517	5.6	0.5	16	70	6.9	20-0	12.3	.577	.000	.500	5.2	0.5	6	34	5.6
JACKSON JR., Andre	36-31	29.1	.432	.281	.646	6.2	4.7	39	18	6.7	20-20	30.2	.408	.296	.677	6.6	4.2	16	10	7.2
CALCATERRA, Joey	38-0	14.5	.417	.446	.885	1.7	1.2	22	2	5.8	19-0	10.8	.329	.364	1.000	1.2	1.0	9	1	3.6
ALLEYNE, Nahiem	39-8	18.0	.362	.305	.871	1.2	0.8	18	2	5.2	20-0	15.5	.313	.298	.800	1.1	0.7	5	2	3.9
DIARRA, Hassan	36-3	12.7	.301	.189	.514	1.3	1.8	28	8	2.1	17-0	12.7	.359	.235	.526	1.1	1.5	15	4	2.5
JOHNSON, Samson	12-1	3.9	.500	.000	1.000	0.8	0.1	2	0	0.9	5-0	4.3	.333	.000	.000	0.8	0.2	2	0	0.8
SPRINGS, Richie	19-0	2.1	.667	.000	.600	0.6	0.2	0	0	0.8	4-0	0.9	1.000	.000	.000	0.3	0.0	0	0	0.5
ROUMOGLU, Apostolos	20-0	1.5	.286	.000	.667	0.4	0.1	1	0	0.3	5-0	1.2	.000	.000	.000	0.0	0.0	0	0	0.0
HURLEY, Andrew	15-0	1.3	.143	.000	.000	0.2	0.0	2	0	0.1	2-0	1.3	.000	.000	.000	0.5	0.0	0	0	0.0
JOHNSON JR., Andre	9-0	1.1	.000	.000	.000	0.0	0.0	0	0	0.0	1-0	0.8	.000	.000	.000	0.0	0.0	0	0	0.0
HENDRY, Emmett	9-0	0.8	.000	.000	.000	0.0	0.0	0	0	0.0	1-0	0.8	.000	.000	.000	0.0	0.0	0	0	0.0
HASSON, Yarin	11-0	0.9	.000	.000	.000	0.1	0.0	0	1	0.0	1-0	0.8	.000	.000	.000	1.0	0.0	0	0	0.0
<b>Totals</b>	<b>39</b>		<b>.464</b>	<b>.363</b>	<b>.761</b>	<b>39.3</b>	<b>17.5</b>	<b>245</b>	<b>190</b>	<b>78.6</b>	<b>20</b>		<b>.439</b>	<b>.345</b>	<b>.767</b>	<b>38.9</b>	<b>16.5</b>	<b>122</b>	<b>96</b>	<b>75.7</b>
<b>Opponent</b>	<b>39</b>		<b>.399</b>	<b>.297</b>	<b>.735</b>	<b>30.1</b>	<b>9.2</b>	<b>258</b>	<b>105</b>	<b>64.1</b>	<b>20</b>		<b>.422</b>	<b>.306</b>	<b>.759</b>	<b>30.9</b>	<b>9.9</b>	<b>129</b>	<b>64</b>	<b>68.4</b>

## Scoring

Player	Overall Statistics							Conference Statistics								
	FG-FGA	FG%	3FG-3FGA	3FG%	FT-FTA	FT%	PTS	PTS/G	FG-FGA	FG%	3FG-3FGA	3FG%	FT-FTA	FT%	PTS	PTS/G
SANOGO, Adama	277-457	.606	19-52	.365	98-128	.766	671	17.2	134-236	.568	10-28	.357	45-59	.763	323	16.2
HAWKINS, Jordan	182-445	.409	109-281	.388	125-141	.887	598	16.2	105-263	.399	55-154	.357	81-90	.900	346	17.3
NEWTON, Tristen	107-286	.374	45-123	.366	133-163	.816	392	10.1	58-146	.397	21-60	.350	65-80	.813	202	10.1
KARABAN, Alex	130-273	.476	66-164	.402	38-47	.809	364	9.3	70-153	.458	36-91	.396	16-18	.889	192	9.6
CLINGAN, Donovan	112-171	.655	0-1	.000	45-87	.517	269	6.9	45-78	.577	0-0	.000	22-44	.500	112	5.6
JACKSON JR., Andre	92-213	.432	25-89	.281	31-48	.646	240	6.7	53-130	.408	16-54	.296	21-31	.677	143	7.2
CALCATERRA, Joey	73-175	.417	50-112	.446	23-26	.885	219	5.8	24-73	.329	16-44	.364	5-5	1.000	69	3.6
ALLEYNE, Nahiem	71-196	.362	32-105	.305	27-31	.871	201	5.2	26-83	.313	14-47	.298	12-15	.800	78	3.9
DIARRA, Hassan	25-83	.301	7-37	.189	19-37	.514	76	2.1	14-39	.359	4-17	.235	10-19	.526	42	2.5
JOHNSON, Samson	4-8	.500	0-2	.000	3-3	1.000	11	0.9	2-6	.333	0-2	.000	0-0	.000	4	0.8
SPRINGS, Richie	6-9	.667	0-0	.000	3-5	.600	15	0.8	1-1	1.000	0-0	.000	0-0	.000	2	0.5
ROUMOGLU, Apostolos	2-7	.286	0-2	.000	2-3	.667	6	0.3	0-3	.000	0-1	.000	0-0	.000	0	0.0
HURLEY, Andrew	1-7	.143	0-3	.000	0-0	.000	2	0.1	0-1	.000	0-0	.000	0-0	.000	0	0.0
JOHNSON JR., Andre	0-1	.000	0-1	.000	0-0	.000	0	0.0	0-0	.000	0-0	.000	0-0	.000	0	0.0
HENDRY, Emmett	0-0	.000	0-0	.000	0-0	.000	0	0.0	0-0	.000	0-0	.000	0-0	.000	0	0.0
HASSON, Yarin	0-2	.000	0-1	.000	0-0	.000	0	0.0	0-1	.000	0-0	.000	0-0	.000	0	0.0
<b>Totals</b>	<b>1082-2333</b>	<b>.464</b>	<b>353-973</b>	<b>.363</b>	<b>547-719</b>	<b>.761</b>	<b>3064</b>	<b>78.6</b>	<b>532-1213</b>	<b>.439</b>	<b>172-498</b>	<b>.345</b>	<b>277-361</b>	<b>.767</b>	<b>1513</b>	<b>75.7</b>
<b>Opponent</b>	<b>856-2145</b>	<b>.399</b>	<b>194-653</b>	<b>.297</b>	<b>595-810</b>	<b>.735</b>	<b>2501</b>	<b>64.1</b>	<b>469-1111</b>	<b>.422</b>	<b>105-343</b>	<b>.306</b>	<b>324-427</b>	<b>.759</b>	<b>1367</b>	<b>68.4</b>

## 2023-24 HUSKY NEWCOMERS

### Solomon Ball, G, Fr., 6-3, 185, Leesburg, Va./Brewster Academy (N.H.)

- Averaged 16.3 points, 4.6 rebounds as a senior at Brewster.
- Also played for Team Melo AAU and averaged 16 points.

### Stephon Castle, Fr., G, 6-6, 215, Covington, Ga./Newton

- A consensus 5-star recruit, he helped USA win the gold at FIBA U18 World Championships.
- Was selected to the McDonald's All-America Game.

### Jayden Ross, F, Fr., 6-7, 195, Bristow, Va./Long Island Lutheran

- Averaged 11.1 points and 4.0 rebounds at Long Island Lutheran last season.
- At St. James HS in Hagerstown, Md., averaged 18.5 points and 8.6 boards in '21-22.

### Youssef Singare, C, Fr., Bamako, Mali/Our Saviour Lutherans.

- Was team captain in his one season at Our Saviour Lutheran
- Was rated a top-20 center in 247 Sports composite rankin

### Cam Spencer, G, Gr., 6-4, 207, Davidsonville, Md./Rutgers

- Was Rutgers' co-scoring leader last year with a 13.2 average.
- Started all 34 games, making 43.4 percent from 3-point range and 89.4 percent from the line.

### Jaylin Stewart, F, Fr., 6-7, 205, Seattle, Wash./Garfield

- A consensus top 70 recruit, averaged 19.2 points, 7.6 rebounds and 3.3 assists as a senior.
- Led Garfield to 3A state titles as a freshman and a senior.



## HEAD COACH DAN HURLEY

**Hired at Connecticut:** March 22, 2018.

**Coaching File:** Head coach, Rhode Island, 2012-18; Head coach, Wagner, 2010-12; Head coach, St. Benedict's HS (Newark, N.J.), 2001-10; Assistant coach, Rutgers, 1997-2001; Assistant coach, St. Anthony HS (Jersey City, N.J.), 1996-97.

**Highlights:** 2023 NCAA National Champions; 2022 NCAA; 2021 NCAA; 2018 NCAA (Second Round); 2018 Atlantic 10 Atlantic 10 Coach

of the Year; 2016-17 NCAA (Second Round); 2017 Atlantic 10 Tournament Champions, 2015 NIT (Second Round). Compiled a 223-21 record while coaching at St. Benedict's H.S.

**Playing File:** Scored 1,070 points and had 437 assists in a four-year career at Seton Hall, playing for head coaches P.J. Carlesimo and George Blaney and helping the Pirates to three straight NCAA Tournaments and one NIT berth.

**Education:** B.A., Liberal Studies, Seton Hall, 1996.

**Personal:** Native of Jersey City, N.J. Birthdate: 1-16-73. He and his wife Andrea have two sons, Danny and Andrew, a senior on the UConn team. Father is Bob Hurley, a legendary high school coach at St. Anthony (N.J.) and a member of the Naismith Memorial Basketball Hall of Fame.

## HURLEY'S RECORD

Career Record (13 years).....	255-160 (.614)
UConn Record (five years).....	104-55 (.654)
Rhode Island Record (six years) .....	113-82 (.579)
Wagner Record (two years).....	38-23 (.623)

BIG EAST Regular Season Record (three years).....	37-19 (.661)
BIG EAST Tournament Record (three years).....	3-3 (.500)
BIG EAST Overall Record (three years).....	40-22 (.645)

NCAA Record (five appearances) .....	8-4 (.667)
NIT Record (one appearance).....	1-1 (.500)

## YEAR-BY-YEAR

	Overall	Conference	Conf. Tourn.	Postseason
2010-11 Wagner	13-17	9-9/	3-1/2nd	---
2011-12 Wagner	25-6	15-3/	1-1	---
2012-13 Rhode Island	8-21	3-13/T8th	0-1	NIT 0-1
2013-14 Rhode Island	14-18	5-11		
2014-15 Rhode Island	23-10	13-5		
2015-16 Rhode Island	17-15	9-9		
2016-17 Rhode Island	25-10	13-5		NCAA 1-1
2017-18 Rhode Island	26-8	15-3/1st		NCAA 1-1
2018-19 Connecticut	16-17	6-12/T9th	1-1	
2019-20 Connecticut	19-12	10-8/T5th	---	---
2020-21 Connecticut	15-8	11-6/3rd	1-1	NCAA 0-1
2021-22 Connecticut	23-10	13-6/3rd	1-1	NCAA 0-1
2022-23 Connecticut	31-8	13-7/4th	1-1	NCAA 6-0/1st

## REGULAR SEASON GAMES

**Home Record:** 207-98

**Best Home Record:** 9-0 in 1993-94, 1995-96 and 1997-98

**Worst Home Record:** 1-7 in 1986-87

**Most Consecutive Home Wins:** 14 over 1997-98/98-99 seasons

**Most Consecutive Home Losses:** 9 in 1985-86/86-87

**Road Record:** 155-152

**Best Road Record:** 9-0 in 1998-99

**Worst Road Record:** 0-8 in 1985-86

**Most Consecutive Road Wins:** 11 over 1997-98/98-99 seasons

**Most Consecutive Road Losses:** 9 over 1984-85/85-86 & 1987-88/88-89

**Longest Winning Streak:** 18 over 1993-94/94-95 seasons

**Longest Losing Streak:** 8 games over 1985-86/86-87 seasons

## BIG EAST REGULAR SEASON RESULTS

Year	Won-Lost	Home	Away	Finish	Championship Seed
1979-80	3-3	3-0	0-3	4th	#4
1980-81	8-6	5-2	3-4	T3rd	#5
1981-82	7-7	4-3	3-4	T5th	#6
1982-83	5-11	2-6	3-5	7th	#7
1983-84	5-11	2-6	3-5	T7th	#7
1984-85	6-10	4-4	2-6	7th	#7
1985-86	3-13	3-5	0-8	T8th	#8
1986-87	3-13	1-7	2-6	T8th	#9
1987-88	4-12	3-5	1-7	9th	#9
1988-89	6-10	5-3	1-7	T7th	#7
1989-90	12-4	7-1	5-3	T1st	#2
1990-91	9-7	5-3	4-4	T3rd	#3
1991-92	10-8	7-2	3-6	T5th	#6
1992-93	9-9	5-4	4-5	T4th	#4
1993-94	16-2	9-0	7-2	1st	#1
1994-95	16-2	8-1	8-1	1st	#1
1995-96	17-1	9-0	8-1	1st, BE6	#1
1996-97	7-11	3-6	4-5	6th, BE6	#11
1997-98	15-3	9-0	6-3	1st, BE6	#1
1998-99	16-2	7-2	9-0	1st	#1
1999-00	10-6	5-3	5-3	T4th	#4
2000-01	8-8	7-1	1-7	T3rd, East	#6, East
2001-02	13-3	8-0	5-3	1st, East	#1, East
2002-03	10-6	6-2	4-4	T1st, East	#2, East
2003-04	12-4	7-1	5-3	2nd	#2
2004-05	13-3	6-2	7-1	T1st	#2
2005-06	14-2	8-0	6-2	T1st	#1
2006-07	6-10	4-4	2-6	12th	#12
2007-08	13-5	8-1	5-4	4th	#4
2008-09	15-3	7-2	8-1	T2nd	#3
2009-10	7-11	5-4	2-7	T11th	#12
2010-11	9-9	5-4	4-5	T9th	#9
2011-12	8-10	5-4	3-6	T9th	#9
2012-13	10-8	4-5	6-3	T7th	--
2020-21	11-6	5-3	6-3	3rd	#3
2021-22	13-6	8-2	5-4	3rd	#3
2022-23	13-7	8-2	5-5	4th	#4

## 2022-23 RESULTS (31-8, 13-7 BIG EAST)

(HOME: 15-2/AWAY: 6-5/NEUTRAL: 10-1)

### NOVEMBER

7	Stonehill	W, 85-54
11	Boston University	W, 86-57
15	Buffalo	W, 84-64
18	UNC-Wilmington	W, 86-50
20	Delaware State	W, 95-60
Phil Knight Invitational, Portland, Ore.		
24	vs. Oregon	W, 83-59
25	vs. #8 Alabama	W, 82-67
30	vs. Iowa State	W, 71-53

### DECEMBER

1	Oklahoma State	W, 74-64
7	at Florida	W, 75-54
10	LIU	W, 114-61
17	AT BUTLER	W, 68-46
20	GEORGETOWN	W, 84-73
28	VILLANOVA	W, 74-66
31	AT #22 XAVIER	L, 83-73

### JANUARY

4	AT PROVIDENCE	L, 73-61
7	CREIGHTON	W, 69-60
11	AT #25 MARQUETTE	L, 82-76
15	ST. JOHN'S	L, 85-74
18	AT SETON HALL	L, 67-66
22	BUTLER	W, 86-56
25	#13 XAVIER	L, 82-79
31	AT DePAUL	W, 90-76

### FEBRUARY

4	AT GEORGETOWN	W, 68-62
7	#10 MARQUETTE	W, 87-72
11	AT #23 CREIGHTON	L, 56-53
18	SETON HALL	W, 64-55
22	PROVIDENCE	W, 87-69
25	ST. JOHN'S <sup>MSG</sup>	W, 95-86

### MARCH

1	DEPAUL	W, 88-59
4	AT VILLANOVA	W, 71-59
9	vs. Providence (BET)	W, 73-66
10	vs. #6 Marquette (BET)	L, 70-68
17	vs. Iona (NCAA)	W, 87-63
19	vs. #19 St. Mary's (NCAA)	W, 70-55
23	vs. Arkansas (NCAA)	W, 88-65
25	vs. #9 Gonzaga (NCAA)	W, 82-54

### APRIL

1	vs. #16 Miami (NCAA)	W, 72-59
3	vs. #18 San Diego State (NCAA)	W, 76-59

<sup>MSG</sup> Madison Square Garden; All times are Eastern.

## BIG EAST CHAMPIONSHIP RESULTS

(1980-2012; 2020-22)

vs.	Won	Lost
Boston College	2	1
Creighton	0	1
DePaul	3	0
Georgetown	6	2
Louisville	1	0
Notre Dame	2	0
Pittsburgh	4	3
Providence	2	2
Rutgers	1	0
St. John's	2	4
Seton hall	6	2
Syracuse	6	8
Villanova	2	4
W. Virginia	1	1
<b>Total</b>	<b>38</b>	<b>28</b>

### Attendance High Scorer/Rebounder

9,166	Sanogo 19/Clingan 7
9,156	Sanogo 27/Sanogo 15
10,112	Newton 22/Newton 10
7,766	Sanogo 24/Clingan 6
9,442	Sanogo 26/Hawkins 9
	Newton 23/Clingan 8
	Sanogo 25/Jackson Jr. 7
5,005	Clingan 15/Jackson Jr. 13
	Hawkins 26/Jackson Jr. 7
10,167	Sanogo 17/Two with 8
10,167	Hawkins 22/Clingan 11
8,238	Sanogo 27/Sanogo 14
10,167	Newton 17/Jackson Jr. 8
15,564	Hawkins 22/Hawkins 7
10,565	Sanogo 18/Jackson Jr. 10
	Hawkins 15/Clingan 11
12,400	Sanogo 26/Two with 9
10,167	Clingan 20/Clingan 10
15,116	Hawkins 31/Sanogo 10
15,564	Hawkins 31/Sanogo 10
9,710	Sanogo 16/Jackson Jr. 10
15,564	Hawkins 20/Sanogo 14
10,167	Hawkins 28/Sanogo 9
3,956	Hawkins 26/Two with 9
	Two with 15/Jackson Jr. 10
10,621	Hawkins 20/Newton 10
15,564	Hawkins 20/Newton 10
18,286	Sanogo 17/Sanogo 10
18,286	Sanogo 17/Sanogo 10
10,167	Hawkins 20/Jackson Jr. 10
10,167	Hawkins 20/Jackson Jr. 8
12,241	Hawkins 20/Sanogo
	Hawkins 20/Sanogo 10
15,564	Sanogo 26/Jackson Jr. 8
16,264	Hawkins 24/Sanogo 9
19,812	Hawkins 19/Jackson Jr. 11
19,812	Sanogo 19/Sanogo 11
14,010	Sanogo 28/Sanogo 13
13,984	Sanogo 24/Sanogo 8
18,544	Hawkins 24/Two with 8
18,119	Hawkins 20/Sanogo 10
	Sanogo 21/Sanogo. 10
8,324	Newton 19/Two with 10
6,887	

## CAREER LEADERS

Points	Total
Chris Smith, 1988-92	2,145-16.9
Richard Hamilton, 1996-99	2,036-19.8
Tony Hanson, 1973-77	1,990-17.9
Shabazz Napier, 2010-14	1,959-13.7
Ray Allen, 1993-96	1,922-19.0
Corny Thompson, 1978-82	1,810-15.9
Ben Gordon, 2001-04	1,795-16.9
Ryan Boatwright, 2011-15	1,786-14.0
Kemba Walker, 2008-11	1,783-16.1
Christian Vital, 2016-20	1,735-13.7

Rebounds	Total
Art Quimby, 1951-55	1,716-21.5
Toby Kimball, 1962-65	1,324-17.9
Jeff Adrien, 2005-09	1,126-8.5
Emeka Okafor, 2001-04	1,091-10.6
John Thomas, 1972-76	1,023-11.2
Corny Thompson, 1978-82	1,017-8.9
Bill Corley, 1965-68	986-13.7
Kevin Freeman, 1996-00	913-6.5
Jake Voskuhl, 1996-00	880-6.4
Hasheem Thabeet, 2006-09	847-8.5

Assists	Total
Taliek Brown, 2000-04	722
Tate George, 1986-90	677
Shabazz Napier, 2010-14	646
Kevin Ollie, 1991-95	619
Doron Sheffer, 1993-96	559
Karl Hobbs, 1980-84	534
Jalen Adams, 2015-19	511
Marcus Williams, 2003-06	510
Ricky Moore, 1995-99	510

Steals	Total
Scott Burrell, 1989-93	310
Shabazz Napier, 2010-14	251
Christian Vital, 2016-20	215
Tate George, 1986-90	201
Doron Sheffer, 1993-96	194
Chris Smith, 1988-92	193
Jerome Dyson, 2006-10	188
Khalid El-Amin, 1997-00	186

Blocked Shots	Total
Emeka Okafor, 2001-04	441
Hasheem Thabeet, 2006-09	417
Amida Brimah, 2013-17	367
Donyell Marshall, 1991-94	245
Josh Boone, 2003-06	222
Jake Voskuhl, 1996-00	193
Hilton Armstrong, 2002-06	191
Travis Knight, 1992-96	179



Trey Alexander



## QUICK FACTS

**Location:** Omaha, Neb.  
**Enrollment:** 8,397  
**Founded:** 1878  
**Nickname:** Bluejays  
**Colors:** Blue and White  
**Home Court:** CHI Health Center (17,390)

## COACHING STAFF

**Head Coach**  
 Greg McDermott (Northern Iowa '88)  
 Office Phone: (402) 280-1795

### Assistant Coaches

Derek Kellogg (Massachusetts '95)  
 Ryan Miller (Northern State '00)  
 Jalen Courtney-Williams (Morehead St. '15)

## ADMINISTRATION

**President**  
 Rev. Daniel Hendrickson, S.J., Ph.D.

**Director of Athletics**  
 Marcus Blossom  
 Athletics Phone: (402) 280-2720

### Sports Information Director

Rob Anderson  
 Office Phone: (402) 280-5544  
 Cell Phone: (402) 660-5854  
 Email: randerson@creighton.edu

## 2023-24 SCHEDULE

### NOVEMBER

7 Florida A&M (FS1).....9:00  
 11 North Dakota State (FS2).....2:00  
 Gavitt Tipoff Games  
 14 Iowa (FS1).....10:00  
 18 Texas Southern (FS2).....8:30  
 Hall of Fame Classic  
 22 vs. Loyola Chicago (CBSSN).....4:00  
 23 vs. BC/Colorado State (CBSSN).....1:30/4:00  
 BIG EAST-Big 12 Battle  
 30 at Oklahoma State (ESPN2) ..... 9:00

### DECEMBER

3 at Nebraska (FS1).....4:00  
 9 Central Michigan (FS2).....2:00  
 13 at UNLV (CBSSN).....9:00  
 16 Alabama (FOX).....2:00  
 20 VILLANOVA (FS1).....9:00  
 30 AT MARQUETTE (CBS).....2:00

### JANUARY

2 AT GEORGETOWN (CBSSN).....7:00  
 6 PROVIDENCE (FS1).....2:00  
 9 AT DePAUL (CBSSN).....9:00  
 13 ST. JOHN'S (FOX).....1:00  
 17 AT UCONN (FS1).....7:00  
 20 AT SETON HALL (FS1).....Noon  
 23 XAVIER (FS1).....8:30  
 27 DePAUL (FS1).....7:00

### FEBRUARY

2 BUTLER (FS1).....9:00  
 7 AT PROVIDENCE (FS2).....8:30  
 10 AT XAVIER (FOX).....12:30  
 13 GEORGETOWN (FS1).....8:30  
 17 AT BUTLER (FOX).....12:30  
 20 UCONN (FS1).....8:30  
 25 AT ST. JOHN'S<sup>MSG</sup> (CBS).....Noon  
 28 SETON HALL (FS1).....9:00

### MARCH

2 MARQUETTE (FOX).....2:30  
 9 AT VILLANOVA<sup>WF</sup> (FOX).....TBD

<sup>MSG</sup>- Madison Square Garden. <sup>WF</sup>- Wells Fargo Center. All times are Eastern.

## 2023-24 ROSTER

No.	Name	Pos.	Ht.	Wt.	Yr.	Hometown/Previous School
0	Jasen Green	F	6-8	230	R-Fr.	Omaha, Neb./Millard North
1	Steven Ashworth	G	6-1	170	Sr.	Alpine, Utah/Utah State
2	Johnathan Lawson	G	6-6	190	So.	Memphis, Tenn./Memphis
4	Sterling Knox	G	6-4	200	Fr.	Las Vegas, Nev./Red Rock Academy
5	Francisco Farabello	G	6-3	180	Sr.	Cañada de Gómez, Argentina/TCU
10	Brock Vice	C	6-10	245	Fr.	Memphis, Tenn./Houston
11	Ryan Kalkbrenner	C	7-1	270	Sr.	St. Louis, Mo./Trinity Catholic
12	Shane Thomas	G	6-3	200	Fr.	Las Vegas, Nev./Red Rock Academy
13	Mason Miller	F	6-9	190	So.	Germantown, Tenn./Houston
14	Sami Osmani	G	6-4	205	Sr.	Oak Lawn, Ill./Oak Lawn
15	Josiah Dotzler	G	6-3	185	Fr.	Omaha, Neb./Bellevue West
23	Trey Alexander	G	6-4	190	Jr.	Oklahoma City, Okla./Heritage
32	Josh Townley-Thomas	F	6-10	220	So.	Omaha, Neb./North Platte CC
33	Fredrick King	C	6-10	250	So.	Mangrove Cay, Andros, Bahamas
41	Isaac Traudt	F	6-10	235	R-Fr.	Grand Island, Neb./Virginia
55	Baylor Scheierman	G	6-7	205	Sr.	Aurora, Neb./South Dakota State

## Summary

Player	Overall Statistics										Conference Statistics									
	GP-GS	MIN/G	FG%	3FG%	FT%	R/G	A/G	STL	BLK	PTS/G	GP-GS	MIN/G	FG%	3FG%	FT%	R/G	A/G	STL	BLK	PTS/G
KALKBRENNER, Ryan	34-34	32.2	.695	.316	.795	6.1	1.2	21	72	15.9	19-19	32.4	.675	.125	.795	5.7	1.4	12	48	14.7
ALEXANDER, Trey	37-37	32.1	.447	.410	.824	4.2	2.6	40	17	13.6	20-20	32.3	.474	.438	.766	3.9	2.8	19	9	14.7
SCHEIERMAN, Baylor	37-37	32.7	.424	.364	.840	8.3	3.3	38	9	12.8	20-20	33.4	.432	.357	.868	7.6	3.5	26	4	12.8
NEMBHARD, Ryan	37-37	34.0	.432	.356	.871	4.0	4.8	26	3	12.1	20-20	35.0	.450	.400	.868	4.9	4.3	16	1	12.3
KALUMA, Arthur	37-37	29.4	.423	.311	.736	6.0	1.6	20	21	11.8	20-20	29.7	.415	.323	.732	6.9	1.7	11	11	11.2
KING, Fredrick	37-3	8.4	.609	.000	.625	2.5	0.1	2	28	3.4	20-1	8.5	.630	.000	.706	2.4	0.2	1	12	3.5
FARABELLO, Francisco	34-0	15.7	.324	.303	.500	1.3	0.9	15	0	3.0	17-0	14.7	.292	.263	.667	1.4	0.9	5	0	2.4
MILLER, Mason	36-0	9.0	.366	.370	.563	1.6	0.2	3	0	2.3	20-0	8.9	.310	.286	.875	1.5	0.3	3	0	2.2
MITCHELL, Shereef	36-0	7.3	.426	.345	.636	0.6	0.5	13	1	1.8	19-0	7.6	.563	.471	.800	0.5	0.3	3	0	2.5
YATES, Zander	11-0	3.3	.333	.364	1.000	0.5	0.4	3	1	1.5	5-0	3.3	.500	.600	1.000	0.6	0.6	1	1	2.4
SHTOLZBERG, Ben	17-0	5.8	.375	.231	.800	0.9	0.6	4	0	1.5	9-0	5.5	.143	.200	.750	0.4	0.8	2	0	0.7
OSMANI, Sami	11-0	2.5	.500	.250	.000	0.7	0.4	0	0	0.8	6-0	2.5	.667	.500	.000	0.7	0.5	0	0	0.8
YOUNG, Evan	9-0	1.8	.667	.500	.000	0.0	0.2	0	0	0.6	4-0	1.8	1.000	1.000	.000	0.0	0.0	0	0	0.8
<b>Totals</b>	<b>37</b>		<b>.469</b>	<b>.354</b>	<b>.783</b>	<b>37.0</b>	<b>15.7</b>	<b>185</b>	<b>152</b>	<b>76.4</b>	<b>20</b>		<b>.476</b>	<b>.366</b>	<b>.789</b>	<b>37.5</b>	<b>15.7</b>	<b>99</b>	<b>86</b>	<b>76.2</b>
<b>Opponent</b>	<b>37</b>		<b>.422</b>	<b>.336</b>	<b>.726</b>	<b>33.2</b>	<b>11.9</b>	<b>217</b>	<b>103</b>	<b>68.4</b>	<b>20</b>		<b>.409</b>	<b>.324</b>	<b>.751</b>	<b>32.1</b>	<b>11.7</b>	<b>133</b>	<b>63</b>	<b>67.2</b>

## Scoring

Player	Overall Statistics								Conference Statistics							
	FG-FGA	FG%	3FG-3FGA	3FG%	FT-FTA	FT%	PTS	PTS/G	FG-FGA	FG%	3FG-3FGA	3FG%	FT-FTA	FT%	PTS	PTS/G
KALKBRENNER, Ryan	219-315	.695	6-19	.316	97-122	.795	541	15.9	110-163	.675	1-8	.125	58-73	.795	279	14.7
ALEXANDER, Trey	169-378	.447	66-161	.410	98-119	.824	502	13.6	101-213	.474	42-96	.438	49-64	.766	293	14.7
SCHEIERMAN, Baylor	161-380	.424	87-239	.364	63-75	.840	472	12.8	89-206	.432	45-126	.357	33-38	.868	256	12.8
NEMBHARD, Ryan	161-373	.432	53-149	.356	74-85	.871	449	12.1	90-200	.450	32-80	.400	33-38	.868	245	12.3
KALUMA, Arthur	146-345	.423	41-132	.311	103-140	.736	436	11.8	76-183	.415	20-62	.323	52-71	.732	224	11.2
KING, Fredrick	53-87	.609	0-0	.000	20-32	.625	126	3.4	29-46	.630	0-0	.000	12-17	.706	70	3.5
FARABELLO, Francisco	36-111	.324	27-89	.303	3-6	.500	102	3.0	14-48	.292	10-38	.263	2-3	.667	40	2.4
MILLER, Mason	26-71	.366	20-54	.370	9-16	.563	81	2.3	13-42	.310	10-35	.286	7-8	.875	43	2.2
MITCHELL, Shereef	23-54	.426	10-29	.345	7-11	.636	63	1.8	18-32	.563	8-17	.471	4-5	.800	48	2.5
YATES, Zander	5-15	.333	4-11	.364	3-3	1.000	17	1.5	4-8	.500	3-5	.600	1-1	1.000	12	2.4
SHTOLZBERG, Ben	9-24	.375	3-13	.231	4-5	.800	25	1.5	1-7	.143	1-5	.200	3-4	.750	6	0.7
OSMANI, Sami	4-8	.500	1-4	.250	0-0	.000	9	0.8	2-3	.667	1-2	.500	0-0	.000	5	0.8
YOUNG, Evan	2-3	.667	1-2	.500	0-0	.000	5	0.6	1-1	1.000	1-1	1.000	0-0	.000	3	0.8
<b>Totals</b>	<b>1014-2164</b>	<b>.469</b>	<b>319-902</b>	<b>.354</b>	<b>481-614</b>	<b>.783</b>	<b>2828</b>	<b>76.4</b>	<b>548-1152</b>	<b>.476</b>	<b>174-475</b>	<b>.366</b>	<b>254-322</b>	<b>.789</b>	<b>1524</b>	<b>76.2</b>
<b>Opponent</b>	<b>983-2332</b>	<b>.422</b>	<b>231-688</b>	<b>.336</b>	<b>334-460</b>	<b>.726</b>	<b>2531</b>	<b>68.4</b>	<b>508-1242</b>	<b>.409</b>	<b>119-367</b>	<b>.324</b>	<b>208-277</b>	<b>.751</b>	<b>1343</b>	<b>67.2</b>

## 2023-24 BLUEJAY NEWCOMERS

### Steven Ashworth, G, Sr., 6-1, 170, Alpine, Utah/Utah State

- Was named All-Mountain West First Team and MW All-Tournament Team at Utah State.
- Averaged 16.2 points, 4.5 assists and 3.3 rebounds last season.

### Josiah Dotzler, G, Fr., 6-3, 180, Bellevue, Neb./West

- Was Nebraska Gatorade Player of the Year as a senior.
- Averaged 16.5 points and 5.0 assists while leading West to a 29-0 record and state title.

### Jasen Green, F, R-Fr., 6-8, 230, Omaha, Neb./Millard North

- Was redshirted in 2022-23.
- Averaged 17.4 points, 10.1 rebounds and 4.2 blocked shots as a prep senior.

### Sterling Knox, G, Fr., 6-4, 200, Las Vegas, Nev./Red Rock Academy

- Averaged 18 points, seven assists and six rebounds as a senior.
- Was a teammate of current Bluejay Shane Thomas at Red Rock.

### Jonathan Lawson, G, So., 6-6, 190, Memphis, Tenn./Memphis

- Averaged 23 points and 12 boards last fall for NBA Latin America Academy.
- Did not play organized basketball until age 14.

### Shane Thomas, G, Fr., 6-3, 200, Las Vegas, Nev./Red Rock Academy

- Averaged 17.4 points, eight assists as a senior.
- Played at Durango H.S. for two years before Red Rock.

### Josh Townley-Thomas, F, So., 6-10, 220, Omaha, Neb./North Platte CC

- Averaged 4.4 points, 5.2 rebounds at North Platte CC last season.
- Averaged 16.9 minutes while playing 29 games.

### Isaac Traudt, F, R-Fr., 6-10, 235, Grand Island, Neb./Virginia

- Was a redshirt at Virginia last season.
- Was Nebraska Gatorade Player of the Year in 2021-22.





**HEAD COACH**  
**GREG MCDERMOTT**  
**Hired at Creighton:** April 27, 2010

**Coaching File:** Head coach, Iowa State, 2006-10; Head coach, Northern Iowa, 2001-06; Head coach, North Dakota State, 2000-01; Head coach, Wayne State (Neb.), 1994-2000; Assistant coach, North Dakota, 1989-94.

**Highlights:** 2023 NCAA (Elite Eight); 2022 NCAA (Second Round);

2021 NCAA (Sweet 16); BIG EAST Coach of the Year 2019-20; 2019 NIT Quarterfinals; 2018 NCAA; 2017 NCAA; 2016 NIT Quarterfinals; 2014 NCAA Tournament; 2012-13 MVC Coach of the Year and NABC District 16 Coach of the Year; His Creighton team tied a school record for wins with a 29-6 mark. His 2005-06 Northern Iowa team earned an AP ranking for the first time in school history; Was '99-00 Northern Sun Coach of the Year; Two of his teams were inducted into the school's Hall of Fame. He was inducted into the Wayne State Hall of Fame in 2006.

**Collegiate File:** Was a 1,000-point scorer and a four-year letterman as a center at Northern Iowa.

**Professional File:** Played in Switzerland in 1988-89.

**Education:** B.A., 1988, Northern Iowa. Master's degree 1994 from the U.S. Sports Academy.

**Personal:** Native of Cascade, Iowa; Birthdate 11-25-64. He and his wife Theresa have three children: Nick, Doug and Sydney. Doug is a former BIG EAST Player of the Year (2013-14) and plays for the San Antonio Spurs.

## MCDERMOTT'S RECORD

Career Record (29 years) .....	580-345 (.627)
Creighton Record (13 years).....	300-150 (.667)
Iowa State (four years) .....	59-68 (.465)
Northern Iowa (five years) .....	90-63 (.588)
North Dakota State (one year) .....	15-11 (.577)
Wayne State (six years).....	116-53 (.686)

BIG EAST Regular Season Record (10 years).....	109-76 (.589)
BIG EAST Tournament Record (eight years) .....	10-9 (.526)
BIG EAST Overall Record (nine years).....	119-85 (.583)

NCAA Record (11 appearances) .....	10-11 (.476)
NIT Record (two appearances) .....	4-2 (.667)
CBI Record (one appearance).....	4-2 (.667)

## YEAR-BY-YEAR

	Overall	Conference	Conf. Tourn.	Postseason
1994-95 Wayne State	14-13	—	—	—
1995-96 Wayne State	12-15	—	—	—
1996-97 Wayne State	21-7	—	—	—
1997-98 Wayne State	20-7	—	—	—
1998-99 Wayne State	23-5	—	—	NCAA DII
1999-00 Wayne State	26-6	—	—	NCAA DII
2000-01 N. Dakota St.	15-11	7-11	—	—
2001-02 Northern Iowa	14-15	8-10/7th	1-1	—
2002-03 Northern Iowa	11-17	7-11/7th	0-1	—
2003-04 Northern Iowa	21-10	12-6/T2nd	3-0/1st	NCAA 0-1

2004-05 Northern Iowa	21-11	11-7/T3rd	0-1	NCAA 0-1
2005-06 Northern Iowa	23-10	11-7/t5th	1-1	NCAA 0-1
2006-07 Iowa State	15-16	6-10/T7th	0-1	—
2007-08 Iowa State	14-18	4-12/11th	0-1	—
2008-09 Iowa State	15-17	4-12/10th	0-1	—
2009-10 Iowa State	15-17	4-12/T9th	0-1	—
2010-11 Creighton	23-16	10-8/T4th	1-1	CBI 4-2/2nd
2011-12 Creighton	29-6	14-4/2nd	3-0/1st	NCAA 1-1
2012-13 Creighton	28-8	13-5/1st	3-0/1st	NCAA 1-1
2013-14 Creighton	27-8	14-4/2nd	2-1/2nd	NCAA 1-1
2014-15 Creighton	14-19	4-14/T9th	1-1	—
2015-16 Creighton	20-15	9-9/6th	0-1	NIT 2-1
2016-17 Creighton	25-10	10-8/T3rd	2-1/2nd	NCAA 0-1
2017-18 Creighton	21-12	10-8/T3rd	0-1	NCAA 0-1
2018-19 Creighton	20-15	9-9/T3rd	0-1	NIT 2-1
2019-20 Creighton	24-7	13-5/T1st	---	---
2020-21 Creighton	22-8	14-6/2nd	2-1/2nd	NCAA 2-1
2021-22 Creighton	23-12	12-7/4th	2-1/2nd	NCAA 2-1
2022-23 Creighton	24-13	14-6/3rd	1-1	NCAA 3-1

## REGULAR SEASON GAMES

**Home Record:** 64-28

**Best Home Record:** 9-0 in 2013-14

**Worst Home Record:** 2-7 in 2014-15

**Most Consecutive Home Wins:** 9 in 2013-14

**Most Consecutive Home Losses:** 3 twice in 2014-15

**Road Record:** 40-43

**Best Road Record:** 7-3 in 2020-21

**Worst Road Record:** 2-7 in 2013

**Most Consecutive Road Wins:** 4 in 2020-21

**Most Consecutive Road Losses:** 5 in 2014-15

**Longest Winning Streak:** 6 in 2020-21

**Longest Losing Streak:** 8 games in 2014-15

## BIG EAST REGULAR SEASON RESULTS

Year	Won-Lost	Home	Away	Finish	Championship Seed
2013-14	14-4	9-0	5-4	2nd (tie)	#2
2014-15	4-14	2-7	2-7	9th (tie)	#10
2015-16	9-9	5-4	4-5	6th	#6
2016-17	10-8	5-4	5-4	3rd (tie)	#6
2017-18	10-8	7-2	3-6	3rd (tie)	#4
2018-19	9-9	5-4	4-5	3rd (tie)	#5
2019-20	13-5	8-1	5-4	1st (tie)	#1
2020-21	14-6	7-3	7-3	2nd	#2
2021-22	12-7	7-2	5-5	4th	#4
2022-23	14-6	9-1	5-5	3rd	#3

## BIG EAST CHAMPIONSHIP RESULTS (2013-23)

vs.	Won	Lost
Butler	1	0
Connecticut	1	0
DePaul	2	0
Georgetown	0	2
Marquette	1	0
Providence	2	2
Seton Hall	0	1
Villanova	1	2
Xavier	2	2
<b>Total</b>	<b>10</b>	<b>9</b>

## 2022-23 RESULTS (24-13, 14-6 BIG EAST)

(HOME: 13-2/AWAY: 5-6/NEUTRAL: 6-5)

### NOVEMBER

			Attendance	High Scorer/Rebounder
7	St. Thomas	W, 72-60	17,098	Kaluma 17/Scheierman 10
10	North Dakota	W, 96-61	16,594	Kalkbrenner 24/Scheierman 10
14	Holy Cross	W, 94-65	15,940	Kalkbrenner 22/Scheierman 9
17	UC Riverside	W, 80-51	16,456	Scheierman 17/Alexander 9
Maui Invitational				
21	vs. #21 Texas Tech	W, 76-65	2,400	Kaluma 18/Scheierman 12
22	vs. #9 Arkansas	W, 90-87	2,400	Nembhard 25/Two with 7
23	vs. #14 Arizona	L, 81-79	2,400	Nembhard 20/Scheierman 11

### DECEMBER

BIG EAST/Big 12

1	at #2 Texas	L, 72-67	10,896	Kalkbrenner 20/Kalkbrenner 13
4	Nebraska	L, 63-53	17,352	Frabello 16/Scheierman 11
10	BYU	L, 83-80	2,691	Kaluma 27/Scheierman 11
12	Arizona State	L, 73-71	2,485	Scheierman 18/King 11
16	AT MARQUETTE	L, 69-58	15,389	King 16/Scheierman 11
22	BUTLER	W, 78-56	16,319	Kalkbrenner 19/Scheierman 10
25	DePAUL	W, 80-65	16,534	Alexander 32/Scheierman 10

### JANUARY

3	SETON HALL	W, 83-61	16,592	Kalkbrenner 17/Kaluma 11
7	AT #4 UCONN	L, 69-60	10,167	Kaluma 14/Kaluma 16
11	AT #12 XAVIER	L, 90-87	10,224	Scheierman 25/Kaluma 9
15	#19 PROVIDENCE	W, 73-67	17,443	Kalkbrenner 21/Two with 7
17	AT BUTLER	W, 73-52	7,329	Two with 12/Nembhard 11
25	ST. JOHN'S	W, 104-76	17,004	Scheierman 17/Scheierman 10
28	#13 XAVIER	W, 84-67	18,277	Kaluma 20/Nembhard 10

### FEBRUARY

1	AT GEORGETOWN	W, 63-53	4,042	Kalkbrenner 16/Scheierman 11
4	VILLANOVA	W, 66-61	18,509	Alexander 27/Kaluma 8
8	AT SETON HALL	W, 75-62	8,875	Scheierman 19/Scheierman 9
11	#21 UCONN	W, 56-53	18,286	Alexander 17/Scheierman 9
14	AT #24 PROVIDENCE	2ot L, 94-86	12,400	Nembhard 21/Nembhard 10
18	AT ST. JOHN'S	W, 77-67	5,602	Nembhard 16/Kalkbrenner 8
21	MARQUETTE	L, 73-71	18,066	Scheierman 18/Scheierman 13
25	AT VILLANOVA <sup>WF</sup>	L, 79-67	17,114	Kaluma 19/Kaluma 6

### MARCH

1	GEORGETOWN	W, 99-59	17,039	Alexander 25/Scheierman 13
4	AT DePAUL	W, 84-70	4,514	Alexander 21/Nembhard 11
9	vs. Villanova (BET)	W, 87-74	19,812	Kalkbrenner 21/Scheierman 12
10	vs. #15 Xavier (BET)	L, 82-60	19,812	Kalkbrenner 18/Scheierman 7
17	vs. NC State (NCAA)	W, 72-63	19,149	Kalkbrenner 31/Kaluma 9
19	vs. #11 Byalor (NCAA)	W, 85-76	19,229	Nembhard 30/Alexander 8
24	vs. Princeton (NCAA)	W, 86-75	20,289	Kalkbrenner 22/Scheierman 9
26	vs. #18 San Diego State (NCAA)	L, 57-56	20,051	Kalkbrenner 17/Scheierman 9

MSG- Madison Square Garden. <sup>WF</sup>- Wells Fargo Center. All times are Eastern.

## CAREER LEADERS

Points	Total-Avg.
Doug McDermott, 2010-14	3,150
Rodney Buford, 1995-99	2,116
Bob Harstad, 1987-91	2,110
Chad Gallagher, 1987-91	1,983
Bob Portman, 1966-69	1,876
Kyle Korver, 1999-03	1,801
Nate Funk, 2002-07	1,754
Rick Apke, 1974-78	1,682
Paul Silas, 1961-64	1,661
Vernon Moore, 1981-85	1,654

Rebounds	Total-Avg.
Paul Silas, 1961-64	1,751
Bob Harstad, 1987-91	1,126
Doug McDermott, 2010-14	1,088
Benoit Benjamin, 1982-85	1,005
Bob Portman, 1966-69	979
Chad Gallagher, 1987-91	891
Kenny Lawson, Jr., 2006-11	762
Rodney Buford, 1995-99	716
Rick Apke, 1974-78	709
Wally Anderzunas, 1965-67, 68-69	696

Assists	Total
Ryan Sears, 1997-01	570
Ralph Bobik, 1971-74	549
Antoine Young, 2008-12	505
Grant Gibbs, 2011-14	498
Austin Chatman, 2011-15	493
Randy Ecccker, 1974-78	458
Tyler McKinney, 2001-05	430
Vernon Moore, 1981-85	418
Maurice Watson Jr., 2015-17	391
Marcus Zegarowski, 2018-21	389

Steals	Total
Ryan Sears, 1997-01	283
Josh Dotzler, 2005-09	196
Rodney Buford, 1995-99	195
Duan Cole, 1987-92	186
Kyle Korver, 1999-03	172
Johnny Mathies, 2003-06	157
Latrell Wrightsell, 1998-02	154
Vernon Moore, 1981-85	150
Ben Walker, 1997-01	148
Khyri Thomas, 2015-18	141

Blocked Shots	Total
Benoit Benjamin, 1982-85	411
Chad Gallagher, 1987-91	183
Gregory Echenique, 2010-13	174
Kenny Lawson, Jr., 2006-11	153
Brody Deren, 2001-04	138
Anthony Tolliver, 2003-07	136
Ryan Kalbrenner, 2020-	127
Doug Swenson, 1997-99	109
Joe Dabbert, 2000-04	104
Christian Bishop, 2018-21	82



Jalen Terry



## QUICK FACTS

**Location:** Chicago, Ill.  
**Enrollment:** 22,437  
**Founded:** 1898  
**Nickname:** Blue Demons  
**Colors:** Royal Blue and Scarlet  
**Home Court:** Wintrust Arena (10,387)

## COACHING STAFF

**Head Coach**  
 Tony Stubblefield (Neb.-Omaha '95)  
 Office Phone: (773) 325-7521

## Assistant Coaches

Paris Parham (Minnesota State '95)  
 Bino Ranson (Southern New Hampshire '99)  
 Steve Thomas (Rowan '06)

## ADMINISTRATION

### President

Robert L. Manuel, Ph.D.

### Director of Athletics

DeWayne Peevy  
 Athletics Phone: (773) 325-7504

### Director of Athletic

### Communications

Courtney Day  
 Office Phone: (773) 325-7546  
 Cell Phone: (573) 489-5672  
 Email: Courtney.Day@depaul.edu

## 2023-24 SCHEDULE

### NOVEMBER

7 Purdue Fort Wayne (FS2).....9:00  
 11 Long Beach State (FS2).....10:00  
 14 South Dakota (FS2).....9:00  
 Arizona Tip Off  
 17 vs. South Carolina (CBSSN).....11:30  
 19 vs. Gr. Canyon/San. Fran. (CBSSN) 4:30/7:00  
 25 Northern Illinois (FS2).....9:00

### DECEMBER

BIG EAST-Big 12 Battle  
 1 Iowa State (FS1).....8:30  
 6 at Texas A&M (SEC Network).....9:00  
 9 Louisville (FS1).....2:00  
 16 Northwestern (FS1).....5:30  
 23 VILLANOVA (FS1).....4:00  
 30 Chicago State (FS1).....4:00

### JANUARY

2 AT UCONN (FS1).....6:30  
 6 AT GEORGETOWN (FS1).....Noon  
 9 CREIGHTON (CBSSN).....9:00  
 12 AT VILLANOVA (FS1).....8:30  
 17 PROVIDENCE (FS1).....9:00  
 20 AT BUTLER (FS1).....4:00  
 24 MARQUETTE (CBSSN).....9:00  
 27 AT CREIGHTON (FS1).....7:00  
 30 SETON HALL (FS1).....9:00

### FEBRUARY

3 XAVIER (FS1).....9:30  
 6 AT ST. JOHN'S<sup>UBS</sup> (FS1).....6:30  
 14 UCONN (CBSSN).....9:00  
 17 AT PROVIDENCE (FS1).....8:30  
 21 AT MARQUETTE (FS1).....9:00  
 24 GEORGETOWN (CBSSN).....6:00  
 28 AT XAVIER (FS2).....7:00

### MARCH

2 BUTLER (FS1).....Noon  
 5 ST. JOHN'S (FS1).....9:00  
 9 AT SETON HALL (FS1).....9:30

<sup>UBS</sup>UBS Arena; All times are Eastern.

## 2023-24 ROSTER

No.	Name	Pos.	Ht.	Wt.	Yr.	Hometown/Previous School
2	Chico Carter, Jr.	G	6-3	192	Gr.	Columbia, S.C./South Carolina
3	Jalen Terry	G	6-0	158	Sr.	Flint, Mich./Oregon
4	K.T. Raimy	G/F	6-3	166	Sr.	Olathe, Kan./College of Southern Idaho
5	Churchill Abass	C	6-9	240	Fr.	Edo State, Nigeria/NBA Academy Africa
10	Jaden Henley	G/F	6-7	200	So.	Ontario, Calif./Minnesota
11	Keyondre Young	G	6-8	180	Jr.	Del City, Okla./Triton College
12	Mac Etienne	F	6-10	235	R-So.	New York, N.Y./UCLA
21	Da'Sean Nelson	F	6-8	205	Sr.	Toledo, Ohio/Kilgore College (Tex.)
22	Elijah Fisher	G	6-6	190	So.	Toronto, Ontario, Canada/Texas Tech
23	Caleb Murphy	G	6-4	185	Sr.	Youngstown, Ohio/South Florida
25	Jeremiah Oden	F	6-8	201	Sr.	Chicago, Ill./Wyoming
35	Dramane Camara	G	6-5	205	Fr.	Paris, France/NBA Academy Africa
55	Mo Sall	G	6-5	180	So.	Downers Grove, Ill./Downers Grove North

## Summary

Player	Overall Statistics										Conference Statistics									
	GP-GS	MIN/G	FG%	3FG%	FT%	R/G	A/G	STL	BLK	PTS/G	GP-GS	MIN/G	FG%	3FG%	FT%	R/G	A/G	STL	BLK	PTS/G
GIBSON, Umoja	33-33	34.4	.424	.416	.867	2.8	4.7	61	5	15.8	20-20	34.2	.432	.421	.828	2.7	4.1	32	4	15.9
JOHNSON, Javan	33-33	35.9	.426	.412	.767	4.3	2.4	25	29	14.2	20-20	36.1	.397	.378	.684	4.1	2.8	15	17	12.5
ONGENDA, Nick	8-7	30.5	.466	.000	.600	6.3	1.0	9	35	12.5	6-5	30.4	.422	.000	.556	7.3	0.8	8	28	11.5
NELSON, Da'Sean	32-4	24.7	.528	.333	.729	4.8	1.7	25	23	10.0	19-1	25.4	.537	.318	.673	5.0	1.8	16	13	11.5
PENN, Eral	33-33	28.9	.456	.205	.660	6.8	0.7	22	32	8.3	20-20	28.1	.440	.111	.643	6.7	0.6	10	14	7.0
GEBREWIT, Philmon	31-21	21.4	.377	.372	.757	2.1	0.8	16	1	5.8	19-13	19.7	.326	.333	.727	1.9	1.0	9	0	5.0
TERRY, Jalen	24-16	19.8	.388	.365	.767	3.0	1.5	18	2	5.7	13-7	19.3	.364	.314	.733	3.2	1.5	10	2	5.4
MURPHY, Caleb	15-1	20.6	.370	.500	.588	2.0	2.3	8	1	5.3	13-1	20.2	.349	.500	.625	1.8	2.3	8	1	5.3
ANEI, Yor	21-16	16.7	.458	.000	.640	3.4	0.8	16	28	5.0	16-13	16.5	.461	.000	.571	3.3	0.8	12	18	5.1
BYNUM, Ahamad	11-0	12.7	.280	.207	.571	1.4	0.5	2	0	3.8	2-0	7.5	.250	.000	.000	1.0	0.0	0	0	1.0
RAIMEY, K.T.	19-0	8.3	.378	.308	1.000	1.0	0.6	6	0	3.1	11-0	8.5	.414	.316	1.000	0.9	0.7	6	0	3.8
CRUZ, Zion	27-1	10.8	.333	.280	.636	1.1	0.2	3	0	2.4	16-0	9.7	.375	.286	.636	0.9	0.3	1	0	2.6
SALL, Mo	1-0	0.6	.000	.000	.000	0.0	0.0	0	0	0.0	0-0	0.0	.000	.000	.000	0.0	0.0	0	0	0.0
WILLIAMS, Max	2-0	0.7	.000	.000	.000	0.0	0.0	0	0	0.0	0-0	0.0	.000	.000	.000	0.0	0.0	0	0	0.0
FAVRE, Brendan	3-0	0.7	.000	.000	.000	0.0	0.0	0	0	0.0	1-0	0.7	.000	.000	.000	0.0	0.0	0	0	0.0
<b>Totals</b>	<b>33</b>		<b>.427</b>	<b>.368</b>	<b>.739</b>	<b>32.4</b>	<b>13.8</b>	<b>211</b>	<b>156</b>	<b>71.2</b>	<b>20</b>		<b>.421</b>	<b>.354</b>	<b>.693</b>	<b>32.1</b>	<b>14.1</b>	<b>127</b>	<b>97</b>	<b>69.8</b>
<b>Opponent</b>	<b>33</b>		<b>.455</b>	<b>.350</b>	<b>.711</b>	<b>38.6</b>	<b>14.2</b>	<b>239</b>	<b>110</b>	<b>77.3</b>	<b>20</b>		<b>.463</b>	<b>.363</b>	<b>.724</b>	<b>39.9</b>	<b>14.9</b>	<b>140</b>	<b>70</b>	<b>79.1</b>

## Scoring

Player	Overall Statistics								Conference Statistics							
	FG-FGA	FG%	3FG-3FGA	3FG%	FT-FTA	FT%	PTS	PTS/G	FG-FGA	FG%	3FG-3FGA	3FG%	FT-FTA	FT%	PTS	PTS/G
GIBSON, Umoja	168-396	.424	89-214	.416	98-113	.867	523	15.8	105-243	.432	59-140	.421	48-58	.828	317	15.9
JOHNSON, Javan	171-401	.426	82-199	.412	46-60	.767	470	14.2	96-242	.397	45-119	.378	13-19	.684	250	12.5
ONGENDA, Nick	41-88	.466	0-0	.000	18-30	.600	100	12.5	27-64	.422	0-0	.000	15-27	.556	69	11.5
NELSON, Da'Sean	122-231	.528	13-39	.333	62-85	.729	319	10.0	87-162	.537	7-22	.318	37-55	.673	218	11.5
PENN, Eral	99-217	.456	9-44	.205	68-103	.660	275	8.3	51-116	.440	2-18	.111	36-56	.643	140	7.0
GEBREWIT, Philmon	58-154	.377	35-94	.372	28-37	.757	179	5.8	30-92	.326	19-57	.333	16-22	.727	95	5.0
TERRY, Jalen	45-116	.388	23-63	.365	23-30	.767	136	5.7	24-66	.364	11-35	.314	11-15	.733	70	5.4
MURPHY, Caleb	34-92	.370	1-2	.500	10-17	.588	79	5.3	29-83	.349	1-2	.500	10-16	.625	69	5.3
ANEI, Yor	44-96	.458	0-7	.000	16-25	.640	104	5.0	35-76	.461	0-6	.000	12-21	.571	82	5.1
BYNUM, Ahamad	14-50	.280	6-29	.207	8-14	.571	42	3.8	1-4	.250	0-3	.000	0-1	.000	2	1.0
RAIMEY, K.T.	17-45	.378	8-26	.308	16-16	1.000	58	3.1	12-29	.414	6-19	.316	12-12	1.000	42	3.8
CRUZ, Zion	25-75	.333	7-25	.280	7-11	.636	64	2.4	15-40	.375	4-14	.286	7-11	.636	41	2.6
SALL, Mo	0-0	.000	0-0	.000	0-0	.000	0	0.0	0-0	.000	0-0	.000	0-0	.000	0	0.0
WILLIAMS, Max	0-0	.000	0-0	.000	0-0	.000	0	0.0	0-0	.000	0-0	.000	0-0	.000	0	0.0
FAVRE, Brendan	0-0	.000	0-0	.000	0-0	.000	0	0.0	0-0	.000	0-0	.000	0-0	.000	0	0.0
<b>Totals</b>	<b>838-1961</b>	<b>.427</b>	<b>273-742</b>	<b>.368</b>	<b>400-541</b>	<b>.739</b>	<b>2349</b>	<b>71.2</b>	<b>512-1217</b>	<b>.421</b>	<b>154-435</b>	<b>.354</b>	<b>217-313</b>	<b>.693</b>	<b>1395</b>	<b>69.8</b>
<b>Opponent</b>	<b>903-1984</b>	<b>.455</b>	<b>241-689</b>	<b>.350</b>	<b>504-709</b>	<b>.711</b>	<b>2551</b>	<b>77.3</b>	<b>559-1207</b>	<b>.463</b>	<b>152-419</b>	<b>.363</b>	<b>312-431</b>	<b>.724</b>	<b>1582</b>	<b>79.1</b>

## 2023-24 BLUE DEMON NEWCOMERS

**Churchill Abass, C, Fr., 6-9, 250, Benin City, Nigeria/NBA Academy Africa**

- Participated in NBA Academy Africa where he played with teammate Dramane Camara.
- Joined the Basketball Africa League's Elevate program.

**Dramane Camara, G, Fr., 6-5, 205, Paris, France/NBA Academy Africa**

- Played at NBA Africa Academy in Senegal.
- Was a four-star rated recruit by 247Sports.com.

**Chico Carter Jr., G, Gr., 6-3, 192, Columbia, S.C./South Carolina**

- Averaged 9.8 points last year at South Carolina while playing 25 games.
- Made 46.7 percent from 3-point range, which was first in the SEC.

**Mac Etienne, F, So., 6-10, 230, New York, N.Y./UCLA**

- Saw action in 32 games last season for UCLA.
- Played on the UCLA Final Four team in 2021.

**Elijah Fisher, G, So., 6-6, 220, Toronto, Ont./Texas Tech**

- Averaged 3.3 points and 2.0 rebounds in 28 games at Texas Tech.
- At the 2023 FIBA Under19 World Championships, averaged 11.7 points and 6.4 rebounds for Team Canada.

**Jaden Henley, G/F, So., 6-7, 201, Ontario, Calif./Minnesota**

- Averaged 5.3 points last season at Minnesota.
- Played 20.8 minutes per game and made 18 starts.

**Jeremiah Oden, F, Sr., 6-8, 201, Chicago, Ill./Wyoming**

- Started 19 of 30 games at Wyoming in 2022-23.
- Was the team's third leading scorer at 9.6 points per game.

**Keyandre Young, G, Jr., 6-8, 180, River Grove, Ill./Triton College**

- Averaged 10.7 points and 4.9 rebounds at Triton last season.
- Played at Valparaiso in '21-22.



## HEAD COACH TONY STUBBLEFIELD

**Hired at DePaul:** April 6, 2021

**Coaching File:** Assistant coach, Oregon, 2010-21; Assistant coach, Cincinnati, 2006-10; Assistant coach, New Mexico State 2000-06 (interim head coach in 2004-05); Assistant coach, UT-Arlington, 1996-00; Assistant coach, UT-San Antonio 1995-96; Student assistant, Nebraska-Omaha, 1992-95.

**Highlights:** At Oregon, helped the Ducks to 10 postseason bids in 11 seasons, including eight NCAA Tournament appearances and the 2017 Final Four. Helped assemble five Oregon recruiting classes that were ranked among the top 12 nationally. At New Mexico State, served as interim head coach for the 2004-05 season due to health issues for head coach Lou Henson. Attracted three top 100 rated players, including one McDonald's All-American.

**Collegiate File:** Played two years and served as a student assistant coach at Nebraska-Omaha. Transferred to UNO after playing two seasons at Clinton (Iowa) Community College.

**Education:** B.S., Nebraska-Omaha, 1995

**Personal:** A native of Clinton, Iowa, Tony has two daughters, Arianna Jo Magana and Talaysia Tanne, who has a son A.J. Tony's fiancée is Stefanie Davis, who has a son Maddox.

### STUBBLEFIELD'S RECORD

Career Record (two years).....25-39 (.391)  
DePaul Record (two years).....25-39 (.391)

BIG EAST Regular Season Record (two years) .....9-31 (.225)  
BIG EAST Tournament Record (two years) .....1-2 (.333)  
BIG EAST Overall Record (two years).....10-33 (.233)

### YEAR-BY-YEAR

	Overall	Conference	Conf. Tourn.	Postseason
2021-22 DePaul	15-16	6-14/T9th	0-1	---
2022-23 DePaul	10-23	3-17/10th	1-1	---

### REGULAR SEASON GAMES

**Home Record:** 41-120  
**Best Home Record:** 6-2 in 2006-07  
**Worst Home Record:** 0-9 in 2008-09  
**Most Consecutive Home Wins:** 5 in 2006-07  
**Most Consecutive Home Losses:** 15, 2008-09 through 2009-10 and 2009-10 through 2010-11  
**Road Record:** 25-135  
**Best Road Record:** 3-5 in 2006-07  
**Worst Road Record:** 0-10 in 2022-23  
**Most Consecutive Road Wins:** 2 in 2005-06  
**Most Consecutive Road Losses:** 19 over 2007-08 and 2009-10  
**Longest Winning Streak:** 3 games in 2006-07, 2014-15, 2020-21  
**Longest Losing Streak:** 30, 2007-08 through 2010-11

### BIG EAST REGULAR SEASON RESULTS

Year	Won-Lost	Home	Away	Finish	Championship Seed
2005-06	5-11	3-5	2-6	T-13th	DNQ
2006-07	9-7	6-2	3-5	T-7th	#8
2007-08	6-12	4-5	2-7	T-12th	DNQ
2008-09	0-18	0-9	0-9	16th	#16
2009-10	1-17	1-8	0-9	16th	#16
2010-11	1-17	0-9	1-8	16th	#16
2011-12	3-15	2-7	1-8	16th	#16
2012-13	2-16	1-8	1-8	16th	#14
2013-14	3-15	2-7	1-8	10th	#10
2014-15	6-12	4-5	2-7	T-7th	#7
2015-16	3-15	2-7	1-8	9th	#9
2016-17	2-16	1-8	1-8	10th	#10
2017-18	4-14	1-8	3-6	T-9th	#10
2018-19	7-11	4-5	3-6	T-8th	#10
2019-20	3-15	3-6	0-9	10th	#10
2020-21	2-13	0-8	2-5	11th	#11
2021-22	6-14	4-6	2-8	T9th	#10
2022-23	3-17	3-7	0-10	10th	#10

### BIG EAST CHAMPIONSHIP RESULTS (2006-23)

vs.	Won	Lost
Cincinnati	1	0
Connecticut	0	3
Creighton	0	2
Georgetown	1	1
Marquette	0	1
Providence	1	1
Rutgers	0	1
St. John's	0	2
Seton Hall	1	0
USF	0	1
Syracuse	0	0
Villanova	0	1
Xavier	1	2
<b>Total</b>	<b>5</b>	<b>15</b>

**2022-23 RESULTS (10-23, 3-17 BIG EAST)**

(HOME: 7-8/AWAY: 2-12/NEUTRAL: 1-3)

				<b>Attendance</b>	<b>High Scorer/Rebounder</b>
<b>NOVEMBER</b>					
7		Loyola	W, 72-66	2,973	Johnson 24/Johnson 10
11		Western Illinois	W, 86-74	2,977	Gibson 24/Nelson 7
Gavitt Tipoff Game					
14	at	Minnesota	W, 69-53	8,426	Johnson 20/Penn 14
Baha Mar Hoops, Nassau, Bahamas					
18	vs.	Santa Clara	L, 69-61	687	Gibson 18/Penn 11
20	vs.	Oklahoma State	L, 82-78		Penn 25/Penn 11
25		Texas A&M	L, 82-66	2,703	Penn 21/Penn 10
30		Samford	ot W, 103-98	2,342	Johnson 28/Penn 7
<b>DECEMBER</b>					
3	at	Loyola-Chicago	ot W, 78-72	4,557	Johnson 27/Terry 5
7	AT	ST. JOHN'S	L, 86-67	4,285	Cruz 14/Nelson 9
10		UTEP	W, 91-70	3,005	Johnson 23/Penn 8
14	at	Duquesne	L, 66-55	1,873	Johnson 19/Nelson 7
17	at	Northwestern	L, 83-45	4,081	Two with 11/Nelson 9
25	AT	CREIGHTON	L, 80-65	16,534	Two with 14/Penn 12
29		GEORGETOWN	W, 83-76	4,097	Gibson 31/Two with 5
<b>JANUARY</b>					
1		PROVIDENCE	L, 74-59	3,316	Nelson 17/Nelson 7
5	AT	BUTLER	L, 70-78	7,015	Gibson 16/Penn 7
10		VILLANOVA	W, 75-65	4,273	Nelson 24/Nelson 8
14		SETON HALL	L, 71-67	4,502	Nelson 15/Penn 11
18		#8 XAVIER	W, 73-72	4,252	Gibson 22/Penn 10
21	AT	#22 PROVIDENCE	L, 75-64	12,400	Gibson 16/Anei 7
24	AT	GEORGETOWN	L, 81-76	3,724	Gibson 24/Penn 13
28		#16 MARQUETTE	L, 89-69	10,387	Gibson 25/Nelson 9
31		#24 UCONN	L, 90-76	3,956	Johnson 19/Three with 4
<b>FEBRUARY</b>					
5	AT	SETON HALL	L, 69-64	9,770	Gibson 21/Penn 10
8	AT	VILLANOVA	L, 81-65	6,501	Two with 18/Penn 9
14		ST. JOHN'S	2ot L, 92-83	3,018	Johnson 26/Nelson 8
18	AT	#16 XAVIER	L, 82-68	10,403	Gibson 17/Ongenda 8
22		BUTLER	L, 59-58	4,356	Gibson 25/Two with 8
25	AT	MARQUETTE	L, 90-84	17,873	Gibson 20/Ongenda 12
<b>MARCH</b>					
1	AT	#14 UCONN	L, 88-59	15,564	Ongenda 17/Ongenda 6
4		CREIGHTON	L, 84-70	4,514	Johnson 18/Penn 6
8	vs.	Seton Hall (BET)	W, 66-65	19,812	Johnson 19/Johnson 4
9	vs.	#15 Xavier (BET)	L, 89-84	19,812	Gibson 22/Three with 4

**CAREER LEADERS**

<b>Points</b>	<b>Total-Avg.</b>
Mark Aguirre, 1978-81	2182-24.5
David Booth, 1988-92	1933-15.5
Brandon Young, 2010-14	1899-15.1
Dave Corzine, 1974-78	1896-17.0
George Mikan, 1942-46	1870-19.1
Tom Kleinschmidt, 1991-95	1837-16.3
Cleveland Melvin, 2010-14	1792-16.3
Stephen Howard, 1988-92	1691-12.7
Eli Cain, 2015-19	1642 - 12.7
Billy Garrett Jr., 2013-17	1632-13.1
<b>Rebounds</b>	<b>Total-Avg.</b>
Dave Corzine, 1974-78	1151-10.4
M.C. Thompson, 1960-63	972-13.7
Tyrone Corbin, 1981-85	893-7.4
Ken Warzynski, 1967-70	890-11.6
Stephen Howard, 1988-92	883-7.0
Errol Palmer, 1964-67	874-11.7
Terry Cummings, 1979-82	857-10.0
Andre Brown, 2000-04	855-8.0
Stanley Brundy, 1985-89	835-7.5
Curtis Watkins, 1975-79	810-7.0
<b>Assists</b>	<b>Total</b>
Kenny Patterson, 1981-85	669
Clyde Bradshaw, 1977-81	606
Rod Strickland, 1985-88	557
Brandon Young, 2010-14	521
Terence Greene, 1985-89	449
Rashon Burno, 1998-02	439
Billy Garrett Jr., 2013-17	432
Eli Cain, 2015-19	405
Sammy Mejia, 2003-07	396
Tom Kleinschmidt, 1991-95	386
<b>Steals</b>	<b>Total</b>
Kenny Patterson, 1981-85	280
Rod Strickland, 1985-88	204
Rashon Burno, 1998-02	201
Brandon Young, 2010-14	188
Stanley Brundy, 1985-89	167
David Booth, 1988-92	165
Willie Coleman, 1997-98	152
Jeremiah Kelly, 2008-12	152
Will Walker, 2006-10	152
Peter Patton, 1992-96	149
<b>Blocked Shots</b>	<b>Total</b>
Dallas Comegys, 1983-87	297
George Mikan, 1942-46	154
Paul Reed, 2017-20	142
Nick Ongenda, 2019-22	135
Cleveland Melvin, 2010-14	131
Steve Hunter, 1999-01	128
Jeff Stern, 1990-92	121
Stanley Brundy, 1985-89	118
David Booth, 1988-92	113
Walter Downing, 1981-83	105





Jay Heath



## QUICK FACTS

**Location:** Washington, D.C.  
**Enrollment:** 7,463  
**Founded:** 1789  
**Nickname:** Hoyas  
**Colors:** Blue and Gray  
**Home Court:**  
 Capital One Arena (20,600)

## COACHING STAFF

**Head Coach**  
 Ed Cooley (Stonehill '94)  
 Office Phone: (202) 687-2374

### Assistant Coaches

Jeff Battle (Marshall '85)  
 Ivan Thomas (VCU '97)  
 Brian Blaney (Roanoke '94)

## ADMINISTRATION

### President

John J. DeGioia, Ph.D.

### Director of Athletics

Lee Reed  
 Athletics Phone: (202) 687-2435

### Director of Communications/ Creative Services

Diana Pulupa  
 Office Phone: (202) 687-6564  
 Cell Phone: (301) 758-5454  
 Email: dlp24@georgetown.edu

## 2023-24 SCHEDULE

### NOVEMBER

7 Le Moyne (FS2).....7:00  
 11 Holy Cross (FS2) .....8:00  
 Gavitt Tipoff Games  
 15 at Rutgers (FS1).....8:30  
 Georgetown MTE  
 18 Mount St. Mary's (FOX 5 Plus) .....Noon  
 19 American (FS2) .....4:30  
 25 Jackson State (FS2).....Noon  
 29 Merrimack (FS1) .....8:30

### DECEMBER

BIG EAST-Big 12 Battle  
 2 TCU (FS1).....5:30  
 9 Syracuse (FOX) ..... 11:30 a.m.  
 12 Coppin State (FS1).....8:30  
 16 at Notre Dame (CW).....2:00  
 19 AT BUTLER (FS1) .....6:30  
 22 AT MARQUETTE (FS1).....7:00

### JANUARY

2 CREIGHTON (CBSSN).....7:00  
 6 DePAUL (FS1).....Noon  
 9 SETON HALL (FS1).....6:30  
 14 AT UCONN (FOX)..... Noon/4:30  
 19 AT XAVIER (FS1).....6:30  
 23 BUTLER (FS1) .....6:30  
 27 AT PROVIDENCE (FOX).....12:30

### FEBRUARY

3 MARQUETTE (FS1).....2:00  
 7 AT SETON HALL (FS2) .....6:30  
 10 UCONN (FS1) .....Noon  
 13 AT CREIGHTON (FS1) .....8:30  
 16 VILLANOVA (CBSSN).....7:00  
 21 ST. JOHN'S (FS1) .....7:00  
 24 AT DePAUL (CBSSN) .....6:00  
 27 AT VILLANOVA (FS1) .....6:30

### MARCH

2 XAVIER (FS1).....7:30  
 5 PROVIDENCE (FS1) .....7:00  
 9 AT ST. JOHN'S<sup>MSG</sup> (FOX).....Noon

<sup>MSG</sup> Madison Square Garden; All times are Eastern.

## 2023-24 ROSTER

No.	Name	Pos.	Ht.	Wt.	Yr.	Hometown /Previous School
0	Dontrez Styles	G/F	6-6	212	Jr.	Kinston, N.C./North Carolina
1	Rowan Brumbaugh	G	6-4	183	So.	Washington, D.C./Texas
2	Hashem Asadallah	G	6-1	180	Fr.	Jabriya, Kuwait/American School of Kuwait
4	Austin Montgomery	F	6-4	185	So.	New Orleans, La./LSU
5	Jay Heath	G	6-3	209	Sr.	Woodrow Wilson/Arizona State
10	Jayden Epps	G	6-2	187	So.	Suffolk, Va./Illinois
11	Cam Bacote	G	6-3	176	Gr.	Hampton, Va./Western Carolina
20	Drew Fielder	C	6-10	216	Fr.	Boise, Idaho/Southern California Academy [Calif.]
21	Ryan Mutombo	C	7-2	259	Jr.	Atlanta, Ga./The Lovett School
22	Donovan Grant	G	6-6	200	Jr.	Atlanta, Ga./Oregon State
24	Supreme Cook	F	6-9	229	Sr.	East Orange, N.J./Fairfield
25	Ismael Massoud	F	6-9	213	Gr.	East Harlem, N.Y./Kansas State
31	Wayne Bristol Jr.	G	6-6	195	Sr.	Upper Marlboro, Md./Howard
34	Jonathan Kazor	G	6-2	220	Gr.	Potomac, Md./Macalester
55	Victor Muresan	F	6-11	173	Sr.	Potomac, Md./Georgetown Day School

## Summary

Player	Overall Statistics										Conference Statistics									
	GP-GS	MIN/G	FG%	3FG%	FT%	R/G	A/G	STL	BLK	PTS/G	GP-GS	MIN/G	FG%	3FG%	FT%	R/G	A/G	STL	BLK	PTS/G
SPEARS, Primo	32-32	37.3	.408	.300	.793	3.0	5.3	36	1	16.0	20-20	36.9	.391	.317	.758	2.6	5.4	18	1	15.3
MURRAY, Brandon	27-27	34.5	.397	.318	.648	3.9	3.2	38	13	13.7	17-17	34.4	.379	.273	.656	4.2	2.9	25	6	13.3
HEATH, Jay	22-18	31.7	.415	.373	.766	3.9	1.6	24	1	12.3	12-9	28.8	.417	.404	.833	3.3	1.6	13	0	11.0
WAHAB, Qudus	29-25	23.5	.511	.000	.712	7.1	0.4	17	21	9.6	17-14	24.5	.547	.000	.653	7.1	0.7	8	13	9.6
MOZONE, Bryson	31-8	19.5	.403	.346	.733	3.3	0.4	13	6	6.6	19-3	18.9	.414	.413	.722	3.4	0.3	9	1	6.9
AKOK, Akok	31-31	30.1	.455	.282	.739	6.2	1.0	18	62	6.5	20-20	27.3	.459	.269	.750	5.4	0.8	7	40	6.4
RILEY, Jordan	25-9	16.2	.387	.194	.743	2.8	0.3	18	9	4.6	17-9	18.1	.378	.200	.750	2.7	0.5	14	7	5.2
EZEWIRO, Bradley	27-7	12.1	.519	.000	.586	3.5	0.1	8	18	4.3	20-6	13.1	.516	.000	.592	4.2	0.1	6	16	4.7
BRISTOL, JR., Wayne	31-3	14.0	.418	.311	.808	1.9	0.5	18	8	3.3	19-2	14.4	.423	.290	.833	1.6	0.6	12	1	3.6
MUTOMBO, Ryan	12-0	5.3	.750	.000	.750	1.9	0.0	3	4	2.5	7-0	5.0	.714	.000	1.000	1.6	0.0	3	0	2.1
ANGLIN, Denver	18-0	6.8	.222	.172	1.000	0.4	0.4	2	1	1.3	8-0	10.4	.160	.100	1.000	0.6	0.5	1	0	1.5
WILSON, Malcolm	9-0	3.6	.250	.000	.500	1.4	0.0	1	1	0.3	8-0	3.1	.250	.000	.500	1.6	0.0	1	1	0.4
BASS, D'Ante	8-0	3.4	.200	.000	.000	0.6	0.3	1	1	0.3	5-0	4.4	.000	.000	.000	0.6	0.0	1	1	0.0
MURESAN, Victor	1-0	0.8	.000	.000	.000	0.0	0.0	0	0	0.0	0-0	0.0	.000	.000	.000	0.0	0.0	0	0	0.0
<b>Totals</b>	<b>32</b>		<b>.423</b>	<b>.309</b>	<b>.718</b>	<b>36.0</b>	<b>11.9</b>	<b>197</b>	<b>146</b>	<b>69.5</b>	<b>20</b>		<b>.416</b>	<b>.307</b>	<b>.700</b>	<b>35.7</b>	<b>11.9</b>	<b>118</b>	<b>87</b>	<b>68.2</b>
<b>Opponent</b>	<b>32</b>		<b>.459</b>	<b>.389</b>	<b>.728</b>	<b>37.4</b>	<b>17.3</b>	<b>259</b>	<b>96</b>	<b>78.1</b>	<b>20</b>		<b>.477</b>	<b>.423</b>	<b>.709</b>	<b>36.7</b>	<b>18.7</b>	<b>164</b>	<b>67</b>	<b>80.2</b>

## Scoring

Player	Overall Statistics								Conference Statistics							
	FG-FGA	FG%	3FG-3FGA	3FG%	FT-FTA	FT%	PTS	PTS/G	FG-FGA	FG%	3FG-3FGA	3FG%	FT-FTA	FT%	PTS	PTS/G
SPEARS, Primo	194-475	.408	27-90	.300	96-121	.793	511	16.0	118-302	.391	19-60	.317	50-66	.758	305	15.3
MURRAY, Brandon	138-348	.397	35-110	.318	59-91	.648	370	13.7	83-219	.379	18-66	.273	42-64	.656	226	13.3
HEATH, Jay	98-236	.415	38-102	.373	36-47	.766	270	12.3	48-115	.417	21-52	.404	15-18	.833	132	11.0
WAHAB, Qudus	97-190	.511	0-1	.000	84-118	.712	278	9.6	58-106	.547	0-0	.000	47-72	.653	163	9.6
MOZONE, Bryson	73-181	.403	36-104	.346	22-30	.733	204	6.6	46-111	.414	26-63	.413	13-18	.722	131	6.9
AKOK, Akok	81-178	.455	24-85	.282	17-23	.739	203	6.5	51-111	.459	14-52	.269	12-16	.750	128	6.4
RILEY, Jordan	41-106	.387	6-31	.194	26-35	.743	114	4.6	31-82	.378	5-25	.200	21-28	.750	88	5.2
EZEWIRO, Bradley	41-79	.519	0-0	.000	34-58	.586	116	4.3	32-62	.516	0-0	.000	29-49	.592	93	4.7
BRISTOL, JR., Wayne	33-79	.418	14-45	.311	21-26	.808	101	3.3	22-52	.423	9-31	.290	15-18	.833	68	3.6
MUTOMBO, Ryan	12-16	.750	0-0	.000	6-8	.750	30	2.5	5-7	.714	0-0	.000	5-5	1.000	15	2.1
ANGLIN, Denver	8-36	.222	5-29	.172	2-2	1.000	23	1.3	4-25	.160	2-20	.100	2-2	1.000	12	1.5
WILSON, Malcolm	1-4	.250	0-0	.000	1-2	.500	3	0.3	1-4	.250	0-0	.000	1-2	.500	3	0.4
BASS, D'Ante	1-5	.200	0-2	.000	0-2	.000	2	0.3	0-3	.000	0-2	.000	0-2	.000	0	0.0
MURESAN, Victor	0-1	.000	0-0	.000	0-0	.000	0	0.0	0-0	.000	0-0	.000	0-0	.000	0	0.0
<b>Totals</b>	<b>818-1934</b>	<b>.423</b>	<b>185-599</b>	<b>.309</b>	<b>404-563</b>	<b>.718</b>	<b>2225</b>	<b>69.5</b>	<b>499-1199</b>	<b>.416</b>	<b>114-371</b>	<b>.307</b>	<b>252-360</b>	<b>.700</b>	<b>1364</b>	<b>68.2</b>
<b>Opponent</b>	<b>918-2001</b>	<b>.459</b>	<b>308-791</b>	<b>.389</b>	<b>356-489</b>	<b>.728</b>	<b>2500</b>	<b>78.1</b>	<b>596-1250</b>	<b>.477</b>	<b>193-456</b>	<b>.423</b>	<b>219-309</b>	<b>.709</b>	<b>1604</b>	<b>80.2</b>

## 2023-24 HOYA NEWCOMERS

### Hashem Asadallah, G, So., 6-1, 180, Jabriya, Kuwait/American School of Kuwait

- Averaged 11.6 points and 4.9 rebounds playing in the FIBA U18 Asian Championships.

### Gam Bacote, G, Gr., 6-3, 176, Hampton, Va./Western Carolina

- Played in six games in an injury-shortened season at Western Carolina.

### Rowan Brumbaugh, G, R-Fr., 6-4, 183, Washington, D.C./Texas

- Redshirted last season at Texas.
- Was rated a top 100 recruit at Northfield Mt. Herman HS in Mt. Herman (Mass.)

### Supreme Cook, F, Sr., 6-9, 229, East Orange, N.J./Fairfield

- Averaged 13.1 points and 8.5 rebounds at Fairfield last season.

### Jayden Epps, G, So., 6-2, 187, Suffolk, Va./Illinois

- Averaged 9.5 points in 24.5 minutes per game at Illinois in 2022-23.

### Drew Fielder, C, Fr., 6-10, 216, Boise, Idaho/Southern California Academy

- Ranked 16th best center by 247Sports.com.

### Donovan Grant, G, Jr., 6-6, 200, Atlanta, Ga./Oregon State

- Did not play in 2022-23, but played previously at NBA Academy.

### Jonathan Kazor, G, Gr., 6-2, 220, Potomac, Md./Macalester

- Played in 18 games in 2021-22 and averaged 8.8 points.

### Ismael Massoud, F, Gr., 6-9, 213, East Harlem, N.Y./Kansas State


- Averaged 5.4 points and shot 41.8 percent from 3-point range at Kansas State in 2022-23.

### Austin Montgomery, F, So., 6-4, 185, New Orleans, La./LSU

- Did not play at LSU in 2022-23. Helped Isidore Newman HS (La.) to state title as a senior.

### Dontrez Styles, G/F, Jr., 6-6, 212, Kinston, N.C./North Carolina

- Played 15 games at North Carolina last year and averaged 1.4 points.



## HEAD COACH

### ED COOLEY

**Hired at Georgetown:** March 20, 2023

**Coaching File:** Was head coach of Team USA comprised of BIG EAST players, that won a bronze medal at the 2019 Pan American Games in Lima, Peru; Fairfield, head coach (2007-11); Boston College, Assistant coach (1997-06); Rhode Island, Assistant coach (1996-97); Stonehill College, Assistant coach (1995-96);

UMass-Dartmouth, Assistant coach (1994-95)

**Highlights:** 2023 NCAA; 2021 NCAA (Sweet 16); 2022 Naismith Coach of the Year; 2021-22 BIG EAST Regular Season champion; 2022 BIG EAST Coach of the Year; PC's Sweet 16 appearance was the first at the school since 1997; 2019 NIT; 2018 NCAA; 2017 NCAA; 2016 NCAA (Second Round); 2015 NCAA; 2014 NCAA; 2014 BIG EAST Tournament title; 2013 NIT quarterfinals; 2011 NIT second round. Posted a PC school record streak of five straight NCAA appearances from 2014-2018.

**Education:** B.A., History, Stonehill, 1994.

**Personal:** A native of Providence, attended Central High School and earned two Rhode Island High School Player of the Year honors before attending Stonehill. He and his wife, Nurys, have a daughter, Olivia, a Georgetown graduate, and a son, Isaiah.

## COOLEY'S RECORD

Career Record (17 years) ..... 334-222 (.601)  
 Providence Record (12 years) ..... 242-153 (.613)  
 Fairfield Record (five years) ..... 92-69 (.571)

BIG EAST Regular Season Record (12 years) ..... 119-99 (.546)  
 BIG EAST Tournament Record (11 years) ..... 9-10 (.474)  
 BIG EAST Overall Record (11 years) ..... 128-109 (.540)

NCAA Record (seven appearances) ..... 3-7 (.300)  
 NIT Record (three appearances) ..... 3-3 (.500)

## YEAR-BY-YEAR

	Overall	Conference	Conf. Tourn.	Postseason
2006-07	Fairfield 13-19	10-8/T5th	0-1	
2007-08	Fairfield 14-16	11-7/T5th	0-1	
2008-09	Fairfield 17-15	9-9/T4th	1-1	
2009-10	Fairfield 23-11	13-5/2nd	2-1/2nd	
2010-11	Fairfield 25-8	15-3/1st	1-1	NIT 1-1
2011-12	Providence 15-17	4-14/15th	0-1	
2012-13	Providence 19-15	9-9/T9th	0-1	NIT 2-1
2013-14	Providence 23-12	10-8/T3rd	3-0/1st	NCAA 0-1
2014-15	Providence 22-12	11-7/4th	1-1	NCAA 0-1
2015-16	Providence 24-11	10-8/T4th	1-1	NCAA 1-1
2016-17	Providence 20-13	10-8/T3rd	0-1	NCAA 0-1
2017-18	Providence 21-14	10-8/T3rd	2-1	NCAA 0-1
2018-19	Providence 18-16	7-11/T8th	1-1	NIT 0-1
2019-20	Providence 19-12	12-6/4th	---	
2020-21	Providence 13-13	9-10/6th	0-1	
2021-22	Providence 27-6	14-3/1st	1-1	NCAA 2-1
2022-23	Providence 21-12	13-7/T3rd	0-1	NCAA 0-1

## BIG EAST REGULAR SEASON RESULTS

Year	Won-Lost	Home	Away	Finish	Championship	Seed
1979-80	5-1	2-1	3-0	1st (3 tied)		#3
1980-81	9-5	6-1	3-4	2nd		#2
1981-82	10-4	6-1	4-3	2nd		#2
1982-83	11-5	7-1	4-4	4th		#4
1983-84	14-2	6-2	8-0	1st		#1
1984-85	14-2	7-1	7-1	2nd		#2
1985-86	11-5	7-1	4-4	3rd		#3
1986-87	12-4	7-1	5-3	1st (3 tied)		#1
1987-88	9-7	7-1	2-6	3rd (tie)		#3
1988-89	13-3	8-0	5-3	1st		#1
1989-90	11-5	6-2	5-3	3rd		#3
1990-91	8-8	6-2	2-6	6th		#6
1991-92	12-6	6-3	6-3	1st (tie)		#2
1992-93	8-10	6-3	2-7	8th		#8
1993-94	10-8	7-2	3-6	4th (tie)		#6
1994-95	11-7	7-2	4-5	4th		#4
1995-96	13-5	9-0	4-5	1st, BE 7		#2
1996-97	11-7	6-3	5-4	1st, BE 7		#2
1997-98	6-12	5-4	1-8	5th (tie), BE 7		#13
1998-99	6-12	3-6	3-6	10th		#10
1999-00	6-10	4-4	2-6	8th (tie)		#9
2000-01	10-6	5-3	5-3	2nd (tie), West		#2 West
2001-02	9-7	4-4	5-3	3rd (tie), West		#3 West
2002-03	6-10	3-5	3-5	5th, West		#5 West
2003-04	4-12	3-5	1-7	12th (tie)		#12
2004-05	8-8	5-3	3-5	7th (tie)		#7
2005-06	10-6	7-1	3-5	5th (tie)		#5
2006-07	13-3	7-1	6-2	1st		#1
2007-08	15-3	9-0	6-3	1st		#1
2008-09	7-11	4-5	3-6	11th (tie)		#12
2009-10	10-8	6-3	4-5	7th (tie)		#8
2010-11	10-8	5-4	5-4	8th		#8
2011-12	12-6	8-1	4-5	4th (tie)		#5
2012-13	14-4	8-1	6-3	1st (tie)		#1
2013-14	8-10	6-3	2-7	7th		#7
2014-15	12-6	7-2	5-4	2nd (tie)		#2
2015-16	7-11	4-5	3-6	8th		#8
2016-17	5-13	3-6	2-7	9th		#9
2017-18	5-13	2-7	3-6	8th		#8
2018-19	9-9	5-4	4-5	3rd (tie)		#6
2019-20	5-13	3-6	2-7	8th (tie)		#8
2020-21	7-9	5-4	2-5	8th		#8
2021-22	0-19	0-9	0-10	11th		#11
2022-23	2-18	1-9	1-9	11th		#11

## REGULAR SEASON GAMES

**Home Record:** 238-132  
**Best Home Record:** 9-0 in 1995-96 and 2007-08  
**Worst Home Record:** 0-9 in 2021-22  
**Most Consecutive Home Wins:** 16 over 1987-88/88-89/89-90 seasons  
**Most Consecutive Home Losses:** 9 in 2021-22  
**Road Record:** 160-209  
**Best Road Record:** 8-0 in 1983-84  
**Worst Road Record:** 0-10 in 2021-22  
**Most Consecutive Road Wins:** 11 over 1983-84/84-85 seasons  
**Most Consecutive Road Losses:** 11 in 2020-21 and 2021-22  
**Longest Winning Streak:** 11 games in 2012-13 and 2016-17  
**Longest Losing Streak:** 19 in 2021-22

## BIG EAST CHAMPIONSHIP RESULTS (1980-2023)

vs.	Won	Lost	vs.	Won	Lost
Boston College	3	2	Rutgers	0	1
Cincinnati	1	1	St. John's	5	4
Connecticut	2	6	Seton Hall	6	5
Creighton	1	0	Syracuse	7	7
DePaul	1	1	USF	1	0
Marquette	3	0	Villanova	6	2
Miami	6	2	West Virginia	2	1
Notre Dame	2	0	Xavier	0	1
Pittsburgh	4	1	<b>Total</b>	<b>57</b>	<b>35</b>
Providence	7	1			

**2022-23 RESULTS (7-25, 2-18 BIG EAST)**

(HOME: 5-12/AWAY: 1-11/NEUTRAL: 1-2)

			Attendance	High Scorer/Rebounder
<b>NOVEMBER</b>				
8	Coppin State	ot W, 99-89	7,125	Spears 28/Akok 12
12	Wisconsin Green Bay	W, 92-58	4,583	Spears 21/two with 7
Gavitt Tipoff Games				
15	Northwestern	L, 75-63	5,518	Spears 22/Two with 7
Jersey Mike's Jamaica Classic				
18	vs. Loyola Marymount	L, 84-66		Murray 19/Akok 10
20	vs. La Salle	W, 69-62		Wahab 23/Akok 10
23	American	L, 74-70	3,267	Spears 15/Wahab 9
26	UMBC	W, 79-70	4,134	Heath 25/Wahab 8
BIG EAST-Big 12 Battle				
30	at Texas Tech	L, 79-65	14,649	Two with 18/Akok 6
<b>DECEMBER</b>				
3	South Carolina	ot L, 74-71	5,391	Heath 23/Wahab 9
7	Siena	W, 75-68	3,526	Murray 20/Wahab 12
10	at Syracuse	L, 83-64	20,370	Spears 22/Wahab 11
16	XAVIER	L, 102-89	5,785	Spears 22/Wahab 7
20	AT #2 UCONN	L, 84-73	10,167	Spears 19/Wahab 9
29	AT DePAUL	L, 83-76	4,097	Murray 29/Wahab 16
<b>JANUARY</b>				
1	BUTLER	L, 80-51	6,140	Akok 12/Akok 9
4	VILLANOVA	L, 73-57	7,203	Riley 12/Akok 10
7	AT MARQUETTE	L, 95-73	15,454	Spears 18/Two with 7
10	SETON HALL	L, 66-51	4,189	Three with 9/Wahab 10
16	AT VILLANOVA	L, 77-73	6,501	Spears 19/Ezewiro 7
21	AT #8 XAVIER	L, 95-82	10,383	Spears 37/Akok 10
24	DePAUL	W, 81-76	3,724	Spears 21/Wahab 10
29	AT ST. JOHN'S <sup>MSG</sup>	L, 75-73	11,455	Spears 25/Two with 7
<b>FEBRUARY</b>				
1	CREIGHTON	L, 63-53	4,042	Wahab 14/Murray 8
4	#24 UCONN	L, 68-62	10,621	Murray 21/Wahab 6
8	AT #20 PROVIDENCE	L, 74-62	11,892	Ezewiro 19/Murray 7
11	#10 MARQUETTE	L, 89-75	7,111	Heath 18/Ezewiro 9
14	AT SETON HALL	L, 76-68	8,812	Spears 16/Two with 8
19	AT BUTLER	W, 68-62	8,615	Murray 17/Two with 8
22	ST. JOHN'S	L, 79-70	3,076	Murray 25/Wahab 12
26	PROVIDENCE	L, 88-68	7,085	Spears 26/Ezewiro 8
<b>MARCH</b>				
1	AT CREIGHTON	L, 99-59	17,039	Spears 21/Wahab 8
8	vs. Villanova (BET)	L, 80-48	19,812	Spears 17/Heath 8

<sup>MSG</sup> Madison Square Garden**CAREER LEADERS**

Points	Total-Avg.
Eric Floyd, 1978-82	2304-17.7
Patrick Ewing, 1981-85	2184-15.3
Reggie Williams, 1983-87	2117-15.3
Alonzo Mourning, 1988-92	2001-16.7
D'Vauntes Smith-Rivera, 2012-16	1,898-14.7
Othella Harrington, 1992-96	1839-13.9
David Wingate, 1982-86	1781-12.8
Austin Freeman, 2007-11	1761-13.6
Mike Sweetney, 2000-03	1750-18.2
Kevin Braswell, 1998-02	1735-13.5

Rebounds	Total-Avg.
Patrick Ewing, 1981-85	1316-9.2
Merlin Wilson, 1972-76	1230-11.4
Alonzo Mourning, 1988-92	1032-8.6
Othella Harrington, 1992-96	983-7.4
Mike Sweetney, 2000-03	887-9.2
Reggie Williams, 1983-87	886-6.4
Jessie Govan, 2015-19	843-6.6
Mike Laughna, 1969-72	833-10.8
Dikembe Mutombo, 1988-91	823-8.6
Roy Hibbert, 2004-08	808-5.9

Assists	Total
Kevin Braswell, 1998-02	695
Joey Brown, 1990-94	677
Michael Jackson, 1982-86	671
John Duren, 1976-80	583
Dwayne Bryant, 1986-90	527
Chris Wright, 2007-11	442
Jim Brown, 1963-66	408
Fred Brown, 1980-84	390
D'Vauntes Smith-Rivera, 2012-16	380
Jonathan Wallace, 2004-08	378

Steals	Total
Kevin Braswell, 1998-02	349
Eric Floyd, 1978-82	253
Joey Brown, 1990-94	236
Allen Iverson, 1994-96	213
David Wingate, 1982-86	209
Reggie Williams, 1983-87	206
Fred Brown, 1980-84	199
Gene Smith, 1980-84	191
Dwayne Bryant, 1986-90	187
John Duren, 1976-80	184

Blocked Shots	Total
Patrick Ewing, 1981-85	493
Alonzo Mourning, 1988-92	453
Dikembe Mutombo, 1988-91	354
Roy Hibbert, 2004-08	259
Ruben Boumtje Boumtje, 1997-01	255
Othella Harrington, 1992-96	201
Mike Sweetney, 2000-03	180
Jahidi White, 1994-98	152
Jameel Watkins, 1996-00	150
Jessie Govan, 2015-19	141



Kam Jones



## QUICK FACTS

**Location:** Milwaukee, Wis.  
**Enrollment:** 12,000  
**Founded:** 1881  
**Nickname:** Golden Eagles  
**Colors:** Blue and Gold  
**Home Court:** Fiserv Forum (17,600)

## COACHING STAFF

**Head Coach**  
 Shaka Smart (Kenyon '99)  
 Office Phone: (414) 288-7130

**Assistant Coaches:**  
 Neill Berry (Southeastern Louisiana '03)  
 DeAndre Hayes (Kentucky '06)  
 Cody Hatt (Norwich '08)

## ADMINISTRATION

**President**  
 Dr. Michael R. Lovell

**Vice President/Director of Athletics**  
 Bill Scholl  
 Athletics Phone: (414) 288-6303

**Associate AD/Media Relations**  
 Scott Kuykendall  
 Office Phone: (414) 288-4794  
 Cell Phone: (414) 807-3490  
 Email: scott.kuykendall@marquette.edu

## 2023-24 SCHEDULE

**NOVEMBER**

6 Northern Illinois (FS1/FOXSportsapp).....8:30  
 10 Rider (FS1).....8:30  
 Gavitt Tipoff Games  
 14 at Illinois (FS1).....8:00  
 Maui Invitational  
 20 vs. UCLA (ESPN/2).....11:30  
 21 vs. Kansas/Chaminade.....2:30/8:00  
 22 vs. TBD.....TBD  
 28 Southern (FS1).....9:00

**DECEMBER**

2 at Wisconsin (FOX).....12:30  
 BIG EAST-Big 12 Battle  
 6 Texas (FS1).....8:00  
 9 Notre Dame (FOX).....9:00  
 14 St. Thomas (FS1).....8:00  
 19 AT PROVIDENCE (FS1).....8:30  
 22 GEORGETOWN (FS1).....7:00  
 30 CREIGHTON (CBS).....2:00

**JANUARY**

6 AT SETON HALL (CBSSN).....Noon  
 10 BUTLER (CBSSN).....9:00  
 15 VILLANOVA (FOX).....2:30  
 20 AT ST. JOHN'S<sup>MSG</sup> (FOX).....Noon  
 24 AT DePAUL (CBSSN).....9:00  
 27 SETON HALL (FS1).....1:00  
 30 AT VILLANOVA (FS1).....7:00

**FEBRUARY**

3 AT GEORGETOWN (FS1).....2:00  
 10 ST. JOHN'S (FS1).....6:00  
 13 AT BUTLER (FS1).....6:30  
 17 AT UCONN (FOX).....3:00  
 21 DePAUL (FS1).....9:00  
 25 XAVIER (FS1).....5:00  
 28 PROVIDENCE (FS1).....7:00

**MARCH**

2 AT CREIGHTON (FOX).....2:30  
 6 UCONN (FS1).....8:30  
 9 AT XAVIER (FOX).....TBD

<sup>MSG</sup> Madison Square Garden; All times are Eastern.

## 2023-24 ROSTER

No.	Name	Pos.	Ht.	Wt.	Yr.	Hometown /Previous School
1	Kam Jones	G	6-5	200	Jr.	Cordova, Tenn./Evangelical Christian
2	Chase Ross	G	6-5	200	So.	Dallas, Texas/Cushing Academy
4	Stevie Mitchell	G	6-3	195	Jr.	Reading, Pa./Wilson
5	Tre Norman	G	6-4	205	Fr.	Boston, Mass./Worcester Academy
10	Zaide Lowery	G	6-5	195	Fr.	Springfield, Mo./La Lumiere School
11	Tyler Kolek	G	6-3	190	Sr.	Cumberland, R.I./George Mason
12	Ben Gold	F	6-11	235	So.	Wellington, N. Z./NBA Global Acad.
13	Oso Ighodaro	F	6-11	225	Sr.	Chandler, Ariz./Desert Vista
21	Al Amadou	F	6-9	200	Fr.	Philadelphia, Pa./Chestnut Hill Academy
22	Sean Jones	G	5-10	185	So.	Gahanna, Ohio/Lincoln
23	David Joplin	F	6-8	220	Jr.	Brookfield, Wis./Brookfield Central
35	Caedin Hamilton	F	6-9	240	Fr.	Santa Maria, Calif./St. Joseph
40	Casey O'Malley	G	6-3	185	So.	Omaha, Neb./Creighton Prep
41	Jonah Lucas	G	6-1	175	So.	West Lafayette, Ind./Harrison
42	Jack Riley	F	6-7	210	Fr.	Delafield, Wis./Catholic Memorial
51	RJ Walson	G	6-0	200	Jr.	Chicago, IL/Perspectives Math & Science Acad.
54	Jake Ciardo	G	6-2	175	Jr.	Germantown, WI/Germantown HS
55	Cameron Brown	G	6-1	215	Jr.	Plano, Texas/John Paul II

## Summary

Player	Overall Statistics											Conference Statistics									
	GP-GS	MIN/G	FG%	3FG%	FT%	R/G	A/G	STL	BLK	PTS/G	GP-GS	MIN/G	FG%	3FG%	FT%	R/G	A/G	STL	BLK	PTS/G	
JONES, Kam	36-36	29.8	.462	.360	.656	3.6	2.0	50	5	15.1	20-20	29.6	.464	.376	.577	3.2	1.7	29	1	14.7	
KOLEK, Tyler	36-36	32.3	.471	.398	.802	4.1	7.5	64	5	12.9	20-20	33.7	.512	.391	.808	3.7	8.0	42	3	15.1	
PROSPER, Olivier-Maxence	36-36	29.1	.512	.339	.735	4.7	0.7	33	5	12.5	20-20	28.8	.497	.361	.710	4.7	0.8	18	3	11.1	
IGHODARO, Oso	36-36	31.1	.660	.000	.541	5.9	3.3	32	54	11.4	20-20	32.0	.665	.000	.636	5.2	3.2	20	28	12.5	
JOPLIN, David	36-0	19.0	.420	.399	.813	3.2	0.8	22	11	9.2	20-0	19.3	.391	.344	.727	3.3	0.9	17	7	8.6	
MITCHELL, Stevie	36-36	23.4	.461	.300	.750	2.9	1.0	60	4	7.1	20-20	24.0	.500	.314	.767	2.9	1.0	41	2	7.4	
ROSS, Chase	36-0	16.4	.455	.323	.771	1.7	0.8	40	5	4.6	20-0	15.9	.453	.333	.750	1.7	0.9	22	3	4.7	
JONES, Sean	33-0	12.2	.417	.317	.636	0.8	1.1	16	0	3.6	17-0	11.4	.388	.350	.786	0.8	0.9	9	0	3.3	
GOLD, Ben	36-0	7.9	.434	.300	.692	1.0	0.2	11	18	2.7	20-0	8.2	.521	.393	.778	1.2	0.2	4	11	3.4	
WRIGHTSIL, Zach	3-0	8.6	.333	.000	.000	1.7	0.7	1	0	1.3	0-0	0.0	.000	.000	.000	0.0	0.0	0	0	0.0	
ITEJERE, Keeyan	13-0	2.2	1.000	.000	.500	0.5	0.0	0	1	0.8	5-0	1.6	1.000	.000	.500	0.6	0.0	0	1	0.6	
LUCAS, Jonah	8-0	0.9	.333	.000	.000	0.5	0.1	0	0	0.3	3-0	1.1	1.000	.000	.000	1.0	0.0	0	0	0.7	
WALSON, RJ	9-0	0.9	.000	.000	.000	0.0	0.0	0	0	0.0	4-0	1.1	.000	.000	.000	0.0	0.0	0	0	0.0	
KENNEDY, Michael	11-0	0.9	.000	.000	.000	0.3	0.0	1	0	0.0	5-0	0.9	.000	.000	.000	0.2	0.0	0	0	0.0	
CIARDO, Jake	5-0	1.1	.000	.000	.000	0.0	0.0	0	0	0.0	4-0	1.2	.000	.000	.000	0.0	0.0	0	0	0.0	
KOZINSKI, Caleb	5-0	1.0	.000	.000	.000	0.0	0.0	0	0	0.0	1-0	1.1	.000	.000	.000	0.0	0.0	0	0	0.0	
<b>Totals</b>	<b>36</b>		<b>.486</b>	<b>.353</b>	<b>.718</b>	<b>31.8</b>	<b>17.3</b>	<b>330</b>	<b>108</b>	<b>79.3</b>	<b>20</b>		<b>.496</b>	<b>.360</b>	<b>.726</b>	<b>30.2</b>	<b>17.4</b>	<b>202</b>	<b>59</b>	<b>80.4</b>	
<b>Opponent</b>	<b>36</b>		<b>.445</b>	<b>.347</b>	<b>.703</b>	<b>35.4</b>	<b>14.8</b>	<b>204</b>	<b>119</b>	<b>70.3</b>	<b>20</b>		<b>.472</b>	<b>.367</b>	<b>.713</b>	<b>34.7</b>	<b>16.2</b>	<b>108</b>	<b>78</b>	<b>72.9</b>	

## Scoring

Player	Overall Statistics											Conference Statistics									
	FG-FGA	FG%	3FG-3FGA	3FG%	FT-FTA	FT%	PTS	PTS/G	FG-FGA	FG%	3FG-3FGA	3FG%	FT-FTA	FT%	PTS	PTS/G					
JONES, Kam	201-435	.462	100-278	.360	40-61	.656	542	15.1	111-239	.464	56-149	.376	15-26	.577	293	14.7					
KOLEK, Tyler	165-350	.471	47-118	.398	89-111	.802	466	12.9	107-209	.512	25-64	.391	63-78	.808	302	15.1					
PROSPER, Olivier-Maxence	150-293	.512	39-115	.339	111-151	.735	450	12.5	75-151	.497	22-61	.361	49-69	.710	221	11.1					
IGHODARO, Oso	186-282	.660	0-0	.000	40-74	.541	412	11.4	111-167	.665	0-0	.000	28-44	.636	250	12.5					
JOPLIN, David	113-269	.420	67-168	.399	39-48	.813	332	9.2	61-156	.391	33-96	.344	16-22	.727	171	8.6					
MITCHELL, Stevie	94-204	.461	21-70	.300	45-60	.750	254	7.1	57-114	.500	11-35	.314	23-30	.767	148	7.4					
ROSS, Chase	60-132	.455	20-62	.323	27-35	.771	167	4.6	34-75	.453	10-30	.333	15-20	.750	93	4.7					
JONES, Sean	43-103	.417	13-41	.317	21-33	.636	120	3.6	19-49	.388	7-20	.350	11-14	.786	56	3.3					
GOLD, Ben	36-83	.434	15-50	.300	9-13	.692	96	2.7	25-48	.521	11-28	.393	7-9	.778	68	3.4					
WRIGHTSIL, Zach	2-6	.333	0-1	.000	0-0	.000	4	1.3	0-0	.000	0-0	.000	0-0	.000	0	0.0					
ITEJERE, Keeyan	5-5	1.000	0-0	.000	1-2	.500	11	0.8	1-1	1.000	0-0	.000	1-2	.500	3	0.6					
LUCAS, Jonah	1-3	.333	0-2	.000	0-0	.000	2	0.3	1-1	1.000	0-0	.000	0-0	.000	2	0.7					
WALSON, RJ	0-5	.000	0-4	.000	0-0	.000	0	0.0	0-2	.000	0-2	.000	0-0	.000	0	0.0					
KENNEDY, Michael	0-3	.000	0-3	.000	0-0	.000	0	0.0	0-1	.000	0-1	.000	0-0	.000	0	0.0					
CIARDO, Jake	0-1	.000	0-0	.000	0-0	.000	0	0.0	0-1	.000	0-0	.000	0-0	.000	0	0.0					
KOZINSKI, Caleb	0-0	.000	0-0	.000	0-0	.000	0	0.0	0-0	.000	0-0	.000	0-0	.000	0	0.0					
<b>Totals</b>	<b>1056-2174</b>	<b>.486</b>	<b>322-912</b>	<b>.353</b>	<b>422-588</b>	<b>.718</b>	<b>2856</b>	<b>79.3</b>	<b>602-1214</b>	<b>.496</b>	<b>175-486</b>	<b>.360</b>	<b>228-314</b>	<b>.726</b>	<b>1607</b>	<b>80.4</b>					
<b>Opponent</b>	<b>919-2067</b>	<b>.445</b>	<b>269-776</b>	<b>.347</b>	<b>423-602</b>	<b>.703</b>	<b>2530</b>	<b>70.3</b>	<b>531-1125</b>	<b>.472</b>	<b>152-414</b>	<b>.367</b>	<b>244-342</b>	<b>.713</b>	<b>1458</b>	<b>72.9</b>					

## 2023-24 GOLDEN EAGLE NEWCOMERS

### Al Amadou, F, Fr., 6-9, 200, Philadelphia, Pa./Chestnut Hill Academy

- In only two seasons at Chestnut Hill, was the school's all-time leader in blocks with 235.
- Averaged 10.0 points, 8.0 rebounds and 5.0 blocks as a senior.

### Caedin Hamilton, F, Fr., 6-9, 240, Santa Maria, Calif./St. Joseph

- Is expected to be a redshirt in 2022-23.
- Led St. Joseph to the state championship game as a senior.

### Zaide Lowery, G, Fr., 6-5, 195, Springfield, Mo./La Lumiere School (Mich.)

- Averaged 13.5 points, 6.2 rebounds and 3.7 assists as a senior at La Lumiere.
- Helped Kickapoo (Mo.) H.S. to Class 6 state championship as a sophomore in 2020-21.

### Tre Norman, G, Fr., 6-4, 205, Boston, Mass./Worcester Academy

- Helped Worcester Academy to NEPSAC Class AA title as a junior.
- A consensus top 100 recruit, averaged 20.0 points at the EYBL Peach Jam in 2021.

### Jack Riley, F, Fr., 6-7, 215, Delafield, Wis./Catholic Memorial

- Was an all-conference selection in his senior season.
- Named Most Improved Player as a senior.





## HEAD COACH SHAKA SMART

**Hired at Marquette:** March 26, 2021

**Coaching File:** Head coach, Texas, (2015-21); Head coach, VCU (2009-15); Assistant coach, Florida (2008-09); Assistant coach, Clemson (2006-08); Assistant coach, Akron (2003-06); Director of Operations, Dayton (2001-03).

**Highlights:** 2023 NCAA (second round); AP, USBWA & NABC Coach of the Year; 2023 BIG EAST Regular Season and Tournament champions,

the first time Marquette had captured either title; 2022 NCAA; In 14 seasons as a head coach, has earned 10 NCAA bids -- five at VCU, three at Texas and two at Marquette. VCU made the Final Four in 2011. Won the NIT in 2019 at Texas. Won the CBI in 2010 at VCU in his first season as a head coach.

**Collegiate File:** Was a four-year starter and a three-year captain at Kenyon College. Still holds the school record in assists for a season (184) and a career (542). Earned All-North Conference honors as a senior. Was named one of 20 student-athletes to the 1999 USA Today All-USA Academic Team. Earned an NCAA Postgraduate Scholarship.

**Education:** B.S., Kenyon College, magna cum laude, 1998. Major: History. He delivered the main commencement address at the Kenyon graduation in 2017. M.A., California (Pa.), Social Science, 2001.

**Personal:** Native of Madison, Wis. Birthdate: 4-8-77. Shaka and his wife, Maya, have one daughter, Zora.

### SMART'S RECORD

Career Record (15 years) ..... 320-162 (.664)  
Texas Record (six years) ..... 109-86 (.559)  
VCU Record (six years) ..... 163-56 (.744)  
Marquette Record (two years) ..... 48-20 (.706)

BIG EAST Regular Season Record (two years) ..... 28-11 (.718)  
BIG EAST Tournament Record (two years) ..... 3-1 (.750)  
BIG EAST Overall Record (two years) ..... 31-12 (.721)

NCAA Record (10 appearances) ..... 9-10 (.474)  
NIT Record (one appearance) ..... 4-0 (1.000)  
CBI Record (one appearance) ..... 4-0 (1.000)

### YEAR-BY-YEAR

	Overall	Conference	Conf. Tourn.	Postseason
2009-10 VCU	27-9	11-7 T5th	2-1	CBI 4-0/1st
2010-11 VCU	28-12	12-5/4th	2-1	NCAA Final 4/5-1
2011-12 VCU	29-7	15-3/2nd	3-0/1st	NCAA 1-1
2012-13 VCU	27-9	12-4/2nd	2-1	NCAA 1-1
2013-14 VCU	26-9	12-4/2nd	2-1	NCAA 1-1
2014-15 VCU	26-10	12-6/T4th	4-0/1st	NCAA 0-1
2015-16 Texas	20-13	11-7/4th	0-1	NCAA 0-1
2016-17 Texas	11-22	4-14/10th	1-1	---
2017-18 Texas	19-15	8-10/T6th	1-1	NCAA 0-1

2018-19 Texas	21-16	8-10/6th	0-1	NIT 4-0/1st
2019-20 Texas	19-12	9-9/T3rd	0-0	---
2020-21 Texas	19-8	11-6/T3rd	3-0/1st	NCAA 0-1
2021-22 Marquette	19-13	11-8/T5th	0-1	NCAA 0-1
2022-23 Marquette	29-7	1st	3-0/1st	NCAA 1-1

### REGULAR SEASON GAMES

**Home Record:** 115-47

**Best Home Record:** 10-0 in 2022-23

**Worst Home Record:** 3-6 in 2014-15

**Most Consecutive Home Wins:** 20 in 2011-12 through 2013-14

**Most Consecutive Home Losses:** 6 in 2014-15

**Road Record:** 72-90

**Best Road Record:** 7-3 in 2022-23

**Worst Road Record:** 1-8 in 2014-15

**Most Consecutive Road Wins:** 5 in 2009-10

**Most Consecutive Road Losses:** 7, 2 in 2013-14 and 5 in 2014-15

**Longest Winning Streak:** 9 games in 2008-09

**Longest Losing Streak:** 6 twice in 2014-15

### BIG EAST REGULAR SEASON RESULTS

Year	Won-Lost	Home	Away	Finish	Championship Seed
2005-06	10-6	7-1	3-5	T-4th	#4
2006-07	10-6	6-2	4-4	T-5th	#6
2007-08	11-7	7-2	4-5	T-5th	#6
2008-09	12-6	7-2	5-4	5th	#5
2009-10	11-7	6-3	5-4	T-5th	#5
2010-11	9-9	6-3	3-6	T-9th	#11
2011-12	14-4	9-0	5-4	2nd	#2
2012-13	14-4	9-0	5-4	T-1st	#3
2013-14	9-9	6-3	3-6	6th	#6
2014-15	4-14	3-6	1-8	T9th	#9
2015-16	8-10	4-5	4-5	7th	#7
2016-17	10-8	7-2	3-6	T-3rd	#4
2017-18	9-9	5-4	4-5	T-6th	#7
2018-19	12-6	6-3	6-3	2nd	#2
2019-20	8-10	6-3	2-7	T-6th	#6
2020-21	8-11	3-6	5-5	9th	#9
2021-22	11-8	8-2	3-6	T5th	#5
2022-23	17-3	10-0	7-3	1st	#1

### BIG EAST CHAMPIONSHIP RESULTS (2006-2023)

vs.	Won	Lost
Connecticut	1	0
Creighton	0	1
DePaul	1	0
Georgetown	0	3
Louisville	0	2
Notre Dame	1	1
Pittsburgh	0	2
Providence	1	0
St. John's	6	0
Seton Hall	2	2
Villanova	1	3
West Virginia	1	0
Xavier	1	2
<b>Total</b>	<b>15</b>	<b>16</b>

## 2022-23 RESULTS (29-7, 17-3 BIG EAST) (HOME 16-1/AWAY: 9-4/NEUTRAL: 4-2)

			Attendance	High Scorer/Rebounder
<b>NOVEMBER</b>				
7	Radford	W, 79-69	12,393	Ighodaro 19/Kolek 8
10	Central Michigan	W, 97-73	3,706	Joplin 23/Prosper 6
Gavitt Tipoff Games				
15	at Purdue	L, 75-70	14,876	Joplin 21/Joplin 9
	Long Island	W, 95-58	12,476	Prosper 31/Joplin 7
Rocket Mortgage Tip-Off, Fort Myers, Fla.				
21	vs. Mississippi State	L, 58-55	1,894	Kolek 16/Prosper 9
23	vs. Georgia Tech	W, 84-60	1,691	Jones 19/Ighodaro 10
26	Chicago State	W, 82-68	12,812	Prosper 18/Prosper 11
BIG EAST-Big 12 Battle				
29	#6 Baylor	W, 96-70	14,022	Prosper 24/Ighodaro 7
<b>DECEMBER</b>				
3	Wisconsin	ot L, 80-77	17,760	Jones 26/Jones 6
6	NC Central	W, 90-78	12,244	Prosper 25/Three with 4
11	at Notre Dame	W, 79-64	7,098	Jones 25/Ighodaro 18
16	CREIGHTON	W, 69-58	15,389	Ighodaro 16/Two with 6
20	AT PROVIDENCE	2ot L, 103-98	10,869	Kolek 29/Ighodaro 6
27	SETON HALL	W, 83-69	14,806	Ighodaro 16/Ighodaro 10
31	AT VILLANOVA	W, 68-66	6,501	Mitchell 19/Two with 5
<b>JANUARY</b>				
3	AT ST. JOHN'S	W, 96-85	3,770	Prosper 29/Prosper 7
7	GEORGETOWN	W, 95-73	15,454	Jones 17/Jones 5
11	#6 UCONN	W, 82-76	15,116	Ighodaro 19/Prosper 6
15	#12 XAVIER	L, 80-76	10,508	Kolek 25/Ighodaro 8
18	#22 PROVIDENCE	W, 83-75	14,544	Jones 21/Kolek 8
21	AT SETON HALL	W, 74-53	9,796	Jones 22/Ighodaro 6
28	AT DePAUL	W, 89-69	10,387	Joplin 28/Kolek 9
<b>FEBRUARY</b>				
1	VILLANOVA	W, 73-64	13,344	Kolek 20/Two with 5
4	BUTLER	W, 60-52	17,592	Kolek 13/Joplin 6
7	AT #21 UCONN	L, 87-72	15,564	Kolek 17/Prosper 5
11	AT GEORGETOWN	W, 89-75	7,111	Three with 14/Two with 7
15	#16 XAVIER	W, 69-68	16,041	Mitchell 17/Ighodaro 9
21	AT CREIGHTON	W, 73-71	18,006	Jones 19/Two with 6
25	DePAUL	W, 90-84	17,873	Two with 22/Prosper 6
28	AT BUTLER	W, 72-56	7,511	Kolek 21/Ighodaro 6
<b>MARCH</b>				
4	ST. JOHN'S	W, 96-94	18,012	Jones 23/Prosper 6
9	at St. John's (BET)	W, 72-70	19,812	Kolek 19/Ighodaro 11
10	vs. #11 UConn (BET)	W, 70-68	19,812	Two with 17/Jones 6
11	vs. #15 Xavier (BET)	W, 65-51	19,812	Kolek 20/Ighodaro 9
17	vs. Vermont (NCAA)	W, 78-61	19,564	Jones 19/Mitchell 7
19	vs. Michigan State (NCAA)	L, 69-60	19,566	Prosper 16/Mitchell 8

## CAREER LEADERS

Points	Total-Avg.
Markus Howard, 2016-20	2761-19.7
Jerel McNeal, 2005-09	1985-15.3
Lazar Hayward, 2006-10	1859-13.5
George Thompson, 1966-69	1773-20.4
Dominic James, 2005-09	1749-13.6
Butch Lee, 1974-78	1735-15.1
Travis Diener, 2001-05	1691-14.1
Brian Wardle, 1997-01	1690-14.4
Tony Smith, 1986-90	1688-14.8
Wesley Matthews, 2005-09	1673-13.2

Rebounds	Total-Avg.
Don Kojis, 1958-61	1222-15.1
Bo Ellis, 1973-77	1085-9.1
Terry Rand, 1953-56	978-12.7
Walt Mangham, 1957-60	938-12.3
Lazar Hayward, 2006-10	910-6.6
Tom Flynn, 1963-66	771-9.9
Paul Carbins, 1963-67	768-9.7
Trevor Powell, 1987-91	765-6.8
John Glaser, 1955-58	753-10.6
Russ Wittberger, 1951-55	745-7.4

Assists	Total
Tony Miller, 1992-95	956
Dominic James, 2005-09	632
Travis Diener, 2001-05	617
Aaron Hutchins, 1995-98	550
Lloyd Walton, 1974-76	480
Tony Smith, 1987-90	469
Tyler Kolek, 2021-	458
Jerel McNeal, 2005-09	455
Junior Cadougan, 2009-13	435
Cordell Henry, 1999-02	430

Steals	Total
Jerel McNeal, 2005-09	287
Michael Wilson, 1979-82	272
Mandy Johnson, 1982-85	253
Dominic James, 2005-09	238
Glenn Rivers, 1981-83	203
Tony Smith, 1987-90	190
Michael Sims, 1985-88	188
Tony Miller, 1992-95	185
Aaron Hutchins, 1995-98	165
Travis Diener, 2001-05	158
Lazar Hayward, 2006-10	158
Kerry Trotter, 1983-86	158

Blocked Shots	Total
Jim McIlvaine, 1991-94	399
Theo John, 2017-21	191
Amal McCaskill 1992, 94-96	175
Faisal Abraham, 1994-97	172
Luke Fischer, 2014-17	153
Chris Otule, 2008-12	145
Michael Wilson, 1979-82	119
Scott Merritt, 2000-04	113
Walter Downing, 1985-86	103



Jayden Pierre



## QUICK FACTS

**Location:** Providence, R.I.  
**Enrollment:** 4,143  
**Founded:** 1917  
**Nickname:** Friars  
**Colors:** Black, White and Silver  
**Home Court:** Dunkin' Donuts Center (12,410)

## COACHING STAFF

**Head Coach**  
 Kim English (Missouri '99)  
 Office Phone: (401) 865-2266

### Assistant Coaches

Dennis Felton (Howard '85)  
 Tim Fuller (Wake Forest '00)  
 Nate Tomlinson (Colorado '12)

## ADMINISTRATION

**President**  
 Rev. Kenneth R. Sicard, O.P.

**Director of Athletics**  
 Steve Napolillo  
 Athletics Phone: (401) 865-2500

### Associate AD/Communications

Arthur Parks  
 Office Phone: (401) 865-2759  
 Cell Phone: (401) 378-7334  
 Email: aparks@providence.edu

## 2023-24 SCHEDULE

### NOVEMBER

6 Columbia (FS1/FOXSportsapp).....7:00  
 11 Milwaukee (FS2) .....6:00  
 Gavitt Tipoff Games  
 14 Wisconsin (FS1) .....6:00  
 2023 Baha Mar Hoops Bahamas Championship  
 17 vs. Kansas State (CBSSN).....6:00  
 19 vs. Miami/Georgia (CBSSN) ..... 12/2:30  
 24 Lehigh (FS2) .....7:00  
 28 Wagner (FS1) .....7:00

### DECEMBER

2 Rhode Island (FS1).....7:30  
 BIG EAST-Big 12 Battle  
 5 at Oklahoma (ESPNU) .....7:00  
 10 Brown (CBSSN).....Noon  
 16 Sacred Heart (FS1).....1:30  
 19 MARQUETTE (FS1).....8:30  
 23 BUTLER (FS1) .....Noon

### JANUARY

3 SETON HALL (FS1).....6:30  
 6 AT CREIGHTON (FS1) .....2:00  
 10 AT ST. JOHN'S<sup>MSG</sup> (FS1) .....6:30  
 13 XAVIER (FS1).....2:00  
 17 AT DePAUL (FS1).....9:00  
 24 AT SETON HALL (FS1).....6:30  
 27 GEORGETOWN (FOX) .....12:30  
 31 AT UCONN (FS1) .....8:30

### FEBRUARY

4 AT VILLANOVA<sup>WF</sup> (FS1) .....6:00  
 7 CREIGHTON (FS2) .....8:30  
 10 AT BUTLER (FS1) .....2:00  
 13 ST. JOHN'S (CBSSN).....7:00  
 17 DePAUL (FS1).....7:30  
 21 AT XAVIER (CBSSN) .....8:00  
 28 AT MARQUETTE (FS1).....7:00

### MARCH

2 VILLANOVA (FOX).....Noon  
 5 AT GEORGETOWN (FS1).....7:00  
 9 UCONN (FOX).....TBD

<sup>MSG</sup> Madison Square Garden; <sup>WF</sup> Wells Fargo Center; All times are Eastern.

## 2023-24 ROSTER

No.	Name	Pos.	Ht.	Wt.	Yr.	Hometown/Previous School
0	Ticket Gaines	G	6-7	190	Gr.	Buffalo, N.Y./George Mason
1	Jayden Pierre	G	6-2	180	So.	Elizabeth, N.J./Long Is. Lutheran
2	Donovan Santoro	F	6-8	205	Fr.	Los Angeles, Calif./Southern California Acad.
3	Garwey Dual	G	6-5	190	Fr.	Houston, Texas/Southern California Academy
4	Justyn Fernandez	G	6-5	208	So.	Richmond, Va./George Mason
10	Rich Barron	F/G	6-5	220	Fr.	Chicago, Ill./St. Ignatius
12	Eli DeLaurier	F	6-10	220	Fr.	Shipman, Va./Miller School
13	Josh Oduro	F	6-9	240	Gr.	Gainesville, Va./George Mason
14	Corey Floyd, Jr.	G	6-4	210	R-So.	Franklin, N.J./UConn
22	Devin Carter	G	6-3	195	Jr.	Miami, Fla./South Carolina
23	Bryce Hopkins	F/G	6-7	220	Jr.	Oak Park, Ill./Kentucky
24	Luke Fonts	G	6-1	190	Jr.	Portsmouth, R.I./Portsmouth Abbey
30	Rafael Castro	F	6-11	220	R-So.	Dover, N.J./Dover
33	Kieran O'Haire	F	6-2	190	Jr.	Menands, N.Y./Albany Academy

## Summary

Player	Overall Statistics										Conference Statistics									
	GP-GS	MIN/G	FG%	3FG%	FT%	R/G	A/G	STL	BLK	PTS/G	GP-GS	MIN/G	FG%	3FG%	FT%	R/G	A/G	STL	BLK	PTS/G
HOPKINS, Bryce	33-33	34.9	.452	.364	.759	8.5	2.3	27	20	15.8	20-20	36.3	.445	.417	.764	8.6	2.1	18	17	16.7
CROSWELL, Ed	33-33	28.8	.612	.500	.660	7.5	0.7	38	30	13.3	20-20	32.0	.606	.500	.676	8.3	1.1	18	20	14.3
CARTER, Devin	33-33	32.0	.427	.299	.720	4.9	2.5	59	35	13.0	20-20	33.9	.429	.320	.727	5.3	3.1	37	27	14.4
LOCKE, Noah	33-32	27.8	.429	.385	.794	2.3	0.9	14	1	11.0	20-20	29.8	.455	.413	.818	2.4	0.8	8	1	11.8
BYNUM, Jared	29-24	27.6	.384	.319	.831	2.4	4.3	25	4	10.0	16-12	27.1	.423	.414	.829	3.0	3.9	15	1	10.9
BREED, Alyn	32-9	18.4	.398	.277	.826	2.4	1.5	24	0	4.8	20-8	20.3	.312	.219	.867	2.8	1.7	15	0	4.6
MOORE, Clifton	33-1	13.2	.484	.261	.737	3.4	0.3	12	39	4.6	20-0	11.0	.421	.154	.700	3.0	0.4	5	16	2.9
FLOYD, JR., Corey	29-0	9.6	.446	.419	.846	1.2	0.4	8	2	2.6	20-0	9.0	.375	.389	.900	1.1	0.5	5	1	2.0
PIERRE, Jayden	33-0	11.0	.427	.545	.800	1.0	1.9	8	3	2.5	20-0	9.2	.394	.500	1.000	0.8	1.4	1	2	1.8
CASTRO, Rafael	26-0	6.5	.514	.000	.625	2.1	0.3	10	13	1.8	15-0	3.9	.364	.000	.667	1.0	0.3	2	5	0.7
FONTS, Luke	4-0	1.3	.000	.000	.000	0.0	0.3	0	0	0.0	1-0	0.3	.000	.000	.000	0.0	0.0	0	0	0.0
O'HAIRE, Kieran	5-0	1.2	.000	.000	.000	0.4	0.2	1	0	0.0	2-0	0.9	.000	.000	.000	0.0	0.0	0	0	0.0
<b>Totals</b>	<b>33</b>		<b>.456</b>	<b>.346</b>	<b>.742</b>	<b>38.1</b>	<b>14.6</b>	<b>226</b>	<b>147</b>	<b>77.3</b>	<b>20</b>		<b>.449</b>	<b>.370</b>	<b>.752</b>	<b>38.4</b>	<b>14.3</b>	<b>124</b>	<b>90</b>	<b>77.5</b>
<b>Opponent</b>	<b>33</b>		<b>.440</b>	<b>.338</b>	<b>.745</b>	<b>32.4</b>	<b>12.7</b>	<b>199</b>	<b>130</b>	<b>71.0</b>	<b>20</b>		<b>.453</b>	<b>.318</b>	<b>.720</b>	<b>33.1</b>	<b>13.2</b>	<b>115</b>	<b>88</b>	<b>73.5</b>

## Scoring

Player	Overall Statistics								Conference Statistics							
	FG-FGA	FG%	3FG-3FGA	3FG%	FT-FTA	FT%	PTS	PTS/G	FG-FGA	FG%	3FG-3FGA	3FG%	FT-FTA	FT%	PTS	PTS/G
HOPKINS, Bryce	174-385	.452	28-77	.364	145-191	.759	521	15.8	110-247	.445	20-48	.417	94-123	.764	334	16.7
CROSWELL, Ed	172-281	.612	1-2	.500	93-141	.660	438	13.3	106-175	.606	1-2	.500	73-108	.676	286	14.3
CARTER, Devin	141-330	.427	35-117	.299	113-157	.720	430	13.0	96-224	.429	24-75	.320	72-99	.727	288	14.4
LOCKE, Noah	132-308	.429	72-187	.385	27-34	.794	363	11.0	86-189	.455	45-109	.413	18-22	.818	235	11.8
BYNUM, Jared	96-250	.384	38-119	.319	59-71	.831	289	10.0	58-137	.423	29-70	.414	29-35	.829	174	10.9
BREED, Alyn	51-128	.398	13-47	.277	38-46	.826	153	4.8	29-93	.312	7-32	.219	26-30	.867	91	4.6
MOORE, Clifton	59-122	.484	6-23	.261	28-38	.737	152	4.6	24-57	.421	2-13	.154	7-10	.700	57	2.9
FLOYD, JR., Corey	25-56	.446	13-31	.419	11-13	.846	74	2.6	12-32	.375	7-18	.389	9-10	.900	40	2.0
PIERRE, Jayden	32-75	.427	12-22	.545	8-10	.800	84	2.5	13-33	.394	5-10	.500	4-4	1.000	35	1.8
CASTRO, Rafael	19-37	.514	0-4	.000	10-16	.625	48	1.8	4-11	.364	0-1	.000	2-3	.667	10	0.7
FONTS, Luke	0-0	.000	0-0	.000	0-0	.000	0	0.0	0-0	.000	0-0	.000	0-0	.000	0	0.0
O'HAIRE, Kieran	0-3	.000	0-1	.000	0-0	.000	0	0.0	0-1	.000	0-0	.000	0-0	.000	0	0.0
<b>Totals</b>	<b>901-1975</b>	<b>.456</b>	<b>218-630</b>	<b>.346</b>	<b>532-717</b>	<b>.742</b>	<b>2552</b>	<b>77.3</b>	<b>538-1199</b>	<b>.449</b>	<b>140-378</b>	<b>.370</b>	<b>334-444</b>	<b>.752</b>	<b>1550</b>	<b>77.5</b>
<b>Opponent</b>	<b>872-1980</b>	<b>.440</b>	<b>225-665</b>	<b>.338</b>	<b>374-502</b>	<b>.745</b>	<b>2343</b>	<b>71.0</b>	<b>545-1204</b>	<b>.453</b>	<b>130-409</b>	<b>.318</b>	<b>249-346</b>	<b>.720</b>	<b>1469</b>	<b>73.5</b>

## 2023-24 FRIAR NEWCOMERS

### Rich Barron, F-G, Fr., 6-5, 220, Chicago, Ill./St. Ignatius

- Averaged 16.5 points, 4.8 rebounds and 3.0 assists as a senior at St. Ignatius.
- Named IBCA 3A All-State First Team.

### Eli DeLaurier, F, Fr., 6-10, 220, Shipman, Va./Miller School

- Averaged 15.9 points and 6.5 rebounds as a senior.
- Helped Miller School advance to the state finals in his senior season.

### Garwey Dual, G, Fr., 6-5, 180, Carmel, Ind./Southern California Academy (Calif.)

- Averaged 16.2 points, 7.0 assists and 3.0 steals as a senior at Southern California Academy.
- Is rated a four-star recruit by multiple national scouting outlets.

### Justin Fernandez, G, So., 6-5, 200, Richmond, Va./George Mason

- Averaged 18.3 minutes and 5.6 points last season at George Mason.
- Shot 35.2 percent from 3-point range in Atlantic 10 play.

### Ticket Gaines, G, Gr., 6-7, 181, Buffalo, N.Y./George Mason

- In 2022-23 at George Mason, averaged 7.6 points and 6.1 rebounds.
- Averaged 10.2 points and a team-leading 8.1 boards in 2021-22.

### Josh Odoro, F, Fr., 6-9, 235, Gainesville, Va./George Mason

- Led the Atlantic 10 in rebounding with a 9.1 mark last season while also averaging 17.6 points.
- In 2021-22, led the Atlantic-10 in scoring with a 17.7 average.

### Donovan Santoro, F, Fr., 6-8, 185, Austin, Texas/Southern California Academy (Calif.)

- Averaged 14.0 points and shot 40 percent from 3-point range at Southern California Academy.
- In 2020-21, helped Westlake H.S. (Texas) post a 38-2 record and reach state semifinals.



## HEAD COACH KIM ENGLISH

**Hired at Providence:** March 23, 2023

**Coaching File:** Head coach, George Mason, head coach, 2021-23; Assistant coach, Tennessee, 2019-21; Assistant coach, Colorado, 2017-19; Assistant coach, Tulsa, 2015-17.

**Highlights:** In 2022-23, led George Mason to program records in the Atlantic 10 with 11 league victories and a five seed in the A-10 Tournament. George Mason won 20 games first

the first time since 2016-17.

**Collegiate File:** Played for coaches Mike Anderson and Frank Haith at Missouri from 2008-12; Scored more than 1,500 career points and averaged 11.0 points and 3.0 rebounds. Earned All-Big 12 Third Team honors as a sophomore and senior. Was named the Most Outstanding Player in the 2012 Big 12 Tournament. He tied the school record with two teammates with 107 career wins. The team won a school-record 31 games and advanced to the NCAA Elite Eight in 2009. Was a second-round pick in the 2012 NBA Draft by the Detroit Pistons and played 41 games in 2012-13 and briefly with the Chicago Bulls in 2014.

**Education:** B.A., General Studies, Missouri, 2012.

**Personal:** A native of Baltimore, Md., he attended Randallstown H.S. and earned Baltimore Sun All-Metro honors before playing his postgrad year at Notre Dame Prep in Fitchburg, Mass.

## ENGLISH'S RECORD

Career Record (two years)..... 35-29 (.547)  
George Mason Record (two years)..... 35-29 (.547)

BIG EAST Record -- First Year of BIG EAST play

## YEAR-BY-YEAR

	Overall	Conference	Conf. Tourn.	Postseason
2021-22	George Mason 14-16	7-9/T5th	0-1	
2022-23	George Mason 21-13	12-7/T5th	0-1	

## BIG EAST REGULAR SEASON RESULTS

Year	Won-Lost	Home	Away	Finish	Championship Seed
1979-80	0-6	0-3	0-3	7th	#7
1980-81	3-11	2-5	1-6	8th	#8
1981-82	2-12	2-5	0-7	7th (tie)	#7
1982-83	4-12	2-6	2-6	8th	#8
1983-84	5-11	4-4	1-7	7th (tie)	#8
1984-85	3-13	2-6	1-7	8th	#8
1985-86	7-9	4-4	3-5	5th	#5
1986-87	10-6	6-2	4-4	4th (tie)	#4
1987-88	5-11	5-3	0-8	8th	#8
1988-89	7-9	4-4	3-5	5th (tie)	#6
1989-90	8-8	4-4	4-4	5th (tie)	#6
1990-91	7-9	6-2	1-7	7th (tie)	#7
1991-92	6-12	4-5	2-7	9th	#9
1992-93	9-9	6-3	3-6	4th (tie)	#5
1993-94	10-8	8-1	2-7	4th (tie)	#4
1994-95	7-11	5-4	2-7	6th (tie)	#6
1995-96	9-9	5-4	4-5	3rd, BE 7	#6
1996-97	10-8	7-2	3-6	2nd BE 7	#4
1997-98	7-11	4-5	3-6	4th, BE 7	#8
1998-99	9-9	4-5	5-4	6th (tie)	#7
1999-00	4-12	2-6	2-6	12th	#12
2000-01	11-5	6-2	5-3	2nd, East	#2 East
2001-02	6-10	5-3	1-7	6th, East	#6 East
2002-03	8-8	5-3	3-5	3rd (tie), East	#3 East
2003-04	11-5	5-3	6-2	3rd (tie)	#3
2004-05	4-12	2-6	2-6	9th	#9
2005-06	5-11	3-5	2-6	13th	(DNQ)
2006-07	8-8	6-2	2-6	10th	#10
2007-08	6-12	4-5	2-7	12th (tie)	#2
2008-09	10-8	6-3	4-5	7th (tie)	#8
2009-10	4-14	2-7	2-7	15th	#15
2010-11	4-14	4-5	0-9	14th	#14
2011-12	4-14	3-6	1-8	15th	#15
2012-13	9-9	5-4	4-5	9th (tie)	#9
2013-14	10-8	6-3	4-5	3rd (tie)	#4
2014-15	11-7	6-3	5-4	4th	#4
2015-16	10-8	5-4	5-4	4th (tie)	#4
2016-17	10-8	6-3	4-5	3rd (tie)	#3
2017-18	10-8	6-3	4-5	3rd (tie)	#5
2018-19	7-11	4-5	3-6	8th (tie)	#8
2019-20	12-6	7-2	5-4	4th	#4
2020-21	9-10	6-3	3-7	6th	#6
2021-22	14-3	8-1	6-2	1st	#1
2022-23	13-7	8-2	5-5	T4th	#5

## REGULAR SEASON GAMES

**Home Record:** 204-166

**Best Home Record:** 8-1 in 1993-94 and 2021-22

**Worst Home Record:** 0-3 in 1979-80

**Most Consecutive Home Wins:** 8 in 2022-23

**Most Consecutive Home Losses:** 7 over 1979-80/80-81 seasons

**Road Record:** 124-246

**Best Road Record:** 6-2 in 2003-04 and 2021-22

**Worst Road Record:** 0-9 in 2010-11

**Most Consecutive Road Wins:** 4 in 2021-22

**Most Consecutive Road Losses:** 15 over 2009-10 and 2010-11 seasons

**Longest Winning Streak:** 8 games in 2021-22

**Longest Losing Streak:** 11 games over 1979-80/80-81 seasons

**Longest Losing Streak (single season):** 10 games in 2009-10

## 2022-23 RESULTS (21-12, 13-7 BIG EAST)

(HOME: 15-2/AWAY: 6-6/NEUTRAL: 0-4)

			Attendance	High Scorer/Rebounder
<b>NOVEMBER</b>				
8	Rider	W, 66-65	11,018	Hopkins 18/Croswell 10
12	Northeastern	W, 89-65	12,011	Bynum 21/Hopkins 11
15	at Stonehill College	W, 100-76	5,887	Three with 16/Croswell 9
2022 Basketball Hall of Fame Tip-Off				
19	vs. Miami (FL.)	L, 74-64		Hopkins 16/Hopkins 8
20	vs. St. Louis	L, 76-73		Hopkins 20/Croswell 10
23	Merrimack College	W, 71-57	8,269	Croswell 17/Carter 10
26	Columbia	W, 78-64	9,215	Two with 13/Hopkins 7
BIG EAST-Big 12 Battle				
30	at TCU	L, 75-62	5,593	Two with 17/Castro 7
<b>DECEMBER</b>				
3	at Rhode Island	W, 88-74	7,662	Three with 14/Hopkins 15
7	Manhattan	W, 99-59	5,822	Hopkins 22/Hopkins 11
10	Albany	W, 93-55	8,229	Croswell 18/Castro 10
17	AT SETON HALL	W, 71-67	10,147	Hopkins 24/Hopkins 10
20	#24 MARQUETTE	2ot W, 103-98	10,869	Hopkins 29.Hopkins 23
29	AT BUTLER	W, 72-52	7,577	Carter 21/Croswell 10
<b>JANUARY</b>				
1	AT DEPAUL	W, 74-59	3,316	Carter 22/Croswell 10
4	#4 UCONN	W, 73-61	12,400	Hopkins 27/Croswell 13
7	ST. JOHN'S	W, 83-80	12,401	Lcoke 20/Croswell 9
14	AT CREIGHTON	L, 73-67	17,443	Hopkins 20/Two with 10
18	AT #20 MARQUETTE	L, 83-75	14,544	Croswell 20/Hopkins 10
21	DePAUL	W, 75-64	12,400	Locke 29/Hopkins 11
25	BUTLER	W, 79-58	10,869	Hopkins 16/Carter 10
29	AT VILLANOVA	W, 70-65	15,053	Bynum 19/Hopkins 9
<b>FEBRUARY</b>				
1	AT #16 XAVIER	ot L, 85-83	10,334	Locke 22/Hopkins 13
8	GEORGETOWN	W, 74-62	11,892	Hopkins 17/Carter 9
11	AT ST. JOHN'S MSG	L, 73-68	10,210	Hopkins 29/Hopkins 9
14	#18 CREIGHTON	2ot W, 94-86	12,400	Carter 25/Hopkins 9
18	VILLANOVA	W, 85-72	12,659	Croswell 21/Hopkins 12
22	AT UCONN	L, 87-69	10,167	Hopkins 16/Croswell 5
26	AT GEORGETOWN	W, 88-68	7,085	Croswell 25/Croswell 13
<b>MARCH</b>				
1	#19 XAVIER	L, 94-89	12,400	Two with 17/Croswell 13
4	SETON HALL	L, 82-58	11,589	Carter 14/Croswell 9
9	vs. #11 UConn (BET)	L, 73-66	19,812	Hopkins 16/Hopkins 7
17	vs. Kentucky (NCAA)	L, 61-53	17,150	Croswell 16/Hopkins 8

## BIG EAST CHAMPIONSHIP RESULTS (1980-2023)

vs.	Won	Lost	vs.	Won	Lost	vs.	Won	Lost
Butler	3	0	Louisville	0	1	Syracuse	1	2
Boston College	1	1	Marquette	0	1	Villanova	1	10
Cincinnati	0	1	Notre Dame	1	0	West Virginia	2	3
Connecticut	2	2	Pittsburgh	0	1	Xavier	1	0
Creighton	2	2	Rutgers	1	0	<b>Total</b>	<b>25</b>	<b>39</b>
DePaul	1	1	St. John's	5	2			
Georgetown	1	7	Seton Hall	3	5			

## CAREER LEADERS

Points	Total-Avg.
Ryan Gomes, 2001-05	2138-18.4
LaDontae Henton, 2011-15	2059-15.3
Jimmy Walker, 1963-67	2045-25.2
Eric Murdock, 1987-91	2021-17.3
Bryce Cotton, 2010-14	1975-15.2
Jamel Thomas, 1995-99	1971-15.9
Marvin Barnes, 1970-74	1839-20.7
Joe Hassett, 1973-77	1828-14.7
Bruce Campbell, 1974-78	1809-14.8
Ernie DiGregorio, 1969-73	1760-20.5

Rebounds	Total-Avg.
Marvin Barnes, 1970-74	1592-17.9
Jim Hadnot, 1958-62	1299-15.5
John Thompson, 1960-64	1061-13.4
Geoff McDermott, 2005-09	1055-8.7
LaDontae Henton, 2011-15	1,054-7.8
Michael Smith, 1991-94	1038-11.4
Ryan Gomes, 2001-05	1028-8.9
Bruce Campbell, 1974-78	949-7.8
Otis Thorpe, 1980-84	902-7.8
Alpha Diallo, 2016-20	833-6.4

Assists	Total
Vincent Council, 2009-13	725
Ernie DiGregorio, 1969-73	662
Kyron Cartwright, 2014-18	646
Kris Dunn, 2012-16	552
Billy Donovan, 1983-87	546
Carlton Screen, 1986-90	532
Ricky Tucker, 1979-83	520
Bob Misevicius, 1974-78	490
Eric Murdock, 1987-91	487
Vinnie Ernst, 1959-63	487

Steals	Total
John Linehan, 1997-02	385
Eric Murdock, 1987-91	376
Carlton Screen, 1986-90	226
Kris Dunn, 2012-16	208
Harold Starks, 1982-86	207
Geoff McDermott, 2005-09	205
Corey Wright, 1996-99	181
Ryan Gomes, 2001-05	181
Joe Hassett, 1973-77	176
Michael Brown, 1992-96	174

Blocked Shots	Total
Marvin Barnes, 1970-74	333
Marcus Douthit, 2000-04	295
Bob Cooper, 1973-77	284
Herbert Hill, 2004-07	189
Steve Wright, 1984-88	184
Rich Hunger, 1977-81	166
Carson Desrosiers, 2011-15	161
Randall Hanke, 2004-09	155
Rich Hunger, 1977-81	144
Bilal Dixon, 2009-12	141





Joel Soriano



## QUICK FACTS

**Location:** Queens, N.Y.  
**Enrollment:** 20,729  
**Founded:** 1870  
**Nickname:** Red Storm  
**Colors:** Red and White  
**Home Courts:**  
 Carnesecca Arena (5,602)  
 Madison Square Garden (19,786)

## COACHING STAFF

**Head Coach**  
 Rick Pitino (Massachusetts '74)  
 Office Phone: (718) 990-6225

**Associate Head Coach:**  
 Steve Masiello (Manhattan '02)

**Assistant Coaches:**  
 Van Macon (Southampton '94)  
 Ricky Johns (Utah '07)

## ADMINISTRATION

**President**  
 Rev. Brian J. Shanley, O.P.

**Director of Athletics**  
 Mike Cragg  
 Athletics Phone: (718) 990-6138

**Associate AD/Communications**  
 Steve Dombroski  
 Office Phone: (718) 990-6897  
 Cell Phone: (518) 928-6103  
 Email: dombross@stjohns.edu

## 2023-24 SCHEDULE

**NOVEMBER**

7 Stony Brook (FS1) ..... 7:00  
 Gavitt Tipoff Games  
 13 Michigan<sup>MSG</sup> (FS1) ..... 6:30  
 Shriners Children's Charleston Classic  
 16 vs. North Texas (ESPNU) ..... 1:30  
 17 vs. Dayton/LSU (TBD) ..... TBD  
 19 vs. TBD (TBD) ..... TBD  
 25 Holy Cross (FS2) ..... 7:00

**DECEMBER**

BIG EAST/Big 12 Battle  
 1 at West Virginia (ESPN2) ..... 7:00  
 6 Sacred Heart (CBSSN) ..... 7:00  
 NABC Brooklyn Showcase  
 10 vs. Boston College<sup>BC</sup> (TBD) ..... 4:30  
 16 Fordham<sup>MSG</sup> (FS1) ..... 3:30  
 20 XAVIER (FS1) ..... 7:00  
 23 AT UCONN (FOX) ..... 8:00  
 30 Hofstra<sup>UBS</sup> (FS1) ..... Noon

**JANUARY**

2 BUTLER (FS1) ..... 8:30  
 6 AT VILLANOVA (FOX) ..... 1:00  
 10 PROVIDENCE<sup>MSG</sup> (FS1) ..... 6:30  
 13 AT CREIGHTON (FOX) ..... 1:00  
 16 AT SETON HALL (FS1) ..... 8:30  
 20 MARQUETTE<sup>MSG</sup> (FOX) ..... Noon  
 24 VILLANOVA<sup>MSG</sup> (FS1) ..... 8:30  
 31 AT XAVIER (FS1) ..... 6:30

**FEBRUARY**

3 UCONN<sup>MSG</sup> (FOX) ..... Noon  
 6 DePAUL<sup>UBS</sup> (FS1) ..... 6:30  
 10 AT MARQUETTE (FS1) ..... 6:00  
 13 AT PROVIDENCE (CBSSN) ..... 7:00  
 18 SETON HALL<sup>UBS</sup> (FS1) ..... 5:00  
 21 AT GEORGETOWN (FS1) ..... 7:00  
 25 CREIGHTON<sup>MSG</sup> (CBS) ..... Noon  
 28 AT BUTLER (CBSSN) ..... 8:30

**MARCH**

5 AT DePAUL (FS1) ..... 9:00  
 9 GEORGETOWN<sup>MSG</sup> (FOX) ..... Noon

<sup>MSG</sup> Madison Square Garden; <sup>BC</sup> Barclays Center; <sup>UBS</sup> UBS Arena; All times are Eastern.

## 2023-24 ROSTER

No.	Name	Pos.	Ht.	Wt.	Yr.	Hometown/Previous School
0	Cruz Davis	G	6-3	172	So.	Plano, Texas/Iona
2	Sadiku Ibine Ayo	F	6-6	205	So.	Asabi-Kumasi, Ghana/Iona
3	Jordan Dingle	G	6-3	196	Sr.	Valley Stream, N.Y./Penn
4	Nahiem Alleyne	G	6-4	200	Gr.	Buford, Ga./UConn
5	Daniss Jenkins	G	6-4	180	Gr.	Dallas, Texas/Iona
7	Simeon Wilcher	G	6-4	180	Fr.	Plainfield, N.J./Roselle Catholic
8	Chris Ledlum	G/F	6-6	225	Gr.	Brooklyn, N.Y./Harvard
11	Joel Soriano	C	6-11	255	Gr.	Yonkers, N.Y./Fordham
21	RJ Luis	G	6-7	196	So.	Miami, Fla./UMass
24	Zuby Ejiolor	F	6-9	237	So.	Garland, Texas/Kansas
30	Sean Conway	G	6-4	200	Gr.	Fairfield, Conn./VMI
35	Glenn Taylor Jr.	F	6-6	205	Jr.	Las Vegas, Nev./Oregon State
44	Brady Dunlap	F	6-7	190	Fr.	Newhall, Calif./Harvard-Westlake
55	Drissa Traore	F	6-8	215	R-So.	New York, N.Y./Long Island Lutheran

## Summary

Player	Overall Statistics											Conference Statistics										
	GP-GS	MIN/G	FG%	3FG%	FT%	R/G	A/G	STL	BLK	PTS/G	GP-GS	MIN/G	FG%	3FG%	FT%	R/G	A/G	STL	BLK	PTS/G		
SORIANO, Joel	33-33	30.5	.563	.000	.730	11.9	1.3	10	47	15.2	20-20	31.5	.555	.000	.771	11.5	1.5	9	26	15.3		
JONES, David	31-17	25.7	.392	.294	.785	6.8	1.6	39	12	13.2	18-6	24.8	.387	.328	.765	6.3	1.3	16	7	11.7		
ALEXANDER, Posh	30-28	32.8	.400	.232	.724	3.9	4.2	61	4	10.2	18-16	32.3	.412	.231	.717	4.1	4.1	35	1	10.7		
CURBELO, Andre	26-16	27.3	.424	.294	.705	2.8	4.3	52	5	9.6	15-5	26.1	.393	.267	.636	2.3	3.9	32	2	8.5		
MATHIS, Montez	14-14	27.2	.462	.405	.676	1.9	0.7	17	3	9.6	5-5	24.8	.405	.412	.429	1.2	0.8	5	1	8.8		
ADDAE-WUSU, Dylan	32-19	26.9	.426	.364	.691	4.4	2.4	51	3	9.3	20-17	29.8	.430	.373	.690	4.3	3.0	36	3	10.3		
STORR, AJ	33-17	21.1	.434	.404	.750	1.9	0.8	13	6	8.8	20-15	24.3	.443	.397	.737	2.4	0.9	8	5	10.5		
PINZON, Rafael	19-2	15.7	.421	.356	.643	1.9	1.1	6	0	6.1	11-1	17.6	.435	.333	.700	1.3	1.4	5	0	6.3		
STANLEY, O'Mar	31-18	15.1	.649	.455	.556	2.7	0.4	13	24	4.7	20-14	14.2	.690	.571	.571	2.5	0.4	8	12	4.8		
KING, Kolby	26-0	7.7	.308	.304	.545	1.1	0.6	4	1	1.7	16-0	7.7	.290	.308	.500	1.4	0.7	1	1	1.5		
NYIWE, Esahia	27-1	8.2	.552	.000	.286	1.5	0.1	3	15	1.4	19-1	8.4	.545	.000	.316	1.5	0.2	2	10	1.6		
KEITA, Mohamed	7-0	3.4	1.000	.000	.000	0.0	0.1	1	2	0.9	1-0	1.4	.000	.000	.000	0.0	0.0	0	0	0.0		
TRAORE, Drissa	14-0	3.5	.400	.167	.000	0.7	0.1	1	1	0.6	6-0	4.8	.375	.200	.000	0.5	0.0	0	1	1.2		
WILLIAMS, Parker	4-0	0.8	.000	.000	.000	0.0	0.0	0	0	0.0	2-0	0.5	.000	.000	.000	0.0	0.0	0	0	0.0		
SIMPSON, Jason	3-0	1.0	.000	.000	.000	0.0	0.0	1	0	0.0	2-0	1.2	.000	.000	.000	0.0	0.0	1	0	0.0		
<b>Totals</b>	<b>33</b>		<b>.449</b>	<b>.331</b>	<b>.699</b>	<b>40.1</b>	<b>15.2</b>	<b>272</b>	<b>123</b>	<b>77.3</b>	<b>20</b>		<b>.448</b>	<b>.343</b>	<b>.691</b>	<b>37.8</b>	<b>15.2</b>	<b>158</b>	<b>69</b>	<b>76.1</b>		
<b>Opponent</b>	<b>33</b>		<b>.434</b>	<b>.345</b>	<b>.720</b>	<b>35.7</b>	<b>15.4</b>	<b>271</b>	<b>108</b>	<b>75.2</b>	<b>20</b>		<b>.453</b>	<b>.367</b>	<b>.740</b>	<b>37.1</b>	<b>16.3</b>	<b>173</b>	<b>76</b>	<b>80.1</b>		

## Scoring

Player	Overall Statistics								Conference Statistics							
	FG-FGA	FG%	3FG-3FGA	3FG%	FT-FTA	FT%	PTS	PTS/G	FG-FGA	FG%	3FG-3FGA	3FG%	FT-FTA	FT%	PTS	PTS/G
SORIANO, Joel	188-334	.563	0-0	.000	127-174	.730	503	15.2	116-209	.555	0-0	.000	74-96	.771	306	15.3
JONES, David	158-403	.392	42-143	.294	51-65	.785	409	13.2	82-212	.387	21-64	.328	26-34	.765	211	11.7
ALEXANDER, Posh	110-275	.400	16-69	.232	71-98	.724	307	10.2	70-170	.412	9-39	.231	43-60	.717	192	10.7
CURBELO, Andre	104-245	.424	10-34	.294	31-44	.705	249	9.6	55-140	.393	4-15	.267	14-22	.636	128	8.5
MATHIS, Montez	48-104	.462	15-37	.405	23-34	.676	134	9.6	17-42	.405	7-17	.412	3-7	.429	44	8.8
ADDAE-WUSU, Dylan	109-256	.426	43-118	.364	38-55	.691	299	9.3	74-172	.430	28-75	.373	29-42	.690	205	10.3
STORR, AJ	106-244	.434	38-94	.404	42-56	.750	292	8.8	78-176	.443	25-63	.397	28-38	.737	209	10.5
PINZON, Rafael	45-107	.421	16-45	.356	9-14	.643	115	6.1	27-62	.435	8-24	.333	7-10	.700	69	6.3
STANLEY, O'Mar	63-97	.649	5-11	.455	15-27	.556	146	4.7	40-58	.690	4-7	.571	12-21	.571	96	4.8
KING, Kolby	16-52	.308	7-23	.304	6-11	.545	45	1.7	9-31	.290	4-13	.308	2-4	.500	24	1.5
NYIWE, Esahia	16-29	.552	0-3	.000	6-21	.286	38	1.4	12-22	.545	0-2	.000	6-19	.316	30	1.6
KEITA, Mohamed	3-3	1.000	0-0	.000	0-0	.000	6	0.9	0-0	.000	0-0	.000	0-0	.000	0	0.0
TRAORE, Drissa	4-10	.400	1-6	.167	0-0	.000	9	0.6	3-8	.375	1-5	.200	0-0	.000	7	1.2
WILLIAMS, Parker	0-0	.000	0-0	.000	0-0	.000	0	0.0	0-0	.000	0-0	.000	0-0	.000	0	0.0
SIMPSON, Jason	0-0	.000	0-0	.000	0-0	.000	0	0.0	0-0	.000	0-0	.000	0-0	.000	0	0.0
<b>Totals</b>	<b>970-2159</b>	<b>.449</b>	<b>193-583</b>	<b>.331</b>	<b>419-599</b>	<b>.699</b>	<b>2552</b>	<b>77.3</b>	<b>583-1302</b>	<b>.448</b>	<b>111-324</b>	<b>.343</b>	<b>244-353</b>	<b>.691</b>	<b>1521</b>	<b>76.1</b>
<b>Opponent</b>	<b>885-2037</b>	<b>.434</b>	<b>277-802</b>	<b>.345</b>	<b>434-603</b>	<b>.720</b>	<b>2481</b>	<b>75.2</b>	<b>561-1239</b>	<b>.453</b>	<b>176-479</b>	<b>.367</b>	<b>304-411</b>	<b>.740</b>	<b>1602</b>	<b>80.1</b>

## 2023-24 RED STORM NEWCOMERS

### Nahiem Alleyne, G, Gr., 6-4, 195, Buford, Ga./UConn

- Averaged 5.1 points in 17.9 minutes per game last year for UConn's national title team.

### Sean Conway, G, Gr., 6-5, 215, Fairfield, Conn./VMI

- Had 1,006 points, 199 3-pointers and 561 rebounds in four seasons at VMI.

### Cruz Davis, G, So., 6-3, 170, Plano, Texas/Iona

- A unanimous MAAC All-Rookie pick at Iona, averaged 6.5 points in 18.9 minutes per game.

### Jordan Dingle, G, Sr., 6-3, 195/Valley Stream, N.Y./Penn

- Was Ivy League Player of the Year last year at Penn and scored 1,500 points in three seasons.

### Brady Dunlap, F, Fr., 6-7, Newhall, Calif./Harvard-Westlake

- Averaged 17.0 points and led Harvard-Westlake to California Federation state title.

### Zuby Ejiofor, F, So., 6-9, 240, Garland, Texas/Kansas

- Known as a defensive standout, played in 25 last season at Kansas.

### Sadiku Ibine Ayo, F, So., 6-6, 210, Asabi-Kumasi, Ghana/Iona

- Averaged 2.6 points while shooting 38.5 percent from 3-point range at Iona.

### Daniss Jenkins, G, 6-4, 175, Dallas, Texas/Iona

- Earned All-MAAC honors after averaging 15.6 points and leading the league with 4.9 assists.

### Chris Ledlum, F, Gr., 6-6, Brooklyn, N.Y./Harvard

- Averaged 18.8 points, 8.5 rebounds and 1.8 steals for Harvard in 2022-23.

### R.J. Luis, G, So., 6-7, 196, Miami, Fla./UMass

- An A-10 All-Rookie Team pick last year at UMass, averaged 11.5 points and 4.6 rebounds.

### Glenn Taylor, F, Jr., 6-6, 200, Las Vegas, Nev./Oregon State

- Was second in scoring at Oregon State last year with an 11.6 average and a 3.7 rebound mark.

### Simeon Wilcher, G, Fr., 6-4, Plainfield, N.J./Roselle Catholic

- Consensus top-30 prep prospect as a senior at Roselle Catholic.



**HEAD COACH**  
**RICK PITINO**  
**Hired at St. John's:** March 20, 2023

**Coaching File:** Head coach, Iona, 2020-23; Head coach, Panathinaikos B.C., Eurul League, 2018-20; Head coach, Louisville, 2001-16; Head coach, Boston Celtics, 1997-01; Head coach, Kentucky, 1989-97; Head coach, New York Knicks, 1987-89; Head coach, Providence, 1985-87; Assistant coach, New York Knicks, 1983-85; Head coach, Boston U., 1978-83; Assistant coach, Syracuse, 1976-78; Interim head coach (six games), Hawaii, 1976; Assistant coach, Hawaii, 1974-76.

**Highlights:** Inducted into the Naismith Memorial Basketball Hall of Fame in 2013; Was first coach to take three different schools to the Final Four (Providence, Kentucky, Louisville) and the first to win an NCAA title at two schools (Kentucky in 1996, Louisville in 2013). Has the third highest winning percentage (.720) in NCAA Tournament games among all active coaches; His teams have won 14 conference tournament championships and he owns a collective 55-16 (.774) conference tournament record; Won three BIG EAST Tournament crowns at Louisville (2009, 2013, 2013).

**Collegiate File:** Was a standout guard for the UMass Minutemen.

**Education:** Massachusetts, '74.

**Personal:** Birthdate: 9-18-52; A native of New York City, he and his wife, Joanne, have five children, Michael, Christopher, Richard, Ryan and Jacqueline, and 14 grandchildren.

**PITINO'S RECORD**

Career Record (35 years) .....	834-293 (.xxx)
Iona Record (three years) .....	64-22 (.720)
Louisville Record (16 years) .....	416-143 (.744)
Kentucky Record (eight years) .....	219-50 (.814)
Providence Record (two years) .....	42-23 (.646)
Boston U. Record (five years) .....	91-51 (.641)
Hawaii Record (interim head coach) .....	2-4 (.333)
BIG EAST Regular Season Record (10 years) .....	112-60 (.651)
BIG EAST Tournament Record (10 years) .....	14-7 (.667)
BIG EAST Overall Record (10 years) .....	126-67 (.652)

**YEAR-BY-YEAR**

	Overall	Conference	Conf. Tourn.	Postseason
1975-76	Hawaii 2-4			
1978-79	Boston U. 17-9			
1979-80	Boston U. 21-9	19-7/T1st		NIT 1-1
1980-81	Boston U. 13-14	13-13/T4th		---
1981-82	Boston U. 19-9	6-2/4th		---
1982-83	Boston U. 21-10	8-2/T1st		
1985-86	Providence 17-14	7-9/5th	0-1	NIT 2-1
1986-87	Providence 25-9	10-6/4th	1-1	NCAA 4-1
1989-90	Kentucky 14-14	10-8/T4th		
1990-91	Kentucky 22-6	14-4/1st		
1991-92	Kentucky 29-7	12-4/1stEast		NCAA 3-1
1992-93	Kentucky 30-4	13-3/2ndEast		NCAA
1993-94	Kentucky 27-7	12-4/2ndEast		NCAA 1-1
1994-95	Kentucky 28-5	14-2/1stEast		NCAA 3-1
1995-96	Kentucky 34-2	16-0/1stEast		NCAA 6-0/1st
1996-97	Kentucky 35-5	13-3/2ndEast		NCAA 5-1
2001-02	Louisville 19-13	8-8/T8th		NIT 1-1
2002-03	Louisville 25-7	11-5/3rd		NCAA 1-1
2003-04	Louisville 20-10	9-7/T6th		NCAA 0-1
2004-05	Louisville 33-5	14-2/1st		NCAA 4-1
2005-06	Louisville 21-13	6-10/T11th	0-1	NIT 3-1
2006-07	Louisville 24-10	12-4/T2nd	1-1	NCAA 1-1
2007-08	Louisville 27-9	14-4/T2nd	0-1	NCAA 3-1
2008-09	Louisville 31-6	16-2/1st	3-0/1st	NCAA 3-1
2009-10	Louisville 20-13	11-7/T5th	0-1	NCAA 0-1

2010-11	Louisville	25-10	12-6/T3rd	2-1	NCAA 0-1
2011-12	Louisville	30-10	10-8/7th	4-0/1st	NCAA 4-1
2012-13	Louisville	35-5	14-4/T1st	3-0/1st	NCAA 6-0/1st
2013-14	Louisville	31-6	15-3/T1st		NCAA 2-1
2014-15	Louisville	27-9	12-6/4th		NCAA 3-1
2015-16	Louisville	23-8	12-6/4th		---
2016-17	Louisville	25-9	12-5/T2nd		NCAA 1-1
2020-21	Iona	12-6	6-3/T2nd		NCAA 0-1
2021-22	Iona	25-8	17-3/1st		NIT 0-1
2022-23	Iona	27-8	17-3/1st		NCAA 0-1

**REGULAR SEASON GAMES**

**Home Record:** 215-156  
**Best Home Record:** 8-0 in 1985-86, 1999-00; 7-0 in 1980-81  
**Worst Home Record:** 1-8 in 2015-16  
**Most Consecutive Home Wins:** 16 over 1998-99/99-00/00-01 seasons  
**Most Consecutive Home Losses:** 7 games over 1993-94/94-95 seasons  
**Road Record:** 137-225  
**Best Road Record:** 8-0 in 1984-85  
**Worst Road Record:** 0-9 in 2015-16  
**Most Consecutive Road Wins:** 9 over 1984-85/85-86 seasons  
**Most Consecutive Road Losses:** 16 over 2003-04 and 2004-05  
**Longest Winning Streak:** 14 games in 1984-85  
**Longest Losing Streak:** 13 games in 2015-16 and over 2017-18 and 2017-18

**BIG EAST REGULAR SEASON RESULTS**

Year	Won-Lost	Home	Away	Finish	Championship Seed
1979-80	5-1	2-1	3-0	1st (3 tied)	#2
1980-81	8-6	7-0	1-6	3rd (3 tied)	#3
1981-82	9-5	4-3	5-2	3rd	#3
1982-83	12-4	7-1	5-3	1st (3 tied)	#3
1983-84	8-8	5-3	3-5	4th (tie)	#5
1984-85	15-1	7-1	8-0	1st	#1
1985-86	14-2	8-0	6-2	1st (tie)	#1
1986-87	10-6	6-2	4-4	4th (tie)	#5
1987-88	8-8	4-4	4-4	5th (tie)	#5
1988-89	6-10	5-3	1-7	7th (tie)	#8
1989-90	10-6	4-4	6-2	4th	#4
1990-91	10-6	7-1	3-5	2nd	#2
1991-92	12-6	8-1	4-5	1st (tie)	#3
1992-93	12-6	8-1	4-5	2nd	#2
1993-94	5-13	3-6	2-7	9th	#9
1994-95	7-11	4-5	3-6	6th (tie)	#8
1995-96	5-13	4-5	1-8	5th, BE 6	#11
1996-97	8-10	3-6	5-4	4th, BE 6	#10
1997-98	13-5	6-3	7-2	2nd, BE 6	#3
1998-99	14-4	7-2	7-2	3rd	#3
1999-00	12-4	8-0	4-4	3rd	#3
2000-01	8-8	6-2	2-6	3rd (tie), East	#3 East
2001-02	9-7	7-1	2-6	3rd, East	#3 East
2002-03	7-9	3-5	4-4	5th, East	#5 East
2003-04	1-15	1-7	0-8	14th	DNQ
2004-05	3-13	3-5	0-8	11th	N/A
2005-06	5-11	3-5	2-6	13th (tie)	DNQ
2006-07	7-9	6-2	1-7	11th	#11
2007-08	5-13	3-6	2-7	14th	DNQ
2008-09	6-12	5-4	1-8	13th	#13
2009-10	6-12	3-6	3-6	13th	#13
2010-11	12-6	7-2	5-4	3rd (tie)	#5
2011-12	6-12	4-5	2-7	11th (tie)	#12
2012-13	8-10	5-4	3-6	11th	#11
2013-14	10-8	6-3	4-5	T3rd	#5
2014-15	10-8	7-2	3-6	5th	#5
2015-16	1-17	1-8	0-9	10th	#10
2016-17	7-11	5-4	2-7	8th	#8
2017-18	4-14	2-7	2-7	9th (tie)	#9
2018-19	8-10	5-4	3-6	7th	#7
2019-20	5-13	4-5	1-8	8th (tie)	#9
2020-21	10-9	6-3	4-6	4th (tie)	#4
2021-22	8-11	4-5	4-6	7th (tie)	#9
2022-23	7-13	4-6	3-7	8th	#8

## 2022-23 RESULTS (18-14, 7-13 BIG EAST)

(HOME: 12-7/AWAY: 3-8/NEUTRAL: 3-0)

### NOVEMBER

			Attendance	High Scorer/Rebounder
7	Merrimack	W, 97-72	4,505	Jones 21/Soriano 11
12	Lafayette	W, 83-68	3,611	Jones 20/Soriano 10
15	Central Connecticut State	W, 91-74	3,304	Storr 16/Jones 9
Gavitt Tipoff Games				
17	Nebraska	W, 70-50	3,933	Soriano 17/Soriano 18
Empire Classic				
21	vs. Temple <sup>BC</sup>	W, 78-72	6,755	Mathis 16/Soriano 12
22	vs. Syracuse <sup>BC</sup>	ot W, 76-69	5,901	Curbelo 23/Soriano 14
26	Niagara	W, 78-70	3,437	Soriano 21/Soriano 19
29	LIU	W, 95-68	3,901	Curbelo 18/Soriano 10

### DECEMBER

			Attendance	High Scorer/Rebounder
BIG EAST/Big 12 Battle				
4	at #23 Iowa State	L, 71-60	13,377	Alexander 14/Soriano 12
7	DePAUL	W, 86-67	4,285	Soriano 17/Soriano 14
10	New Hampshire	W, 64-51	3,917	Jones 20/Soriano 14
Orange Bowl Classic, Sunrise, Fla.				
17	vs. Florida State	W, 93-79	6,987	Soriano 23/Soriano 12
21	AT VILLANOVA	L, 78-63	6,501	Soriano 17/Soriano 13
28	#22 XAVIER	L, 84-79	4,368	Jones 19/Jones 10
31	AT SETON HALL	L, 88-66	10,481	Soriano 23/Soriano 11

### JANUARY

			Attendance	High Scorer/Rebounder
3	MARQUETTE	L, 96-85	3,770	Soriano 22/Soriano 13
7	AT PROVIDENCE	L, 83-80	12,401	Soriano 16/Soriano 10
10	BUTLER	W, 77-61	3,536	Soriano 20/Soriano 10
15	AT #6 UCONN	W, 85-74	15,564	Soriano 19/Soriano 13
20	VILLANOVA <sup>MSG</sup>	L, 57-49	13,504	Soriano 14/Soriano 16
25	AT CREIGHTON	L, 104-76	17,004	Storr 23/Soriano 9
29	GEORGETOWN <sup>MSG</sup>	W, 75-73	11,455	Jones 17/Soriano 15

### FEBRUARY

			Attendance	High Scorer/Rebounder
1	SETON HALL	L, 84-72	4,977	Storr 15/Soriano 10
4	AT #16 XAVIER	L, 96-71	10,436	Two with 14/Soriano 8
7	AT BUTLER	L, 68-66	6,894	Alexander 17/Soriano 12
11	#20 PROVIDENCE <sup>MSG</sup>	W, 73-68	10,210	Jones 16/Soriano 13
14	AT DePAUL	2ot W, 92-83	3,018	Addae-Wusu 24/Soriano 16
18	#18 CREIGHTON	L, 77-67	5,602	Soriano 15/Soriano 8
22	AT GEORGETOWN	W, 79-70	3,076	Soriano 16/Jones 12
25	UCONN <sup>MSG</sup>	L, 95-86	12,241	Storr 20/Soriano 11

### MARCH

			Attendance	High Scorer/Rebounder
4	AT #6 MARQUETTE	L, 96-94	18,012	Addae-Wusu 25/Soriano 11
8	Butler (BET)	W, 76-63	19,812	Soriano 19/Soriano 15
9	#6 Marquette (BET)	ot L, 72-70	19,812	Two with 16/Soriano 12

<sup>MSG</sup> Madison Square Garden; <sup>BC</sup> Barclays Center

## BIG EAST CHAMPIONSHIP RESULTS (1980-2023)

vs.	Won	Lost	vs.	Won	Lost	vs.	Won	Lost
Boston College	4	2	Miami	2	1	Seton Hall	2	1
Bulter	1	0	Notre Dame	1	1	Syracuse	1	4
Connecticut	4	2	Pittsburgh	2	2	Villanova	5	5
DePaul	2	0	Providence	2	5	Xavier	0	1
Georgetown	4	5	Rutgers	2	0	<b>Total</b>	<b>32</b>	<b>35</b>
Marquette	0	6						

## CAREER LEADERS

Points	Total-Avg.
Chris Mullin, 1981-85	2440-19.5
Malik Sealy, 1988-92	2401-18.9
D'Angelo Harrison, 2011-15	2178-17.4
Felipe Lopez, 1994-98	1927-16.9
Shamorie Ponds, 2016-19	1870-19.5
Bob Zawoluk, 1949-52	1826-20.1
Zendon Hamilton, 1994-98	1810-15.9
George Johnson, 1974-78	1763-15.1
David Russell, 1979-83	1753-14.6
Glenn Williams, 1973-77	1727-14.9

Rebounds	Total-Avg.
George Johnson, 1974-78	1240-10.6
Lloyd "Sonny" Dove, 1964-67	1036-12.5
Tony Jackson, 1958-61	991-13.0
Zendon Hamilton, 1994-98	949-8.3
LeRoy Ellis, 1959-62	927-12.2
Malik Sealy, 1988-92	880-6.9
Mel Davis, 1970-72	845-15.6
David Russell, 1979-83	832-6.9
Wayne McKoy, 1977-81	824-7.0
Charles Minlend, 1992-97	784-6.9

Assists	Total
Mark Jackson, 1983-87	738
Jason Buchanan, 1988-92	665
Eugene Lawrence, 2004-08	520
Frank Alagia, 1972-76	478
Chris Mullin, 1981-85	449
Shamorie Ponds, 2016-19	413
Malik Booth, 2007-11	370
Bernard Rencher, 1977-80	352
Mel Utley, 1972-75	345
Kevin Cluess, 1972-75	319

Steals	Total
Malik Sealy, 1988-92	238
Shamorie Ponds, 2016-19	225
Jason Buchanan, 1988-92	220
Chris Mullin, 1981-85	213
Marcus Hatten, 2001-03	205
Sir'Dominic Pointer, 2011-15	200
Eugene Lawrence, 2004-08	196
D.J. Kennedy, 2007-11	183
Mark Jackson, 1983-87	174
Erick Barkley, 1998-00	167

Blocked Shots	Total
Chris Obekpa, 2012-15	321
Robert Werdann, 1988-92	188
Sir'Dominic Pointer, 2011-15	173
Wayne McKoy, 1977-81	164
Tariq Owens, 2016-18	163
Bill Wennington, 1981-85	152
Kassoum Yakwe, 2015-18	149
George Johnson, 1974-78	130
Walter Berry, 1984-86	121
Lamont Hamilton, 2003-07	118



Kadary Richmond



## QUICK FACTS

**Location:** South Orange, N.J.  
**Enrollment:** 10,300  
**Founded:** 1856  
**Nickname:** Pirates  
**Colors:** Blue, Silver and Grey  
**Home Court:** Prudential Center (10,353)

## COACHING STAFF

**Head Coach**  
 Shaheen Holloway (Seton Hall, '00)  
 Office Phone: (973) 761-9070

**Assistant Coaches**  
 Rasheen Davis (St. Thomas Aquinas '02)  
 Ryan Whalen (Saint Joseph's '08)  
 Corey Lowery (Rutgers-Newark '98)

## ADMINISTRATION

**President**  
 Joseph E. Nyre, Ph.D.

**Director of Athletics**  
 Bryan Felt  
 Athletics Phone: (973) 761-9492

**Associate AD/Communications**  
 Peter Long  
 Office Phone: (973) 761-9694  
 Email: Peter.Long@shu.edu  
 Cell Phone: (732) 814-5436

## 2023-24 SCHEDULE

**NOVEMBER**  
 6 Saint Peter's (FS1/FOXSportsapp).....7:30  
 11 FDU<sup>WG</sup> (FS2).....4:00  
 15 Albany (FS1).....6:30  
 18 Wagner (TBD) .....Noon  
 Rady Children's Invitational  
 23 vs. USC (FS1).....5:30  
 24 vs. Oklahoma/Iowa (FOX/FS1) .....TBD  
 29 Northeastern (FS2) .....6:30

**DECEMBER**  
 BIG EAST-Big 12 Battle  
 5 at Baylor (ESPN2) .....9:00  
 Garden State Hardwood Classic  
 9 Rutgers (FS1).....8:30  
 12 Monmouth (FS1) .....6:30  
 17 at Missouri (ESPN2).....5:00  
 20 UCONN (CBSSN) .....7:00  
 23 AT XAVIER (FS1).....2:00

**JANUARY**  
 3 AT PROVIDENCE (FS1) .....6:30  
 6 MARQUETTE (CBSSN) .....Noon  
 9 AT GEORGETOWN (FS1).....6:30  
 13 AT BUTLER (FS1) .....Noon  
 16 ST. JOHN'S (FS1).....8:30  
 20 CREIGHTON (FS1) .....Noon  
 24 PROVIDENCE (FS1) .....6:30  
 27 AT MARQUETTE (FS1).....1:00  
 30 AT DePAUL (FS1).....9:00

**FEBRUARY**  
 7 GEORGETOWN (FS2).....6:30  
 11 AT VILLANOVA<sup>WF</sup> (CBSSN).....Noon  
 8 CREIGHTON (FS1) .....6:30  
 11 AT VILLANOVA (FS1) .....8:00  
 14 XAVIER (CBSSN) .....7:00  
 18 AT ST. JOHN'S<sup>UBS</sup> (FS1).....5:00  
 24 BUTLER (FS2) .....8:30  
 28 AT CREIGHTON (FS1) .....9:00

**MARCH**  
 3 AT UCONN (CBS).....Noon  
 6 VILLANOVA (FS1).....6:30  
 9 DePAUL (FS1).....8:30

<sup>WG</sup> Walsh Gymnasium; <sup>WF</sup> Wells Fargo Center; <sup>UBS</sup> UBS Arena; All times are Eastern.

## 2023-24 ROSTER

No.	Name	Pos.	Ht.	Wt.	Yr.	Hometown/Previous School
0	Dylan Addae-Wusu	G	6-4	230	Sr.	Bronx, N.Y./St. John's
1	Kadary Richmond	G	6-6	210	Sr.	Brooklyn, N.Y./Syracuse
2	Al-Amir Dawes	G	6-2	180	Gr.	Newark, N.J./Clemson
4	Elijah Hutchins-Everett	C	6-11	255	Jr.	Orange, N.J./Austin Peay
6	David Tubek	F	6-7	205	Fr.	Juba, South Sudan/Dream City Christian
7	Sadraque NgaNga	F	6-10	220	So.	Luanda, Angola/Boise State
9	Arda Ozdogan	C	6-10	215	Fr.	Ankara, Turkey/Tema Koleji
13	Jaquan Sanders	G	6-4	205	So.	Queens, N.Y./Our Savior Lutheran
14	Dre Davis	G/F	6-6	212	Sr.	Indianapolis, Ind./Louisville
15	Jaden Bediako	C	6-10	245	Gr.	Brampton, Ontario/Santa Clara
21	Isaiah Coleman	G	6-5	180	Fr.	Fredericksburg, Va./Word Of God Christian Academy (N.C.)
22	Malachi Brown	G	6-1	175	Fr.	Buford, Ga./Legacy Early College
23	Jaquan Harris	G	6-3	183	So.	No. Brunswick, N.J./St. Thomas Aquinas
41	David Gabriel	G	6-1	160	So.	North Bergen, N.J./North Bergen

## Summary

Player	Overall Statistics											Conference Statistics									
	GP-GS	MIN/G	FG%	3FG%	FT%	R/G	A/G	STL	BLK	PTS/G	GP-GS	MIN/G	FG%	3FG%	FT%	R/G	A/G	STL	BLK	PTS/G	
DAWES, Al-Amir	33-29	31.4	.391	.382	.827	2.6	1.7	35	4	12.6	20-19	32.4	.386	.381	.821	2.3	1.8	22	0	13.4	
SAMUEL, Tyrese	33-33	23.9	.550	.267	.646	5.9	0.7	37	26	11.0	20-20	23.9	.573	.222	.611	4.9	0.8	24	16	10.9	
RICHMOND, Kadary	27-25	27.5	.417	.444	.693	5.2	4.1	53	8	10.1	17-17	29.8	.415	.480	.734	5.5	4.6	33	7	11.8	
DAVIS, Dre	23-1	18.8	.517	.409	.862	3.3	0.7	12	8	9.6	14-1	18.2	.565	.542	.880	3.6	0.5	8	6	9.4	
NDEFO, KC	33-32	26.1	.525	.200	.657	5.2	1.5	33	62	8.4	20-19	26.7	.485	.143	.647	5.0	1.9	22	38	8.1	
ODUKALE, Femi	32-31	27.6	.435	.289	.515	4.4	2.3	52	13	7.3	19-18	30.0	.465	.370	.491	4.9	2.3	33	8	8.3	
JACKSON, Tray	29-0	14.6	.468	.375	.700	2.2	0.2	7	10	6.5	19-0	13.7	.464	.370	.643	2.1	0.2	4	6	5.6	
HARRIS, Jamir	33-12	22.8	.288	.233	.742	1.4	1.2	21	0	4.2	20-4	21.4	.256	.197	.846	1.3	0.9	9	0	3.3	
DAVIS, Tae	32-2	13.4	.323	.111	.691	2.8	0.7	21	5	2.8	19-2	10.4	.333	.000	.724	2.3	0.3	12	2	2.1	
SANDERS, Jaquan	22-0	9.1	.362	.324	.800	1.1	0.4	1	3	2.3	12-0	8.1	.375	.313	.667	1.1	0.6	0	2	2.1	
MUHAMMAD, Elijah	10-0	2.0	.500	.000	.000	0.4	0.0	0	3	0.4	5-0	1.9	.000	.000	.000	0.2	0.0	0	1	0.0	
GABRIEL, David	10-0	1.7	.000	.000	.000	0.1	0.0	0	0	0.0	5-0	1.5	.000	.000	.000	0.2	0.0	0	0	0.0	
MERCADO, Jorge	8-0	1.8	.000	.000	.000	0.0	0.1	0	1	0.0	4-0	1.5	.000	.000	.000	0.0	0.0	0	0	0.0	
<b>Totals</b>	<b>33</b>		<b>.439</b>	<b>.325</b>	<b>.686</b>	<b>35.1</b>	<b>12.2</b>	<b>272</b>	<b>143</b>	<b>68.4</b>	<b>20</b>		<b>.445</b>	<b>.341</b>	<b>.683</b>	<b>33.6</b>	<b>12.6</b>	<b>167</b>	<b>86</b>	<b>68.6</b>	
<b>Opponent</b>	<b>33</b>		<b>.415</b>	<b>.318</b>	<b>.722</b>	<b>34.0</b>	<b>12.6</b>	<b>233</b>	<b>144</b>	<b>65.1</b>	<b>20</b>		<b>.432</b>	<b>.320</b>	<b>.732</b>	<b>34.3</b>	<b>13.9</b>	<b>130</b>	<b>97</b>	<b>67.6</b>	

## Scoring

Player	Overall Statistics								Conference Statistics							
	FG-FGA	FG%	3FG-3FGA	3FG%	FT-FTA	FT%	PTS	PTS/G	FG-FGA	FG%	3FG-3FGA	3FG%	FT-FTA	FT%	PTS	PTS/G
DAWES, Al-Amir	138-353	.391	78-204	.382	62-75	.827	416	12.6	85-220	.386	51-134	.381	46-56	.821	267	13.4
SAMUEL, Tyrese	138-251	.550	4-15	.267	84-130	.646	364	11.0	86-150	.573	2-9	.222	44-72	.611	218	10.9
RICHMOND, Kadary	93-223	.417	16-36	.444	70-101	.693	272	10.1	71-171	.415	12-25	.480	47-64	.734	201	11.8
DAVIS, Dre	76-147	.517	18-44	.409	50-58	.862	220	9.6	48-85	.565	13-24	.542	22-25	.880	131	9.4
NDEFO, KC	104-198	.525	5-25	.200	65-99	.657	278	8.4	63-130	.485	2-14	.143	33-51	.647	161	8.1
ODUKALE, Femi	84-193	.435	13-45	.289	51-99	.515	232	7.3	60-129	.465	10-27	.370	28-57	.491	158	8.3
JACKSON, Tray	66-141	.468	15-40	.375	42-60	.700	189	6.5	39-84	.464	10-27	.370	18-28	.643	106	5.6
HARRIS, Jamir	45-156	.288	27-116	.233	23-31	.742	140	4.2	21-82	.256	13-66	.197	11-13	.846	66	3.3
DAVIS, Tae	21-65	.323	2-18	.111	47-68	.691	91	2.8	9-27	.333	0-2	.000	21-29	.724	39	2.1
SANDERS, Jaquan	17-47	.362	12-37	.324	4-5	.800	50	2.3	9-24	.375	5-16	.313	2-3	.667	25	2.1
MUHAMMAD, Elijah	2-4	.500	0-0	.000	0-0	.000	4	0.4	0-0	.000	0-0	.000	0-0	.000	0	0.0
GABRIEL, David	0-4	.000	0-3	.000	0-0	.000	0	0.0	0-2	.000	0-2	.000	0-0	.000	0	0.0
MERCADO, Jorge	0-3	.000	0-2	.000	0-0	.000	0	0.0	0-0	.000	0-0	.000	0-0	.000	0	0.0
<b>Totals</b>	<b>784-1785</b>	<b>.439</b>	<b>190-585</b>	<b>.325</b>	<b>498-726</b>	<b>.686</b>	<b>2256</b>	<b>68.4</b>	<b>491-1104</b>	<b>.445</b>	<b>118-346</b>	<b>.341</b>	<b>272-398</b>	<b>.683</b>	<b>1372</b>	<b>68.6</b>
<b>Opponent</b>	<b>762-1835</b>	<b>.415</b>	<b>215-676</b>	<b>.318</b>	<b>410-568</b>	<b>.722</b>	<b>2149</b>	<b>65.1</b>	<b>483-1117</b>	<b>.432</b>	<b>137-428</b>	<b>.320</b>	<b>248-339</b>	<b>.732</b>	<b>1351</b>	<b>67.6</b>

## 2023-24 PIRATE NEWCOMERS

### Jaden Bediako, C, Gr., 6-10, 245, Brampton, Ontario/Ridley College

- In 23 starts at Louisville last season, averaged 7.4 points and 3.0 rebounds.
- Also averaged 7.4 points as a freshman in '20-21, making 17 starts.

### Malachi Brown, G, Fr., 6-1, 165, Buford, Ga./Legacy Early (S.C.)

- Averaged 22.6 points, 4.0 rebounds and 4.3 assists as a senior.
- Led Legacy Early to the 6A Georgia state crown.

### Isaiah Coleman, G, Fr., 6-5, 180, Fredricksburg, Va.

- Averaged 22.0 points and 10.0 rebounds as a senior.
- Finished his prep career with 1,178 points and 492 rebounds.

### Elijah Hutchins-Everett, C, Jr., 6-11, 255, Orange, N.J./Austin Peay

- Led Austin Peay in points (11.5), rebounds (5.5) and made free throws (66) last year.
- Shot close to 40 percent from 3-point range and 90 percent from the foul line.

### Sadraque NgaNga, F, So., 6-10, 220, Luanda, Angola/Boise State

- Averaged 17.4 points, 6.1 rebounds and 6.0 assists as a senior.
- Is younger brother of teammate Jamir Harris.


### David Tubek, F, Fr., 6-7, 205, Juba, South Sudan/Dream City Christian

- Was a three-time MAAC Defensive Player of the Year at Saint Peter's.
- Was MAAC Tournament MVP last season.

### Dylan Addae-Wusu, G, Sr., 6-4, 230, Bronx, N.Y./St. John's

- Averaged 9.3 points and 4.4 rebounds in 19 starts at St. John's last season.
- Was second on the team in 3-pointers with 43 made.





## HEAD COACH SHAHEEN HOLLOWAY

**Hired at Seton Hall:** March 30, 2022

**Coaching File:** Head coach, Saint Peter's 2018-22; Associate head coach, Seton Hall 2010-18; Assistant coach, Iona 2007-10; Admin. assistant, Seton Hall 2006-07. Assistant coach, Bloomfield (N.J.), Tech 2005-06.

**Highlights:** 2023 NIT; 2022 NCAA Elite Eight; Saint Peter's was the first 15 seed in NCAA Tournament history to reach the Elite Eight. The

Peacocks beat Kentucky, Murray State and Purdue; 2020 MAAC Coach of the Year.

**Playing File:** As a senior at Seton Hall in 1999-2000, he led the Pirates to the NCAA Sweet 16. He is still the program's all-time assist leader with 681 and ranks 18th on the career scoring list with 1,588 points. Was named BIG EAST Most Improved Player as a senior. Is a member of the Seton Hall Athletic Hall of Fame. As a prep standout at St. Patrick School in Elizabeth, N.J., he was a McDonald's All-American.

**Education:** B.A., Seton Hall, 2000, Communications.

**Personal:** Born in Queens, N.Y. Birthdate: 10-7-76. He is married to Kim, a 2001 Seton Hall graduate, and is a father of three: daughter Shatanik, a 2018 Seton Hall graduate, and sons Xavier and Tyson.

### HOLLOWAY'S RECORD

Career Record (five years).....	81-73 (.526)
Seton Hall Record (one year).....	17-16 (.515)
Saint Peter's Record (4 years).....	64-57 (.529)
BIG EAST Regular Season Record (one year).....	10-10 (.500)
BIG EAST Tournament Record (one year).....	0-1 (.000)
NCAA Record (one appearance).....	3-1 (.750)
NIT Record (one appearance).....	0-1 (.000)

### YEAR-BY-YEAR

	Overall	Conference	Conf. Tourn.	Postseason
2018-19 Saint Peter's	10-22	6-12/9th	1-1	—
2019-20 Saint Peter's	18-12	14-6/2nd	1-1	—
2020-21 Saint Peter's	14-11	10-8/T3rd	1-1	—
2021-22 Saint Peter's	22-12	14-6/2nd	3-0/1st	NCAA 3-1
2022-23 Seton Hall	17-16	10-10/T6th	0-1	NIT 0-1

### REGULAR SEASON GAMES

**Home Record:** 193-167

**Best Home Record:** 9-0 in 1992-93

**Worst Home Record:** 1-7 in 1984-85 and 1982-83

**Most Consecutive Home Wins:** 15 over 1991-92/92-93 seasons

**Most Consecutive Home Losses:** 7 in 1984-85

**Road Record:** 113-249

**Best Road Record:** 7-2 in 2019-20

**Worst Road Record:** 0-8 in 1984-85, 1983-84, 1982-83 and 2006-07

**Most Consecutive Road Wins:** 6 in 2019-20

**Most Consecutive Road Losses:** 40 from 1980-81 to 1985-86 seasons

**Longest Winning Streak:** 8 games in 2019-20

**Longest Losing Streak:** 16 games over 1981-82/82-83 seasons

**Longest Losing Streak (single season):** 15 games in 1984-85

### BIG EAST REGULAR SEASON RESULTS

Year	Won-Lost	Home	Away	Finish	Championship Seed
1979-80	1-5	1-2	0-3	6th	#6
1980-81	4-10	3-4	1-6	7th	#7
1981-82	2-12	2-5	0-7	7th (tie)	#8
1982-83	1-15	1-7	0-8	9th	#9
1983-84	2-14	2-6	0-8	9th	#9
1984-85	1-15	1-7	0-8	9th	#9
1985-86	3-13	2-6	1-7	8th (tie)	#9
1986-87	4-12	2-6	2-6	7th	#7
1987-88	8-8	5-3	3-5	5th (tie)	#6
1988-89	11-5	6-2	5-3	2nd	#2
1989-90	5-11	3-5	2-6	7th (tie)	#7
1990-91	9-7	7-1	2-6	3rd (tie)	#4
1991-92	12-6	7-2	5-4	1st (tie)	#1
1992-93	14-4	9-0	5-4	1st	#1
1993-94	8-10	5-4	3-6	7th	#7
1994-95	7-11	4-5	3-6	6th (tie)	#7
1995-96	7-11	6-3	1-8	5th, BE 7	#9
1996-97	5-13	3-6	2-7	6th, BE 6 (tie)	#13
1997-98	9-9	5-4	4-5	3rd, BE 7	#6
1998-99	8-10	6-3	2-7	8th (tie)	#8
1999-00	10-6	5-3	5-3	4th (tie)	#5
2000-01	5-11	4-4	1-7	6th, West	#6 West
2001-02	5-11	3-5	2-6	6th, West	#6 West
2002-03	10-6	7-1	3-5	3rd (tie), West	#3 West
2003-04	10-6	6-2	4-4	5th (tie)	#6
2004-05	4-12	3-5	1-7	9th (tie)	#10
2005-06	9-7	5-3	4-4	7th	#7
2006-07	4-12	4-4	0-8	13th	DNQ
2007-08	7-11	4-5	3-6	11th	#11
2008-09	7-11	4-5	3-6	11th (tie)	#11
2009-10	9-9	6-3	3-6	9th (tie)	#10
2010-11	7-11	4-5	3-6	12th	#12
2011-12	8-10	6-3	2-7	9th (tie)	#10
2012-13	3-15	2-7	1-8	12th (tie)	#12
2013-14	6-12	3-6	3-6	8th	#8
2014-15	6-12	4-5	2-7	7th (tie)	#8
2015-16	12-6	6-3	6-3	3rd	#3
2016-17	10-8	7-2	3-6	3rd (tie)	#5
2017-18	10-8	6-3	4-5	3rd (tie)	#3
2018-19	9-9	7-2	2-7	3rd (tie)	#3
2019-20	13-5	6-3	7-2	1st (tie)	#3
2020-21	10-9	5-4	5-5	4th (tie)	#5
2021-22	11-8	6-3	5-5	5th (tie)	#6
2022-23	10-10	5-5	5-5	6th (tie)	#7

### BIG EAST CHAMPIONSHIP RESULTS (1980-2023)

vs.	Won	Lost	vs.	Won	Lost
Boston College	1	4	Pittsburgh	1	1
Butler	1	1	Providence	5	3
Connecticut	2	6	Rutgers	0	2
Creighton	1	1	St. John's	2	2
DePaul	0	1	USF	2	0
Georgetown	6	5	Syracuse	2	5
Louisville	0	1	Villanova	3	4
Marquette	2	1	West Virginia	1	1
Miami	2	0	Xavier	1	0
Notre Dame	1	1	<b>Total</b>	<b>33</b>	<b>39</b>

## 2022-23 RESULTS (17-16, 10-10 BIG EAST)

(HOME: 10-6/AWAY: 6-7/NEUTRAL: 1-3)

			Attendance	High Scorer/Rebounder
<b>NOVEMBER</b>				
9	Monmouth	W, 79-52	8,626	Jackson 12/Two with 8
12	Saint Peter's	W, 80-44	9,488	Two with 13/Dawes 10
Gavitt Tipoff Games				
16	Iowa	L, 83-67	8,933	D. Davis 13/Samuel 8
20	Wagner	W, 82-44	8,811	Dawes 19/Samuel 8
ESPN Events Invitational				
24	vs. Memphis	W, 70-69	1,621	Samuel 14/Samuel 11
25	vs. Oklahoma	L, 77-64	1,396	Dawes 12/Richmond 7
27	vs. Siena	L, 60-55		Dawes 15/Two with 7
<b>DECEMBER</b>				
BIG EAST-Big 12 Battle				
1	at #9 Kansas	L, 91-65	16,300	Richmond 17/Two with 5
7	Lincoln (D-II) <sup>WG</sup>	W, 82-55	1,159	Ndefo 17/Samuel 14
Garden State Hardwood Classic				
11	at Rutgers	W, 45-43	8,500	Davis 10/Ndefo 8
14	Drexel	W, 66-49	8,433	Two with 12/Richmond 9
17	PROVIDENCE	L, 71-67	10,147	Richmond 28/Richmond 9
20	AT XAVIER	L, 73-70	10,244	Richmond 17/Odukale 9
27	AT MARQUETTE	L, 83-69	14,806	Davis 15/Ndefo 9
31	ST. JOHN'S	W, 88-66	10,481	Dawes 22/Two with 9
<b>JANUARY</b>				
3	AT CREIGHTON	L, 83-61	16,592	Odukale 16/Samuel 6
7	BUTLER	W, 76-51	9,033	Samuel 19/Richmond 8
10	AT GEORGETOWN	W, 66-51	4,189	Dawes 24/Odukale 9
14	AT DePAUL	W, 71-67	4,502	Ndefo 16/Ndefo 12
18	#15 UCONN	W, 67-66	9,710	Richmond 18/Richmond 10
21	#20 MARQUETTE	L, 74-53	9,796	Richmond 10/Two with 5
28	AT BUTLER	W, 70-49	9,100	Davis 15/Davis 6
<b>FEBRUARY</b>				
1	AT ST. JOHN'S	W, 84-72	4,977	Dawes 21/Richmond 13
5	DePAUL	W, 69-64	9,770	Two with 14/Samuel 7
8	#23 CREIGHTON	L, 75-62	8,875	Dawes 19/Three with 3
11	AT VILLANOVA	L, 58-54	15,015	Samuel 14/Samuel 10
14	GEORGETOWN	W, 76-68	8,812	Dawes 20/Two with 10
18	AT #21 UCONN	L, 64-55	10,167	Two with 16/Ndefo 5
24	XAVIER	L, 82-60	10,481	Davis 13/Davis 5
28	VILLANOVA	L, 76-72	11,071	Dawes 21/Odukale 10
<b>MARCH</b>				
4	AT #20 PROVIDENCE	W, 82-58	11,589	Davis 24/Odukale 8
8	vs. DePaul (BET)	L, 66-65	19,812	Samuel 16/Samuel 12
14	at Colorado (NIT)	L, 65-64	2,363	Ndefo 18/Samuel 11

<sup>WG</sup> Walsh Gymnasium

## CAREER LEADERS


Points	Total-Avg.
Terry Dehere, 1989-93	2494-19.5
Nick Werkman, 1961-64	2273-32.0
Myles Powell, 2016-20	2252-17.5
Jeremy Hazell, 2007-11	2146-18.8
Greg Tynes, 1974-78	2059-18.7
Dan Callandrillo, 1978-82	1985-18.4
Andre McCloud, 1982-86	1976-16.9
Mark Bryant, 1984-88	1906-16.2
Andre Barrett, 2000-04	1861-15.3
Khadeen Carrington, 2014-18	1846-14.0

Rebounds	Total-Avg.
Walter Dukes, 1950-53	1697-18.9
Angel Delgado, 2014-18	1455-11.0
Glenn Mosley, 1973-77	1263-15.2
Ken House, 1969-72	1149-14.9
Nick Werkman, 1961-64	1036-14.6
Herb Pope, 2009-12	922-9.7
Mark Bryant, 1984-88	912-7.7
Richie Dec, 1962-65	830-11.4
Adrian Griffin, 1992-96	803-6.3
Kelly Whitney, 2002-06	763-6.8

Assists	Total
Shaheen Holloway, 1996-00	681
Andre Barrett, 2000-04	662
Eugene Harvey, 2006-10	576
Jordan Theodore, 2008-12	541
Gerald Greene, 1985-89	528
John Morton, 1985-89	452
Richie Regan, 1950-53	443
Sonny Sunkett, 1961-64	439
Danny Hurley, 1991-96	437
Nick Galis, 1975-79	410

Steals	Total
Fuquan Edwin, 2010-14	295
Dan Callandrillo, 1978-82	260
Paul Gause, 2005-09	256
Shaheen Holloway, 1996-00	231
John Morton, 1985-89	207
Adrian Griffin, 1992-96	207
Eugene Harvey, 2006-10	203
Levell Sanders, 1994-98	202
Jeremy Hazell, 2007-11	191
Jordan Theodore, 2008-12	180
(records first tabulated in 1976-77)	

Blocked Shots	Total
Ike Obiagu, 2019-22	206
Samuel Dalembert, 1999-01	167
Howard McNeil, 1978-82	156
Herb Pope, 2009-12	153
John Garcia, 2006-10	149
Ramon Ramos, 1985-89	146
Eddie Griffin, 2000-01	133
Romaro Gill, 2018-20	129
Glenn Mosley, 1973-77	125
Anthony Avent, 1988-91	121
Arturas Karnisovas, 1990-94	121
(records first tabulated in 1976-77)	



Mark Armstrong



## QUICK FACTS

**Location:** Villanova, PA  
**Enrollment:** 6,966  
**Founded:** 1842  
**Nickname:** Wildcats  
**Colors:** Blue and White  
**Home Court:** Finneran Pavilion (6,501)  
 Wells Fargo Center (21,000)

## COACHING STAFF

**Head Coach**  
 Kyle Neptune (Lehigh '07)  
 Office Phone: (610) 519-4140

**Assistant Coaches**  
 Mike Nardi (Villanova '06)  
 Dwayne Anderson (Villanova '09)  
 Ashley Howard (Drexel '04)

## ADMINISTRATION

**President**  
 Rev. Peter Donohue, O.S.A.

**Director of Athletics**  
 Mark Jackson  
 Athletics Phone: (610) 519-4110

**Director of Athletic Communications**  
 Mike Sheridan  
 Office Phone: (610) 519-4145  
 Cell Phone: (610) 999-7558  
 Email: michael.sheridan@villanova.edu

## 2023-24 SCHEDULE

**NOVEMBER**  
 6 American (FS1/FOXSportsapp).....7:30  
 10 Le Moyne (FS1).....6:30  
 13 at Penn (ESPN+).....7:00  
 Gavitt Tipoff Games  
 17 Maryland (FS1) .....8:30  
 Battle 4 Atlantis  
 22 vs. Texas Tech (ESPN) .....2:30  
 23 vs. North Carolina/UNI (TBD) ..... TBD  
 24 vs. TBD (TBD) ..... TBD  
 29 Saint Joseph's (FS1) .....6:30

**DECEMBER**  
**Big Five Classic**  
 2 TBD<sup>WF</sup> (TBD)..... TBD  
 BIG EAST-Big 12 Battle  
 5 at Kansas State (ESPN2).....7:00  
 9 UCLA<sup>WF</sup> (FOX).....7:00  
 20 AT CREIGHTON (FS1) .....9:00  
 23 AT DePAUL (FS1).....4:00

**JANUARY**  
 3 XAVIER (FS1).....8:30  
 6 ST. JOHN'S (FOX) .....1:00  
 12 DePAUL (FS1).....8:30  
 15 AT MARQUETTE (FOX) .....2:30  
 20 UCONN<sup>WF</sup> (FOX/FS1).....8:00  
 24 AT ST. JOHN'S<sup>MSG</sup> (FS1).....8:30  
 27 AT BUTLER (FS1) .....3:00  
 30 MARQUETTE (FS1).....7:00

**FEBRUARY**  
 4 PROVIDENCE (FS1) .....6:00  
 7 AT XAVIER (FS1).....7:00  
 11 SETON HALL<sup>WF</sup> (CBSSN) .....Noon  
 16 AT GEORGETOWN (CBSSN).....7:00  
 20 BUTLER (FS1) .....6:30  
 24 AT UCONN (FOX).....8:00  
 27 GEORGETOWN (FS1).....6:30

**MARCH**  
 2 AT PROVIDENCE (FOX).....Noon  
 6 AT SETON HALL (FS1).....6:30  
 9 CREIGHTON<sup>WF</sup> (TBD) ..... TBD

<sup>MSG</sup> Madison Square Garden; <sup>WF</sup> Wells Fargo Center ; All times are Eastern.

## 2023-24 ROSTER

No.	Name	Pos.	Ht.	Wt.	Yr.	Hometown/Previous School
0	TJ Bamba	G	6-5	215	Sr.	Bronx, N.Y./Washington State
1	Brendan Hausen	G	6-4	205	So.	Amarillo, Texas/Amarillo
2	Mark Armstrong	G	6-2	180	So.	South Orange, N.J./Saint Peter's Prep
3	Trey Patterson	F	6-9	225	Jr.	Somerset, N.J./Rutgers Prep
4	Chris Arcidiacono	G	6-4	205	Gr.	Langhorne, Pa./Perkiomen School
5	Justin Moore	G	6-5	210	Gr.	Ft. Washington, Md./DeMatha
10	Jordann Dumont	F	6-8	200	Fr.	Montreal, Quebec, Canada/Hamilton Heights
12	Collin O'Toole	G	6-1	180	Jr.	Rye, N.Y./St. Thomas More
13	Hakim Hart	G	6-8	205	Gr.	Philadelphia, Pa./Maryland
14	Lance Ware	F	6-9	235	Sr.	Burlington, N.J./Kentucky
15	Jordan Longino	G	6-5	215	Jr.	Doylestown, Pa./Germantown Acad.
22	Nnanna Njoku	F	6-9	260	Jr.	Newark, Del./Sanford School
23	Tyler Burton	F	6-7	215	Gr.	Uxbridge, Mass./Richmond
43	Eric Dixon	F	6-8	255	R-Sr.	Willow Grove, Pa./Abington

Summary

Player	Overall Statistics										Conference Statistics									
	GP-GS	MIN/G	FG%	3FG%	FT%	R/G	A/G	STL	BLK	PTS/G	GP-GS	MIN/G	FG%	3FG%	FT%	R/G	A/G	STL	BLK	PTS/G
DIXON, Eric	34-34	31.6	.492	.378	.792	6.6	1.4	18	21	15.4	20-20	32.4	.505	.370	.800	6.6	1.4	12	13	15.6
DANIELS, Caleb	34-34	33.5	.394	.332	.858	4.5	2.5	33	5	14.2	20-20	32.5	.395	.350	.887	4.2	1.9	22	2	14.0
MOORE, Justin	13-13	32.0	.420	.341	.762	3.5	3.2	6	0	13.5	11-11	32.9	.422	.304	.775	3.5	2.9	3	0	13.6
WHITMORE, Cam	26-20	27.3	.478	.343	.703	5.3	0.7	37	9	12.5	20-18	28.5	.477	.359	.688	5.1	0.8	30	9	12.5
SLATER, Brandon	34-34	29.0	.452	.347	.918	4.7	1.4	31	12	9.7	20-20	28.0	.433	.288	.909	4.2	1.3	16	6	8.0
ARMSTRONG, Mark	34-7	19.9	.401	.246	.875	2.0	1.0	26	5	5.3	20-2	20.4	.408	.212	.889	1.9	1.0	16	3	5.2
LONGINO, Jordan	25-8	21.0	.396	.232	.756	2.1	1.0	10	4	5.0	11-0	17.1	.478	.286	.842	2.0	1.0	4	0	3.8
HAUSEN, Brendan	32-0	8.9	.443	.429	.833	0.5	0.4	7	0	3.1	19-0	7.4	.323	.345	.889	0.2	0.4	2	0	2.0
ARCIDIACONO, Chris	34-20	22.2	.371	.382	.885	2.8	1.6	13	2	2.8	20-9	19.5	.357	.333	1.000	2.7	1.4	11	1	1.7
BRIZZI, Angelo	9-0	10.8	.385	.143	.778	1.9	0.6	10	0	2.0	1-0	0.2	.000	.000	.000	0.0	0.0	0	0	0.0
PATTERSON, Trey	22-0	6.9	.214	.000	.800	1.1	0.2	3	0	0.5	13-0	6.5	.250	.000	.800	1.0	0.2	3	0	0.6
O'TOOLE, Collin	4-0	1.0	.000	.000	.000	0.0	0.3	0	0	0.0	2-0	0.5	.000	.000	.000	0.0	0.0	0	0	0.0
NJOKU, Nnanna	4-0	2.0	.000	.000	.000	0.5	0.0	0	0	0.0	0-0	0.0	.000	.000	.000	0.0	0.0	0	0	0.0
<b>Totals</b>	<b>34</b>		<b>.436</b>	<b>.334</b>	<b>.820</b>	<b>31.7</b>	<b>11.1</b>	<b>194</b>	<b>58</b>	<b>69.6</b>	<b>20</b>		<b>.439</b>	<b>.326</b>	<b>.823</b>	<b>31.2</b>	<b>10.4</b>	<b>119</b>	<b>34</b>	<b>68.7</b>
<b>Opponent</b>	<b>34</b>		<b>.437</b>	<b>.338</b>	<b>.776</b>	<b>33.0</b>	<b>14.4</b>	<b>189</b>	<b>104</b>	<b>67.7</b>	<b>20</b>		<b>.438</b>	<b>.323</b>	<b>.789</b>	<b>32.8</b>	<b>14.2</b>	<b>124</b>	<b>72</b>	<b>68.1</b>

Scoring

Player	Overall Statistics								Conference Statistics							
	FG-FGA	FG%	3FG-3FGA	3FG%	FT-FTA	FT%	PTS	PTS/G	FG-FGA	FG%	3FG-3FGA	3FG%	FT-FTA	FT%	PTS	PTS/G
DIXON, Eric	190-386	.492	42-111	.378	103-130	.792	525	15.4	112-222	.505	20-54	.370	68-85	.800	312	15.6
DANIELS, Caleb	158-401	.394	75-226	.332	91-106	.858	482	14.2	92-233	.395	48-137	.350	47-53	.887	279	14.0
MOORE, Justin	58-138	.420	28-82	.341	32-42	.762	176	13.5	49-116	.422	21-69	.304	31-40	.775	150	13.6
WHITMORE, Cam	122-255	.478	37-108	.343	45-64	.703	326	12.5	94-197	.477	28-78	.359	33-48	.688	249	12.5
SLATER, Brandon	103-228	.452	35-101	.347	89-97	.918	330	9.7	52-120	.433	15-52	.288	40-44	.909	159	8.0
ARMSTRONG, Mark	71-177	.401	17-69	.246	21-24	.875	180	5.3	40-98	.408	7-33	.212	16-18	.889	103	5.2
LONGINO, Jordan	40-101	.396	13-56	.232	31-41	.756	124	5.0	11-23	.478	4-14	.286	16-19	.842	42	3.8
HAUSEN, Brendan	31-70	.443	27-63	.429	10-12	.833	99	3.1	10-31	.323	10-29	.345	8-9	.889	38	2.0
ARCIDIACONO, Chris	26-70	.371	21-55	.382	23-26	.885	96	2.8	10-28	.357	7-21	.333	7-7	1.000	34	1.7
BRIZZI, Angelo	5-13	.385	1-7	.143	7-9	.778	18	2.0	0-0	.000	0-0	.000	0-0	.000	0	0.0
PATTERSON, Trey	3-14	.214	0-7	.000	4-5	.800	10	0.5	2-8	.250	0-4	.000	4-5	.800	8	0.6
O'TOOLE, Collin	0-0	.000	0-0	.000	0-0	.000	0	0.0	0-0	.000	0-0	.000	0-0	.000	0	0.0
NJOKU, Nnanna	0-0	.000	0-0	.000	0-0	.000	0	0.0	0-0	.000	0-0	.000	0-0	.000	0	0.0
<b>Totals</b>	<b>807-1853</b>	<b>.436</b>	<b>296-885</b>	<b>.334</b>	<b>456-556</b>	<b>.820</b>	<b>2366</b>	<b>69.6</b>	<b>472-1076</b>	<b>.439</b>	<b>160-491</b>	<b>.326</b>	<b>270-328</b>	<b>.823</b>	<b>1374</b>	<b>68.7</b>
<b>Opponent</b>	<b>817-1871</b>	<b>.437</b>	<b>264-780</b>	<b>.338</b>	<b>403-519</b>	<b>.776</b>	<b>2301</b>	<b>67.7</b>	<b>483-1103</b>	<b>.438</b>	<b>142-439</b>	<b>.323</b>	<b>254-322</b>	<b>.789</b>	<b>1362</b>	<b>68.1</b>

2023-24 WILDCAT NEWCOMERS

**T.J. Bamba, G, Sr., 6-5, 215, Bronx, N.Y./Washington State**

- Was All-Pac 12 Honorable Mention last season.
- Averaged 15.8 points and made 37.2 percent from 3-point range in '22-23.

**Tyler Burton, F, Gr., 6-7, 215, Uxbridge, Mass./Richmond**

- Earned second team Atlantic 10 honors in 2022-23, while averaging 19.0 points and 7.4 boards.
- Ranks sixth on Richmond's all-time scoring list (1,634 points) and sixth in rebounding (819).

**Jordann Dumont, F, Fr., 6-8, 200, Montreal, Quebec/Hamilton Heights Christian (Tenn.)**


- Played two years at Hamilton Heights and averaged 23 points and eight boards as a junior.
- Helped Canada win a bronze medal at the 2022 U18 FIBA Americas Championship.

**Hakim Hart, G, Gr., 6-8, 205, Philadelphia, Pa./Maryland**

- Earned All-Big Ten Honorable Mention in 2022-23.
- Averaged 11.4 points and led Maryland in minutes played (32.8) last season.

**Lance Ware, F, Sr., 6-9, 235, Burlington, N.J./Kentucky**

- Played in 77 games over three seasons at Kentucky.
- Led Camden H.S. to a 29-1 record as a senior and played in the Allen Iverson Roundball Classic.



## HEAD COACH KYLE NEPTUNE

**Hired at Villanova:** April 20, 2022

**Coaching File:** Head coach, Fordham 2021-22; Assistant coach, Villanova 2013-21; Assistant coach, Niagara 2010-13; Video coordinator, Villanova 2008-10; Assistant coach, Niagara 2007-08.

**Highlights:** 2023 NIT; In his one season at Fordham, he led the Rams to their highest victory total in the

previous five years and his eight Atlantic 10 victories were the school's second highest total in 15 years. He was a finalist for the Joe B. Hall Award which is presented to the top first-year coach in D-I basketball. During his eight-year tenure as a Villanova assistant, the Wildcats won seven BIG EAST regular-season crowns, four BIG EAST tourney titles and national championships in 2016 and 2018. Villanova averaged 29 wins per seasons over the eight years.

**Playing file:** Was a four-year letterman at Lehigh. A team captain, the team played in the 2004 NCAA Tournament.

**Education:** B.S, Lehigh, 2007.

**Personal:** Native of Brooklyn, N.Y. Born 1-21-85.

### NEPTUNE'S RECORD

Career Record (two years).....	33-33 (.500)
Fordham Record (one year).....	16-16 (.500)
BIG EAST Regular Season Record (one year).....	10-10 (.500)
BIG EAST Tournament Record (one year).....	1-1 (.500)
BIG EAST Overall Record (one year).....	11-11 (.500)
NIT Record (one appearance).....	0-1 (.000)

### YEAR-BY-YEAR

	Overall	Conference	Conf. Tourn.	Postseason
2021-22 Fordham	16-16	8-10/8th	1-1	—
2022-23 Villanova	17-17	10-10/T6th	1-1	NIT 0-1

## BIG EAST REGULAR SEASON RESULTS

Year	Won-Lost	Home	Away	Finish	Championship Seed
1980-81	8-6	5-2	3-4	3rd (3 tied)	#4
1981-82	11-3	6-1	5-2	1st	#1
1982-83	12-4	8-0	4-4	1st (3 tied)	#2
1983-84	12-4	6-2	6-2	2nd (tie)	#3
1984-85	9-7	6-2	3-5	3rd (tie)	#4
1985-86	10-6	6-2	4-4	4th	#4
1986-87	6-10	4-4	2-6	6th	#6
1987-88	9-7	6-2	3-5	3rd (tie)	#4
1988-89	7-9	6-2	1-7	5th (tie)	#5
1989-90	8-8	4-4	4-4	5th (tie)	#5
1990-91	7-9	4-4	3-5	7th (tie)	#8
1991-92	11-7	7-2	4-5	4th	#4
1992-93	3-15	1-8	2-7	10th	#10
1993-94	10-8	5-4	5-4	4th (tie)	#5
1994-95	14-4	8-1	6-3	2nd	#2
1995-96	14-4	8-1	6-3	2nd, BE 6	#3
1996-97	12-6	7-2	5-4	1st, BE 6	#1
1997-98	8-10	5-4	3-6	4th, BE 6	#7
1998-99	10-8	7-2	3-6	4th (tie)	#4
1999-00	8-8	6-2	2-6	6th (tie)	#6
2000-01	8-8	5-3	3-5	3rd (tie), East	#5 East
2001-02	7-9	5-3	2-6	5th, East	#5 East
2002-03	8-8	5-3	3-5	3rd (tie), East	#4 East
2003-04	6-10	3-5	3-5	11th	#11
2004-05	11-5	6-2	5-3	3rd (tie)	#4
2005-06	14-2	7-1	7-1	1st (tie)	#2
2006-07	9-7	5-3	4-4	7th (tie)	#9
2007-08	9-9	6-3	3-6	T-8th	#8
2008-09	13-5	7-2	6-3	4th	#4
2009-10	13-5	7-2	6-3	2nd (tie)	#4
2010-11	9-9	5-4	4-5	9th (tie)	#10
2011-12	5-13	3-6	2-7	13th (tie)	#14
2012-13	10-8	7-2	3-6	7th (tie)	#7
2013-14	16-2	8-1	8-1	1st	#1
2014-15	16-2	9-0	7-2	1st	#1
2015-16	16-2	8-1	8-1	1st	#1
2016-17	15-3	8-1	7-2	1st	#1
2017-18	14-4	8-1	6-3	2nd	#2
2018-19	13-5	9-0	4-5	1st	#1
2019-20	13-5	6-3	7-2	1st (tie)	#2
2020-21	11-4	8-0	3-4	1st	#1
2021-22	16-4	9-1	7-3	2nd	#2
2022-23	10-10	6-4	4-6	6th (tie)	#6

### REGULAR SEASON GAMES

**Home Record:** 265-102

**Best Home Record:** 9-0 in 2014-15, 2018-19

**Best Home Record:** 1-8 in 1992-93

**Most Consecutive Home Wins:** 18 over 2013-14, '14-15 and '15-16 seasons

**Most Consecutive Home Losses:**

6 over 1992-93/93-94 seasons

**Road Record:** 187-180

**Best Road Record:** 8-1 in 2013-14 and 2015-16

**Worst Road Record:** 1-7 in 1988-89

**Most Consecutive Road Wins:** 6 in 2005-06, 2013-14 and 2014-15

**Most Consecutive Road Losses:** 6 in 1986-87 and 2001-02

**Longest Winning Streak:** 12 games in 2014-15

**Longest Losing Streak:** 7 games in 1992-93

**2022-23 RESULTS (17-17, 10-10 BIG EAST)**  
 (HOME: 10-4/AWAY: 5-9/NEUTRAL: 2-4)

**NOVEMBER**

			Attendance	High Scorer/Rebounder
7	La Salle	W, 81-68	6,501	Daniels 24/Daniels 10
12	at Temple	L, 68-64	8,646	Daniels 19/Arcidiacono 10
14	Delaware State	W, 60-50	6,501	Dixon 17/Dixon 7
18	at Michigan State	L, 73-71	14,797	Dixon 24/Dixon 9
PK Invitational, Portland, Ore.				
24	vs. Iowa State	ot L, 81-79	6,229	Daniels 25/Dixon 10
25	vs. Portland	L, 83-71		Daniels 18/Two with 7
27	vs. Oregon	L, 74-67		Daniels 16/Slater 9

**DECEMBER**

			Attendance	High Scorer/Rebounder
BIG EAST-Big 12 Battle				
3	Oklahoma	W, 70-66	17,079	Daniels 22/Slater 5
7	Penn	W, 70-59	6,501	Whitmore 21/Whitmore 6
Never Forget Tribute Classic, Prudential Center				
10	vs. Boston College	W, 77-56	9,437	Whitmore 19/Two with 7
17	at Saint Joseph's	W, 71-64	3,924	Slater 19/Dixon 12
21	ST. JOHN'S	W, 78-63	6,501	Dixon 18/Whitmore 10
28	AT #2 UCONN	L, 74-66	15,564	Daniels 23/Dixon 8
31	MARQUETTE	L, 68-66	6,501	Whitmore 14/Whitmore 8

**JANUARY**

			Attendance	High Scorer/Rebounder
4	AT GEORGETOWN	W, 73-57	7,203	Daniels 20/Dixon 8
7	#18 XAVIER	L, 88-80	6,501	Whitmore 26/Slater 7
10	AT DePAUL	L, 75-65	4,273	Dixon 22/Dixon 10
13	AT BUTLER	L, 79-71	8,688	Dixon 22/ Whitmore 8
16	GEORGETOWN	W, 77-73	6,501	Daniels 16/Two with 4
20	AT ST. JOHN'S <sup>MSG</sup>	W, 57-49	13,504	Daniels 16/Dixon 11
29	#23 PROVIDENCE <sup>WF</sup>	L, 70-65	15,053	Whitmore 21/Whitmore 9

**FEBRUARY**

			Attendance	High Scorer/Rebounder
1	AT #14 MARQUETTE	L, 73-64	13,344	Two with 14/Slater 8
4	AT CREIGHTON	L, 66-61	18,509	Dixon 20/Dixon 9
8	DePAUL	W, 81-65	6,501	Daniels 18/Dixon 8
11	SETON HALL <sup>WF</sup>	W, 58-54	15,015	Dixon 19/Moore 7
14	BUTLER	W, 62-50	6,501	Moore 15/Two with 7
18	AT #24 PROVIDENCE	L, 85-72	12,659	Dixon 18/Dixon 8
21	AT XAVIER	W, 64-63	10,349	Moore 25/Dixon 5
25	CREIGHTON <sup>WF</sup>	W, 79-67	17,114	Dixon 31/Daniels 7
28	AT SETON HALL	W, 76-72	11,071	Moore 23/Dixon 8

**MARCH**

			Attendance	High Scorer/Rebounder
4	#14 UCONN <sup>WF</sup>	L, 71-59	16,264	Moore 17/Daniels 7
8	vs. Georgetown (BET)	W, 80-48	19,812	Whitmore 19/Whitmore 10
9	vs. Creighton (BET)	L, 87-74	19,812	Dixon 20/Dixon 7
14	at Liberty (NIT)	L, 62-57	3,252	Slater 18/Dixon 13

(WF) - Wells Fargo Center | (MSG) - Madison Square Garden

**BIG EAST CHAMPIONSHIP RESULTS (1980-2023)**

vs.	Won	Lost	vs.	Won	Lost	vs.	Won	Lost
Boston College	3	3	Louisville	0	2	Seton Hall	4	3
Butler	1	0	Marquette	3	1	USF	0	2
Connecticut	4	2	Pittsburgh	6	2	Syracuse	4	8
Creighton	2	1	Providence	10	1	West Virginia	2	1
DePaul	1	0	Rutgers	2	0	Xavier	2	0
Georgetown	2	6	St. John's	5	4	<b>Total</b>	<b>51</b>	<b>36</b>

**CAREER LEADERS**

Points	Total-Avg.
Kerry Kittles, 1992-96	2243-18.0
Scottie Reynolds, 2006-10	2222-16.0
Keith Herron, 1974-78	2170-18.5
Bob Schafer, 1951-55	2094-18.9
Doug West, 1985-89	2037-14.8
Howard Porter, 1968-71	2026-22.8
Allan Ray, 2002-06	2025-15.6
John Pinone, 1979-83	2024-16.1
Randy Foye, 2002-06	1966-15.0
Josh Hart, 2013-17	1921-13.2


Rebounds	Total-Avg.
Howard Porter, 1968-71	1317-14.8
Jim Washington, 1962-65	1194-14.0
Jack Devine, 1951-55	1181-10.5
Ed Pinckney, 1981-85	1107-8.6
Harold Pressley, 1982-86	1016-7.5
Jim Mooney, 1950-53	1010
Daniel Ochefu, 2012-16	929-6.6
Jason Lawson, 1992-97	908-6.9
Brooks Sales, 1998-02	858-7.5
John Pinone, 1979-83	837-6.6

Assists	Total
Kenny Wilson, 1985-89	627
Stewart Granger, 1979-83	595
Alvin Williams, 1993-97	553
Ryan Arcidiacono, 2012-16	535
Chris Ford, 1969-72	507
Rory Sparrow, 1976-80	495
Scottie Reynolds, 2006-10	482
Corey Fisher, 2007-11	481
Joe Rogers, 1973-77	474
Gary McLain, 1981-85	456
(records first tabulated in 1970-71)	

Steals	Total
Kerry Kittles, 1992-96	279
Harold Pressley, 1982-86	213
Scottie Reynolds, 2006-10	207
Gary Massey, 1985-89	204
Alvin Williams, 1993-97	200
Randy Foye, 2002-06	198
Ed Pinckney, 1981-85	196
Lance Miller, 1989-93	187
Chris Walker, 1988-92	185
Stewart Granger, 1979-83	181
(records first tabulated in 1980-81)	

Blocked Shots	Total
Jason Lawson, 1993-97	375
Tom Greis, 1986-90	273
Ed Pinckney, 1981-85	253
Malik Allen, 1996-00	191
Daniel Ochefu, 2012-16	182
Jason Fraser, 2002-2006	172
Harold Pressley, 1982-86	152
Will Sheridan, 2003-07	146
Brooks Sales, 1998-02	127
Dante Cunningham, 2005-09	117
(records first tabulated in 1980-81)	





Desmond Claude



## QUICK FACTS

**Location:** Cincinnati, Ohio  
**Enrollment:** 6,798  
**Founded:** 1831  
**Nickname:** Musketeers  
**Colors:** Navy Blue, Gray and White  
**Home Court:** Cintas Center (10,250)

## COACHING STAFF

**Head Coach**  
 Sean Miller (Pittsburgh '92)  
 Office Phone: (513) 745-3417

**Associate Head Coach**  
 Adam Cohen (Georgia '04)

## Assistant Coaches

Dante Jackson (Xavier '11)  
 David Miller (Ohio State '10)

## ADMINISTRATION

**President**  
 Colleen M. Hanycz, Ph.D.

**Director of Athletics**  
 Greg Christopher  
 Athletics Phone: (513) 745-3417

## Associate AD/Communications

Tom Eiser  
 Office: (513) 745-3124  
 Cell: (513) 382-5565  
 E-mail: eiser@xavier.edu

## 2023-24 SCHEDULE

### NOVEMBER

6 Robert Morris (FS1/FOXSportsapp).....8:00  
 10 Jacksonville (FS2).....6:30  
 Gavitt Tipoff Games  
 13 at Purdue (FS1).....8:30  
 Continental Tire Main Event  
 17 vs. Washington (ESPN2).....12:00 a.m.  
 19 vs. San Diego State/St. Mary's .....TBD  
 24 Bryant (FS1).....Noon  
 27 Oakland (FS1).....6:30

### DECEMBER

BIG EAST-Big 12 Battle  
 3 Houston (FS1).....6:30  
 5 Delaware (FS1).....6:30  
 Skyline Chili Crosstown Shootout  
 9 Cincinnati (FS1).....6:30  
 16 Winthrop (FS1).....7:30  
 20 AT ST. JOHN'S (FS1).....7:00  
 23 SETON HALL (FS1).....2:00

### JANUARY

3 AT VILLANOVA (FS1).....8:30  
 10 UCONN (FS1).....8:30  
 13 AT PROVIDENCE (FS1).....2:00  
 16 BUTLER (FS1).....6:30  
 19 GEORGETOWN (FS1).....6:30  
 23 AT CREIGHTON (FS1).....8:30  
 28 AT UCONN (FS1).....Noon  
 31 ST. JOHN'S (FS1).....6:30

### FEBRUARY

3 AT DePAUL (FS1).....9:30  
 7 VILLANOVA (FS1).....7:00  
 10 CREIGHTON (FOX).....12:30  
 14 AT SETON HALL (CBSSN).....7:00  
 21 PROVIDENCE (CBSSN).....8:00  
 25 AT MARQUETTE (FS1).....5:00  
 28 DePAUL (FS2).....7:00

### MARCH

2 AT GEORGETOWN (FS1).....7:30  
 6 AT BUTLER (CBSSN).....7:30  
 9 MARQUETTE (FOX).....TBD

All times are Eastern.

## 2023-24 ROSTER

No.	Name	Pos.	Ht.	Wt.	Yr.	Hometown/Previous School
0	Trey Green	G	6-0	160	Fr.	Charlotte, N.C. / Prolific Prep (Calif.)
1	Desmond Claude	G	6-6	203	So.	New Haven, Conn./Putnam Science
2	Jerome Hunter	F	6-8	216	Sr.	Columbus, Ohio/Indiana
3	Dailyn Swain	G/F	6-7	200	Fr.	Columbus, Ohio/Columbus Africentric Early College
8	Quincy Olivari	G	6-3	200	Gr.	Atlanta, Ga./Rice
11	Reid Ducharme	G/F	6-7	195	Fr.	Milton, Mass./Brewster Academy (N.H.)
12	Kam Craft	G	6-6	211	So.	Chicago, Ill./The Skill Factory (Atlanta, Ga.)
15	Kachi Nzeh	C	6-8	230	Fr.	Upper Darby, Pa./George School
17	Lazar Djokovic	F	6-10	220	Fr.	Gornji Milanovac, Serbia/Crvena Zvezda
20	Dayvion McKnight	G	6-0	188	Sr.	Shelbyville, Ky./Western Kentucky
21	Saša Ciani	F	6-9	240	Fr.	Nova Gorica, Slovenia/KK Cedevita Olimpija
24	Abou Ousmane	F	6-10	240	Sr.	Brooklyn, N.Y./North Texas
25	Michael Wolf	G	6-0	185	So.	Greenwood Village, Colo./Bridgton Academy
31	Ian Sabourin	F	6-4	210	So.	Hamilton, Ohio/Badin
32	Zach Freemantle	F	6-9	227	Gr.	Teaneck, N.J./Bergen Catholic
35	Bob Nunge	G	6-6	195	Jr.	Newburgh, Ind./Castle
45	Brad Colbert	G	6-2	200	Sr.	Loveland, Ohio/Louisville
50	Gytis Nemeikša	F	6-7	203	Sr.	Kaunas, Lithuania/Zalgiris Kaunas II

Summary

Player	Overall Statistics										Conference Statistics									
	GP-GS	MIN/G	FG%	3FG%	FT%	R/G	A/G	STL	BLK	PTS/G	GP-GS	MIN/G	FG%	3FG%	FT%	R/G	A/G	STL	BLK	PTS/G
BOUM, Souley	37-37	35.2	.440	.404	.871	4.3	4.3	37	6	16.4	20-20	36.8	.436	.392	.864	4.5	4.7	21	2	16.8
FREEMANTLE, Zach	22-21	28.6	.585	.636	.653	8.1	2.9	19	15	15.2	11-11	29.4	.575	.647	.649	8.8	2.8	11	4	17.2
JONES, Colby	36-36	34.0	.509	.378	.653	5.7	4.4	47	20	15.0	20-20	34.4	.546	.365	.590	5.4	4.1	27	11	15.6
NUNGE, Jack	37-37	29.3	.515	.392	.677	7.8	2.1	33	43	14.2	20-20	29.7	.518	.415	.707	8.1	2.3	16	19	13.4
KUNKEL, Adam	35-32	30.4	.460	.425	.872	2.7	3.0	38	5	10.9	20-20	31.1	.435	.396	.885	3.1	3.4	20	2	10.3
HUNTER, Jerome	37-15	20.8	.575	.111	.695	4.4	1.3	15	16	7.8	20-9	24.1	.569	.167	.672	5.0	1.5	11	11	9.5
CLAUDE, Desmond	35-1	20.8	.423	.293	.571	2.5	1.8	29	5	4.7	18-0	20.7	.432	.421	.643	2.9	1.8	14	3	4.5
CRAFT, Kam	15-0	6.7	.500	.353	.500	1.5	0.3	3	1	2.6	4-0	3.8	.429	.200	.500	1.3	0.3	0	0	2.0
TANDY, KyKy	22-6	10.5	.304	.265	.714	0.8	0.9	11	3	2.2	11-0	6.0	.250	.143	1.000	0.4	0.5	3	0	0.8
EDWARDS, Cesare	23-0	7.8	.564	.000	.500	1.9	0.2	1	4	2.2	13-0	8.1	.577	.000	.556	1.9	0.3	0	2	2.7
MILES, Dieonte	12-0	6.5	.385	.000	.214	1.3	0.2	2	2	1.1	2-0	4.0	.000	.000	.000	0.5	0.0	0	0	0.0
TUCKER, Elijah	7-0	3.1	.200	.500	.400	0.7	0.3	1	0	1.0	2-0	3.8	.000	.000	.333	0.5	0.5	1	0	0.5
NUNGE, Bob	4-0	0.9	.000	.000	.000	0.3	0.0	0	0	0.0	1-0	0.8	.000	.000	.000	0.0	0.0	0	0	0.0
SABOURIN, Ian	2-0	0.6	.000	.000	.000	0.0	0.0	0	0	0.0	1-0	0.8	.000	.000	.000	0.0	0.0	0	0	0.0
COLBERT, Bradley	4-0	1.3	.000	.000	.000	0.0	0.0	0	0	0.0	1-0	1.9	.000	.000	.000	0.0	0.0	0	0	0.0
WOLF, Michael	3-0	0.8	.000	.000	.000	0.3	0.0	0	0	0.0	1-0	0.8	.000	.000	.000	0.0	0.0	0	0	0.0
<b>Totals</b>	<b>37</b>		<b>.492</b>	<b>.390</b>	<b>.710</b>	<b>37.7</b>	<b>19.1</b>	<b>236</b>	<b>120</b>	<b>80.9</b>	<b>20</b>		<b>.497</b>	<b>.393</b>	<b>.711</b>	<b>37.8</b>	<b>19.6</b>	<b>124</b>	<b>54</b>	<b>81.6</b>
<b>Opponent</b>	<b>37</b>		<b>.443</b>	<b>.358</b>	<b>.717</b>	<b>32.3</b>	<b>14.6</b>	<b>258</b>	<b>143</b>	<b>74.1</b>	<b>20</b>		<b>.448</b>	<b>.351</b>	<b>.716</b>	<b>32.3</b>	<b>15.3</b>	<b>129</b>	<b>83</b>	<b>75.6</b>

Scoring

Player	Overall Statistics								Conference Statistics							
	FG-FGA	FG%	3FG-3FGA	3FG%	FT-FTA	FT%	PTS	PTS/G	FG-FGA	FG%	3FG-3FGA	3FG%	FT-FTA	FT%	PTS	PTS/G
BOUM, Souley	186-423	.440	78-193	.404	155-178	.871	605	16.4	109-250	.436	47-120	.392	70-81	.864	335	16.8
FREEMANTLE, Zach	137-234	.585	14-22	.636	47-72	.653	335	15.2	77-134	.575	11-17	.647	24-37	.649	189	17.2
JONES, Colby	207-407	.509	45-119	.378	81-124	.653	540	15.0	124-227	.546	27-74	.365	36-61	.590	311	15.6
NUNGE, Jack	200-388	.515	40-102	.392	84-124	.677	524	14.2	102-197	.518	22-53	.415	41-58	.707	267	13.4
KUNKEL, Adam	139-302	.460	68-160	.425	34-39	.872	380	10.9	73-168	.435	36-91	.396	23-26	.885	205	10.3
HUNTER, Jerome	115-200	.575	1-9	.111	57-82	.695	288	7.8	74-130	.569	1-6	.167	41-61	.672	190	9.5
CLAUDE, Desmond	63-149	.423	12-41	.293	28-49	.571	166	4.7	32-74	.432	8-19	.421	9-14	.643	81	4.5
CRAFT, Kam	16-32	.500	6-17	.353	1-2	.500	39	2.6	3-7	.429	1-5	.200	1-2	.500	8	2.0
TANDY, KyKy	17-56	.304	9-34	.265	5-7	.714	48	2.2	3-12	.250	1-7	.143	2-2	1.000	9	0.8
EDWARDS, Cesare	22-39	.564	0-2	.000	6-12	.500	50	2.2	15-26	.577	0-0	.000	5-9	.556	35	2.7
MILES, Dieonte	5-13	.385	0-0	.000	3-14	.214	13	1.1	0-2	.000	0-0	.000	0-2	.000	0	0.0
TUCKER, Elijah	2-10	.200	1-2	.500	2-5	.400	7	1.0	0-4	.000	0-0	.000	1-3	.333	1	0.5
NUNGE, Bob	0-0	.000	0-0	.000	0-0	.000	0	0.0	0-0	.000	0-0	.000	0-0	.000	0	0.0
SABOURIN, Ian	0-0	.000	0-0	.000	0-0	.000	0	0.0	0-0	.000	0-0	.000	0-0	.000	0	0.0
COLBERT, Bradley	0-3	.000	0-2	.000	0-0	.000	0	0.0	0-1	.000	0-0	.000	0-0	.000	0	0.0
WOLF, Michael	0-0	.000	0-0	.000	0-0	.000	0	0.0	0-0	.000	0-0	.000	0-0	.000	0	0.0
<b>Totals</b>	<b>1109-2256</b>	<b>.492</b>	<b>274-703</b>	<b>.390</b>	<b>503-708</b>	<b>.710</b>	<b>2995</b>	<b>80.9</b>	<b>612-1232</b>	<b>.497</b>	<b>154-392</b>	<b>.393</b>	<b>253-356</b>	<b>.711</b>	<b>1631</b>	<b>81.6</b>
<b>Opponent</b>	<b>1012-2285</b>	<b>.443</b>	<b>274-765</b>	<b>.358</b>	<b>443-618</b>	<b>.717</b>	<b>2741</b>	<b>74.1</b>	<b>558-1246</b>	<b>.448</b>	<b>151-430</b>	<b>.351</b>	<b>244-341</b>	<b>.716</b>	<b>1511</b>	<b>75.6</b>

2023-24 MUSKETEER NEWCOMERS

**Sasa Ciani, F, Fr., 6-9, 240, Nova Gorica, Slovenia/KK Cedevita Olimpija**

- Played for Cedevita Junior, averaging 11.1 points and 6.9 rebounds.
- Played for U20 Slovenia at the U20 European Championships.

**Brad Colbert, G, Sr., 6-2, 200, Loveland, Ohio/Louisville**

- Will be a walk-on at Xavier who played as a walk-on at Louisville in 2021-22.

**Lazar Djokovic, F, Fr., 6-10, 230, Gornji Milanovac, Serbia/Crvena Zvezda**

- Averaged 14.9 points, 7.3 boards and 3.1 assists for Serbia at the FIBA U19 World Cup.
- Shot 55.6 percent from the field and 37.5 percent from 3-point range.

**Reid Ducharme, G/F, Fr, 6-7, 200, Milton, Mass./Brewster Academy (N.H.)**

- Averaged 11.1 points as a senior on a team that had nine players commit to D-I schools.
- Averaged 13.6 points, 4.0 rebounds, 3.0 steals and shot 43.3 percent from 3-point range.

**Trey Green, G, Fr., 6-0, 168, Charlotte, N.C./Prolific Prep (Calif.)**

- Averaged 16.5 points, 4.0 assists to help Prolific Prep finish in the top five nationally.
- Averaged 13.6 points, 4.0 rebounds, 3.0 steals and shot 43.3 percent from 3-point range.

**Dayvion McKnight, G, Sr., 6-0, 195, Shelbyville, Ky./Western Kentucky**

- Earned All-Conference USA honors for three straight seasons at WKU.
- Prior to The Skill Academy, earned two-time all-state honors at Buffalo Grove H.S.

**Gytis Nemeiksa, F, Sr., 6-7, 203, Kaunas, Lithuania**

- Transferred from Bypaupas Magnes University in Lithuania.
- Was named MVP while leading his team to the 2023 NKL Championship.

**Kachi Nzeh, C, Fr., 6-8, 230, Upper Darby, Pa./George School**

- Was Philadelphia Sports Digest Non-PIAA Player of the Year as a senior.
- Averaged 13.6 points, 4.0 rebounds, 3.0 steals and shot 43.3 percent from 3-point range.

**Quincy Olivari, G, Gr., 6-3, 200, Atlanta, Ga./Rice U.**


- Finished four years at Rice with 1,487 points, 10th on the school's all-time scoring list.
- Prior to The Skill Academy, earned two-time all-state honors at Buffalo Grove H.S.

**Abou Ousmane, F, Sr., 6-10, 244, Brooklyn, N.Y./North Texas**

- In 92 games over three years at North Texas, made 84 blocks, which ranks fifth at the school.
- Averaged 13.6 points, 4.0 rebounds, 3.0 steals and shot 43.3 percent from 3-point range.

**Dailyn Swain, G/F, Fr., 6-7, 200, Columbus, Ohio/Columbus Africentric Early College**

- Four-star recruit who was Ohio Division III Player of the Year as a junior and senior.
- Prior to The Skill Academy, earned two-time all-state honors at Buffalo Grove H.S.



## HEAD COACH SEAN MILLER

**Hired at Xavier:** March 19, 2022

**Coaching File:** Head coach, Arizona 2009-21; Head coach, Xavier 2004-09; Associate head coach, Xavier 2001-04; Associate head coach, NC State 1996-2001; Assistant coach, Pittsburgh 1995-96; Assistant coach, Miami (Ohio) 1993-95; Assistant coach, Wisconsin 1992-93.

**Highlights:** 2023 NCAA (Sweet 16); At Arizona, his teams earned seven

NCAA Tournament bids in 12 seasons, including three Elite Eights and two Sweet 16s; He won five regular-season Pac-12 titles, three tournament crowns and was a three-time Pac-12 Coach of the Year; His program produced 13 NBA draft picks, including five lottery picks; Xavier made the NCAA Tournament in each of his final four seasons at Xavier, including an Elite Eight in 2008 and a Sweet 16 in 2009. Was named Atlantic 10 Coach of the Year in 2007-08; Was the head coach of the USA Basketball U19 Team in 2015 guiding the team to a gold medal in the U19 World Championships.

**Collegiate File:** As a standout point guard at Pitt, he was named BIG EAST Freshman of the Year in 1987-88 while directing the Panthers to the BIG EAST regular-season title. Pitt made three NCAA trips in Miller's four seasons. He still ranks fourth in the BIG EAST in career free throw shooting in league play, making 90.9 percent. As a player for USA Basketball, he directed the U.S. squad to a gold medal at the 1991 World University Games.

**Education:** B.A., Communications, Pittsburgh '92.

**Personal:** Native of Beaver Falls, Pa; He and his wife Amy have three boys: Austin, Cameron and Braden. Birthdate: 11-17-68.

### MILLER'S RECORD

Career Record (18 years) ..... 449-166 (.730)  
Arizona Record (12 years) ..... 302-109 (.735)  
Xavier Record (six years) ..... 147-57 (.721)

BIG EAST Regular Season Record (one year) ..... 15-5 (.800)  
BIG EAST Tournament Record (one year) ..... 2-1 (.667)  
BIG EAST Overall Record (one year) ..... 17-6 (.739)

NCAA Record (12 appearances) ..... 21-12 (.636)  
NIT Record (one appearance) ..... 1-1 (.500)

### YEAR-BY-YEAR

	Overall	Conference	Conf. Tourn.	Postseason
2004-05	Xavier 17-12	10-6/2nd	1-1	---
2005-06	Xavier 21-11	8-8/7th	4-0/1st	NCAA 0-1
2006-07	Xavier 25-9	13-3/1st	1-1	NCAA 1-1
2007-08	Xavier 30-7	14-2/1st	1-1	NCAA 3-1
2008-09	Xavier 27-8	12-4/1st	1-1	NCAA 2-1
2009-10	Arizona 16-15	10-8/4th	0-1	---
2010-11	Arizona 30-8	14-4/1st	2-1	NCAA 3-1
2011-12	Arizona 23-12	12-6/4th	2-1	NIT 0-1
2012-13	Arizona 27-8	12-6/T2nd	1-1	NCAA 2-1
2013-14	Arizona 33-5	15-3/1st	2-1	NCAA 3-1
2014-15	Arizona 34-4	16-2/1st	3-0/1st	NCAA 3-1
2015-16	Arizona 25-9	12-6/T3rd	1-1	NCAA 0-1
2016-17	Arizona 32-5	16-2/T1st	3-0/1st	NCAA 2-1
2017-18	Arizona 27-8	14-4/1st	3-0/1st	NCAA 0-1
2018-19	Arizona 17-15	8-10/9th	0-1	---
2019-20	Arizona 20-11	10-8/T5th	1-0	---
2020-21	Arizona 17-9	11-9/5th	---	---
2022-23	Xavier 27-10	15-5/2nd	2-1	NCAA Sweet 16

### YEAR-BY-YEAR

	Overall	Conference	Conf. Tourn.	Postseason
2004-05	Xavier 17-12	10-6/2nd	1-1	---
2005-06	Xavier 21-11	8-8/7th	4-0/1st	NCAA 0-1
2006-07	Xavier 25-9	13-3/1st	1-1	NCAA 1-1
2007-08	Xavier 30-7	14-2/1st	1-1	NCAA 3-1
2008-09	Xavier 27-8	12-4/1st	1-1	NCAA 2-1
2009-10	Arizona 16-15	10-8/4th	0-1	---
2010-11	Arizona 30-8	14-4/1st	2-1	NCAA 3-1
2011-12	Arizona 23-12	12-6/4th	2-1	NIT 0-1
2012-13	Arizona 27-8	12-6/T2nd	1-1	NCAA 2-1
2013-14	Arizona 33-5	15-3/1st	2-1	NCAA 3-1
2014-15	Arizona 34-4	16-2/1st	3-0/1st	NCAA 3-1
2015-16	Arizona 25-9	12-6/T3rd	1-1	NCAA 0-1
2016-17	Arizona 32-5	16-2/T1st	3-0/1st	NCAA 2-1
2017-18	Arizona 27-8	14-4/1st	3-0/1st	NCAA 0-1
2018-19	Arizona 17-15	8-10/9th	0-1	---
2019-20	Arizona 20-11	10-8/T5th	1-0	---
2020-21	Arizona 17-9	11-9/5th	---	---
2022-23	Xavier 27-10	15-5/2nd	2-1	NCAA Sweet 16

### REGULAR SEASON GAMES

**Home Record:** 62-28

**Best Home Record:** 9-1 in 2022-23

**Worst Home Record:** 4-5 in 2019-20

**Most Consecutive Home Wins:** 8 games in 2022-23

**Most Consecutive Home Losses:** 3 games in 2016-17

**Road Record:** 41-47

**Best Road Record:** 7-2 in 2017-18

**Worst Road Record:** 1-5 in 2020-21

**Most Consecutive Road Wins:** 6 in 2017-18

**Most Consecutive Road Losses:** 4 in 2020-21

**Longest Winning Streak:** 7 games in 2022-23

**Longest Losing Streak:** 6 games in 2018-19

### BIG EAST REGULAR SEASON RESULTS

Year	Won-Lost	Home	Away	Finish	Championship Seed
2013-14	10-8	7-2	3-6	3rd (tie)	#3
2014-15	9-9	6-3	3-6	6th	#6
2015-16	14-4	8-1	6-3	2nd	#2
2016-17	9-9	5-4	4-5	7th	#7
2017-18	15-3	8-1	7-2	1st	#1
2018-19	9-9	5-4	4-5	3rd (tie)	#4
2019-20	8-10	4-5	4-5	6th (tie)	#7
2020-21	6-7	5-2	1-5	7th	#7
2021-22	8-11	5-5	3-6	7th (tie)	#8
2022-23	15-5	9-1	6-4	2nd	#2

### BIG EAST CHAMPIONSHIP RESULTS (2014-2023)

vs.	Won	Lost
Butler	2	2
Creighton	2	0
DePaul	2	1
Georgetown	1	0
Creighton	0	2
Marquette	2	1
Providence	0	1
St. John's	1	0
Seton Hall	0	1
Villanova	0	2
<b>Total</b>	<b>10</b>	<b>10</b>

**2021-22 RESULTS (27-10, 15-5 BIG EAST)**

(HOME: 15-2/AWAY: 7-4/NEUTRAL: 5-4)

			Attendance	High Scorer/Rebounder
<b>NOVEMBER</b>				
7	Morgan State	W, 96-73	10,224	Boum 23/Hunter 9
11	Montana	W, 86-64	10,311	Freemantle 18/Two with 4
15	Fairfield	W, 78-65	9,624	Nunge 23/Freemantle 13
Gavitt Tipoff Games				
18	#12 Indiana	L, 81-79	10,586	Two with 15/Nunge 8
Phil Knight Legacy Tournament				
24	vs. Florida	W, 90-83	4,465	Two with 22/Freemantle 11
25	vs. #8 Duke	L, 71-64		Boum 23/Jones 7
27	vs. #6 Gonzaga	L, 88-84		Nunge 25/Two with 7
30	Southeastern Louisiana	W, 95-63	9,811	Jones 16/Freemantle 12
<b>DECEMBER</b>				
BIG EAST-Big 12 Battle				
3	West Virginia	W, 84-74	10,460	Boum 23/Nunge 14
Crosstown Shootout				
10	at Cincinnati	W, 80-77	12,012	Boum 21/Freemantle 12
13	Southern	W, 79-59	10,029	Boum 17/Freemantle 8
16	AT GEORGETOWN	W, 102-89	5,785	Boum 28/Nunge 12
20	SETON HALL	W, 73-70	10,224	Freemantle 23/Freemantle 9
28	AT ST. JOHN'S	W, 84-79	4,368	Nunge 23/Nunge 12
31	#2 UCONN	W, 83-73	10,565	Two with 16/Freemantle 11
<b>JANUARY</b>				
7	AT VILLANOVA	W, 88-80	6,501	Freemantle 29/Freemantle 11
11	CREIGHTON	W, 90-87	10,224	Boum 26/Nunge 12
15	#25 MARQUETTE	W, 80-76	10,508	Two with 16/Nunge 13
18	AT DePAUL	L, 73-72	4,252	Freemantle 18/Nunge 13
21	GEORGETOWN	W, 95-82	10,383	Freemantle 30/Freemantle 11
25	AT #19 UCONN	W, 82-79	10,167	Boum 21/Nunge 7
28	AT CREIGHTON	L, 84-67	18,277	Freemantle 18/Kunkel 7
<b>FEBRUARY</b>				
1	#17 PROVIDENCE	W, 85-83	10,334	Nunge 23/Nunge 14
4	ST. JOHN'S	W, 96-71	10,436	Nunge 21/Jones 8
10	AT BUTLER	L, 69-67	9,352	Jones 17/Two with 8
15	AT #11 MARQUETTE	L, 69-68	16,041	Boum 24/Jones 8
18	DePAUL	W, 82-68	10,403	Nunge 18/Nunge 10
21	VILLANOVA	L, 64-63	10,349	Boum 17/Nunge 10
24	AT SETON HALL	W, 82-60	10,481	Boum 23/Hunter 9
<b>MARCH</b>				
1	AT #20 PROVIDENCE	W, 94-89	12,400	Boum 33/Jones 9
4	BUTLER	W, 78-66	10,398	Jones 20/Jones 8
9	vs. DePaul (BET)	W, 82-60	19,812	Nunge 22/Nunge 10
10	vs. #24 Creighton (BET)	W, 82-60	19,812	Boum 23/Jones 10
11	vs. #6 Marquette (BET)	L, 65-61	19,812	Kunkel 14/Hunter 8
17	vs. Kennesaw State (NCAA)	W, 72-67	16,150	Hunter 24/Nunge 11
19	vs. Pittsburgh (NCAA)	W, 84-73	16,517	Nunge 18/Jones 14
24	vs. #5 Texas (NCAA)	L, 83-71	17,429	Kunkel 21/Nunge 11

(NIT) - National Invitation Tournament | (BET) - BIG EAST Tournament

**CAREER LEADERS**

Points	Total-Avg.
Byron Larkin, 1984-88	2,696-22.3
Trevon Bluiett, 2014-18	2,261-15.9
David West, 1999-03	2,132-16.9
Romain Sato, 2000-04	2,005-15.4
Tyrone Hill, 1986-90	2,003-15.9
Lenny Brown, 1995-99	1,885-15.5
Tu Holloway, 2008-12	1,833-13.7
Anthony Hicks, 1979-83	1,805-16.3
Jamie Gladden, 1989-93	1,780-14.6
Steve Thomas, 1962-66	1,722-23.6

Rebounds	Total-Avg.
Tyrone Hill, 1986-90	1380-11.0
Bob Pelkington, 1961-64	1325-16.6
David West, 1999-03	1308-10.4
Brian Grant, 1990-94	1080-9.2
Dave Piontek, 1953-56	995-12.1
Bob Quick, 1965-68	939-12.0
Joe Viviano, 1956-59	906-10.9
Romain Sato, 2000-04	892-6.9
Tyrique Jones, 2016-20	874-6.5
Derek Strong, 1987-90	805-8.4

Assists	Total
Ralph Lee, 1982-86	699
Jamal Walker, 1987-91	639
Tu Holloway, 2008-12	550
Quentin Goodin, 2016-20	544
Paul Scruggs, 2017-22	510
Keith Walker, 1976-80	496
Dee Davis, 2011-15	492
Dedrick Finn, 2002-06	481
Gary Lumpkin, 1995-99	470
Michael Hawkins, 1991-95	448

Steals	Total
Lenny Brown, 1995-99	242
Anthony Hicks, 1979-83	226
James Posey, 1996-99	214
Nick Daniels, 1975-79	202
Byron Larkin, 1984-88	201
Ralph Lee, 1982-86	194
Paul Scruggs, 2017-22	178
Stan Kimbrough, 1986-89	178
Jamal Walker, 1987-91	174
David West, 1999-2003	171

Blocked Shots	Total
David West, 1999-03	228
Aaron Williams, 1989-93	197
Justin Doellman, 2003-07	140
Kenny Frease, 2008-12	130
Jason Love, 2006-10	127
Brian Grant, 1990-94	127
Dexter Bailey, 1980-84	120
Tyrique Jones, 2016-20	98
David Payton, 1975-79	92
James Farr, 2012-16	88

# BIG EAST Media Contacts

## THE BIG EAST CONFERENCE

655 Third Avenue, Suite 711  
New York, NY 10017

**Val Ackerman, Commissioner**  
Office (646) 663-3430

**John Paquette**  
**Sr. Associate Commissioner,**  
**Sports Media Relations**  
Office (646) 663-3443  
Mobile (401) 265-2244  
email jpaquette@bigeast.com

## BUTLER UNIVERSITY

Hinkle Fieldhouse  
510 W. 49th Street  
Indianapolis, IN 46208

**Thad Matta, Head Basketball Coach**  
Office (317) 940-9377

**John Dedman, Assoc. Athletic Director/  
Communications**  
Office (317) 940-9414  
Mobile (317) 491-5462  
email jdedman@butler.edu

## UNIVERSITY OF CONNECTICUT

2095 Hillside Road, Unit 1173  
Storrs, CT 06269

**Dan Hurley, Head Basketball Coach**  
Office (860) 486-2720

**Bobby Mullen, Men's Basketball Contact**  
Office (860) 486-4495  
Mobile (609) 923-4463  
email robert.mullen@uconn.edu

## CREIGHTON UNIVERSITY

2500 California Plaza  
Omaha, NE 68178

**Greg McDermott, Head Basketball Coach**  
Office (402) 280-1795

**Rob Anderson, Sports Information Director**  
Office (402) 280-5544  
Mobile (402) 660-5854  
email randerson@creighton.edu

## DE PAUL UNIVERSITY

2323 North Sheffield Avenue  
Chicago, IL 60614

**Tony Stubblefield, Head Basketball Coach**  
Office (773) 325-7575

**Courtney Day**  
**Associate AD for Communications**  
Office (773) 325-7546  
Mobile 816-686-9802  
email cday13@depaul.edu

## GEORGETOWN UNIVERSITY

3700 O Street NW  
Washington, DC 20057

**Ed Cooley, Head Basketball Coach**  
Office (202) 687-2374

**Diana Pulupa, Director of Communications/  
Creative Services**  
Office (202) 687-6564  
Mobile (301) 758-5454  
email diana.pulupa@georgetown.edu

## MARQUETTE UNIVERSITY

770 North 12th Street  
Milwaukee, WI 53233

**Shaka Smart, Head Basketball Coach**  
Office (414) 288-7130

**Scott Kuykendall, Associate AD/  
Media Relations**  
Office (414) 288-4794  
Mobile (414) 807-3490  
email scott.kuykendall@marquette.edu

## PROVIDENCE COLLEGE

549 River Avenue  
Providence, RI 02918

**Kim English, Head Basketball Coach**  
Office (401) 865-2527

**Arthur Parks, Associate AD/  
Communications & Marketing**  
Office (401) 865-2759  
Mobile (401) 378-7334  
email aparks@providence.edu

## ST. JOHN'S UNIVERSITY

8000 Utopia Parkway  
Queens, NY 11439

**Rick Pitino, Head Basketball Coach**  
Office (718) 990-5528

**Steve Dombroski, Sr. Assoc. AD for External  
Relations**  
Office (718) 990-6897  
Mobile (518) 928-6103  
email dombross@stjohns.edu

## SETON HALL UNIVERSITY

400 South Orange Avenue  
South Orange, NJ 07079

**Shaheen Holloway, Head Basketball Coach**  
Office (973) 761-9070

**Peter Long, Assistant AD/Digital Media  
& Communications**  
Office (973) 761-9644  
Mobile (732) 814-5436  
email peter.long@shu.edu

## VILLANOVA UNIVERSITY

800 Lancaster Avenue  
Villanova, PA 17325

**Kyle Neptune, Head Basketball Coach**  
Office (610) 519-4140

**Mike Sheridan, Assistant AD/  
Communications**  
Office (610) 519-4120  
Mobile (610) 999-7588  
email michael.sheridan@villanova.edu

## XAVIER UNIVERSITY

3800 Victory Blvd.  
Cincinnati, OH 45207

**Sean Miller, Head Basketball Coach**  
Office (513) 745-3417

**Tom Eiser, Assoc. Athletic Director**  
Office (513) 745-3124  
Home (513) 382-5565  
email eiser@xavier.edu

**BIG  
EAST**  
CONFERENCE

**2022-23  
IN REVIEW**





# 2022-23 Standings

	BIG EAST				OVERALL					
	W-L	PCT.	H	A	W-L	PCT.	H	A	N	STREAK
MARQUETTE (6/14)	17-3	.850	10-0	7-3	29-7	.806	16-1	9-4	4-2	LOST 1
XAVIER (13/15)	15-5	.750	9-1	6-4	27-10	.730	15-2	7-4	5-4	LOST 1
CREIGHTON (RV/12)	14-6	.700	9-1	5-5	24-13	.649	13-2	5-6	6-5	LOST 1
CONNECTICUT (10/1)	13-7	.650	8-2	5-5	31-8	.795	15-2	6-5	10-1	WON 6
PROVIDENCE (--/RV)	13-7	.650	8-2	5-5	21-12	.636	15-2	6-6	0-4	LOST 4
VILLANOVA	10-10	.500	6-4	4-6	17-17	.500	10-4	5-9	2-4	LOST 2
SETON HALL	10-10	.500	5-5	5-5	17-16	.515	10-6	6-7	1-3	LOST 2
ST. JOHN'S	7-13	.350	4-6	3-7	18-15	.545	12-6	3-9	3-0	LOST 1
BUTLER	6-14	.300	4-6	2-8	14-18	.438	10-6	3-10	1-2	LOST 3
DEPAUL	3-17	.150	3-7	0-10	10-23	.303	7-8	2-12	1-3	LOST 1
GEORGETOWN	2-18	.100	1-9	1-9	7-25	.219	5-12	1-11	1-2	LOST 4

(Rankings in Final Associated Press/USA Today Polls)

## POSTSEASON RESULTS

### NCAA CHAMPIONSHIP

#### WEST REGION

##### First Round - March 17

UConn 87, Iona 63

##### Second Round - March 19

UConn 70, Saint Mary's 55

##### Regional Semifinal - March 23

UConn 88, Arkansas 65

##### Regional Final - March 25

UConn 82, Gonzaga 54

##### National Semifinal - April 1

UConn 72, Miami 59

##### National Championship - April 3

UConn 76, San Diego State 59

#### EAST REGION

##### First Round - March 17

Marquette 78, Vermont 61

Kentucky 61, Providence 53

##### Second Round - March 19

Michigan State 69, Marquette 60

#### MIDWEST REGION

##### First Round - March 17

Xavier 72, Kennesaw State 67

##### Second Round - March 19

Xavier 84, Pittsburgh 73

##### Regional Semifinal - March 24

Texas 83, Xavier 71

#### SOUTH REGION

##### First Round - March 17

Creighton 72, NC State 63

##### Second Round - March 19

Creighton 85, Baylor 76

##### Regional Semifinal - March 24

Creighton 86, Princeton 75

##### Regional Final - March 26

San Diego State 57, Creighton 56

### NIT RESULTS

#### FIRST ROUND

Liberty 62, Villanova 57

Colorado 65, Seton Hall 64

### BIG EAST TOURNAMENT

#### MADISON SQUARE GARDEN

##### MARCH 8-11

#### FIRST ROUND

No. 8 St. John's 76, No. 9 Butler 63

No. 10 DePaul 66, No. 7 Seton Hall 65

No. 6 Villanova 80 No. 11 Georgetown 48

#### QUARTERFINALS

No. 1 Marquette 72, No. 8 St. John's 70 (OT)

No. 4 UConn 73, No. 5 Providence 66

No. 2 Xavier 89, No. 10 DePaul 84

No. 3 Creighton 87, No. 6 Villanova 74

#### SEMIFINALS

No. 1 Marquette 70, No. 4 UConn 68

No. 2 Xavier 82, Creighton 60

#### CHAMPIONSHIP

No. 1 Marquette 65, No. 2 Xavier 51



Tyler Kolek, Marquette

### ALL-BIG EAST FIRST TEAM +

Jordan Hawkins, Connecticut, G, So.  
 Adama Sanogo, Connecticut, F, Jr.  
 Ryan Kalkbrenner, Creighton, C, Jr.  
 \*Tyler Kolek, Marquette, G, Jr.  
 \*Bryce Hopkins, Providence, F, So.  
 Souley Boum, Xavier, G, Gr.

### ALL-BIG EAST SECOND TEAM

Oso Ighodaro, Marquette, F, Jr.  
 Kam Jones, Marquette, G, So.  
 Joel Soriano, St. John's, C, Sr.  
 Eric Dixon, Villanova, F, R-Jr.  
 Colby Jones, Xavier, G, Jr

### ALL-BIG EAST HONORABLE MENTION

Trey Alexander, Creighton, G, So.  
 Baylor Scheierman, Creighton, G, Sr.  
 Devin Carter, Providence, G, So.  
 Jack Nunge, Xavier, C, Gr.

### BIG EAST ALL-FRESHMAN TEAM

Donovan Clingan, Connecticut, C  
 \*Alex Karaban, Connecticut, F  
 AJ Storr, St. John's, G  
 Mark Armstrong, Villanova, G  
 \*Cam Whitmore, Villanova, F  
 Desmond Claude, Xavier, G

\* denotes a unanimous selection

+Due to a tie in the voting, an additional position was added

### BIG EAST PLAYER OF THE YEAR

Tyler Kolek, Marquette

### BIG EAST COACH OF THE YEAR

Shaka Smart, Marquette

### BIG EAST FRESHMAN OF THE YEAR

Cam Whitmore, Villanova

### BIG EAST DEFENSIVE PLAYER OF THE YEAR

Ryan Kalkbrenner, Creighton

### BIG EAST MOST IMPROVED PLAYER

Joel Soriano, St. John's

### BIG EAST SIXTH MAN AWARD

David Joplin, Marquette

### BIG EAST SPORTSMANSHIP AWARD

Caleb Daniels, Villanova

### BIG EAST BASKETBALL SCHOLAR-ATHLETE

Jack Nunge, Xavier

### 2022-23 BIG EAST WEEKLY HONORS

Date	Player of the Week	Freshman of the Week
Nov. 14	Adama Sanogo, Connecticut	Alex Karaban, Connecticut
Nov. 21	Adama Sanogo, Connecticut	Alex Karaban, Connecticut
Nov. 28	Joel Soriano, St. John's	Donovan Clingan, Connecticut
Dec. 5	Javan Johnson, DePaul	Mark Armstrong, Villanova
Dec. 12	Kam Jones, Marquette	Donovan Clingan, Connecticut
Dec. 19	Souley Boum, Xavier	Fredrick King, Creighton
Dec. 26	Bryce Hopkins, Providence	Cam Whitmore, Villanova
Jan. 2	Jack Nunge, Xavier	Alex Karaban, Connecticut
Jan. 9	Zach Freemantle, Xavier	Cam Whitmore, Villanova
Jan. 16	Souley Boum, Xavier	AJ Storr, St. John's
Jan. 23	Kam Jones, Marquette	Alex Karaban, Connecticut
Jan. 30	Tyler Kolek, Marquette	AJ Storr, St. John's
Feb. 6	Jack Nunge, Xavier	Alex Karaban, Connecticut
Feb. 13	Jayden Taylor, Butler	Cam Whitmore, Villanova
Feb. 20	Bryce Hopkins, Providence	AJ Storr, St. John's
Feb. 27	Tyler Kolek, Marquette	Cam Whitmore, Villanova
March 6	Colby Jones, Xavier	Alex Karaban, UConn

## 2022-23 Individual Statistics

TO BE RANKED, PLAYERS MUST APPEAR IN AT LEAST 75.0% OF THEIR TEAM'S GAMES.

## SCORING

##	Player-Team	Cl	G	FG	3FG	FT	Pts	Avg/G
1.	Sanogo,Adama-UCONN	JR	39	277	19	98	671	17.2
2.	Boum,Souley-XU	SR	37	186	78	155	605	16.4
3.	Hawkins,Jordan-UCONN	SO	37	182	109	125	598	16.2
4.	Spears,Primo-GU	SO	32	194	27	96	511	16.0
5.	Kalkbrenner,Ryan-CU	JR	34	219	6	97	541	15.9
6.	Gibson,Umoja-DPU	SR	33	168	89	98	523	15.8
7.	Hopkins,Bryce-PC	SO	33	174	28	145	521	15.8
8.	Dixon,Eric-VU	SR	34	190	42	103	525	15.4
9.	Soriano,Joel-SJU	SR	33	188	0	127	503	15.2
10.	Jones,Kam-MU	SO	36	201	100	40	542	15.1
11.	Jones,Colby-XU	JR	36	207	45	81	540	15.0
12.	Johnson,Javan-DPU	SR	33	171	82	46	470	14.2
13.	Daniels,Caleb-VU	SR	34	158	75	91	482	14.2
14.	Nunge,Jack-XU	SR	37	200	40	84	524	14.2
15.	Murray,Brandon-GU	SO	27	138	35	59	370	13.7
16.	Alexander,Trey-CU	SO	37	169	66	98	502	13.6
17.	Croswell,Ed-PC	SR	33	172	1	93	438	13.3
18.	Jones,David-SJU	JR	31	158	42	51	409	13.2
19.	Carter,Devin-PC	SO	33	141	35	113	430	13.0
20.	Kolek,Tyler-MU	JR	36	165	47	89	466	12.9
21.	Taylor,Jayden-BU	SO	32	135	45	97	412	12.9
22.	Scheierman,Baylor-CU	JR	37	161	87	63	472	12.8
23.	Dawes,Al-Amir-SHU	SR	33	138	78	62	416	12.6
24.	Whitmore,Cam-VU	FR	26	122	37	45	326	12.5
25.	Prosper,Olivier-Maxe-MU		36	150	39	111	450	12.5
26.	Nembhard,Ryan-CU	SO	37	161	53	74	449	12.1
27.	Kaluma,Arthur-CU	SO	37	146	41	103	436	11.8
28.	Lukosius,Simas-BU	SO	32	132	59	48	371	11.6
29.	Bates,Manny-BU	SR	26	130	0	41	301	11.6
30.	Ighodaro,Oso-MU	JR	36	186	0	40	412	11.4

## REBOUNDING

##	Player-Team	Cl	G	OFF	DEF	TOT	Avg/G
1.	Soriano,Joel-SJU	SR	33	144	249	393	11.9
2.	Hopkins,Bryce-PC	SO	33	53	226	279	8.5
3.	Scheierman,Baylor-CU	JR	37	35	271	306	8.3
4.	Nunge,Jack-XU	SR	37	103	186	289	7.8
5.	Sanogo,Adama-UCONN	JR	39	102	197	299	7.7
6.	Croswell,Ed-PC	SR	33	127	120	247	7.5
7.	Wahab,Qudus-GU	SR	29	81	125	206	7.1
8.	Jones,David-SJU	JR	31	72	139	211	6.8
9.	Penn,Eral-DPU	SR	33	79	144	223	6.8
10.	Dixon,Eric-VU	SR	34	80	144	224	6.6
11.	Jackson Jr.,Andre-UCONN	JR	36	67	156	223	6.2
12.	Akok,Akok-GU	JR	31	42	150	192	6.2
13.	Kalkbrenner,Ryan-CU	JR	34	85	123	208	6.1
14.	Kaluma,Arthur-CU	SO	37	60	162	222	6.0
15.	Ighodaro,Oso-MU	JR	36	67	147	214	5.9
16.	Samuel,Tyrese-SHU	SR	33	73	122	195	5.9
17.	Jones,Colby-XU	JR	36	45	161	206	5.7
18.	Clingan,Donovan-UCONN	FR	39	86	134	220	5.6
19.	Bates,Manny-BU	SR	26	34	110	144	5.5
20.	Whitmore,Cam-VU	FR	26	21	117	138	5.3

## FIELD GOAL PCT (MIN. 3.0 MADE PER GAME)

##	Player-Team	Cl	G	FG	FGA	Pct
1.	Kalkbrenner,Ryan-CU	JR	34	219	315	.695
2.	Ighodaro,Oso-MU	JR	36	186	282	.660
3.	Bates,Manny-BU	SR	26	130	210	.619
4.	Croswell,Ed-PC	SR	33	172	281	.612
5.	Sanogo,Adama-UCONN	JR	39	277	457	.606
6.	Hunter,Jerome-XU	SR	37	115	200	.575
7.	Soriano,Joel-SJU	SR	33	188	334	.563
8.	Samuel,Tyrese-SHU	SR	33	138	251	.550
9.	Nelson,Da'Sean-DPU	JR	32	122	231	.528
10.	Ndefo,KC-SHU	SR	33	104	198	.525
11.	Nunge,Jack-XU	SR	37	200	388	.515
12.	Prosper,Olivier-Maxe-MU		36	150	293	.512
13.	Wahab,Qudus-GU	SR	29	97	190	.511
14.	Jones,Colby-XU	JR	36	207	407	.509
15.	Dixon,Eric-VU	SR	34	190	386	.492

## 3-POINT FG PCT (MIN. 1.0 MADE PER GAME)

##	Player-Team	Cl	G	3FG	FGA	Pct
1.	Calcaterra,Joey-UCONN	SR	38	50	112	.446
2.	Kunkel,Adam-XU	SR	35	68	160	.425
3.	Gibson,Umoja-DPU	SR	33	89	214	.416
4.	Johnson,Javan-DPU	SR	33	82	199	.412
5.	Alexander,Trey-CU	SO	37	66	161	.410
6.	Storr,AJ-SJU	FR	33	38	94	.404
7.	Boum,Souley-XU	SR	37	78	193	.404
8.	Karaban,Alex-UCONN	FR	39	66	164	.402
9.	Joplin,David-MU	SO	36	67	168	.399
10.	Kolek,Tyler-MU	JR	36	47	118	.398
11.	Nunge,Jack-XU	SR	37	40	102	.392
12.	Hawkins,Jordan-UCONN	SO	37	109	281	.388
13.	Locke,Noah-PC	SR	33	72	187	.385
14.	Dawes,Al-Amir-SHU	SR	33	78	204	.382
15.	Dixon,Eric-VU	SR	34	42	111	.378

## FREE THROW PCT (MIN. 2.0 MADE PER GAME)

##	Player-Team	Cl	G	FTM	FTA	Pct
1.	Slater,Brandon-VU	SR	34	89	97	.918
2.	Hawkins,Jordan-UCONN	SO	37	125	141	.887
3.	Boum,Souley-XU	SR	37	155	178	.871
4.	Nembhard,Ryan-CU	SO	37	74	85	.871
5.	Gibson,Umoja-DPU	SR	33	98	113	.867
6.	Daniels,Caleb-VU	SR	34	91	106	.858
7.	Harris,Chuck-BU	JR	29	58	68	.853
8.	Bynum,Jared-PC	SR	29	59	71	.831
9.	Alexander,Trey-CU	SO	37	98	119	.824
10.	Newton,Tristen-UCONN	SR	39	133	163	.816
11.	Kolek,Tyler-MU	JR	36	89	111	.802
12.	Kalkbrenner,Ryan-CU	JR	34	97	122	.795
13.	Spears,Primo-GU	SO	32	96	121	.793
14.	Dixon,Eric-VU	SR	34	103	130	.792
15.	Taylor,Jayden-BU	SO	32	97	126	.770

## ASSISTS

##	Player-Team	Cl	G	Assists	Avg/G
1.	Kolek,Tyler-MU	JR	36	270	7.5
2.	Spears,Primo-GU	SO	32	169	5.3
3.	Nembhard,Ryan-CU	SO	37	177	4.8
4.	Newton,Tristen-UCONN	SR	39	185	4.7
5.	Jackson Jr.,Andre-UCONN	JR	36	169	4.7
6.	Gibson,Umoja-DPU	SR	33	154	4.7
7.	Jones,Colby-XU	JR	36	158	4.4
8.	Curbelo,Andre-SJU	JR	26	113	4.3
9.	Bynum,Jared-PC	SR	29	125	4.3
10.	Boum,Souley-XU	SR	37	158	4.3

## 2022-23 Individual &amp; Team Statistics

## STEALS

##	Player-Team	Cl	G	Steals	Avg/G
1.	Alexander, Posh-SJU	JR	30	61	2.0
2.	Curbelo, Andre-SJU	JR	26	52	2.0
3.	Richmond, Kadary-SHU	JR	27	53	2.0
4.	Gibson, Umoja-DPU	SR	33	61	1.8
5.	Carter, Devin-PC	SO	33	59	1.8
6.	Kolek, Tyler-MU	JR	36	64	1.8
7.	Mitchell, Stevie-MU	SO	36	60	1.7
8.	Odukale, Femi-SHU	JR	32	52	1.6
9.	Addae-Wusu, Dylan-SJU	JR	32	51	1.6
10.	Whitmore, Cam-VU	FR	26	37	1.4
11.	Murray, Brandon-GU	SO	27	38	1.4
12.	Jones, Kam-MU	SO	36	50	1.4
13.	Hunter Jr., Eric-BU	SR	31	42	1.4
14.	Taylor, Jayden-BU	SO	32	42	1.3
15.	Jones, Colby-XU	JR	36	47	1.3

## BLOCKED SHOTS

##	Player-Team	Cl	G	Blocks	Avg/G
1.	Kalkbrenner, Ryan-CU	JR	34	72	2.1
2.	Akok, Akok-GU	JR	31	62	2.0
3.	Bates, Manny-BU	SR	26	49	1.9
4.	Ndefo, KC-SHU	SR	33	62	1.9
5.	Clingan, Donovan-UConn	FR	39	70	1.8
6.	Ighodaro, Oso-MU	JR	36	54	1.5
7.	Soriano, Joel-SJU	SR	33	47	1.4
8.	Moore, Clifton-PC	SR	33	39	1.2
9.	Nunge, Jack-XU	SR	37	43	1.2
10.	Carter, Devin-PC	SO	33	35	1.1
11.	Penn, Eral-DPU	SR	33	32	1.0
12.	Croswell, Ed-PC	SR	33	30	0.9
13.	Johnson, Javan-DPU	SR	33	29	0.9
14.	Sanogo, Adama-UConn	JR	39	32	0.8
15.	Samuel, Tyrese-SHU	SR	33	26	0.8

## ASSIST/TURNOVER RATIO (MIN. 3.0 ASSISTS/GAME)

##	Player-Team	Cl	G	Asst	Avg	Turn	Avg	Ratio
1.	Kolek, Tyler-MU	JR	36	270	7.5	90	2.5	3.0
2.	Bynum, Jared-PC	SR	29	125	4.3	47	1.6	2.7
3.	Jackson Jr., Andre-UConn	JR	36	169	4.7	71	2.0	2.4
4.	Nembhard, Ryan-CU	SO	37	177	4.8	77	2.1	2.3
5.	Boum, Souley-XU	SR	37	158	4.3	70	1.9	2.3
6.	Ighodaro, Oso-MU	JR	36	119	3.3	58	1.6	2.1
7.	Newton, Tristen-UConn	SR	39	185	4.7	93	2.4	2.0
8.	Jones, Colby-XU	JR	36	158	4.4	84	2.3	1.9
9.	Richmond, Kadary-SHU	JR	27	110	4.1	59	2.2	1.9
10.	Gibson, Umoja-DPU	SR	33	154	4.7	85	2.6	1.8

## SCORING OFFENSE

##	Team	G	W-L	Pts	Avg/G
1.	Xavier	37	27-10	2995	80.9
2.	Marquette	36	29-7	2856	79.3
3.	Connecticut	39	31-8	3064	78.6
4.	St. John's	33	18-15	2552	77.3
	Providence	33	21-12	2552	77.3
6.	Creighton	37	24-13	2828	76.4
7.	DePaul	33	10-23	2349	71.2
8.	Villanova	34	17-17	2366	69.6
9.	Georgetown	32	7-25	2225	69.5
10.	Seton Hall	33	17-16	2256	68.4
11.	Butler	32	14-18	2088	65.2

## SCORING DEFENSE

##	Team	G	Pts	Avg/G
1.	Connecticut	39	2501	64.1
2.	Seton Hall	33	2149	65.1
3.	Villanova	34	2301	67.7
4.	Butler	32	2174	67.9
5.	Creighton	37	2531	68.4
6.	Marquette	36	2530	70.3
7.	Providence	33	2343	71.0
8.	Xavier	37	2741	74.1
9.	St. John's	33	2481	75.2
10.	DePaul	33	2551	77.3
11.	Georgetown	32	2500	78.1

## SCORING MARGIN

##	Team	G	OFF	DEF	Margin
1.	Connecticut	39	78.6	64.1	+14.4
2.	Marquette	36	79.3	70.3	+9.1
3.	Creighton	37	76.4	68.4	+8.0
4.	Xavier	37	80.9	74.1	+6.9
5.	Providence	33	77.3	71.0	+6.3
6.	Seton Hall	33	68.4	65.1	+3.2
7.	St. John's	33	77.3	75.2	+2.2
8.	Villanova	34	69.6	67.7	+1.9
9.	Butler	32	65.2	67.9	-2.7
10.	DePaul	33	71.2	77.3	-6.1
11.	Georgetown	32	69.5	78.1	-8.6

## FREE THROW PCT

##	Team	G	FTM	FTA	Pct
1.	Villanova	34	456	556	.820
2.	Creighton	37	481	614	.783
3.	Connecticut	39	547	719	.761
4.	Providence	33	532	717	.742
5.	DePaul	33	400	541	.739
6.	Butler	32	339	459	.739
7.	Marquette	36	422	588	.718
8.	Georgetown	32	404	563	.718
9.	Xavier	37	503	708	.710
10.	St. John's	33	419	599	.700
11.	Seton Hall	33	498	726	.686

## FIELD GOAL PERCENTAGES

##	Team	G	FG	FGA	Pct
1.	Xavier	37	1109	2256	.492
2.	Marquette	36	1056	2174	.486
3.	Creighton	37	1014	2164	.469
4.	Connecticut	39	1082	2333	.464
5.	Providence	33	901	1975	.456
6.	St. John's	33	970	2159	.449
7.	Seton Hall	33	784	1785	.439
8.	Butler	32	771	1767	.436
9.	Villanova	34	807	1853	.436
10.	DePaul	33	838	1961	.427
11.	Georgetown	32	818	1934	.423

## 2022-23 Team Statistics

## FIELD GOAL PCT DEFENSE

##	Team	G	FG	FGA	Pct
1.	Connecticut	39	856	2145	.399
2.	Seton Hall	33	762	1835	.415
3.	Creighton	37	983	2332	.422
4.	St. John's	33	885	2037	.434
5.	Villanova	34	817	1871	.437
6.	Providence	33	872	1979	.441
7.	Xavier	37	1012	2285	.443
8.	Marquette	36	919	2067	.445
9.	Butler	32	838	1874	.447
10.	DePaul	33	903	1984	.455
11.	Georgetown	32	918	2001	.459

## 3-POINT FG PCT

##	Team	G	FG	FGA	Pct
1.	Xavier	37	274	703	.390
2.	DePaul	33	273	742	.368
3.	Connecticut	39	353	973	.363
4.	Creighton	37	319	902	.354
5.	Marquette	36	322	912	.353
6.	Providence	33	218	630	.346
7.	Villanova	34	296	885	.334
8.	St. John's	33	193	583	.331
9.	Butler	32	207	633	.327
10.	Seton Hall	33	190	585	.325
11.	Georgetown	32	185	599	.309

## 3-POINT FG PCT DEFENSE

##	Team	G	FG	FGA	Pct
1.	Connecticut	39	194	653	.297
2.	Seton Hall	33	215	676	.318
3.	Butler	32	200	623	.321
4.	Creighton	37	231	688	.336
5.	Villanova	34	264	780	.338
6.	Providence	33	225	664	.339
7.	St. John's	33	277	802	.345
8.	Marquette	36	269	776	.347
9.	DePaul	33	241	689	.350
10.	Xavier	37	274	765	.358
11.	Georgetown	32	308	791	.389

## REBOUNDING OFFENSE

##	Team	G	Reb	Avg/G
1.	St. John's	33	1324	40.1
2.	Connecticut	39	1534	39.3
3.	Providence	33	1256	38.1
4.	Xavier	37	1396	37.7
5.	Creighton	37	1369	37.0
6.	Georgetown	32	1151	36.0
7.	Seton Hall	33	1157	35.1
8.	DePaul	33	1070	32.4
9.	Marquette	36	1146	31.8
10.	Villanova	34	1078	31.7
11.	Butler	32	959	30.0

## REBOUNDING DEFENSE

##	Team	G	Reb	Avg/G
1.	Connecticut	39	1173	30.1
2.	Xavier	37	1195	32.3
3.	Providence	33	1069	32.4
4.	Villanova	34	1122	33.0
5.	Creighton	37	1230	33.2
6.	Seton Hall	33	1121	34.0
7.	Marquette	36	1276	35.4
8.	St. John's	33	1178	35.7
9.	Butler	32	1160	36.2
10.	Georgetown	32	1196	37.4
11.	DePaul	33	1273	38.6

## REBOUNDING MARGIN

##	Team	G	TEAM	Avg	OPP	Avg	Margin
1.	Connecticut	39	1534	39.3	1173	30.1	+9.3
2.	Providence	33	1256	38.1	1069	32.4	+5.7
3.	Xavier	37	1396	37.7	1195	32.3	+5.4
4.	St. John's	33	1324	40.1	1178	35.7	+4.4
5.	Creighton	37	1369	37.0	1230	33.2	+3.8
6.	Seton Hall	33	1157	35.1	1121	34.0	+1.1
7.	Villanova	34	1078	31.7	1122	33.0	-1.3
8.	Georgetown	32	1151	36.0	1196	37.4	-1.4
9.	Marquette	36	1146	31.8	1276	35.4	-3.6
10.	DePaul	33	1070	32.4	1273	38.6	-6.2
11.	Butler	32	959	30.0	1160	36.2	-6.3

## BLOCKED SHOTS

##	Team	G	Blocks	Avg/G
1.	Connecticut	39	190	4.9
2.	DePaul	33	156	4.7
3.	Georgetown	32	146	4.6
4.	Providence	33	147	4.5
5.	Seton Hall	33	143	4.3
6.	Butler	32	138	4.3
7.	Creighton	37	152	4.1
8.	St. John's	33	123	3.7
9.	Xavier	37	120	3.2
10.	Marquette	36	108	3.0
11.	Villanova	34	58	1.7

## ASSISTS

##	Team	G	Assists	Avg/G
1.	Xavier	37	705	19.1
2.	Connecticut	39	684	17.5
3.	Marquette	36	624	17.3
4.	Creighton	37	581	15.7
5.	St. John's	33	500	15.2
6.	Providence	33	482	14.6
7.	DePaul	33	457	13.8
8.	Butler	32	403	12.6
9.	Seton Hall	33	401	12.2
10.	Georgetown	32	380	11.9
11.	Villanova	34	377	11.1

## STEALS

##	Team	G	Steals	Avg/G
1.	Marquette	36	330	9.2
2.	Seton Hall	33	272	8.2
	St. John's	33	272	8.2
4.	Providence	33	226	6.8
5.	Butler	32	216	6.8
6.	DePaul	33	211	6.4
7.	Xavier	37	236	6.4
8.	Connecticut	39	245	6.3
9.	Georgetown	32	197	6.2
10.	Villanova	34	194	5.7
11.	Creighton	37	185	5.0

## ASSIST/TURNOVER RATIO

##	Team	G	Asst	Avg	Turn	Avg	Ratio
1.	Marquette	36	624	17.3	386	10.7	1.6
2.	Xavier	37	705	19.1	459	12.4	1.5
3.	Connecticut	39	684	17.5	503	12.9	1.4
4.	Creighton	37	581	15.7	429	11.6	1.4
5.	Providence	33	482	14.6	387	11.7	1.2
6.	Villanova	34	377	11.1	343	10.1	1.1
7.	St. John's	33	500	15.2	462	14.0	1.1
8.	DePaul	33	457	13.8	427	12.9	1.1
9.	Butler	32	403	12.6	378	11.8	1.1
10.	Georgetown	32	380	11.9	392	12.3	1.0
11.	Seton Hall	33	401	12.2	454	13.8	0.9

# 2022-23 Individual Statistics

## SCORING

##	Player-Team	Cl	G	FG	3FG	FT	Pts	Avg/G
1.	Hawkins, Jordan-UConn	SO	20	105	55	81	346	17.3
2.	Boum, Souley-XU	SR	20	109	47	70	335	16.8
3.	Hopkins, Bryce-PC	SO	20	110	20	94	334	16.7
4.	Sanogo, Adama-UConn	JR	20	134	10	45	323	16.2
5.	Gibson, Umoja-DPU	SR	20	105	59	48	317	15.9
6.	Dixon, Eric-VU	SR	20	112	20	68	312	15.6
7.	Jones, Colby-XU	JR	20	124	27	36	311	15.6
8.	Soriano, Joel-SJU	SR	20	116	0	74	306	15.3
9.	Spears, Primo-GU	SO	20	118	19	50	305	15.3
10.	Kolek, Tyler-MU	JR	20	107	25	63	302	15.1
11.	Kalkbrenner, Ryan-CU	JR	19	110	1	58	279	14.7
12.	Alexander, Trey-CU	SO	20	101	42	49	293	14.7
	Jones, Kam-MU	SO	20	111	56	15	293	14.7
14.	Carter, Devin-PC	SO	20	96	24	72	288	14.4
15.	Croswell, Ed-PC	SR	20	106	1	73	286	14.3
16.	Daniels, Caleb-VU	SR	20	92	48	47	279	14.0
17.	Nunge, Jack-XU	SR	20	102	22	41	267	13.4
	Dawes, Al-Amir-SHU	SR	20	85	51	46	267	13.4
19.	Murray, Brandon-GU	SO	17	83	18	42	226	13.3
20.	Scheierman, Baylor-CU	JR	20	89	45	33	256	12.8
21.	Johnson, Javan-DPU	SR	20	96	45	13	250	12.5
	Ighodaro, Oso-MU	JR	20	111	0	28	250	12.5
23.	Whitmore, Cam-VU	FR	20	94	28	33	249	12.5
24.	Nembhard, Ryan-CU	SO	20	90	32	33	245	12.3
	Taylor, Jayden-BU	SO	20	79	25	62	245	12.3
26.	Richmond, Kadary-SHU	JR	17	71	12	47	201	11.8
27.	Locke, Noah-PC	SR	20	86	45	18	235	11.8
28.	Jones, David-SJU	JR	18	82	21	26	211	11.7
29.	Nelson, Da'Sean-DPU	JR	19	87	7	37	218	11.5
30.	Kaluma, Arthur-CU	SO	20	76	20	52	224	11.2

## REBOUNDING

##	Player-Team	Cl	G	OFF	DEF	TOT	Avg/G
1.	Soriano, Joel-SJU	SR	20	86	143	229	11.5
2.	Hopkins, Bryce-PC	SO	20	28	143	171	8.6
3.	Croswell, Ed-PC	SR	20	81	84	165	8.3
4.	Nunge, Jack-XU	SR	20	61	101	162	8.1
5.	Sanogo, Adama-UConn	JR	20	55	96	151	7.6
	Scheierman, Baylor-CU	JR	20	17	134	151	7.6
7.	Wahab, Qudus-GU	SR	17	46	75	121	7.1
8.	Kaluma, Arthur-CU	SO	20	36	102	138	6.9
9.	Penn, Eral-DPU	SR	20	44	89	133	6.7
10.	Jackson Jr., Andre-UConn	JR	20	46	86	132	6.6
11.	Dixon, Eric-VU	SR	20	44	87	131	6.6
12.	Jones, David-SJU	JR	18	34	80	114	6.3
13.	Kalkbrenner, Ryan-CU	JR	19	44	65	109	5.7
14.	Richmond, Kadary-SHU	JR	17	10	84	94	5.5
15.	Akok, Akok-GU	JR	20	18	90	108	5.4
16.	Jones, Colby-XU	JR	20	21	86	107	5.4
17.	Carter, Devin-PC	SO	20	27	78	105	5.3
18.	Clingan, Donovan-UConn	FR	20	44	60	104	5.2
	Ighodaro, Oso-MU	JR	20	35	69	104	5.2
20.	Whitmore, Cam-VU	FR	20	14	87	101	5.1

## FIELD GOAL PCT (MIN. 3.0 MADE PER GAME)

##	Player-Team	Cl	G	FG	FGA	Pct
1.	Kalkbrenner, Ryan-CU	JR	19	110	163	.675
2.	Ighodaro, Oso-MU	JR	20	111	167	.665
3.	Bates, Manny-BU	SR	15	63	104	.606
4.	Croswell, Ed-PC	SR	20	106	175	.606
5.	Samuel, Tyrese-SHU	SR	20	86	150	.573
6.	Hunter, Jerome-XU	SR	20	74	130	.569
7.	Sanogo, Adama-UConn	JR	20	134	236	.568
8.	Soriano, Joel-SJU	SR	20	116	209	.555
9.	Wahab, Qudus-GU	SR	17	58	106	.547
10.	Jones, Colby-XU	JR	20	124	227	.546
11.	Nelson, Da'Sean-DPU	JR	19	87	162	.537
12.	Nunge, Jack-XU	SR	20	102	197	.518
13.	Kolek, Tyler-MU	JR	20	107	209	.512
14.	Dixon, Eric-VU	SR	20	112	222	.505
15.	Prosper, Olivier-Maxe-MU		20	75	151	.497

## 3-POINT FG PCT (MIN. 1.0 MADE PER GAME)

##	Player-Team	Cl	G	3FG	FGA	Pct
1.	Alexander, Trey-CU	SO	20	42	96	.438
2.	Gibson, Umoja-DPU	SR	20	59	140	.421
3.	Hopkins, Bryce-PC	SO	20	20	48	.417
4.	Nunge, Jack-XU	SR	20	22	53	.415
5.	Bynum, Jared-PC	SR	16	29	70	.414
6.	Locke, Noah-PC	SR	20	45	109	.413
7.	Mozzone, Bryson-GU	SR	19	26	63	.413
8.	Nembhard, Ryan-CU	SO	20	32	80	.400
9.	Storr, AJ-SJU	FR	20	25	63	.397
10.	Karaban, Alex-UConn	FR	20	36	91	.396
	Kunkel, Adam-XU	SR	20	36	91	.396
12.	Boum, Souley-XU	SR	20	47	120	.392
13.	Kolek, Tyler-MU	JR	20	25	64	.391
14.	Dawes, Al-Amir-SHU	SR	20	51	134	.381
15.	Johnson, Javan-DPU	SR	20	45	119	.378

## FREE THROW PCT (MIN. 2.0 MADE PER GAME)

##	Player-Team	Cl	G	FTM	FTA	Pct
1.	Slater, Brandon-VU	SR	20	40	44	.909
2.	Hawkins, Jordan-UConn	SO	20	81	90	.900
3.	Daniels, Caleb-VU	SR	20	47	53	.887
4.	Boum, Souley-XU	SR	20	70	81	.864
5.	Gibson, Umoja-DPU	SR	20	48	58	.828
6.	Dawes, Al-Amir-SHU	SR	20	46	56	.821
7.	Newton, Tristen-UConn	SR	20	65	80	.813
8.	Kolek, Tyler-MU	JR	20	63	78	.808
9.	Dixon, Eric-VU	SR	20	68	85	.800
10.	Kalkbrenner, Ryan-CU	JR	19	58	73	.795
11.	Soriano, Joel-SJU	SR	20	74	96	.771
12.	Alexander, Trey-CU	SO	20	49	64	.766
13.	Hopkins, Bryce-PC	SO	20	94	123	.764
14.	Sanogo, Adama-UConn	JR	20	45	59	.763
15.	Spears, Primo-GU	SO	20	50	66	.758

## ASSISTS

##	Player-Team	Cl	G	Assists	Avg/G
1.	Kolek, Tyler-MU	JR	20	160	8.0
2.	Spears, Primo-GU	SO	20	108	5.4
3.	Boum, Souley-XU	SR	20	93	4.7
4.	Richmond, Kadary-SHU	JR	17	78	4.6
5.	Newton, Tristen-UConn	SR	20	91	4.6
6.	Nembhard, Ryan-CU	SO	20	86	4.3
7.	Jackson Jr., Andre-UConn	JR	20	83	4.2
8.	Alexander, Posh-SJU	JR	18	74	4.1
9.	Gibson, Umoja-DPU	SR	20	82	4.1
10.	Jones, Colby-XU	JR	20	81	4.1

# 2022-23 Individual & Team Statistics

## STEALS

##	Player-Team	Cl	G	Steals	Avg/G
1.	Curbelo, Andre-SJU	JR	15	32	2.1
2.	Kolek, Tyler-MU	JR	20	42	2.1
3.	Mitchell, Stevie-MU	SO	20	41	2.1
4.	Alexander, Posh-SJU	JR	18	35	1.9
5.	Richmond, Kadary-SHU	JR	17	33	1.9
6.	Carter, Devin-PC	SO	20	37	1.9
7.	Addae-Wusu, Dylan-SJU	JR	20	36	1.8
8.	Odukale, Femi-SHU	JR	19	33	1.7
9.	Gibson, Umoja-DPU	SR	20	32	1.6
10.	Whitmore, Cam-VU	FR	20	30	1.5
11.	Murray, Brandon-GU	SO	17	25	1.5
12.	Jones, Kam-MU	SO	20	29	1.5
13.	Jones, Colby-XU	JR	20	27	1.4
14.	Scheierman, Baylor-CU	JR	20	26	1.3
15.	Taylor, Jayden-BU	SO	20	25	1.3

## BLOCKED SHOTS

##	Player-Team	Cl	G	Blocks	Avg/G
1.	Kalkbrenner, Ryan-CU	JR	19	48	2.5
2.	Akok, Akok-GU	JR	20	40	2.0
3.	Ndefo, KC-SHU	SR	20	38	1.9
4.	Clingan, Donovan-UCONN	FR	20	34	1.7
5.	Ighodaro, Oso-MU	JR	20	28	1.4
6.	Carter, Devin-PC	SO	20	27	1.4
7.	Soriano, Joel-SJU	SR	20	26	1.3
8.	Bates, Manny-BU	SR	15	18	1.2
9.	Anei, Yor-DPU	SR	16	18	1.1
10.	Thomas, Jalen-BU	SR	20	22	1.1
11.	Croswell, Ed-PC	SR	20	20	1.0
12.	Nunge, Jack-XU	SR	20	19	1.0
13.	Hopkins, Bryce-PC	SO	20	17	0.9
	Johnson, Javan-DPU	SR	20	17	0.9
15.	Samuel, Tyrese-SHU	SR	20	16	0.8
	Ezewiro, Bradley-GU	SO	20	16	0.8
	Moore, Clifton-PC	SR	20	16	0.8

## ASSIST/TURNOVER RATIO (MIN. 3.0 ASSISTS/GAME)

##	Player-Team	Cl	G	Asst	Avg	Turn	Avg	Ratio
1.	Kolek, Tyler-MU	JR	20	160	8.0	45	2.3	3.6
2.	Boum, Souley-XU	SR	20	93	4.7	37	1.9	2.5
3.	Carter, Devin-PC	SO	20	61	3.1	27	1.4	2.3
4.	Richmond, Kadary-SHU	JR	17	78	4.6	37	2.2	2.1
5.	Newton, Tristen-UCONN	SR	20	91	4.6	45	2.3	2.0
6.	Bynum, Jared-PC	SR	16	62	3.9	31	1.9	2.0
7.	Nembhard, Ryan-CU	SO	20	86	4.3	44	2.2	2.0
8.	Gibson, Umoja-DPU	SR	20	82	4.1	42	2.1	2.0
9.	Kunkel, Adam-XU	SR	20	68	3.4	37	1.9	1.8
10.	Jackson Jr., Andre-UCONN	JR	20	83	4.2	46	2.3	1.8
11.	Jones, Colby-XU	JR	20	81	4.1	47	2.4	1.7
12.	Curbelo, Andre-SJU	JR	15	59	3.9	36	2.4	1.6
13.	Ighodaro, Oso-MU	JR	20	64	3.2	40	2.0	1.6
14.	Alexander, Posh-SJU	JR	18	74	4.1	50	2.8	1.5
15.	Spears, Primo-GU	SO	20	108	5.4	73	3.7	1.5

## SCORING OFFENSE

##	Team	G	W-L	Pts	Avg/G
1.	Xavier	20	15-5	1631	81.6
2.	Marquette	20	17-3	1607	80.3
3.	Providence	20	13-7	1550	77.5
4.	Creighton	20	14-6	1524	76.2
5.	St. John's	20	7-13	1521	76.1
6.	Connecticut	20	13-7	1513	75.7
7.	DePaul	20	3-17	1395	69.8
8.	Villanova	20	10-10	1374	68.7
9.	Seton Hall	20	10-10	1372	68.6
10.	Georgetown	20	2-18	1364	68.2
11.	Butler	20	6-14	1200	60.0

## SCORING DEFENSE

##	Team	G	Pts	Avg/G
1.	Creighton	20	1343	67.2
2.	Seton Hall	20	1351	67.6
3.	Villanova	20	1362	68.1
4.	Connecticut	20	1367	68.3
5.	Butler	20	1402	70.1
6.	Marquette	20	1458	72.9
7.	Providence	20	1469	73.4
8.	Xavier	20	1511	75.6
9.	DePaul	20	1582	79.1
10.	St. John's	20	1602	80.1
11.	Georgetown	20	1604	80.2

## SCORING MARGIN

##	Team	G	OFF	DEF	Margin
1.	Creighton	20	76.2	67.2	+9.0
2.	Marquette	20	80.3	72.9	+7.4
3.	Connecticut	20	75.7	68.3	+7.3
4.	Xavier	20	81.6	75.6	+6.0
5.	Providence	20	77.5	73.4	+4.1
6.	Seton Hall	20	68.6	67.6	+1.0
7.	Villanova	20	68.7	68.1	+0.6
8.	St. John's	20	76.1	80.1	-4.0
9.	DePaul	20	69.8	79.1	-9.3
10.	Butler	20	60.0	70.1	-10.1
11.	Georgetown	20	68.2	80.2	-12.0

## FREE THROW PCT

##	Team	G	FTM	FTA	Pct
1.	Villanova	20	270	328	.823
2.	Creighton	20	254	322	.789
3.	Connecticut	20	277	361	.767
4.	Providence	20	334	444	.752
5.	Butler	20	213	289	.737
6.	Marquette	20	228	314	.726
7.	Xavier	20	253	356	.711
8.	Georgetown	20	252	360	.700
9.	DePaul	20	217	313	.693
10.	St. John's	20	244	353	.691
11.	Seton Hall	20	272	398	.683

## FIELD GOAL PERCENTAGES

##	Team	G	FG	FGA	Pct
1.	Xavier	20	612	1232	.497
2.	Marquette	20	602	1214	.496
3.	Creighton	20	548	1152	.476
4.	Providence	20	538	1199	.449
5.	St. John's	20	583	1302	.448
6.	Seton Hall	20	491	1104	.445
7.	Villanova	20	472	1076	.439
8.	Connecticut	20	532	1213	.439
9.	DePaul	20	512	1217	.421
10.	Georgetown	20	499	1199	.416
11.	Butler	20	435	1083	.402

## FIELD GOAL PCT DEFENSE

##	Team	G	FG	FGA	Pct
1.	Creighton	20	508	1242	.409
2.	Connecticut	20	469	1111	.422
3.	Seton Hall	20	483	1117	.432
4.	Villanova	20	483	1103	.438
5.	Xavier	20	558	1246	.448
6.	Providence	20	545	1204	.453
7.	St. John's	20	561	1239	.453
8.	Butler	20	531	1147	.463
9.	DePaul	20	559	1207	.463
10.	Marquette	20	531	1125	.472
11.	Georgetown	20	596	1250	.477



### 3-POINT FG PCT

##	Team	G	FG	FGA	Pct
1.	Xavier	20	154	392	.393
2.	Providence	20	140	378	.370
3.	Creighton	20	174	475	.366
4.	Marquette	20	175	486	.360
5.	DePaul	20	154	435	.354
6.	Connecticut	20	172	498	.345
7.	St. John's	20	111	324	.343
8.	Seton Hall	20	118	346	.341
9.	Villanova	20	160	491	.326
10.	Butler	20	117	379	.309
11.	Georgetown	20	114	371	.307

### 3-POINT FG PCT DEFENSE

##	Team	G	FG	FGA	Pct
1.	Connecticut	20	105	343	.306
2.	Providence	20	130	409	.318
3.	Seton Hall	20	137	428	.320
4.	Villanova	20	142	439	.323
5.	Creighton	20	119	367	.324
6.	Butler	20	132	391	.338
7.	Xavier	20	151	430	.351
8.	DePaul	20	152	419	.363
9.	Marquette	20	152	414	.367
10.	St. John's	20	176	479	.367
11.	Georgetown	20	193	456	.423

### REBOUNDING OFFENSE

##	Team	G	Reb	Avg/G
1.	Connecticut	20	778	38.9
2.	Providence	20	766	38.3
3.	Xavier	20	755	37.8
	St. John's	20	755	37.8
5.	Creighton	20	749	37.5
6.	Georgetown	20	714	35.7
7.	Seton Hall	20	672	33.6
8.	DePaul	20	642	32.1
9.	Villanova	20	624	31.2
10.	Marquette	20	603	30.2
11.	Butler	20	569	28.5

### REBOUNDING DEFENSE

##	Team	G	Reb	Avg/G
1.	Connecticut	20	617	30.9
2.	Creighton	20	642	32.1
3.	Xavier	20	645	32.2
4.	Villanova	20	655	32.8
5.	Providence	20	662	33.1
6.	Seton Hall	20	686	34.3
7.	Marquette	20	693	34.7
8.	Georgetown	20	734	36.7
9.	St. John's	20	741	37.0
10.	Butler	20	755	37.8
11.	DePaul	20	797	39.8

### BLOCKED SHOTS

##	Team	G	Blocks	Avg/G
1.	DePaul	20	97	4.9
2.	Connecticut	20	96	4.8
3.	Providence	20	90	4.5
4.	Georgetown	20	87	4.4
5.	Creighton	20	86	4.3
	Seton Hall	20	86	4.3
7.	Butler	20	74	3.7
8.	St. John's	20	69	3.5
9.	Marquette	20	59	3.0
10.	Xavier	20	54	2.7
11.	Villanova	20	34	1.7

### ASSISTS

##	Team	G	Assists	Avg/G
1.	Xavier	20	392	19.6
2.	Marquette	20	348	17.4
3.	Connecticut	20	329	16.5
4.	Creighton	20	313	15.7
5.	St. John's	20	303	15.2
6.	Providence	20	286	14.3
7.	DePaul	20	282	14.1
8.	Seton Hall	20	251	12.6
9.	Georgetown	20	237	11.9
10.	Butler	20	228	11.4
11.	Villanova	20	208	10.4

### STEALS

##	Team	G	Steals	Avg/G
1.	Marquette	20	202	10.1
2.	Seton Hall	20	167	8.4
3.	St. John's	20	158	7.9
4.	DePaul	20	127	6.4
5.	Providence	20	124	6.2
	Xavier	20	124	6.2
7.	Connecticut	20	122	6.1
	Butler	20	122	6.1
9.	Villanova	20	119	6.0
10.	Georgetown	20	118	5.9
11.	Creighton	20	99	5.0

### REBOUNDING MARGIN

##	Team	G	TEAM	Avg	OPP	Avg	Margin
1.	Connecticut	20	778	38.9	617	30.9	+8.0
2.	Xavier	20	755	37.8	645	32.2	+5.5
3.	Creighton	20	749	37.5	642	32.1	+5.4
4.	Providence	20	766	38.3	662	33.1	+5.2
5.	St. John's	20	755	37.8	741	37.0	+0.7
6.	Seton Hall	20	672	33.6	686	34.3	-0.7
7.	Georgetown	20	714	35.7	734	36.7	-1.0
8.	Villanova	20	624	31.2	655	32.8	-1.5
9.	Marquette	20	603	30.2	693	34.7	-4.5
10.	DePaul	20	642	32.1	797	39.8	-7.8
11.	Butler	20	569	28.5	755	37.8	-9.3

### TURNOVER MARGIN

##	Team	G	TEAM	Avg	OPP	Avg	Margin
1.	Marquette	20	202	10.1	327	16.4	+6.25
2.	Seton Hall	20	260	13.0	282	14.1	+1.10
3.	St. John's	20	273	13.7	284	14.2	+0.55
4.	Butler	20	228	11.4	236	11.8	+0.40
5.	Villanova	20	220	11.0	224	11.2	+0.20
6.	DePaul	20	242	12.1	245	12.3	+0.15
7.	Providence	20	232	11.6	213	10.7	-0.95
8.	Connecticut	20	256	12.8	234	11.7	-1.10
9.	Xavier	20	240	12.0	215	10.8	-1.25
10.	Georgetown	20	244	12.2	198	9.9	-2.30
11.	Creighton	20	248	12.4	187	9.4	-3.05

### ASSIST/TURNOVER RATIO

##	Team	G	Asst	Avg	Turn	Avg	Ratio
1.	Marquette	20	348	17.4	202	10.1	1.7
2.	Xavier	20	392	19.6	240	12.0	1.6
3.	Connecticut	20	329	16.5	256	12.8	1.3
4.	Creighton	20	313	15.7	248	12.4	1.3
5.	Providence	20	286	14.3	232	11.6	1.2
6.	DePaul	20	282	14.1	242	12.1	1.2
7.	St. John's	20	303	15.2	273	13.7	1.1
8.	Butler	20	228	11.4	228	11.4	1.0
9.	Georgetown	20	237	11.9	244	12.2	1.0
10.	Seton Hall	20	251	12.6	260	13.0	1.0
11.	Villanova	20	208	10.4	220	11.0	0.9

## 2022-23 Game Highs

## INDIVIDUAL PLAYER GAME HIGHS (ALL GAMES)

## Points

- 37 Spears,Primo (Georgetown) at Xavier (01/21/23)
- 33 Boum,Souley (Xavier) at Providence (03/01/23)

## Field goals made

- 15 Spears,Primo (Georgetown) at Xavier (01/21/23)
- 13 Sanogo,Adama (Connecticut) at Butler (12/17/22)
- 13 Sanogo,Adama (Connecticut) vs Iona (03/17/23)

## Field goal attempts

- 31 Spears,Primo (Georgetown) at Xavier (01/21/23)
- 25 Jones,David (St. John's) vs Syracuse (11/22/22)

## Field goal percentage

- .1000 (10-10) Kalkbrenner,Ryan (Creighton) vs Holy Cross (11/14/22)
- 1.000 (10-10) Clingan,Donovan (Connecticut) vs Long Island U. (12/10/22)

## 3-Pt FG made

- 8 Joplin,David (#6 Marquette) at DePaul (01/28/23)
- 7 Alexander,Trey (Creighton) vs DePaul (12/25/22)
- 7 Locke,Noah (Providence) vs DePaul (01/21/23)
- 7 Jones,Kam (#6 Marquette) vs DePaul (02/25/23)
- 7 Alexander,Trey (Creighton) vs Georgetown (03/01/23)

## 3-Pt FG attempts

- 15 Jones,David (St. John's) vs Syracuse (11/22/22)
- 14 Hawkins,Jordan (Connecticut) vs Oregon (11/24/22)
- 14 Johnson,Javan (DePaul) vs St. John's (02/14/23)

## 3-Pt percentage

- .727 (8-11) Joplin,David (Marquette) at DePaul (01/28/23)
- .700 (7-10) Jones,Kam (Marquette) vs DePaul (02/25/23)
- .700 (7-10) Alexander,Trey (Creighton) vs Georgetown (03/01/23)

## Free throws made

- 14 Newton,Tristen (Connecticut) vs Buffalo (11/15/22)
- 13 Hopkins,Bryce (Providence) vs Marquette (12/20/22)
- 13 Hopkins,Bryce (Providence) vs Connecticut (01/04/23)

## Free throw attempts

- 18 Hopkins,Bryce (Providence) vs Marquette (12/20/22)
- 17 Newton,Tristen (Connecticut) vs Buffalo (11/15/22)

## Free throw percentage

- 1.000 (12-12) Slater,Brandon (Villanova) vs Delaware State (11/14/22)
- 1.000 (12-12) Boum,Souley (Xavier) vs Duke (11/25/22)
- 1.000 (10-10) Gibson,Umoja (DePaul) vs Georgetown (12/29/22)
- 1.000 (10-10) Boum,Souley (Xavier) at Villanova (01/07/23)
- 1.000 (10-10) Nembhard,Ryan (Creighton) vs Baylor (03/19/23)

## Rebounds

- 23 Hopkins,Bryce (Providence) vs Marquette (12/20/22)
- 19 Soriano,Joel (St. John's) vs Niagara (11/26/22)

## Assists

- 15 Kolek,Tyler (Marquette) vs Georgetown (01/07/23)
- 14 Kolek,Tyler (Marquette) vs DePaul (02/25/23)

## Steals

- 6 Alexander,Posh (St. John's) vs Merrimack (11/07/22)
- 6 Gibson,Umoja (DePaul) vs Texas A&M (11/25/22)
- 6 Richmond,Kadary (Seton Hall) at Rutgers (12/11/22)
- 6 Alexander,Posh (St. John's) vs Butler (01/10/23)
- 6 Mitchell,Stevie (Marquette) vs Xavier (02/15/23)

## Blocked shots

- 8 Ongenda,Nick (DePaul) vs St. John's (02/14/23)
- 6 Ndefo,KC (Seton Hall) vs Lincoln (PA) (12/07/22)
- 6 Kalkbrenner,Ryan (Creighton) vs Seton Hall (01/03/23)
- 6 Ongenda,Nick (DePaul) vs Butler (02/22/23)

## Turnovers

- 9 Gibson,Umoja (DePaul) vs Samford (11/30/22)
- 8 Newton,Tristen (Connecticut) vs Iowa State (11/27/22)
- 8 Alexander,Posh (St. John's) at Iowa State (12/04/22)
- 8 Murray,Brandon (Georgetown) at Connecticut (12/20/22)

## TEAM GAME HIGHS (ALL GAMES)

## Points

- 114 Connecticut vs Long Island U. (12/10/22)
- 104 Creighton vs St. John's (01/25/23)

## Margin

- 53 (114-61) Connecticut vs Long Island U. (12/10/22)
- 47 (89-42) Butler vs The Citadel (11/19/22)

## Field goals made

- 45 Connecticut vs Long Island U. (12/10/22)
- 43 St. John's vs Long Island U. (11/29/22)

## Field goal attempts

- 86 St. John's at DePaul (02/14/23)
- 76 DePaul vs St. John's (02/14/23)
- 76 Providence vs Creighton (02/14/23)

## Field goal percentage

- .704 (38-54) Butler vs Saint Francis (Pa.) (11/17/22)
- .640 (32-50) Xavier vs Montana (11/11/22)

## 3-Pt FG made

- 19 Creighton vs Georgetown (03/01/23)
- 18 DePaul vs Samford (11/30/22)

## 3-Pt FG attempts

- 41 Villanova vs Portland (11/25/22)
- 40 Creighton vs Nebraska (12/04/22)

## 3-Pt percentage

- .650 (13-20) Villanova vs La Salle (11/07/22)
- .600 (12-20) Creighton at Seton Hall (02/08/23)

## Free throws made

- 35 Providence vs #6 Marquette (12/20/22)
- 30 Connecticut at DePaul (01/31/23)
- 30 Seton Hall vs DePaul (02/05/23)

## Free throw attempts

- 49 Providence vs #6 Marquette (12/20/22)
- 45 Seton Hall vs DePaul (02/05/23)

## Free throw percentage (10+ Attempts)

- 1.000 (22-22) Creighton vs Baylor (03/19/23)
- 1.000 (20-20) Providence vs Saint Louis (11/20/22)
- 1.000 (18-18) Villanova at Georgetown (01/04/23)
- 1.000 (16-16) Butler at Connecticut (01/22/23)
- 1.000 (16-16) Creighton at St. John's (02/18/23)

**Rebounds**

- 62 St. John's at DePaul (02/14/23)
- 54 Connecticut at Butler (12/17/22)

**Assists**

- 31 Xavier vs Georgetown (01/21/23)
- 29 Marquette vs Long Island U. (11/17/22)
- 29 Connecticut vs Long Island U. (12/10/22)
- 29 Marquette vs Georgetown (01/07/23)

**Steals**

- 16 St. John's vs Butler (01/10/23)
- 15 Xavier vs Morgan State (11/07/22)
- 15 Marquette vs Georgetown (01/07/23)

**Blocked shots**

- 13 DePaul vs St. John's (02/14/23)
- 11 Butler vs The Citadel (11/19/22)
- 11 Connecticut at #6 Marquette (01/11/23)
- 11 Connecticut at St. John's (02/25/23)

**Turnovers**

- 29 St. John's vs Merrimack (11/07/22)
- 26 Seton Hall vs #6 Marquette (01/21/23)

**Fouls**

- 30 Marquette at Providence (12/20/22)
- 30 Connecticut vs St. John's (01/15/23)
- 30 DePaul at Georgetown (01/24/23)

**INDIVIDUAL PLAYER GAME HIGHS**

(CONFERENCE GAMES ONLY)

**Points**

- 37 Spears,Primo (Georgetown) at Xavier (01/21/23)
- 33 Boum,Souley (Xavier) at Providence (03/01/23)

**Field goals made**

- 15 Spears,Primo (Georgetown) at Xavier (01/21/23)
- 13 Sanogo,Adama (Connecticut) at Butler (12/17/22)

**Field goal attempts**

- 31 Spears,Primo (Georgetown) at Xavier (01/21/23)
- 23 Jones,David (St. John's) at DePaul (02/14/23)
- 23 Johnson,Javan (DePaul) vs St. John's (02/14/23)

**Field goal percentage**

- .909 (10-11) Jones,Colby (Xavier) at Providence (03/01/23)
- .786 (11-14) Sanogo,Adama (Connecticut) vs DePaul (03/01/23)

**3-Pt FG made**

- 8 Joplin,David (Marquette) at DePaul (01/28/23)
- 7 Alexander,Trey (Creighton) vs DePaul (12/25/22)
- 7 Locke,Noah (Providence) vs DePaul (01/21/23)
- 7 Jones,Kam (Marquette) vs DePaul (02/25/23)
- 7 Alexander,Trey (Creighton) vs Georgetown (03/01/23)

**3-Pt FG attempts**

- 14 Johnson,Javan (DePaul) vs St. John's (02/14/23)
- 13 Daniels,Caleb (Villanova) at Georgetown (01/04/23)
- 13 Daniels,Caleb (Villanova) vs Xavier (01/07/23)
- 13 Daniels,Caleb (Villanova) at DePaul (01/10/23)

**3-Pt percentage**

- .727 (8-11) Joplin,David (Marquette) at DePaul (01/28/23)
- .700 (7-10) Jones,Kam (Marquette) vs DePaul (02/25/23)
- .700 (7-10) Alexander,Trey (Creighton) vs Georgetown (03/01/23)

**Free throws made**

- 13 Hopkins,Bryce (Providence) vs Marquette (12/20/22)
- 13 Hopkins,Bryce (Providence) vs Connecticut (01/04/23)

**Free throw attempts**

- 18 Hopkins,Bryce (Providence) vs Marquette (12/20/22)
- 15 Hopkins,Bryce (Providence) vs Connecticut (01/04/23)

**Free throw percentage**

- 1.000 (10-10) Gibson,Umoja (DePaul) vs Georgetown (12/29/22)
- 1.000 (10-10) Boum,Souley (#19 Xavier) at Villanova (01/07/23)

**Rebounds**

- 23 Hopkins,Bryce (Providence) vs Marquette (12/20/22)
- 16 Wahab,Qudus (Georgetown) at DePaul (12/29/22)
- 16 Kaluma,Arthur (Creighton) at Connecticut (01/07/23)
- 16 Soriano,Joel (St. John's) vs Villanova (01/20/23)
- 16 Soriano,Joel (St. John's) at DePaul (02/14/23)

**Assists**

- 15 Kolek,Tyler (Marquette) vs Georgetown (01/07/23)
- 14 Kolek,Tyler (Marquette) vs DePaul (02/25/23)

**Steals**

- 6 Alexander,Posh (St. John's) vs Butler (01/10/23)
- 6 Mitchell,Stevie (Marquette) vs Xavier (02/15/23)

**Blocked shots**

- 8 Ongenda,Nick (DePaul) vs St. John's (02/14/23)
- 6 Kalkbrenner,Ryan (Creighton) vs Seton Hall (01/03/23)
- 6 Ongenda,Nick (DePaul) vs Butler (02/22/23)

**Turnovers**

- 8 Murray,Brandon (Georgetown) at #14 Connecticut (12/20/22)
- 7 Murray,Brandon (Georgetown) at DePaul (12/29/22)
- 7 Hawkins,Jordan (#14 Connecticut) vs St. John's (01/15/23)
- 7 Spears,Primo (Georgetown) at Villanova (01/16/23)
- 7 Murray,Brandon (Georgetown) vs #14 Connecticut (02/04/23)
- 7 Boum,Souley (#19 Xavier) at #6 Marquette (02/15/23)
- 7 Murray,Brandon (Georgetown) vs St. John's (02/22/23)

# 2022-23 Team Highs & Opponent Game Lows



## TEAM GAME HIGHS

(CONFERENCE GAMES ONLY)

### Points

- 104 Creighton vs St. John's (01/25/23)
- 103 Providence vs Marquette (12/20/22)

### Margin

- 40 (99-59) Creighton vs Georgetown (03/01/23)
- 30 (86-56) Connecticut vs Butler (01/22/23)

### Field goals made

- 41 Xavier at Georgetown (12/16/22)
- 39 Marquette at Providence (12/20/22)
- 39 Marquette vs Georgetown (01/07/23)
- 39 Xavier vs Georgetown (01/21/23)

### Field goal attempts

- 86 St. John's at DePaul (02/14/23)
- 76 DePaul vs St. John's (02/14/23)
- 76 Providence vs Creighton (02/14/23)

### Field goal percentage

- .625 (30-48) Seton Hall at Providence (03/04/23)
- .614 (27-44) Creighton at Seton Hall (02/08/23)

### 3-Pt FG made

- 19 Creighton vs Georgetown (03/01/23)
- 16 Creighton vs DePaul (12/25/22)

### 3-Pt FG attempts

- 37 Connecticut at Xavier (12/31/22)
- 36 Marquette at DePaul (01/28/23)

### 3-Pt percentage

- .600 (12-20) Creighton at Seton Hall (02/08/23)
- .571 (8-14) Butler vs Creighton (01/17/23)
- .571 (8-14) Xavier vs Georgetown (01/21/23)

### Free throws made

- 35 Providence vs Marquette (12/20/22)
- 30 Connecticut at DePaul (01/31/23)
- 30 Seton Hall vs DePaul (02/05/23)

### Free throw attempts

- 49 Providence vs Marquette (12/20/22)
- 45 Seton Hall vs DePaul (02/05/23)

### Free throw percentage (Minimum 10 attempts)

- 1.000 (18-18) Villanova at Georgetown (01/04/23)
- 1.000 (16-16) Butler at Connecticut (01/22/23)
- 1.000 (16-16) Creighton at St. John's (02/18/23)

### Rebounds

- 62 St. John's at DePaul (02/14/23)
- 54 Connecticut at Butler (12/17/22)

### Assists

- 31 Xavier vs Georgetown (01/21/23)
- 29 Marquette vs Georgetown (01/07/23)

### Steals

- 16 St. John's vs Butler (01/10/23)
- 15 Marquette vs Georgetown (01/07/23)

### Blocked shots

- 13 DePaul vs St. John's (02/14/23)
- 11 Connecticut at Marquette (01/11/23)
- 11 Connecticut at St. John's (02/25/23)

## Turnovers

- 26 Seton Hall vs Marquette (01/21/23)
- 22 Butler at St. John's (01/10/23)

## Fouls

- 30 Marquette at Providence (12/20/22)
- 30 Connecticut vs St. John's (01/15/23)
- 30 DePaul at Georgetown (01/24/23)

## OPPONENT GAME LOWS

(ALL GAMES)

### Points

- 42 Butler vs The Citadel (11/19/22)
- 43 Seton Hall at Rutgers (12/11/22)

### Field goals made

- 14 Seton Hall at Rutgers (12/11/22)
- 15 Seton Hall vs Butler (01/07/23)

### Field goal attempts

- 37 Marquette at Seton Hall (01/21/23)
- 41 Seton Hall vs Villanova (02/28/23)

### Field goal percentage

- .268 (15-56) Seton Hall vs Butler (01/07/23)
- .269 (18-67) Seton Hall vs Drexel (12/14/22)

### 3-Pt FG made

- 2 Seton Hall vs Monmouth (11/09/22)
- 2 Connecticut vs Boston U. (11/11/22)
- 2 Connecticut vs Delaware State (11/20/22)
- 2 Seton Hall vs Siena (11/27/22)
- 2 Connecticut vs Long Island U. (12/10/22)
- 2 Creighton vs Butler (12/22/22)
- 2 Providence at Butler (12/29/22)
- 2 Connecticut vs Creighton (01/07/23)
- 2 Connecticut vs St. John's (01/15/23)
- 2 Connecticut vs Seton Hall (02/18/23)
- 2 Georgetown vs St. John's (02/22/23)
- 2 Marquette vs Michigan State (03/19/23)
- 2 Connecticut vs Gonzaga (03/25/23)

### 3-Pt FG attempts

- 9 Connecticut vs Delaware State (11/20/22)
- 9 Connecticut vs Long Island U. (12/10/22)

### 3-Pt percentage

- .100 (2-20) Connecticut vs Gonzaga (03/25/23)
- .100 (2-20) Seton Hall vs Monmouth (11/09/22)

### Free throws made

- 2 Butler vs Kansas State (11/30/22)
- 2 St. John's vs New Hampshire (12/10/22)
- 2 Butler vs Connecticut (12/17/22)
- 2 Georgetown vs Connecticut (02/04/23)

### Free throw attempts

- 2 St. John's vs New Hampshire (12/10/22)
- 3 Butler vs Kansas State (11/30/22)

## Free throw percentage

- .364 (4-11) Marquette vs Xavier (03/11/23)
- .375 (3-8) Providence vs DePaul (01/21/23)
- .375 (3-8) Seton Hall vs Wagner (11/20/22)

## Rebounds

- 16 Creighton at Seton Hall (02/08/23)
- 19 Providence vs Stonehill (11/15/22)
- 19 Connecticut vs Iowa State (11/27/22)
- 19 Creighton vs Butler (12/22/22)

## Assists

- 3 Creighton vs NC State (03/17/23)
- 5 Connecticut vs UNC Wilmington (11/18/22)
- 5 Connecticut vs Delaware State (11/20/22)
- 5 Connecticut vs Oklahoma State (12/01/22)
- 5 Connecticut vs Long Island U. (12/10/22)
- 5 Connecticut vs Creighton (01/07/23)
- 5 Connecticut vs DePaul (03/01/23)
- 5 Creighton vs Baylor (03/19/23)

## Steals

- 1 Creighton vs UC Riverside (11/17/22)
- 1 Marquette at Notre Dame (12/11/22)
- 1 Connecticut vs Creighton (01/07/23)
- 1 Providence vs Georgetown (02/08/23)
- 1 Providence vs Creighton (02/14/23)
- 1 Villanova vs Butler (02/14/23)
- 1 Villanova vs Creighton (02/25/23)
- 1 Seton Hall at Colorado (03/14/23)
- 1 Creighton vs San Diego State (03/26/23)

## Blocked shots

- 0 Several

## Turnovers

- 3 Creighton at Texas (12/01/22)
- 3 Creighton at Villanova (02/25/23)

## Fouls

- 6 Xavier at Creighton (01/28/23)
- 6 Georgetown vs Creighton (02/01/23)
- 6 Marquette at Butler (02/28/23)
- 6 Georgetown vs Villanova (03/08/23)

## OPPONENT GAME LOWS

(CONFERENCE GAMES ONLY)

### Points

- 46 Connecticut at Butler (12/17/22)
- 49 Villanova at St. John's (01/20/23)
- 49 Seton Hall at Butler (01/28/23)

### Field goals made

- 15 Seton Hall vs Butler (01/07/23)
- 16 Connecticut at Butler (12/17/22)

### Field goal attempts

- 37 Marquette at Seton Hall (01/21/23)
- 41 Seton Hall vs Villanova (02/28/23)

### Field goal percentage

- 268 (15-56) Seton Hall vs Butler (01/07/23)
- .288 (19-66) Butler at Georgetown (01/01/23)

## 3-Pt FG made

- 2 Creighton vs Butler (12/22/22)
- 2 Providence at Butler (12/29/22)
- 2 Connecticut vs Creighton (01/07/23)
- 2 Connecticut vs St. John's (01/15/23)
- 2 Connecticut vs Seton Hall (02/18/23)
- 2 Georgetown vs St. John's (02/22/23)

## 3-Pt FG attempts

- 10 Butler vs St. John's (02/07/23)
- 10 Creighton at St. John's (02/18/23)

## 3-Pt percentage

- .125 (2-16) Connecticut vs Creighton (01/07/23)
- .125 (2-16) Providence at Butler (12/29/22)

## Free throws made

- 2 Butler vs Connecticut (12/17/22)
- 2 Georgetown vs Connecticut (02/04/23)

## Free throw attempts

- 4 Butler vs Connecticut (12/17/22)
- 4 Creighton vs Xavier (01/28/23)
- 4 Creighton vs Connecticut (02/11/23)

## Free throw percentage

- .375 (3-8) Providence vs DePaul (01/21/23)
- .400 (2-5) Georgetown vs Connecticut (02/04/23)

## Rebounds

- 16 Creighton at Seton Hall (02/08/23)
- 19 Creighton vs Butler (12/22/22)

## Assists

- 5 Connecticut vs Creighton (01/07/23)
- 5 Connecticut vs DePaul (03/01/23)

## Steals

- 1 Connecticut vs Creighton (01/07/23)
- 1 Providence vs Georgetown (02/08/23)
- 1 Providence vs Creighton (02/14/23)
- 1 Villanova vs Butler (02/14/23)
- 1 Villanova vs Creighton (02/25/23)

## Blocked shots

- 0 Several

## Turnovers

- 3 Creighton at Villanova (02/25/23)
- 5 Georgetown vs Butler (01/01/23)
- 5 Creighton at Connecticut (01/07/23)
- 5 Providence at Xavier (02/01/23)
- 5 Creighton at Seton Hall (02/08/23)

## Fouls

- 6 Xavier at Creighton (01/28/23)
- 6 Georgetown vs Creighton (02/01/23)
- 6 Marquette at Butler (02/28/23)

# BIG EAST in the Polls



## ASSOCIATED PRESS POLL

FINAL	##	School	Record	Pts
	1.	Alabama (48)	29-5	1508
	2.	Houston (9)	31-3	1404
	3.	Purdue (3)	29-5	1367
	4.	Kansas	27-7	1303
	5.	Texas	26-8	1276
	6.	<b>Marquette</b>	<b>28-6</b>	<b>1244</b>
	7.	UCLA (1)	29-5	1209
	8.	Arizona	28-6	1155
	9.	Gonzaga	28-5	1046
	10.	<b>Connecticut</b>	<b>25-8</b>	<b>854</b>
	11.	Baylor	22-10	779
	12.	Duke	26-8	763
	13.	<b>Xavier</b>	<b>25-9</b>	<b>738</b>
	14.	Virginia	25-7	711
	15.	Kansas State	23-9	709
	16.	Miami (Fla.)	25-7	581
	17.	Texas A&M	25-9	562
	18.	San Diego State	27-6	550
	19.	Saint Mary's	26-7	426
	20.	Tennessee	23-10	381
	21.	Indiana	22-11	332
	22.	TCU	21-12	254
	23.	Missouri	24-9	171
	24.	Memphis	26-8	110
	25.	Florida Atlantic	31-3	99

**Others receiving votes:** Creighton 94; Oral Roberts 58; Kentucky 39; Iowa State 32; VCU 26; Utah State 15; Penn State 11; Charleston 10; Drake 2; Kent State 2; Northwestern 2; West Virginia 2

## USA TODAY POLL

FINAL	##	School	Record	Pts
	1.	<b>Connecticut</b>	<b>31-8</b>	<b>800</b>
	2.	San Diego St.	32-7	688
	3.	Miami (Fla.)	29-8	665
	4.	Alabama	31-6	629
	5.	Florida Atlantic	35-4	615
	6.	Houston	33-4	614
	7.	Texas	29-9	587
	8.	UCLA	31-6	532
	9.	Kansas State	26-10	516
	10.	Gonzaga	31-6	514
	11.	Kansas	28-8	434
	12.	<b>Creighton</b>	<b>24-13</b>	<b>426</b>
	13.	Purdue	29-6	424
	14.	<b>Marquette</b>	<b>29-7</b>	<b>422</b>
	15.	<b>Xavier</b>	<b>27-10</b>	<b>332</b>
	16.	Tennessee	25-11	284
	17.	Arizona	28-7	282
	18.	Duke	27-9	232
	19.	Baylor	23-11	216
	20.	Michigan St.	21-13	203
	21.	Arkansas	22-14	174
	22.	Saint Mary's	27-8	149
	23.	Virginia	25-8	112
	24.	Indiana	23-12	97
	25.	Texas A&M	25-10	88

**Others receiving votes:** Texas Christian 82; Princeton 54; Kentucky 46; Missouri 42; Penn St. 31; North Texas 26; Maryland 25; Northwestern 13; Auburn 10; Southern California 9; West Virginia 8; Memphis 8; Iowa State 5; Pittsburgh 2; UAB 1; **Providence 1**; Oral Roberts 1; Fairleigh Dickinson 1

## 2021-22 BIG EAST PRESEASON POLL

##	School	Points
1.	Creighton (8)	98
2.	Xavier (2)	86
3.	Villanova (1)	85
4.	Connecticut	77
5.	Providence	62
6.	St. John's	52
7.	Seton Hall	44
8.	Butler	36
9.	Marquette	32
10.	Georgetown	21
11.	DePaul	12

(First-place votes in parentheses)

## BIG EAST VS. THE CONFERENCES

Conference	Record
America East	3-0
American	4-1
ACC	8-4
Atlantic Sun	1-1
Atlantic 10	5-2
Big Sky	1-0
Big South	1-0
Big Ten	3-10
Big 12	8-9
Big West	1-0
CAA	4-0
Conference USA	1-0
Horizon	1-0
Ivy	4-0
MAAC	7-1
MAC	2-0
MEAC	5-0
Missouri Valley	0-0
Mountain West	1-1
NEC	10-0
Ohio Valley	1-0
Pac-12	2-4
Patriot	4-1
SEC	5-5
SoCon	3-0
Southland	2-0
SWAC	0-0
Summit	3-0
Sun Belt	0-0
West Coast	3-5
WAC	0-0
Independents	1-0
Non-Division I	1-0

## WEEK-BY-WEEK IN THE NATIONAL POLLS AP/USA TODAY

Week	BU	UCONN	CU	DPU	GU	MU	PC	SJU	SHU	VU	XU
Preseason	-/-	rv/rv	9/9	-/-	-/-	-/-	-/rv	-/-	-/-	16/17	rv/rv
Nov. 14	-/-	25/rv	10/9	-/-	-/-	-/-	-/-	-/-	rv/-	rv/rv	rv/rv
Nov. 21	-/-	20/22	10/8	-/-	-/-	-/rv	-/-	-/rv	-/-	rv/rv	rv/rv
Nov. 28	-/-	8/6	7/7	-/-	-/-	-/-	-/-	rv/rv	-/-	-/-	-/rv
Dec. 5	-/-	5/5	21/21	-/-	-/-	rv/rv	-/-	-/-	-/-	-/-	rv/rv
Dec. 12	-/-	3/3	rv/rv	-/-	-/-	rv/rv	-/-	-/-	-/-	-/-	rv/rv
Dec. 19	-/-	2/2	-/-	-/-	-/-	24/25	-/-	-/-	-/-	-/-	rv/rv
Dec. 26	-/-	2/2	-/-	-/-	-/-	rv/rv	rv/rv	-/-	-/-	-/-	22/25
Jan. 2	-/-	4/5	rv/-	-/-	-/-	rv/rv	rv/rv	-/-	-/-	-/-	18/18
Jan. 9	-/-	6/7	rv/-	-/-	-/-	25/23	19/19	-/-	-/-	-/-	12/11
Jan. 16	-/-	15/14	rv/-	-/-	-/-	20/18	22/20	-/-	-/-	-/-	8/8
Jan. 23	-/-	19/20	rv/rv	-/-	-/-	16/15	23/21	-/-	-/-	-/-	13/12
Jan. 30	-/-	24/t23	rv/rv	-/-	-/-	14/12	17/17	-/-	-/-	-/-	16/15
Feb. 6	-/-	21/21	23/rv	-/-	-/-	10/10	21/17	-/-	-/-	-/-	13/15
Feb. 13	-/-	20/23	18/19	-/-	-/-	11/10	24/21	-/-	-/-	-/-	16/16
Feb. 20	-/-	18/23	19/19	-/-	-/-	10/9	20/18	-/-	-/-	-/-	16/15
Feb. 27	-/-	14/18	rv/23	-/-	-/-	6/6	20/20	-/-	-/-	-/-	19/17
March 6	-/-	11/14	24/22	-/-	-/-	6/6	rv/rv	-/-	-/-	-/-	15/15
March 13	-/-	10/12	rv/22	-/-	-/-	6/4	-/rv	-/-	-/-	-/-	13/14
April 4	-/-	10/1	rv/12	-/-	-/-	6/14	-/rv	-/-	-/-	-/-	13/15



.....

# THE RECORD BOOK





# Single-Game, Single-Season Records

## POINTS

### Individual

Game: 53, Markus Howard (MU) at Creighton, 1-9-19  
52, Markus Howard (MU) at Providence, 1-3-18  
52, Marshon Brooks (PC) vs. Notre Dame, 2-23-11  
Freshman Game: 41, Marco Lokar (SHU) vs. Pittsburgh, 2-20-90  
Season: 517, Markus Howard (MU) 2019-20  
498, Doug McDermott (CU), 2013-14  
Freshman Season: 357, Allen Iverson (GU), 1994-95

### Team

1st Half: 62, Providence at St. John's, 2-29-04  
2nd Half: 67, Pittsburgh vs. Providence, 2-10-90  
Game: 117, Pittsburgh vs. Providence, 2-10-90  
Season: 1,584, Villanova, 2017-18  
1,489, Connecticut, 1994-95  
Fewest 1st Half: 11, Providence at Connecticut, 2-5-02  
Fewest 2nd Half: 13, Pittsburgh vs. Georgetown, 2-18-87  
Fewest Game: 36, Boston College vs. Georgetown, 1-27-88  
Fewest Combined: 85 (45-40), Boston College vs. Providence, 2-26-00  
Most Combined: 227 (116-111-40T), Gtown vs. Notre Dame, 2-9-02

## SCORING AVERAGE

### Individual

Season: 28.7, Markus Howard (MU), 2019-20  
27.8, Troy Bell (BC), 2002-03  
Freshman Season: 21.4, Carmelo Anthony (SU), 2002-03

### Team

Season: 88.0, Villanova, 2017-18  
83.6, Providence, 1989-90  
Lowest Season: 54.6, USF, 2012-13

## SCORING MARGIN

### Team

Game: +48 (107-59), Syracuse def. DePaul, 3-5-11  
Season: +13.9, Georgetown, 1984-85

## DEFENSIVE AVERAGE

### Team

Season: 56.9, USF, 2011-12  
57.8, Georgetown, 2006-07

## REBOUNDS

### Individual

Game: 26, Michael Smith (PC) vs. Syracuse, 1-25-94  
Freshman Game: 20, Danya Abrams (BC) vs. Providence, 1-22-94  
Season: 253, Angel Delgado (SHU), 2016-17  
Freshman Season: 192, Angel Delgado (SHU), 2014-15

### Team

Game: 64, St. John's at Seton Hall, 2-26-97  
62, Georgetown vs. Seton Hall, 1-8-00  
62, St. John's at DePaul, 2-14-23  
60, Seton Hall at St. John's 1-22-22  
60, Connecticut at Seton Hall, 2-11-06  
60, Syracuse at Georgetown, 3-1-03  
Season: 810, Georgetown, 1996-97

## REBOUND AVERAGE

### Individual

Season: 14.1, Angel Delgado (SHU), 2016-17  
14.0, Jerome Lane (Pitt), 1986-87  
Freshman Season: 12.8, Luke Harangody (ND), 2008-09  
10.7, Angel Delgado (SHU), 2014-15

### Team

Season: 45.0, Georgetown, 1996-97

## REBOUND MARGIN

### Team

Game: +31 (55-24), Providence vs. Connecticut, 1-31-13  
+31 (64-33), St. John's at Seton Hall, 2-26-97  
+30 (51-21), Boston College at Seton Hall, 1-4-97  
+29 (51-22), Xavier at Seton Hall, 2-1-20  
+29 (51-22), Connecticut vs. Seton Hall 1-13-98  
+29 (58-29), St. John's vs. Villanova, 1-25-98  
+28 (60-32), Connecticut at Seton Hall, 2-11-06  
+28 (39-11), Georgetown at Seton Hall, 1-19-07  
+26 (47-21), Creighton vs. St. John's, 2-28-16  
+26 (53-27), Villanova at Providence, 1-20-00  
Season: +10.4 (39.6-29.2), Pittsburgh, 2008-09

## ASSISTS

### Individual

Game: 22, Sherman Douglas (SU) vs. Providence, 1-28-89  
Freshman Game: 18, Dwayne Washington (SU) vs. St. John's, 2-27-84  
Season: 160, Tyler Kolek (MU), 2022-23  
Freshman Season: 135, Omar Cook (SJU), 2000-01

### Team

Game: 37, Syracuse vs. Providence, 1-22-86  
Season: 392, Xavier, 2022-23

## ASSIST AVERAGE

### Individual

Season: 9.4, Mark Jackson (SJU), 1985-86  
Freshman Season: 8.4, Omar Cook (SJU), 2000-01

### Team

Season: 20.3, Syracuse, 1985-86

## STEALS

### Individual

Game: 11, John Linehan (PC) vs. Rutgers, 1-22-02  
Freshman Game: 9, John Linehan (PC) vs. Pittsburgh, 1-10-98  
9, Kevin Braswell (GU) at Notre Dame, 2-10-99  
Season: 77, John Linehan (PC), 2001-02  
Freshman Season: 64, Allen Iverson (GU), 1994-95

### Team

Game: 24, Georgetown at Notre Dame, 2-10-99  
21, Villanova vs. Miami, 1-25-95  
21, Georgetown vs. Seton Hall, 2-26-83  
Season: 202, Marquette, 2022-23  
201, Georgetown, 1995-96

## STEAL AVERAGE

### Individual

Season: 3.7, Allen Iverson (GU), 1995-96  
3.7, Nadav Henefeld (UConn), 1989-90  
Freshman Season: 3.7, Nadav Henefeld (UConn), 1989-90

### Team

Season: 12.4, Connecticut, 1989-90

## BLOCKED SHOTS

### Individual

Game: 12, Dikembe Mutombo (GU) vs. St. John's, 1-23-89  
Freshman Game: 12, Dikembe Mutombo (GU) vs. St. John's, 1-23-89  
Season: 93, Alonzo Mourning (GU), 1991-92  
Freshman Season: 71, Alonzo Mourning (GU), 1988-89

### Team

Game: 19, Connecticut vs. Notre Dame, 2-21-06  
18, Cincinnati at Marquette, 1-7-06  
Season: 165, Connecticut, 2007-08  
159, Connecticut, 2005-06

# Single-Game, Single-Season Records

## TURNOVERS

### Individual

Game: 12, Vonteego Cummings, Pitt vs. PC, 1-10-98  
Season: 91, Vonteego Cummings (Pitt), 1997-98

### Team

Game: 35, Pittsburgh vs. Georgetown, 1-3-95  
Fewest, Game: 1, Louisville vs. Georgetown, 2-7-07  
Season: 362, Pittsburgh, 1994-95

## FIELD GOALS MADE

### Individual

Game: 20 (of 28), Marshon Brooks (PC) vs. Notre Dame, 2-23-11  
18 (of 25), Steve Rich (UM) vs. St. John's, 2-20-96  
17 (of 29), Markus Howard (MU) at Providence 1-3-18  
17 (of 25), Doug McDermott (CU) vs. Providence, 3-8-14

Freshman Game: 14 (of 20), Ryan Gomes (PC) vs. Miami, 1-19-02  
Season: 180, Doug McDermott (CU), 2013-14  
Freshman Season: 124 (of 320), Allen Iverson (GU), 1994-95

### Team

Game: 47 (of 82), Georgetown vs. Seton Hall, 2-6-82  
Season: 612 (of 1,232), Xavier, 2022-23

## FIELD GOALS ATTEMPTED

### Individual

Game: 33 (14 made), Markus Howard (MU) vs. Providence, 1-7-20  
33 (14 made), Jeremy Hazell (SHU) vs. W. Virginia, 2-11-10

Freshman Game: 29 (12 made), Carmelo Anthony (SU) vs. Georgetown, 3-1-03  
Season: 396 (142 made), Victor Page (GU), 1996-97  
Freshman Season: 320 (124 made), Allen Iverson (GU), 1994-95

### Team

Game: 96 (40 made), Georgetown vs. Notre Dame, 2-9-02  
Season: 1,305 (566 made) St. John's 2021-22

## FIELD GOAL PERCENTAGE

### Individual: (minimum 10 attempts)

Game: 1.000 (11-11), Hakim Warrick (SU) vs. Miami, 2-14-04  
1.000 (11-11), Rob Hodgson (RU) vs. West Virginia, 1-31-99  
1.000 (11-11), Brian Shorter (Pitt) vs. Providence, 2-10-90  
1.000 (10-10), Sherman Douglas (SU) vs. Villanova, 2-16-87  
1.000 (10-10), Patrick Ewing (GU) vs. Boston College, 2-25-84  
1.000 (10-10), Wesley Matthews (MU) at Rutgers, 1-7-09

### Freshman Game (minimum 8 attempts):

1.000 (8-8), Tyrique Jones (XU) at Creighton, 2-4-17  
1.000 (8-8), Derrick Coleman (SU) vs. Boston College, 1-13-87  
1.000 (8-8), Dwayne McClain (VU) vs. St. John's, 1-11-82

Season: .683 (86-126), David Padgett (UofL), 2007-08

.676 (92-136), Arinze Onuaku (SU), 2009-10

.676 (140-207), Michael Bradley (VU), 2000-01

.675 (110-163), Ryan Kalkbrenner (CU), 2022-23

### Freshman Season:

.613 (73-119), Samardo Samuels (UofL), 2008-09

### Team

Game: .714 (45-63), Syracuse vs. DePaul, 3-5-11

.714 (25-35), Boston College vs. Georgetown, 2-17-82

Season: .547 (181-331), Connecticut, 1979-80

.540 (504-934), Syracuse, 1983-84

## THREE-POINT FIELD GOALS MADE

### Individual

Game: 11 (of 12), Mitch Ballock (CU) vs. DePaul, 3-9-19  
11 (of 19), Markus Howard (MU) at Providence, 1-3-18

10 (of 14), Markus Howard (MU), at Creighton, 1-8-19

10 (of 17), Donta Wade (PC), at Notre Dame, 2-23-00

9 (of 12), Markus Howard (MU), vs. Xavier, 2-18-17

9 (of 12), Shaheen Holloway (SHU), vs. Boston

College, 1-4-97

Season: 70 (of 148), Steve Novak (MU), 2005-06

Freshman Season: 59 (of 143), Steve Edwards (UM), 1992-93

### Team

Game: 21 (of 35), Creighton vs. Villanova, 1-20-14

20 (of 32), Notre Dame vs. Villanova, 2-28-11

20 (of 38), West Virginia vs. Marquette, 1-14-06

Season: 206 (of 537), Villanova, 2014-18

## THREE-POINT FIELD GOALS ATTEMPTED

### Individual

Game: 20, Elijah Ingram (SJU), at Syracuse, 2-18-03

20, Elijah Ingram (SJU), at Syracuse, 2-18-03

Season: 199, Markus Howard (MU), 2019-20

167, Jeremy Hazell (SHU), 2009-10

Freshman Season: 143, Shaheen Holloway (SHU), 1996-97

143, Steve Edwards (UM), 1992-93

### Team

Game: 42, Villanova vs. Seton Hall, 1-27-19

41, St. John's at Syracuse, 2-18-03

41, West Virginia at Providence, 2-20-07

Season: 557, Villanova, 2018-19

## THREE-POINT FIELD GOAL PERCENTAGE

### Individual

Game (minimum 5 attempts):

1.000 (7-7), Marcus Zegarowski (CU) vs. Butler, 2-23-20

1.000 (7-7), Kellen Dunham (BU) vs. Seton Hall, 3-8-14

1.000 (7-7), Jerel McNeal (MU) vs. Cincinnati, 1-4-09

1.000 (7-7), Da'Sean Butler (WVU) at St. John's, 2-6-10

1.000 (6-6), Omar Cook (SJU) vs. Virginia Tech, 1-3-01

1.000 (6-6), Rob Hodgson (RU) vs. West Virginia, 1-31-99

1.000 (6-6), Sean Miller (Pitt) vs. Seton Hall, 2-12-91

1.000 (6-6), David Cubillan (MU) vs. Georgetown, 1-6-10

1.000 (6-6), Maurice Acker (MU) vs. Providence, 1-17-10

Freshman Game (minimum 4 attempts):

1.000 (6-6), Omar Cook (SJU) vs. Virginia Tech, 1-3-01

1.000 (5-5), Dominique Jones (USF) vs. Rutgers, 1-2-08

1.000 (5-5), Quincy Douby (RU) vs. St. John's, 1-24-04

Season:

.573 (55-96), Markus Howard (MU), 2016-17

Freshman Season:

.430 (43-100), Scottie Reynolds (VU), 2006-07

### Team

Game (minimum 6 attempts):

.857 (6-7), Connecticut at Villanova, 2-2-00

Providence vs. Seton Hall, 1-15-90

Georgetown vs. Pittsburgh, 1-10-87

.833 (5-6), Connecticut at Rutgers, 2-28-00

Pittsburgh vs. Providence, 2-10-90

Syracuse vs. Boston College, 1-18-88

Seton Hall vs. Pittsburgh, 1-14-87

Season:

.470 (87-185), Boston College, 1987-88

# Single-Game, Single-Season Records

## FREE THROWS MADE

### Individual

Game:	21 (of 25), Marcus Hatten (SJU) vs. Connecticut, 2-9-02
	20 (of 20), Donyell Marshall (UConn) vs. St. John's, 1-15-94
	19 (of 22), Deonta Vaughn (UC) vs. Notre Dame,
	18 (of 22), Allen Griffin (SU) at St. John's, 3-4-01
	18 (of 26), Alonzo Mourning (GU) vs. Boston College, 2-2-92
	18 (of 20), Eric Murdock (PC) vs. Villanova, 3-2-91
	18 (of 21), Charles Smith (Pitt) vs. Boston College, 1-21-85
	18 (of 22), Khadeen Carrington (SHU) vs. Creighton, 2-15-77
Freshman Game:	18 (of 21), Charles Smith (Pitt) vs. Boston College, 1-21-85
Season:	156, Alonzo Mourning (GU), 1991-92
Freshman Season:	96 (of 109), Troy Bell (BC), 1999-00

### Team

Game:	43 (of 49), Villanova vs. Providence, 1-6-90
Season:	416 (of 560), Seton Hall, 1991-92

## FREE THROWS ATTEMPTED

### Individual

Game:	26 (18 made), Alonzo Mourning (GU) vs. Boston College, 2-2-92
Freshman Game:	22 (13 made), Felipe Lopez (SJU) vs. Georgetown, 3-5-95
Season:	204, Alonzo Mourning (GU), 1991-92
Freshman Season:	117 (82 made), Carmelo Anthony (SU), 2002-03

### Team

Game:	59 (40 made), Providence vs. West Virginia, 1-5-99
Season:	560 (416 made), Seton Hall, 1991-92

## FREE THROW PERCENTAGE

### Individual

Game (minimum 15 attempts):	1.000 (20-20), Donyell Marshall (UConn) at St. John's, 1-15-94
	1.000 (17-17), Troy Bell (BC) vs. Miami, 1-13-01
	1.000 (17-17), Eric Murdock (PC) vs. Seton Hall, 1-2-91
	1.000 (16-16), John Bagley (BC) vs. Villanova, 1-26-81
Freshman Game (minimum 10 attempts):	1.000 (12-12), Tim Thomas (VU) at St. John's, 12-7-96
	1.000 (12-12), Ben Bentil (PC) at Seton Hall, 3-4-15
	1.000 (11-11), Troy Bell (BC) at West Virginia, 2-19-00
	1.000 (11-11), Eugene Harvey (SHU) vs. Pittsburgh 2-19-07
	1.000 (10-10), Chris Thomas (ND) vs. Miami, 2-23-02
	1.000 (10-10), John Linehan, (PC) vs. Pittsburgh, 1-10-98
	1.000 (10-10), Steve Edwards (UM) vs. Villanova, 3-6-93
	1.000 (10-10), Malik Sealy (SJU) vs. Villanova, 1-7-89

Season:	.964 (53-55), Gerry McNamara (SU), 2002-03
Freshman Season:	.964 (53-55), Gerry McNamara (SU), 2002-03

### Team

Game:	1.000 (28-28), Providence vs. Villanova, 3-2-87
	1.000 (20-20), Butler at Providence, 3-7-15
	1.000 (19-19), Notre Dame vs. Villanova, 1-8-05
	1.000 (18-18), Cincinnati vs. Louisville, 2-6-06
	1.000 (18-18), Villanova at Georgetown, 1-4-23
	1.000 (16-16), Butler at UConn, 1-22-23
	1.000 (16-16), Creighton at St. John's 2-18-23
	1.000 (16-16), Villanova at Georgetown, 1-22-22
	1.000 (16-16), Pittsburgh vs. Syracuse, 2-1-98
Season:	.823 (270-328), Villanova, 2022-23
	.818 (275-336), Miami, 2001-02

## PERSONAL FOULS

### Team

Game:	41, West Virginia at Providence, 1-5-99
	38, Villanova at Georgetown, 2-6-10
	38, Villanova vs. Pittsburgh, 1-2-91
	38, Seton Hall vs. Boston College, 2-3-90
	38, Pittsburgh vs. Villanova, 2-7-86
Season:	475 (19 disq.), Pittsburgh, 1995-96

## LOPSIDED BIG EAST GAMES

(Home team capitalized)

### Margin

+48	(107-59)	SYRACUSE def. DePaul, 3-5-11
+45	(99-54)	LOUISVILLE def. DePaul, 2-15-09
	(96-51)	CONNECTICUT def. Cincinnati, 3-9-08
+42	(99-57)	CONNECTICUT def. Seton Hall, 2-11-06
	(85-44)	GEORGETOWN def. Providence, 1-16-85
+41	(100-59)	CREIGHTON def. St. John's, 2-28-16
+40	(99-49)	CREIGHTON def. Georgetown, 3-1-23
	(82-42)	VILLANOVA def. Butler, 1-16-22
	(96-56)	PROVIDENCE def. Virginia Tech, 2-20-01
		GEORGETOWN def. Seton Hall, 2-6-82
+39	(108-69)	DEPAUL def. Syracuse, 3-2-06
+39	(90-51)	SYRACUSE def. Boston College, 1-21-99
+38	(93-55)	PROVIDENCE def. DePaul, 3-7-20
	(93-55)	PITTSBURGH def. DePaul, 1-26-13
	(84-46)	VILLANOVA def. West Virginia, 1-5-05
	(89-51)	SYRACUSE def. West Virginia, 2-26-03
	(106-68)	GEORGETOWN def. Villanova, 3-2-96
+37	(105-68)	VILLANOVA def. St. John's 3-7-15
	(87-50)	LOUISVILLE def. Rutgers, 2-2-08
	(91-54)	Connecticut def. BOSTON COLLEGE, 3-8-03
	(77-40)	Georgetown def. MIAMI, 1-29-94
	(86-49)	CONNECTICUT def. Boston College, 2-11-89
+36	(89-53)	CREIGHTON def. Seton Hall 1-6-21
	(96-60)	Connecticut def. VIRGINIA TECH, 2-28-04
	(82-46)	PITTSBURGH def. West Virginia, 2-12-03
	(105-69)	SYRACUSE def. Boston College, 2-20-90
	(82-46)	BOSTON COLLEGE def. Villanova, 2-15-92
+35	(93-58)	Creighton def. DEPAUL, 2-11-17
	(95-60)	CONNECTICUT def. Virginia Tech, 1-10-02
	(80-45)	Connecticut def. WEST VIRGINIA, 1-9-99
+34	(86-52)	WEST VIRGINIA def. Rutgers, 1-6-10
	(84-50)	MARQUETTE def. Cincinnati, 1-4-09
	(104-70)	ST. JOHN'S def. Providence, 2-15-99
	(90-56)	PITTSBURGH def. Providence, 1-25-88
+33	(89-56)	BUTLER def. St. John's, 2-6-16
	(79-46)	BUTLER def. DePaul, 3-6-14
	(90-57)	NOTRE DAME vs. Louisville, 2-12-09
	(94-61)	CONNECTICUT vs. Providence, 1-31-09
	(94-61)	VILLANOVA def. Rutgers, 1-29-05
	(93-60)	SYRACUSE def. Seton Hall, 1-28-97
	(88-55)	VILLANOVA def. Pittsburgh, 2-3-96
	(90-57)	ST. JOHN'S def. Connecticut, 2-1-92
	(90-57)	SYRACUSE def. Villanova, 2-1-89
	(97-64)	ST. JOHN'S def. Connecticut, 2-2-85
	(97-64)	ST. JOHN'S def. Seton Hall, 1-12-80
+32	(101-69)	DEPAUL def. Georgetown, 3-6-19
	(88-56)	VILLANOVA def. Georgetown, 1-17-18
	(74-42)	Georgetown def. ST. JOHN'S, 1-30-08
	(86-54)	PITTSBURGH def. Seton Hall, 3-5-03
	(81-49)	Rutgers def. Seton Hall, 1-7-98
	(94-62)	SYRACUSE def. Seton Hall, 2-14-85
+31	(93-62)	VILLANOVA def. DePaul, 2-21-18
	(87-56)	SETON HALL def. DePaul, 1-7-17
	(95-64)	VILLANOVA def. Xavier, 12-31-15
	(90-59)	PROVIDENCE vs. Louisville, 1-10-02
	(80-49)	CONNECTICUT vs. Rutgers, 1-3-09
	(89-58)	PROVIDENCE def. Virginia Tech, 2-1-03
	(96-65)	BOSTON COLLEGE def. West Virginia, 3-3-01
	(97-66)	SETON HALL def. West Virginia, 2-5-00
	(101-70)	CONNECTICUT def. Notre Dame, 1-12-99
	(83-52)	GEORGETOWN def. Rutgers, 12-4-96
	(93-62)	ST. JOHN'S def. Connecticut, 1-2-90
	(93-62)	GEORGETOWN def. Pittsburgh, 3-1-86
	(110-79)	GEORGETOWN def. Providence, 1-4-86
	(87-56)	St. John's def. PITTSBURGH, 1-14-85
	(78-47)	CONNECTICUT def. Seton Hall, 1-29-83

## BEST PERFORMANCES

(BIG EAST Regular-Season Conference Play)

### Points

53	Markus Howard (MU) at Creighton	1-9-19
52	Markus Howard (MU) at Providence	1-3-18
	Marshon Brooks (PC) vs. Notre Dame	2-23-11
48	Eric Murdock (PC) vs. Pittsburgh	1-23-91
46	Dominique Jones (USF) at Providence	1-23-10
45	Doug McDermott (CU) vs. Providence	3-8-14
44	Shamorie Ponds (STJ) vs. Marquette	2-10-18
	Marcus Hatten (SJU) vs. Rutgers	3-6-03
	Kerry Kittles (VU) vs. Boston College	2-28-95
43	Max Strus (DPU) vs. St. John's	3-3-19
	Marshon Brooks (PC) vs. Georgetown	2-5-11
	Da'Sean Butler (WVU) vs. Villanova	2-13-09
	Darius Rice (UM) vs. Connecticut	1-20-03
	Steve Rich (UM) vs. St. John's	2-20-96
	Dana Barros (BC) vs. Pittsburgh	1-7-89
42	Marcus Howard (MU) at Georgetown	1-18-20
	Ben Bentil (PC) at Marquette	2-10-16
	Donyell Marshall (UConn) vs. St. John's	1-15-94
41	Khadeen Carrington (SHU) vs. Creighton	2-15-17
	Jeremy Hazell (SHU) vs. West Virginia	12-26-09
	Steve Novak (MU) vs. Connecticut	1-3-06
	Quincy Douby (RU) vs. Syracuse	2-1-06
	Terry Dehere (SHU) vs. St. John's	2-17-93
	Marco Lokar (SHU) vs. Pittsburgh	2-20-90
40	James Bouknight (UConn) vs. Creighton	12-20-20
	Scottie Reynolds (VU) at Seton Hall	1-6-09
	Luke Harangody (ND) at Louisville	2-28-08
	Scottie Reynolds (VU) at Connecticut	2-28-07
	Jason Maile (Pitt) vs. Villanova	2-12-97
	Allen Iverson (GU) vs. Seton Hall	1-6-96
	Eric Murdock (PC) vs. Seton Hall	1-2-91
	Greg Harvey (SJU) vs. Seton Hall	2-14-90
39	Javon Freeman-Liberty (DPU) vs. St. John's	2-27-22
	Marcus Howard (MU) vs. Providence	1-7-20
	Mitch Ballock (CU) vs. DePaul	3-9-19
	Doug McDermott (CU) vs. St. John's	1-28-14
	Doug McDermott (CU) vs. Villanova	2-16-14
	Maalik Wayns (VU) vs. Cincinnati	1-14-12
	Troy Bell (BC) vs. Providence	2-13-02
	Richard Hamilton (UConn) at Boston College	1-6-99
	Ray Allen (UConn) vs. Rutgers	2-28-96
	Allen Iverson (GU) vs. St. John's	1-27-96
	Mark Tillmon (GU) vs. Providence	1-6-90, 2-13-90
38	Markus Howard (MU) at Providence	2-22-20
	Jeremy Hazell (SHU) vs. Syracuse	12-26-09
	Mike Sweetney (GU) vs. Notre Dame	2-1-03
	Troy Bell (BC) vs. Villanova	3-4-03
	Donta Wade (PC) vs. Notre Dame	2-23-00
	Jamel Thomas (PC) at Villanova	2-20-99
	Richard Hamilton (UConn) at Boston Coll.	1-11-98
	Alonzo Mourning (GU) vs. Boston Coll.	2-2-92
	Mark Bryant (SHU) vs. Villanova	2-27-88
	Jaren Jackson (GU) vs. Seton Hall	3-5-88
	Dan Callandrillo (SHU) vs. St. John's	1-25-82
37	Primo Spears (GU) vs. Xavier	1-21-23
	Markus Howard (MU) vs. Seton Hall	2-29-20
	Markus Howard (MU) at Villanova	1-6-18
	Kelan Martin (BU) vs. Marquette	1-6-18
	Shamorie Ponds (STJ) vs. Villanova	1-13-18
	Trevon Bluiett (XU) vs. Seton Hall	2-14-18
	Dominique Jones (USF) vs. Pittsburgh	1-31-10
	Luke Harangody (ND) vs. Cincinnati	2-4-10
	Darris Nichols (SU) vs. St. John's	2-11-07
	Chris Quinn (ND) vs. Pittsburgh	1-4-06
	Ryan Gomes (PC) vs. Connecticut	2-15-05
	Gerald Riley (GU) vs. Miami	2-7-04
	Troy Murphy (ND) vs. Rutgers	1-16-01
	Pat Garrity (ND) at Seton Hall	1-17-98
	Allen Iverson (GU) vs. Villanova	3-2-96

Kerry Kittles (VU) vs. Connecticut	2-18-95
Chris Smith (UConn) vs. St. John's	1-7-92
Terry Dehere (SHU) vs. Providence	1-2-91
Clyde Vaughan (Pitt) vs. Boston College	1-4-84

### Rebounds

26	Michael Smith (PC) vs. Syracuse	1-25-94
24	Daniel Ochefu (VU) at Seton Hall	1-3-15
23	Bryce Hopkins (PC) vs. Marquette	12-20-22
	DeJuan Blair (Pitt) at Connecticut	2-16-09
	Dan Schayes (SU) vs. Georgetown	2-9-81
	Kentrell Gransberry (USF) at DePaul	3-3-07
22	Angel Delgado (SHU) vs. Butler	1-25-17
	DeJuan Blair (Pitt) vs. Notre Dame	1-31-09
	Emeka Okafor (UConn) vs. Notre Dame	2-21-04
	Michael Smith (PC) vs. Connecticut	1-22-92
	Ed Pinckney (VU) vs. Georgetown	1-31-83
21	Erron Maxey (PC) vs. Boston College	2-26-00
	Derrick Coleman (SU) vs. Providence	1-20-90
	Jerome Lane (Pitt) vs. Connecticut	2-21-87
20	Angel Delgado (SHU) vs. St. John's	1-22-17
	Herb Pope (SHU) vs. Syracuse	1-8-11
	Jamine Peterson (PC) vs. Rutgers	1-9-10
	Hasheem Thabeet (UConn) vs. Seton Hall	2-14-09
	Cedric McGowan (CIN) vs. DePaul	1-4-06
	Aaron Gray (Pitt) vs. Marquette	1-28-06
	Mike Sweetney (GU) vs. Notre Dame	2-9-02
	Troy Murphy (ND) vs. Seton Hall	1-8-01
	Gerald Jordan (Pitt) vs. West Virginia	1-6-96
	Danya Abrams (BC) vs. Providence	1-22-94
	Michael Smith (PC) vs. Seton Hall	1-5-94
	Chris McNeal (Pitt) vs. Boston College	3-3-92
	Bobby Martin (Pitt) vs. Georgetown	2-7-90
	Harold Pressley (VU) vs. St. John's	2-18-86

### Assists

22	Sherman Douglas (SU) vs. Providence	1-28-89
18	Dwayne Washington (SU) vs. St. John's	2-27-84
16	Levance Fields (Pitt) at DePaul	2-17-09
	Marcus Williams (UConn) vs. Notre Dame	1-30-05
	Kevin Braswell (GU) vs. Rutgers	3-2-02
	Carlton Screen (PC) vs. Syracuse	1-20-90
	Mark Jackson (SJU) vs. Providence	2-3-86
15	Tyler Kolek (MU) vs. Georgetown	1-7-23
	Kyron Cartwright (PC) at St. John's	12-28-17
	Dee Davis (XU) vs. Providence	2-7-15
	Tory Jackson (ND) vs. Syracuse	1-18-10
	Carl Krauser (Pitt) vs. West Virginia	2-5-05
	Omar Cook (SJU) vs. Connecticut	1-6-01

# Top Performances


BIG EAST

## Steals

11	John Linehan (PC) vs. Rutgers	1-22-02
10	Marcus Hatten (STJ) vs. Syracuse	2-18-03
	Allen Iverson (GU) vs. Miami	1-13-96
9	Jerome Dyson (UConn) vs. St. John's	1-8-08
	DeShaun Williams (SU) vs. Boston College	3-3-02
	John Linehan (PC) vs. Boston College	2-2-02
	James Thues (SU) vs. Rutgers	1-2-02
	John Linehan (PC) vs. Georgetown	2-27-99
	Kevin Braswell (GU) at Notre Dame	2-10-99
	John Linehan (PC) vs. Pittsburgh	1-10-98
	Gary Massey (VU) vs. Providence	2-20-88

## Blocked Shots

12	Dikembe Mutombo (GU) vs. St. John's	1-23-89
11	Samuel Dalembert (SHU) vs. St. John's	1-18-00
10	Fab Melo (SU) vs. Seton Hall	2-28-11
	Hasheem Thabeet (UConn) at Seton Hall	1-31-09
	Hasheem Thabeet (UConn) at Notre Dame	1-5-08
	Eric Hicks (CIN) vs. Marquette	1-7-06
	Harold Pressley (VU) vs. Providence	1-11-86
9	Ike Obiagu (SHU) vs. Georgetown	12-23-20
	Qudus Wahab (GU) vs. St. John's	12-13-20
	Hamady Ndiaye (RU) vs. St. John's	2-2-10
	Hasheem Thabeet (UConn) at Seton Hall	2-14-09
	Hilton Armstrong (UConn) vs. Louisville	3-4-06
	Herbert Hill (PC) vs. Villanova	1-11-05
	Josh Boone (UConn) vs. St. John's	2-5-05
	Emeka Okafor (UConn) vs. St. John's	2-2-03
	Marcus Douthit (PC) vs. Connecticut	3-5-03
	Emeka Okafor (UConn) vs. Boston College	2-16-02
	Emeka Okafor (UConn) vs. Rutgers	1-30-02
	Etan Thomas (SU) vs. Pittsburgh	2-16-00
	Samuel Dalembert (SHU) vs. Georgetown	1-8-00
	Etan Thomas (SU) vs. Connecticut	1-24-98
	Cliff Robinson (UConn) vs. Georgetown	2-6-88
	Alonzo Mourning (GU) vs. Boston College	1-14-89
	Tom Greis (VU) vs. Georgetown	2-1-88



John Linehan, Providence

## GAMES PLAYED VS ALL OPPONENTS

### Points

53	Markus Howard (MU) at Creighton	1-19-19
52	Markus Howard (MU) at Providence	1-3-18
52	Marshon Brooks (PC) vs. Notre Dame	2-23-11
48	Eric Murdock (PC) vs. Pittsburgh	1-23-91
46	Dominique Jones (USF) at Providence	1-23-10
45	Markus Howard (MU) vs. Buffalo	12-21-18
45	Markus Howard (MU) vs. Kansas State	12-1-18
45	Doug McDermott (CU) vs. Providence	3-8-14
45	Eric Murdock (PC) vs. Arizona	12-23-90

### Rebounds

26	Michael Smith (PC) vs. Syracuse	1-25-94
24	Daniel Ochefu (VU) at Seton Hall	1-3-15
23	Bryce Hopkins (PC) vs. Marquette	12-20-22
	DeJuan Blair (Pitt) at Connecticut	2-16-09
	Dan Schayes (SU) vs. Georgetown	2-9-81
	Derrick Coleman (SU) vs. Villanova	3-10-90
	Kentrell Gransberry (USF) at DePaul	3-3-07

### Assists

22	Sherman Douglas (SU) vs. Providence	1-28-89
18	Dwayne Washington (SU) vs. St. John's	2-27-84

### Steals

11	John Linehan (PC) vs. Rutgers	1-22-02
	Drew Schifino (WVU) vs. Arkansas-Monticello	12-1-01
	Chris Thomas (ND) vs. New Hampshire	11-16-01
10	Marcus Hatten (STJ) vs. Syracuse	2-18-03
	Todd Burgan (SU) vs. Colgate	11-30-97
	Allen Iverson (GU) vs. Miami	1-13-96
	God Shammgod (PC) vs. Brown	12-21-96

### Blocked Shots

12	Dikembe Mutombo (GU) vs. St. John's	1-23-89
11	Chris Obekpa (SJU) vs. vs. Fordham	12-8-12
	Jordan Cornette (ND) vs. Belmont	11-17-02
	Samuel Dalembert (SHU) vs. St. John's	1-18-00
	Dikembe Mutombo (GU) vs. Hawaii-Loa	11-23-90
	Alonzo Mourning (GU) vs. St. Leo	12-7-88
10	Fab Melo (SU) vs. Seton Hall	2-28-11
	Hamady Ndiaye (RU) vs. Saint Peter's	12-22-09
	Hasheem Thabeet (UConn) vs. Providence	1-31-09
	Eric Hicks (CIN) vs. Marquette	1-7-06
	Emeka Okafor (UConn) vs. Army	12-6-03
	Eddie Griffin (SHU) vs. Norfolk State	12-4-00
	Karim Shabazz (PC) vs. Rhode Island	12-2-00
	Karim Shabazz (PC) vs. Long Island	12-27-99
	Donyell Marshall (UConn) vs. Hartford	1-17-94
	Harold Pressley (VU) vs. Providence	1-11-86
	Hasheem Thabeet (UConn) vs. Notre Dame	1-5-08
	Hasheem Thabeet (UConn) vs. Texas Southern	12-3-06
	Hugh Mattis (USF) at Winston-Salem State	12-7-06

# Career Leaders

## POINTS

NAME	SCHOOL	CAREER	YRS.	GP	AVG.	POINTS
Markus Howard	Marquette	2016-20	4	71	22.4	1587
Lawrence Moten	Syracuse	1991-95	4	72	19.5	1405
Troy Bell	Boston College	1999-03	4	62	22.4	1388
Luke Harangody	Notre Dame	2006-10	4	65	20.5	1329
Terry Dehere	Seton Hall	1989-93	4	68	19.4	1320
Jeremy Hazell	Seton Hall	2007-11	4	68	19.4	1316
Chris Mullin	St. John's	1981-85	4	62	20.8	1290
Kerry Kittles	Villanova	1992-96	4	69	18.7	1288
Dana Barros	Boston College	1985-89	4	64	19.6	1257
Myles Powell	Seton Hall	2016-20	4	72	17.4	1254
Felipe Lopez	St. John's	1994-98	4	72	17.0	1222
Scottie Reynolds	Villanova	2006-10	4	70	17.4	1221
D'Angelo Harrison	St. John's	2011-15	4	69	17.1	1178
Bill Curley	Boston College	1990-94	4	70	16.8	1177
Ryan Gomes	Providence	2001-05	4	64	18.3	1173
John Wallace	Syracuse	1992-96	4	72	16.3	1170
Malik Sealy	St. John's	1988-92	4	64	18.2	1165
Kamar Baldwin	Butler	2016-20	4	72	16.2	1164
Zendon Hamilton	St. John's	1994-98	4	72	16.0	1152
Danya Abrams	Boston College	1993-97	4	71	16.2	1148
Eric Murdock	Providence	1987-91	4	63	18.2	1145
Chris Smith	Connecticut	1988-92	4	64	17.8	1140
Jamel Thomas	Providence	1995-99	4	72	15.7	1135
D'Vauntes Smith-Rivera	Georgetown	2012-16	4	71	15.7	1113
Andre McCloud	Seton Hall	1982-86	4	64	17.4	1113
Pat Garrity	Notre Dame	1995-98	3	54	20.5	1107
Kelan Martin	Butler	2014-18	4	72	15.3	1101
Chris Thomas	Notre Dame	2001-05	4	64	17.2	1099
Trevon Bluiett	Xavier	2014-18	4	70	16.6	1094
Dominique Jones	USF	2007-10	3	54	20.1	1087
LaDonte Henton	Providence	2011-15	4	72	15.2	1071
Brandon Young	DePaul	2010-14	4	72	14.8	1068
Tim James	Miami	1995-99	4	72	14.7	1062
Darius Rice	Miami	2000-04	4	61	17.4	1060
Collin Gillespie	Villanova	2017-22	5	83	12.7	1058
Bryce Cotton	Providence	2010-14	4	71	14.7	1047
Charles Smith	Pittsburgh	1984-88	4	64	16.4	1047
Deonta Vaughn	Cincinnati	2006-10	4	70	15.0	1047
Richard Hamilton	Connecticut	1996-99	3	53	19.7	1046
Jerel McNeal	Marquette	2005-09	4	66	15.7	1038
Derrick Coleman	Syracuse	1986-90	4	64	16.1	1033
Da'Sean Butler	West Virginia	2006-10	4	70	14.6	1024
Nate Watson	Providence	2017-22	5	90	11.3	1019
Allan Ray	Villanova	2002-06	4	63	16.1	1013
Gerry McNamara	Syracuse	2002-06	4	64	15.8	1010
Mark Bryant	Seton Hall	1984-88	4	62	16.2	1005
Ray Allen	Connecticut	1993-96	3	54	18.5	1001
Khadeen Carrington	Seton Hall	2014-18	4	72	13.9	1001

## SCORING AVERAGE

NAME	SCHOOL	CAREER	YRS.	GP	PTS.	AVG.
Marcus Hatten	St. John's	2001-03	2	32	736	23.0
Allen Iverson	Georgetown	1994-96	2	36	814	22.6
Troy Bell	Boston College	1999-03	4	62	1388	22.4
Markus Howard	Marquette	2016-20	4	71	1587	22.4
Dan Callandrillo	Seton Hall	1979-82	3	34	737	21.7
Troy Murphy	Notre Dame	1998-01	3	47	999	21.3
John Bagley	Boston College	1979-82	3	34	714	21.0
Chris Mullin	St. John's	1981-85	4	62	1290	20.8
Pat Garrity	Notre Dame	1995-98	3	54	1107	20.5
Luke Harangody	Notre Dame	2006-10	4	65	1329	20.5
Dominique Jones	USF	2007-10	3	54	1087	20.1
Walter Berry	St. John's	1984-86	2	32	633	19.8
Richard Hamilton	Connecticut	1996-99	3	53	1046	19.7
Shamorie Ponds	St. John's	2016-19	2	33	651	19.7
Marcus Foster	Creighton	2016-18	2	36	708	19.7
Mike Sweetney	Georgetown	2000-03	3	48	942	19.6
Dana Barros	Boston College	1985-89	4	64	1257	19.6
Lawrence Moten	Syracuse	1991-95	4	72	1405	19.5
Clyde Vaughan	Pittsburgh	1982-84	2	32	623	19.5
Terry Dehere	Seton Hall	1989-93	4	68	1320	19.4

### One-year Players

Doug McDermott	Creighton	2013-14	1	18	498	27.7
Michael Bradley	Villanova	2000-01	1	16	357	22.3
Carmelo Anthony	Syracuse	2002-03	1	16	342	21.4
James Bouknight	Connecticut	2020-21	1	9	186	20.7
Louis Orr	Syracuse	1979-80	1	6	123	20.5
Steve Novak	Marquette	2005-06	1	16	326	20.4

## REBOUNDS

NAME	SCHOOL	CAREER	YRS.	GP	AVG.	REB
Angel Delgado	Seton Hall	2014-18	4	72	11.5	828
Derrick Coleman	Syracuse	1986-90	4	64	11.0	701
Luke Harangody	Notre Dame	2006-10	4	65	10.2	662
Michael Smith	Providence	1991-94	3	54	11.7	630
Danya Abrams	Boston College	1993-97	4	71	8.6	609
Geoff McDermott	Providence	2005-09	4	68	8.8	598
Patrick Ewing	Georgetown	1981-85	4	62	9.6	597
John Wallace	Syracuse	1992-96	4	72	8.1	582
Zendon Hamilton	St. John's	1994-98	4	72	8.1	580
Jeff Adrien	Connecticut	2005-09	4	67	8.7	580
LaDontae Henton	Providence	2011-15	4	72	7.8	563
Bill Curley	Boston College	1990-94	4	70	8.0	561
Kevin Jones	West Virginia	2008-12	4	72	7.8	560
Tim James	Miami	1995-99	4	72	7.5	545
Ryan Gomes	Providence	2001-05	4	64	8.3	534
Rony Seikaly	Syracuse	1984-88	4	64	8.3	531
Othella Harrington	Georgetown	1992-96	4	72	7.3	529
Ed Pinckney	Villanova	1981-85	4	61	8.7	528
Charles Smith	Pittsburgh	1984-88	4	64	7.8	502
Herb Pope	Seton Hall	2009-12	3	53	9.4	500
Otis Thorpe	Providence	1980-84	4	58	8.6	500
Harold Pressley	Villanova	1982-86	4	64	7.7	495
Adrian Griffin	Seton Hall	1992-96	4	72	6.8	493
Jake Voskuhl	Connecticut	1996-00	4	67	7.3	490
Jason Lawson	Villanova	1993-97	4	71	6.8	489
Alonzo Mourning	Georgetown	1988-92	4	62	7.9	489
Yancy Gates	Cincinnati	2008-12	4	70	6.9	486
Moupttaou Yarou	Villanova	2009-13	4	70	6.9	486
Emeka Okafor	Connecticut	2001-04	3	48	10.0	482
Hakim Warrick	Syracuse	2001-05	4	63	7.6	481
Kadeem Batts	Providence	2010-14	4	72	6.7	479
Mark Bryant	Seton Hall	1984-88	4	62	7.7	477
Etan Thomas	Syracuse	1996-00	4	64	7.4	474
Ricardo Greer	Pittsburgh	1997-01	4	67	7.0	471
Kevin Freeman	Connecticut	1996-00	4	69	6.8	469

## REBOUND AVERAGE

NAME	SCHOOL	CAREER	YRS.	GP	REB	AVG.
Michael Smith	Providence	1991-94	3	54	630	11.66
Angel Delgado	Seton Hall	2014-18	4	72	828	11.50
Kentrell Gransberry	USF	2006-08	2	34	374	11.00
Derrick Coleman	Syracuse	1986-90	4	64	701	10.95
DeJuan Blair	Pittsburgh	2007-09	2	36	394	10.94
Luke Harangody	Notre Dame	2006-10	4	65	662	10.18
Ryan Humphrey	Notre Dame	2000-02	2	32	313	10.10
Emeka Okafor	Connecticut	2001-04	3	48	482	10.00
Troy Murphy	Notre Dame	1998-01	3	47	465	9.89
Jerome Lane	Pittsburgh	1985-88	3	48	467	9.73
Walter Berry	St. John's	1984-86	2	32	310	9.69
Patrick Ewing	Georgetown	1981-85	4	62	597	9.63
Mike Sweetney	Georgetown	2000-03	3	48	461	9.60
Herb Pope	Seton Hall	2009-12	3	53	500	9.43
Jerome Williams	Georgetown	1994-96	2	36	337	9.36
Kameron Woods	Butler	2013-15	2	35	323	9.23
Jeremiah Robinson-Earl	Villanova	2019-21	2	33	297	9.00
Mac Koshwal	DePaul	2007-10	3	50	442	8.84
Geoff McDermott	Providence	2005-09	4	68	598	8.79
Jeff Adrien	Connecticut	2005-09	4	67	580	8.66
Ed Pinckney	Villanova	1981-85	4	61	528	8.65
Dikembe Mutombo	Georgetown	1988-91	3	48	415	8.65
Otis Thorpe	Providence	1980-84	4	58	500	8.62
Danya Abrams	Boston College	1993-97	4	71	609	8.58
Clyde Vaughan	Pittsburgh	1982-84	2	32	273	8.53
Billy Owens	Syracuse	1988-91	3	48	406	8.46
Ryan Gomes	Providence	2001-05	4	64	534	8.34
Rony Seikaly	Syracuse	1984-88	4	64	531	8.30
Brian Shorter	Pittsburgh	1988-91	3	48	390	8.13
Hasheem Thabeet	Connecticut	2006-09	3	52	421	8.10
John Wallace	Syracuse	1992-96	4	72	582	8.08
Pat Garrity	Notre Dame	1995-98	3	54	436	8.07

### One-year Players

Michael Bradley	Villanova	2000-01	1	16	173	10.80
Eric Hicks	Cincinnati	2005-06	1	16	164	10.25
Carmelo Anthony	Syracuse	2002-03	1	16	161	10.06
Eddie Griffin	Seton Hall	2000-01	1	15	150	10.00
Omer Yurtseven	Georgetown	2019-20	1	12	118	9.83
Roosevelt Bouie	Syracuse	1979-80	1	6	59	9.83

# Career Leaders



## FIELD GOALS MADE

NAME	SCHOOL	YEARS	G	FGM
Markus Howard	Marquette	2016-20	71	506
Luke Harangody	Notre Dame	2006-10	65	503
Lawrence Moten	Syracuse	1991-95	72	499
Kerry Kittles	Villanova	1992-96	69	466
Chris Mullin	St. John's	1981-85	62	460
Kamar Baldwin	Butler	2016-20	72	437
John Wallace	Syracuse	1992-96	72	436
Ryan Gomes	Providence	2001-05	64	435
Jeremy Hazell	Seton Hall	2007-11	68	434
Andre McCloud	Seton Hall	1982-86	64	432

## FIELD GOALS ATTEMPTED

NAME	SCHOOL	YEARS	GP	FGA
Markus Howard	Marquette	2016-20	71	1147
Luke Harangody	Notre Dame	2006-10	65	1085
Lawrence Moten	Syracuse	1991-95	72	1069
Jeremy Hazell	Seton Hall	2007-11	68	1054
Felipe Lopez	St. John's	1994-98	72	1039
Myles Powell	Seton Hall	2016-20	72	1009
Dana Barros	Boston College	1985-89	64	981
Kamar Baldwin	Butler	2016-20	72	957
Jamel Thomas	Providence	1995-99	72	954
Kerry Kittles	Villanova	1992-96	69	947

## FIELD GOAL PERCENTAGE

(\*Minimum 5.0 FGM per game)

NAME	SCHOOL	CAREER	YRS	GP	FGM-FGA	PCT
Ryan Kalkbrenner	Creighton	2020-	3	59	253-396	.639
Patrick Ewing	Georgetown	1981-85	4	62	377-620	.608
Emeka Okafor	Connecticut	2001-04	3	48	270-455	.593
Otis Thorpe	Providence	1980-84	4	58	337-586	.575
Chris Taft	Pittsburgh	2003-05	2	32	182-319	.571
Dwayne McClain	Villanova	1981-85	4	58	297-531	.559
Derrick Coleman	Syracuse	1986-90	4	64	361-647	.558
Dwayne Washington	Syracuse	1983-86	3	48	293-530	.553
Marty Headd	Syracuse	1979-81	2	20	107-194	.552
Chris Mullin	St. John's	1981-85	4	62	460-835	.551
Greg Monroe	Georgetown	2008-10	2	36	196-356	.551
One-year Players						
Michael Bradley	Villanova	2000-01	1	16	140-207	.676
Justin Patton	Creighton	2016-17	1	18	108-163	.663

## FREE THROWS MADE

NAME	SCHOOL	CAREER	YRS.	GP	FTM
Troy Bell	Boston College	1999-03	4	62	449
Zendon Hamilton	St. John's	1994-98	4	72	402
Alonzo Mourning	Georgetown	1988-92	4	62	402
Danya Abrams	Boston College	1993-97	4	71	387
Bill Curley	Boston College	1990-94	4	70	381
Chris Mullin	St. John's	1981-85	4	62	370
Terry Dehere	Seton Hall	1989-93	4	68	362
Charles Smith	Pittsburgh	1984-88	4	64	334
Markus Howard	Marquette	2016-20	4	71	330
Scottie Reynolds	Villanova	2006-10	4	70	330
D'Angelo Harrison	St. John's	2011-15	4	69	329
Malik Sealy	St. John's	1988-92	4	64	323
JayVaughn Pinkston	Villanova	2011-15	4	72	314
Brian Shorter	Pittsburgh	1988-91	3	48	310
Mike Sweetney	Georgetown	2000-03	3	48	308
Derrick Coleman	Syracuse	1986-90	4	64	307
Luke Harangody	Notre Dame	2006-10	4	65	299
Troy Murphy	Notre Dame	1998-01	3	47	295
Billy Garrett Jr.	DePaul	2014-17	4	69	293
Jason Lawson	Villanova	1993-97	4	71	286
Dominique Jones	USF	2007-10	3	54	281
Hakim Warrick	Syracuse	2001-05	4	63	279
Felipe Lopez	St. John's	1994-98	4	72	279
Lawrence Moten	Syracuse	1991-95	4	72	277
Jerry McCullough	Pittsburgh	1991-96	4	70	276
John Wallace	Syracuse	1992-96	4	72	276
Othella Harrington	Georgetown	1992-96	4	72	270

## FREE THROW ATTEMPTS

NAME	SCHOOL	YEARS	GP	FTA
Zendon Hamilton	St. John's	1994-98	72	572
Danya Abrams	Boston College	1993-97	71	565
Alonzo Mourning	Georgetown	1988-92	62	532
Troy Bell	Boston College	1999-03	62	516
Bill Curley	Boston College	1990-94	70	483
Charles Smith	Pittsburgh	1984-88	64	447
Brian Shorter	Pittsburgh	1988-91	48	446
Terry Dehere	Seton Hall	1989-93	68	446
Malik Sealy	St. John's	1988-92	64	441
Derrick Coleman	Syracuse	1986-90	64	438

## FREE THROW PERCENTAGE

(\*Minimum 2.5 FTM per game)

NAME	SCHOOL	CAREER	YRS	GP	FTM-FTA	PCT
Andrew Rowsey	Marquette	2016-18	2	36	135-145	.931
Gerry McNamara	Syracuse	2002-06	4	64	199-217	.917
Gary Buchanan	Villanova	1999-03	4	63	179-196	.913
Sean Miller	Pittsburgh	1987-92	4	66	209-230	.909
Jason Matthews	Pittsburgh	1987-91	4	64	255-287	.889
Markus Howard	Marquette	2016-20	3	53	198-223	.888
Sharaud Curry	Providence	2005-10	4	66	197-224	.879
Ashton Gibbs	Pittsburgh	2008-12	4	69	175-199	.879
Markus Howard	Marquette	2016-20	4	71	330-377	.875
Troy Bell	Boston College	1999-03	4	62	449-516	.870
Chris Mullin	St. John's	1981-85	4	62	370-430	.861
Chris Thomas	Notre Dame	2001-05	4	64	256-299	.856
Dana Barros	Boston College	1985-89	4	64	252-295	.854
Collin Gillespie	Villanova	2017-22	5	83	197-231	.853
Dan Schayes	Syracuse	1979-81	2	20	91-107	.851
James Jones	Miami	1999-03	4	63	167-197	.848
Maalik Wayns	Villanova	2009-12	3	51	182-215	.847
Jahvon Blair	Georgetown	2017-21	4	69	319-377	.846
Richard Hamilton	Connecticut	1996-99	3	53	223-264	.844
Greg Woodard	Villanova	1988-92	4	66	235-279	.842
Earl Kelley	Connecticut	1982-86	4	49	229-273	.839
D'Angelo Harrison	St. John's	2011-14	4	69	184-219	.840
D'Vauntes Smith-Rivera	Georgetown	2012-16	4	71	262-313	.837
Kris Jenkins	Villanova	2014-17	4	72	145-174	.833
Greg Harvey	St. John's	1987-90	2	30	100-120	.833
John Salmos	Miami	1998-01	4	66	196-236	.831
Allan Ray	Villanova	2002-06	4	63	195-235	.830
Davante Gardner	Marquette	2010-14	4	62	251-303	.828
Geoff Billett	Rutgers	1995-99	4	72	234-283	.826
Jalen Brunson	Villanova	2015-18	3	54	176-213	.826
Matt Carroll	Notre Dame	1999-02	4	63	161-195	.826
Russ Smith	Louisville	2010-13	3	45	151-183	.825
Julian Champagne	St. John's	2020-22	2	38	166-237	.825
Johnny Hemsley	Miami	1996-00	4	60	153-186	.823
Ty-Shon Alexander	Creighton	2017-20	3	53	136-165	.824
Lazar Hayward	Marquette	2006-10	4	70	184-224	.821
Scottie Reynolds	Villanova	2006-10	4	70	330-403	.819
Rob Hodgson	Rutgers	1995-99	4	70	262-320	.818
Kellen Dunham	Butler	2013-16	3	54	196-240	.817
Gerald Riley	Georgetown	2000-04	4	64	170-208	.817
Bryce Cotton	Providence	2010-14	4	71	247-303	.815
Carlton Screen	Providence	1986-90	4	62	185-227	.815
Khalid El-Amin	Connecticut	1997-00	3	52	131-161	.814
Corny Thompson	Connecticut	1979-82	3	34	143-176	.813
Terry Dehere	Seton Hall	1989-93	4	68	362-446	.812
Marcus Williams	Connecticut	2003-06	3	34	98-121	.810

## One-year Players

Steve Novak	Marquette	2005-06	1	16	50-52	.962
Bernard Rencher	St. John's	1979-80	1	6	15-17	.882
Jonathan Hargett	West Virginia	2001-02	1	16	58-66	.879
Luwane Pipkins	Providence	2019-20	1	18	51-59	.864
Taquan Dean	Louisville	2005-06	1	14	44-51	.863



## THREE-POINT FIELD GOALS MADE

NAME	SCHOOL	YEARS	GP	3FGM
Markus Howard	Marquette	2016-20	71	245
Jeremy Hazell	Seton Hall	2007-11	68	201
Colin Falls	Notre Dame	2003-07	64	189
Collin Gillespie	Villanova	2017-22	83	183
Gerry McNamara	Syracuse	2002-06	64	183
Mitch Ballock	Creighton	2017-21	74	182
Myles Powell	Seton Hall	2016-20	72	180
Steve Edwards	Miami	1992-96	72	178
Deonta Vaughn	Cincinnati	2006-10	70	172
Allan Ray	Villanova	2002-06	63	168
Gary Buchanan	Villanova	1999-03	63	167
Kerry Kittles	Villanova	1992-96	69	166
Terry Dehere	Seton Hall	1989-93	68	166
Troy Bell	Boston College	1999-03	62	165
Matt Carroll	Notre Dame	1999-03	63	159
Scottie Reynolds	Villanova	2006-10	70	159
Bryce Cotton	Providence	2010-14	71	156
Darius Lane	Seton Hall	1999-02	48	155
Geoff Billett	Rutgers	1995-99	72	154
D'Angelo Harrison	St. John's	2011-15	69	153
Chris Thomas	Notre Dame	2001-05	64	149
Kris Jenkins	Villanova	2014-17	72	149
Trevon Bluiett	Xavier	2014-18	70	147
Ryan Arcidiacono	Villanova	2012-16	72	147
D'Vauntes				
Smith-Rivera	Georgetown	2012-16	71	147
Darius Rice	Miami	2000-04	61	147
Dana Barros	Boston College	1985-89	64	145
Andy Rautins	Syracuse	2005-10	63	143
Donnie McGrath	Providence	2002-06	63	142
Jamar Nutter	Seton Hall	2004-07	65	141
Chris Quinn	Notre Dame	2002-06	64	141
Ricky Shields	Rutgers	2001-05	64	141
Kyle McAlarney	Notre Dame	2005-09	52	140
Jason Matthews	Pittsburgh	1987-91	64	139
Ashton Gibbs	Pittsburgh	2008-12	69	139
Colin Falls	Notre Dame	2003-06	48	135
Kevin Pittsnogle	West Virginia	2002-06	64	135
Rashad Anderson	Connecticut	2002-06	58	130
Lawrence Moten	Syracuse	1991-95	72	130

## THREE-POINT FIELD GOALS ATTEMPTED

NAME	SCHOOL	CAREER	GP	3FGA
Jeremy Hazell	Seton Hall	2007-11	68	593
Markus Howard	Marquette	2016-20	71	580
Myles Powell	Seton Hall	2016-20	72	576
Gerry McNamara	Syracuse	2002-06	64	545
Deonta Vaughn	Cincinnati	2006-10	70	514
Steve Edwards	Miami	1992-96	72	508
Collin Gillespie	Villanova	2017-22	83	473
Colin Falls	Notre Dame	2003-07	64	466
Gary Buchanan	Villanova	1999-03	63	448
Troy Bell	Boston College	1999-03	62	446
Allan Ray	Villanova	2002-06	63	440
Mitch Ballock	Creighton	2017-21	74	439
Chris Thomas	Notre Dame	2001-05	64	438
Terry Dehere	Seton Hall	1989-93	68	437
Darius Rice	Miami	2000-04	61	431
Bryce Cotton	Providence	2010-14	71	422
D'Angelo Harrison	St. John's	2011-15	69	419
Lawrence Moten	Syracuse	1991-95	72	415
Scottie Reynolds	Villanova	2006-10	70	413
Ricky Shields	Rutgers	2001-05	64	409
Geoff Billett	Rutgers	1995-99	72	407
Matt Carroll	Notre Dame	1999-03	63	406
Trevon Bluiett	Xavier	2014-18	70	405
Kerry Kittles	Villanova	1992-96	69	405
Darius Lane	Seton Hall	1999-02	48	404
Donnie McGrath	Providence	2002-06	63	392
Ryan Arcidiacono	Villanova	2012-16	72	381
Kris Jenkins	Villanova	2013-17	72	379
Jahvon Blair	Georgetown	2017-21	69	377


## THREE-POINT FIELD GOAL PERCENTAGE

(\*Minimum 1.5 3FGM per game)

NAME	SCHOOL	CAREER	YRS	GP	3FGM-FGA	PCT
Sam Hauser	Marquette	2016-19	3	54	110-233	.472
Jason Matthews	Pittsburgh	1987-91	4	64	139-298	.466
Saddiq Bey	Villanova	2018-20	2	36	90-195	.462
Ryan Ayers	Notre Dame	2005-09	4	59	90-200	.455
Tim Abromaitis	Notre Dame	2007-11	3	39	88-200	.440
Chris Quinn	Notre Dame	2002-06	4	64	141-323	.437
Sam Hauser	Marquette	2016-19	3	54	127-291	.436
Howard Easley	Boston College	1990-94	4	70	110-253	.435
Brian Chase	Virginia Tech	2000-03	3	45	105-243	.432
Sterling Gibbs	Seton Hall	2013-15	2	33	66-154	.429
Albert Mouring	Connecticut	1997-01	4	58	96-225	.427
Alex Barlow	Butler	2013-15	2	36	61-144	.424
Markus Howard	Marquette	2016-20	4	71	245-580	.422
Kyle McAlarney	Notre Dame	2006-09	4	52	140-332	.422
Todd Billet	Rutgers	1999-01	2	32	98-233	.421
Ray Allen	Connecticut	1993-96	3	54	129-298	.420
Keith Friel	Notre Dame	1996-98	2	20	37-89	.416
Ronald Ramon	Pittsburgh	2004-08	4	65	119-287	.415
Mitch Ballock	Creighton	2017-21	4	74	182-439	.439
Andrew Rowsey	Marquette	2016-18	2	36	103-250	.412
Doron Sheffer	Connecticut	1993-96	3	54	105-255	.412
Kerry Kittles	Villanova	1992-96	4	69	166-405	.410
Delray Brooks	Providence	1986-88	2	32	77-188	.410
Kyle Kuric	Louisville	2008-12	4	57	96-234	.410
Marcus Zegarowski	Creighton	2018-21	3	53	115-283	.406
Colin Falls	Notre Dame	2003-07	3	64	189-466	.406
Ashton Gibbs	Pittsburgh	2008-12	4	69	139-343	.405
Darius Johnson-Odom	Marquette	2009-12	3	54	125-309	.405
Sean Miller	Pittsburgh	1987-92	4	66	117-291	.402
Jake Morton	Miami	1991-93	2	33	51-127	.401
Greg Woodard	Villanova	1988-92	4	66	102-255	.400

## One-year Players

Steve Novak	Marquette	2005-06	1	16	70-148	.473
Doug McDermott	Creighton	2013-14	1	18	50-108	.463
Rick Krecklow	Creighton	2014-15	1	17	33-73	.452
Joey Hauser	Marquette	2018-19	1	18	28-62	.452
Ethan Wragge	Creighton	2013-14	1	18	50-110	.455
Damon Santiago	Rutgers	1995-96	1	18	53-120	.442
Luke Hancock	Louisville	2013-14	1	18	32-74	.432



Jeremy Hazell, Seton Hall

# Career Leaders

## ASSISTS

NAME	SCHOOL	CAREER	YRS.	GP	AVG.	A
Vincent Council	Providence	2009-13	4	71	6.4	454
Sherman Douglas	Syracuse	1985-89	4	61	7.0	426
Chris Thomas	Notre Dame	2001-05	4	64	6.4	413
Sean Miller	Pittsburgh	1987-92	4	66	6.0	401
Shaheen Holloway	Seton Hall	1996-00	4	68	5.9	398
Tory Jackson	Notre Dame	2006-10	4	70	5.6	392
Jason Hart	Syracuse	1996-00	4	70	5.6	389
Brandin Knight	Pittsburgh	1999-03	4	64	5.9	375
Joey Brown	Georgetown	1990-94	4	69	5.3	364
Kevin Braswell	Georgetown	1998-02	4	66	5.5	363
Jerry McCullough	Pittsburgh	1991-96	4	70	5.1	360
Adrian Autry	Syracuse	1990-94	4	69	5.0	347
Mark Jackson	St. John's	1983-87	4	64	5.3	342
Jason Buchanan	St. John's	1988-92	4	66	5.1	339
Kevin Ollie	Connecticut	1991-95	4	71	4.6	329
Kyron Cartwright	Providence	2014-18	4	72	4.5	327
Kevin Norris	Miami	1994-98	4	72	4.5	325
Scoop Jardine	Syracuse	2007,09-12	4	70	4.6	323
Dominic James	Marquette	2005-09	4	65	4.9	320
Dwayne Washington	Syracuse	1983-86	3	48	6.6	317
Peyton Siva	Louisville	2009-13	4	72	6.6	315
Taliek Brown	Connecticut	2000-04	4	60	5.3	315
Andre Barrett	Seton Hall	2000-04	4	64	4.9	312
Carl Krauser	Pittsburgh	2002-06	4	63	4.9	309
Chris Howard	USF	2006-10	4	68	4.5	307
Doron Sheffer	Connecticut	1993-96	3	54	5.7	306
Aaron Thompson	Butler	2017-22	5	83	3.7	303
Darelle Porter	Pittsburgh	1987-91	4	64	4.7	301
Vernon Jennings	Miami	1996-00	4	68	4.4	300
Michael Jackson	Georgetown	1982-86	4	62	4.8	299
Gerry McNamara	Syracuse	2002-06	4	64	4.7	299
Brandon Young	DePaul	2010-14	4	72	4.1	296
Kenny Wilson	Villanova	1985-89	4	64	4.6	295
Howard Easley	Boston College	1990-94	4	70	4.2	294
Duane Woodward	Boston College	1994-98	4	69	4.2	293

## ASSISTS AVERAGE

NAME	SCHOOL	CAREER	YRS.	GP	ASSIST.	AVG.
Marcus Williams	Connecticut	2003-06	3	34	276	8.1
Maurice Watson Jr.	Creighton	2015-17	2	24	169	7.0
Sherman Douglas	Syracuse	1985-89	4	61	426	7.0
Tyler Kolek	Marquette	2021-	2	39	270	6.9
God Shammgod	Providence	1995-97	2	35	241	6.9
Dwayne Washington	Syracuse	1983-86	3	48	317	6.6
Chris Thomas	Notre Dame	2001-05	4	64	413	6.4
Vincent Council	Providence	2009-13	4	71	454	6.4
Abdul Abdullah	Providence	1992-94	2	35	213	6.1
James Akinjo	Georgetown	2018-19	1	18	108	6.0
Sean Miller	Pittsburgh	1987-92	4	66	401	6.0
Dee Davis	Xavier	2013-15	2	36	213	5.9
Brandin Knight	Pittsburgh	1999-03	4	64	375	5.9
Shaheen Holloway	Seton Hall	1996-00	4	68	398	5.9
Quincy McKnight	Seton Hall	2018-20	2	36	201	5.9
Doron Sheffer	Connecticut	1993-96	3	54	306	5.7
Stewart Granger	Villanova	1980-83	3	44	250	5.7
Jerian Grant	Notre Dame	2011-13	2	36	203	5.6
Jason Hart	Syracuse	1996-00	4	70	389	5.6
Billy Culbertson	Pittsburgh	1982-84	2	32	178	5.6
Tory Jackson	Notre Dame	2006-10	4	70	392	5.6
Anthony Collins	USF	2011-13	2	36	198	5.5
Kevin Braswell	Georgetown	1998-02	4	66	363	5.5
Eddie Moss	Syracuse	1979-81	2	20	108	5.4
Kris Dunn	Providence	2012-16	3	54	286	5.3
Taliek Brown	Connecticut	2000-04	4	60	315	5.3
Joey Brown	Georgetown	1990-94	4	69	364	5.3
Mark Jackson	St. John's	1983-87	4	64	342	5.3

### One-year players

Omar Cook	St. John's	2000-01	1	16	135	8.4
Kenny Brunner	Georgetown	1997-98	1	11	71	6.5
John Duren	Georgetown	1979-80	1	6	36	6.0
Bernard Rencher	St. John's	1979-80	1	6	36	6.0

## STEALS

NAME	SCHOOL	CAREER	YRS.	GP	AVG.	STLS
John Linehan	Providence	1997-02	4	68	3.3	226
Eric Murdock	Providence	1987-91	4	63	3.1	197
Jerry McCullough	Pittsburgh	1991-96	4	70	2.5	174
Jason Hart	Syracuse	1996-00	4	70	2.4	168
Kevin Braswell	Georgetown	1998-02	4	66	2.5	165
Kerry Kittles	Villanova	1992-96	4	69	2.3	156
Fuquan Edwin	Seton Hall	2010-14	4	70	2.2	153
Brandin Knight	Pittsburgh	1999-03	4	64	2.3	149
Michael Adams	Boston College	1981-85	4	58	2.6	148
Troy Bell	Boston College	1999-03	4	62	2.3	144
Jerel McNeal	Marquette	2005-09	4	66	2.1	141
Scott Burrell	Connecticut	1989-93	4	61	2.3	138
Shaheen Holloway	Seton Hall	1996-00	4	68	1.9	131
Allen Iverson	Georgetown	1994-96	2	36	3.6	131
Joey Brown	Georgetown	1990-94	4	69	1.9	131
Vernon Jennings	Miami	1996-00	4	68	1.9	130
Lawrence Moten	Syracuse	1991-95	4	72	1.8	129
Vonteego Cummings	Pittsburgh	1995-99	4	62	2.1	128
Jeremy Hazell	Seton Hall	2007-11	4	68	1.9	127
Adrian Griffin	Seton Hall	1992-96	4	72	1.7	125
Adrian Autry	Syracuse	1990-94	4	69	1.8	123
Kevin Norris	Miami	1994-98	4	72	1.7	122
Shamorie Ponds	St. John's	2016-19	3	50	2.4	121
Paul Gause	Seton Hall	2005-09	4	54	2.2	121
Dominic James	Marquette	2005-09	4	65	1.9	120
Gerry McNamara	Syracuse	2002-06	4	64	1.9	119
Ricardo Greer	Pittsburgh	1997-01	4	67	1.7	118
Damian Owens	West Virginia	1995-98	3	54	2.2	117
Malik Sealy	St. John's	1988-92	4	64	1.8	116
Kris Dunn	Providence	2012-16	3	54	2.1	115
Levell Sanders	Seton Hall	1994-98	4	72	1.6	115
Alvin Williams	Villanova	1993-97	4	71	1.6	115
Chris Mullin	St. John's	1981-85	4	62	1.8	113
Posh Alexander	St. John's	2020-	3	52	2.2	113

## STEALS AVERAGE

NAME	SCHOOL	CAREER	YRS.	GP	STEALS	AVG.
Mike Moses	St. John's	1983-85	2	32	125	3.91
Allen Iverson	Georgetown	1994-96	2	36	131	3.64
John Linehan	Providence	1997-02	4	68	226	3.32
Eric Murdock	Providence	1987-91	4	63	197	3.13
Marcus Hatten	St. John's	2001-03	2	32	94	2.94
Michael Adams	Boston College	1981-85	4	58	148	2.55
Kevin Braswell	Georgetown	1998-02	4	66	165	2.50
Jerry McCullough	Pittsburgh	1991-96	4	70	174	2.48
Jason Hart	Syracuse	1996-00	4	70	168	2.40
Kellii Taylor	Pittsburgh	1996-00	4	47	112	2.38
Shamorie Ponds	St. John's	2016-19	3	50	121	2.42
Brandin Knight	Pittsburgh	1999-03	4	64	149	2.33
Troy Bell	Boston College	1999-03	4	62	144	2.32
Posh Alexander	St. John's	2020-	2	34	78	2.29
Scott Burrell	Connecticut	1989-93	4	61	138	2.26
Kerry Kittles	Villanova	1992-96	4	69	156	2.26
Dwayne Washington	Syracuse	1983-86	3	48	108	2.25
Eddie Moss	Syracuse	1979-81	2	20	45	2.25
Dan Callandrillo	Seton Hall	1979-82	3	34	76	2.24
Paul Gause	Seton Hall	2005-09	4	54	121	2.24
Fuquan Edwin	Seton Hall	2010-14	4	70	153	2.19
Posh Alexander	St. John's	2020-	3	52	113	2.17
Damian Owens	West Virginia	1995-98	3	54	117	2.17
Jerel McNeal	Marquette	2005-09	4	66	141	2.14
Kris Dunn	Providence	2012-16	3	54	115	2.13
Billy Owens	Syracuse	1988-91	3	48	102	2.13
Marvis 'Bootsy' Thornton	St. John's	1998-00	2	34	71	2.09
God Shammgod	Providence	1995-97	2	35	73	2.09

### One-year Players

Nadav Henefeld	Connecticut	1989-90	1	16	59	3.69
Bernard Rencher	St. John's	1979-80	1	6	18	3.00
Jerome Scott	Miami	1991-92	1	18	43	2.38
John Duren	Georgetown	1979-80	1	6	14	2.33
Louis Orr	Syracuse	1979-80	1	6	13	2.16
Reggie Carter	St. John's	1979-80	1	6	13	2.16

## BLOCKED SHOTS

NAME	SCHOOL	CAREER	YRS.	GP	AVG.	BLKS
Patrick Ewing	Georgetown	1981-85	4	62	3.98	247
Hasheem Thabeet	Connecticut	2006-09	3	52	4.67	243
Etan Thomas	Syracuse	1996-00	4	64	3.63	232
Alonzo Mourning	Georgetown	1988-92	4	62	3.61	224
Jason Lawson	Villanova	1993-97	4	71	3.04	216
Emeka Okafor	Connecticut	2001-04	3	48	4.30	207
Dikembe Mutombo	Georgetown	1988-91	3	48	3.83	184
Constantin Popa	Miami	1991-95	4	72	2.22	160
Charles Smith	Pittsburgh	1984-88	4	64	2.47	158
Hamady Ndiaye	Rutgers	2006-10	4	70	2.24	157
Marcus Douthit	Providence	2000-04	4	63	2.39	151
Rony Seikaly	Syracuse	1984-88	4	64	2.36	151
Derrick Coleman	Syracuse	1986-90	4	64	2.28	146
Chris Obekpa	St. John's	2012-15	3	51	2.82	144
Tim James	Miami	1995-99	4	72	2.00	144
Ruben Boumtje						
Boumtje	Georgetown	1997-01	4	52	2.75	143
Donyell Marshall	Connecticut	1991-94	3	54	2.61	141
Rick Jackson	Syracuse	2007-11	4	71	1.93	139
Gorgui Dieng	Louisville	2010-13	3	49	2.71	133
Conrad McRae	Syracuse	1989-93	4	60	2.22	133
Ed Pinckney	Villanova	1981-85	4	61	2.11	129
Herve Lamizana	Rutgers	2000-04	4	48	2.56	123
Jeremy McNeil	Syracuse	2000-04	4	60	2.01	121
John Wallace	Syracuse	1992-96	4	72	1.67	120
Eric Mobley	Pittsburgh	1991-94	3	53	2.25	119
Othella Harrington	Georgetown	1992-96	4	72	1.64	118

## BLOCKED SHOTS AVERAGE

NAME	SCHOOL	CAREER	YRS.	GP	BLK	AVG.
Hasheem Thabeet	Connecticut	2006-09	3	52	243	4.67
Emeka Okafor	Connecticut	2001-04	3	48	207	4.30
Patrick Ewing	Georgetown	1981-85	4	62	247	3.98
Dikembe Mutombo	Georgetown	1988-91	3	48	184	3.83
Etan Thomas	Syracuse	1996-00	4	64	232	3.63
Alonzo Mourning	Georgetown	1988-92	4	62	224	3.61
Jason Lawson	Villanova	1993-97	4	71	216	3.04
Darryl Watkins	Syracuse	2003-07	4	47	117	2.89
Chris Obekpa	St. John's	2012-15	3	51	144	2.82
Ruben Boumtje						
Boumtje	Georgetown	1997-01	4	52	143	2.75
D'or Fischer	West Virginia	2003-05	2	31	84	2.71
Samuel Dalembert	Seton Hall	1999-01	2	32	86	2.69
Donyell Marshall	Connecticut	1991-94	3	54	141	2.61
Romaro Gill	Seton Hall	2018-20	2	30	78	2.60
Herve Lamizana	Rutgers	2000-04	4	48	123	2.56
Ryan Humphrey	Notre Dame	2000-02	2	31	77	2.48
Charles Smith	Pittsburgh	1984-88	4	64	158	2.47
Marcus Douthit	Providence	2000-04	4	63	151	2.39
Rony Seikaly	Syracuse	1984-88	4	64	151	2.36
Carson Desrosiers	Providence	2013-15	2	33	76	2.30
Derrick Coleman	Syracuse	1986-90	4	64	146	2.28
Eric Mobley	Pittsburgh	1991-94	3	53	119	2.25
Hamady Ndiaye	Rutgers	2006-10	4	70	157	2.24
Constantin Popa	Miami	1991-95	4	72	160	2.22
Conrad McRae	Syracuse	1989-93	4	60	133	2.22
Ed Pinckney	Villanova	1981-85	4	61	129	2.11
Josh Boone	Connecticut	2003-06	3	47	98	2.09

### One-year Players

Eddie Griffin	Seton Hall	2000-01	1	15	61	4.07
Eric Hicks	Cincinnati	2005-06	1	16	53	3.31
Solomon Jones	USF	2005-06	1	16	41	2.56
Andre Drummond	Connecticut	2011-12	1	18	46	2.56
Gregory Echenique	Rutgers	2008-09	1	18	44	2.44

## GAMES PLAYED

NAME	SCHOOL	CAREER	YRS.	GP
Myles Cale	Seton Hall	2017-22	5	92
Nate Watson	Providence	2017-22	5	90
Paul Scruggs	Xavier	2017-22	5	84
Aaron Thompson	Butler	2017-22	5	83
Collin Gillespie	Villanova	2017-22	5	83
Jermaine Samuels	Villanova	2017-22	5	77
Mitch Ballock	Creighton	2017-21	4	74
Jared Rhoden	Seton Hall	2017-22	5	74
Kamar Baldwin	Butler	2016-20	4	72
Alpha Diallo	Providence	2016-20	4	72
Myles Powell	Seton Hall	2016-20	4	72
Eli Cain	DePaul	2015-19	4	72
Toby Hegner	Creighton	2014-18	4	72
Kelan Martin	Butler	2014-18	4	72
Kyron Cartwright	Providence	2014-18	4	72
Khadeen Carrington	Seton Hall	2014-18	4	72
Angel Delgado	Seton Hall	2014-18	4	72
J.P. Macura	Xavier	2014-18	4	72
Josh Hart	Villanova	2013-17	4	72
Kris Jenkins	Villanova	2013-17	4	72
Ryan Arcidiacono	Villanova	2012-16	4	72
LaDontae Henton	Providence	2011-15	4	72
JayVaughn Pinkston	Villanova	2011-15	4	72
Nate Lubick	Georgetown	2010-14	4	72
Brandon Young	DePaul	2010-14	4	72
Kadeem Batts	Providence	2010-14	4	72
Peyton Siva	Louisville	2010-13	4	72
Toarlyn Fitzpatrick	USF	2010-13	4	72
Brandon Triche	Syracuse	2010-13	4	72
Dane Miller	Rutgers	2010-13	4	72
Darryl Bryant	West Virginia	2008-12	4	72
Jason Clark	Georgetown	2008-12	4	72
Jordan Theodore	Seton Hall	2008-12	4	72
John Flowers	West Virginia	2007-11	4	72
Paris Horne	St. John's	2007-11	4	72
Justin Burrell	St. John's	2007-11	4	72
Corey Fisher	Villanova	2007-11	4	72
D.J. Kennedy	St. John's	2007-11	4	72
Rashad Bishop	Cincinnati	2007-11	4	72
Mike Coburn	Rutgers	2007-11	4	72
Gilbert Brown	Pittsburgh	2007-11	4	72
Rick Jackson	Syracuse	2007-11	4	72
Antonio Pena	Villanova	2007-11	4	72
Kevin Jones	West Virginia	2007-11	4	72

## GAMES STARTED

NAME	SCHOOL	CAREER	YRS.	GS
Aaron Thompson	Butler	2017-22	5	83
Eli Cain	DePaul	2015-19	4	72
Brandon Triche	Syracuse	2010-13	4	72
Myles Cale	Seton Hall	2017-22	5	72
Kamar Baldwin	Butler	2016-20	4	71
Angel Delgado	Seton Hall	2014-18	4	71
Ryan Arcidiacono	Villanova	2012-16	4	71
Brandon Young	DePaul	2010-14	4	71
Nate Watson	Providence	2017-22	5	71
Collin Gillespie	Villanova	2017-22	5	71
Markus Howard	Marquette	2016-20	4	70
D.J. Kennedy	St. John's	2007-11	4	70

## MINUTES PLAYED

NAME	SCHOOL	CAREER	YRS.	GP	MP
LaDontae Henton	Providence	2011-15	4	72	2660
Collin Gillespie	Villanova	2017-22	5	83	2512
Tory Jackson	Notre Dame	2006-10	4	69	2510
Vincent Council	Providence	2010-13	4	71	2498
Chris Thomas	Notre Dame	2001-05	4	64	2487
Paul Scruggs	Xavier	2017-22	5	84	2486
D. Smith-Rivera	Georgetown	2012-16	4	71	2452
D'Angelo Harrison	St. John's	2011-15	4	69	2447
Myles Cale	Seton Hall	2017-22	5	92	2420
Deonta Vaughn	Cincinnati	2006-10	4	69	2401

# Annual Leaders

## TEAM SCORING

		GP	FG	3FG	FT	PTS.	AVG.
2022-23	Xavier	20	612	154	253	1631	81.6
2021-22	St. John's	19	566	135	214	1481	77.9
2020-21	St. John's	19	537	150	249	1473	77.5
2019-20	Creighton	18	495	176	236	1402	77.9
2018-19	Georgetown	18	486	161	296	1429	79.4
2017-18	Villanova	18	572	196	228	1584	88.0
2016-17	Marquette	18	506	196	243	1451	80.6
2015-16	Xavier	18	491	136	335	1453	80.7
2014-15	Villanova	18	441	180	318	1380	76.7
2013-14	Creighton	18	490	173	249	1402	77.9
2012-13	Louisville	18	444	88	287	1263	70.2
2001-12	Marquette	18	464	1018	304	1339	74.4
2010-11	Marquette	18	445	103	324	1317	73.2
2009-10	Villanova	18	498	127	346	1469	81.6
2008-09	Villanova	18	489	120	333	1431	79.5
2007-08	Notre Dame	18	503	147	295	1448	80.4
2006-07	Notre Dame	16	406	132	259	1203	75.2
2005-06	Notre Dame	16	426	172	235	1259	78.7
2004-05	Connecticut	16	427	79	300	1233	77.1
2003-04	Connecticut	16	455	98	186	1194	74.6
2002-03	Boston College	16	456	112	272	1296	81.0
2001-02	Georgetown	16	420	92	330	1268	79.2
2000-01	Boston College	16	421	115	290	1247	77.9
1999-00	Syracuse	16	419	92	276	1206	75.4
1998-99	St. John's	18	520	114	258	1412	78.4
1997-98	West Virginia	18	534	99	268	1385	76.9
1996-97	West Virginia	18	522	86	268	1398	77.7
1995-96	Connecticut	18	515	131	274	1435	79.7
1994-95	Connecticut	18	542	129	276	1489	82.7
1993-94	Connecticut	18	510	108	325	1453	80.7
1992-93	Seton Hall	18	440	95	408	1383	76.8
1991-92	Connecticut	18	465	119	346	1395	77.5
1990-91	Pittsburgh	16	409	101	388	1307	81.7
1989-90	Providence	16	452	95	338	1337	83.6
1988-89	Syracuse	16	499	53	253	1304	81.5
1987-88	Syracuse	16	480	60	242	1262	78.9
1986-87	Providence	16	450	129	298	1327	82.9
1985-86	Georgetown	16	476	—	304	1256	78.5
1984-85	St. John's	16	448	—	326	1222	76.4
1983-84	Syracuse	16	504	—	248	1255	78.4
1982-83	Syracuse	16	518	—	289	1325	82.8
1981-82	Syracuse	14	401	—	265	1067	76.2
1980-81	Syracuse	14	383	—	231	997	71.2
1979-80	Syracuse	6	195	—	104	494	82.3

## TEAM SCORING MARGIN

		GP	PTS.	AVG.	PTS.	AVG.	MARGIN
2022-23	Creighton	20	1524	76.2	1343	67.2	9.0
2021-22	Villanova	20	1474	73.7	1294	64.7	9.0
2020-21	Villanova	15	1116	74.4	998	66.5	7.9
2019-20	Creighton	18	1402	77.9	71.1	71.1	6.8
2018-19	Villanova	18	1337	74.3	1222	67.9	6.4
2017-18	Villanova	18	1584	88.0	1374	76.3	11.7
2016-17	Villanova	18	1373	76.3	1162	64.6	11.7
2015-16	Villanova	18	1453	80.7	1186	65.9	11.7
2014-15	Villanova	18	1380	76.7	1150	63.9	12.8
2013-14	Villanova	18	1390	77.2	1211	67.3	9.9
2012-13	Louisville	18	1263	70.2	1055	58.6	11.6
2011-12	Syracuse	18	1286	71.4	1100	61.1	10.3
2010-11	Pittsburgh	18	1247	69.3	1081	60.1	9.2
2009-10	Syracuse	18	1389	77.2	1243	69.1	8.1
2008-09	Pittsburgh	18	1408	78.2	1218	67.7	10.6
2007-08	Louisville	18	1282	71.2	1105	61.4	9.8
2006-07	Georgetown	16	1080	67.5	924	57.8	9.7
2005-06	Connecticut	16	1235	77.2	1079	67.4	9.8
2004-05	Connecticut	16	1233	77.1	1090	68.1	8.9
2003-04	Connecticut	16	1194	74.6	1036	64.8	9.9
2002-03	Pittsburgh	16	1156	72.2	985	61.6	10.7
2001-02	Pittsburgh	16	1169	73.1	1039	64.9	8.1
2000-01	Boston College	16	1247	77.9	1090	68.1	9.8
1999-00	Syracuse	16	1206	75.4	1037	64.8	10.6
1998-99	Connecticut	18	1329	74.9	1137	63.2	11.8
1997-98	Connecticut	18	1374	76.3	1175	65.3	11.1
1996-97	Villanova	18	1335	74.2	1236	68.7	5.5
1995-96	Connecticut	18	1435	79.7	1204	66.9	12.8
1994-95	Connecticut	18	1489	82.7	1303	72.4	10.3

## TEAM SCORING MARGIN (CONTINUED)

		GP	PTS.	AVG.	PTS.	AVG.	MARGIN
1993-94	Connecticut	18	1453	80.7	1280	71.1	9.6
1992-93	Seton Hall	18	1383	76.8	1251	69.5	7.3
1991-92	St. John's	18	1269	70.5	1175	65.3	5.2
1990-91	Syracuse	16	1279	79.9	1200	75.0	4.9
1989-90	Georgetown	16	1257	78.6	1113	69.6	9.0
1988-89	Syracuse	16	1304	81.5	1175	73.4	8.1
1987-88	Syracuse	16	1262	78.9	1130	70.6	8.3
1986-87	Georgetown	16	1183	73.9	1069	66.8	7.1
1985-86	Georgetown	16	1256	78.5	1107	69.2	9.3
1984-85	Georgetown	16	1189	74.3	966	60.4	13.9
1983-84	Georgetown	16	1212	75.8	1004	62.8	13.0
1982-83	St. John's	16	1234	77.1	1093	68.3	8.8
1981-82	Georgetown	14	990	70.7	831	59.4	11.3
1980-81	Boston College	14	972	69.4	906	64.7	4.7
1979-80	Syracuse	6	494	82.3	434	72.3	10.0

## TEAM REBOUNDING

		GP	REB	AVG.
2022-23	Connecticut	20	778	38.9
2021-22	Connecticut	19	750	39.5
2020-21	Georgetown	16	614	38.4
2019-20	Marquette	18	713	39.6
2018-19	Georgetown	18	700	38.9
2017-18	DePaul	18	691	38.4
2016-17	Seton Hall	18	697	38.7
2015-16	Seton Hall	18	724	40.2
2014-15	Butler	18	655	36.4
2013-14	Providence	18	651	36.2
2012-13	Providence	18	671	37.3
2001-12	Villanova	18	704	39.1
2010-11	Pittsburgh	18	673	37.4
2009-10	West Virginia	18	697	38.7
2008-09	Connecticut	18	748	41.6
2007-08	Notre Dame	18	747	41.5
2006-07	Connecticut	16	650	40.6
2005-06	Connecticut	16	713	44.6
2004-05	Connecticut	16	685	42.6
2003-04	Connecticut	16	697	43.6
2002-03	Connecticut	16	667	41.7
2001-02	Notre Dame	16	662	41.4
2000-01	Georgetown	16	671	41.9
1999-00	Georgetown	16	672	42.0
1998-99	Georgetown	18	772	42.9
1997-98	Connecticut	18	740	41.1
1996-97	Georgetown	18	810	45.0
1995-96	Georgetown	18	740	41.1
1994-95	Connecticut	18	717	39.8
1993-94	Syracuse	18	706	39.2
1992-93	Providence	18	716	39.8
1991-92	Providence	18	729	40.5
1990-91	Providence	16	643	40.2
1989-90	Georgetown	16	665	41.6
1988-89	Seton Hall	16	614	38.4
1987-88	Syracuse	16	625	39.1
1986-87	Georgetown	16	638	39.9
1985-86	Georgetown	16	620	38.8
1984-85	Georgetown	16	599	37.4
1983-84	Georgetown	16	591	36.9
1982-83	Syracuse	16	629	39.7
1981-82	Georgetown	14	498	35.6
1980-81	St. John's	14	456	32.6
1979-80	Syracuse	6	241	40.2

## TEAM REBOUNDING MARGIN

		GP	REB.	AVG.	OPP. REB.	OPP. AVG.	MARGIN
2022-23	Connecticut	20	778	38.9	617	38.9	8.0
2021-22	Connecticut	19	750	39.5	619	32.6	6.9
2020-21	Connecticut	17	627	36.9	561	33.0	3.9
2019-20	Marquette	18	713	39.6	626	34.8	4.8
2018-19	Xavier	18	641	35.6	563	31.3	4.3
2017-18	Xavier	18	669	37.2	567	31.5	5.7
2016-17	Xavier	18	670	37.2	38.7	30.3	6.9
2015-16	Xavier	18	706	39.2	636	35.3	3.9
2014-15	Butler	18	655	36.4	524	29.1	7.3

2013-14	Xavier	18	618	34.3	554	30.8	3.6
2012-13	Marquette	18	620	34.3	547	30.4	4.1
2011-12	West Virginia	18	673	37.4	569	31.6	5.8
2010-11	Pittsburgh	18	673	37.4	544	30.2	7.2
2009-10	West Virginia	18	697	38.7	607	33.7	5.0
2008-09	Pittsburgh	18	713	39.6	525	29.2	10.4
2007-08	Syracuse	18	702	39.0	617	34.3	4.7
2006-07	Pittsburgh	16	553	34.6	471	29.4	5.1
2005-06	Connecticut	16	713	44.6	556	34.8	9.8
2004-05	Connecticut	16	685	42.8	558	34.9	7.9
2003-04	Connecticut	16	697	43.6	582	36.4	7.2
2002-03	Connecticut	16	667	41.7	580	36.2	5.4
2001-02	Connecticut	16	660	41.2	578	36.1	5.1
2000-01	Georgetown	16	671	41.9	571	35.7	6.2
1999-00	Georgetown	16	672	42.0	614	38.4	3.6
1998-99	Connecticut	18	721	40.1	624	34.7	5.4
1997-98	Connecticut	18	740	41.1	639	35.5	5.6
1996-97	St. John's	18	766	42.6	617	34.3	8.3
1995-96	Connecticut	18	724	40.2	606	33.7	6.5
1994-95	Connecticut	18	717	39.8	624	34.7	5.1
1993-94	Providence	18	705	39.2	605	33.6	5.6
1992-93	Providence	18	716	39.8	594	33.0	6.8
1991-92	Providence	18	729	40.5	612	34.0	6.5
1990-91	Georgetown	16	611	38.2	533	33.3	4.9
1989-90	Georgetown	16	665	41.6	558	34.9	6.7
1988-89	Seton Hall	16	614	38.4	541	33.8	4.6
1987-88	Syracuse	16	625	39.1	525	32.8	6.3
1986-87	Pittsburgh	16	635	39.7	517	32.3	7.4
1985-86	Georgetown	16	620	38.8	533	33.3	5.5
1984-85	Georgetown	16	599	37.4	522	32.6	4.8
1983-84	Georgetown	16	591	36.9	509	31.8	5.1
1982-83	Syracuse	16	629	39.7	572	35.8	3.9
1981-82	Georgetown	14	498	35.6	438	31.3	4.3

## TEAM FIELD GOAL PERCENTAGE

		GP	FGM	FGA	PCT.
2022-23	Xavier	20	612	1232	.497
2021-22	Marquette	19	538	1149	.468
2020-21	Creighton	20	562	1186	.474
2019-20	Creighton	18	495	1052	.471
2018-19	DePaul	18	484	1039	.466
2017-18	Villanova	18	572	1119	.511
2016-17	Creighton	18	533	1078	.494
2015-16	Villanova	18	472	1001	.472
2014-15	Villanova	18	441	952	.463
2013-14	Creighton	18	490	982	.499
2012-13	Marquette	18	424	923	.459
2011-12	Marquette	18	464	1018	.456
2010-11	Syracuse	18	468	994	.471
2009-10	Georgetown	18	466	946	.493
2008-09	Syracuse	18	532	1088	.489
2007-08	Louisville	18	460	993	.463
2006-07	Georgetown	16	383	758	.505
2005-06	Connecticut	16	445	959	.464
2004-05	Syracuse	16	435	913	.476
2003-04	Pittsburgh	16	402	857	.469
2002-03	Pittsburgh	16	406	816	.498
2001-02	Connecticut	16	438	917	.478
2000-01	Villanova	16	401	849	.472
1999-00	Syracuse	16	419	891	.470
1998-99	Miami	18	475	966	.492
1997-98	Connecticut	18	493	1082	.456
1996-97	West Virginia	18	522	1131	.462
1995-96	Connecticut	18	515	1075	.479
1994-95	Syracuse	18	540	1085	.498
1993-94	Connecticut	18	510	1070	.477
1992-93	St. John's	18	479	1014	.472
1991-92	Pittsburgh	18	455	1004	.453
1990-91	Seton Hall	16	395	839	.471
1989-90	Providence	16	452	962	.470
1988-89	Syracuse	16	499	972	.513
1987-88	St. John's	16	418	829	.504
1986-87	Syracuse	16	472	935	.505
1985-86	St. John's	16	477	913	.522
1984-85	St. John's	16	448	855	.524
1983-84	Syracuse	16	504	934	.540
1982-83	Syracuse	16	518	1002	.517
1981-82	Villanova	14	357	679	.526
1980-81	Connecticut	14	360	689	.522
1979-80	Connecticut	6	181	331	.547

## TEAM THREE-POINT FIELD GOAL PERCENTAGE

		GP	FGM	FGA	PCT.
2022-23	Xavier	20	154	392	.393
2021-22	Providence	17	135	357	.378
2020-21	Georgetown	16	130	346	.376
2019-20	Creighton	18	176	446	.395
2018-19	Marquette	18	168	422	.417
2017-18	Marquette	18	196	459	.427
2016-17	Marquette	18	196	437	.449
2015-16	Butler	18	125	318	.393
2014-15	Villanova	18	180	450	.400
2013-14	Creighton	18	173	424	.408
2012-13	Georgetown	18	113	299	.378
2011-12	Seton Hall	18	133	363	.366
2010-11	Notre Dame	18	143	354	.404
2009-10	Georgetown	18	118	295	.400
2008-09	Notre Dame	18	152	391	.389
2007-08	Notre Dame	18	147	361	.407
2006-07	Notre Dame	16	132	348	.379
2005-06	Marquette	16	144	347	.415
2004-05	Notre Dame	16	155	385	.403
2003-04	Connecticut	16	98	251	.390
2002-03	Connecticut	16	90	233	.386
2001-02	Georgetown	16	98	272	.360
2000-01	Rutgers	16	98	245	.400
	Providence	16	132	330	.400
	Connecticut	16	89	224	.397
1999-00	Villanova	18	152	392	.388
1998-99	Rutgers	18	124	338	.367
1997-98	Rutgers	18	112	298	.376
1996-97	Boston College	18	131	333	.393
1995-96	Connecticut	18	142	345	.412
1994-95	Villanova	18	126	307	.410
1993-94	Boston College	18	101	239	.423
1992-93	Boston College	18	120	290	.414
1991-92	Boston College	16	101	235	.430
1990-91	Pittsburgh	16	76	190	.400
1989-90	Georgetown	16	92	217	.424
1988-89	Pittsburgh	16	87	185	.470
1987-88	Boston College	16	129	315	.410
1986-87	Providence	16	129	315	.410

## TEAM FREE THROW PERCENTAGE

		GP	FTM	FTA	PCT.
2022-23	Villanova	20	270	328	.823
2021-22	Villanova	20	319	377	.846
2020-21	Villanova	15	211	269	.784
2019-20	Georgetown	18	270	345	.783
2018-19	Marquette	18	263	342	.769
2017-18	Marquette	18	228	284	.803
2016-17	Villanova	18	270	338	.799
2015-16	Villanova	18	306	381	.803
2014-15	Xavier	18	292	390	.749
2013-14	Providence	18	337	441	.764
2012-13	Connecticut	18	271	364	.745
2011-12	Villanova	18	315	419	.752
2010-11	USF	18	248	334	.743
2009-10	Marquette	18	256	337	.760
2008-09	West Virginia	18	231	311	.743
2007-08	Connecticut	18	344	457	.753
2006-07	Villanova	16	263	342	.769
2005-06	Villanova	16	262	343	.764
2004-05	West Virginia	16	215	274	.785
2003-04	Villanova	16	231	301	.767
2002-03	Providence	16	274	347	.790
2001-02	Miami	16	275	336	.818
2000-01	Providence	16	281	379	.741
1999-00	Miami	16	236	314	.752
1998-99	Villanova	18	275	370	.743
1997-98	Syracuse	18	326	458	.712
1996-97	Boston College	18	294	414	.710
1995-96	Connecticut	18	274	365	.751
1994-95	Connecticut	18	276	361	.765
1993-94	Connecticut	18	325	445	.730
1992-93	Seton Hall	18	408	535	.763
1991-92	Villanova	18	408	532	.767
1990-91	Seton Hall	16	307	405	.758
1989-90	Seton Hall	16	268	360	.744
1988-89	Seton Hall	16	365	477	.776
1987-88	Boston College	16	229	303	.756
1986-87	Providence	16	298	376	.793
1985-86	St. John's	16	276	366	.754
1984-85	Connecticut	16	220	288	.764
1983-84	Boston College	16	313	413	.758
1982-83	St. John's	16	368	465	.791
1981-82	St. John's	14	293	379	.773
1980-81	Connecticut	14	234	294	.796
1979-80	Boston College	6	116	159	.730

# Annual Leaders

## TEAM ASSISTS

		GP	AST.	AVG.
2022-23	Xavier	20	392	19.6
2021-22	St. John's	19	350	18.4
2020-21	Xavier	13	210	16.2
2019-20	Creighton	18	291	16.2
2018-19	Georgetown	18	302	16.8
2017-18	Villanova	18	303	16.8
2016-17	Creighton	18	303	16.8
2015-16	Xavier	18	301	16.7
2014-15	Xavier	18	290	16.1
2013-14	Creighton	18	312	17.3
2012-13	Notre Dame	18	288	16.0
2011-12	Marquette	18	302	16.8
2010-11	Louisville	18	301	16.70
2009-10	Syracuse	18	310	17.22
2008-09	Pittsburgh	18	325	18.06
2007-08	Notre Dame	18	330	18.33
2006-07	Pittsburgh	16	263	16.44
2005-06	West Virginia	16	282	17.63
2004-05	Connecticut	16	282	17.62
2003-04	Boston College	16	278	17.38
2002-03	Boston College	16	278	17.38
2001-02	Notre Dame	16	300	18.75
2000-01	Georgetown	16	265	16.56
1999-00	Syracuse	16	274	17.12
1998-99	St. John's	18	302	16.78
1997-98	Villanova	18	296	16.4
1996-97	Providence	18	305	16.9
1995-96	Syracuse	18	340	18.9
1994-95	Connecticut	18	338	18.8
1993-94	Connecticut	18	311	17.3
1992-93	St. John's	18	289	16.1
1991-92	St. John's	18	265	14.7
1990-91	Pittsburgh	16	254	15.9
1989-90	Providence	16	277	17.3
1988-89	Syracuse	16	285	17.8
1987-88	Syracuse	16	309	19.3
1986-87	Syracuse	16	278	17.4
1985-86	Syracuse	16	325	20.3
1984-85	St. John's	16	282	17.6
1983-84	Syracuse	16	312	19.5
1982-83	Syracuse	16	304	19.0
1981-82	Villanova	14	199	14.2
1980-81	Connecticut	14	212	15.1
1979-80	Syracuse	6	110	18.3

## TEAM STEALS

		GP	STLS.	AVG.
2022-23	Marquette	20	202	10.1
2021-22	St. John's	19	158	8.3
2020-21	St. John's	19	151	7.9
2019-20	St. John's	18	175	9.7
2018-19	St. John's	18	153	8.5
2017-18	St. John's	18	153	8.5
2016-17	Villanova	18	136	7.6
2015-16	Marquette	18	135	7.5
2014-15	Georgetown	18	130	7.2
2013-14	St. John's	18	126	7.0
2012-13	Louisville	18	181	10.1
2011-12	Louisville	18	162	9.0
2010-11	Louisville	18	157	8.7
2009-10	Providence	18	144	8.00
2008-09	Louisville	18	155	8.61
2007-08	Marquette	18	164	9.11
2006-07	Seton Hall	16	142	8.88
2005-06	Syracuse	16	131	8.19
2004-05	Villanova	16	141	8.81
2003-04	Virginia Tech	16	161	10.06
2002-03	St. John's	16	150	9.38
2001-02	Syracuse	16	179	11.19
2000-01	Boston College	16	168	10.50
1999-00	St. John's	16	182	11.38
1998-99	Providence	18	192	10.67
1997-98	West Virginia	18	194	10.8
1996-97	West Virginia	18	184	10.2
1995-96	Georgetown	18	201	11.2
1994-95	Georgetown	18	188	10.4
1993-94	St. John's	18	159	8.8

1992-93	St. John's	18	161	8.9
1991-92	St. John's	18	160	8.9
1990-91	Syracuse	16	160	10.0
1989-90	Connecticut	16	198	12.4
1988-89	Providence	16	152	9.5
1987-88	Providence	16	155	9.7
1986-87	Providence	16	134	8.4
1985-86	Providence	16	167	10.4
1984-85	Georgetown	16	128	8.0
1983-84	Georgetown	16	161	10.1
1982-83	Georgetown	16	151	9.4
1981-82	Georgetown	14	135	9.6
1980-81	Georgetown	14	121	8.6
1979-80	St. John's	6	65	10.8

## TEAM BLOCKED SHOTS

		GP	BLKS	AVG.
2022-23	DePaul	20	97	4.85
2021-22	Connecticut	19	120	6.32
2020-21	Connecticut	17	86	5.05
2019-20	Seton Hall	18	102	5.68
2018-19	Marquette	18	73	4.05
2017-18	St. John's	18	83	4.61
2016-17	St. John's	18	96	5.33
2015-16	St. John's	18	92	5.11
2014-15	St. John's	18	117	6.50
2013-14	St. John's	18	112	6.22
2012-13	St. John's	18	114	6.33
2011-12	Syracuse	18	134	7.44
2010-11	Syracuse	18	123	6.83
2009-10	Connecticut	18	120	6.67
2008-09	Connecticut	18	147	8.17
2007-08	Connecticut	18	165	9.17
2006-07	Connecticut	16	123	7.69
2005-06	Connecticut	16	159	9.94
2004-05	Connecticut	16	128	8.00
2003-04	Connecticut	16	135	8.44
2002-03	Connecticut	16	125	7.81
2001-02	Rutgers	16	119	7.44
2000-01	Seton Hall	16	104	6.50
1999-00	Georgetown	16	111	6.94
1998-99	Syracuse	18	122	6.78
1997-98	Pittsburgh	18	98	5.4
1996-97	Villanova	18	123	6.8
1995-96	Connecticut	18	106	5.9
1994-95	Villanova	18	96	5.3
1993-94	Villanova	18	101	5.6
1992-93	Syracuse	18	113	6.3
1991-92	Georgetown	18	112	6.2
1990-91	Georgetown	16	115	7.2
1989-90	Georgetown	16	123	7.7
1988-89	Georgetown	16	137	8.6
1987-88	Syracuse	16	77	4.8
1986-87	Syracuse	16	84	5.3
1985-86	Syracuse	16	91	5.7
1984-85	Georgetown	16	101	6.3
1983-84	Georgetown	16	86	5.4
1982-83	Georgetown	16	78	4.9
1981-82	Georgetown	14	69	4.9
1980-81	Syracuse	14	58	4.1
1979-80	Syracuse	6	31	5.2

## TEAM FIELD GOAL PCT. DEFENSE

		GP	OPP FG%
2022-23	Creighton	20	.409
2021-22	Creighton	19	.402
2020-21	Creighton	20	.414
2019-20	Seton Hall	18	.409
2018-19	Marquette	18	.417
2017-18	St. John's	18	.446
2016-17	Villanova	18	.415
2015-16	Seton Hall	18	.401
2014-15	Georgetown	18	.401
2013-14	St. John's	18	.419
2012-13	Georgetown	18	.378
2011-12	USF	18	.382
2010-11	Pittsburgh	18	.387
2009-10	Connecticut	18	.404

2008-09	Connecticut	18	.376
2007-08	Georgetown	18	.372
2006-07	Georgetown	16	.391
2005-06	Connecticut	16	.372
2004-05	Connecticut	16	.380
2003-04	Connecticut	16	.372
2002-03	Connecticut	16	.378
2001-02	Connecticut	16	.367
2000-01	Notre Dame	16	.397
1999-00	Miami	16	.377
1998-99	Miami	18	.390
1997-98	Connecticut	18	.387
1996-97	Connecticut	18	.382
1995-96	Connecticut	18	.405
1994-95	Syracuse	18	.415
1993-94	Connecticut	18	.403
1992-93	Georgetown	18	.421
1991-92	Villanova	18	.396
1990-91	Georgetown	16	.360
1989-90	Georgetown	16	.393
1988-89	Georgetown	16	.394
1987-88	Connecticut	16	.453
1986-87	Syracuse	16	.410
1985-86	Syracuse	16	.432
1984-85	Georgetown	16	.418
1983-84	Georgetown	16	.414
1982-83	Villanova	16	.433
1981-82	Georgetown	14	.434
1980-81	Syracuse	14	.470
1979-80	Syracuse	6	.447

## TEAM SCORING DEFENSE

		GP	OPP PPG
2022-23	Creighton	20	67.2
2021-22	Villanova	20	64.7
2020-21	Connecticut	17	65.5
2019-20	Providence	18	66.6
2018-19	Villanova	18	67.9
2017-18	Providence	18	74.6
2016-17	Villanova	18	64.6
2015-16	Villanova	18	65.9
2014-15	Villanova	18	63.9
2013-14	Villanova	18	67.3
2012-13	Georgetown	18	56.9
2011-12	USF	18	56.9
2010-11	Pittsburgh	18	60.1
2009-10	Marquette	18	65.6
2008-09	Connecticut	18	62.1
2007-08	Georgetown	18	58.7
2006-07	Georgetown	16	57.8
2005-06	Georgetown	16	60.3
2004-05	Boston College	16	63.2
2003-04	Pittsburgh	16	59.1
2002-03	Pittsburgh	16	61.6
2001-02	Pittsburgh	16	64.9
2000-01	Connecticut	16	67.4
1999-00	Miami	16	58.2
1998-99	Connecticut	18	63.2
1997-98	Connecticut	18	65.3
1996-97	Connecticut	18	62.3
1995-96	Connecticut	18	66.9
1994-95	Villanova	18	69.5
1993-94	Georgetown	18	63.4
1992-93	Georgetown	18	64.4
1991-92	Georgetown	18	64.6
1990-91	Georgetown	16	63.3
1989-90	Georgetown	16	69.6
1988-89	Georgetown	16	66.3
1987-88	Georgetown	16	65.3
1986-87	St. John's	16	65.5
1985-86	Syracuse	16	66.3
1984-85	Georgetown	16	60.4
1983-84	Georgetown	16	62.8
1982-83	Georgetown	16	67.7
1981-82	Georgetown	14	59.4
1980-81	Georgetown	14	60.4
1979-80	Georgetown	6	65.7

# Individual Annual Leaders

## INDIVIDUAL SCORING

		GP	FG	3FG	FT	PTS.	AVG.
2022-23	Jordan Hawkins, UConn	20	105	55	81	346	17.3
2021-22	Justin Lewis, MU	19	128	40	49	345	18.2
2020-21	Julian Champagnie, SJU	19	119	50	83	371	19.5
2019-20	Markus Howard, MU	18	155	75	132	517	28.7
2018-19	Markus Howard, MU	18	136	63	113	448	24.9
2017-18	Kelan Martin, BU	18	144	58	78	424	23.6
2016-17	Josh Hart, VU	18	119	37	52	327	18.2
2015-16	Ben Bentil, PC	18	128	30	127	413	22.9
2014-15	LaDontae Henton, PC	18	116	36	94	362	20.1
2013-14	Doug McDermott, CU	18	180	50	88	498	27.7
2012-13	Bryce Cotton, PC	18	101	56	72	330	18.3
2011-12	Kevin Jones, WVU	18	129	20	64	342	19.0
2010-11	Marshon Brooks, PC	18	162	37	107	468	26.0
2009-10	Dominique Jones, USF	18	125	27	140	417	23.2
2008-09	Luke Harangody, ND	18	176	8	94	454	25.2
2007-08	Luke Harangody, ND	18	155	3	106	419	23.3
2006-07	Herbert Hill, PC	16	135	0	49	319	19.9
2005-06	Quincy Douby, RU	16	148	60	76	432	27.0
2004-05	Ryan Gomes, PC	16	136	28	71	371	23.2
2003-04	Bryant Matthews, VT	16	120	23	81	344	21.5
2002-03	Troy Bell, BU	16	124	62	134	444	27.8
2001-02	Marcus Hatten, STJ	16	115	27	100	357	22.3
2000-01	Troy Murphy, ND	16	124	14	102	364	22.8
1999-00	Troy Murphy, ND	16	114	11	108	347	21.7
1998-99	Richard Hamilton, UConn	17	123	38	92	376	22.1
1997-98	Pat Garrity, ND	18	144	25	120	433	24.1
1996-97	Victor Page, GU	18	142	49	85	418	23.2
1995-96	Allen Iverson, GU	18	147	46	117	457	25.4
1994-95	Kerry Kittles, VU	18	154	50	59	417	23.2
1993-94	Donyell Marshall, UConn	18	159	26	118	462	25.7
1992-93	Terry Dehere, SHU	18	118	49	114	399	22.2
1991-92	Chris Smith, UConn	18	129	49	91	398	22.1
1990-91	Eric Murdock, PC	16	135	36	129	435	27.2
1989-90	Mark Tillmon, GU	16	116	35	78	345	21.6
1988-89	Dana Barros, BC	16	116	54	85	371	23.2
1987-88	Dana Barros, BC	16	115	48	72	350	21.9
1986-87	Reggie Williams, GU	16	130	40	68	368	23.0
1985-86	Walter Berry, STJ	16	141	—	77	359	22.4
1984-85	Andre McCloud, SHU	16	124	—	80	328	20.5
1983-84	Chris Mullin, STJ	16	145	—	108	398	24.9
1982-83	Clyde Vaughan, Pitt	16	135	—	82	352	22.0
1981-82	Dan Callandrillo, SHU	14	142	—	100	384	27.4
1980-81	John Bagley, BC	14	103	—	99	305	21.8
1979-80	Louie Orr, SYR	6	46	—	31	123	20.5

## REBOUNDING

		GP	REB.	AVG.
2022-23	Joel Soriano, STJ	20	229	11.5
2021-22	Adama Sanogo, UC	18	174	9.7
2020-21	Zach Freemantle, XU	13	124	9.5
2019-20	Tyrique Jones, XU	18	217	12.1
2018-19	Paul Reed, DPU	18	162	9.0
2017-18	Angel Delgado, SHU	18	214	11.9
2016-17	Angel Delgado, SHU	18	253	14.1
2015-16	Henry Ellenson, MU	18	175	9.7
2014-15	Angel Delgado, SHU	18	192	10.7
2013-14	Kameron Woods, BU	18	141	8.3
2012-13	Gorgui Dieng, UL	18	195	10.8
2011-12	Kevin Jones, WVU	18	121	10.9
2010-11	Rick Jackson, SYR	18	178	9.9
2009-10	Herb Pope, SHU	18	199	11.1
2008-09	Luke Harangody, ND	18	159	12.8
2007-08	Luke Harangody, ND	18	203	11.3
2006-07	Kentrell Gransberry, USF	16	181	11.3
2005-06	Aaron Gray, PITT	16	169	10.6
2004-05	Charlie Villanueva, UConn	16	144	9.0
2003-04	Emeka Okafor, UConn	16	185	11.6
2002-03	Mike Sweetney, GU	16	182	11.4
2001-02	Ryan Humphrey, ND	16	181	11.3
2000-01	Michael Bradley, VU	16	173	10.8
1999-00	Troy Murphy, ND	16	165	10.3
1998-99	Troy Murphy, ND	15	154	10.3
1997-98	Issac Hawkins, PITT	18	174	9.7
1996-97	Ya Ya Dia, GU	18	198	11.0
1995-96	Danya Abrams, BC	18	182	10.1
1994-95	Jerome Williams, GU	18	179	9.9
1993-94	Michael Smith, PC	18	220	12.2
1992-93	Michael Smith, PC	18	211	11.7
1991-92	Michael Smith, PC	18	199	11.1
1990-91	Dikembe Mutombo, GU	16	196	12.3
1989-90	Derrick Coleman, SYR	16	191	11.9
1988-89	Derrick Coleman, SYR	16	184	11.5
1987-88	Jerome Lane, PITT	16	185	11.6
1986-87	Jerome Lane, PITT	16	224	14.0
1985-86	Harold Pressley, VU	16	174	10.9
1984-85	Patrick Ewing, GU	16	161	10.1
1983-84	Otis Thorpe, PC	16	172	10.9
1982-83	Patrick Ewing, GU	16	166	10.4
1981-82	Corny Thompson, UConn	14	128	9.1
1980-81	Dan Schayes, SYR	14	137	9.8
1979-80	Roosevelt Bouie, SYR	6	59	9.8



Markus Howard, Marquette



Tyrique Jones, Xavier



# Individual Annual Leaders



## FIELD GOAL PERCENTAGE

(minimum 3.0 made per game)		GP	FGM	FGA	PCT.
2022-23	Ryan Kalkbrenner, CU	19	110	163	.675
2021-22	Ed Crosswell, PC	17	51	73	.699
2020-21	Christian Bishop, CU	20	85	130	.654
2019-20	Romaro Gill, SHU	18	66	104	.635
2018-19	Zach Hankins, XU	18	83	128	.648
2017-18	Tyler Wideman, BU	18	59	90	.656
2016-17	Justin Patton, CU	18	108	163	.663
2015-16	Geoffrey Groselle, CU	18	61	93	.656
2014-15	Daniel Ochefu, VU	18	60	90	.667
2013-14	Doug McDermott, CU	18	180	333	.541
2012-13	Nate Lubick, GU	18	56	95	.589
2011-12	Jack Cooley, ND	18	101	163	.620
2010-11	Gary McGhee, Pitt	18	59	95	.621
2009-10	Arinze Onuaku, SYR	18	92	136	.676
2008-09	DeJuan Blair, Pitt	18	118	207	.570
2007-08	Arinze Onuaku, SYR	18	94	152	.618
2006-07	Roy Hibbert, GU	16	79	111	.712
2005-06	Aaron Gray, PITT	16	95	166	.572
2004-05	Josh Pace, SYR	16	80	132	.606
2003-04	Emeka Okafor, UConn	16	123	204	.603
2002-03	Emeka Okafor, UConn	16	106	181	.586
2001-02	Ryan Gomes, PC	16	83	157	.529
2000-01	Michael Bradley, VU	16	140	207	.676
1999-00	Etan Thomas, SYR	16	80	141	.567
1998-99	Troy Murphy, ND	15	100	199	.503
1997-98	Mario Bland, UM	18	90	145	.621
1996-97	Otis Hill, SYR	18	111	201	.552
1995-96	Otis Hill, SYR	18	93	163	.571
1994-95	John Wallace, SYR	18	116	195	.595
1993-94	Othella Harrington, GU	18	99	171	.579
1992-93	Shawnelle Scott, STJ	17	100	173	.578
1991-92	Alonzo Mourning, GU	18	108	196	.551
1990-91	Marques Bragg, PC	16	82	136	.603
1989-90	Michael Cooper, SHU	16	86	156	.551
1988-89	Stephen Thompson, SYR	16	112	184	.609
1987-88	Derrick Coleman, SYR	16	85	146	.582
1986-87	Derrick Coleman, SYR	16	80	132	.606
1985-86	Dwayne Washington, SYR	16	107	194	.552
1984-85	Patrick Ewing, GU	16	98	164	.598
1983-84	Patrick Ewing, GU	16	107	165	.648
1982-83	Otis Thorpe, PC	16	117	182	.643
1981-82	David Russell, STJ	14	81	147	.551
1980-81	Chuck Aleksinas, UConn	14	73	123	.593
1979-80	Roosevelt Bouie, SYR	6	38	56	.678

## THREE-POINT FIELD GOAL PERCENTAGE

(minimum 1.0 made per game)		GP	FGM	FGA	PCT.
2022-23	Trey Alexander, CU	20	42	96	.438
2021-22	Jared Bynum, PC	17	33	71	.465
2020-21	Greg Williams, Jr., SJU	17	20	42	.476
2019-20	Saddiq Bey, VU	18	59	122	.484
2018-19	Joey Hauser, MU	18	28	82	.452
2017-18	Sam Hauser, MU	18	51	95	.537
2016-17	Markus Howard, MU	18	55	96	.573
2015-16	Kellen Dunham, BU	18	49	99	.495
2014-15	Phil Greene IV, STJ	18	44	96	.458
2013-14	Doug McDermott, CU	18	50	108	.463
2012-13	Eric Atkins, ND	18	31	69	.449
2011-12	Hollis, Thompson, GU	18	32	72	.444
2010-11	Ashton Gibbs, Pitt	15	49	101	.485
2009-10	Austin Freeman, GU	17	41	79	.519
2008-09	Sharaud Curry, PC	18	37	82	.451
2007-08	Kyle McAlarney, ND	18	62	134	.463
2006-07	Scottie Reynolds, VU	16	43	100	.430
2005-06	Ronald Ramon, PITT	16	32	63	.508
2004-05	Chris Quinn, ND	16	43	83	.518
2003-04	Allan Ray, VU	16	50	117	.427
2002-03	Brian Chase, VT	14	28	60	.467
2001-02	Brian Chase, VT	16	38	94	.404
2000-01	Lionel Armstead, WVU	14	32	69	.464
1999-00	Albert Mouring, UConn	16	43	85	.506
1998-99	Chuck Moore, SHU	18	35	73	.479
1997-98	Donnell Williams, SHU	16	36	79	.456
1996-97	Vonteego Cummings, PITT	18	28	63	.444

1995-96	Garrick Thomas, PITT	17	33	63	.524
1994-95	Kerry Kittles, VU	18	50	111	.450
1993-94	Howard Eisley, BC	18	53	103	.515
1992-93	Jake Morton, UM	18	34	80	.425
1991-92	Arturas Karnishovas, SHU	17	26	50	.520
1990-91	Greg Woodard, VU	16	38	80	.475
1989-90	Mark Tillmon, GU	16	35	77	.455
1988-89	Jason Matthews, PITT	16	36	69	.522
1987-88	Jamie Benton, BC	16	25	50	.500
1986-87	Mark Jackson, STJ	16	38	77	.494
	Ernie Lewis, PC	16	55	114	.482

## FREE THROW PERCENTAGE

(minimum 2.5 made per game)		GP	FTM	FTA	PCT.
2022-23	Brandon Slate, VU	20	40	44	.909
2021-22	Collin Gillespie, VU	20	62	66	.939
2020-21	Jared Rhoden, SHU	19	59	65	.909
2019-20	Denzel Mahoney, CU	18	53	59	.898
2018-19	Sam Hauser, MU	18	42	43	.977
2017-18	Andrew Rowsey, MU	18	77	83	.928
2016-17	Andrew Rowsey, MU	18	58	62	.935
2015-16	Federico Mussini, STJ	18	41	47	.872
2014-15	Myles Davis, XU	18	68	77	.883
2013-14	D'Angelo Harrison, STJ	18	92	102	.902
2012-13	LaDontae Henton, PC	18	52	59	.881
2011-12	Maalik Wayns, VU	15	66	72	.917
2010-11	Ashton Gibbs, Pitt	15	43	46	.935
2009-10	Sharaud Curry, PC	18	78	89	.876
2008-09	Sharaud Curry, PC	18	55	63	.873
2007-08	Craig Austrie, UConn	18	49	54	.907
2006-07	Jonathan Wallace, GU	16	47	53	.887
2005-06	Steve Novak, MU	16	50	52	.962
2004-05	Gerry McNamara, SYR	16	53	59	.898
2003-04	Gerry McNamara, SYR	16	53	57	.930
2002-03	Gerry McNamara, SYR	16	53	55	.964
2001-02	Gary Buchanan, VU	16	57	62	.919
2000-01	Gary Buchanan, VU	16	56	60	.933
1999-00	Khalid El-Amin, UConn	16	57	61	.934
1998-99	Rimas Kaukenas, SHU	18	55	64	.859
1997-98	Richard Hamilton, UConn	18	82	93	.882
1996-97	Austin Croshere, PC	18	84	90	.933
1995-96	Geoff Billet, RU	18	48	52	.923
1994-95	Donny Marshall, UConn	17	57	66	.864
1993-94	Howard Eisley, BC	18	62	75	.827
1992-93	Bill Curley, BC	18	90	105	.857
1991-92	Sean Miller, Pitt	18	76	82	.927
1990-91	Sean Miller, Pitt	16	48	52	.923
1989-90	Jason Matthews, Pitt	16	80	88	.909
1988-89	Jason Matthews, Pitt	16	80	87	.920
1987-88	Tate George, UConn	16	45	50	.900
1986-87	Dana Barros, BC	16	51	56	.911
1985-86	Harold Jensen, VU	16	44	51	.863
1984-85	Earl Kelley, UConn	16	63	70	.900
1983-84	Chris Mullin, STJ	16	108	118	.915
1982-83	Chris Mullin, STJ	16	96	108	.889
1981-82	Dan Callandrillo, SHU	14	100	121	.826
1980-81	Dan Schayes, SYR	14	85	97	.876
1979-80	Vin Caraher, BC	6	16	17	.941

## ASSISTS

		GP	AST.	AVG.
2022-23	Tyler Kolek, MU	20	160	8.0
2021-22	Tyler Kolek, MU	19	110	5.8
2020-21	David Duke, PC	19	99	5.2
2019-20	Quincy McKnight, SHU	18	114	6.3
2018-19	James Akinjo, GU	18	108	6.0
2017-18	Kyron Cartwright, PC	18	105	5.8
2016-17	Kyron Cartwright, PC	18	112	6.2
2015-16	Maurice Watson Jr., CU	18	121	6.7
2014-15	Kris Dunn, PC	18	139	7.7
2013-14	Bryce Cotton, PC	18	109	6.1
2012-13	Vincent Council, PC	18	130	7.2
2011-12	Vincent Council, PC	17	136	8.0
2010-11	Scoop Jardine, SYR	18	109	6.1
2009-10	Tory Jackson, ND	18	101	5.6

# Individual Annual Leaders

2008-09	Levance Fields, Pitt	18	147	8.2
2007-08	Tory Jackson, ND	18	107	5.9
2006-07	Tory Jackson, ND	16	96	6.0
2005-06	Marcus Williams, UConn	16	137	8.6
2004-05	Marcus Williams, UConn	16	134	8.4
2003-04	Taliek Brown, UConn	16	108	6.8
2002-03	Chris Thomas, ND	16	108	6.8
2001-02	Chris Thomas, ND	16	130	8.1
2000-01	Omar Cook, STJ	16	135	8.44
1999-00	Vernon Jennings, UM	16	111	6.9
1998-99	Vernon Jennings, UM	18	109	6.1
1997-98	Shaheen Holloway, SHU	18	119	6.6
1996-97	God Shammgod, PC	18	123	6.8
1995-96	Lazarus Sims, SYR	18	141	7.8
1994-95	Kevin Ollie, UConn	18	107	5.9
1993-94	Abdul Abdullah, PC	18	131	7.3
1992-93	David Cain, STJ	18	133	7.4
1991-92	Sean Miller, Pitt	18	126	7.0
1990-91	Jason Buchanan, STJ	16	95	5.9
1989-90	Darelle Porter, PITT	16	121	7.6
1988-89	Sherman Douglas, SYR	16	137	8.6
1987-88	Sherman Douglas, SYR	16	141	8.8
1986-87	Sherman Douglas, SYR	16	118	7.4
1985-86	Mark Jackson, STJ	16	150	9.4
1984-85	Dwayne Washington, SYR	16	91	5.7
1983-84	Dwayne Washington, SYR	16	110	6.9
1982-83	Ricky Tucker, PC	16	101	6.3
1981-82	Stewart Granger, VU	14	79	5.6
1980-81	Stewart Granger, VU	14	81	5.8
1979-80	Eddie Moss, SYR	6	39	6.5

## STEALS

		GP	STLS.	AVG.
2022-23	Andre Curbelo, SJU	15	32	2.1
2021-22	Posh Alexander, SJU	17	36	2.1
2020-21	Posh Alexander, SJU	17	42	2.5
2019-20	Paul Reed, DPU	15	31	2.1
2018-19	Shamorie Ponds, STJ	17	44	2.6
2017-18	Justin Simon, STJ	18	46	2.6
2016-17	Shamorie Ponds, STJ	18	42	2.3
2015-16	Kris Dunn, PC	18	44	2.4
2014-15	Kris Dunn, PC	18	50	2.8
2013-14	Fuquan Edwin, SHU	18	38	2.4
2012-13	Michael Carter-Williams, SU	18	48	2.7
2011-12	Jae Crowder, MU	18	53	2.9
2010-11	Jeremy Hazell, SHU	14	34	2.4
2009-10	Mac Koshwal, DPU	14	30	2.1
2008-09	Paul Gause, SHU	18	46	2.56
2007-08	Jeff Xavier, PC	18	49	2.72
2006-07	Paul Gause, SHU	16	43	2.69
2005-06	Kyle Lowry, VU	16	39	2.44
2004-05	Gerry McNamara, SYR	16	36	2.25
2003-04	Bryant Matthews, VT	16	42	2.62
2002-03	Marcus Hatten, STJ	16	45	2.8
2001-02	John Linehan, PC	16	77	4.8
2000-01	John Linehan, PC	16	53	3.3
1999-00	Erick Barkley, STJ	16	47	3.6
1998-99	John Linehan, PC	18	60	3.3
1997-98	Kellii Taylor, Pitt	18	54	3.0
1996-97	Kellii Taylor, Pitt	18	54	3.0
1995-96	Allen Iverson, GU	18	67	3.7
1994-95	Allen Iverson, GU	18	64	3.6
1993-94	Kerry Kittles, VU	18	54	3.0
1992-93	Joey Brown, GU	17	44	2.6
1991-92	Jerome Scott, UM	18	43	2.4
1990-91	Scott Burrell, UConn	16	56	3.5
1989-90	Nadav Henefeld, UConn	16	59	3.7
1988-89	Eric Murdock, PC	16	54	3.4
1987-88	Eric Murdock, PC	16	55	3.4
1986-87	Billy Donovan, PC	16	31	1.9
	Reggie Williams, GU	16	31	1.9
1985-86	Harold Starks, PC	12	37	3.1
1984-85	Michael Adams, BC	16	41	2.6
1983-84	Michael Adams, BC	16	43	2.7
1982-83	Michael Adams, BC	16	51	3.2
1981-82	Dan Callandrillo, SHU	14	30	2.1
1980-81	Eddie Moss, SYR	14	34	2.4
1979-80	Bob Dulin, UConn	6	20	3.3

## BLOCKED SHOTS

		GP	BLKS	AVG.
2022-23	Ryan Kalkbrenner, CU	19	48	2.5
2021-22	Ike Obiagu, SHU	17	55	3.2
2020-21	Ike Obiagu, SHU	19	51	2.7
2019-20	Romaro Gill, SHU	18	61	3.4
2018-19	Theo John, MU	18	39	2.2
2017-18	Tariq Owens, STJ	18	48	2.7
2016-17	Tariq Owens, STJ	18	33	1.9
2015-16	Kassoum Yakwe, STJ	18	51	2.8
2014-15	Chris Obekpa, STJ	16	48	3.0
2013-14	Carson Desrosiers, PC	17	38	2.2
2012-13	Chris Obekpa, St. John's	18	60	3.3
2011-12	Fab Melo, SYR	15	56	3.7
2010-11	Rick Jackson, SYR	18	51	2.8
2009-10	Hamady Ndiaye, RU	18	69	3.8
2008-09	Hasheem Thabeet, UConn	18	89	4.9
2007-08	Hasheem Thabeet, UConn	18	94	5.2
2006-07	Hasheem Thabeet, UConn	16	60	3.8
2005-06	Hilton Armstrong, UConn	16	68	4.3
2004-05	Jason Fraser, VU	13	36	2.8
2003-04	Emeka Okafor, UConn	16	66	4.1
2002-03	Emeka Okafor, UConn	16	71	4.4
2001-02	Emeka Okafor, UConn	16	70	4.4
2000-01	Eddie Griffin, SHU	15	61	4.1
1999-00	Samuel Dalembert, SHU	16	63	3.9
1998-99	Etan Thomas, SYR	18	74	4.1
1997-98	Etan Thomas, SYR	18	77	4.3
1996-97	Jason Lawson, VU	18	61	3.4
1995-96	Jason Lawson, VU	17	53	3.1
1994-95	Jason Lawson, VU	18	52	2.9
1993-94	Donyell Marshall, UConn	18	56	3.1
1992-93	Conrad McRae, SYR	18	59	3.3
1991-92	Alonzo Mourning, GU	18	93	5.2
1990-91	Dikembe Mutombo, GU	16	73	4.6
1989-90	Dikembe Mutombo, GU	16	69	4.3
1988-89	Alonzo Mourning, GU	16	71	4.4
1987-88	Tom Greis, VU	16	43	2.7
1986-87	Charles Smith, PITT	16	49	3.1
1985-86	Harold Pressley, VU	16	52	3.3
1984-85	Patrick Ewing, GU	16	74	4.6
1983-84	Patrick Ewing, GU	16	65	4.1
1982-83	Patrick Ewing, GU	16	53	3.3
1981-82	Patrick Ewing, GU	14	55	3.9
1980-81	Dan Schayes, SYR	14	34	2.4
1979-80	Burnett Adams, BC	6	10	1.7




Emeka Okafor, Connecticut


# BIG EAST Coaching Records

## BIG EAST All-Time Winningest Coaches By Victories (Regular Season & Tournament)

COACH, TEAM	WON	LOST	PCT.	YEARS	TOURNAMENT (ONLY)			COACH, TEAM	WON	LOST	PCT.	YEARS	TOURNAMENT		
Jim Boeheim, Syracuse	416	221	.653	34	50	29	.633	<b>Shaheen Holloway, Seton Hall</b>	<b>10</b>	<b>11</b>	<b>.476</b>	<b>1</b>	<b>0</b>	<b>1</b>	<b>.000</b>
Jim Calhoun, Connecticut *	309	181	.631	26	35	19	.648	<b>Tony Stubblefield, DePaul</b>	<b>10</b>	<b>33</b>	<b>.303</b>	<b>2</b>	<b>1</b>	<b>2</b>	<b>.333</b>
Jay Wright, Villanova	271	132	.673	21	27	15	.643	Ricky Stokes, Virginia Tech	10	38	.208	3	0	0	-
John Thompson, Georgetown	231	123	.653	20	33	13	.717	Matt Doherty, Notre Dame	9	9	.500	1	1	1	.500
Mike Brey, Notre Dame	146	100	.593	13	10	13	.435	Seth Greenberg, Virginia Tech	8	10	.444	1	1	1	.500
John Thompson III, Georgetown	146	109	.573	13	15	12	.556	Andy Kennedy, Cincinnati	8	9	.471	1	0	1	.000
Lou Carnesecca, St. John's	139	80	.635	13	12	11	.522	<b>Thad Matta, Butler</b>	<b>6</b>	<b>15</b>	<b>.286</b>	<b>1</b>	<b>0</b>	<b>1</b>	<b>.000</b>
<b>Ed Cooley, Providence</b>	<b>129</b>	<b>109</b>	<b>.542</b>	<b>12</b>	<b>10</b>	<b>10</b>	<b>.500</b>	Mike Dunlap, St. John's *	6	13	.316	1	0	1	.000
Jamie Dixon, Pittsburgh	127	66	.658	10	12	9	.571	Gordon Chiesa, Providence	5	12	.294	1	0	1	.000
<b>Rick Pitino, PC/Louisville</b>	<b>126</b>	<b>67</b>	<b>.653</b>	<b>10</b>	<b>15</b>	<b>7</b>	<b>.682</b>	Bill Raftery, Seton Hall	5	17	.227	2	0	2	.000
Rollie Massimino, Villanova	123	92	.572	12	13	12	.520	Brandon Miller, Butler	4	15	.211	1	0	1	.000
<b>Greg McDermott, Creighton</b>	<b>119</b>	<b>85</b>	<b>.593</b>	<b>10</b>	<b>10</b>	<b>9</b>	<b>.526</b>	Gary Walters, Providence	4	19	.174	2	1	2	.333
Kevin Willard, Seton Hall	116	123	.485	12	13	10	.524	Robert McCullum, USF	4	28	.125	2	0	0	-
Steve Lappas, Villanova	97	79	.551	9	10	8	.556	Hoddy Mahon, Seton Hall	2	13	.133	1	0	1	.000
P.J. Carlesimo, Seton Hall	90	130	.409	12	13	10	.565	Kevin Clark, St. John's	1	15	.063	1	0	0	-
Leonard Hamilton, Miami	77	95	.448	10	5	9	.357	Tracy Webster, DePaul	1	16	.059	0	0	1	.000
Paul Evans, Pittsburgh	76	70	.521	8	4	8	.333								
Buzz Williams, Marquette	74	45	.622	6	5	6	.455								
Jim O'Brien, Boston College	74	133	.357	11	9	10	.474								
Al Skinner, Boston College	74	72	.507	8	8	7	.533								
Tim Welsh, Providence	72	101	.416	10	1	9	.100								
Chris Mack, Xavier	64	38	.627	5	7	5	.583								
Mick Cronin, Cincinnati	63	73	.463	7	6	6	.500								
Mike Jarvis, St. John's	57	36	.613	5	7	4	.636								
Steve Wojciechowski, Marquette	55	62	.470	6	4	5	.444								
Bob Huggins, West Virginia	52	30	.634	4	7	3	.700								
Rick Barnes, Providence	52	60	.464	6	5	5	.500								
Gale Catlett, West Virginia	49	78	.386	7	1	6	.143								
Craig Esherrick, Georgetown	46	59	.438	6	5	6	.455								
Ben Howland, Pittsburgh	43	29	.597	4	8	3	.727								
LaVall Jordan, Butler	43	58	.426	5	3	4	.429								
Steve Lavin, St. John's*	41	37	.532	4	1	4	.200								
John Beilein, West Virginia	41	45	.477	5	4	5	.444								
<b>Dan Hurley, Connecticut</b>	<b>40</b>	<b>22</b>	<b>.645</b>	<b>3</b>	<b>3</b>	<b>3</b>	<b>.500</b>								
Louis Orr, Seton Hall	39	46	.459	5	1	5	.167								
Pete Gillen, Providence	38	43	.469	4	5	4	.556								
Dom Perno, Connecticut	38	68	.358	7	1	7	.125								
Stan Heath, USF	37	79	.319	6	3	5	.375								
Tommy Amaker, Seton Hall	35	39	.473	4	4	4	.500								
Mike Anderson, St. John's	35	49	.417	4	3	3	.500								
Tom Crean, Marquette	34	22	.607	3	3	3	.500								
Chris Holtmann, Butler	34	23	.596	3	0	3	.000								
Norm Roberts, St. John's	34	73	.318	5	2	3	.400								
Ralph Willard, Pittsburgh	33	64	.340	5	2	5	.286								
Gary Williams, Boston College	33	37	.471	4	3	5	.375								
Travis Stee, Xavier	32	41	.438	4	1	4	.200								
<b>Shaka Smart, Marquette</b>	<b>31</b>	<b>12</b>	<b>.721</b>	<b>1</b>	<b>3</b>	<b>1</b>	<b>.750</b>								
Patrick Ewing, Georgetown	31	91	.254	6	4	6	.400								
Brian Mahoney, St. John's	31	47	.397	4	2	4	.333								
Bobby Gonzalez, Seton Hall	29	46	.387	4	2	3	.400								
Gary Waters, Rutgers	29	55	.345	5	2	4	.333								
Kevin Bannon, Rutgers	27	46	.370	4	3	3	.500								
Perry Clark, Miami	27	41	.397	4	1	3	.250								
John MacLeod, Notre Dame	27	49	.355	4	0	4	.000								
Roy Chipman, Pittsburgh	26	42	.382	4	0	4	.000								
Dave Leitao, DePaul	23	89	.206	6	2	5	.286								
Chris Mullin, St. John's	23	56	.291	4	3	4	.427								
Fran Fraschilla, St. John's	22	17	.564	2	1	2	.333								
George Blaney, Seton Hall/UConn*	22	39	.361	3	0	3	.000								
Tom Davis, Boston College	21	17	.553	3	1	3	.250								
Jerry Wainwright, DePaul	21	53	.284	5	1	2	.333								
Keno Davis, Providence	19	39	.328	3	1	3	.250								
Mike Rice, Rutgers	18	41	.305	3	2	3	.400								
<b>Sean Miller, Xavier</b>	<b>17</b>	<b>6</b>	<b>.739</b>	<b>1</b>	<b>2</b>	<b>1</b>	<b>.667</b>								
Oliver Purnell, DePaul	16	80	.167	5	1	5	.167								
Joe Mullaney, Providence	16	52	.235	4	2	4	.333								
Fred Hill, Rutgers	13	59	.181	4	0	2	.000								
<b>Kyle Neptune, Villanova</b>	<b>11</b>	<b>11</b>	<b>.500</b>	<b>1</b>	<b>1</b>	<b>1</b>	<b>.500</b>								
Bob Wenzel, Rutgers	11	27	.289	2	0	2	.000								



John Thompson, Georgetown



Lou Carnesecca, St. John's

Active coaches in **bold**. Overall records include BIG EAST Tournament games\*

\* George Blaney coached three BIG EAST games in 2011-12 for Connecticut in place of Jim Calhoun. Mike Dunlap coached St. John's during the BIG EAST portion of the 2011-12 season in place of Steve Lavin.

# Championship Results

## 2023 (MADISON SQUARE GARDEN)

**First Round:** No.8 St. John's 76, No.9 Butler 63; No.10 DePaul 66, No.7 Seton Hall 65; No.6 Villanova 80, No.11 Georgetown 48.  
**Quarterfinals:** No.1 Marquette 72, No.8 St. John's 70; No.4 Connecticut 73, No.5 Providence 66; No.2 Xavier 89, No.10 DePaul 84; No.3 Creighton 87, No.6 Villanova 74.  
**Semifinals:** No.1 Marquette 70, No.4 Connecticut 68; No.2 Xavier 82, No.3 Creighton 60.  
**Final:** No.1 Marquette 65, No.2 Xavier 51.  
**All-Tournament Team:** Kam Jones (Marquette), David Joplin (Marquette), Kolby Jones (Xavier), Adama Sanogo (UConn), Ryan Kalkbrenner (Creighton)  
**Dave Gavitt Trophy:** Tylre Kolek (Marquette)

## 2022 (MADISON SQUARE GARDEN)

**First Round:** No.9 Butler 89, No.8 Xavier 82 (OT); No.7 St. John's 92, No.10 DePaul 73; No.6 Seton Hall 57, No.11 Georgetown 53.  
**Quarterfinals:** No.1 Providence 65, No.9 Butler 61; No.4 Creighton 74, No.5 Marquette 63; No.2 Villanova 66, No.7 St. John's 65; No.3 Connecticut 62, No.6 Seton Hall 52.  
**Semifinals:** No.4 Creighton 85, No.1 Providence 58; No.2 Villanova 63, No.3 Connecticut 60.  
**Final:** No.2 Villanova 54, No.4 Creighton 48  
**All-Tournament Team:** Justin Moore (Villanova), Ryan Kalkbrenner (Creighton), Arthur Kaluma (Creighton), Tyrese Martin (UConn), Al Durham (Providence)  
**Dave Gavitt Trophy:** Collin Gillespie (Villanova)

## 2021 (MADISON SQUARE GARDEN)

**First round:** No. 8 Georgetown 68, No. 9 Marquette 49; No. 10 Butler 70, No. 7 Xavier 69 ot; No. 11 DePaul 70, #6 Providence 62.  
**Quarterfinals:** No. 8 Georgetown 72, No. 1 Villanova 71, No. 5 Seton Hall 77, No. 4 St. John's 69 OT; No. 2 Creighton 87, No. 10 Butler 56; No. 3 Connecticut 94, No. 11 DePaul 60.  
**Semifinals:** No. 8 Georgetown 66, No. 5 Seton Hall 58; No. 2 Creighton 59, No. 3 Connecticut 56.  
**Final:** No. 8 Georgetown 73, No. 2 Creighton 48  
**All-Tournament Team:** Jahvon Blair (Georgetown), Qudus Wahab (Georgetown), Marcus Zegarowski (Creighton), Adama Sanogo (UConn), Jared Rhoden (Seton Hall).  
**Dave Gavitt Trophy:** Dante Harris (Georgetown)

## 2020 (MADISON SQUARE GARDEN)

**First round:** No. 9 St. John's 75, No. 8 Georgetown 62. No. 10 DePaul 71, No. 7 Xavier 67.  
All subsequent rounds canceled.

## 2019 (MADISON SQUARE GARDEN)

**First round:** No. 8 Providence 80, No. 9 Butler 57; No. 7 St. John's 82, No. 10 DePaul 74.  
**Quarterfinals:** No. 1 Villanova 73, No. 8 Providence 62; No. 4 Xavier 63, No. 5 Creighton 61; No. 2 Marquette 86, No. 7 St. John's 54; No. 3 Seton Hall 73, No. 6 Georgetown 57.  
**Semifinals:** No. 1 Villanova 71, No. 4 Xavier 67 (ot); No. 3 Seton Hall 81, No. 2 Marquette 79.  
**Final:** Villanova 74, Seton Hall 72.  
**All-Tournament Team:** Eric Paschall (Villanova), Myles Powell (Seton Hall), Quincy McKnight (Seton Hall), Markus Howard (Marquette), Paul Scruggs (Xavier).  
**Dave Gavitt Trophy:** Phil Booth (Villanova)

## 2018 (MADISON SQUARE GARDEN)

**First round:** No. 9 St. John's 88, No. 8 Georgetown 77; No. 7 Marquette 72, No. 10 DePaul 69.  
**Quarterfinals:** No. 1 Xavier 88, No. 9 St. John's 60; No. 5 Providence 72, No. 4 Creighton 68 (ot), No. 2 Villanova 94, No. 7 Marquette 70; No. 6 Butler 75, No. 3 Seton Hall 74.  
**Semifinals:** No. 2 Villanova 87, No. 6 Butler 68; No. 5 Providence 75, No. 1 Xavier 72 (ot)  
**Final:** No. 2 Villanova 76, No. 5 Providence 66 (ot)  
**All-Tournament Team:** Jalen Brunson (Villanova), Kyron Cartwright (Providence), Alpha Diallo (Providence), Trevon Blueitt (Xavier), Kamar Baldwin (Butler).  
**Dave Gavitt Trophy:** Mikal Bridges (Villanova)

## 2017 (MADISON SQUARE GARDEN)

**First round:** No. 8 St. John's 74, No. 9 Georgetown 73; No. 7 Xavier 75, No. 10 DePaul 64.  
**Quarterfinals:** No. 1 Villanova 108, No. 8 St. John's 67; No. 5 Seton Hall 82, No. 4 Marquette 76; No. 7 Xavier 62, No. 2 Butler 57; No. 6 Creighton 70, No. 3 Providence 58.  
**Semifinals:** No. 1 Villanova 55, No. 5 Seton Hall 53; No. 6 Creighton 75, No. 7 Xavier 72  
**Final:** No. 1 Villanova 74, No. 6 Creighton 60.  
**All-Tournament Team:** Jalen Brunson (Villanova), Kris Jenkins (Villanova), Marcus Foster, (Creighton), Angel Delgado (Seton Hall), Trevon Blueitt (Xavier).  
**Dave Gavitt Trophy:** Josh Hart (Villanova)

## 2016 (MADISON SQUARE GARDEN)

**First round:** No. 8 Georgetown 70, No. 9 DePaul 53; No. 7 Marquette 101, No. 10 St. John's 93.  
**Quarterfinals:** No. 1 Villanova 81, No. 8 Georgetown 67; No. 4 Providence 74, No. 5 Butler 60; No. 2 Xavier 80, No. 7 Marquette 72. No. 3 Seton Hall 81, No. 6 Creighton 73.  
**Semifinals:** No. 1 Villanova 76, No. 4 Providence 68; No. 3 Seton Hall 87, No. 2 Xavier 83.  
**Final:** No. 3 Seton Hall 69, No. 1 Villanova 67  
**All-Tournament Team:** Khadeen Carrington, (Seton Hall), Ismael Sanogo (Seton Hall), Josh Hart & Kris Jenkins (Villanova), Trevon Blueitt (Xavier).  
**Dave Gavitt Trophy:** Isaiah Whitehead (Seton Hall)

## 2015 (MADISON SQUARE GARDEN)

**First round:** No. 10 Creighton 78, No. 7 DePaul 63; No. 9 Marquette 78, No. 8 Seton Hall 56.  
**Quarterfinals:** No. 1 Villanova 84, No. 9 Marquette 49; No. 4 Providence 74, No. 5 St. John's 57; No. 2 Georgetown 60, No. 10 Creighton 55; No. 6 Xavier 67, No. 3 Butler 61 (ot).  
**Semifinals:** No. 1 Villanova 63, No. 4 Providence 61; No. 6 Xavier 65, No. 2 Georgetown 63.  
**Final:** No. 1 Villanova 69, No. 6 Xavier 52.  
**All-Tournament Team:** D'Vauntes Smith-Rivera (Georgetown), Kris Dunn (Providence), Dylan Ennis (Villanova), Darrun Hilliard (Villanova), Jalen Reynolds, (Xavier).  
**Dave Gavitt Trophy:** Josh Hart (Villanova)

## 2014 (MADISON SQUARE GARDEN)

**First round:** No. 10 DePaul 60, No. 7 Georgetown 56; No. 8 Seton Hall 51, No. 9 Butler 50  
**Quarterfinals:** No. 8 Seton Hall 64, No. 1 Villanova 63; No. 4 Providence 79, No. 5 St. John's 74; No. 2 Creighton 84, No. 10 DePaul 62. No. 3 Xavier 68, No. 6 Marquette 65.  
**Semifinals:** No. 4. Providence 80, No. 8 Seton Hall 74; No. 2 Creighton 86, No. 3 Xavier 78.  
**Final:** No. 4 Providence 65, No. 2 Creighton 58.  
**All-Tournament Team:** Doug McDermott (Creighton), Austin Chatman (Creighton), LaDontae Henton (Providence), Eugene Teague (Seton Hall), Semaj Christon (Xavier).  
**Dave Gavitt Trophy:** Bryce Cotton (Providence)

## 2013 (MADISON SQUARE GARDEN)

**First round:** No. 12 Seton Hall 46, No. 13 USF 42 (ot); No. 11 Rutgers 76, No. 14 DePaul 57  
**Second Round:** No. 9 Cincinnati 61, No. 8 Providence 44; No. 5 Syracuse 75, No. 12 Seton Hall 63; No. 7 Villanova 66, No. 10 St. John's 53; No. 6 Notre Dame 69, No. 11 Rutgers 61  
**Quarterfinals:** No. 1 Georgetown 62, No. 9 Cincinnati 43; No. 5 Syracuse 62, No. 4 Pittsburgh 59; No. 2 Louisville 74, No. 7 Villanova 55; No. 6 Notre Dame 73, No. 3 Marquette 65  
**Semifinals:** No. 5 Syracuse 58, No. 1 Georgetown 55 (ot) No. 2 Louisville 69, No. 6 Notre Dame 57  
**Final:** No. 2 Louisville 78, No. 5 Syracuse 61  
**All-Tournament Team:** Russ Smith (Louisville), James Southerland (Syracuse), Brandon Triche (Syracuse), Markel Starks (Georgetown), Pat Connaughton (Notre Dame).  
**Dave Gavitt Trophy:** Peyton Siva (Louisville)

## 2012 (MADISON SQUARE GARDEN)

**First round:** No. 9 Connecticut 81, No. 16 DePaul 67; No. 13 Pittsburgh 73, No. 12 St. John's 59; No. 10 Seton Hall 79, No. 15 Providence 47; No. 14 Villanova 70, No. 11 Rutgers 49.  
**Second round:** No. 9 Connecticut 71, No. 8 West Virginia 67 (ot); No. 5 Georgetown 64, No. 13 Pittsburgh 52; No. 7 Louisville 61, No. 10 Seton Hall 55; No. 6 USF 56, No. 14 Villanova 47.  
**Quarterfinals:** No. 1 Syracuse 58, No. 9 Connecticut 55; No. 4 Cincinnati 72, No. 5 Georgetown 70 (2ot); No. 7 Louisville 84, No. 2 Marquette 71; No. 3 Notre Dame 57, No. 6 USF 53.  
**Semifinals:** No. 4 Cincinnati 71, No. 1 Syracuse 68; No. 7 Louisville 64, No. 3 Notre Dame 50.  
**Final:** No. 7 Louisville 50, No. 4 Cincinnati 44.  
**All-Tournament Team:** Yancy Gates (Cincinnati), Cashmere Wright (Cincinnati), Gorgui Deng (Louisville), Kyle Kuric (Louisville), Dion Waiters (Syracuse).  
**Dave Gavitt Trophy:** Peyton Siva (Louisville)

# Championship Results

## 2011 (MADISON SQUARE GARDEN)

**First round:** No. 9 Connecticut 97, No. 16 DePaul 71; No. 13 Rutgers 76, No. 12 Seton Hall 70 (ot); No. 15 USF 70, No. 10 Villanova 69; No. 11 Marquette 87, No. 14 Providence 66

**Second round:** No. 9 Connecticut 79, No. 8 Georgetown 62; No. 5 St. John's 65, No. 13 Rutgers 63; No. 7 Cincinnati 87, No. 15 USF 61; No. 11 Marquette 67, No. 6 West Virginia 61.

**Quarterfinals:** No. 9 Connecticut 76, No. 1 Pittsburh 74; No. 4 Syracuse 79, No. 5 St. John's 73; No. 2 Notre Dame 89, No. 7 Cincinnati 51; No. 3 Louisville 81, No. 11 Marquette 56.

**Semifinals:** No. 9 Connecticut 76, No. 4 Syracuse 71 (ot); No. 3 Louisville 83, No. 2 Notre Dame 77 (ot).

**Final:** No. 9 Connecticut 69, No. 3 Louisville 66.

**All-Tournament Team:** Jeremy Lamb (Connecticut), Preston Knowles (Louisville), Peyton Siva (Louisville), Scott Martin (Notre Dame), Rick Jackson (Syracuse).

**Dave Gavitt Trophy:** Kemba Walker (Connecticut)

## 2010 (MADISON SQUARE GARDEN)

**First round:** No. 9 USF 58, No. 16 DePaul 49; No. 13 St. John's 73, No. 12 Connecticut 51; No. 10 Seton Hall 109, No. 15 Providence 106; No. 11 Cincinnati 69, No. 14 Rutgers 68.

**Second round:** No. 8 Georgetown 69, No. 9 USF 49; No. 5 Marquette 57, No. 13 St. John's 55; No. 7 Notre Dame 68, No. 10 Seton Hall 56; No. 11 Cincinnati 69, No. 6 Louisville 66.

**Quarterfinals:** No. 8 Georgetown 91, No. 1 Syracuse 84; No. 5 Marquette 80, No. 4 Villanova 76;

No. 7 Notre Dame 50, No. 2 Pittsburh 45; No. 3 West Virginia 54, No. 11 Cincinnati 51.

**Semifinals:** No. 8 Georgetown 80, No. 5 Marquette 57; No. 3 West Virginia 53, No. 7 Notre Dame 51.

**Final:** No. 3 West Virginia 60, No. 8 Georgetown 58.

**All-Tournament Team:** Greg Monroe (Georgetown), Chris Wright (Georgetown), Lazar Hayward (Marquette), Tory Jackson (Notre Dame), Kevin Jones (West Virginia).

**Dave Gavitt Trophy:** Da'Sean Butler (West Virginia)

## 2009 (MADISON SQUARE GARDEN)

**First round:** No. 16 DePaul 67, No. 9 Cincinnati 57; No. 13 St. John's 64, No. 12 Georgetown 59; No. 10 Notre Dame 61, No. 15 Rutgers 50; No. 11 Seton Hall 68, No. 14 USF 54.

**Second round:** No. 8 Providence 83, No. 16 DePaul 74; No. 5 Marquette 74, No. 13 St. John's 45;

No. 7 West Virginia 74, No. 10 Notre Dame 62; No. 6 Syracuse 89, No. 11 Seton Hall 74.

**Quarterfinals:** No. 1 Louisville 73, No. 8 Providence 55; No. 4 Villanova 76, No. 5 Marquette 75;

No. 7 West Virginia 74, No. 2 Pittsburh 60; No. 6 Syracuse 127, No. 3 Connecticut 117 (6ot).

**Semifinals:** No. 1 Louisville 69, No. 4 Villanova 55; No. 6 Syracuse 74, No. 7 West Virginia 69 (ot).

**Final:** No. 1 Louisville 76, No. 6 Syracuse 66.

**All-Tournament Team:** A.J. Price (Connecticut), Earl Clark (Louisville), Terrence Williams (Louisville), Eric Devendorf (Syracuse), Devin Ebanks (West Virginia).

**Dave Gavitt Trophy:** Jonny Flynn (Syracuse)

## 2008 (MADISON SQUARE GARDEN)

**First round:** No. 8 Villanova 82, No. 9 Syracuse 63; No. 5 West Virginia 58, No. 12 Providence 53; No. 7 Pittsburh 70, No. 10 Cincinnati 64; No. 6 Marquette 67, No. 11 Seton Hall 54.

**Quarterfinals:** No. 1 Georgetown 82, No. 8 Villanova 63; No. 5 West Virginia 78, No. 4 Connecticut 72;

No. 7 Pittsburh 76, No. 2 Louisville 69 (ot); No. 6 Marquette 89, No. 3 Notre Dame 79.

**Semifinals:** No. 1 Georgetown 72, No. 5 West Virginia 55; No. 7 Pittsburh 68, No. 6 Marquette 61.

**Final:** No. 7 Pittsburh 74, No. 1 Georgetown 65.

**All-Tournament Team:** Roy Hibbert (Georgetown), Jessie Sapp (Georgetown), Jerel McNeal (Marquette), Levance Fields (Pittsburgh), Joe Alexander (West Virginia).

**Dave Gavitt Trophy:** Sam Young (Pittsburgh)

## 2007 (MADISON SQUARE GARDEN)

**First round:** No. 9 Villanova 75, No. 8 DePaul 67; No. 5 Syracuse 78, No. 12 Connecticut 65; No. 7 West Virginia 92, No. 10 Providence 79; No. 6 Marquette 76, No. 11 St. John's 67.

**Quarterfinals:** No. 1 Georgetown 62, No. 9 Villanova 57; No. 4 Notre Dame 89, No. 5 Syracuse 83;

No. 2 Louisville 82, No. 7 West Virginia 71 (2ot); No. 3 Pittsburh 89, No. 6 Marquette 79.

**Semifinals:** No. 1 Georgetown 84, No. 4 Notre Dame 82; No. 3 Pittsburh 65, No. 2 Louisville 59.

**Final:** No. 1 Georgetown 65, No. 3 Pittsburh 42.

**All-Tournament Team:** Roy Hibbert (Georgetown), DaJuan Summers (Georgetown), Terrence Williams (Louisville), Russell Carter (Notre Dame), Antonio Graves (Pittsburgh).

**Dave Gavitt Trophy:** Jeff Green (Georgetown)

## 2006 (MADISON SQUARE GARDEN)

**First round:** No. 9 Syracuse 74, No. 8 Cincinnati 73; No. 5 Georgetown 67, No. 12 Notre Dame 63; No. 10 Rutgers 61, No. 7 Seton Hall 48; No. 6 Pittsburh 61, No. 11 Louisville 56.

**Quarterfinals:** No. 9 Syracuse 86, No. 1 Connecticut 84 (ot); No. 5 Georgetown 62, No. 4 Marquette 59; No. 2 Villanova 87, No. 10 Rutgers 55;

No. 6 Pittsburh 68, No. 3 West Virginia 57.

**Semifinals:** No. 9 Syracuse 58, No. 5 Georgetown 57; No. 6 Pittsburh 68, No. 2 Villanova 54.

**Final:** No. 9 Syracuse 65, No. 6 Pittsburh 61

**All-Tournament Team:** Aaron Gray (Pittsburgh), Carl Krauser (Pittsburgh), Demetris Nichols (Syracuse), Darryl Watkins (Syracuse), Randy Foye (Villanova).

**Dave Gavitt Trophy:** Gerry McNamara (Syracuse)

## 2005 (MADISON SQUARE GARDEN)

**First round:** No. 8 West Virginia 82, No. 9 Providence 59; No. 7 Georgetown 56, No. 10 Seton Hall 51; No. 11 Rutgers 72, No. 6 Notre Dame 65.

**Quarterfinals:** No. 8 West Virginia 78, No. 1 Boston College 72; No. 4 Villanova 67, No. 5 Pittsburh 58; No. 2 Connecticut 66, No. 7 Georgetown 62;

No. 3 Syracuse 81, No. 11 Rutgers 57.

**Semifinals:** No. 8 West Virginia 78, No. 4 Villanova 76; No. 3 Syracuse 67, No. 2 Connecticut 63.

**Final:** No. 3 Syracuse 68, No. 8 West Virginia 59.

**All-Tournament Team:** Gerry McNamara (Syracuse), Josh Pace (Syracuse), Mike Gansey (West Virginia), Kevin Pittsnogle (West Virginia), Randy Foye (Villanova).

**Dave Gavitt Trophy:** Hakim Warrick (Syracuse)

## 2004 (MADISON SQUARE GARDEN)

**First round:** No. 8 Virginia Tech 61, No. 9 Rutgers 58; No. 5 Boston College 68, No. 12 Georgetown 57; No. 7 Notre Dame 65, No. 10 West Virginia 65;

No. 11 Villanova 61, No. 5 Seton Hall 60.

**Quarterfinals:** No. 1 Pittsburh 74, No. 8 Virginia Tech 61; No. 5 Boston College 57, No. 4 Syracuse 54; No. 2 Connecticut 66, No. 7 Notre Dame 58; No. 11 Villanova 69, No. 3 Providence 66.

**Semifinals:** Pittsburh 62, Boston College 53; Connecticut 84, Villanova 67.

**Final:** Connecticut 61, Pittsburh 58.

**All-Tournament Team:** Craig Smith (Boston College), Chris Taft (Pittsburgh), Carl Krauser (Pittsburgh), Jaron Brown (Pittsburgh), Talieq Brown (Connecticut).

**Dave Gavitt Trophy:** Ben Gordon (Connecticut)

## 2003 (MADISON SQUARE GARDEN)

**First round:** East No. 5 St. John's 83, West No. 4 Notre Dame 80; East No. 3 Providence 73, West No. 6 West Virginia 50; West No. 5 Georgetown 46, East No. 4 Villanova 41; West No. 3 Seton Hall 67, East No. 6 Miami 52.

**Quarterfinals:** East No. 1 Boston College 82, East No. 5 St. John's 75 (ot); West No. 2 Pittsburh 67, East No. 3 Providence 57; West No. 1 Syracuse 74, West No. 5 Georgetown 69; East No. 2 Connecticut 83, West No. 3 Seton Hall 70.

**Semifinals:** Pittsburh 61, Boston College 48; Connecticut 80, Syracuse 67.

**Final:** Pittsburh 74, Connecticut 56.

**All-Tournament Team:** Brandin Knight (Pittsburgh), Ben Gordon (Connecticut), Emeka Okafor (Connecticut), Craig Smith (Boston College), Carmelo Anthony (Syracuse).

**Dave Gavitt Trophy:** Julius Page (Pittsburgh)

## 2002 (MADISON SQUARE GARDEN)

**First round:** East No. 4 Boston College 60, West No. 5 Rutgers 55; West No. 3 Georgetown 68, East No. 6 Providence 67; East No. 5 Villanova 78, East No. 4 Syracuse 64; East No. 3 St. John's 64, West No. 6 Seton Hall 58.

**Quarterfinals:** West No. 1 Pittsburh 76, East No. 4 Boston College 62; East No. 2 Miami 84, West No. 3 Georgetown 76 (ot); East No. 1 Connecticut 72, East No. 5 Villanova 70; West No. 2 Notre Dame 83, East No. 3 St. John's 63.

**Semifinals:** Pittsburh 76, Miami 71; Connecticut 82, Notre Dame 77.

**Final:** Connecticut 74, Pittsburh 65 (2ot).

**All-Tournament Team:** Ben Gordon (Connecticut), Brandin Knight (Pittsburgh), Ontario Lett (Pittsburgh), Chris Thomas (Notre Dame), Marcus Barnes (Miami).

**Dave Gavitt Trophy:** Caron Butler (Connecticut)

## 2001 (MADISON SQUARE GARDEN)

**First round:** East No. 3 Villanova 82, West No. 4 West Virginia 71; West No. 6 Seton Hall 78, East No. 3 St. John's 66; West No. 5 Pittsburh 78, East No. 4 Miami 69; West No. 3 Syracuse 86, East No. 6 Connecticut 75.

**Quarterfinals:** East No. 1 Boston College 93, East No. 3 Villanova 79; West No. 6 Seton Hall 58, West No. 2 Georgetown 40; West No. 5 Pittsburh 66, West No. 1 Notre Dame 54; West No. 3 Syracuse 55, East No. 2 Providence 54.

**Semifinals:** Boston College 75, Seton Hall 48; Pittsburh 55, Syracuse 54 (ot).

**Final:** Boston College 79, Pittsburh 57.

**All-Tournament Team:** Eddie Griffin (Seton Hall), Preston Shumpert (Syracuse), Ricardo Greer (Pittsburgh), Xavier Singletary (Boston College), Jonathan Beerbohm (Boston College).

**Dave Gavitt Trophy:** Troy Bell (Boston College)

## 2000 (MADISON SQUARE GARDEN)

**First round:** No. 9 Georgetown 70, No. 8 West Virginia 67; No. 4 Connecticut 70, No. 13 Boston College 55; No. 5 Seton Hall 85, No. 12 Providence 65; No. 7 Notre Dame 74, No. 10 Rutgers 62; No. 6 Villanova 65, No. 11 Pittsburgh 55.

**Quarterfinals:** Georgetown 76, No. 1 Syracuse 72; Connecticut 79, Seton Hall 64; No. 2 Miami 61,

Notre Dame 58; No. 3 St. John's 75, Villanova 70.  
**Semifinals:** Connecticut 70, Georgetown 55; St. John's 58, Miami 57.

**Final:** St. John's 80, Connecticut 70.

**All-Tournament Team:** Erick Barkley (St. John's), Khalid El-Amin (Connecticut), Lavar Postell (St. John's), Albert Mouring (Connecticut), Lee Scruggs (Georgetown).

**Dave Gavitt Trophy:** Bootsy Thornton (St. John's)

## 1999 (MADISON SQUARE GARDEN)

**First round:** No. 9 Seton Hall 79, No. 8 Notre Dame 69; No. 4 Syracuse 96, No. 13 Boston College 55;

No. 5 Villanova 73, No. 12 West Virginia 61; No. 10 Georgetown 68, No. 7 Providence 66; No. 6 Rutgers 64, No. 11 Pittsburgh 51.

**Quarterfinals:** No. 1 Connecticut 57, Seton Hall 56; Syracuse 70, Villanova 62; No. 2 Miami 65, Georgetown 54; No. 3 St. John's 77, Rutgers 62.

**Semifinals:** Connecticut 71, Syracuse 50; St. John's 62, Miami 59.

**Final:** Connecticut 82, St. John's 63.

**All-Tournament Team:** Richard Hamilton (Connecticut), Khalid El-Amin (Connecticut), Erick Barkley (St. John's), Tim James (Miami), Etan Thomas (Syracuse).

**Dave Gavitt Trophy:** Kevin Freeman (Connecticut)

## 1998 (MADISON SQUARE GARDEN)

**First round:** No. 8 Providence 72, No. 9 Notre Dame 55; No. 13 Georgetown 62, No. 4 Miami 56; No. 12 Rutgers 72, No. 5 West Virginia 65; No. 7 Villanova 96, No. 10 Pittsburgh 93 (2ot); No. 11 Boston College 97, No. 6 Seton Hall 87 (ot).

**Quarterfinals:** No. 1 Connecticut 64, Providence 55; Rutgers 61, Georgetown 60; No. 2 Syracuse 69, Villanova 66; No. 3 St. John's 91, Boston College 80.

**Semifinals:** Connecticut 64, Rutgers 50; Syracuse 69, St. John's 67 (ot).

**Final:** Connecticut 69, Syracuse 64.

**All-Tournament Team:** Richard Hamilton (Connecticut), Rashamel Jones (Connecticut), Ron Artest (St. John's), Ryan Blackwell (Syracuse), Todd Burgan (Syracuse).

**Dave Gavitt Trophy:** Khalid El-Amin, (Connecticut)

## 1997 (MADISON SQUARE GARDEN)

**First round:** No. 8 Syracuse 84, No. 9 Notre Dame 66; No. 4 Providence 77, No. 13 Rutgers 56; No. 5 West Virginia 77, No. 12 Seton Hall 57; No. 7 Miami 76, No. 10 St. John's 68 (ot); No. 6 Pittsburgh 63, No. 11 Connecticut 62.

**Quarterfinals:** No. 1 Villanova 80, Syracuse 70; Providence 76, West Virginia 69; No. 2 Georgetown 63, Miami 59; No. 3 Boston College 76, Pittsburgh 68.

**Semifinals:** Villanova 73, Providence 63; Boston College 70, Georgetown 58.

**Final:** Boston College 70, Villanova 58

**All-Tournament Team:** Danya Abrams (Boston College), Duane Woodward (Boston College), Tim Thomas (Villanova), Alvin Williams (Villanova), Victor Page (Georgetown).

**Dave Gavitt Trophy:** James "Scoonie" Penn (Boston College)

## 1996 (MADISON SQUARE GARDEN)

**First round:** No. 9 Seton Hall 80, No. 8 West Virginia 78; No. 4 Syracuse 76, No. 13 Notre Dame 55;

No. 5 Boston College 70, No. 12 Pittsburgh 66; No. 7 Miami 77, No. 10 Rutgers 67; No. 6 Providence 80, No. 11 St. John's 72.

**Quarterfinals:** No. 1 Connecticut 79, Seton Hall 58; Syracuse 69, Boston College 61; No. 2 Georgetown 92, Miami 62; No. 3 Villanova 78, Providence 68.

**Semifinals:** Connecticut 85, Syracuse 67; Georgetown 84, Villanova 76.

**Final:** Connecticut 75, Georgetown 74

**All-Tournament Team:** Ray Allen (Connecticut), Allen Iverson (Georgetown), Kerry Kittles (Villanova), Travis Knight (Connecticut), John Wallace (Syracuse).

**Dave Gavitt Trophy:** Victor Page (Georgetown)

## 1995 (MADISON SQUARE GARDEN)

**First round:** No. 9 Pittsburgh 74, No. 8 St. John's 71; No. 10 Boston College 89, No. 7 Seton Hall 87 (ot).

**Quarterfinals:** No. 4 Georgetown 69, No. 5 Miami 58; No. 1 Connecticut 81, Pittsburgh 78; No. 2 Villanova 68, Boston College 64; No. 6 Providence 71, No. 3 Syracuse 69 (ot).

**Semifinals:** Villanova 90, Providence 75; Connecticut 88, Georgetown 81.

**Final:** Villanova 94, Connecticut 78

**All-Tournament Team:** Jason Lawson (Villanova),

Ray Allen (Connecticut), Austin Croshere (Providence), Allen Iverson (Georgetown), Danya Abrams (Boston College).

**Dave Gavitt Trophy:** Kerry Kittles (Villanova)

## 1994 (MADISON SQUARE GARDEN)

**First round:** No. 9 St. John's 80, No. 8 Pittsburgh 72; No. 7 Seton Hall 69, No. 10 Miami 51.

**Quarterfinals:** No. 4 Providence 77, No. 5 Villanova 66; No. 1 Connecticut 97, St. John's 77; Seton Hall 81, No. 2 Syracuse 80 (ot); No. 6 Georgetown 81, No. 3 Boston College 58.

**Semifinals:** Providence 69, Connecticut 67; Georgetown 76, Seton Hall 71 (ot).

**Final:** Providence 74, Georgetown 64.

**All-Tournament Team:** Rob Phelps (Providence), Dickey Simpkins (Providence), George Butler (Georgetown), Othella Harrington (Georgetown), Donyell Marshall (Connecticut).

**Dave Gavitt Trophy:** Michael Smith (Providence)

## 1993 (MADISON SQUARE GARDEN)

**First round:** No. 8 Georgetown 67, No. 9 Miami 40; No. 7 Boston College 74, No. 10 Villanova 70 (ot).

**Quarterfinals:** No. 5 Providence 73, No. 4 Connecticut 55; No. 1 Seton Hall 83, Georgetown 69; No. 2 St. John's 76, Boston College 56; No. 3 Syracuse 55, No. 6 Pittsburgh 50.

**Semifinals:** Seton Hall 69, Providence 60; Syracuse 84, St. John's 72.

**Final:** Seton Hall 103, Syracuse 70.

**All-Tournament Team:** Terry Dehere (Seton Hall), Jerry Walker (Seton Hall), Adrian Autry (Syracuse), Lawrence Moten (Syracuse), David Cain (St. John's), Dickey Simpkins (Providence), Arturas Karnishovas (Seton Hall).

**Dave Gavitt Trophy:** Terry Dehere (Seton Hall)

## 1992 (MADISON SQUARE GARDEN)

**First round:** No. 10 Miami 83, No. 7 Pittsburgh 71; No. 8 Boston College 78, No. 9 Providence 68.

**Quarterfinals:** No. 3 St. John's 64, No. 6 Connecticut 59 (ot); No. 2 Georgetown 77, Miami 64; No. 1 Seton Hall 62, Boston College 60; No. 5 Syracuse 55, No. 4 Villanova 52.

**Semifinals:** Syracuse 70, Seton Hall 66; Georgetown 68, St. John's 64.

**Final:** Syracuse 56, Georgetown 54.

**All-Tournament Team:** Lawrence Moten & Dave Johnson (Syracuse), Malik Sealy (St. John's), Terry Dehere (Seton Hall), Jerome Scott (Miami).

**Dave Gavitt Trophy:** Alonzo Mourning (Georgetown)

## 1991 (MADISON SQUARE GARDEN)

**First round:** No. 8 Villanova 74, No. 9 Boston College 73.

**Quarterfinals:** No. 4 Seton Hall 70, No. 5 Pittsburgh 69; No. 8 Villanova 70, No. 1 Syracuse 68;

No. 7 Providence 72, No. 2 St. John's 64; No. 6 Georgetown 68, No. 3 Connecticut 49.

**Semifinals:** Seton Hall 74, Villanova 72; Georgetown 71, Providence 55.

**Final:** Seton Hall 74, Georgetown 62.

**All-Tournament Team:** Anthony Avent (Seton Hall), Dikembe Mutombo (Georgetown), Alonzo Mourning (Georgetown), Eric Murdock (Providence), Marc Dowdell (Villanova).

**Dave Gavitt Trophy:** Oliver Taylor (Seton Hall)

## 1990 (MADISON SQUARE GARDEN)

**First round:** No. 8 Pittsburgh 88, No. 9 Boston College 70.

**Quarterfinals:** No. 2 Connecticut 76, No. 7 Seton Hall 58; No. 3 Georgetown 78, No. 6 Providence 77; No. 1 Syracuse 58, Pittsburgh 55; No. 5 Villanova 70, No. 4 St. John's 60.

**Semifinals:** Connecticut 65, Georgetown 60, Syracuse 73, Villanova 61.

**Final:** Connecticut 78, Syracuse 75.

**All-Tournament Team:** John Gwynn (Connecticut), Tate George (Connecticut), Tom Greis (Villanova), Derrick Coleman (Syracuse), Stephen Thompson (Syracuse).

**Dave Gavitt Trophy:** Chris Smith (Connecticut)

## 1989 (MADISON SQUARE GARDEN)

**First round:** No. 9 Boston College 81, No. 8 St. John's 74.

**Quarterfinals:** No. 2 Seton Hall 74, No. 7 Connecticut 66; No. 3 Syracuse 79, No. 6 Providence 76; No. 1 Georgetown 82, Boston College 52;

No. 4 Pittsburgh 71, No. 5 Villanova 66.

**Semifinals:** No. 3 Syracuse 81, No. 2 Seton Hall 78; No. 1 Georgetown 85, No. 4 Pittsburgh 62.

**Final:** No. 1 Georgetown 88, No. 3 Syracuse 79.

**All-Tournament Team:** Dana Barros (Boston College), Ramon Ramos (Seton Hall), John Morton (Seton Hall), Sherman Douglas (Syracuse), Alonzo Mourning (Georgetown).

**Dave Gavitt Trophy:** Charles Smith (Georgetown)



# Championship Results

## 1988 (MADISON SQUARE GARDEN)

**First round:** No. 9 Connecticut 75, No. 8 Providence 62.

**Quarterfinals:** No. 2 Syracuse 67, No. 7 Boston College 53; No. 6 Seton Hall 61, No. 3 Georgetown 58; No. 4 Villanova 71, No. 5 St. John's 68;

No. 1 Pittsburgh 75, No. 9 Connecticut 58.

**Semifinals:** Syracuse 68, Seton Hall 63; Villanova 72, Pittsburgh 69.

**Final:** Syracuse 85, Villanova 68.

**All-Tournament Team:** Mark Plansky (Villanova), Doug West (Villanova), Ramon Ramos (Seton Hall), Jerome Lane (Pittsburgh), Stephen Thompson (Syracuse).

**Most Valuable Player:** Sherman Douglas (Syracuse)

## 1987 (MADISON SQUARE GARDEN)

**First round:** No. 8 Boston College 61, No. 9 Connecticut 59.

**Quarterfinals:** No. 2 Pittsburgh 96, No. 7 Seton Hall 88; No. 3 Syracuse 72, No. 6 Villanova 66; No. 1 Georgetown 56, Boston College 51; No. 4 Providence 80, No. 5 St. John's 51.

**Semifinals:** Syracuse 99, Pittsburgh 85; Georgetown 84, Providence 66.

**Final:** Georgetown 69, Syracuse 59.

**All-Tournament Team:** Rony Seikaly (Syracuse), Billy Donovan (Providence), Sherman Douglas (Syracuse), Jerome Lane (Pittsburgh).

**Most Valuable Player:** Reggie Williams (Georgetown)

## 1986 (MADISON SQUARE GARDEN)

**First round:** No. 9 Seton Hall 76, No. 8 Connecticut 66

**Quarterfinals:** No. 2 Syracuse 102, No. 7 Boston College 79; No. 3 Georgetown 57, No. 6 Pittsburgh 56; No. 1 St. John's 87, Seton Hall 68; No. 4 Villanova 75, No. 5 Providence 63.

**Semifinals:** St. John's 75, Villanova 64; Syracuse 75, Georgetown 73 (ot).

**Final:** St. John's 70, Syracuse 69.

**All-Tournament Team:** Reggie Williams (Georgetown), Walter Berry (St. John's), Mark Jackson (St. John's), Rony Seikaly (Syracuse), Harold Pressley (Villanova).

**Most Valuable Player:** Dwayne Washington (Syracuse)

## 1985 (MADISON SQUARE GARDEN)

**First round:** No. 8 Providence 77, No. 9 Seton Hall 75 (ot).

**Quarterfinals:** No. 2 Georgetown 93, No. 7 Connecticut 62; No. 3 Syracuse 70, No. 6 Boston College 69; No. 4 Villanova 69, No. 5 Pittsburgh 61; No. 1 St. John's 90, Providence 62.

**Semifinals:** Georgetown 74, Syracuse 65; St. John's 89, Villanova 74.

**Final:** Georgetown 92, St. John's 80.

**All-Tournament Team:** Michael Jackson (Georgetown), Bill Martin (Georgetown), Chris Mullin (St. John's), Rafael Addison (Syracuse), Ed Pinckney (Villanova).

**Most Valuable Player:** Patrick Ewing (Georgetown)

## 1984 (MADISON SQUARE GARDEN)

**First round:** No. 8 Providence 59, No. 9 Seton Hall 55.

**Quarterfinals:** No. 2 Syracuse 73, No. 7 Connecticut 58; No. 3 Villanova 75, No. 6 Pittsburgh 65; No. 5 St. John's 57, No. 4 Boston College 56;

No. 1 Georgetown 70, Providence 50.

**Semifinals:** Syracuse 66, Villanova 65; Georgetown 79, St. John's 68.

**Final:** Georgetown 82, Syracuse 71 (overtime).

**All-Tournament Team:** Michael Jackson (Georgetown), Andre Hawkins (Syracuse), Dwayne Washington (Syracuse), Ed Pinckney (Villanova).

**Most Valuable Player:** Patrick Ewing (Georgetown)

## 1983 (MADISON SQUARE GARDEN)

**First Round:** No. 9 Seton Hall 73, No. 8 Providence 64.

**Quarterfinals:** No. 3 St. John's 64, No. 6 Pittsburgh 53; No. 2 Villanova 69, No. 7 Connecticut 68;

No. 5 Syracuse 79, No. 4 Georgetown 72;

No. 1 Boston College 79, Seton Hall 56.

**Semifinals:** Boston College 80, Syracuse 74; St. John's 91, Villanova 80.

**Final:** St. John's 85, Boston College 77.

**All-Tournament Team:** John Garris (Boston College), Jay Murphy (Boston College), Billy Goodwin (St. John's), Leo Rautins (Syracuse), Stewart Granger (Villanova).

**Most Valuable Player:** Chris Mullin (St. John's)

## 1982 (HARTFORD CIVIC CENTER)

**Quarterfinals:** No. 1 Villanova 88, No. 8 Seton Hall 73; No. 4 Boston College 94, No. 5 Syracuse 92;

No. 2 Georgetown 62, No. 7 Providence 48;

No. 3 St. John's 54, No. 6 Connecticut 52.

**Semifinals:** Villanova 74, Boston College 71; Georgetown 57, St. John's 42.

**Final:** Georgetown 72, Villanova 54.

**All-Tournament Team:** John Bagley (Boston College), Patrick Ewing (Georgetown), Eric Smith (Georgetown), Leo Rautins (Syracuse), Ed Pinckney (Villanova).

**Most Valuable Player:** Eric Floyd (Georgetown)

## 1981 (SYRACUSE CARRIER DOME)

**Quarterfinals:** No. 8 Providence 67, No. 1 Boston College 65; No. 4 Villanova 65, No. 5 Connecticut 54; No. 2 Georgetown 58, No. 7 Seton Hall 52; No. 6 Syracuse 71, No. 3 St. John's 66.

**Semifinals:** Villanova 58, Providence 49 (overtime); Syracuse 67, Georgetown 53.

**Final:** Syracuse 83, Villanova 80 (3 overtimes).

**All-Tournament Team:** Eric Floyd (Georgetown), Tony Bruin (Syracuse), Erich Santifer (Syracuse), Alex Bradley (Villanova), John Pinone (Villanova).

**Most Valuable Player:** Leo Rautins (Syracuse)

## 1980 (PROVIDENCE CIVIC CENTER)

**Quarterfinals:** No. 3 Georgetown 60, No. 6 Seton Hall 47; No. 4 Connecticut 79, No. 5 Boston College 68;

No. 2 St. John's 48, No. 7 Providence 44.

**Semifinals:** Georgetown 76, St. John's 66;

No. 1 Syracuse 92, Connecticut 61.

**Final:** Georgetown 87, Syracuse 81.

**All-Tournament Team:** John Duren (Georgetown),

Eric Floyd (Georgetown), David Russell (St. John's), Louis Orr (Syracuse), Marty Headd (Syracuse).

**Most Valuable Player:** Craig Shelton (Georgetown)



# AII-BIG EAST Honors

## 2022-23

**First Team:** Jordan Hawkins (UConn), Adama Sanogo (UConn), Ryan Kalkbrenner (Creighton), \*Tyler Kolek (Marquette), \*Bryce Hopkins (Providence), Souley Boum (Xavier).

**Second Team:** Oso Ighodaro (Marquette), Kam Jones (Marquette), Joel Soriano (St. John's), Eric Dixon (Villanova), Colby Jones (Xavier).

**All-Freshman Team:** Donovan Clingan (UConn), \*Alex Caraban (UConn), AJ Storr (St. John's), Mark Armstrong (Villanova), \*Cam Whitmore (Villanova), Desmond Claude (Xavier).

**Coach of the Year:** Shaka Smart (Marquette)

**Player of the Year:** Tyler Kolek (Marquette)

**Def. Player of the Year:** Ryan Kalkbrenner (Creighton)

**Most Improved Player:** Joel Soriano (St. John's)

**Freshman of the Year:** Cam Whitmore (Villanova)

**Sixth Man Award:** David Joplin (Marquette)

**Sportsmanship Award:** Caleb Daniels (Villanova)

## 2021-22

**First Team:** R.J. Cole (UConn), Adama Sanogo (UConn), Justin Lewis (Marquette), Julian Champagnie (St. John's), Jared Rhoden (Seton Hall), Collin Gillespie (Villanova)\*.

**Second Team:** Ryan Hawkins (Creighton), Javon Freeman-Liberty (DePaul), Jared Bynum (Providence), Nate Watson (Providence), Justin Moore (Villanova).

**All-Freshman Team:** Jordan Hawkins (UConn), Trey Alexander (Creighton), Ryan Nembhard (Creighton)\*, Arthur Kaluma (Creighton), Aminu Mohammed (Georgetown)\*, Kam Jones (Marquette)\*.

**Coach of the Year:** Ed Cooley (Providence)

**Player of the Year:** Collin Gillespie (Villanova)

**Def. Player of the Year:** Ryan Kalkbrenner (Creighton)

**Freshman of the Year:** Ryan Nembhard (Creighton)

**Sixth Man Award:** Jared Bynum (Providence)

**Sportsmanship Award:** Donald Carey (Georgetown)

## 2020-21

**First Team:** Marcus Zegarowski (Creighton), James Bouknight (UConn), Julian Champagnie (St. John's), \*Sandro Mamukelashvili (Seton Hall), \*Jeremiah Robinson-Earl (Villanova), Collin Gillespie (Villanova).

**Second Team:** Damien Jefferson (Creighton), David Duke (Providence), Nate Watson (Providence), Zach Freemantle (Xavier), Paul Scruggs (Xavier).

**All-Freshman Team:** Chuck Harris (Butler), Adama Sanogo (UConn), \*Dawson Garcia (Marquette), \*Posh Alexander (St. John's), Colby Jones (Xavier).

**Coach of the Year:** Mike Anderson (St. John's)

**Players of the Year:** Sandro Mamukelashvili (Seton Hall), Collin Gillespie (Villanova), Jeremiah Robinson-Earl (Villanova)

**Defensive Players of the Year:** Isaiah Whaley (UConn), Posh Alexander (St. John's)

**Most Improved Players:** Julian Champagnie (St. John's), Zach Freemantle (Xavier)

**Freshman of the Year:** Posh Alexander (St. John's)

**Sixth Man Award:** Tyler Polley (UConn)

**Sportsmanship Award:** Mitch Ballock (Creighton)

## 2019-20

**First Team:** Kamar Baldwin (Butler), Ty-Shon Alexander (Creighton), \*Markus Howard (Marquette), \*Myles Powell (Seton Hall), \*Saddiq Bey (Villanova), Naji Marshall (Xavier).

**Second Team:** Marcus Zegarowski (Creighton), Paul Reed (DePaul), Alpha Diallo (Providence), Collin Gillespie (Villanova), Tyrique Jones (Xavier).

**All-Freshman Team:** Romeo Weems (DePaul), Julian Champagnie (St. John's), \*Justin Moore (Villanova), \*Jeremiah Robinson-Earl (Villanova), Zach Freemantle (Xavier), KyKy Tandy (Xavier).

**Coach of the Year:** Greg McDermott (Creighton)

**Player of the Year:** Myles Powell (Seton Hall)

**Def. Player of the Year:** Romaro Gill (Seton Hall)

**Most Improved Player:** Romaro Gill (Seton Hall)

**Freshman of the Year:** Jeremiah Robinson-Earl (Villanova)

**Sixth Man Award:** Denzel Mahoney (Creighton)

**Sportsmanship Award:** Kamar Baldwin (Butler), Jagan Mosely (Georgetown), Emmitt Holt (Providence).

## 2018-19

**First Team:** \*Markus Howard (Marquette), \*Phil Booth (Villanova), \*Myles Powell (Seton Hall), \*Eric Paschall (Villanova), Jessie Govan (Georgetown), Shamorie Ponds (St. John's).

**Second Team:** Kamar Baldwin (Butler), Max Strus (DePaul), Sam Hauser (Marquette), Alpha Diallo (Providence), Naji Marshall (Xavier).  
Honorable Mention: Ty-Shon Alexander (Creighton), Martin Krampelj (Creighton).

**All-Freshman Team:** \*Marcus Zegarowski (Creighton), \*James Akinjo (Georgetown), Josh LeBlanc (Georgetown), Mac McClung (Georgetown), Joey Hauser (Marquette), Saddiq Bey (Villanova).

**Coach of the Year:** Jay Wright (Villanova)

**Player of the Year:** Markus Howard (Marquette)

**Defensive Player of the Year:** Justin Simon (St. John's)

**Most Improved Player:** Paul Reed (DePaul)

**Freshman of the Year:** James Akinjo (Georgetown)

**Sixth Man Award:** Paul Jorgensen (Butler)

**Sportsmanship Award:** Nate Fowler (Butler)

## 2017-18

**First Team:** \*Kelan Martin (Butler), Marcus Foster (Creighton), Shamorie Ponds (St. John's), Mikal Bridges (Villanova), \*Jalen Brunson (Villanova), \*Trevon Bluiett (Xavier).

**Second Team:** Khyri Thomas (Creighton), Marcus Derrickson (Georgetown), Markus Howard (Marquette), Angel Delgado (Seton Hall), Desi Rodriguez (Seton Hall).

**Honorable Mention:** Andrew Rowsey (Marquette), Kyron Cartwright (Providence)

**All-Freshman Team:** Mitch Ballock (Creighton), Jahvon Blair (Georgetown), \*Jamorko Pickett (Georgetown), Nate Watson (Providence), \*Omari Spellman (Villanova), \*Naji Marshall (Xavier).

**Coach of the Year:** Chris Mack (Xavier)

**Player of the Year:** Jalen Brunson (Villanova)

**Defensive Player of the Year:** Khyri Thomas (Creighton)

**Most Improved Player:** Myles Powell (Seton Hall)

**Freshman of the Year:** Omari Spellman (Villanova)

**Sixth Man Award:** Donte DiVincenzo (Villanova)

**Sportsmanship Award:** Tyler Wideman (Butler)

## 2016-17

**First Team:** Andrew Chrabascz (Butler), \*Marcus Foster (Creighton), \*Angel Delgado (Seton Hall), \*Jalen Brunson (Villanova), \*Josh Hart (Villanova), Trevon Bluiett (Xavier).

**Second Team:** Kelan Martin (Butler), Justin Patton (Creighton), Rodney Bullock (Providence), Kyron Cartwright (Providence), Khadeen Carrington (Seton Hall).

**Honorable Mention:** Rodney Pryor (Georgetown), Kris Jenkins (Villanova).

**All-Freshman Team:** \*Kamar Baldwin (Butler), \*Justin Patton (Creighton), Markus Howard (Marquette), \*Marcus LoVett (St. John's), \*Shamorie Ponds (St. John's), Donte DiVincenzo (Villanova).

**Coach of the Year:** Chris Holtmann (Butler)

**Player of the Year:** Josh Hart (Villanova)

**Defensive Players of the Year:** Khyri Thomas (Creighton), Mikal Bridges (Villanova), Josh Hart (Villanova)

**Most Improved Player:** Kyron Cartwright (Providence)

**Freshman of the Year:** Justin Patton (Creighton)

**Sixth Man Award:** Andrew Rowsey (Marquette)

**Sportsmanship Award:** Billy Garrett Jr. (DePaul)

## 2015-16

**First Team:** Henry Ellenson (Marquette), \*Ben Bentil (Providence), \*Kris Dunn (Providence), \*Isaiah Whitehead (Seton Hall), \*Josh Hart (Villanova), Trevon Bluiett (Xavier).

**Second Team:** Roosevelt Jones (Butler), Kelan Martin (Butler), Maurice Watson, Jr. (Creighton), D'Vauntes Smith-Rivera (Georgetown), Ryan Arcidiacono (Villanova).

**Honorable Mention:** Kellen Dunham (Butler), Angel Delgado (Seton Hall), Daniel Ochefu (Villanova).

**All-Freshman Team:** Eli Cain (DePaul), Jessie Govan (Georgetown), Haanif Cheatham (Marquette), Kassoum Yakwe (St. John's), Jalen Brunson (Villanova), Edmond Sumner (Villanova).

**Coaches of the Year:** Kevin Willard (Seton Hall), Jay Wright (Villanova).

**Player of the Year:** Kris Dunn (Providence)

**Defensive Player of the Year:** Kris Dunn (Providence)

**Most Improved Player:** Ben Bentil (Providence)

**Rookie of the Year:** Henry Ellenson (Marquette)

**Sixth Man Award:** J.P. Macura (Xavier)

**Sportsmanship Award:** Kellen Dunham (Butler)

## 2014-15

**First Team:** Kellen Dunham (Butler), D'Vauntes Smith-Rivera (Georgetown), \*Kris Dunn (Providence), \*LaDontae Henton (Providence), D'Angelo Harrison (St. John's), \*Darrun Hilliard (Villanova).

**Second Team:** Roosevelt Jones (Butler), Matt Carlino (Marquette), Sir'Dominic Pointer (St. John's), Sterling Gibbs (Seton Hall), Matt Stainbrook (Xavier)

**Honorable Mention:** Billy Garrett, Jr. (DePaul); Daniel Ochefu (Villanova), JayVaughn Pinkston (Villanova)

**All-Rookie Team:** Isaac Copeland (Georgetown), L.J. Peak (Georgetown), Duane Wilson (Marquette), \*Angel Delgado (Seton Hall), Isaiah Whitehead (Seton Hall), \*Trevon Bluiett (Xavier).

**Coach of the Year:** Jay Wright (Villanova)

**Player of the Year:** Kris Dunn (Providence), Ryan Arcidiacono (Villanova)

**Defensive Player of the Year:** Kris Dunn (Providence), Sir'Dominic Pointer (St. John's)

**Most Improved Player:** Sir'Dominic Pointer (St. John's)

**Rookie of the Year:** Angel Delgado (Seton Hall)

**Sixth Man Award:** Josh Hart (Villanova)

**Sportsmanship Award:** Alex Barlow (Butler)

# All-BIG EAST Honors

## 2013-14

**First Team:** \*Doug McDermott (Creighton), Markel Starks (Georgetown), \*Bryce Cotton (Providence), D'Angelo Harrison (St. John's), James Bell (Villanova), \*Semaj Christon (Xavier)

**Second Team:** Kellen Dunham (Butler), D'Vauntes Smith-Rivera (Georgetown), Davante Gardner (Marquette), Kadeem Batts (Providence), Fuquan Edwin (Seton Hall), JayVaughn Pinkston (Villanova)

**Honorable Mention:** Ethan Wragge (Creighton), Ryan Arcidiacono (Villanova), Darrun Hilliard (Villanova), Matt Stainbrook (Xavier)

**All-Rookie Team:** Andrew Chrabascz (Butler), Billy Garrett, Jr. (DePaul), Tommy Hamilton IV (DePaul), Deonte Burton (Marquette), Rysheed Jordan (St. John's), Jaren Sina (Seton Hall), Josh Hart (Villanova)

**Coach of the Year:** Jay Wright (Villanova)

**Player of the Year:** Doug McDermott (Creighton)

**Defensive Player of the Year:** Fuquan Edwin (Seton Hall)

**Most Improved Players:** Darrun Hilliard & Daniel Ochefu (Villanova)

**Rookie of the Year:** Billy Garrett, Jr. (DePaul)

**Sixth Man Award:** Davante Gardner (Marquette)

**Sportmanship Award:** Chris Otule (Marquette)

## 2012-13

**First Team:** Shabazz Napier (Connecticut), \*Otto Porter (Georgetown), Gorgui Dieng (Louisville), Russ Smith (Louisville), Jack Cooley (Notre Dame), Bryce Cotton (Providence).

**Second Team:** Sean Kilpatrick (Cincinnati), Vander Blue (Marquette), Jerian Grant (Notre Dame), Michael Carter-Williams (Syracuse), C.J. Fair (Syracuse).

**Third Team:** Markel Starks (Georgetown), Peyton Siva (Louisville), Tray Woodall (Pittsburgh), Brandon Triche (Syracuse), JayVaughn Pinkston (Villanova).

**Honorable Mention:** Davante Gardner (Marquette), Kadeem Batts (Providence), JaKarr Sampson (St. John's), Fuquan Edwin (Seton Hall).

**All-Rookie Team:** Omar Calhoun (Connecticut), D'Vauntes Smith-Rivera (Georgetown), Steven Adams (Pittsburgh), Chris Obekpa (St. John's), JaKarr Sampson (St. John's), Ryan Arcidiacono (Villanova).

**Coach of the Year:** John Thompson III (Georgetown)

**Player of the Year:** Otto Porter (Georgetown)

**Def. Player of the Year:** Gorgui Dieng (Louisville)

**Most Improved Players:** Kadeem Batts (Providence), Michael Carter-Williams (Syracuse)

**Rookie of the Year:** JaKarr Sampson (St. John's)

**Sixth Man Award:** Davante Gardner (Marquette)

**Sportmanship Award:** Junior Cadougan (Marquette)

## 2011-12

**First Team:** Jeremy Lamb (Connecticut), Jason Clark (Georgetown), \*Jae Crowder (Marquette), Darius Johnson-Odom (Marquette), Kris Joseph (Syracuse), Kevin Jones (West Virginia).

**Second Team:** Sean Kilpatrick (Cincinnati), Jack Cooley (Notre Dame), Jordan Theodore (Seton Hall), Scoop Jardine (Syracuse), Maalik Wayns (Villanova).

**Third Team:** Henry Sims (Georgetown), Vincent Council (Providence), Herb Pope (Seton Hall), Dion Waiters (Syracuse), Darryl Bryant (West Virginia).

**Honorable Mention:** Cleveland Melvin (DePaul), Hollis Thompson (Georgetown), Kyle Kuric (Louisville), Ashton Gibbs (Pittsburgh), Moe Harkless (St. John's).

**All-Rookie Team:** Andre Drummond (Connecticut), Chane Behanan (Louisville), Jerian Grant (Notre Dame), LaDontae Henton (Providence), Moe Harkless (St. John's), D'Angelo Harrison (St. John's), Anthony Collins (USF).

**Coach of the Year:** Stan Heath (USF)

**Player of the Year:** Jae Crowder (Marquette)

**Defensive Player of the Year:** Fab Melo (Syracuse)

**Most Improved Player:** Jack Cooley (Notre Dame)

**Rookie of the Year:** Moe Harkless (St. John's)

**Sixth Man Award:** Dion Waiters (Syracuse)

**Sportmanship Award:** Jason Clark (Georgetown)

## 2010-11

**First Team:** Kemba Walker (Connecticut), Austin Freeman (Georgetown), \*Ben Hansbrough (Notre Dame), Ashton Gibbs (Pittsburgh), Marshon Brooks (Providence), Dwight Hardy (St. John's).

**Second Team:** Preston Knowles (Louisville), Darius Johnson-Odom (Marquette), Brad Wanamaker (Pittsburgh), Rick Jackson (Syracuse), Corey Fisher (Villanova).

**Third Team:** Chris Wright (Georgetown), Tim Abromaitis (Notre Dame), Jeremy Hazell (Seton Hall), Kris Joseph (Syracuse), Corey Stokes (Villanova)

**Honorable Mention:** Peyton Siva (Louisville), Jimmy Butler (Marquette), Scoop Jardine (Syracuse), Kevin Jones (West Virginia)

**All-Rookie Team:** Sean Kilpatrick (Cincinnati), Jeremy Lamb (Connecticut), Shabazz Napier (Connecticut), \*Cleveland Melvin (DePaul), Brandon Young (DePaul), Gilvydas Biruta (Rutgers)

**Coach of the Year:** Mike Brey (Notre Dame)

**Player of the Year:** Ben Hansbrough (Notre Dame)

**Defensive Player of the Year:** Rick Jackson (Syracuse)

**Most Improved Player:** Dwight Hardy (St. John's)

**Rookie of the Year:** Cleveland Melvin (DePaul)

**Sixth Man Award:** Justin Burrell (St. John's)

**Sportmanship Award:** Brad Wanamaker (Pittsburgh)

## 2009-10

**First Team:** Greg Monroe (Georgetown), Luke Harangody (Notre Dame), Dominique Jones (USF), Wes Johnson (Syracuse), \*Scottie Reynolds (Villanova), Da'Sean Butler (West Virginia).

**Second Team:** Austin Freeman (Georgetown), Lazar Hayward (Marquette), Ashton Gibbs (Pittsburgh), Jeremy Hazell (Seton Hall), Andy Rautins (Syracuse).

**Third Team:** Jerome Dyson (Connecticut), Kemba Walker (Connecticut), Samardo Samuels (Louisville), Corey Fisher (Villanova), Devin Ebanks (West Virginia).

**Honorable Mention:** Jimmy Butler (Marquette), Tim Abromaitis (Notre Dame), Jamine Peterson (Providence).

**All-Rookie Team:** \*Lance Stephenson (Cincinnati), Alex Oriakhi (Connecticut), Vincent Council (Providence), \*Dane Miller (Rutgers), Brandon Triche (Syracuse), Maalik Wayns (Villanova).

**Coach of the Year:** Jim Boeheim (Syracuse)

**Player of the Year:** Wes Johnson (Syracuse)

**Defensive Player of the Year:** Hamady Ndiaye (Rutgers)

**Most Improved Player:** Ashton Gibbs (Pittsburgh)

**Rookie of the Year:** Lance Stephenson (Cincinnati)

**Sixth Man Award:** Kris Joseph (Syracuse)

**Sportmanship Award:** Tory Jackson (Notre Dame)

## 2008-09

**First Team:** Hasheem Thabeet (Connecticut), Terrence Williams (Louisville), Jerel McNeal (Marquette), Luke Harangody (Notre Dame), DeJuan Blair (Pittsburgh), Sam Young (Pittsburgh).

**Second Team:** A.J. Price (Connecticut), Wesley Matthews (Marquette), Jonny Flynn (Syracuse), Dante Cunningham (Villanova), Da'Sean Butler (West Virginia).

**Third Team:** Deonta Vaughn (Cincinnati), Jeff Adrien (Connecticut), Earl Clark (Louisville), LeVance Fields (Pittsburgh), Jeremy Hazell (Seton Hall).

**Honorable Mention:** Weyinmi Efejuku (Providence), Dominique Jones (USF), Scottie Reynolds (Villanova), Alex Ruoff (West Virginia).

**All-Rookie Team:** Yancy Gates (Cincinnati), Kemba Walker (Connecticut), Greg Monroe (Georgetown), Samardo Samuels (Louisville), Mike Rosario (Rutgers), Devin Ebanks (West Virginia).

**Coach of the Year:** Jay Wright (Villanova)

**Players of the Year:** Hasheem Thabeet (Connecticut) and DeJuan Blair (Pittsburgh)

**Defensive Player of the Year:** Hasheem Thabeet (Connecticut)

**Most Improved Player:** Dante Cunningham (Villanova)

**Rookie of the Year:** Greg Monroe (Georgetown)

**Sixth Man Award:** Corey Fisher (Villanova)

**Sportmanship Award:** Alex Ruoff (West Virginia)

## 2007-08

**First Team:** Deonta Vaughn (Cincinnati), Jeff Adrien (Connecticut), \*A.J. Price (Connecticut), \*Roy Hibbert (Georgetown), \*David Padgett (Louisville),

\*Luke Harangody (Notre Dame), Kyle McAlarney (Notre Dame), Sam Young (Pittsburgh), Brian Laing (Seton Hall), Kentrell Gransberry (USF), Joe Alexander (West Virginia).

**Second Team:** Hasheem Thabeet (Connecticut), Jonathan Wallace (Georgetown), Draelon Burns (DePaul), Terrence Williams (Louisville), Lazar Hayward (Marquette), Dominic James (Marquette), Jerel McNeal (Marquette), Donte' Greene (Syracuse), Paul Harris (Syracuse), Scottie Reynolds (Villanova).

Honorable Mention: DeJuan Blair (Pittsburgh), Geoff McDermott (Providence), Anthony Mason, Jr. (St. John's), Dominique Jones (USF), Jonny Flynn (Syracuse).

**All-Rookie Team:** Mac Koshwal (DePaul), Dar Tucker (DePaul), Austin Freeman (Georgetown), \*DeJuan Blair (Pittsburgh), Corey Chandler (Rutgers), Justin Burrell (St. John's), Jeremy Hazell (Seton Hall), \*Dominique Jones (USF), \*Jonny Flynn (Syracuse), \*Donte' Greene (Syracuse), Corey Fisher (Villanova).

**Coach of the Year:** Mike Brey (Notre Dame)  
**Player of the Year:** Luke Harangody (Notre Dame)

**Defensive Player of the Year:** Hasheem Thabeet (Connecticut)

**Most Improved Player:** Sam Young (Providence)

**Rookies of the Year:** DeJuan Blair (Pittsburgh) and Jonny Flynn (Syracuse)

**Sixth Man Award:** Patrick Ewing, Jr. (Georgetown)

**Sportmanship Award:** Ronald Ramon (Pittsburgh) and Darris Nichols (West Virginia)

## 2006-07

**First Team:** \*Jeff Green (Georgetown), \*Roy Hibbert (Georgetown), Dominic James (Marquette), Russell Carter (Notre Dame), Colin Falls (Notre Dame), \*Aaron Gray (Pittsburgh), \*Herbert Hill (Providence), Lamont Hamilton (St. John's), \*Demetris Nichols (Syracuse), Curtis Sumpter (Villanova), Frank Young (West Virginia).

**Second Team:** Jeff Adrien (Connecticut), Wilson Chandler (DePaul), Sammy Meija (DePaul), David Padgett (Louisville), Terrence Williams (Louisville), Jerel McNeal (Marquette), LeVance Fields (Pittsburgh), Brian Laing (Seton Hall), Kentrell Gransberry (USF), Scottie Reynolds (Villanova).

**Honorable Mention:** Draelon Burns (DePaul), Jonathan Wallace (Georgetown), Sharaud Curry (Providence), Geoff McDermott (Providence), McHugh Mattis (USF), Eric Devendorf (Syracuse), Mike Nardi (Villanova).

**All-Rookie Team:** Deonta Vaughn (Cincinnati), \*Jerome Dyson (Connecticut), Hasheem Thabeet (Connecticut), DaJuan Summers (Georgetown), Edgar Sosa (Louisville), Luke Harangody (Notre Dame), Tory Jackson (Notre Dame), \*Eugene Harvey (Seton Hall), Paul Harris (Syracuse), \*Scottie Reynolds (Villanova), Da'Sean Butler (West Virginia).

**Coach of the Year:** Mike Brey (Notre Dame)

**Player of the Year:** Jeff Green (Georgetown)

**Defensive Player of the Year:** Jerel McNeal (Marquette)

**Most Improved Player:** Herbert Hill (Providence)

**Rookie of the Year:** Scottie Reynolds (Villanova)

**Sportmanship Award:** Brandon Jenkins (Louisville)

## 2005-06

**First Team:** Eric Hicks (Cincinnati), \*Rudy Gay (Connecticut), \*Steve Novak (Marquette), Chris Quinn (Notre Dame), Aaron Gray (Pittsburgh), Quincy Douby (Rutgers), Gerry McNamara (Syracuse), \*Randy Foye (Villanova), \*Allan Ray (Villanova), Mike Gansey (West Virginia), Kevin Pittsnogle (West Virginia).

**Second Team:** Hilton Armstrong (Connecticut), Marcus Williams (Connecticut), Jeff Green (Georgetown), Roy Hibbert (Georgetown), Taquan Dean (Louisville), Carl Krauser (Pittsburgh), Donnie McGrath (Providence), Donald Copeland (Seton Hall), Kelly Whitney (Seton Hall), Kyle Lowry (Villanova).

**Honorable Mention:** James White (Cincinnati), Rashad Anderson (Connecticut), Josh Boone (Connecticut), Dominic James (Marquette), Lamont Hamilton (St. John's), Solomon Jones (USF).

**All-Rookie Team:** \*Devan Downey (Cincinnati), Jeff Adrien (Connecticut), \*Wilson Chandler (DePaul), Sam Young (Pittsburgh), \*Dominic James (Marquette), Jerel McNeal (Marquette), Sharaud Curry (Providence), Geoff McDermott (Providence), JR Inman (Rutgers), Anthony Farmer (Rutgers), Eric Devendorf (Syracuse).

**Coach of the Year:** Jay Wright (Villanova)

**Player of the Year:** Randy Foye (Villanova)

**Defensive Player of the Year:** Hilton Armstrong (Connecticut)

**Most Improved Player:** Aaron Gray (Pittsburgh)

**Rookie of the Year:** Dominic James (Marquette)

**Sportmanship Award:** Chris Quinn (Notre Dame)

## 2004-05

**First Team:** Jared Dudley (Boston College), Craig Smith (Boston College), Chevon Troutman (Pittsburgh), Ryan Gomes (Providence), Gerry McNamara (Syracuse), Hakim Warrick (Syracuse).

**Second Team:** Josh Boone (Connecticut), Charlie Villanueva (Connecticut), Karl Krauser (Pittsburgh), Allan Ray (Villanova), Curtis Sumpter (Villanova).

**Third Team:** Marcus Williams (Connecticut), Brandon Bowman (Georgetown), Chris Thomas (Notre Dame), Daryll Hill (St. John's), Randy Foye (Villanova).

**Honorable Mention:** Jeff Green (Georgetown), Chris Taft (Pittsburgh), Josh Pace (Syracuse), Tyrone Sally (West Virginia).

**All-Rookie Team:** Sean Williams (Boston College), Rudy Gay (Connecticut), Jeff Green (Georgetown), Ronald Ramon (Pittsburgh), Ollie Bailey (Rutgers), Kyle Lowry (Villanova).

**Coach of the Year:** Al Skinner (Boston College)

**Player of the Year:** Hakim Warrick (Syracuse)

**Defensive Player of the Year:** Josh Boone (Connecticut)

**Most Improved Players:** Jared Dudley (Boston College) and Marcus Williams (Connecticut)

**Rookies of the Year:** Rudy Gay (Connecticut) and Jeff Green (Georgetown)

**Sportmanship Award:** Josh Pace (Syracuse)

## 2003-04

**First Team:** Craig Smith (Boston College), Ben Gordon (Connecticut), Emeka Okafor (Connecticut), Ryan Gomes (Providence), Andre Barrett (Seton Hall), Hakim Warrick (Syracuse), Bryant Matthews (Virginia Tech)

**Second Team:** Darius Rice (Miami), Chris Thomas (Notre Dame), Jaron Brown (Pittsburgh), Carl Krauser (Pittsburgh), Gerry McNamara (Syracuse)

**Third Team:** Gerald Riley (Georgetown), Chris Taft (Pittsburgh), Herve Lamizana (Rutgers), Allan Ray (Villanova), Curtis Sumpter (Villanova)

**Honorable Mention:** Taliek Brown (Connecticut), Torin Francis (Notre Dame), Julius Page (Pittsburgh), Kelly Whitney (Seton Hall)

**All-Rookie Team:** Jared Dudley (Boston College), Josh Boone (Connecticut), Charlie Villanueva (Connecticut), Guillermo Diaz (Miami), Chris Taft (Pittsburgh), Quincy Douby (Rutgers), Mike Nardi (Villanova)

**Coach of the Year:** Jamie Dixon (Pittsburgh)

**Player of the Year:** Emeka Okafor (Connecticut)

**Def. Player of the Year:** Emeka Okafor (UConn)

**Most Improved Player:** Carl Krauser (Pittsburgh)

**Rookie of the Year:** Chris Taft (Pittsburgh)

**Sportmanship Award:** Jaron Brown (Pittsburgh)

## 2002-03

**First Team:** Troy Bell (Boston College), Emeka Okafor (Connecticut), Mike Sweetney (Georgetown),

Matt Carroll (Notre Dame), Marcus Hatten (St. John's), Carmelo Anthony (Syracuse)

**Second Team:** Craig Smith (Boston College), Ben Gordon (Connecticut), Chris Thomas (Notre Dame), Brandin Knight (Pittsburgh), Ryan Gomes (Providence), Andre Barrett (Seton Hall)

**Third Team:** Darius Rice (Miami), Julius Page (Pittsburgh), Chevon Troutman (Pittsburgh), Hakim Warrick (Syracuse), Drew Schifino (West Virginia)

**Honorable Mention:** James Jones (Miami), Ontario Lett (Pittsburgh), Gary Buchanan (Villanova), Ricky Wright (Villanova), Bryant Matthews (Virginia Tech), Terry Taylor (Virginia Tech)

**All-Rookie Team:** Craig Smith (Boston College), Torin Francis (Notre Dame), Donnie McGrath (Providence), Kelly Whitney (Seton Hall), Carmelo Anthony (Syracuse), Gerry McNamara (Syracuse), Kevin Pittsnogle (West Virginia)

**Coach of the Year:** Louis Orr (Seton Hall)

**Player of the Year:** Troy Bell (Boston College)

**Defensive Player of the Year:** Emeka Okafor (Connecticut)

**Most Improved Player:** Hakim Warrick (Syracuse)

**Rookie of the Year:** Carmelo Anthony (Syracuse)

**Sportmanship Award:** Kueth Duany (Syracuse)

# All-BIG EAST Honors

## 2001-02

**First Team:** Troy Bell (Boston College), Caron Butler (Connecticut), Michael Sweetney (Georgetown), Ryan Humphrey (Notre Dame), Brandin Knight (Pittsburgh), Marcus Hatten (St. John's), Preston Shumpert (Syracuse)  
**Second Team:** Darius Rice (Miami), John Salmons (Miami), John Linehan (Providence), Rashod Kent (Rutgers), Ricky Wright (Villanova)  
**Third Team:** Emeka Okafor (Connecticut), Kevin Braswell (Georgetown), James Jones (Miami), Chris Thomas (Notre Dame), DeShaun Williams (Syracuse), Chris Moss (West Virginia)  
**Honorable Mention:** David Graves (Notre Dame), Jaron Brown (Pittsburgh), Julius Page (Pittsburgh), Jerome Coleman (Rutgers), Gary Buchanan (Villanova)  
**All-Rookie Team:** Ben Gordon (Connecticut), Emeka Okafor (Connecticut), Chris Thomas (Notre Dame), Ryan Gomes (Providence), John Allen (Seton Hall)  
**Coach of the Year:** Ben Howland (Pittsburgh)  
**Players of the Year:** Caron Butler (Connecticut) and Brandin Knight (Pittsburgh)  
**Def. Player of the Year:** John Linehan (Providence)  
**Most Improved Player:** Brandin Knight (Pittsburgh)  
**Rookie of the Year:** Chris Thomas (Notre Dame)

## 2000-01

**First Team:** Troy Bell (Boston College), Troy Murphy (Notre Dame), Preston Shumpert (Syracuse), Michael Bradley (Villanova), Calvin Bowman (West Virginia)  
**Second Team:** Kevin Braswell (Georgetown), Ricardo Greer (Pittsburgh), John Linehan (Providence), Eddie Griffin (Seton Hall), Damone Brown (Syracuse)  
**Third Team:** Caron Butler (Connecticut), John Salmons (Miami), Ryan Humphrey (Notre Dame), Todd Billet (Rutgers), Omar Cook (St. John's)  
**Honorable Mention:** Albert Mouring (Connecticut), Michael Sweetney (Georgetown), Darius Lane (Seton Hall)  
**All-Rookie Team:** Caron Butler (Connecticut), Michael Sweetney (Georgetown), Darius Rice (Miami), Omar Cook (St. John's), Eddie Griffin (Seton Hall)  
**Coach of the Year:** Al Skinner (Boston College)  
**Players of the Year:** Troy Murphy (Notre Dame) and Troy Bell (Boston College)  
**Defensive Player of the Year:** John Linehan (Providence)  
**Most Improved Players:** Preston Shumpert (Syracuse) and Calvin Bowman (West Virginia)  
**Rookie of the Year:** Eddie Griffin (Seton Hall)

## 1999-2000

**First Team:** Khalid El-Amin (Connecticut), Troy Murphy (Notre Dame), Erick Barkley (St. John's), Jason Hart (Syracuse), Etan Thomas (Syracuse)  
**Second Team:** Johnny Hemsley (Miami), Ricardo Greer (Pittsburgh), Lavor Postell (St. John's), Shaheen Holloway (Seton Hall), Malik Allen (Villanova)  
**Third Team:** Ruben Boumtje Boumtje (Georgetown), Mario Bland (Miami), Bootsy Thornton (St. John's), Ryan Blackwell (Syracuse), Marcus Goree (West Virginia)  
**All-Rookie Team:** Troy Bell (Boston College), Darius Lane (Seton Hall), Anthony Glover (St. John's), Samuel Dalembert (Seton Hall), Gary Buchanan (Villanova)  
**Coach of the Year:** Jim Boeheim (Syracuse)  
**Player of the Year:** Troy Murphy (Notre Dame)  
**Defensive Player of the Year:** Etan Thomas (Syracuse)  
**Most Improved Players:** Ricardo Greer (Pittsburgh) and Shaheen Holloway (Seton Hall)  
**Rookie of the Year:** Troy Bell (Boston College)

## 1998-99

**First Team:** Richard Hamilton (Connecticut), Tim James (Miami), Johnny Hemsley (Miami), Jamel Thomas (Providence), Ron Artest (St. John's)  
**Second Team:** Khalid El-Amin (Connecticut), Troy Murphy (Notre Dame), Bootsy Thornton (St. John's), Etan Thomas (Syracuse), Marcus Goree (West Virginia)  
**Third Team:** Vonteego Cummings (Pittsburgh), Isaac Hawkins (Pittsburgh), Rob Hodgson (Rutgers), Jason Hart (Syracuse), John Celestand (Villanova)  
**All-Rookie Team:** Kevin Braswell (Georgetown), Anthony Perry (Georgetown), Troy Murphy (Notre Dame), Dahntay Jones (Rutgers), Erick Barkley (St. John's)  
**Coach of the Year:** Leonard Hamilton (Miami)  
**Players of the Year:** Richard Hamilton (Connecticut) and Tim James (Miami)  
**Defensive Player of the Year:** Etan Thomas (Syracuse)  
**Most Improved Player:** Johnny Hemsley (Miami)  
**Rookie of the Year:** Troy Murphy (Notre Dame)

## 1997-98

**First Team:** Richard Hamilton (Connecticut), Tim James (Miami), Pat Garrity (Notre Dame), Felipe Lopez (St. John's), Damian Owens (West Virginia)  
**Second Team:** Vonteego Cummings (Pittsburgh), Jamel Thomas (Providence), Zendon Hamilton (St. John's), Levell Sanders (Seton Hall), Todd Burgan (Syracuse)  
**Third Team:** Antonio Granger (Boston College), Duane Woodward (Boston College), Khalid El-Amin (Connecticut), Shaheen Holloway (Seton Hall), Etan Thomas (Syracuse)  
**All-Rookie Team:** Khalid El-Amin (Connecticut), Martin Inglesby (Notre Dame), Ricardo Greer (Pittsburgh), Jeff Greer (Rutgers), Ron Artest (St. John's)  
**Coach of the Year:** Jim Calhoun (Connecticut)  
**Player of the Year:** Richard Hamilton (Connecticut)  
**Defensive Player of the Year:** Damian Owens (West Virginia)  
**Most Improved Player:** Etan Thomas (Syracuse)  
**Rookie of the Year:** Khalid El-Amin (Connecticut)

## 1996-97

**First Team:** Danya Abrams (Boston College), Victor Page (Georgetown), Pat Garrity (Notre Dame), Austin Croshere (Providence), Alvin Williams (Villanova)  
**Second Team:** Tim James (Miami), Vonteego Cummings (Pittsburgh), Zendon Hamilton (St. John's), Shaheen Holloway (Seton Hall), Otis Hill (Syracuse), Jason Lawson (Villanova)  
**Third Team:** Derrick Brown (Providence), Felipe Lopez (St. John's), Jason Cipolla (Syracuse), Tim Thomas (Villanova), Damian Owens (West Virginia)  
**All-Rookie Team:** Richard Hamilton (Connecticut), Earl Johnson (Rutgers), Shaheen Holloway (Seton Hall), Jason Hart (Syracuse), Tim Thomas (Villanova)  
**Coach of the Year:** John MacLeod (Notre Dame)  
**Player of the Year:** Pat Garrity (Notre Dame)  
**Defensive Player of the Year:** Jason Lawson (Villanova)  
**Most Improved Player:** Ya Ya Dia (Georgetown)  
**Rookie of the Year:** Tim Thomas (Villanova)

## 1995-96

**First Team:** Danya Abrams (Boston College), Kerry Kittles (Villanova), John Wallace (Syracuse), Ray Allen (Connecticut), Allen Iverson (Georgetown)  
**Second Team:** Zendon Hamilton (St. John's), Jason Lawson (Villanova), Adrian Griffin (Seton Hall), Damon Santiago (Rutgers), Doron Sheffer (Connecticut)  
**Third Team:** Austin Croshere (Providence), Pat Garrity (Notre Dame), Damian Owens (West Virginia), Othella Harrington (Georgetown), Jerome Williams (Georgetown)  
**All-Rookie Team:** Tim James (Miami), Gordon Malone (West Virginia), Geoff Billet (Rutgers), Victor Page (Georgetown), James "Scoonie" Penn (Boston College), God Shammgod (Providence)  
**Coaches of the Year:** Jim Calhoun (Connecticut) and Jim O'Brien (Boston College)  
**Player of the Year:** Ray Allen (Connecticut)  
**Defensive Player of the Year:** Allen Iverson (Georgetown)  
**Rookie of the Year:** James "Scoonie" Penn (Boston College)

## 1994-95

**First Team:** Danya Abrams (Boston College), Eric Williams (Providence), John Wallace (Syracuse), Ray Allen (Connecticut), Lawrence Moten (Syracuse), Kerry Kittles (Villanova)  
**Second Team:** Jaime Peterson (Pittsburgh), Eric Eberz (Villanova), Jason Lawson (Villanova), Doron Sheffer (Connecticut), Allen Iverson (Georgetown)  
**Third Team:** Adrian Griffin (Seton Hall), Donny Marshall (Connecticut), Jerome Williams (Georgetown), Constantin Popa (Miami), Felipe Lopez (St. John's), Kevin Ollie (Connecticut)  
**All-Rookie Team:** Donnell Williams (Seton Hall), Zendon Hamilton (St. John's), Allen Iverson (Georgetown), Kevin Norris (Miami), Felipe Lopez (St. John's)  
**Coach of the Year:** Leonard Hamilton (Miami)  
**Player of the Year:** Kerry Kittles (Villanova)  
**Defensive Player of the Year:** Allen Iverson (Georgetown)  
**Rookie of the Year:** Allen Iverson (Georgetown)

# AII-BIG EAST Honors

## 1993-94

**First Team:** Donyell Marshall (Connecticut), Bill Curley (Boston College), Kerry Kittles (Villanova), Lawrence Moten (Syracuse), Adrian Autry (Syracuse).

**Second Team:** Michael Smith (Providence), Othella Harrington (Georgetown), Arturas Karnishovas (Seton Hall), John Wallace (Syracuse), Howard Easley (Boston College).

**Third Team:** Eric Mobley (Pittsburgh), Shawnelle Scott (St. John's), Donny Marshall (Connecticut), Jerry McCullough (Pittsburgh), Doron Sheffer (Connecticut).

**All-Rookie Team:** Danya Abrams (Boston College), Otis Hill (Syracuse), Jason Lawson (Villanova), Ray Allen (Connecticut), Doron Sheffer (Connecticut).

**Coach of the Year:** Jim Calhoun (Connecticut)

**Player of the Year:** Donyell Marshall (Connecticut)

**Defensive Player of the Year:** Donyell Marshall (Connecticut)

**Rookie of the Year:** Doron Sheffer (Connecticut)

## 1992-93

**First Team:** Bill Curley (Boston College), Donyell Marshall (Connecticut), Lawrence Moten (Syracuse), David Cain (St. John's), Terry Dehere (Seton Hall).

**Second Team:** Arturas Karnishovas (Seton Hall), Shawnelle Scott (St. John's), Michael Smith (Providence), Howard Easley (Boston College), Jerry McCullough (Pittsburgh).

**Third Team:** Constantin Popa (Miami), Lamont Middleton (St. John's), Jerry Walker (Seton Hall), Adrian Autry (Syracuse), Scott Burrell (Connecticut).

**All-Rookie Team:** Othella Harrington (Georgetown), Kerry Kittles (Villanova), John Wallace (Syracuse), Michael Brown (Providence), Steve Edwards (Miami).

**Coach of the Year:** Brian Mahoney (St. John's)

**Player of the Year:** Terry Dehere (Seton Hall)

**Defensive Player of the Year:** Jerry Walker (Seton Hall)

**Rookie of the Year:** Othella Harrington (Georgetown)

## 1991-92

**First Team:** Alonzo Mourning (Georgetown), Malik Sealy (St. John's), Dave Johnson (Syracuse), Chris Smith (Connecticut), Terry Dehere (Seton Hall).

**Second Team:** Bill Curley (Boston College), Scott Burrell (Connecticut), Jerry Walker (Seton Hall), Sean Miller (Pittsburgh), Lance Miller (Villanova).

**Third Team:** Rod Sellers (Connecticut), Darren Morningstar (Pittsburgh), Michael Smith (Providence), Marques Bragg (Providence), Joey Brown (Georgetown), Lawrence Moten (Syracuse)

**All-Rookie Team:** Donyell Marshall (Connecticut), Orlando Antigua (Pittsburgh), Michael Smith (Providence), Irvin Church (Georgetown), Lawrence Moten (Syracuse)

**Coach of the Year:** John Thompson (Georgetown)

**Player of the Year:** Alonzo Mourning (Georgetown)

**Defensive Player of the Year:** Alonzo Mourning (Georgetown)

**Rookie of the Year:** Lawrence Moten (Syracuse)

## 1990-91

**First Team:** Billy Owens (Syracuse), Malik Sealy (St. John's), Dikembe Mutombo (Georgetown), Terry Dehere (Seton Hall), Eric Murdock (Providence).

**Second Team:** Dave Johnson (Syracuse), Brian Shorter (Pittsburgh), Anthony Avent (Seton Hall), Chris Smith (Connecticut), Jason Buchanan (St. John's).

**Third Team:** Scott Burrell (Connecticut), Alonzo Mourning (Georgetown), Robert Werdann (St. John's), Jason Matthews (Pittsburgh), Lance Miller (Villanova).

**All-Rookie Team:** Billy Curley (Boston College), Robert Churchwell (Georgetown), Jerry Walker (Seton Hall), Adrian Autry (Syracuse), Charles Harrison (Georgetown).

**Coach of the Year:** Jim Boeheim (Syracuse)

**Player of the Year:** Billy Owens (Syracuse)

**Defensive Player of the Year:** Dikembe Mutombo (Georgetown)

**Rookie of the Year:** Billy Curley (Boston College)

## 1989-90

**First Team:** Mark Tilimon (Georgetown), Alonzo Mourning (Georgetown), Brian Shorter (Pittsburgh), Greg "Boo" Harvey (St. John's), Derrick Coleman (Syracuse), Billy Owens (Syracuse).

**Second Team:** Chris Smith (Connecticut), Dikembe Mutombo (Georgetown), Carlton Screen (Providence), Malik Sealy (St. John's), Stephen Thompson (Syracuse).

**Third Team:** Tate George (Connecticut), Nadav Henefeld (Connecticut), Dwayne Bryant (Georgetown), Jason Matthews (Pittsburgh), Marty Conlon (Providence).

**All-Rookie Team:** Nadav Henefeld (Connecticut), Scott Burrell (Connecticut), Terry Dehere (Seton Hall), Michael Edwards (Syracuse), Lance Miller (Villanova).

**Coach of the Year:** Jim Calhoun (Connecticut)

**Player of the Year:** Derrick Coleman (Syracuse)

**Defensive Players of the Year:** Dikembe Mutombo and Alonzo Mourning (Georgetown)

**Rookie of the Year:** Nadav Henefeld (Connecticut)

## 1988-89

**First Team:** Sherman Douglas (Syracuse), Charles Smith (Georgetown), Ramon Ramos (Seton Hall), Brian Shorter (Pittsburgh), Derrick Coleman (Syracuse).

**Second Team:** Dana Barros (Boston College), Stephen Thompson (Syracuse), Jayson Williams (St. John's), Alonzo Mourning (Georgetown), Cliff Robinson (Connecticut).

**Third Team:** Eric Murdock (Providence), Jason Matthews (Pittsburgh), John Morton (Seton Hall), Andrew Gaze (Seton Hall), Doug West (Villanova).

**All-Rookie Team:** Malik Sealy (St. John's), Brian Shorter (Pittsburgh), Alonzo Mourning (Georgetown), Billy Owens (Syracuse), Marc Dowdell (Villanova).

**Coach of the Year:** P.J. Carlesimo (Seton Hall)

**Player of the Year:** Charles Smith (Georgetown)

**Defensive Player of the Year:** Alonzo Mourning (Georgetown)

**Rookie of the Year:** Brian Shorter (Pittsburgh)

## 1987-88

**First Team:** Mark Bryant (Seton Hall), Charles Smith (Pittsburgh), Dana Barros (Boston College), Sherman Douglas (Syracuse), Derrick Coleman (Syracuse)

**Second Team:** Jerome Lane (Pittsburgh), Shelton Jones (St. John's), Rony Seikaly (Syracuse),

Charles Smith (Georgetown), Doug West (Villanova).

**Third Team:** Cliff Robinson (Connecticut), Mark Plansky (Villanova), Tom Greis (Villanova), Steve Wright (Providence), Michael Porter (St. John's)

**All-Freshman Team:** Corey Beasley (Boston College), Bobby Martin (Pittsburgh), Sean Miller (Pittsburgh), Jason Matthews (Pittsburgh), Eric Murdock (Providence).

**Coach of the Year:** P.J. Carlesimo (Seton Hall)

**Player of the Year:** Charles Smith (Pittsburgh)

**Defensive Player of the Year:** Gary Massey (Villanova)

**Freshman of the Year:** Sean Miller (Pittsburgh)

## 1986-87

**First Team:** Reggie Williams (Georgetown), Charles Smith (Pittsburgh), Jerome Lane (Pittsburgh), Billy Donovan (Providence), Mark Jackson (St. John's), Sherman Douglas (Syracuse).

**Second Team:** Dana Barros (Boston College), Perry McDonald (Georgetown), Mark Bryant (Seton Hall), Rony Seikaly (Syracuse), Harold Jensen (Villanova).

**Third Team:** Derrick Coleman (Syracuse), Greg Monroe (Syracuse), David Kiper (Providence), James Major (Seton Hall), Willie Glass (St. John's).

**All-Freshman Team:** Dwayne Bryant (Georgetown), Mark Tilimon (Georgetown), Derrick Coleman (Syracuse), Tate George (Connecticut), Rod Brookin (Pittsburgh).

**Coach of the Year:** John Thompson (Georgetown)

**Player of the Year:** Reggie Williams (Georgetown)

**Defensive Player of the Year:** Mark Jackson (St. John's)

**Freshman of the Year:** Derrick Coleman (Syracuse)

# All-BIG EAST Honors

## 1985-86

**First Team:** Reggie Williams (Georgetown), Mark Jackson (St. John's), Walter Berry (St. John's), Dwayne Washington (Syracuse), Harold Pressley (Villanova).

**Second Team:** Earl Kelley (Connecticut), David Wingate (Georgetown), Rafael Addison (Syracuse), Rony Seikaly (Syracuse), Wendell Alexis (Syracuse).

**Third Team:** Roger McCreedy (Boston College), Michael Jackson (Georgetown), Demetreus Gore (Pittsburgh), Charles Smith (Pittsburgh), Billy Donovan (Providence).

**All-Freshman Team:** Dana Barros (Boston College), Kenny Wilson (Villanova), Doug West (Villanova), Johnathan Edwards (Georgetown), Phil Gamble (Connecticut).

**Coach of the Year:** Lou Carnesecca (St. John's)

**Player of the Year:** Walter Berry (St. John's)

**Defensive Player of the Year:** Harold Pressley (Villanova)

**Freshman of the Year:** Dana Barros (Boston College)

## 1984-85

**First Team:** Patrick Ewing (Georgetown), Chris Mullin (St. John's), Rafael Addison (Syracuse), Dwayne Washington (Syracuse), Ed Pinckney (Villanova)

**Second Team:** Earl Kelley (Connecticut), Michael Adams (Boston College), Bill Wennington (St. John's), Walter Berry (St. John's), Bill Martin (Georgetown)

**Third Team:** Michael Jackson (Georgetown), Mike Moses (St. John's), Dwayne McClain (Villanova), Andre McCloud (Seton Hall), David Wingate (Georgetown), Charles Smith (Pittsburgh)

**All-Freshman Team:** Skip Barry (Boston College), Charles Smith (Pittsburgh), Mark Bryant (Seton Hall), Michael Brown (Syracuse), Rony Seikaly (Syracuse)

**Coach of the Year:** Lou Carnesecca (St. John's)

**Players of the Year:** Patrick Ewing (Georgetown) and Chris Mullin (St. John's)

**Defensive Player of the Year:** Patrick Ewing (Georgetown)

**Freshman of the Year:** Charles Smith (Pittsburgh)

## 1983-84

**First Team:** Jay Murphy (Boston College), Patrick Ewing (Georgetown), Otis Thorpe (Providence), Chris Mullin (St. John's), Dwayne Washington (Syracuse).

**Second Team:** Michael Adams (Boston College), David Wingate (Georgetown), Ed Pinckney (Villanova), Rafael Addison (Syracuse), Clyde Vaughan (Pittsburgh).

**Third Team:** Michael Jackson (Georgetown), Karl Hobbs (Connecticut), Bill Wennington (St. John's),

Dwayne McClain (Villanova), Harold Pressley (Villanova), Andre McCloud (Seton Hall).

**All-Freshman Team:** Michael Graham (Georgetown), Reggie Williams (Georgetown), Willie Glass (St. John's), Mark Jackson (St. John's), Dwayne Washington (Syracuse).

**Coach of the Year:** Jim Boeheim (Syracuse)

**Players of the Year:** Patrick Ewing (Georgetown) and Chris Mullin (St. John's).

**Defensive Player of the Year:** Patrick Ewing (Georgetown)

**Freshman of the Year:** Dwayne Washington (Syracuse)

## 1982-83

**First Team:** Patrick Ewing (Georgetown), Erich Santifer (Syracuse), Chris Mullin (St. John's), Ed Pinckney (Villanova), John Pinone (Villanova).

**Second Team:** Michael Adams (Boston Coll.), Stewart Granger (Villanova), John Garris (Boston Coll.), Jay Murphy (Boston Coll.), David Russell (St. John's).

**Third Team:** Ron Jackson (Providence), Leo Rautins (Syracuse), Otis Thorpe (Providence), Billy Goodwin (St. John's), Clyde Vaughan (Pittsburgh).

**All-Freshman Team:** Earl Kelley (Connecticut), Michael Jackson (Georgetown), David Wingate (Georgetown), Andre McCloud (Seton Hall), Rafael Addison (Syracuse).

**Coach of the Year:** Lou Carnesecca (St. John's)

**Player of the Year:** Chris Mullin (St. John's)

**Defensive Player of the Year:** Patrick Ewing (Georgetown)

**Freshman of the Year:** Earl Kelley (Connecticut)

## 1981-82

**First Team:** John Bagley (Boston College), Corny Thompson (Connecticut), Eric Floyd (Georgetown), David Russell (St. John's), Dan Callandrillo (Seton Hall), John Pinone (Villanova)

**Second Team:** Erich Santifer (Syracuse), Chris Mullin (St. John's), Stewart Granger (Villanova), Patrick Ewing (Georgetown), Mike McKay (Connecticut).

**Third Team:** Ron Jackson (Providence), Eric Smith (Georgetown), Otis Thorpe (Providence), Tony Bruin (Syracuse), Billy Goodwin (St. John's).

**All-Freshman Team:** Patrick Ewing (Georgetown), Anthony Jones (Georgetown), Chris Mullin (St. John's), Dwayne McClain (Villanova), Ed Pinckney (Villanova).

**Coach of the Year:** Rollie Massimino (Villanova)

**Player of the Year:** Dan Callandrillo (Seton Hall)

**Defensive Player of the Year:** Patrick Ewing (Georgetown)

**Freshman of the Year:** Patrick Ewing (Georgetown)

## THREE-TIME ALL-BIG EAST FIRST TEAM SELECTIONS

Trevon Bluiett, Xavier (2016-18)  
Luke Harangody, Notre Dame (2008-10)  
Troy Bell, Boston College (2001-03)  
Danya Abrams, Boston College (1995-97)  
Kerry Kittles, Villanova (1994-96)  
Lawrence Moten, Syracuse (1993-95)  
Terry Dehere, Seton Hall (1991-93)  
Derrick Coleman, Syracuse (1988-90)  
Sherman Douglas, Syracuse (1987-89)  
Dwayne Washington, Syracuse (1984-86)  
Chris Mullin, St. John's (1983-85)  
Patrick Ewing, Georgetown (1983-85)  
John Pinone, Villanova (1981-83)

## 1980-81

**First Team:** John Bagley (Boston College), Corny Thompson (Connecticut), Eric Floyd (Georgetown), Dan Schayes (Syracuse), John Pinone (Villanova).

**Second Team:** Marty Headd (Syracuse), Dan Callandrillo (Seton Hall), Chuck Aleksinas (Connecticut), Eric Smith (Georgetown), David Russell (St. John's).

**Third Team:** Stewart Granger (Villanova), Dwan Chandler (Boston College), Wayne McKoy (St. John's), Howard McNeil (Seton Hall), Mike McKay (Connecticut), Frank Gilroy (St. John's).

**All-Freshman Team:** Martin Clark (Boston College), Jay Murphy (Boston College), Vern Giscombe (Connecticut), Fred Brown (Georgetown),

Otis Thorpe (Providence), Sir John Collins (Seton Hall).

**Coach of the Year:** Tom Davis (Boston College)

**Player of the Year:** John Bagley (Boston College)

**Freshman of the Year:** Fred Brown (Georgetown)

## 1979-80

**First Team:** John Duren (Georgetown), Craig Shelton (Georgetown), Reggie Carter (St. John's), Roosevelt Bouie (Syracuse), Louis Orr (Syracuse).

**Second Team:** Dan Callandrillo (Seton Hall), Eric Floyd (Georgetown), Wayne McKoy (St. John's), Corny Thompson (Connecticut), David Russell (St. John's).

**Third Team:** Eddie Moss (Syracuse), Marty Headd (Syracuse), Joe Beaulieu (Boston College), Mike McKay (Connecticut), Rudy Williams (Providence).

**All-Freshman Team:** John Bagley (Boston College), Bruce Kuczynski (Connecticut), Ricky Tucker (Providence), David Russell (St. John's), Erich Santifer (Syracuse).

**Coach of the Year:** John Thompson (Georgetown)

**Player of the Year:** John Duren (Georgetown)

**Freshman of the Year:** David Russell (St. John's)

## PLAYER OF THE YEAR

2022-23	Tyler Kolek (Marquette)
2021-22	Collin Gillespie (Villanova)
2020-21	Sandro Mamukelashvili (S. Hall)
	Collin Gillespie (Villanova)
	Jeremiah Robinson-Earl (Villanova)
2019-20	Myles Powell (Seton Hall)
2018-19	Markus Howard (Marquette)
2017-18	Jalen Brunson (Villanova)
2016-17	Josh Hart (Villanova)
2015-16	Kris Dunn (Providence)
2014-15	Kris Dunn (Providence)
	Ryan Arcidiacono (Villanova)
2013-14	Doug McDermott (Creighton)
2012-13	Otto Porter (Georgetown)
2011-12	Jae Crowder (Marquette)
2010-11	Ben Hansbrough (Notre Dame)
2009-10	Wes Johnson (Syracuse)
2008-09	DeJuan Blair (Pittsburgh)
	Hasheem Thabeet (Connecticut)
	Luke Harangody (Notre Dame)
2007-08	Jeff Green (Georgetown)
2006-07	Randy Foye (Villanova)
2005-06	Hakim Warrick (Syracuse)
2004-05	Emeka Okafor (Connecticut)
2003-04	Troy Bell (Boston College)
2002-03	Caron Butler (Connecticut)
2001-02	Brandin Knight (Pittsburgh)
	Troy Bell (Boston College)
2000-01	Troy Murphy (Notre Dame)
	Troy Murphy (Notre Dame)
1999-00	Richard Hamilton (Connecticut)
1998-99	Tim James (Miami)
	Richard Hamilton (Connecticut)
1997-98	Pat Garrity (Notre Dame)
1996-97	Ray Allen (Connecticut)
1995-96	Ray Allen (Connecticut)
1994-95	Kerry Kittles (Villanova)



# All-BIG EAST Honors

1993-94	Donyell Marshall (Connecticut)
1992-93	Terry Dehere (Seton Hall)
1991-92	Alonzo Mourning (Georgetown)
1990-91	Billy Owens (Syracuse)
1989-90	Derrick Coleman (Syracuse)
1988-89	Charles Smith (Georgetown)
1987-88	Charles Smith (Pittsburgh)
1986-87	Reggie Williams (Georgetown)
1985-86	Walter Berry (St. John's)
1984-85	Patrick Ewing (Georgetown)
	Chris Mullin (St. John's)
1983-84	Patrick Ewing (Georgetown)
	Chris Mullin (St. John's)
	Chris Mullin (St. John's)
1982-83	Dan Calandrillo (Seton Hall)
1981-82	John Bagley (Boston College)
1980-81	John Duren (Georgetown)
1979-80	John Duren (Georgetown)

## FRESHMAN OF THE YEAR

2022-23	Cam Whitmore (Villanova)
2021-22	Ryan Nembhard (Creighton)
2020-21	Posh Alexander (St. John's)
2019-20	Jeremiah Robinson-Earl (Villanova)
2018-19	James Akinjo (Georgetown)
2017-18	Omari Spellman (Villanova)
2016-17	Justin Patton (Creighton)
2015-16	Henry Ellenson (Marquette)
2014-15	Angel Delgado (Seton Hall)
2013-14	Billy Garrett, Jr. (DePaul)
2012-13	JaKarr Sampson (St. John's)
2011-12	Moe Harkless (St. John's)
2010-11	Cleveland Melvin (DePaul)
2009-10	Lance Stephenson (Cincinnati)
2008-09	Greg Monroe (Georgetown)
2007-08	DeJuan Blair (Pittsburgh)
	Jonny Flynn (Syracuse)
2006-07	Scottie Reynolds (Villanova)
2005-06	Dominic James (Marquette)
2004-05	Rudy Gay (Connecticut)

2003-04	Chris Taft (Pittsburgh)
2002-03	Carmelo Anthony (Syracuse)
2001-02	Chris Thomas (Notre Dame)
2000-01	Eddie Griffin (Seton Hall)
1999-00	Troy Bell (Boston College)
1998-99	Troy Murphy (Notre Dame)
1997-98	Khalid El-Amin (Connecticut)
1996-97	Tim Thomas (Villanova)
1995-96	James "Scoonie" Penn (Boston Coll.)
1994-95	Allen Iverson (Georgetown)
1993-94	Doron Sheffer (Connecticut)
1992-93	Othella Harrington (Georgetown)
1991-92	Lawrence Moten (Syracuse)
1990-91	Billy Curley (Boston College)
1989-90	Nadav Henefeld (Connecticut)
1988-89	Brian Shorter (Pittsburgh)
1987-88	Sean Miller (Pittsburgh)
1986-87	Derrick Coleman (Syracuse)
1985-86	Dana Barros (Boston College)
1984-85	Charles Smith (Pittsburgh)
1983-84	Dwayne Washington (Syracuse)
1982-83	Earl Kelley (Connecticut)
1981-82	Patrick Ewing (Georgetown)
1980-81	Fred Brown (Georgetown)
1979-80	David Russell (St. John's)

Note: The award was called Rookie of the Year through the 2014-15 season.

## DEFENSIVE PLAYER OF THE YEAR

2022-23	Ryan Kalkbrenner (Creighton)
2021-22	Ryan Kalkbrenner (Creighton)
2020-21	Isaiah Whaley (UConn)
	Posh Alexander (St. John's)
2019-20	Romaro Gill (Seton Hall)
2018-19	Justin Simon (St. John's)
2017-18	Khyri Thomas (Creighton)
2016-17	Khyri Thomas (Creighton)
	Mikal Bridges (Villanova)
	Josh Hart (Villanova)
2015-16	Kris Dunn (Providence)
2014-15	Kris Dunn (Providence)
	Sir'Dominic Pointer (St. John's)
2013-14	Fuquan Edwin (Seton Hall)
2012-13	Gorgui Dieng (Louisville)
2011-12	Fab Melo (Syracuse)
2010-11	Rick Jackson (Syracuse)
2009-10	Hamady Ndiaye (Rutgers)
2008-09	Hasheem Thabeet (Connecticut)
2007-08	Hasheem Thabeet (Connecticut)
2006-07	Jerel McNeal (Marquette)
2005-06	Hilton Armstrong (Connecticut)
2004-05	Josh Boone (Connecticut)
2003-04	Emeka Okafor (Connecticut)

2002-03	Emeka Okafor (Connecticut)
2001-02	John Linehan (Providence)
2000-01	John Linehan (Providence)
1999-00	Etan Thomas (Syracuse)
1998-99	Etan Thomas (Syracuse)
1997-98	Damian Owens (West Virginia)
1996-97	Jason Lawson (Villanova)
1995-96	Allen Iverson (Georgetown)
1994-95	Allen Iverson (Georgetown)
1993-94	Donyell Marshall (Connecticut)
1992-93	Jerry Walker (Seton Hall)
1991-92	Alonzo Mourning (Georgetown)
1990-91	Dikembe Mutombo (Georgetown)
1989-90	Dikembe Mutombo (Georgetown)
	Alonzo Mourning (Georgetown)
1988-89	Alonzo Mourning (Georgetown)
1987-88	Gary Massey (Villanova)
1986-87	Mark Jackson (St. John's)
1985-86	Harold Pressley (Villanova)
1984-85	Patrick Ewing (Georgetown)
1983-84	Patrick Ewing (Georgetown)
1982-83	Patrick Ewing (Georgetown)
1981-82	Patrick Ewing (Georgetown)

## MOST IMPROVED PLAYER

2022-23	Joel Soriano (St. John's)
2021-22	Justin Lewis (Marquette)
2020-21	Julian Champagne (St. John's)
	Zach Freemantle (Xavier)
2019-20	Romaro Gill (Seton Hall)
2018-19	Paul Reed (DePaul)
2017-18	Myles Powell (Seton Hall)
2016-17	Kyron Cartwright (Providence)
2015-16	Ben Bentil (Providence)
2014-15	Sir'Dominic Pointer (St. John's)
2013-14	Darrun Hilliard (Villanova)
	Daniel Ochefu (Villanova)
2012-13	Kadeem Batts (Providence)
	Michael Carter-Williams (Syracuse)
2011-12	Jack Cooley (Notre Dame)
2010-11	Dwight Hardy (St. John's)
2009-10	Ashton Gibbs (Pittsburgh)
2008-09	Dante Cunningham (Villanova)
2007-08	Sam Young (Pittsburgh)
2006-07	Herbert Hill (Providence)
2005-06	Aaron Gray (Pittsburgh)
2004-05	Jared Dudley (Boston College)
	Marcus Williams (Connecticut)
2003-04	Carl Krauser (Pittsburgh)
2002-03	Hakim Warrick (Syracuse)
2001-02	Brandin Knight (Pittsburgh)
2000-01	Preston Shumpert (Syracuse)
	Calvin Bowman (West Virginia)
1999-00	Ricardo Greer (Pittsburgh)
	Shaheen Holloway (Seton Hall)
	Johnny Hemsley (Miami)
1998-99	Johnny Hemsley (Miami)
1997-98	Etan Thomas (Syracuse)
1996-97	Ya Ya Dia (Georgetown)

## SPORTSMANSHIP AWARD

2022-23	Caleb Daniels (Villanova)
2021-22	Donald Carey (Georgetown)
2020-21	Mitch Ballock (Creighton)
2019-20	Kamar Baldwin (Butler)
	Jagan Mosely (Georgetown)
	Ermitt Holt (Providence)
2018-19	Nate Fowler (Butler)
2017-18	Tyler Wideman (Butler)
2016-17	Billy Garrett Jr. (DePaul)
2015-16	Kellen Dunham (Butler)
2014-15	Alex Barlow (Butler)
2013-14	Chris Otule (Marquette)
2012-13	Junior Cadougan (Marquette)
2011-12	Jason Clark (Georgetown)
2010-11	Brad Wanamaker (Pittsburgh)
2009-10	Tory Jackson (Notre Dame)
2008-09	Alex Ruoff (West Virginia)
2007-08	Ronald Ramon (Pittsburgh)
	Darris Nichols (West Virginia)
2006-07	Brandon Jenkins (Louisville)
2005-06	Chris Quinn (Notre Dame)
2004-05	Josh Pace (Syracuse)
2003-04	Jaron Brown (Pittsburgh)
2002-03	Kueth Duany (Syracuse)
2001-02	John Salmons (Miami)

## SIXTH MAN AWARD

2022-23	David Joplin (Marquette)
2021-22	Jared Bynum (Providence)
2020-21	Tyler Polley (UConn)
2019-20	Denzel Mahoney (Creighton)
2018-19	Paul Jorgensen (Butler)
2017-18	Donte DiVincenzo (Villanova)

2016-17	Andrew Rowsey (Marquette)
2015-16	J.P. Macura (Xavier)
2014-15	Josh Hart (Villanova)
2013-14	Davante Gardner (Marquette)
2012-13	Davante Gardner (Marquette)
2011-12	Dion Waiters (Syracuse)
2010-11	Justin Burrell (St. John's)
2009-10	Kris Joseph (Syracuse)
2008-09	Corey Fisher (Villanova)
2007-08	Patrick Ewing, Jr. (Georgetown)

## COACH OF THE YEAR

2022-23	Shaka Smart (Marquette)
2021-22	Ed Cooley (Providence)
2020-21	Mike Anderson (St. John's)
2019-20	Greg McDermott (Creighton)
2018-19	Jay Wright (Villanova)
2017-18	Chris Mack (Xavier)
2016-17	Chris Holtmann (Butler)
2015-16	Kevin Willard (Seton Hall)
	Jay Wright (Villanova)
2014-15	Jay Wright (Villanova)
2013-14	Jay Wright (Villanova)
2012-13	John Thompson III (Georgetown)
2011-12	Stan Heath (USF)
2010-11	Mike Brey (Notre Dame)
2009-10	Jim Boeheim (Syracuse)
2008-09	Jay Wright (Villanova)
2007-08	Mike Brey (Notre Dame)
2006-07	Mike Brey (Notre Dame)
2005-06	Jay Wright (Villanova)
2004-05	Al Skinner (Boston College)
2003-04	Jamie Dixon (Pittsburgh)
2002-03	Louis Orr (Seton Hall)
2001-02	Ben Howland (Pittsburgh)
2000-01	Al Skinner (Boston College)
1999-00	Jim Boeheim (Syracuse)
1998-99	Leonard Hamilton (Miami)
1997-98	Jim Calhoun (Connecticut)
1996-97	John MacLeod (Notre Dame)
1995-96	Jim Calhoun (Connecticut)
	Jim O'Brien (Boston College)
	Leonard Hamilton (Miami)
1994-95	Jim Calhoun (Connecticut)
1993-94	Brian Mahoney (St. John's)
1992-93	John Thompson (Georgetown)
1991-92	Jim Boeheim (Syracuse)
1990-91	Jim Calhoun (Connecticut)
1989-90	P.J. Carlesimo (Seton Hall)
1988-89	P.J. Carlesimo (Seton Hall)
1987-88	John Thompson (Georgetown)
1986-87	Lou Carnesecca (St. John's)
1985-86	Lou Carnesecca (St. John's)
1984-85	Lou Carnesecca (St. John's)
1983-84	Jim Boeheim (Syracuse)
1982-83	Lou Carnesecca (St. John's)
1981-82	Rollie Massimino (Villanova)
1980-81	Tom Davis (Boston College)
1979-80	John Thompson (Georgetown)



# Year-by-Year Standings



## 2022-23

	BIG EAST	OVERALL
Marquette	17-3	29-7
Xavier	15-5	27-10
Creighton	14-6	24-13
Connecticut	13-7	31-8
Providence	13-7	21-12
Villanova	10-10	17-17
Seton Hall	10-10	17-16
St. John's	7-13	18-15
Butler	6-14	14-18
DePaul	3-17	10-23
Georgetown	2-18	7-25

**NCAA:** UConn (National Champion), Creighton (Elite 8), Xavier (Sweet 16), Marquette (Round of 32), Providence. **NIT:** Villanova, Seton Hall.

## 2021-22

	BIG EAST	OVERALL
Providence	14-3	27-6
Villanova	16-4	30-8
Connecticut	13-6	23-10
Creighton	12-7	23-12
Seton Hall	11-8	21-11
Marquette	11-8	19-13
Xavier	8-11	23-13
St. John's	8-11	17-15
DePaul	6-14	15-16
Butler	6-14	14-19
Georgetown	0-19	6-25

**NCAA:** Villanova (Final 4), Providence (Sweet 16), Creighton (Round of 32), UConn, Marquette, Seton Hall. **NIT:** Xavier (Champion)

## 2020-21

	BIG EAST	OVERALL
Villanova	11-4	18-7
Creighton	14-6	22-9
Connecticut	11-6	15-8
St. John's	10-9	16-11
Seton Hall	10-9	14-11
Providence	9-10	13-13
Xavier	6-7	13-8
Georgetown	7-9	13-13
Marquette	8-11	13-14
Butler	8-12	10-15
DePaul	2-13	5-14

**NCAA:** Creighton (Sweet 16), Villanova (Sweet 16), UConn, Georgetown.

## 2019-20

	BIG EAST	OVERALL
Creighton	13-5	24-7
Villanova	13-5	24-7
Seton Hall	13-5	21-9
Providence	12-6	19-12
Butler	10-8	22-9
Marquette	8-10	18-12
Xavier	8-10	19-13
Georgetown	5-13	15-17
St. John's	5-13	17-15
DePaul	3-15	16-16

**No postseason**

## 2018-19

	BIG EAST	OVERALL
Villanova	13-5	26-10
Marquette	12-6	24-10
Seton Hall	9-9	20-14
Xavier	9-9	19-16
Creighton	9-9	20-15
Georgetown	9-9	19-14
St. John's	8-10	21-13
Providence	7-11	18-16
Butler	7-11	16-17
DePaul	7-11	19-17

**NCAA:** Villanova (Round of 32), Marquette, Seton Hall, St. John's. **NIT:** Xavier, Creighton, Georgetown, Providence, Butler. **CBI:** DePaul (2nd).

## 2017-18

	BIG EAST	OVERALL
Xavier	15-3	29-6
Villanova	14-4	36-4
Seton Hall	10-8	22-12
Creighton	10-8	21-12
Providence	10-8	21-14
Butler	9-9	21-14
Marquette	9-9	21-14
Georgetown	5-13	15-15
St. John's	4-14	16-17
DePaul	4-14	11-20

**NCAA:** Xavier (Round of 32), Villanova (National Champion), Seton Hall (Round of 32), Creighton, Providence, Butler (Final 16). **NIT:** Marquette (Quarterfinals).

## 2016-17

	BIG EAST	OVERALL
Villanova	15-3	32-4
Butler	12-6	25-9
Providence	10-8	20-13
Marquette	10-8	19-13
Seton Hall	10-8	21-12
Creighton	10-8	25-10
Xavier	9-9	24-14
St. John's	7-11	14-19
Georgetown	5-13	14-18
DePaul	2-16	9-23

**NCAA:** Villanova, Butler, Providence, Marquette, Seton Hall, Creighton, Xavier (Elite 8).

## 2015-16

	BIG EAST	OVERALL
Villanova	16-2	35-5
Xavier	14-4	28-6
Seton Hall	12-6	25-9
Providence	10-8	24-11
Butler	10-8	22-11
Creighton	9-9	20-15
Marquette	8-10	20-13
Georgetown	7-11	15-18
DePaul	3-15	9-22
St. John's	1-17	8-24

**NCAA:** Villanova (National Champion), Xavier (Round of 32), Butler (Round of 32), Providence (Round of 32), Seton Hall. **NIT:** Creighton (Quarterfinals).

## 2014-15

	BIG EAST	OVERALL
Villanova	16-2	33-3
Georgetown	12-6	22-11
Butler	12-6	23-11
Providence	11-7	22-12
St. John's	10-8	21-12
Xavier	9-9	23-14
DePaul	6-12	12-20
Seton Hall	6-12	16-15
Marquette	4-14	13-19
Creighton	4-14	14-19

**NCAA:** Villanova (Round of 32), Georgetown (Round of 32), Butler (Round of 32), Providence, St. John's, Xavier (Final 16).

## 2013-14

	BIG EAST	OVERALL
Villanova	16-2	29-5
Creighton	14-4	27-8
Xavier	10-8	21-13
Providence	10-8	23-12
St. John's	10-8	20-13
Marquette	9-9	17-15
Georgetown	8-10	18-15
Seton Hall	6-12	17-17
Butler	4-14	14-17
DePaul	3-15	12-21

**NCAA:** Villanova, Creighton, Xavier, Providence. **NIT:** Georgetown, St. John's.

## 2012-13

	BIG EAST	OVERALL
Georgetown	14-4	25-7
Louisville	14-4	35-5
Marquette	14-4	26-9
Pittsburgh	12-6	24-9
Syracuse	11-7	30-10
Notre Dame	11-7	25-10
Villanova	10-8	20-14
Connecticut	10-8	20-10
Providence	9-9	19-15
Cincinnati	9-9	22-12
St. John's	8-10	17-16
Rutgers	5-13	15-16
Seton Hall	3-15	15-18
USF	3-15	12-19
DePaul	2-16	11-21

**NCAA:** Louisville (National Champion), Syracuse (Final Four), Marquette (Final 8), Georgetown, Cincinnati, Notre Dame, Pittsburgh, Villanova.

**NIT:** Providence (Second Round), St. John's.

## 2011-12

	BIG EAST	OVERALL
Syracuse	17-1	34-3
Marquette	14-4	27-8
Notre Dame	13-5	22-12
Cincinnati	12-6	26-11
Georgetown	12-6	24-9
USF	12-6	22-14
Louisville	10-8	30-10
West Virginia	9-9	19-14
Connecticut	8-10	20-14
Seton Hall	8-10	21-13
Rutgers	6-12	14-18
St. John's	6-12	13-19
Pittsburgh	5-13	22-17
Villanova	5-13	13-19
Providence	4-14	15-17
DePaul	3-15	12-19

**NCAA:** Louisville (Final Four), Syracuse (Final 8), Cincinnati (Final 16), Marquette (Final 16), Georgetown (Round of 32), USF (Round of 32), Connecticut, Notre Dame, West Virginia. **NIT:** Seton Hall (Second Round). **CBI:** Pittsburgh (Champion).

# Year-by-Year Standings

## 2010-11

	BIG EAST	OVERALL
Pittsburgh	15-3	28-6
Notre Dame	14-4	27-7
Louisville	12-6	25-10
Syracuse	12-6	27-8
St. John's	12-6	21-12
West Virginia	11-7	21-12
Cincinnati	11-7	26-9
Georgetown	9-9	21-11
Connecticut	10-8	21-11
Villanova	9-9	21-12
Marquette	9-9	22-15
Seton Hall	7-11	13-18
Rutgers	5-13	15-17
Providence	4-14	15-17
USF	3-15	10-23
DePaul	1-17	7-24

**NCAA:** Connecticut (National Champion), Marquette (Final 16), Cincinnati (Round of 32), Notre Dame (Round of 32), Pittsburgh (Round of 32), Syracuse (Round of 32), West Virginia (Round of 32), Georgetown, Louisville, St. John's, Villanova.

## 2009-10

	BIG EAST	OVERALL
Syracuse	15-3	30-5
Pittsburgh	13-5	25-9
West Virginia	13-5	31-7
Villanova	13-5	25-8
Marquette	11-7	22-12
Louisville	11-7	20-13
Notre Dame	10-8	23-12
Georgetown	10-8	23-11
USF	9-9	20-13
Seton Hall	9-9	19-13
Cincinnati	7-11	19-16
Connecticut	7-11	18-16
St. John's	6-12	17-16
Rutgers	5-13	15-17
Providence	4-14	12-19
DePaul	1-17	8-23

**NCAA:** West Virginia (Final 4), Syracuse (Final 16), Pittsburgh (Round of 32), Villanova (Round of 32), Georgetown, Louisville, Marquette, Notre Dame. **NIT:** Connecticut (Second Round), Seton Hall, USF, Cincinnati, St. John's.

## 2008-09

	BIG EAST	OVERALL
Louisville	16-2	31-6
Pittsburgh	15-3	31-5
Connecticut	15-3	31-5
Villanova	13-5	30-8
Marquette	12-6	25-10
Syracuse	11-7	28-10
West Virginia	10-8	23-12
Providence	10-8	19-14
Cincinnati	8-10	18-14
Notre Dame	8-10	21-15
Seton Hall	7-11	17-15
Georgetown	7-11	16-15
St. John's	6-12	16-18
USF	4-14	9-22
Rutgers	2-16	11-21
DePaul	0-18	9-24

**NCAA:** Connecticut (Final 4), Villanova (Final 4), Louisville (Final 8), Pittsburgh (Final 8), Syracuse (Final 16), Marquette, West Virginia. **NIT:** Notre Dame (Final 4), Georgetown, Providence. **CBI:** St. John's.

## 2007-08

	BIG EAST	OVERALL
Georgetown	15-3	28-6
Louisville	14-4	27-9
Notre Dame	14-4	25-8
Connecticut	13-5	24-9
West Virginia	11-7	26-11
Marquette	11-7	25-10
Pittsburgh	10-8	27-10
Villanova	9-9	22-13
Syracuse	9-9	21-14
Cincinnati	8-10	13-18
Seton Hall	7-11	17-15
Providence	6-12	15-16
DePaul	6-12	11-19
St. John's	5-13	11-19
USF	3-15	12-19
Rutgers	3-15	11-20

**NCAA:** Louisville (Final 8), West Virginia (Final 16), Villanova (Final 16), Connecticut, Georgetown, Marquette, Notre Dame, Pittsburgh. **NIT:** Syracuse. **CBI:** Cincinnati.

## 2006-07

	BIG EAST	OVERALL
Georgetown	13-3	30-7
Louisville	12-4	24-10
Pittsburgh	12-4	29-8
Notre Dame	11-5	24-8
Marquette	10-6	24-10
Syracuse	10-6	24-11
West Virginia	9-7	27-9
Villanova	9-7	22-11
DePaul	9-7	20-14
Providence	8-8	18-13
St. John's	7-9	16-15
Connecticut	6-10	17-14
Seton Hall	4-12	13-16
USF	3-13	12-18
Rutgers	3-13	10-19
Cincinnati	2-14	11-19

**NCAA:** Georgetown (Final 4), Pittsburgh (Final 16), Louisville, Marquette, Notre, Dame, Villanova. **NIT:** West Virginia (Champion), DePaul, Providence, Syracuse.

## 2005-06

	BIG EAST	OVERALL
Connecticut	14-2	30-4
Villanova	14-2	28-5
West Virginia	11-5	22-11
Marquette	10-6	20-11
Georgetown	10-6	23-10
Pittsburgh	10-6	25-8
Seton Hall	9-7	18-12
Cincinnati	8-8	21-13
Syracuse	7-9	23-12
Rutgers	7-9	19-14
Louisville	6-10	21-13
Notre Dame	6-10	16-14
Providence	5-11	12-15
DePaul	5-11	12-15
St. John's	5-11	12-15
USF	1-15	7-22

**NCAA:** Connecticut (Final 8), Georgetown (Final 16), Marquette, Pittsburgh, Seton Hall, Syracuse, Villanova (Final 8), West Virginia (Final 16). **NIT:** Cincinnati (Final 8), Louisville (Final 4), Notre Dame, Rutgers.

## 2004-05

	BIG EAST	OVERALL
Boston College	13-3	25-5
Connecticut	13-3	23-8
Syracuse	11-5	27-7
Villanova	11-5	24-8
Pittsburgh	10-6	20-9
Notre Dame	9-7	17-12
Georgetown	8-8	19-13
West Virginia	8-8	24-11
Providence	4-12	14-17
Seton Hall	4-12	12-16
St. John's	3-13	9-18
Rutgers	2-14	10-19

**NCAA:** Boston College, Connecticut, Pittsburgh, Syracuse, Villanova (Final 16); West Virginia (Final 8). **NIT:** Georgetown.

## 2003-04

	BIG EAST	OVERALL
Pittsburgh	13-3	31-5
Connecticut	12-4	33-6
Providence	11-5	20-9
Syracuse	11-5	23-8
Boston College	10-6	24-10
Seton Hall	10-6	24-10
Notre Dame	9-7	19-13
Virginia Tech	7-9	15-14
Rutgers	7-9	20-13
West Virginia	7-9	17-14
Villanova	6-10	18-17
Georgetown	4-12	13-15
Miami	4-12	14-16
St. John's	1-15	6-21

**NCAA:** Connecticut (National Champion), Pittsburgh (Final 16), Syracuse (Final 16), Boston College, Providence, Seton Hall. **NIT:** Rutgers (Runner-up), Notre Dame, Villanova, West Virginia.

## 2002-03

	BIG EAST	OVERALL
<b>EAST DIVISION</b>		
Boston College	10-6	19-12
Connecticut	10-6	23-10
Providence	8-8	18-14
Villanova	8-8	15-16
St. John's	7-9	21-13
Miami	4-12	11-17
Virginia Tech	4-12	12-17
<b>WEST DIVISION</b>		
Syracuse	13-3	30-5
Pittsburgh	13-3	28-5
Seton Hall	10-6	17-13
Notre Dame	10-6	24-10
Georgetown	6-10	19-15
West Virginia	5-11	14-15
Rutgers	4-12	12-16

## 2002-03

**NCAA:** Syracuse (National Champion), Connecticut (Final 16), Notre Dame (Final 16), Pittsburgh (Final 16). **NIT:** St. John's (Champion), Georgetown (Runner-up), Boston College, Providence, Seton Hall, Villanova

# Year-by-Year Standings



## 2001-02

EAST DIVISION	BIG EAST	OVERALL
Connecticut	13-3	27-7
Miami	10-6	24-8
St. John's	9-7	20-12
Boston College	8-8	20-12
Villanova	7-9	19-13
Providence	6-10	15-16
Virginia Tech	4-12	10-18

### WEST DIVISION

Pittsburgh	13-3	29-6
Notre Dame	10-6	22-11
Georgetown	9-7	19-11
Syracuse	9-7	23-13
Rutgers	8-8	18-13
Seton Hall	5-11	12-18
West Virginia	1-15	8-20

**NCAA:** Boston College, Connecticut (Final 8), Miami, Notre Dame, Pittsburgh (Final 16), St. John's. **NIT:** Rutgers, Syracuse (4th), Villanova.

## 2000-01

EAST DIVISION	BIG EAST	OVERALL
Boston College	13-3	27-5
Providence	11-5	21-10
St. John's	8-8	14-15
Miami	8-8	16-13
Villanova	8-8	18-13
Connecticut	8-8	20-12
Virginia Tech	2-14	8-19

### WEST DIVISION

Notre Dame	11-5	20-10
Georgetown	10-6	25-8
Syracuse	10-6	25-9
West Virginia	8-8	17-12
Pittsburgh	7-9	19-14
Seton Hall	5-11	16-15
Rutgers	3-13	11-16

**NCAA:** Boston College, Georgetown (Final 16), Notre Dame, Providence, Syracuse.

**NIT:** Connecticut, Miami, Pittsburgh, Seton Hall, Villanova, West Virginia.

## 1999-00

	BIG EAST	OVERALL
Syracuse	13-3	26-6
Miami	13-3	23-11
St. John's	12-4	25-8
Connecticut	10-6	25-10
Seton Hall	10-6	22-10
Villanova	8-8	20-13
Notre Dame	8-8	22-15
West Virginia	6-10	14-14
Georgetown	6-10	19-15
Rutgers	6-10	15-16
Pittsburgh	5-11	13-15
Providence	4-12	11-19
Boston College	3-13	11-19

**NCAA:** Miami (Final 16), Seton Hall (Final 16), Syracuse (Final 16), Connecticut, St. John's. **NIT:** Notre Dame (runner-up), Georgetown, Rutgers, Villanova.

## 1998-99

	BIG EAST	OVERALL
Connecticut	16-2	34-2
Miami	15-3	23-7
St. John's	14-4	28-9
Villanova	10-8	21-11
Syracuse	10-8	21-12
Rutgers	9-9	19-13
Providence	9-9	16-14
Seton Hall	8-10	15-15
Notre Dame	8-10	14-16
Georgetown	6-12	15-16
Pittsburgh	5-13	14-16
West Virginia	4-14	10-19
Boston College	3-15	6-21

**NCAA:** Connecticut (National Champion), St. John's (Final 8), Miami, Syracuse, Villanova.

**NIT:** Rutgers (2nd Round), Seton Hall, Georgetown, Providence.

## 1997-98

BE 7	BIG EAST	OVERALL
Syracuse	12-6	26-9
Miami	11-7	18-10
Seton Hall	9-9	15-15
Providence	7-11	13-16
Georgetown	6-12	16-15
Rutgers	6-12	14-15
Pittsburgh	6-12	11-16

### BE 6

Connecticut	15-3	32-5
St. John's	13-5	22-10
West Virginia	11-7	24-9
Villanova	8-10	12-17
Notre Dame	7-11	13-14
Boston College	6-12	15-16

**NCAA:** Connecticut (Final 8), Syracuse (Final 16), West Virginia (Final 16), Miami, St. John's.

**NIT:** Georgetown, Seton Hall.

## 1996-97

BE 7	BIG EAST	OVERALL
Georgetown	11-7	20-10
Providence	10-8	24-12
Pittsburgh	10-8	18-15
Syracuse	9-9	19-13
Miami	9-9	16-13
Rutgers	5-13	11-16
Seton Hall	5-13	10-18

### BE 6

Villanova	12-6	24-10
Boston College	12-6	22-9
West Virginia	11-7	21-10
Notre Dame	8-10	16-14
St. John's	8-10	13-14
Connecticut	7-11	18-15

**NCAA:** Providence (Final 8), Boston College, Georgetown, Villanova. **NIT:** Connecticut (3rd), Miami, Notre Dame, Pittsburgh, Syracuse, West Virginia.

## 1995-96

BE 7	BIG EAST	OVERALL
Georgetown	13-5	29-8
Syracuse	12-6	29-9
Providence	9-9	18-12
Miami	8-10	15-13
Seton Hall	7-11	12-16
Rutgers	6-12	9-18
Pittsburgh	5-13	10-17

### BE 6

Connecticut	17-1	32-3
Villanova	14-4	26-7
Boston College	10-8	19-11
West Virginia	7-11	12-15
St. John's	5-13	11-16
Notre Dame	4-14	9-18

**NCAA:** Syracuse (Final Four-2nd), Georgetown (Final 8), Connecticut (Final 16), Boston College, Villanova. **NIT:** Providence.

## 1994-95

	BIG EAST	OVERALL
Connecticut	16-2	28-5
Villanova	14-4	25-8
Syracuse	12-6	20-10
Georgetown	11-7	21-10
Miami	9-9	15-13
Providence	7-11	17-13
Seton Hall	7-11	16-14
St. John's	7-11	14-14
Pittsburgh	5-13	10-18
Boston College	2-16	9-19

**NCAA:** Connecticut (Final 8), Georgetown (Final 16), Syracuse, Villanova. **NIT:** Miami, Providence, St. John's, Seton Hall.

## 1993-94

	BIG EAST	OVERALL
Connecticut	16-2	29-5
Syracuse	13-5	23-7
Boston College	11-7	23-11
Providence	10-8	20-10
Villanova	10-8	20-12
Georgetown	10-8	19-12
Seton Hall	8-10	17-13
Pittsburgh	7-11	13-14
St. John's	5-13	12-17
Miami	0-18	7-20

**NCAA:** Boston College (Final 8), Connecticut (Final 16), Syracuse (Final 16), Georgetown, Seton Hall, Providence. **NIT:** Villanova (1st).

## 1992-93

	BIG EAST	OVERALL
Seton Hall	14-4	28-7
St. John's	12-6	19-11
Syracuse	10-8	20-9
Connecticut	9-9	15-13
Providence	9-9	20-13
Pittsburgh	9-9	17-11
Boston College	9-9	18-13
Georgetown	8-10	20-13
Miami	7-11	10-17
Villanova	3-15	8-19

**NCAA:** Seton Hall, Pittsburgh, St. John's.

**NIT:** Providence (4th), Boston College, Georgetown (2nd), Connecticut.

# Year-by-Year Standings

## 1991-92

	BIG EAST	OVERALL
Seton Hall	12-6	23-9
Georgetown	12-6	22-10
St. John's	12-6	19-11
Villanova	11-7	14-15
Syracuse	10-8	22-10
Connecticut	10-8	20-10
Pittsburgh	9-9	18-16
Boston College	7-11	17-14
Providence	6-12	14-17
Miami	1-17	8-24

**NCAA:** Seton Hall (Final 16), Syracuse, Connecticut St. John's, Georgetown.  
**NIT:** Pittsburgh, Villanova, Boston College.

## 1990-91

	BIG EAST	OVERALL
Syracuse	12-4	26-6
St. John's	10-6	23-9
Connecticut	9-7	20-11
Seton Hall	9-7	25-9
Pittsburgh	9-7	21-12
Georgetown	8-8	19-13
Providence	7-9	19-13
Villanova	7-9	17-15
Boston College	1-15	11-19

**NCAA:** St. John's (Final 8), Seton Hall (Final 8), Connecticut (Final 16), Georgetown, Pittsburgh, Syracuse, Villanova. **NIT:** Providence.

## 1989-90

	BIG EAST	OVERALL
Connecticut	12-4	31-6
Syracuse	12-4	26-7
Georgetown	11-5	24-7
St. John's	10-6	24-10
Villanova	8-8	18-15
Providence	8-8	17-12
Seton Hall	5-11	12-16
Pittsburgh	5-11	12-17
Boston College	1-15	8-20

**NCAA:** Connecticut (Final 8), Georgetown, Providence, St. John's, Syracuse (Final 16), Villanova.

## 1988-89

	BIG EAST	OVERALL
Georgetown	13-3	29-5
Seton Hall	11-5	31-7
Syracuse	10-6	30-8
Pittsburgh	9-7	17-13
Villanova	7-9	18-16
Providence	7-9	18-11
St. John's	6-10	20-13
Connecticut	6-10	18-13
Boston College	3-13	12-17

**NCAA:** Georgetown (Final 8), Pittsburgh, Providence, Seton Hall (Final Four-2nd), Syracuse (Final 8). **NIT:** Connecticut, St. John's (1st), Villanova.

## 1987-88

	BIG EAST	OVERALL
Pittsburgh	12-4	24-7
Syracuse	11-5	26-9
Georgetown	9-7	20-10
Villanova	9-7	24-13
St. John's	8-8	17-12
Seton Hall	8-8	22-13
Boston College	6-10	18-15
Providence	5-11	11-17
Connecticut	4-12	20-14

**NCAA:** Villanova (Final 8), Georgetown, Syracuse, Seton Hall, Pittsburgh, St. John's.  
**NIT:** Connecticut (1st), Boston College (4th).

## 1986-87

	BIG EAST	OVERALL
Syracuse	12-4	31-7
Georgetown	12-4	29-5
Pittsburgh	12-4	25-8
Providence	10-6	25-9
St. John's	10-6	21-9
Villanova	6-10	15-16
Seton Hall	4-12	15-14
Boston College	3-13	11-18
Connecticut	3-13	9-19

**NCAA:** Syracuse (Final Four-2nd), Providence (Final Four), Georgetown (Final 8), Pittsburgh, St. John's. **NIT:** Villanova, Seton Hall.

## 1985-86

	BIG EAST	OVERALL
St. John's	14-2	31-5
Syracuse	14-2	26-6
Georgetown	11-5	24-8
Villanova	10-6	23-14
Providence	7-9	17-14
Pittsburgh	6-10	15-14
Boston College	4-12	13-15
Connecticut	3-13	12-16
Seton Hall	3-13	14-18

**NCAA:** St. John's, Syracuse, Georgetown, Villanova. **NIT:** Pittsburgh, Providence.

## 1984-85

	BIG EAST	OVERALL
St. John's	15-1	31-4
Georgetown	14-2	35-3
Villanova	9-7	25-10
Syracuse	9-7	22-9
Pittsburgh	8-8	17-12
Boston College	7-9	20-11
Connecticut	6-10	13-15
Providence	3-13	11-20
Seton Hall	1-15	10-18

**NCAA:** Villanova (National Champion), Georgetown (Final Four-2nd), St. John's (Final Four), Boston College (Final 16), Pittsburgh, Syracuse.

## 1983-84

	BIG EAST	OVERALL
Georgetown	14-2	34-3
Syracuse	12-4	23-9
Villanova	12-4	19-12
Boston College	8-8	18-12
St. John's	8-8	18-12
Pittsburgh	6-10	18-13
Connecticut	5-11	13-15
Providence	5-11	15-14
Seton Hall	2-14	9-19

**NCAA:** Georgetown (National Champion), St. John's, Syracuse, Villanova. **NIT:** Pittsburgh, Boston College.

## 1982-83

	BIG EAST	OVERALL
Boston College	12-4	25-7
Villanova	12-4	24-8
St. John's	12-4	28-5
Georgetown	11-5	22-10
Syracuse	9-7	21-10
Pittsburgh	6-10	13-15
Connecticut	5-11	12-16
Providence	4-12	12-19
Seton Hall	1-15	6-23

**NCAA:** Boston College, Georgetown, Syracuse, St. John's, Villanova (Final 8).

## 1981-82

	BIG EAST	OVERALL
Villanova	11-3	24-8
Georgetown	10-4	30-7
St. John's	9-5	21-9
Boston College	8-6	22-10
Syracuse	7-7	16-13
Connecticut	7-7	17-11
Seton Hall	2-12	11-16
Providence	2-12	10-17

**NCAA:** Georgetown (Final Four-2nd), Boston College (Final 8), St. John's, Villanova (Final 8). **NIT:** Syracuse, Connecticut.

## 1980-81

	BIG EAST	OVERALL
Boston College	10-4	23-7
Georgetown	9-5	20-12
St. John's	8-6	17-11
Villanova	8-6	20-11
Connecticut	8-6	20-9
Syracuse	6-8	22-12
Seton Hall	4-10	11-16
Providence	3-11	10-18

**NCAA:** Boston College (Final 16), Georgetown, Villanova. **NIT:** Syracuse (2nd), St. John's, Connecticut.

## 1979-80

	BIG EAST	OVERALL
Syracuse	5-1	26-4
Georgetown	5-1	26-6
St. John's	5-1	24-5
Connecticut	3-3	20-9
Boston College	2-4	19-10
Seton Hall	1-5	14-13
Providence	0-6	11-16

**NCAA:** Georgetown (Final 8), St. John's, Syracuse. **NIT:** Boston College, Connecticut.

# Postseason History

BIG EAST



Kelan Martin, Butler

## BUTLER

**NCAA** 62, 97, 98, 00, 01, 03, 07, 08, 09, 10 (FF-2nd), 11 (FF-2nd), 13, 15, 16, 17, 18  
 NCAA Summary: 16 appearances, 25 wins, 15 losses  
**NIT** 58, 59, 85, 91, 92, 99, 02, 06, 19  
 NIT Summary: 9 appearances, 5 wins, 9 losses  
**CBI** 12  
 CBI Summary: 1 appearance, 2 wins 1 loss

## CONNECTICUT

**NCAA** 51, 54, 56, 57, 58, 59, 60, 63, 64, 65, 67, 76, 79, 90, 91, 92, 94, 95, 98, 99 (CH), 00, 02, 03, 04 (CH), 05, 06, 08, 09 (FF), 11 (CH), 12, 14 (CH), 16, 21, 22, 23 (CH)  
 NCAA Summary: 35 appearances, 63 wins, 31 losses  
**NIT** 55, 74, 75, 80, 81, 82, 88, 89, 93, 97, 01, 10, 15  
 NIT Summary: 13 appearances, 15 wins, 12 losses

## CREIGHTON

**NCAA** 41, 62, 64, 74, 75, 78, 81, 89, 91, 99, 00, 01, 02, 03, 05, 07, 12, 13, 14, 17, 18, 22, 23  
 NCAA Summary: 24 appearances, 18 wins, 25 losses  
**NIT** 42, 43, 77, 84, 90, 98, 04, 06, 08, 09, 16, 19  
 NIT Summary: 12 appearances, 9 wins, 12 losses  
**CBI** 11  
 CBI Summary: 1 appearance, 2 wins 1 loss

## DEPAUL

**NCAA** 43 (FF), 53, 56, 59, 60, 65, 76, 78, 79 (FF), 80, 81, 82, 84, 85, 86, 87, 88, 89, 91, 92, 00, 04  
 NCAA Summary: 22 appearances, 21 wins, 25 losses  
**NIT** 40 (FF), 44 (FF-2nd), 45 (CH), 48, 61, 63, 64, 66, 83 (FF-2nd), 90, 94, 95, 99, 03, 05, 07  
 NIT Summary: 16 appearances, 17 wins, 17 losses  
**CBI** 19  
 CBI Summary: 1 appearance, 4 wins, 2 losses

## GEORGETOWN

**NCAA** 43 (2nd), 75, 76, 79, 80 (RR), 81, 82 (FF-2nd), 83, 84 (CH), 85 (FF-2nd), 86, 87 (RR), 88, 89 (RR), 90, 91, 92, 94, 95, 96 (RR), 97, 01, 06, 07 (FF), 08, 10, 11, 12, 13, 15, 21  
 NCAA Summary: 31 appearances, 47 wins, 30 losses  
**NIT** 53, 70, 77, 78 (FF), 93 (2nd), 98, 99, 00, 03 (FF-2nd), 05, 09, 14, 19  
 NIT Summary: 13 appearances, 15 wins, 14 losses

## MARQUETTE

**NCAA** 55 (RR), 59, 61, 68, 69 (RR), 71, 72, 73, 74 (FF-2nd), 75, 76 (RR), 77 (CH), 78, 79, 80, 82, 83, 93, 94, 96, 97, 02, 03 (FF), 06, 07, 08, 09, 10, 11, 12, 13, 17, 19, 22, 23  
 NCAA Summary: 35 appearances, 42 wins, 36 losses  
**NIT** 56, 63, 67 (FF-2nd), 70 (CH), 81, 84, 85, 86, 87, 90, 95 (FF-2nd), 98, 00, 04, 05, 18  
 NIT Summary: 16 appearances, 23 wins, 15 losses

## PROVIDENCE

**NCAA** 64, 65 (RR), 66, 72, 73 (FF-4th), 74, 77, 78, 87 (FF), 89, 90, 94, 97 (RR), 01, 04, 14, 15, 16, 17, 18, 22, 23  
 NCAA Summary: 22 appearances, 17 wins, 23 losses  
**NIT** 59 (FF), 60 (FF-2nd), 61 (CH), 62, 63 (CH), 64, 67, 71 (FF-2nd), 75, 76, 86, 91, 93 (FF), 95, 96, 99, 03, 07, 09, 13, 19  
 NIT Summary: 20 appearances, 32 wins, 21 losses

## ST JOHN'S

**NCAA** 51 (RR), 52 (FF-2nd), 61, 67, 68, 69, 73, 76, 77, 78, 79 (RR), 80, 82, 83, 84, 85 (FF), 86, 87, 88, 90, 91 (RR), 92, 93, 98, 99 (RR), 00, 02, 11, 15, 19  
 NCAA Summary: 30 appearances, 27 wins, 32 losses  
**NIT** 39 (FF), 40, 43 (CH), 44 (CH), 45 (FF), 46, 47, 49, 50 (FF), 51 (FF), 52, 53 (FF-2nd), 58 (FF), 59 (CH), 60, 62 (FF-2nd), 65 (CH), 66, 70 (FF-2nd), 71, 72 (FF), 74, 75 (FF), 81, 89 (CH), 95, 03 (CH), 10, 13, 14  
 NIT Summary: 30 appearances, 47 wins, 32 losses  
**CBI** 09  
 CBI Summary: 1 appearance, 0 wins, 1 loss

## SETON HALL

**NCAA** 88, 89 (FF-2nd), 91 (RR), 92, 93, 94, 00, 04, 06, 16, 17, 18, 19, 22  
 NCAA Summary: 14 appearances, 16 wins, 14 losses  
**NIT** 41 (FF), 51 (4th), 52, 53 (CH), 55, 56, 57, 74, 77, 87, 95, 98, 99, 01, 03, 10, 12, 23  
 NIT Summary: 18 appearances, 7 wins, 20 losses


## VILLANOVA

**NCAA** 39 (FF), 49, 51, 55, 62 (RR), 64, 69, 70 (RR), 71 (FF-2nd), 72, 78 (RR), 80, 81, 82 (RR), 83 (RR), 84, 85 (CH), 86, 88, 90, 91, 95, 96, 97, 99, 05, 06 (RR), 07, 08, 09 (FF), 10, 11, 13, 14, 15, 16 (CH), 17, 18 (CH), 19, 21 (RR), 22 (FF)  
 NCAA Summary: 40 appearances, 69 wins, 37 losses  
 (1971 record voided)

**NIT** 59, 60, 63 (FF), 65 (FF-2nd), 66 (FF), 67, 68, 77 (FF), 87, 89, 92, 94 (CH), 00, 01, 02, 03, 04 (CH), 23  
 NIT Summary: 18 appearances, 24 wins, 18 losses

## XAVIER

**NCAA** 61, 83, 86, 87, 88, 89, 90, 91, 93, 95, 97, 98, 01, 02, 03, 04, 06, 07, 08, 09, 10, 11, 12, 14, 15, 16, 17, 18, 23  
 NCAA Summary: 29 appearances, 30 wins, 29 losses  
**NIT** 56, 57, 58 (CH), 84, 94, 99, 00, 19, 22 (CH)  
 NIT Summary: 9 appearances, 21 wins, 7 losses



Reggie Williams, Georgetown



Walter Berry, St. John's

# Postseason History

## 2022-23

**NCAA Record: 12-4; NIT Record: 0-2**

NCAA	Connecticut	Iona (West Region, First Round, Albany, N.Y.)	W	87-63
		Saint Mary's (West Region, Second Round, Albany, N.Y.)	W	70-55
		Arkansas (West Region, Regional Semifinals, Las Vegas, Nev.)	W	88-65
		Gonzaga (West Region, Regional Final, Las Vegas, Nev.)	W	82-54
		Miami (Final Four, National Semifinal, Houston, Texas)	W	72-59
		San Diego State (Final Four, National Final, Houston, Texas)	W	76-59
NCAA	Creighton	NC State (South Region, First Round, Denver, Colo.)	W	72-63
		Baylor (South Region, Second Round, Denver, Colo.)	W	85-76
		Princeton (South Region, Regional Semifinals, Louisville, Ky.)	W	86-75
		San Diego State (South Region, Regional Final, Louisville, Ky.)	L	57-56
NCAA	Marquette	Vermont (East Region, First Round, Columbus, Ohio)	W	78-61
		Michigan St. (East Region, Second Round, Columbus, Ohio)	L	69-60
NCAA	Providence	Kentucky (East Region, First Round, Greensboro, N.C.)	L	61-53
NIT	Seton Hall	Colorado (First Round, Boulder, Colo.)	L	65-64
NIT	Villanova	Liberty (First Round, Lynchburg, Va.)	L	62-57
NCAA	Xavier	Kennesaw St. (Midwest Region, First Round, Greensboro, N.C.)	W	72-67
		Pittsburgh (Midwest Region, Second Round, Greensboro, N.C.)	W	84-73
		Texas (Midwest Region, Regional Semifinals, Kansas City, Mo.)	L	83-71

**Final 16:** Xavier; **Final 8:** Creighton; **Champion:** Connecticut

## 2021-22

**NCAA Record: 7-6; NIT Record: 5-0**

NCAA	Connecticut	New Mexico State (West Region, First Round, Buffalo, N.Y.)	L	70-63
NCAA	Creighton	San Diego State (Midwest Region, First Round, Fort Worth, Texas)	W	72-69 OT
		Kansas (Midwest Region, Second Round, Fort Worth, Texas)	L	79-72
NCAA	Marquette	North Carolina (East Region, First Round, Fort Worth, Texas)	L	95-63
NCAA	Providence	South Dakota State (Midwest Region, First Round, Buffalo, N.Y.)	W	66-57
		Richmond (Midwest Region, Second Round, Buffalo, N.Y.)	W	79-51
		Kansas (Midwest Region, Regional Semifinals, Chicago, Ill.)	L	66-61
NCAA	Seton Hall	TCU (South Region, First Round, San Diego, Calif.)	L	69-42
NCAA	Villanova	Delaware (South Region, First Round, Pittsburgh, Pa.)	W	80-60
		Ohio State (South Region, Second Round, Pittsburgh, Pa.)	W	71-61
		Michigan (South Region, Regional Semifinals, San Antonio, Texas)	W	63-55
		Houston (South Region, Regional Final, San Antonio, Texas)	W	50-44
		Kansas (Final Four, National Semifinal, New Orleans, La.)	L	81-65
NIT	Xavier	Cleveland State (First Round, Cincinnati, Ohio)	W	72-68
		Florida (Second Round, Cincinnati, Ohio)	W	72-56
		Vanderbilt (Third Round, Cincinnati, Ohio)	W	75-73
		St. Bonaventure (Semifinals, New York, N.Y.)	W	84-77
		Texas A&M (Final, New York, N.Y.)	W	73-72

**Final 16:** Providence; **Final Four:** Villanova

## 2020-21

**NCAA Record: 4-4; NIT Record: 0-0 (All games played in Indianapolis, Ind.)**

NCAA	Creighton	UC-Santa Barbara (West Region, First Round)	W	63-62
		Ohio U. (West Region, Second Round)	W	72-58
		Gonzaga (West Region, Regional Semifinals)	L	69-83
NCAA	Connecticut	Maryland (East Region, First Round)	L	54-63
NCAA	Georgetown	Colorado (East Region, First Round)	L	73-96
NCAA	Villanova	Winthrop (South Region, First Round)	W	73-63
		North Texas (South Region, Second Round)	W	84-61
		Baylor (South Region, Regional Semifinals)	L	69-83

**Final 16:** Creighton, Villanova

**2019-20:** NCAA Tournament canceled.



Marcus Zegarowski,  
Creighton



Donte DiVincenzo,  
Villanova

# Postseason History



Daniel Ochefu, Villanova

## 2018-19

**NCAA Record: 1-4; NIT Record: 3-5; CBI: 4-2**

NIT	Butler	Nebraska (First Round, Lincoln, Neb.)	L	80-76
NIT	Creighton	Loyola-Chicago (First Round, Omaha, Neb.)	W	70-61
		Memphis (Second Round, Omaha, Neb.)	W	79-67
		TCU (Third Round, Fort Worth, Texas)	L	71-58
CBI	DePaul	Central Michigan (First Round, Chicago, Ill.)	W	100-86
		Longwood (Second Round, Chicago, Ill.)	W	97-89
		Coastal Carolina (Semifinals, Chicago, Ill.)	W	92-87
		South Florida (Final, Tampa, Fla.)	L	63-61
		South Florida (Final, Chicago, Ill.)	W	100-96
		South Florida (Final, Chicago, Ill.)	L	77-65
NIT	Georgetown	Harvard (First Round, Washington, D.C.)	L	71-68
NCAA	Marquette	Murray State (First Round, Hartford, Ct.)	L	83-64
NIT	Providence	Arkansas (First Round, Providence, R.I.)	L	84-72
NCAA	St. John's	Arizona State (First Four, Dayton, Ohio)	L	74-65
NCAA	Seton Hall	Wofford (Midwest Region, First Round, Jacksonville, Fla.)	L	84-68
NCAA	Villanova	Saint Mary's (South Region, First Round, Hartford, Ct.)	W	61-57
		Purdue (South Region, Second Round, Hartford, Ct.)	L	87-61
NIT	Xavier	Toledo (First Round, Cincinnati, Ohio)	W	78-64
		Texas (Second Round, Austin, Texas)	L	78-76 OT

## 2017-18

**NCAA Record: 9-5; NIT Record: 2-1**

NCAA	Butler	Arkansas (East Region, First Round, Detroit, Mich.)	W	79-62
		Purdue (East Region, Second Round, Detroit, Mich.)	L	73-76
NCAA	Creighton	Kansas State (South Region, First Round, Charlotte, N.C.)	L	59-69
NIT	Marquette	Harvard (First Round, Milwaukee, Wis.)	W	67-60
		Oregon (Second Round, Milwaukee, Wis.)	W	101-92
		Penn State (Quarterfinal Round, Milwaukee, Wis.)	L	80-85
NCAA	Providence	Texas A&M (West Region, First Round, Charlotte, N.C.)	L	69-73
NCAA	Seton Hall	N.C. State (Midwest Region, First Round, Wichita, Kan.)	W	94-83
		Kansas (Midwest Region, Second Round, Wichita, Kan.)	L	79-83
NCAA	Villanova	Radford (East Region, First Round, Pittsburgh, Pa.)	W	87-61
		Alabama (East Region, Second Round, Pittsburgh, Pa.)	W	81-58
		West Virginia (East Region, Regional Semifinals, Boston, Mass.)	W	90-78
		Texas Tech (East Region, Regional Final, Boston, Mass.)	W	71-59
		Kansas (Final Four, National Semifinal, San Antonio, Tex.)	W	95-79
		Michigan (Final Four, National Final, San Antonio, Tex.)	W	79-62 1st
NCAA	Xavier	Texas Southern (West Region, First Round, Nashville, Tenn.)	W	102-83
		Florida State (West Region, Second Round, Nashville, Tenn.)	L	70-75

**Final 16:** Butler; **Champion:** Villanova

## 2016-17

**NCAA Record: 6-7; NIT Record: 0-0**

NCAA	Butler	Winthrop (South Region, First Round, Milwaukee, Wis.)	W	76-64
		Middle Tennessee State (South Region, Second Rd., Milwaukee, Wis.)	W	74-65
		North Carolina (South Region, Memphis, Tenn.)	L	80-92
NCAA	Creighton	Rhode Island (Midwest Region, First Round, Sacramento, Calif.)	L	72-84
NCAA	Marquette	South Carolina (East Region, First Round, Greenville, S.C.)	L	73-93
NCAA	Providence	USC (First Four, Dayton, Ohio)	L	71-75
NCAA	Seton Hall	Arkansas (South Region, First Round, Greenville, S.C.)	L	71-77
NCAA	Villanova	Mount St. Mary's (East Region, First Round, Buffalo, N.Y.)	W	76-56
		Wisconsin (East Region, Second Round, Buffalo, N.Y.)	L	62-65
NCAA	Xavier	Maryland (West Region, First Round, Orlando, Fla.)	W	76-65
		Florida State (West Region, Second Round, Orlando, Fla.)	W	91-66
		Arizona (West Region, Regional Semifinals, San Jose, Calif.)	W	73-71
		Gonzaga (West Region, Regional Final, San Jose, Calif.)	L	59-83

**Final 8:** Xavier



Trevon Bluiett, Xavier



# Postseason History

## 2015-16

**NCAA Record:** 9-4; **NIT Record:** 2-1

NCAA	Butler	Texas Tech (Midwest Region, First Round, Raleigh, N.C.)	W	71-61
		Virginia (Midwest Region, Second Round, Raleigh, N.C.)	L	69-77
NIT	Creighton	Alabama (First Round, Omaha, Neb.)	W	72-54
		Wagner (Second Round, Omaha, Neb.)	W	87-54
		BYU (Third Round, Provo, Utah)	L	88-82
NCAA	Providence	USC (East Region, First Round, Raleigh, N.C.)	W	70-69
		North Carolina (East Region, Second Round, Raleigh, N.C.)	L	66-85
NCAA	Seton Hall	Gonzaga (West Region, First Round, Denver, Colo.)	L	52-68
NCAA	Villanova	UNC-Asheville (South Region, First Round, Brooklyn, N.Y.)	W	86-56
		Iowa (South Region, Second Round, Brooklyn, N.Y.)	W	87-68
		Miami, Fla. (South Region, Regional Semifinals, Louisville, Ky.)	W	92-69
		Kansas (South Region, Regional Final, Louisville, Ky.)	W	64-59
		Oklahoma (Final Four, National Semifinal, Houston, Texas)	W	95-51
		North Carolina (Final Four, National Final, Houston, Texas)	W	77-74 1st
NCAA	Xavier	Weber State (East Region, First Round, St. Louis, Mo.)	W	71-53
		Wisconsin (East Region, Second Round, St. Louis, Mo.)	L	63-66

**Champion:** Villanova

## 2014-15

**NCAA Record:** 5-6; **NIT Record:** 0-0

NCAA	Butler	Texas (Midwest Region, Second Round, Pittsburgh, Pa.)	W	56-48
		Notre Dame (Midwest Region, Third Round, Pittsburgh, Pa.)	L	64-67 OT
NCAA	Georgetown	Eastern Washington (South Region, Second Round, Portland, Ore.)	W	74-64
		Utah (South Region, Third Round, Portland, Ore.)	L	64-75
NCAA	Providence	Dayton (East Region, Second Round, Columbus, Ohio)	L	53-66
NCAA	St. John's	San Diego State (South Region, Second Round, Charlotte, N.C.)	L	64-76
NCAA	Villanova	Lafayette (East Region, Second Round, Pittsburgh, Pa.)	W	93-52
		North Carolina State (East Region, Third Round, Pittsburgh, Pa.)	L	68-71
NCAA	Xavier	Mississippi (West Region, Second Round, Jacksonville, Fla.)	W	76-57
		Georgia State (West Region, Third Round, Jacksonville, Fla.)	W	75-67
		Arizona (West Region, Regional Semifinals, Los Angeles, Ca.)	L	60-68

**Final 16:** Xavier

## 2013-14

**NCAA Record:** 2-4; **NIT Record:** 1-2


NCAA	Creighton	Louisiana-Lafayette (West Region Second Round, San Antonio, Texas)	W	76-66
		Baylor (West Region, Third Round, San Antonio, Texas)	L	55-85
NIT	Georgetown	West Virginia (First Round, Washington, D.C.)	W	77-65
		Florida State (Second Round, Tallahassee, Fla.)	L	90-101
NCAA	Providence	North Carolina (East Region First Round, San Antonio, Texas)	L	77-79
NIT	St. John's	Robert Morris (First Round, Queens, N.Y.)	L	78-89
NCAA	Villanova	Milwaukee (East Region Second Round, Buffalo, N.Y.)	W	73-53
		Connecticut (East Region Third Round, Buffalo, N.Y.)	L	60-66
NCAA	Xavier	North Carolina State (First Four, Dayton, Ohio)	L	63-68

## 2012-13

**NCAA Record:** 13-7; **NIT Record:** 3-2

NCAA	Cincinnati	Creighton (Midwest Region Second Round, Philadelphia, Pa.)	L	63-67
NCAA	Georgetown	Florida Gulf Coast (South Region Second Round, Philadelphia, Pa.)	L	68-78
NCAA	Louisville	No. Carolina A&T (Midwest Region Second Round, Lexington, Ky.)	W	79-48
		Colorado State (Midwest Region Third Round, Lexington, Ky.)	W	82-56
		Oregon (Midwest Region Regional Semifinals, Indianapolis, Ind.)	W	77-69
		Duke (Midwest Region Final, Indianapolis, Ind.)	W	85-63
		Wichita State (Final Four, National Semifinal, Atlanta, Ga.)	W	72-68
		Michigan (Final Four, National Final, Atlanta, Ga.)	W	82-76
NCAA	Marquette	Davidson (East Region Second Round, Lexington, Ky.)	W	59-58
		Butler (East Region Third Round, Lexington, Ky.)	W	74-72
		Miami, Fla. (East Region Regional Semifinals, Washington, D.C.)	W	71-61
		Syracuse (East Region Regional Final, Washington, D.C.)	L	39-55
NCAA	Notre Dame	Iowa State (West Region Second Round, Dayton, Ohio)	L	58-76
NCAA	Pittsburgh	Wichita State (East Region Second Round, Salt Lake City, Utah)	L	55-73
NIT	Providence	Charlotte (First Round, Providence, R.I.)	W	75-66
		Robert Morris (Second Round, Providence, R.I.)	W	77-68
		Baylor (Quarterfinals, Waco, Texas)	L	68-79
NIT	St. John's	Saint Joseph's (First Round, Philadelphia, Pa.)	W	63-61
		Virginia (Second Round, Charlottesville, Va.)	L	68-50
NCAA	Syracuse	Montana (East Region Second Round, San Jose, Calif.)	W	81-34
		California (East Region Third Round, San Jose, Calif.)	W	66-60
		Indiana (East Region Regional Semifinals, Washington, D.C.)	W	61-50
		Marquette (East Region Regional Finals, Washington, D.C.)	W	55-39
		Michigan (Final Four, National Semifinal, Atlanta, Ga.)	L	56-61
NCAA	Villanova	North Carolina (South Region Second Round, Kansas City, Mo.)	L	71-78

**Final 8:** Marquette; **Final 4:** Syracuse; **Champion:** Louisville




Peyton Siva, Louisville



Gorgui Dieng, Louisville

# Postseason History



Kemba Walker, Connecticut

## 2011-12

**NCAA Record:** 13-9; **NIT Record:** 1-1; **CBI Record:** 6-0

NCAA	Cincinnati	Texas (East Region Second Round, Nashville, Tenn.)	W	65-59
		Florida State (East Region Third Round, Nashville, Tenn.)	W	62-56
		Ohio State (East Region Regional Semifinals, Boston, Mass.)	L	66-81
NCAA	Connecticut	Iowa State (South Region Second Round, Louisville, Ky.)	L	64-77
NCAA	Georgetown	Belmont (Midwest Region Second Round, Columbus, Ohio)	W	74-59
		N.C. State (Midwest Region Third Round, Columbus, Ohio)	L	63-66
NCAA	Louisville	Davidson (West Region Second Round, Portland, Ore.)	W	69-62
		New Mexico (West Region Third Round, Portland, Ore.)	W	59-56
		Michigan State (West Region Regional Semifinals, Phoenix, Ariz.)	W	57-44
		Florida (West Region Final, Phoenix, Ariz.)	W	72-68
		Kentucky (Final Four, National Semifinal, New Orleans, La.)	L	61-69
NCAA	Marquette	BYU (West Region Second Round, Louisville, Ky.)	W	88-68
		Murray State (West Region Third Round, Louisville, Ky.)	W	62-53
		Florida (West Region Regional Semifinals, Phoenix, Ariz.)	L	58-68
NCAA	Notre Dame	Xavier (South Region Second Round, Greensboro, N.C.)	L	63-67
CBI	Pittsburgh	Wofford (First Round, Pittsburgh, Pa.)	W	81-63
		Princeton (Second Round, Pittsburgh, Pa.)	W	82-61
		Butler (Semifinals, Indianapolis, Ind.)	W	68-62 OT
		Washington State (Championship Series, Pullman, Wash.)	L	66-67
		Washington State (Championship Series, Pittsburgh, Pa.)	W	57-53
		Washington State (Championship Series, Pittsburgh, Pa.)	W	71-65
NIT	Seton Hall	Stony Brook (First Round, South Orange, N.J.)	W	63-61
		Massachusetts (Second Round, South Orange, N.J.)	L	67-77
NCAA	Syracuse	UNC Asheville (East Region Second Round, Pittsburgh, Pa.)	W	72-65
		Kansas State (East Region Third Round, Pittsburgh, Pa.)	W	75-59
		Wisconsin (East Region Regional Semifinals, Boston, Mass.)	W	64-63
		Ohio State (East Region Regional Semifinals, Boston, Mass.)	L	70-77
NCAA	South Florida	California (First Four, Dayton, Ohio)	W	65-54
		Temple (Midwest Region Second Round, Nashville, Tenn.)	W	58-44
		Ohio (Midwest Region Third Round, Nashville, Tenn.)	L	56-62
NCAA	West Virginia	Gonzaga (East Region Second Round, Pittsburgh, Pa.)	L	54-77

**Final 16:** Cincinnati, Marquette; **Final 8:** Syracuse; **Final 4:** Louisville

## 2010-11

**NCAA Record:** 13-10

NCAA	Cincinnati	Missouri (West Region Second Round, Washington, D.C.)	W	76-63
		Connecticut (West Region Third Round, Washington, D.C.)	L	58-69
NCAA	Connecticut	Bucknell (West Region Second Round, Washington, D.C.)	W	81-52
		Cincinnati (West Region Third Round, Washington, D.C.)	W	69-58
		San Diego State (West Region Semifinal, Anaheim, Calif.)	W	74-67
		Arizona (West Region Final, Anaheim, Calif.)	W	65-63
		Kentucky (Final Four, National Semifinal, Houston, Texas)	W	56-55
		Butler (Final Four, National Final, Houston, Texas)	W	53-41
NCAA	Georgetown	VCU (Southwest Region Second Round, Chicago, Ill.)	L	56-74
NCAA	Louisville	Morehead State (Southwest Region Second Round, Denver, Colo.)	L	61-62
NCAA	Marquette	Xavier (East Region Second Round, Cleveland, Ohio)	W	66-55
		Syracuse (East Region Third Round, Cleveland, Ohio)	W	66-62
		North Carolina (East Region Semifinal, Newark, N.J.)	L	63-81
NCAA	Notre Dame	Akron (Southwest Region Second Round, Chicago, Ill.)	W	69-56
		Florida State (Southwest Region Third Round, Chicago, Ill.)	L	57-71
NCAA	Pittsburgh	UNC Asheville (Southeast Region Second Round, Washington, D.C.)	W	74-51
		Butler (Southeast Region Third Round, Washington, D.C.)	L	70-71
NCAA	St. John's	Gonzaga (Southeast Region Second Round, Denver, Colo.)	L	71-86
NCAA	Syracuse	Indiana State (East Region Second Round, Cleveland, Ohio)	W	77-60
		Marquette (East Region Third Round, Cleveland, Ohio)	L	62-66
NCAA	Villanova	George Mason (East Region Second Round, Cleveland, Ohio)	L	57-61
NCAA	West Virginia	Clemson (East Region Second Round, Tampa, Fla.)	W	84-76
		Kentucky (East Region Third Round, Tampa, Fla.)	L	63-71

**Final 16:** Marquette; **Champion:** Connecticut



Scottie Reynolds, Villanova

# Postseason History

## 2009-10

**NCAA Record:** 8-8; **NIT Record:** 1-5

NIT	Connecticut	Northeastern (First Round, Storrs, Conn.)	W	59-57
		Virginia Tech (Second Round, Blacksburg, Va.)	L	63-65
	Cincinnati	Dayton (First Round, Cincinnati, Ohio)	L	66-81
NCAA	Georgetown	Ohio (Midwest Region First Round, Providence, R.I.)	L	83-97
NCAA	Louisville	California (South Region First Round, Jacksonville, Fla.)	L	62-77
NCAA	Marquette	Washington (East Region, San Jose, Calif.)	L	78-80
NCAA	Notre Dame	Old Dominion (South Region First Round, New Orleans, La.)	L	50-51
NCAA	Pittsburgh	Oakland (West Region First Round, Milwaukee, Wis.)	W	89-66
		Xavier (West Region Second Round, Milwaukee, Wis.)	L	68-71
NIT	St. John's	Memphis (First Round, Memphis, Tenn.)	L	71-73
NIT	Seton Hall	Texas Tech (First Round, Newark, N.J.)	L	69-87
NIT	USF	North Carolina State (First Round, Tampa, Fla.)	L	57-58
NCAA	Syracuse	Vermont (West Region First Round, Buffalo, N.Y.)	W	79-56
		Gonzaga (West Region Second Round, Buffalo, N.Y.)	W	87-65
		Butler (West Region Semifinal, Salt Lake City, Utah)	L	59-63
NCAA	Villanova	Robert Morris (South Region First Round, Providence, R.I.)	W	73-70 OT
		Saint Mary's (South Region Second Round, Providence, R.I.)	L	68-75
2009-10 (CONT'D)				
NCAA	West Virginia	Morgan State (East Region First Round, Buffalo, N.Y.)	W	77-50
		Missouri (East Region Second Round, Buffalo, N.Y.)	W	68-59
		Washington (East Region Semifinal, Syracuse, N.Y.)	W	69-56
		Kentucky (East Region Final, Syracuse, N.Y.)	W	73-66
		Duke (Final Four, National Semifinal, Indianapolis, Ind.)	L	57-78


**Final 16:** Syracuse; **Final 4:** West Virginia

## 2008-09

**NCAA Record:** 17-7; **NIT Record:** 3-3; **CBI Record:** 0-1

NCAA	Connecticut	Chattanooga (West Region First Round, Philadelphia, Pa.)	W	103-47
		Texas A&M (West Region Second Round, Philadelphia, Pa.)	W	92-66
		Purdue (West Region Semifinal, Glendale, Ariz.)	W	72-60
		Missouri (West Region Final, Glendale, Ariz.)	W	82-75
		Michigan State (Final Four, National Semifinal, Detroit, Mich.)	L	73-82
NIT	Georgetown	Baylor (First Round, Waco, Texas)	L	72-74
NCAA	Louisville	Morehead State (Midwest Region First Round, Dayton, Ohio)	W	74-54
		Siena (Midwest Region Second Round, Dayton, Ohio)	W	79-72
		Arizona (Midwest Region Semifinal, Indianapolis, Ind.)	W	103-64
		Michigan State (Midwest Region Final, Indianapolis, Ind.)	L	52-64
NCAA	Marquette	Utah State (West Region First Round, Boise, Idaho)	W	58-57
		Missouri (West Region Second Round, Boise Idaho)	L	79-83
NIT	Notre Dame	UAB (First Round, Notre Dame, Ind.)	W	70-64
		New Mexico (Second Round, Notre Dame, Ind.)	W	70-68
		Kentucky (Third Round, Notre Dame, Ind.)	W	77-67
		Penn State (Semifinal, New York, N.Y.)	L	59-67
NCAA	Pittsburgh	East Tennessee State (East Region First Round, Dayton, Ohio)	W	71-62
		Oklahoma State (East Region Second Round, Dayton, Ohio)	W	84-76
		Xavier (East Region Semifinal, Boston, Mass.)	W	60-55
		Villanova (East Region Final, Boston, Mass.)	L	76-78
NIT	Providence	Miami (Fla.) (First Round, Providence, R.I.)	L	66-78
CBI	St. John's	Richmond (First Round, Richmond, Va.)	L	65-79
NCAA	Syracuse	Stephen F. Austin (South Region First Round, Miami, Fla.)	W	59-44
		Arizona State (South Region Second Round, Miami, Fla.)	W	78-67
		Oklahoma (South Region Semifinal, Memphis, Tenn.)	L	71-84
NCAA	Villanova	American (East Region First Round, Philadelphia, Pa.)	W	80-67
		UCLA (East Region Second Round, Philadelphia, Pa.)	W	88-69
		Duke (East Region Semifinal, Boston, Mass.)	W	77-54
		Pittsburgh (East Region Final, Boston, Mass.)	W	78-76
		North Carolina (Final Four, National Semifinal, Detroit, Mich.)	L	69-83
NCAA	West Virginia	Dayton (Midwest Region First Round, Minneapolis, Minn.)	L	60-68

**Final 16:** Syracuse; **Final 8:** Louisville, Pittsburgh; **Final 4:** Connecticut, Villanova




David Padgett, Louisville



Roy Hibbert, Georgetown

# Postseason History



Jeff Green, Georgetown

## 2007-08

**NCAA Record:** 11-8; **NIT Record:** 2-1; **CBI Record:** 0-1

CBI	Cincinnati	Bradley (First Round, Peoria, Ill.)	L	67-70
NCAA	Connecticut	San Diego (West Region First Round, Tampa, Fla.)	L	69-70 OT
NCAA	Georgetown	UMBC (Midwest Region First Round, Raleigh, N.C.)	W	66-47
		Davidson (Midwest Region Second Round, Raleigh, N.C.)	L	70-74
NCAA	Louisville	Boise State (East Region First Round, Birmingham, Ala.)	W	79-69
		Oklahoma (East Region Second Round, Birmingham, Ala.)	W	78-48
		Tennessee (East Region Semifinal, Charlotte, N.C.)	W	79-60
		North Carolina (East Region Final, Charlotte, N.C.)	L	73-83
NCAA	Marquette	Kentucky (South Region First Round, Anaheim, Calif.)	W	74-66
		Stanford (South Region Second Round, Anaheim, Calif.)	L	81-82 OT
NCAA	Notre Dame	George Mason (East Region First Round, Denver, Colo.)	W	68-50
		Washington State (East Region Second Round, Denver, Colo.)	L	41-61
NCAA	Pittsburgh	Oral Roberts (South Region First Round, Denver, Colo.)	W	82-63
		Michigan State (South Region Second Round, Denver, Colo.)	L	54-65
NIT	Syracuse	Robert Morris (First Round, Syracuse, N.Y.)	W	87-81
		Maryland (Second Round, Syracuse, N.Y.)	W	88-72
		Massachusetts (Quarterfinal, Syracuse, N.Y.)	L	77-81
NCAA	Villanova	Clemson (Midwest Region First Round, Tampa, Fla.)	W	75-69
		Siena (Midwest Region Second Round, Tampa, Fla.)	W	84-72
		Kansas (Midwest Region Semifinal, Detroit, Mich.)	L	57-72
NCAA	West Virginia	Arizona (West Region First Round, Washington, D.C.)	W	75-65
		Duke (West Region Second Round, Washington, D.C.)	W	73-67
		Xavier (West Region Semifinal, Phoenix, Ariz.)	L	75-79 OT


**Final 16:** Villanova, West Virginia; **Final 8:** Louisville

## 2006-07

**NCAA Record:** 7-6; **NIT Record:** 9-3

NIT	DePaul	Hofstra (West Region, First Round, Chicago, Ill.)	W	83-71
		Kansas State (West Region, Second Round, Manhattan, Kan.)	W	70-65
		Air Force (Quarterfinal Round, USAFA, Colo.)	L	51-52
NCAA	Georgetown	Belmont (East Region First Round, Winston-Salem, N.C.)	W	80-55
		Boston College (East Region Second Round, Winston-Salem, N.C.)	W	62-55
		Vanderbilt (East Region Semifinal, East Rutherford, N.J.)	W	66-65
		North Carolina (East Regional, Regional Final, East Rutherford, N.J.)	W	96-84 OT
		Ohio State (Final Four, National Semifinal, Atlanta, Ga.)	L	60-67
NCAA	Louisville	Stanford (South Region First Round, Lexington, Ky.)	W	78-58
		Texas A&M (South Region Second Round, Lexington, Ky.)	L	69-72
NCAA	Marquette	Michigan State (East Region First Round, Winston-Salem, N.C.)	L	49-61
NCAA	Notre Dame	Winthrop (Midwest Region First Round, Spokane, Wash.)	L	64-74
NCAA	Pittsburgh	Wright State (West Region First Round, Buffalo, N.Y.)	W	79-58
		Virginia Commonwealth (West Region Second Round, Buffalo, N.Y.)	W	84-79 OT
		UCLA (West Region Semifinal, San Jose, Calif.)	L	55-64
NIT	Providence	Bradley (North Region, First Round, Peoria, Ill.)	L	78-90 OT
NIT	Syracuse	South Alabama (South Region, First Round, Syracuse, N.Y.)	W	79-73
		San Diego State (South Region, Second Round, Syracuse, N.Y.)	W	80-64
		Clemson (Quarterfinal Round, Clemson, S.C.)	L	70-74
NCAA	Villanova	Kentucky (West Region First Round, Chicago, Ill.)	L	58-67
NIT	West Virginia	Delaware State (East Region, First Round, Morgantown, W.Va.)	W	74-50
		Massachusetts (East Region, Second Round, Morgantown, W.Va.)	W	90-77
		North Carolina State (Quarterfinal, Morgantown, W.Va.)	W	71-66
		Mississippi State (Semifinal, New York, N.Y.)	W	63-62
		Clemson (Final, New York, N.Y.)	W	78-73

**Final 16:** Pittsburgh; **Final 4:** Georgetown



Randy Foye, Villanova


# Postseason History

## 2005-06

**NCAA Record:** 11-8; **NIT Record:** 7-4

NIT	Cincinnati	Charlotte (First Round, Cincinnati, Ohio)	W	86-80
		Minnesota (Second Round, Cincinnati, Ohio)	W	76-62
		South Carolina (Quarterfinal, Cincinnati, Ohio)	L	62-65
NCAA	Connecticut	Albany (Washington D.C. Region First Round, Philadelphia, Pa.)	W	72-59
		Kentucky (Washington D.C. Region Second Round, Philadelphia, Pa.)	W	87-83
		Washington (Washington D.C. Region Semifinal, Washington D.C.)	W	98-92 OT
		George Mason (Washington D.C. Region Final, Washington D.C.)	L	84-86 OT
NCAA	Georgetown	Northern Iowa (Minneapolis Region First Round, Philadelphia, Pa.)	W	54-49
		Ohio State (Minneapolis Region Second Round, Philadelphia, Pa.)	W	70-52
		Florida (Minneapolis Region Semifinal, Minneapolis, Minn.)	L	53-57
NIT	Louisville	Delaware State (First Round, Louisville, Ky.)	W	71-54
		Clemson (Second Round, Louisville, Ky.)	W	74-68
		Missouri State (Quarterfinal, Louisville, Ky.)	W	74-56
		South Carolina (Semifinal, New York, N.Y.)	L	63-78
NCAA	Marquette	Alabama (Oakland Region First Round, San Diego, Calif.)	L	85-90
NIT	Notre Dame	Vanderbilt (First Round, Notre Dame, Ind.)	W	79-69
		Michigan (Second Round, Ann Arbor, Mich.)	L	84-87 OT
NCAA	Pittsburgh	Kent State (Oakland Region First Round, Auburn Hills, Mich.)	W	79-64
		Bradley (Oakland Region Second Round, Auburn Hills, Mich.)	L	66-72
NIT	Rutgers	Penn State (Opening Round, University Park, Pa.)	W	76-71
		St. Joseph's (First Round, Philadelphia, Pa.)	L	62-71
NCAA	Seton Hall	Wichita State (Washington D.C. Region First Round, Greensboro, N.C.)	L	66-86
NCAA	Syracuse	Texas A&M (Atlanta Region First Round, Jacksonville, Fla.)	L	58-66
NCAA	Villanova	Monmouth (Minneapolis Region First Round, Philadelphia, Pa.)	W	58-45
		Arizona (Minneapolis Region Second Round, Philadelphia, Pa.)	W	82-78
		Boston College (Minneapolis Region Semifinal, Minneapolis, Minn.)	W	60-59 OT
		Florida (Minneapolis Region Final, Minneapolis, Minn.)	L	62-75
		Southern Illinois (Atlanta Region First Round, Auburn Hills, Mich.)	W	64-46
NCAA	West Virginia	NW State (Atlanta Region Second Round, Auburn Hills, Mich.)	W	67-54
		Texas (Atlanta Region Semifinal, Atlanta, Ga.)	L	71-74

**Final 16:** Georgetown, West Virginia; **Final 8:** Connecticut, Villanova




**Ben Gordon, Connecticut**

## 2004-05

**NCAA Record:** 7-6; **NIT Record:** 2-2

NCAA	Boston College	Pennsylvania (Chicago Region, First Round, Cleveland, Ohio)	W	85-65
		Wisconsin-Milw. (Chicago Region, Second Round, Cleveland, Ohio)	L	75-83
NCAA	Connecticut	Central Florida (Syracuse Region, First Round, Worcester, Mass.)	W	77-71
		NC State (Syracuse Region, First Round, Worcester, Mass.)	L	62-65
NIT	Georgetown	Boston University (First Round, Washington, D.C.)	W	64-34
		Cal-State Fullerton (Second Round, Washington, D.C.)	W	74-57
		South Carolina (Quarterfinal, Columbia, S.C.)	L	66-69
NIT	Notre Dame	Holy Cross (First Round, Notre Dame, Ind.)	L	73-78
NCAA	Pittsburgh	Pacific (Albuquerque Region First Round, Boise, Idaho)	L	71-79
NCAA	Syracuse	Vermont (Austin Region, First Round, Worcester, Mass.)	L	57-60
		New Mexico (Syracuse Region, First Round, Nashville, Tenn.)	W	55-47
NCAA	Villanova	Florida (Syracuse Region, Second Round, Nashville, Tenn.)	W	76-65
		North Carolina (Syracuse Region, Regional Semifinal, Syracuse, N.Y.)	L	66-67
		Creighton (Albuquerque Region, First Round, Cleveland, Ohio)	W	63-61
		Wake Forest (Albuquerque Region, Second Round, Cleveland, Ohio)	W	111-105 OT
		Texas Tech (Albuquerque Region, Regional Semifinal, Albuquerque, N.M.)	W	65-60
NCAA	West Virginia	Louisville (Albuquerque Region, Regional Final, Albuquerque, N.M.)	L	85-93 OT

**Final 16:** Villanova; **Final 8:** West Virginia



# Postseason History



## 2003-04

**NCAA Record:** 12-5; **NIT Record:** 10-4 (including two games between BIG EAST teams)

NCAA	Boston College	Utah (St. Louis Region 1st Round, Milwaukee, Wis.)	W,	58-51
		Georgia Tech (St. Louis Region 2nd Round, Milwaukee, Wis.)	L,	54-57
NCAA	Connecticut	Vermont (Phoenix Region 1st Round, Buffalo, N.Y.)	W,	70-53
		DePaul (Phoenix Region 2nd Round, Buffalo, N.Y.)	W,	72-55
		Vanderbilt (Phoenix Region Semifinal, Phoenix, Ariz.)	W,	73-53
		Alabama (Phoenix Region Final, Phoenix, Ariz.)	W,	87-71
		Duke (Final Four, San Antonio, Texas)	W,	79-78
		Georgia Tech (Final Four, San Antonio, Texas)	W,	82-73 1st
NIT	Notre Dame	Purdue (1st Round, Notre Dame, Ind.)	W,	71-59
		Saint Louis (2nd Round, Ft. Wayne, Ind.)	W,	77-66
		Oregon (Quarterfinals, Notre Dame, Ind.)	L,	61-65
NCAA	Pittsburgh	UCF (East Rutherford Region 1st Round, Milwaukee, Wis.)	W,	53-44
		Wisconsin (East Rutherford Region 2nd Round, Milwaukee, Wis.)	W,	59-55
		Oklahoma State (East Rutherford Region Semifinal, E. Rutherford, N.J.)	L,	51-63
NCAA	Providence	Pacific (St. Louis Region 1st Round, Kansas City, Mo.)	L,	58-66
NIT	Rutgers	Temple (1st Round, Piscataway, N.J.)	W,	76-71
		West Virginia (2nd Round, Piscataway, N.J.)	W,	67-64
		Villanova (Quarterfinals, Piscataway, N.J.)	W,	72-60
		Iowa State (Semifinals, MSG, New York, N.Y.)	W,	84-81 OT
		Michigan (Championships, MSG, New York, N.Y.)	L,	55-62 2nd
NCAA	Seton Hall	Arizona (Atlanta Region 1st Round, Raleigh, N.C.)	W,	80-76
		Duke (Atlanta Region 2nd Round, Raleigh, N.C.)	L,	62-90
NCAA	Syracuse	BYU (Phoenix Region 1st Round, Denver, Colo.)	W,	80-75
		Maryland (Phoenix Region 2nd Round, Denver, Colo.)	W,	72-70
		Alabama (Phoenix Region Semifinal, Phoenix, Ariz.)	L,	71-80
NIT	Villanova	Drexel (1st Round, Villanova, Pa.)	L,	70-85
		Virginia (2nd Round, Villanova, Pa.)	W,	72-63
		Rutgers (Quarterfinals, Piscataway, N.J.)	L,	60-72
NIT	West Virginia	Kent State (Opening Round, Kent, Ohio)	W,	65-54
		Rhode Island (1st Round, Morgantown, W.Va.)	W,	79-72
		Rutgers (2nd Round, Piscataway, N.J.)	L,	64-67

**Final 16:** Pittsburgh, Syracuse; **Champion:** Connecticut

## 2002-03


**NCAA Record:** 12-3; **NIT Record:** 12-5 (including two games between BIG EAST teams)

NIT	Boston College	Fairfield (Opening Round, Bridgeport, Conn.)	W	90-78
		Temple (1st Round, Philadelphia, Pa.)	L	62-75
NCAA	Connecticut	BYU (South Region 1st Round, Spokane, Wash.)	W	58-53
		Stanford (South Region 2nd Round, Spokane, Wash.)	W	85-74
		Texas (South Region Semifinal, San Antonio, Texas)	L	78-82
NIT	Georgetown	Tennessee (1st Round, Knoxville, Tenn.)	W	70-60
		Providence (2nd Round, Providence, R.I.)	W	67-58
		North Carolina (Quarterfinals, Chapel Hill, N.C.)	W	79-74
		Minnesota (Semifinals, MSG, New York, N.Y.)	W	88-7
		St. John's (Championship, MSG, New York, N.Y.)	L	67-70 2nd
NCAA	Notre Dame	UW-Milwaukee (West Region 1st Round, Indianapolis, Ind.)	W	70-69


## 2002-03 (CONT'D)

		Illinois (West Region 2nd Round, Indianapolis, Ind.)	W	68-60
		Arizona (West Region Semifinal, Anaheim, Calif.)	L	71-88
NCAA	Pittsburgh	Wagner (Midwest Region 1st Round, Boston, Mass.)	W	87-61
		Indiana (Midwest Region 2nd Round, Boston, Mass.)	W	74-52
		Marquette (Midwest Region Semifinal, Minneapolis, Minn.)	L	74-77
NIT	Providence	Richmond (Opening Round, Richmond, Va.)	W	67-49
		College of Charleston (1st Round, Providence, R.I.)	W	69-64
		Georgetown (2nd Round, Providence, R.I.)	L	58-67
NIT	St. John's	Boston University (1st Round, Jamaica, N.Y.)	W	62-57
		Virginia (2nd Round, Jamaica, N.Y.)	W	73-63
		UAB (Quarterfinals, Jamaica, N.Y.)	W	79-71
		Texas Tech (Semifinals, MSG, New York, N.Y.)	W	64-63
		Georgetown (Championship, MSG, New York, N.Y.)	W	70-67 1st
NIT	Seton Hall	Rhode Island (1st Round, Kingston, R.I.)	L	60-61
NCAA	Syracuse	Manhattan (East Region 1st Round, Boston, Mass.)	W	76-65
		Oklahoma State (East Region 2nd Round, Boston, Mass.)	W	68-56
		Auburn (East Region Semifinal, Albany, N.Y.)	W	79-78
		Oklahoma (East Region Final, Albany, N.Y.)	W	63-47
		Texas (Final Four, New Orleans, La.)	W	95-84
		Kansas (Final Four, New Orleans, La.)	W	81-78 1st
NIT	Villanova	Siena (Opening Round, Albany, N.Y.)	L	59-74

**Final 16:** Connecticut, Notre Dame, Pittsburgh; **Champion:** Syracuse



Mike Sweetney, Georgetown



Shaheen Holloway,  
Seton Hall

# Postseason History

## 2001-02

**NCAA Record:** 6-6; **NIT Record:** 5-4

NCAA	Boston College	Texas (Midwest Region 1st Round, Dallas, Texas)	L	57-70
NCAA	Connecticut	Hampton (East Region 1st Round, Washington, D.C.)	W	78-67
		NC State (East Region 2nd Round, Washington, D.C.)	W	77-74
		Southern Illinois (East Region Semifinal, Syracuse, N.Y.)	W	71-59
		Maryland (East Region Final, Syracuse, N.Y.)	L	82-90
NCAA	Miami	Missouri (West Region 1st Round, Albuquerque, N.M.)	L	80-93
NCAA	Notre Dame	Charlotte (South Region 1st Round, Greenville, S.C.)	W	82-63
		Duke (South Region 2nd Round, Greenville, S.C.)	L	77-84
NCAA	Pittsburgh	Central Connecticut (South Region 1st Round, Pittsburgh, Pa.)	W	71-54
		California (South Region 2nd Round, Pittsburgh, Pa.)	W	63-50
		Kent State (South Region Semifinal, Lexington, Ky.)	L	73-78 OT
NIT	Rutgers	Yale (1st Round, Piscataway, N.J.)	L	65-67
NCAA	St. John's	Wisconsin (East Region 1st Round, Washington, D.C.)	L	70-80
NIT	Syracuse	St. Bonaventure(1st Round, Syracuse, N.Y.)	W	76-66
		Butler (2nd Round, Syracuse, N.Y.)	W	66-65 OT
		Richmond (3rd Round, Richmond, Va.)	W	62-46
		South Carolina (Semifinals, MSG, New York, N.Y.)	L	59-66
		Temple (Consolation, MSG, New York, N.Y.)	L	54-65
NIT	Villanova	Manhattan (1st Round, Villanova, Pa.)	W	84-69
		Louisiana Tech (2nd Round, Villanova, Pa.)	W	67-64
		Temple (3rd Round, Philadelphia, Pa.)	L	57-63

**Final 16:** Pittsburgh; **Final 8:** Connecticut

## 2000-01

**NCAA Record:** 5-5; **NIT Record:** 2-6

NCAA	Boston College	Southern Utah (East Region 1st Round, Uniondale, NY.)	W	68-65
		USC (East Region 2nd Round, Uniondale, N.Y.)	L	71-74
NIT	Connecticut	South Carolina (1st Round, Storrs, Conn.)	W	72-65
		Detroit (2nd Round, Storrs, Conn.)	L	61-67
NCAA	Georgetown	Arkansas (West Region 1st Round, Boise, Idaho)	W	63-61
		Hampton (West Region 2nd Round, Boise, Idaho)	W	76-57
		Maryland (West Region Semifinal, Anaheim, Calif.)	L	66-76
NIT	Miami	Auburn (1st Round, Auburn, Ala.)	L	58-60
NCAA	Notre Dame	Xavier (Midwest Region 1st Round, Kansas City, Mo.)	W	83-71
		Mississippi (Midwest Region 2nd Round, Kansas City, Mo.)	L	56-59
NIT	Pittsburgh	St. Bonaventure (1st Round, Pittsburgh, Pa.)	W	84-75
		Mississippi State (2nd Round, Pittsburgh, Pa.)	L	61-66
NCAA	Providence	Penn State (South Region 1st Round, New Orleans, La.)	L	59-69
NIT	Seton Hall	Alabama (1st Round, Tuscaloosa, Ala.)	L	79-85
NCAA	Syracuse	Hawaii (Midwest Region 1st Round, Dayton, Ohio)	W	79-69
		Kansas (Midwest Region 2nd Round, Dayton, Ohio)	L	58-87
NIT	Villanova	Minnesota (1st Round, Minneapolis, Minn.)	L	78-87
NIT	West Virginia	Richmond (1st Round, Richmond, Va.)	L	56-79

**Final 16:** Georgetown

## 1999-2000


**NCAA Record:** 8-5; **NIT Record:** 6-4

NCAA	Connecticut	Utah State (South Region 1st Round, Birmingham, Ala.)	W	75-67
		Tennessee (South Region 2nd round, Birmingham, Ala.)	L	51-65
NIT	Georgetown	Virginia (1st Round, Charlottesville, Va.)	W	115-111 3OT
		California (2nd Round, Berkeley, Calif.)	L	49-60
NCAA	Miami	Arkansas (South Region 1st Round, Nashville, Tenn.)	W	75-71
		Ohio State (South Region 2nd Round, Nashville, Tenn.)	W	75-62
		Tulsa (South Region Semifinal, Austin, Texas)	L	71-80
NIT	Notre Dame	Michigan (1st Round, Notre Dame, Ind.)	W	75-65
		Xavier (2nd Round, Notre Dame, Ind.)	W	76-64
		BYU (3rd Round, Notre Dame, Ind.)	W	64-52
		Penn State (Semifinals, MSG, New York, N.Y.)	W	73-52
		Wake Forest (Championship, MSG, New York, N.Y.)	L	61-71
NIT	Rutgers	Kent State (1st Round, Kent, Ohio)	L	62-73
NCAA	St. John's	Northern Arizona (West Region 1st Round, Tucson, Ariz.)	W	61-56
		Gonzaga (West Region 2nd Round, Tucson, Ariz.)	L	76-82
NCAA	Seton Hall	Oregon (East Region 1st Round, Buffalo, N.Y.)	W	72-71 OT
		Temple (East Region 2nd Round, Buffalo, N.Y.)	W	67-65 OT
		Oklahoma State (East Region Semifinal, Syracuse, N.Y.)	L	66-6
NCAA	Syracuse	Samford (Midwest Region 1st Round, Cleveland, Ohio)	W	79-65
		Kentucky (Midwest Region 2nd Round, Cleveland, Ohio)	W	52-50
		Mich. State (Midwest Region Semifinal, Auburn Hills, Mich.)	L	58-75
NIT	Villanova	Delaware (1st Round, Villanova, Pa.)	W	72-63
		Kent State (2nd Round, Villanova, Pa.)	L	67-81

**Final 16:** Miami, Seton Hall, Syracuse




Lavar Postell, St. John's



Jason Lawson, Villanova



# Postseason History



Austin Croshere, Providence

## 1998-99

**NCAA Record:** 10-4; **NIT Record:** 1-4

NCAA	Connecticut	Texas-San Antonio (West Region 1st Round, Denver, Colo.)	W	91-66
		New Mexico (West Region 2nd Round, Denver, Colo.)	W	78-56
		Iowa (West Region Semifinal, Phoenix, Ariz.)	W	76-68
		Gonzaga (West Region Final, Phoenix, Ariz.)	W	67-62
		Ohio State (Final Four, St. Petersburg, Fla.)	W	64-58
		Duke (Final Four, St. Petersburg, Fla.)	W	77-74 1st
NIT	Georgetown	Princeton (1st Round, Princeton, N.J.)	L	47-54
NCAA	Miami	Lafayette (East Region 1st Round, Boston, Mass.)	W	75-54
		Purdue (East Region 2nd Round, Boston, Mass.)	L	63-73
NIT	Providence	NC State (1st Round, Raleigh, N.C.)	L	86-92
NIT	Rutgers	Hofstra (1st Round, Piscataway, N.J.)	W	58-45
		Clemson (2nd Round, Piscataway, N.J.)	L	68-78
NCAA	St. John's	Samford (South Region 1st Round, Orlando, Fla.)	W	69-43
		Indiana (South Region 2nd Round, Orlando, Fla.)	W	86-61
		Maryland (South Region Semifinal, Knoxville, Tenn.)	W	76-62
		Ohio State (South Region Final, Knoxville, Tenn.)	L	74-77
NIT	Seton Hall	Old Dominion (1st Round, Norfolk, Va.)	L	56-75
NCAA	Syracuse	Oklahoma St. (South Region 1st Round, Indianapolis, Ind.)	L	61-69
NCAA	Villanova	Mississippi (Midwest Region 1st Round, Milwaukee, Wis.)	L	70-72

**Final 8:** St. John's; **Champion:** Connecticut

## 1997-98

**NCAA Record:** 7-5; **NIT Record:** 1-2

NCAA	Connecticut	Fairleigh Dickinson (East Region 1st Round, Washington, D.C.)	W	93-85
		Indiana (East Region 2nd Round, Washington, D.C.)	W	78-68
		Washington (East Region Semifinal, Greensboro, N.C.)	W	75-74
		North Carolina (East Region Final, Greensboro, N.C.)	L	64-75
NIT	Georgetown	Florida (1st round, Gainesville, Fla.)	W	71-69
		Georgia Tech (2nd Round, Atlanta, Ga.)	L	79-80 OT
NCAA	Miami	UCLA (South Region 1st Round, Atlanta, Ga.)	L	62-65
NCAA	St. John's	Detroit (Midwest Region 1st Round, Chicago, Ill.)	L	64-66
NIT	Seton Hall	Georgia Tech (1st Round, Atlanta, Ga.)	L	78-88
NCAA	Syracuse	Iona (South Region 1st Round, Lexington, Ky.)	W	63-61
		New Mexico (South Region 2nd Round, Lexington, Ky.)	W	56-46
		Duke (South Region Semifinal, St. Petersburg, Fla.)	L	67-80
NCAA	West Virginia	Temple (West Region 1st Round, Boise, Idaho)	W	82-52
		Cincinnati (West Region 2nd Round, Boise, Idaho)	W	75-74
		Utah (West Region Semifinal, Anaheim, Calif.)	L	62-65

**Final 16:** Syracuse, West Virginia; **Final 8:** Connecticut

## 1996-97

**NCAA Record:** 5-4 ; **NIT Record:** 9-6

NCAA	Boston College	Valparaiso (West Region 1st Round, Salt Lake City, Utah)	W	73-66
		St. Joseph's (West Region 2nd Round, Salt Lake City, Utah)	L	77-81 OT
NIT	Connecticut	Iona (1st round, Storrs, Conn.)	W	71-66
		Bradley (2nd round, Storrs, Conn.)	W	63-47
		Nebraska (Quarterfinals, Storrs, Conn.)	W	76-67
		Florida State (Semifinals, MSG, New York, N.Y.)	L	65-71 OT
		Arkansas (Consolation, MSG, New York, N.Y.)	W	74-64
NCAA	Georgetown	Charlotte (West Region 1st Round, Tucson, Ariz.)	L	67-79
NIT	Miami	Michigan (1st round, Ann Arbor, Mich.)	L	73-76
NIT	Notre Dame	Oral Roberts (1st round, Notre Dame, Ind.)	W	74-58
		Texas Christian (2nd round, Notre Dame, Ind.)	W	82-72
		Michigan (Quarterfinals, Notre Dame, Ind.)	L	66-67
NIT	Pittsburgh	New Orleans (1st round, Pittsburgh, Pa.)	W	82-63
		Arkansas (2nd round, Fayetteville, Ark.)	L	71-76
NCAA	Providence	Marquette (Southeast Region 1st Round, Charlotte, N.C.)	W	81-59
		Duke (Southeast Region 2nd Round, Charlotte, N.C.)	W	98-87
		Chattanooga (Southeast Region Semifinal, Birmingham, Ala.)	W	71-65
		Arizona (Southeast Region Final, Birmingham, Ala.)	L	92-96 OT
NIT	Syracuse	Florida State (1st round, Syracuse, N.Y.)	L	67-82
NCAA	Villanova	Long Island (East Region 1st Round, Winston-Salem, N.C.)	W	101-91
		California (East Region 2nd Round, Winston-Salem, N.C.)	L	68-75
NIT	West Virginia	Bowling Green (1st round, Morgantown, W. Va.)	W	98-95
		NC State (2nd round, Raleigh, N.C.)	W	76-73
		Florida State (Quarterfinals, Morgantown, W. Va.)	L	71-76

**Final 8:** Providence



Allen Iverson, Georgetown

# Postseason History

## 1995-96

**NCAA Record:** 12-5 ; **NIT Record:** 1-1

NCAA	Boston College	Indiana (Southeast Region 1st Round, Orlando, Fla.)	W	64-51
		Georgia Tech (Southeast Region 2nd Round, Orlando, Fla.)	L	89-103
NCAA	Connecticut	Colgate (Southeast Region 1st Round, Indianapolis, Ind.)	W	68-59
		Eastern Michigan (Southeast Region 2nd Round, Indianapolis, Ind.)	W	95-81
		Mississippi State (Southeast Region Semifinal, Lexington, Ky.)	L	55-60
NCAA	Georgetown	Mississippi Valley State (East Region 1st Round, Richmond, Va.)	W	93-56
		New Mexico (East Region 2nd Round, Richmond, Va.)	W	73-62
		Texas Tech (East Region Semifinal, Atlanta, Ga.)	W	98-90
		Massachusetts (East Region final, Atlanta, Ga.)	L	62-86
NIT	Providence	Fairfield (1st round, New Haven, Conn.)	W	91-79
		St. Joseph's (2nd round, Providence, R.I.)	L	62-82
NCAA	Syracuse	Montana State (West Region 1st Round, Albuquerque, N.M.)	W	88-55
		Drexel (West Region 2nd Round, Albuquerque, N.M.)	W	69-58
		Georgia (West Region Semifinal, Denver, Colo.)	W	83-81 OT
		Kansas (West Region final, Denver, Colo.)	W	60-57
		Mississippi State (Final Four, East Rutherford, N.J.)	W	77-69
		Kentucky (Final Four, East Rutherford, N.J.)	L	67-76 2nd
NCAA	Villanova	Portland (Midwest Region 1st Round, Milwaukee, Wis.)	W	92-58
		Louisville (Midwest Region 2nd Round, Milwaukee, Wis.)	L	64-68

**Final 16:** Connecticut; **Final 8:** Georgetown; **Championship Game:** Syracuse

## 1994-95

**NCAA Record:** 6-4; **NIT Record:** 1-4


NCAA	Connecticut	Chattanooga (West Region 1st Round, Salt Lake City, Utah)	W	100-71
		Cincinnati (West Region 2nd Round, Salt Lake City, Utah)	W	96-91
		Maryland (West Region Semifinal, Oakland, Calif.)	W	99-89
		UCLA (West Region Final, Oakland, Calif.)	L	96-102
NCAA	Georgetown	Xavier (Southeast Region 1st Round, Tallahassee, Fla.)	W	68-63
		Weber State (Southeast Region 2nd Round, Tallahassee, Fla.)	W	53-51
		North Carolina (Southeast Region Semifinal, Birmingham, Ala.)	L	64-74
NIT	Miami	Penn State (1st Round, State College, Pa.)	L	56-62
NIT	Providence	College of Charleston (1st Round, Providence, R.I.)	W	72-67
		Virginia Tech (2nd Round, Providence, R.I.)	L	78-91
NIT	St. John's	South Florida (1st Round, Tampa, Fla.)	L	67-74
NIT	Seton Hall	Canisius (1st Round, Buffalo, N.Y.)	L	71-83
NCAA	Syracuse	Southern Illinois (Midwest Region 1st Round, Austin, Texas)	W	96-92
		Arkansas (Midwest Region 2nd Round, Austin, Texas)	L	94-96 OT
NCAA	Villanova	Old Dominion (East Region 1st Round, Albany, N.Y.)	L	81-89 3OT

**Final 16:** Georgetown; **Final 8:** Connecticut

## 1992-93

**NCAA Record:** 2-3; **NIT Record:** 9-5 (including one game between BIG EAST teams)

NIT	Boston College	Niagara (1st Round, Niagara, N.Y.)	W	87-83
		Rice (2nd Round, Chestnut Hill, Mass.)	W	101-68
		Providence (3rd Round, Chestnut Hill, Mass.)	L	58-75
NIT	Connecticut	Jackson State (1st Round, Storrs, Conn.)	L	88-90 OT
NIT	Georgetown	Arizona State (1st Round, Tempe, Ariz.)	W	78-68
		UTEP (2nd Round, Washington, D.C.)	W	71-44
		Miami, Ohio (3rd Round, Fairfax, Va.)	W	66-53
		UAB (Semifinals, MSG, New York, N.Y.)	W	45-41
		Minnesota (Championship, MSG, New York, N.Y.)	L	61-62
NCAA	Pittsburgh	Utah (Southeast Region 1st Round, Nashville, Tenn.)	L	65-86
NIT	Providence	James Madison (1st Round, Providence, R.I.)	W	73-61
		West Virginia (2nd Round, Providence, R.I.)	W	68-67
		Boston College (3rd Round, Chestnut Hill, Mass.)	W	75-58
		Minnesota (Semifinals, MSG, New York, N.Y.)	L	60-76
		UAB (Consolation, MSG, New York, N.Y.)	L	52-55
NCAA	St. John's	Texas Tech (East Region 1st Round, Winston-Salem, N.C.)	W	85-67
		Arkansas (East Region 2nd Round, Winston-Salem, N.C.)	L	74-80
NCAA	Seton Hall	Tennessee State (Southeast Region 1st Round, Orlando, Fla.)	W	81-59
		Western Kentucky (Southeast Region 2nd Round, Orlando, Fla.)	L	68-72



Malik Sealy, St. John's



Arturas Karnisovas,  
Seton Hall

# Postseason History



Mark Tillmon, Georgetown

## 1991-92

**NCAA Record:** 4-4; **NIT Record:** 2-3

NIT	Boston College	Southern Illinois (1st Round, Chestnut Hill, Mass.)	W	78-69
		Rhode Island (2nd Round, Chestnut Hill, Mass.)	L	80-81 20T
NCAA	Connecticut	Nebraska (Southeast Region 1st Round, Cincinnati, Ohio)	W	86-65
		Ohio State (Southeast Region 2nd Round, Cincinnati, Ohio)	L	55-78
NCAA	Georgetown	South Florida (West Region 1st Round, Boise, Idaho)	W	75-60
		Florida State (West Region 2nd Round, Boise, Idaho)	L	68-78
NIT	Pittsburgh	Penn State (1st Round, State College, Pa.)	W	67-65
		Florida (2nd Round, Pittsburgh, Pa.)	L	74-77
NCAA	St. John's	Tulane (Southeast Region 1st Round, Atlanta, Ga.)	L	57-61
NCAA	Seton Hall	La Salle (East Region 1st Round, Greensboro, N.C.)	W	78-76
		Missouri (East Region 2nd Round, Greensboro, N.C.)	W	88-71
		Duke (East Region Semifinal, Philadelphia, Pa.)	L	69-81
NCAA	Syracuse	Princeton (East Region 1st Round, Worcester, Mass.)	W	51-43
		Massachusetts (East Region 2nd Round, Worcester, Mass.)	L	71-77 OT
NIT	Villanova	Virginia (1st Round, Villanova, Pa.)	L	80-83
<b>Final 16:</b> Seton Hall				

## 1990-91

**NCAA Record:** 11-7; **NIT Record:** 2-1

NCAA	Connecticut	LSU (Midwest Region 1st Round, Minneapolis, Minn.)	W	79-62
		Xavier (Midwest Region 2nd Round, Minneapolis, Minn.)	W	66-50
		Duke (Midwest Region Semifinal, Pontiac, Mich.)	L	67-81
NCAA	Georgetown	Vanderbilt (West Region 1st Round, Tucson, Ariz.)	W	70-60
		UNLV (West Region 2nd Round, Tucson, Ariz.)	L	54-62
NCAA	Pittsburgh	Georgia (Southeast Region 1st Round, Louisville, Ky.)	W	76-68 OT
		Kansas (Southeast Region 2nd Round, Louisville, Ky.)	L	66-77
NIT	Providence	James Madison (1st Round, Providence, R.I.)	W	98-93 20T
		West Virginia (2nd Round, Providence, R.I.)	W	85-79
		Oklahoma (3rd Round, Providence, R.I.)	L	74-83
NCAA	St. John's	Northern Illinois (Midwest Region 1st Round, Dayton, Ohio)	W	75-68
		Texas (Midwest Region 2nd Round, Dayton, Ohio)	W	84-76
		Ohio State (Midwest Region Semifinal, Pontiac, Mich.)	W	91-74
		Duke (Midwest Region Final, Pontiac, Mich.)	L	61-78
NCAA	Seton Hall	Pepperdine (West Region 1st Round, Salt Lake City, Utah)	W	71-51
		Creighton (West Region 2nd Round, Salt Lake City, Utah)	W	81-69
		Arizona (West Region Semifinal, Seattle, Wash.)	W	81-77
		UNLV (West Region Final, Seattle, Wash.)	L	65-77
NCAA	Syracuse	Richmond (East Region 1st Round, College Park, Md.)	L	69-73
NCAA	Villanova	Princeton (East Region 1st Round, Syracuse, N.Y.)	W	50-48
		North Carolina (East Region 2nd Round, Syracuse, N.Y.)	L	69-84
<b>Final 16:</b> Connecticut; <b>Final 8:</b> St. John's, Seton Hall				



John Morton, Seton Hall

## 1989-90

**NCAA Record:** 7-6

NCAA	Connecticut	Boston University (East Region 1st Round, Hartford, Conn.)	W	76-52
		California (East Region 2nd Round, Hartford, Conn.)	W	74-54
		Clemson (East Region Semifinal, East Rutherford, N.J.)	W	71-70
		Duke (East Region Final, East Rutherford, N.J.)	L	78-79 OT
NCAA	Georgetown	Texas Southern (Midwest Region 1st Round, Indianapolis, Ind.)	W	70-52
		Xavier (Midwest Region 2nd Round, Indianapolis, Ind.)	L	71-74
NCAA	Providence	Ohio State (West Region 1st Round, Salt Lake City, Utah)	L	83-84 OT
NCAA	St. John's	Temple (East Region 1st Round, Atlanta, Ga.)	W	81-65
		Duke (East Region 2nd Round, Atlanta, Ga.)	L	72-76
NCAA	Syracuse	Coppin State (Southeast Region 1st Round, Richmond, Va.)	W	71-48
		Virginia (Southeast Region 2nd Round, Richmond, Va.)	W	63-61
		Minnesota (Southeast Region Semifinal, New Orleans, La.)	L	75-82
NCAA	Villanova	LSU (Southeast Regional, Knoxville, Tenn.)	L	63-70
<b>Final 16:</b> Syracuse; <b>Final 8:</b> Connecticut				

# Postseason History

## 1988-89

**NCAA Record:** 11-5 ; **NIT Record:** 9-2

NIT	Connecticut	Charlotte (1st Round, Charlotte, N.C.)	W	67-62		
		California (2nd Round, Hartford, Conn.)	W	73-72		
		UAB (3rd Round, Storrs, Conn.)	L	79-85		
NCAA	Georgetown	Princeton (East Region 1st Round, Providence, R.I.)	W	50-49		
		Notre Dame (East Region 1st Round, Providence, R.I.)	W	81-74		
		NC State (East Region Semifinal, East Rutherford, N.J.)	W	69-61		
		Duke (East Region Final, East Rutherford, N.J.)	L	77-85		
		Ball State (Midwest Region 1st Round, Indianapolis, Ind.)	L	64-68		
NCAA	Pittsburgh	Virginia (Southeast Region 1st Round, Nashville, Tenn.)	L	97-100		
NCAA	Providence	Mississippi (1st Round, Jamaica, N.Y.)	W	70-67		
NIT	St. John's	Oklahoma State (2nd Round, Jamaica, N.Y.)	W	76-64		
		Ohio State (3rd Round, Columbus, Ohio)	W	83-80 OT		
		UAB (Semifinals, MSG, New York, N.Y.)	W	76-65		
		Saint Louis (Championship, MSG, New York, N.Y.)	W	73-65		
		NCAA	Seton Hall	SW Missouri State (West Region 1st Round, Tucson, Ariz.)	W	60-51
		Evansville (West Region 2nd Round, Tucson, Ariz.)	W	87-73		
		Indiana (West Region Semifinal, Denver, Colo.)	W	78-65		
		UNLV (West Region Final, Denver, Colo.)	W	84-61		
		Duke (Final Four, Seattle, Wash.)	W	95-78		
		Michigan (Final Four, Seattle, Wash.)	L	80-79 OT 2nd		
NCAA	Syracuse	Bucknell (Midwest Region 1st Round, Dallas, Texas)	W	104-81		
		Colorado State (Midwest Region 2nd Round, Dallas, Texas)	W	65-50		
		Missouri (Midwest Region Semifinal, Minneapolis, Minn.)	W	83-80		
		Illinois (Midwest Region Final, Minneapolis, Minn.)	L	86-89		
NIT	Villanova	St. Peter's (1st Round, Villanova, Pa.)	W	76-56		
		Penn State (2nd Round, Villanova, Pa.)	W	76-67		
		Michigan State (3rd Round, Villanova, Pa.)	L	63-70		

**Final 8:** Georgetown, Syracuse; **Final 4:** Seton Hall; **Championship Game:** Seton Hall

## 1987-88

**NCAA Record:** 7-6 ; **NIT Record:** 8-2 (including one game between BIG EAST teams)

NIT	Boston College	Siena (1st Round, Chestnut Hill, Mass.)	W	73-65
		Evansville (2nd Round, Evansville, Ind.)	W	86-81
		Middle Tennessee State (3rd Round, Murfreesboro, Tenn.)	W	78-69
		Connecticut (Semifinals, MSG, New York, N.Y.)	L	67-73
		Colorado State (Consolation, MSG, New York, N.Y.)	L	57-58
NIT	Connecticut	West Virginia (1st Round, Morgantown, W. Va.)	W	62-57
		Louisiana Tech (2nd Round, Hartford, Conn.)	W	65-59
		Virginia Commonwealth (3rd Round, Storrs, Conn.)	W	72-61
		Boston College (Semifinals, MSG, New York, N.Y.)	W	73-67
		Ohio State (Championship, MSG, New York, N.Y.)	W	72-67 1st
		LSU (East Region 1st Round, Hartford, Conn.)	W	66-63
NCAA	Georgetown	Temple (East Region 2nd Round, Hartford, Conn.)	L	53-74
		Eastern Michigan (Midwest Region 1st Round, Lincoln, Neb.)	W	108-90
NCAA	Pittsburgh	Vanderbilt (Midwest Region 2nd Round, Lincoln, Neb.)	L	74-80 OT
		Florida (West Regional 1st Round, Salt Lake City, Utah)	L	59-62
NCAA	St. John's	UTEP (West Region 1st Round, Los Angeles, Calif.)	W	80-64
NCAA	Seton Hall	Arizona (West Region 2nd Round, Los Angeles, Calif.)	L	55-84
		North Carolina A&T (East Region 1st Round, Chapel Hill, Mass.)	W	69-55
NCAA	Syracuse	Rhode Island (East Region 2nd Round, Chapel Hill, N.C.)	W	94-97
		Arkansas (Southeast Region 1st Round, Cincinnati, Ohio)	W	82-74
NCAA	Villanova	Illinois (Southeast Region 2nd Round, Cincinnati, Ohio)	W	66-63
		Kentucky (Southeast Region Semifinal, Birmingham, Ala.)	W	80-74
		Oklahoma (Southeast Region Final, Birmingham, Ala.)	L	59-78

**Final 8:** Villanova

## 1986-87

**NCAA Record:** 14-5 (including two games between BIG EAST teams); **NIT Record:** 0-2


NCAA	Georgetown	Bucknell (Southeast Region 1st Round, Atlanta, Ga.)	W	75-53
		Ohio State (Southeast Region 2nd Round, Atlanta, Ga.)	W	82-79
		Kansas (Southeast Region Semifinal, Louisville, Ky.)	W	70-57
		Providence (Southeast Region Final, Louisville, Ky.)	L	73-88
NCAA	Pittsburgh	Marist (West Region 1st Round, Tucson, Ariz.)	W	93-68
		Oklahoma (West Region 2nd Round, Tucson, Ariz.)	L	93-96
NCAA	Providence	UAB (Southeast Region 1st Round, Birmingham, Ala.)	W	90-68
		Austin Peay (Southeast Region 2nd Round, Birmingham, Ala.)	W	90-87 OT
		Alabama (Southeast Region Semifinal, Louisville, Ky.)	W	103-82
		Georgetown (Southeast Region Final, Louisville, Ky.)	W	88-73
		Syracuse (Final Four, New Orleans, La.)	L	63-77
		NCAA	St. John's	Wichita State (Midwest Region 1st Round, Rosemont, Ill.)
NIT	Seton Hall	DePaul (Midwest Region 2nd Round, Rosemont, Ill.)	L	75-83 OT
		Niagara (1st Round, Buffalo, N.Y.)	L	65-74
NCAA	Syracuse	Georgia Southern (East Region 1st Round, Syracuse, N.Y.)	W	79-73



Doug West, Villanova



Mark Bryant, Seton Hall



Billy Donovan, Providence

# Postseason History



Mark Jackson, St. John's

## 1986-87(CONTINUED)

		Western Kentucky (East Region 2nd Round, Syracuse, N.Y.)	W	104-86
		Florida (East Region Semifinal, East Rutherford, N.J.)	W	87-81
		North Carolina (East Region Final, East Rutherford, N.J.)	W	79-75
		Providence (Final Four, New Orleans, La.)	W	77-63
		Indiana (Final Four, New Orleans, La.)	L	73-74
NIT	Villanova	La Salle (1st Round, Villanova, Pa.)	L	84-86
<b>Final 8:</b> Georgetown; <b>Final 4:</b> Providence, Syracuse; <b>Championship Game:</b> Syracuse				

## 1985-86

**NCAA Record:** 4-4 ; **NIT Record:** 2-2

NCAA	Georgetown	Texas Tech (Midwest Region 1st Round, Dayton, Ohio)	W	70-64
		Michigan State (Midwest Region 2nd Round, Dayton, Ohio)	L	68-80
NIT	Pittsburgh	Southwest Missouri State (1st Round, Springfield, Mo.)	L	53-59
NIT	Providence	Boston University (1st Round, Providence, R.I.)	W	72-69
		George Mason (2nd Round, Providence, R.I.)	W	90-71
		Louisiana Tech (3rd Round, Providence, R.I.)	L	63-64
NCAA	St. John's	Montana State (West Region 1st Round, Long Beach, Calif.)	W	83-74
		Auburn (West Region 2nd Round, Long Beach, Calif.)	L	65-81
NCAA	Syracuse	Brown (East Region 1st Round, Syracuse, N.Y.)	W	101-52
		Navy (East Region 2nd Round, Syracuse, N.Y.)	L	85-97
NCAA	Villanova	Virginia Tech (Southeast Region 1st Round, Baton Rouge, La.)	W	71-62
		Georgia Tech (Southeast Region 2nd Round, Baton Rouge, La.)	L	61-66

## 1984-85

**NCAA Record:** 18-5 (including two games between BIG EAST teams)

NCAA	Boston College	Texas Tech (Midwest Region 1st Round, Houston)	W	55-53
		Duke (Midwest Region 2nd Round, Houston)	W	74-73
		Memphis State (Midwest Region Semifinal, Dallas, Texas)	L	57-59
NCAA	Georgetown	Lehigh (East Region 1st Round, Hartford, Conn.)	W	68-43
		Temple (East Region 2nd Round, Hartford, Conn.)	W	63-46
		Loyola (East Region Semifinal, Providence, R.I.)	W	65-53
		Georgia Tech (East Region Final, Providence, R.I.)	W	60-54
		St. John's (Final Four, Lexington, Ky.)	W	77-59
		Villanova (Final Four, Lexington, Ky.)	L	64-66
NCAA	Pittsburgh	Louisiana Tech (Midwest Region 1st Round, Tulsa, Okla.)	L	54-78
NCAA	St. John's	Southern (West Region 1st Round, Salt Lake City, Utah)	W	83-59
		Arkansas (West Region 2nd Round, Salt Lake City, Utah)	W	68-65
		Kentucky (West Region Semifinal, Denver, Colo.)	W	86-70
		NC State (West Region Final, Denver, Colo.)	W	69-60
		Georgetown (Final Four, Lexington, Ky.)	L	59-77
NCAA	Syracuse	DePaul (East Region 1st Round, Atlanta, Ga.)	W	70-65
		Georgia Tech (East Region 2nd Round, Atlanta, Ga.)	L	53-70
NCAA	Villanova	Dayton (Southeast Region 1st Round, Dayton, Ohio)	W	51-49
		Michigan (Southeast Region 2nd Round, Dayton, Ohio)	W	59-55
		Maryland (Southeast Region Semifinal, Birmingham, Ala.)	W	46-43
		North Carolina (Southeast Region Final, Birmingham, Ala.)	W	56-44
		Memphis State (Final Four, Lexington, Ky.)	W	52-45
		Georgetown (Final Four, Lexington, Ky.)	W	66-64
<b>Final 16:</b> Boston College; <b>Final 4:</b> St. John's; <b>Championship Game:</b> Georgetown, Villanova; <b>Champion:</b> Villanova				



Reggie Williams, Georgetown

## 1983-84

**NCAA Record:** 7-3 ; **NIT Record:** 3-2

NIT	Boston College	St. Joseph's (1st Round, Philadelphia, Pa.)	W	76-63
		Notre Dame (2nd Round, Chestnut Hill, Mass.)	L	52-66
NCAA	Georgetown	SMU (West Region 2nd round, Pullman, Wash.)	W	37-36
		UNLV (West Region Semifinal, Los Angeles, Calif.)	W	62-48
		Dayton (West Region Final, Los Angeles, Calif.)	W	61-49
		Kentucky (Final Four, Seattle, Wash.)	W	53-40
		Houston (Final Four, Seattle, Wash.)	W	84-75
NIT	Pittsburgh	La Salle (1st Round, Philadelphia, Pa.)	W	95-91
		Florida State (2nd Round, Greensboro, N.C.)	W	66-63
		Notre Dame (3rd Round, Pittsburgh, Pa.)	L	64-72
NCAA	St. John's	Temple (East Region 1st Round, Charlotte, N.C.)	L	63-65
NCAA	Syracuse	VCU (East Region 2nd round, East Rutherford, N.J.)	W	78-63
		Virginia (East Region Semifinal, Atlanta, Ga.)	L	55-63
NCAA	Villanova	Marshall (Mideast Region 1st Round, Milwaukee, Wis.)	W	84-72
		Illinois (Mideast Region 2nd Round, Milwaukee, Wis.)	L	56-64
<b>Final 16:</b> Syracuse; <b>Champion:</b> Georgetown				

# Postseason History

## 1982-83

**NCAA Record:** 6-5

NCAA	Boston College	Princeton (West Region 2nd Round, Corvallis, Ore.)	W	51-42
		Virginia (West Region Semifinal, Ogden, Utah)	L	92-95
NCAA	Georgetown	Alcorn State (Mideast Region 1st Round, Louisville, Ky.)	W	68-63
		Memphis State (Mideast Region 2nd Round, Louisville, Ky.)	L	57-66
NCAA	St. John's	Rutgers (East Region 2nd Round, Hartford, Conn.)	W	66-55
		Georgia (East Region Semifinal, Syracuse, N.Y.)	L	67-70
NCAA	Syracuse	Morehead State (East Region 1st Round, Hartford, Conn.)	W	74-59
		Ohio State (East Region 2nd Round, Hartford, Conn.)	L	74-79
NCAA	Villanova	Lamar (Midwest Region 2nd Round, Houston, Texas)	W	60-58
		Iowa (Midwest Region Semifinal, Kansas City, Mo.)	W	55-54
		Houston (Midwest Region Final, Kansas City, Mo.)	L	71-89

**Final 16:** Boston College, St. John's; **Final 8:** Villanova

## 1981-82

**NCAA Record:** 10-4 ; **NIT Record:** 1-2

NCAA	Boston College	San Francisco (Midwest Region 1st Round, Dallas, Texas)	W	80-66
		DePaul (Midwest Region 2nd Round, Dallas, Texas)	W	82-75
		Kansas State (Midwest Region Semifinal, St. Louis, Mo.)	W	69-65
		Houston (Midwest Region Final, St. Louis, Mo.)	L	92-99
NIT	Connecticut	Dayton (1st Round, Dayton, Ohio)	L	75-76 OT
NCAA	Georgetown	Wyoming (West Region 2nd Round, Logan, Utah)	W	51-43
		Fresno State (West Region Semifinal, Provo, Utah)	W	58-40
		Oregon State (West Region Final, Provo, Utah)	W	69-45
		Louisville (Final Four, New Orleans, La.)	W	50-46
		North Carolina (Final Four, New Orleans, La.)	L	62-63 2nd
NCAA	St. John's	Penn (East Region 1st Round, Uniondale, N.Y.)	W	66-56
		Alabama (East Region 2nd Round, Uniondale, N.Y.)	L	68-69
NIT	Syracuse	St. Peter's (1st Round, Syracuse, N.Y.)	W	84-75
		Bradley (2nd Round, Syracuse, N.Y.)	L	81-95
NCAA	Villanova	Northeastern (East Region 2nd Round, Uniondale, N.Y.)	W	76-72 3OT
		Memphis State (East Region Semifinal, Raleigh, N.C.)	W	70-66 OT
		North Carolina (East Region Final, Raleigh, N.C.)	L	60-70

**Final 8:** Boston College, Villanova; **Final 4:** Georgetown; **Championship Game:** Georgetown

## 1980-81

**NCAA Record:** 3-3 ; **NIT Record:** 5-3

NCAA	Boston College	Ball State (Mideast Region 1st Round, Tuscaloosa, Ala.)	W	93-90
		Wake Forest (Mideast Regional, 2nd Round, Tuscaloosa, Ala.)	W	67-64
		St. Joseph's (Mideast Region Semifinal, Bloomington, Ind.)	L	41-42
NIT	Connecticut	South Florida (1st Round, Tampa, Fla.)	W	65-55
		Minnesota (2nd Round, Hartford, Conn.)	L	66-84
NCAA	Georgetown	James Madison (East Region 1st Round, Providence, R.I.)	L	55-61
NIT	St. John's	Alabama (1st Round, Jamaica, N.Y.)	L	69-73 OT
NIT	Syracuse	Marquette (1st Round, Syracuse, N.Y.)	W	88-81
		Holy Cross (2nd Round, Syracuse, N.Y.)	W	77-57
		Michigan (3rd Round, Syracuse, N.Y.)	W	91-76
		Purdue (Semifinals, MSG, New York, N.Y.)	W	70-63
		Tulsa (Championship, MSG, New York, N.Y.)	L	84-86 OT 2nd
NCAA	Villanova	Houston (East Region 1st Round, Charlotte, N.C.)	W	90-72
		Virginia (East Region 2nd Round, Charlotte, N.C.)	L	50-54


**Final 16:** Boston College

## 1979-80


**NCAA Record:** 3-3 ; **NIT Record:** 1-2

NIT	Boston College	Boston University (1st Round, Chestnut Hill, Mass.)	W	95-74
		Virginia (2nd Round, Charlottesville, Va.)	L	55-57
NIT	Connecticut	St. Peter's (1st Round, Storrs, Conn.)	L	56-71
NCAA	Georgetown	Iona (East Region 2nd Round, Providence, R.I.)	W	74-71
		Maryland (East Region Semifinal, Philadelphia, Pa.)	W	74-68
		Iowa (East Region Final, Philadelphia, Pa.)	L	80-81
NCAA	St. John's	Purdue (Midwest Region 2nd Round, West Lafayette, Ind.)	L	72-87
NCAA	Syracuse	Villanova (East Region 2nd Round, Providence, R.I.)	W	97-83
		Iowa (East Region Semifinal, Philadelphia, Pa.)	L	77-88

**Final 16:** Syracuse; **Final 8:** Georgetown



Eric Floyd, Georgetown



Willie Glass, St. John's

# Postseason Awards

## CONSENSUS ALL-AMERICA

Teams used for consensus selections: Associated Press, 1948-2012; United Press International, 1949-97; National Association of Basketball Coaches, 1957-2012; U.S. Basketball Writers Association, 1960-2012. Sporting News 1943-46, 1997-2012.

- 2020 Markus Howard (Marquette), 1st Team  
Myles Powell, (Seton Hall), 1st Team
- 2019 Markus Howard (Marquette), 2nd Team
- 2018 Jalen Brunson (Villanova), 1st Team  
Trevon Bluiett (Xavier), 2nd Team
- 2017 Josh Hart (Villanova), 1st Team
- 2016 Kris Dunn (Providence), 2nd Team
- 2014 Doug McDermott (Creighton), 1st Team
- 2013 Otto Porter (Georgetown), 1st Team
- 2012 Kevin Jones (West Virginia), 2nd Team
- 2011 Kemba Walker (Connecticut), 1st Team\*  
Ben Hansbrough (Notre Dame), 2nd Team
- 2010 Wes Johnson (Syracuse), 1st Team  
Scottie Reynolds (Villanova), 1st Team\*  
Luke Harangody (Notre Dame), 2nd Team
- 2009 DeJuan Blair (Pittsburgh), 1st Team  
Luke Harangody (Notre Dame), 2nd Team  
Hasheem Thabeet (Connecticut), 2nd Team
- 2008 Luke Harangody (Notre Dame), 2nd Team
- 2006 Randy Foye (Villanova), 1st Team\*  
Rudy Gay (Connecticut), 2nd Team  
Allan Ray (Villanova), 2nd Team
- 2005 Hakim Warrick (Syracuse), 2nd Team
- 2004 Ryan Gomes (Providence), 1st Team  
Emeka Okafor (Connecticut), 1st Team
- 2003 Carmelo Anthony (Syracuse), 2nd Team  
Troy Bell (Boston College), 2nd Team
- 2000 Troy Murphy (Notre Dame), 1st Team
- 2001 Troy Murphy (Notre Dame), 1st Team  
Troy Bell (Boston College), 2nd Team  
Michael Bradley (Villanova), 2nd Team
- 2000 Troy Murphy (Notre Dame), 1st Team
- 1999 Richard Hamilton (Connecticut), 1st team
- 1998 Pat Garrity (Notre Dame), 2nd Team  
Richard Hamilton (Connecticut), 2nd Team
- 1996 Ray Allen (Connecticut), 1st team  
Allen Iverson (Georgetown), 1st team  
Kerry Kittles (Villanova), 1st team  
John Wallace (Syracuse), 2nd team
- 1994 Donyell Marshall (Connecticut), 1st team
- 1993 Terry Dehere (Seton Hall), 2nd team
- 1992 Alonzo Mourning (Georgetown), 1st team
- 1991 Billy Owens (Syracuse), 1st team
- 1990 Derrick Coleman (Syracuse), 1st team  
Alonzo Mourning (Georgetown), 2nd team
- 1989 Sherman Douglas (Syracuse), 2nd team
- 1988 Rony Seikaly (Syracuse), 2nd team  
Jerome Lane (Pittsburgh), 2nd team
- 1987 Reggie Williams (Georgetown), 1st team  
Mark Jackson (St. John's), 2nd team
- 1986 Walter Berry (St. John's), 1st team
- 1985 Chris Mullin (St. John's), 1st team  
Patrick Ewing (Georgetown), 1st team  
Dwayne Washington (Syracuse), 2nd team
- 1984 Patrick Ewing (Georgetown), 1st team  
Chris Mullin (St. John's), 2nd team
- 1983 Patrick Ewing (Georgetown), 1st team
- 1982 Eric Floyd (Georgetown), 1st team

## NCAA POSTGRADUATE SCHOLARSHIP

- 2006 Joe Herber (West Virginia)
- 1986 Joey David (Pittsburgh)
- 1983 John Pinone (Villanova)
- 1981 Frank Gilroy (St. John's),  
Dan Schayes (Syracuse)
- 1980 James Sweeney (Boston College)

## EASTMAN AWARD

- 1985 Patrick Ewing (Georgetown)
- 1986 Walter Berry (St. John's)

## JOHN WOODEN AWARD

- 2018 Jalen Brunson (Villanova)
- 2014 Doug McDermott (Creighton)
- 1986 Walter Berry (St. John's)
- 1985 Chris Mullin (St. John's)

## AP PLAYER OF THE YEAR

- 2018 Jalen Brunson (Villanova)
- 2014 Doug McDermott (Creighton)
- 1986 Walter Berry (St. John's)
- 1985 Patrick Ewing (Georgetown)

## UPI PLAYER OF THE YEAR

- 1986 Walter Berry (St. John's)
- 1985 Chris Mullin (St. John's)

## NABC PLAYER OF THE YEAR

- 2018 Jalen Brunson (Villanova)
- 2014 Doug McDermott (Creighton)
- 2004 Emeka Okafor (Connecticut)
- 1986 Walter Berry (St. John's)
- 1985 Patrick Ewing (Georgetown)

## USBWA PLAYER OF THE YEAR

- 2018 Jalen Brunson (Villanova)
- 2014 Doug McDermott (Creighton)
- 1986 Walter Berry (St. John's)
- 1985 Chris Mullin (St. John's)

## USBWA MOST

### COURAGEOUS ATHLETE

- 1999 Jacky Kaba (Seton Hall)
- 1994 Orlando Antigua (Pittsburgh)
- 1991 Eric Murdock (Providence)

## BASKETBALL WEEKLY

### PLAYER OF THE YEAR

- 1985 Patrick Ewing (Georgetown)
- 1986 Walter Berry (St. John's)

## BASKETBALL TIMES

### PLAYER OF THE YEAR

- 1990 Derrick Coleman (Syracuse)
- 1985 Patrick Ewing (Georgetown)

## SPORTING NEWS

### PLAYER OF THE YEAR

- 2018 Jalen Brunson (Villanova)
- 2014 Doug McDermott (Creighton)
- 1986 Walter Berry (St. John's)
- 1985 Patrick Ewing (Georgetown)

## NAISMITH AWARD

- 2018 Jalen Brunson (Villanova)
- 2014 Doug McDermott (Creighton)
- 1985 Patrick Ewing (Georgetown)

## FRANCES POMEROY

### NAISMITH AWARD

- 1980 Jim Sweeney (Boston College)

## BIG EAST BASKETBALL

### SCHOLAR-ATHLETE

#### OF THE YEAR

- 2023 Jack Nunge (Xavier)
- 2022 Collin Gillespie (Villanova)
- 2021 Ike Obiagu (Seton Hall)
- 2020 Kamar Baldwin (Butler)
- 2019 Michael Nzei (Seton Hall)
- 2018 Jalen Brunson (Villanova)
- 2017 Billy Garrett, Jr. (DePaul)
- 2016 Kellen Dunham (Butler)
- 2015 Alex Barlow (Butler)
- 2014 Alex Barlow (Butler)
- 2013 Peyton Siva (Louisville)
- 2012 Tim Abromaitis (Notre Dame)
- 2011 Tim Abromaitis (Notre Dame)
- 2010 Tim Abromaitis (Notre Dame)
- 2009 Alex Ruoff (West Virginia)
- 2008 Ted Talkington (West Virginia)
- 2007 Aaron Gray (Georgetown)
- 2006 Joe Herber (West Virginia)
- 2005 Craig Forth (Syracuse)
- 2004 Emeka Okafor (Connecticut)
- 2003 Emeka Okafor (Connecticut)
- 2002 Carlton Carter (Virginia Tech)
- 2001 Ruben Boumtje Boumtje (Georgetown)
- 2000 Lavar Postell (St. John's)
- 1999 Rob Hodgson (Rutgers)
- 1998 Pat Garrity (Notre Dame)
- 1997 Ya Ya Dia (Georgetown)
- 1996 Adrian Griffin (Seton Hall)
- 1995 Marc Molinsky (Boston College)
- 1994 Arturas Karnisovas (Seton Hall)
- 1993 Arturas Karnisovas (Seton Hall)
- 1992 Darren Morningstar (Pittsburgh)
- 1991 Greg Woodard (Villanova)
- 1990 Stephen Thompson (Syracuse)
- 1989 Ramon Ramos (Seton Hall)
- 1988 Mark Plansky (Villanova)
- 1987 Harold Jensen (Villanova)
- 1986 Ron Rowan (St. John's)
- 1985 Mike Moses (St. John's)

## BIG EAST SCHOLAR-ATHLETE

### OF THE YEAR

- 1987 Harold Jensen (Villanova)
- 1985 Joey David (Pittsburgh)



Five organizations have been used during BIG EAST history to name All-America selections. They are the Associated Press, United Press International, The Sporting News, United States Basketball Writers Association and the National Association of Basketball Coaches. The Sporting News replaced UPI in 1997.

## ASSOCIATED PRESS (90)

- 2023 Tyler Kolek, Marquette (3rd Team)
- 2022 Collin Gillespie, Villanova (3rd Team)
- 2020 Markus Howard, Marquette (1st Team)  
Myles Powell, Seton Hall (1st Team)
- 2019 Markus Howard, Marquette (2nd Team)
- 2018 Jalen Brunson, Villanova (1st Team)  
Trevon Bluiett, Xavier (2nd Team)  
Mikal Bridges, Villanova (3rd Team)
- 2017 Josh Hart, Villanova (1st Team)
- 2016 Kris Dunn, Providence (2nd Team)
- 2014 Doug McDermott, Creighton (First Team)
- 2013 Otto Porter, Georgetown (First Team)
- 2012 Kris Joseph, Syracuse (2nd Team)  
Kevin Jones, West Virginia (2nd Team)  
Jae Crowder, Marquette (3rd Team)
- 2011 Kemba Walker, Connecticut (1st Team)  
Ben Hansbrough, Notre Dame (2nd Team)  
Marshon Brooks, Providence (3rd Team)
- 2010 Wes Johnson, Syracuse (1st Team)  
Scottie Reynolds, Villanova (1st Team)  
Da'Sean Butler, West Virginia (2nd Team)  
Greg Monroe, Georgetown (3rd Team)  
Luke Harangody, Notre Dame (3rd Team)
- 2009 DeJuan Blair, Pittsburgh (1st Team)  
Hasheem Thabeet, Connecticut (2nd Team)  
Luke Harangody, Notre Dame (2nd Team)  
Jerel McNeal, Marquette (2nd Team)  
Terrence Williams, Louisville (3rd Team)  
Sam Young, Pittsburgh (3rd Team)
- 2008 Luke Harangody, Notre Dame (2nd Team)  
Roy Hibbert, Georgetown (2nd Team)
- 2007 Aaron Gray, Pittsburgh (3rd Team)  
Jeff Green, Georgetown (3rd Team)
- 2006 Randy Foye, Villanova (1st Team)  
Rudy Gay, Connecticut (2nd Team)  
Allan Ray, Villanova (3rd Team)
- 2005 Hakim Warrick, Syracuse (1st Team)
- 2004 Emeka Okafor, Connecticut (1st Team)  
Ryan Gomes, Providence (1st Team)  
Hakim Warrick, Syracuse (3rd Team)
- 2003 Carmelo Anthony, Syracuse (2nd Team)  
Troy Bell, Boston College (2nd Team)
- 2002 Brandin Knight, Pittsburgh (3rd Team)
- 2001 Troy Murphy, Notre Dame (1st Team)  
Troy Bell, Boston College (2nd Team)  
Michael Bradley, Villanova (2nd Team)
- Team)
- 2000 Troy Murphy, Notre Dame (1st Team)
- 1999 Richard Hamilton, Connecticut (1st Team)  
Tim James, Miami (3rd Team)  
Ron Artest, St. John's (3rd Team)
- 1998 Richard Hamilton, Connecticut (2nd Team)  
Pat Garrity, Notre Dame (2nd Team)
- 1996 Ray Allen, Connecticut (1st Team)  
Allen Iverson, Georgetown (1st Team)  
Kerry Kittles, Villanova (1st Team)  
John Wallace, Syracuse (2nd Team)
- 1995 Kerry Kittles, Villanova (2nd Team)  
Ray Allen, Connecticut (3rd Team)  
Lawrence Moten, Syracuse (3rd Team)
- 1994 Donyell Marshall, Connecticut (1st Team)
- 1993 Terry Dehere, Seton Hall (2nd Team)

- 1992 Alonzo Mourning, Georgetown (1st Team)  
Malik Sealy, St. John's (3rd Team)
- 1991 Billy Owens, Syracuse (1st Team)  
Eric Murdock, Providence (2nd Team)  
Dikembe Mutombo, Georgetown (3rd Team)
- 1980 Reggie Carter, St. John's (2nd Team)
- 1990 Derrick Coleman, Syracuse (1st Team)  
Alonzo Mourning, Georgetown (2nd Team)
- 1989 Sherman Douglas, Syracuse (1st Team)  
Charles Smith, Georgetown (2nd Team)  
Alonzo Mourning, Georgetown (3rd Team)
- 1988 Jerome Lane, Pittsburgh (2nd Team)  
Sherman Douglas, Syracuse (3rd Team)
- 1987 Reggie Williams, Georgetown (1st Team)  
Mark Jackson, St. John's (2nd Team)  
Jerome Lane, Pittsburgh (3rd Team)
- 1986 Walter Berry, St. John's (1st Team)  
Dwayne Washington, Syracuse (3rd Team)
- 1985 Patrick Ewing, Georgetown (1st Team)  
Chris Mullin, St. John's (1st Team)  
Dwayne Washington, Syracuse (3rd Team)
- 1984 Patrick Ewing, Georgetown (1st Team)  
Chris Mullin, St. John's (2nd Team)
- 1983 Patrick Ewing, Georgetown (1st Team)  
John Pinone, Villanova (3rd Team)
- 1982 Eric Floyd, Georgetown (1st Team)  
Dan Callandrillo, Seton Hall (3rd Team)
- 1981 Eric Floyd, Georgetown (2nd Team)

## UNITED PRESS INTERNATIONAL (38)

- 1996 Ray Allen, Connecticut (1st Team)  
Allen Iverson, Georgetown (1st Team)  
Kerry Kittles, Villanova (2nd Team)  
Doron Sheffer, Connecticut (3rd Team)  
John Wallace, Syracuse (3rd Team)
- 1995 Kerry Kittles, Villanova (2nd Team)  
Ray Allen, Connecticut (3rd Team)
- 1994 Donyell Marshall, Connecticut (1st Team)
- 1993 Terry Dehere, Seton Hall (2nd Team)
- 1992 Alonzo Mourning, Georgetown (1st Team)  
Malik Sealy, St. John's (2nd Team)
- 1991 Billy Owens, Syracuse (1st Team)  
Eric Murdock, Providence (2nd Team)  
Dikembe Mutombo, Georgetown (3rd Team)
- 1990 Derrick Coleman, Syracuse (1st Team)  
Billy Owens, Syracuse (3rd Team)
- 1989 Derrick Coleman, Syracuse (2nd Team)  
Charles Smith, Georgetown (2nd Team)  
Alonzo Mourning, Georgetown (3rd Team)
- 1988 Sherman Douglas, Syracuse (2nd Team)  
Rony Seikaly, Syracuse (3rd Team)
- 1987 Reggie Williams, Georgetown (1st Team)  
Mark Jackson, St. John's (2nd Team)  
Jerome Lane, Pittsburgh (3rd Team)
- 1986 Walter Berry, St. John's (1st Team)  
Dwayne Washington, Syracuse (2nd Team)
- 1985 Patrick Ewing, Georgetown (1st Team)  
Chris Mullin, St. John's (1st Team)  
Dwayne Washington, Syracuse (2nd Team)
- 1984 Patrick Ewing, Georgetown (1st Team)  
Chris Mullin, St. John's (1st Team)
- 1983 Patrick Ewing, Georgetown (2nd Team)  
Chris Mullin, St. John's (3rd Team)
- 1982 Eric Floyd, Georgetown (1st Team)  
Dan Callandrillo, Seton Hall (3rd Team)
- 1980 Reggie Carter, St. John's (2nd Team)  
Roosevelt Bouie, Syracuse (3rd Team)

## SPORTING NEWS (45)

- (replaced the UPI Team in 1997)
- 2023 Tyler Kolek, Marquette (2nd Team)
- 2020 Markus Howard, Marquette (1st Team)  
Myles Powell, Seton Hall (1st Team)
- 2019 Markus Howard, Marquette (2nd Team)
- 2018 Jalen Brunson, Villanova (1st Team)  
Trevon Bluiett, Xavier (2nd Team)  
Mikal Bridges, Villanova (3rd Team)
- 2017 Josh Hart, Villanova (1st Team)
- 2016 Kris Dunn, Providence (2nd Team)
- 2015 Darrun Hilliard, Villanova (Second Team)
- 2014 Doug McDermott, Creighton (First Team)
- 2013 Otto Porter, Georgetown (First Team)
- 2012 Jae Crowder, Marquette (2nd Team)  
Kevin Jones, West Virginia (3rd Team)
- 2011 Kemba Walker, Connecticut (1st Team)  
Ben Hansbrough, Notre Dame (2nd Team)
- 2010 Scottie Reynolds, Villanova (1st Team)  
Wes Johnson, Syracuse (2nd Team)  
Luke Harangody, Notre Dame (3rd Team)
- 2009 DeJuan Blair, Pittsburgh (1st Team)  
Hasheem Thabeet, Connecticut (2nd Team)  
Jerel McNeal, Marquette (2nd Team)  
Luke Harangody, Notre Dame (3rd Team)  
Sam Young, Pittsburgh (3rd Team)
- 2008 Luke Harangody, Notre Dame (2nd Team)
- 2006 Randy Foye, Villanova (1st Team)  
Allan Ray, Villanova (2nd Team)
- 2005 Hakim Warrick, Syracuse (2nd Team)
- 2004 Emeka Okafor, Connecticut (1st Team)  
Ryan Gomes, Providence (1st Team)  
Hakim Warrick, Syracuse (2nd Team)  
Andre Barrett, Seton Hall (3rd Team)
- 2003 Carmelo Anthony, Syracuse (1st Team)  
Troy Bell, Boston College (2nd Team)  
Mike Sweetney, Georgetown (3rd Team)
- 2002 Caron Butler, Connecticut (2nd Team)  
Brandin Knight, Pittsburgh (2nd Team)
- 2001 Troy Murphy, Notre Dame (1st Team)  
Troy Bell, Boston College (2nd Team)  
Michael Bradley, Villanova (2nd Team)
- 2000 Troy Murphy, Notre Dame (2nd Team)
- 1999 Richard Hamilton, Connecticut (1st Team)
- 1998 Richard Hamilton, Connecticut (2nd Team)  
Pat Garrity, Notre Dame (2nd Team)

## USBWA (62)

- 2023 Tyler Kolek, Marquette (Second Team)
- 2022 Collin Gillespie, Villanova (Third Team)
- 2020 Markus Howard, Marquette (1st Team)  
Myles Powell, Seton Hall (1st Team)
- 2019 Markus Howard, Marquette (2nd Team)
- 2018 Jalen Brunson, Villanova (1st Team)  
Trevon Bluiett, Xavier (2nd Team)
- 2017 Josh Hart, Villanova (1st Team)
- 2016 Kris Dunn, Providence (2nd Team)
- 2014 Doug McDermott, Creighton (1st Team)
- 2013 Otto Porter, Georgetown (First Team)
- 2012 Kevin Jones, West Virginia (2nd Team)
- 2011 Kemba Walker, Connecticut (1st Team)  
Ben Hansbrough, Notre Dame (2nd Team)
- 2010 Wes Johnson, Syracuse (1st Team)  
Scottie Reynolds, Villanova (1st Team)  
Luke Harangody, Notre Dame (2nd Team)
- 2009 DeJuan Blair, Pittsburgh (1st Team)  
Luke Harangody, Notre Dame (2nd Team)  
Hasheem Thabeet, Connecticut (2nd Team)
- 2008 Luke Harangody, Notre Dame (2nd Team)

# All-America Selections

## USBWA (CONTINUED)

- A.J. Price, Connecticut (2nd Team)  
2007 Jeff Green, Georgetown (2nd Team)  
2006 Randy Foye, Villanova (1st Team)  
Rudy Gay, Connecticut (2nd Team)  
2005 Hakim Warrick, Syracuse (2nd Team)  
2004 Emeka Okafor, Connecticut (1st Team)  
Ryan Gomes Providence (1st Team)  
2003 Carmelo Anthony, Syracuse (2nd Team)  
Troy Bell, Boston College (2nd Team)  
2001 Troy Murphy, Notre Dame (1st Team)  
Troy Bell, Boston College (2nd Team)  
Michael Bradley, Villanova (2nd Team)  
2000 Troy Murphy, Notre Dame (1st Team)  
1999 Richard Hamilton, Connecticut (1st Team)  
1998 Richard Hamilton, Connecticut (2nd Team)  
Pat Garrity, Notre Dame (3rd Team)  
1996 Ray Allen, Connecticut (1st Team)  
Allen Iverson, Georgetown (1st Team)  
Kerry Kittles, Villanova (2nd Team)  
John Wallace, Syracuse (2nd Team)  
1995 Kerry Kittles, Villanova (2nd Team) 1994  
Donyell Marshall, Connecticut (1st Team)  
1992 Alonzo Mourning, Georgetown (1st Team)  
Malik Sealy, St. John's (2nd Team)  
1991 Billy Owens, Syracuse (1st Team)  
Eric Murdock, Providence (2nd Team)  
1990 Derrick Coleman, Syracuse (1st Team)  
1988 Rony Seikaly, Syracuse (2nd Team)  
Jerome Lane, Pittsburgh (2nd Team)  
1987 Reggie Williams, Georgetown (1st Team)  
Mark Jackson, St. John's (2nd Team)  
1986 Walter Berry, St. John's (1st Team)  
1985 Patrick Ewing, Georgetown (1st Team)  
Chris Mullin, St. John's (1st Team)  
Dwayne Washington, Syracuse (2nd Team)  
1984 Patrick Ewing, Georgetown (1st Team)  
Chris Mullin, St. John's (2nd Team)  
1983 Patrick Ewing, Georgetown  
1982 Eric Floyd, Georgetown  
1980 Reggie Carter, St. John's

## NATIONAL ASSOCIATION OF BASKETBALL COACHES (88)

- 2023 Tyler Kolek, Marquette (Third Team)  
2022 Collin Gillespie, Villanova (Third Team)  
2020 Markus Howard, Marquette (1st Team)  
Myles Powell, Seton Hall (2nd Team)  
2019 Markus Howard, Marquette (2nd Team)  
2018 Jalen Brunson, Villanova (First Team)  
Trevon Bluiett, Xavier (Second Team)  
Mikal Bridges, Villanova (Third Team)  
2016 Kris Dunn, Providence (2nd Team)  
2014 Doug McDermott, Creighton (1st Team)  
2013 Otto Porter, Georgetown (1st Team)  
2012 Kevin Jones, West Virginia (2nd Team)  
Jae Crowder, Marquette (3rd Team)  
2011 Kemba Walker, Connecticut (1st Team)  
Ben Hansbrough, Notre Dame (2nd Team)  
2010 Wes Johnson, Syracuse (1st Team)  
Scottie Reynolds, Villanova (1st Team)  
Da'Sean Butler, West Virginia (3rd Team)  
Luke Harangody, Notre Dame (3rd Team)  
Greg Monroe, Georgetown (3rd Team)  
2009 Hasheem Thabeet, Conn. (1st Team)  
DeJuan Blair, Pittsburgh (2nd Team)  
Luke Harangody, Notre Dame (3rd Team)  
Jerel McNeal, Marquette (3rd Team)  
Terrence Williams, Louisville (3rd Team)  
2008 Luke Harangody, Notre Dame (1st Team)  
Roy Hibbert, Georgetown (2nd Team)  
2007 Aaron Gray, Pittsburgh (3rd Team)  
Jeff Green, Georgetown (3rd Team)  
2006 Rudy Gay, Connecticut (1st Team)  
Randy Foye, Villanova (1st Team)  
Allan Ray, Villanova (2nd Team)

- Kevin Pittsnogle, West Virginia (3rd Team)  
2005 Hakim Warrick, Syracuse (1st Team)  
Craig Smith, Boston College (2nd Team)  
2004 Emeka Okafor, Connecticut (1st Team)  
Ryan Gomes, Providence (2nd Team)  
Hakim Warrick, Syracuse (3rd Team)  
2003 Carmelo Anthony, Syracuse (2nd Team)  
Mike Sweetney, Georgetown (2nd Team)  
Emeka Okafor, Connecticut (3rd Team)  
2001 Troy Murphy, Notre Dame (1st Team)  
Troy Bell, Boston College (2nd Team)  
Michael Bradley, Villanova (2nd Team)  
Team)  
2000 Troy Murphy, Notre Dame (2nd Team)  
Eton Thomas, Syracuse (3rd Team)  
1999 Richard Hamilton, Connecticut (1st Team)  
Tim James, Miami (3rd Team)  
Ron Artest, St. John's (3rd Team)  
1998 Richard Hamilton, Connecticut (2nd Team)  
Pat Garrity, Notre Dame (2nd Team)  
1996 Ray Allen, Connecticut (1st Team)  
Allen Iverson, Georgetown (1st Team)  
Kerry Kittles, Villanova (1st Team)  
John Wallace, Syracuse (2nd Team)  
1995 Kerry Kittles, Villanova (2nd Team)  
Ray Allen, Connecticut (3rd Team)  
Lawrence Moten, Syracuse (3rd Team)  
1994 Donyell Marshall, Connecticut (1st Team)  
Bill Curley, Boston College (3rd Team)  
1993 Terry Dehere, Seton Hall (3rd Team)  
1992 Alonzo Mourning, Georgetown (2nd Team)  
1991 Billy Owens, Syracuse (1st Team)  
Alonzo Mourning, Georgetown (3rd Team)  
Eric Murdock, Providence (3rd Team)  
1990 Derrick Coleman, Syracuse (1st Team)  
Alonzo Mourning, Georgetown (1st Team)  
Billy Owens, Syracuse (3rd Team)  
1989 Derrick Coleman, Syracuse (3rd Team)  
Sherman Douglas, Syracuse (3rd Team)  
1988 Rony Seikaly, Syracuse (2nd Team)  
Charles Smith, Pittsburgh (2nd Team)  
1987 Reggie Williams, Georgetown (1st Team)  
Mark Jackson, St. John's (2nd Team)  
Jerome Lane, Pittsburgh (3rd Team)  
1986 Walter Berry, St. John's (1st Team)  
Dwayne Washington, Syracuse (3rd Team)  
1985 Patrick Ewing, Georgetown (1st Team)  
Chris Mullin, St. John's (1st Team)  
Dwayne Washington, Syracuse (3rd Team)  
1984 Patrick Ewing, Georgetown (1st Team)  
Chris Mullin, St. John's (1st Team)  
1983 Patrick Ewing, Georgetown (1st Team)  
1982 Eric Floyd, Georgetown (1st Team)  
John Bagley, Boston College (3rd Team)  
Dan Callandrillo, Seton Hall (3rd Team)  
1980 Roosevelt Bouie, Syracuse (3rd Team)

## COSIDA ACADEMIC

### ALL-AMERICA TEAM (27)

- 2018 Ryan Clement, Creighton (First Team)  
Jalen Brunson, Villanova (Second Team)  
2015 Alex Barlow, Butler (Second Team)  
2011 Tim Abromaitis, Notre Dame (1st Team)  
2010 Tim Abromaitis, Notre Dame (1st Team)  
2009 Alex Ruoff, West Virginia (1st Team)  
2008 Alex Ruoff, West Virginia (3rd Team)  
2006 Chris Quinn, Notre Dame (1st Team)  
Johannes Herber, West Virginia (1st Team)  
2005 Johannes Herber, West Virginia (1st Team)

- Craig Forth, Syracuse (2nd Team)  
2004 Emeka Okafor, Connecticut (1st Team)  
Craig Forth, Syracuse (3rd Team)  
Joe Herber, West Virginia (3rd Team)  
2003 Emeka Okafor, Connecticut (1st Team)  
James Jones, Miami (2nd Team)  
1998 Pat Garrity, Notre Dame (1st Team)  
Damian Owens, West Virginia (2nd Team)  
1997 Pat Garrity, Notre Dame (1st Team)  
1994 Arturas Karnishovas, Seton Hall (2nd Team)  
1987 Harold Jensen, Villanova (1st Team)  
1986 Harold Jensen, Villanova (1st Team)  
Joey David, Pittsburgh (2nd Team)  
1983 John Pinone, Villanova (1st Team)  
1982 John Pinone, Villanova  
1981 Dan Schayes, Syracuse  
1980 James Sweeney, Boston College

## SENIOR CLASS AWARD (5)

- 2020 Markus Howard, Marquette  
2017 Josh Hart, Villanova  
2015 Alex Barlow, Butler  
2014 Doug McDermott, Creighton  
2010 Da'Sean Butler, West Virginia

## OLYMPIANS

- 2016 Carmelo Anthony (Syracuse), Kyle Lowry (Villanova), Jimmy Butler (Marquette)  
2012 Carmelo Anthony (Syracuse), USA gold medal  
Rimas Kaukenas (Seton Hall), Lithuania  
Andrew Sullivan (Villanova), Great Britain  
2008 Carmelo Anthony (Syracuse), USA gold medal  
2004 Emeka Okafor (Connecticut), Allen Iverson (Georgetown), Carmelo Anthony (Syracuse), USA bronze medal  
2000 Ray Allen (Connecticut) & Alonzo Mourning (Georgetown), USA gold medal  
Andrew Gaze (Seton Hall), Australia  
Rowan Barrett (St. John's), Canada  
1996 Arturas Karnishovas (Seton Hall), Lithuania bronze medal  
Andrew Gaze (Seton Hall) Australia  
1992 Chris Mullin (St. John's) & Patrick Ewing (Georgetown), USA gold medal  
Arturas Karnishovas (Seton Hall), Lithuania bronze medal  
1988 Charles Smith (Georgetown), USA bronze medal  
Charles Smith (Pittsburgh), USA bronze medal  
Vincente Ithier (Connecticut), Puerto Rico  
Ramon Ramos (Seton Hall), Puerto Rico  
Andrew Gaze (Seton Hall), Australia  
1984 Chris Mullin (St. John's) & Patrick Ewing (Georgetown), USA gold medal  
Bill Wennington (St. John's), Canada

## NCAA FINAL FOUR MVPs

2023 Adama Sanogo (Connecticut)  
 2018 Donte DiVincenzo (Villanova)  
 2016 Ryan Arcidiacono (Villanova)  
 2013 Luke Hancock (Louisville)  
 2011 Kemba Walker (Connecticut)  
 2004 Emeka Okafor (Connecticut)  
 2003 Carmelo Anthony (Syracuse)  
 1999 Richard Hamilton (Connecticut)  
 1985 Ed Pinckney (Villanova)  
 1984 Patrick Ewing (Georgetown)

## NCAA FINAL FOUR ALL-TOURNAMENT CHOICES

2023 Jordan Hawkins and Tristen Newton (Connecticut)  
 2018 Donte DiVincenzo, Jalen Brunson, Mikal Bridges (Villanova)  
 2016 Ryan Arcidiacono, Phil Booth, Josh Hart (Villanova)  
 2013 Luke Hancock, Peyton Siva, Chance Behanan (Louisville)  
 2011 Kemba Walker and Jeremy Lamb (Connecticut)  
 2004 Emeka Okafor, Ben Gordon and Rashad Anderson (Connecticut)  
 2003 Carmelo Anthony, Gerry McNamara (Syracuse)  
 1999 Richard Hamilton, Ricky Moore and Khalid El-Amin (Connecticut)  
 1996 John Wallace, Todd Borgan (Syracuse)  
 1989 Gerald Greene, John Morton (Seton Hall)  
 1987 Sherman Douglas and Derrick Coleman (Syracuse)  
 1985 Ed Pinckney, Dwayne McClain, Harold Jensen and Gary McLain (Villanova); Patrick Ewing (Georgetown)  
 1984 Patrick Ewing and Michael Graham (Georgetown)  
 1982 Patrick Ewing and Eric Floyd (Georgetown)

## NIT MOST VALUABLE PLAYERS

2022 Jack Nunge, Xavier  
 2007 Frank Young, West Virginia  
 2003 Marcus Hatten, St. John's  
 1989 Jayson Williams, St. John's  
 1988 Phil Gamble, Connecticut

## NCAA REGIONAL ALL-TOURNAMENT CHOICES

2023	West	Las Vegas	Jordan Hawkins (MOP) and Adama Sanogo (Connecticut)
	South	Louisville	Ryan Kalkbrenner and Baylor Scheierman (Creighton)
2022	Midwest	Chicago	Al Durham (Providence)
	South	San Antonio	Jermaine Samuels (MOP), Justin Moore, Caleb Daniels, Collin Gillespie (Villanova)
2018	East	Boston	Jalen Brunson (MOP), Eric Paschall, Omari Spellman (Villanova)
2017	West	San Jose	Trevon Bluiett, J.P. Macura (Xavier)
2016	South	Louisville	Kris Jenkins (MOP), Ryan Arcidiacono, Josh Hart, Daniel Ochefu (Villanova)
2013	Midwest	Indianapolis	Russ Smith (MOP), Peyton Siva, Gorgui Dieng (Louisville)
2012	East	Boston	Scoop Jardine (Syracuse)
	West	Phoenix	Chane Behanan (MVP), Gorgui Dieng and Peyton Siva (Louisville)
2011	West	Anaheim	Kemba Walker (MVP) and Jeremy Lamb, Connecticut
2010	East	Syracuse	Joe Mazzulla (MVP), Da'Sean Butler (West Virginia)
2009	East	Boston	Scottie Reynolds (MVP), Dwayne Anderson and Dante Cunningham (Villanova); DeJuan Blair and Sam Young (Pitt)
	Midwest	Indianapolis	Earl Clark, Louisville
	South	Memphis	Jonny Flynn, Syracuse
	West	Glendale	A.J. Price (MVP) and Kemba Walker (Connecticut)
2008	East	Charlotte	Earl Clark (Louisville), Jerry Smith (Louisville)
2007	East	East Rutherford	Ray Hibbert (Georgetown), Jeff Green (Georgetown), DaJuan Summers (Georgetown)
2006		Washington D.C.	Rudy Gay (Connecticut) and Marcus Williams (Connecticut)
		Minneapolis	Randy Foye (Villanova)
2005		Syracuse	Randy Foye (Villanova)
		Albuquerque	Kevin Pittsnogle and Patrick Beilein (West Virginia)
2004		Phoenix	Ben Gordon, Rashad Anderson and Emeka Okafor (Connecticut)
2003	East	Albany	Carmelo Anthony and Hakim Warrick (Syracuse)
	South	San Antonio	Emeka Okafor (Connecticut)
2002	East	Syracuse	Caron Butler and Tony Robertson (Connecticut)
1999	West	Phoenix	Richard Hamilton, Ricky Moore and Kevin Freeman (Connecticut)
	South	Knoxville	Erick Barkley and Lavor Postell (St. John's)
1998	East	Greensboro	Richard Hamilton and Khalid El-Amin (Connecticut)
1997	Southeast	Birmingham	God Shammgod and Jamel Thomas (Providence)
1996	East	Atlanta	Allen Iverson (Georgetown)
	West	Denver	John Wallace and Otis Hill (Syracuse)
1995	West	Oakland	Ray Allen and Donny Marshall (Connecticut)
	Southeast	Birmingham	Allen Iverson (Georgetown)
1994	East	Miami	Bill Curley and Howard Easley (Boston College)
	West	Los Angeles	Lawrence Moten and Adrian Autry (Syracuse)
1993	None		
1992	East	Philadelphia	Gordon Winchester (Seton Hall)
1991	Midwest	Pontiac	Malik Sealy and Jason Buchanan (St. John's)
	West	Seattle	Terry Dehere (Seton Hall)
1990	East	E. Rutherford	Chris Smith and Tate George (Connecticut)
1989	West	Denver	Andrew Gaze (MVP), Darryl Walker and Gerald Greene (Seton Hall)
	Midwest	Minneapolis	Sherman Douglas and Billy Owens (Syracuse)
	East	E. Rutherford	Charles Smith and Alonzo Mourning (Georgetown)
1988	Southeast	Birmingham	Doug West and Kenny Wilson (Villanova)
1987	Southeast	Louisville	Billy Donovan (MVP), Darryl Wright and Steve Wright (Providence); Reggie Williams (Georgetown)
	East	E. Rutherford	Rony Seikaly (MVP), Sherman Douglas and Derrick Coleman (Syracuse)
1986	None		
1985	East	Providence	Patrick Ewing (MVP) and David Wingate (Georgetown)
	West	Denver	Chris Mullin (MVP) and Walter Berry (St. John's)
	Midwest	Dallas	Michael Adams (Boston College)
	Southeast	Birmingham	Ed Pinckney (MVP) and Harold Pressley (Villanova)
1984	West	Los Angeles	Patrick Ewing (MVP) and Michael Graham (Georgetown)
1983	Midwest	Kansas City	John Pinone (Villanova)
	West	Ogden	Jay Murphy and Michael Adams (Boston College)
1982	East	Raleigh	John Pinone and Ed Pinckney (Villanova)
	Midwest	St. Louis	John Bagley (Boston College)
	West	Provo	Eric Floyd (MVP) and Patrick Ewing (Georgetown)
1981	Mideast	Bloomington	John Bagley (Boston College)
1980	East	Philadelphia	Eric Floyd, Craig Shelton and John Duren (Georgetown)

# BIG EAST in the NBA

## PLAYERS FROM BIG EAST SCHOOLS IN THE NBA

Player	School	Current Team
Ryan Arcidiacono	Villanova (2012-16)	New York Knicks
Saddiq Bey +	Villanova (2017-20)	Detroit Pistons
James Bouknight +	Connecticut (2019-21)	Charlotte Hornets
Jimmy Butler +	Marquette (2007-11)	Miami Heat
Mikal Bridges +	Villanova (2014-18)	Phoenix Suns
Jalen Brunson	Villanova (2015-18)	New York Knicks
Julian Champagnie	St. John's (2019-22)	Philadelphia 76ers
Jae Crowder	Marquette (2010-12)	Phoenix Suns
Donte DiVincenzo +	Villanova (2016-18)	Golden State Warriors
Andre Drummond +	Connecticut (2011-12)	Chicago Bulls
David Duke Jr.	Providence (2018-21)	Brooklyn Nets
Rudy Gay +	Connecticut (2004-06)	Utah Jazz
Collin Gillespie	Villanova (2017-22)	Denver Nuggets
Jeff Green +	Georgetown (2004-07)	Denver Nuggets
Moe Harkless +	St. John's (2011-12)	Atlanta Hawks
Josh Hart +	Villanova (2013-17)	Portland Trail Blazers
Gordon Hayward +	Butler (2008-10)	Charlotte Hornets
Justin Lewis	Marquette (2020-22)	Chicago Bulls
Kyle Lowry +	Villanova (2004-06)	Miami Heat
Sandro Mamukelashvili	Seton Hall (2017-21)	Milwaukee Bucks
Naji Marshall	Xavier (2017-20)	New Orleans Pelicans
Tyrese Martin	Connecticut (2020-22)	Atlanta Hawks
Wesley Matthews	Marquette (2005-09)	Milwaukee Bucks
Doug McDermott +	Creighton (2010-14)	San Antonio Spurs
Eric Paschall	Villanova (2016-19)	Minn. Timberwolves
Otto Porter Jr. +	Georgetown (2011-13)	Toronto Raptors
Jeremiah Robinson-Earl	Villanova (2019-21)	Oklahoma City Thunder
Paul Reed	DePaul (2017-20)	Philadelphia 76ers
Jared Rhoden	Seton Hall (2018-22)	Portland Trail Blazers
Max Strus	DePaul (2017-19)	Miami Heat
Edmond Sumner	Xavier (2014-17)	Brooklyn Nets
Cole Swider	Villanova (2018-21)	Los Angeles Lakers
Juan Toscano-Anderson	Marquette (2011-15)	Los Angeles Lakers
Omer Yurtseven	Georgetown (2019-20)	Miami Heat

+ First Round Draft Pick

## BIG EAST NBA CHAMPIONS

The following BIG EAST alumni have captured championship rings in the National Basketball Association.

Player (School)	Team	Season
Juan Toscano-Anderson (Marquette '15)	Golden State Warriors	2022
Otto Porter (Georgetown '13)	Golden State Warriors	2022
Donte DiVincenzo (Villanova '18)	Milwaukee Bucks	2021
Kyle Lowry (Villanova '06)	Toronto Raptors	2019
James Jones (Miami '03)	Cleveland Cavaliers	2016
	Miami Heat	2013
	Miami Heat	2012
Caron Butler (Connecticut '02)	Dallas Mavericks	2011
Dominique Jones (USF '09)	Dallas Mavericks	2011
Ron Artest (St. John's '99)	Los Angeles Lakers	2010
Ray Allen (Connecticut '96)	Boston Celtics	2008
James White (Cincinnati '06)	San Antonio Spurs	2007
Alonzo Mourning (Georgetown '92)	Miami Heat	2006
Richard Hamilton (Connecticut '99)	Detroit Pistons	2004
John Celestand (Villanova '99)	Los Angeles Lakers	2000
Travis Knight (Connecticut '96)	Los Angeles Lakers	2000
Jaren Jackson (Georgetown '89)	San Antonio Spurs	1999
Andrew Gaze (Seton Hall)	San Antonio Spurs	1999
Scott Burrell (Connecticut '93)	Chicago Bulls	1998
Dickey Simpkins (Providence '94)	Chicago Bulls	1998
	Chicago Bulls	1997
	Chicago Bulls	1996
Bill Wennington (St. John's '85)	Chicago Bulls	1998
	Chicago Bulls	1997
	Chicago Bulls	1996
Otis Thorpe (Providence '84)	Houston Rockets	1994



Jalen Brunson, New York Knicks

# NBA Draft Selections

Boston College (12), Cincinnati (2), Connecticut (36), Creighton (4), DePaul (3), Georgetown (30), Louisville (4), Marquette (7), Miami (4), Notre Dame (4), Pittsburgh (13), Providence (20), Rutgers (2), St. John's (28), Seton Hall (11), USF (2), Syracuse (35), Villanova (33), West Virginia (4), Xavier (3). Total: 251.

## 2023

Round	Player (School)	Drafted By:
1st	Jordan Hawkins (UConn)	New Orleans Pelicans
1st	Cam Whitmore (Villanova)	Houston Rockets
1st	Olivier-Maxence Prosper (Marquette)	Sacramento Kings (Traded to Dallas Mavericks)
2nd	Colby Jones (Xavier)	Charlotte Hornets (Traded to Sacramento Kings)
2nd	Andre Jackson (UConn)	Orlando Magic (Traded to Milwaukee Bucks)

## 2022

Round	Player (School)	Drafted By:
2nd	Tyrese Martin (UConn)	Golden State Warriors (traded to Atlanta Hawks)

## 2021

Round	Player (School)	Drafted By:
1st	James Bouknight (UConn)	Charlotte Hornets
2nd	Jeremiah Robinson-Earl (Villanova)	New York Knicks (traded to Oklahoma City Thunder)
2nd	Marcus Zegarowski (Creighton)	Brooklyn Nets
2nd	Sandro Mamukelashvili (Seton Hall)	Indiana Pacers (traded to Milwaukee Bucks)

## 2020

Round	Player (School)	Drafted By:
1st	Saddiq Bey (Villanova)	Detroit Pistons
2nd	Paul Reed (DePaul)	Philadelphia 76ers

## 2019

Round	Player (School)	Drafted By:
2nd	Eric Paschall (Villanova)	Golden State Warriors

## 2018

Round	Player (School)	Drafted By:
1st	Mikal Bridges (Villanova)	Philadelphia 76ers (traded to Phoenix Suns)
1st	Donte DiVincenzo (Villanova)	Milwaukee Bucks
1st	Omari Spellman (Villanova)	Atlanta Hawks
2nd	Jalen Brunson (Villanova)	Dallas Mavericks
2nd	Khyri Thomas (Creighton)	Philadelphia 76ers (traded to Detroit Pistons)

## 2017

Round	Player (School)	Drafted By:
1st	Justin Patton (Creighton)	Chicago Bulls (traded to Minnesota Timberwolves)
1st	Josh Hart (Villanova)	Utah Jazz (traded to L.A. Lakers)
2nd	Edmond Sumner (Xavier)	New Orleans Pelicans (traded to Indiana Pacers)

## 2016

Round	Player (School)	Drafted By:
1st	Kris Dunn (Providence)	Minnesota Timberwolves
1st	Henry Ellenson (Marquette)	Detroit Pistons
2nd	Isaiah Whitehead (Seton Hall)	Utah Jazz (traded to Brooklyn Nets)
2nd	Ben Bentil (Providence)	Boston Celtics

## 2015

Round	Player (School)	Drafted By:
2nd	Darrun Hilliard (Villanova)	Detroit Pistons
2nd	Sir'Dominic Pointer (St. John's)	Cleveland Cavaliers

## 2014

Round	Player (School)	Drafted By:
1st	Doug McDermott (Creighton)	Denver Nuggets (traded to Chicago Bulls)
2nd	Semaj Christon (Xavier)	Miami Heat (traded to Oklahoma City Thunder)

## 2013

Round	Player (School)	Drafted By:
1st	Otto Porter (Georgetown)	Washington Wizards
1st	Michael Carter-Williams (Syracuse)	Philadelphia 76ers
1st	Steven Adams (Pittsburgh)	Oklahoma City Thunder
1st	Gorgui Dieng (Louisville)	Utah Jazz
2nd	Ricky Ledo (Providence)	Dallas Mavericks
2nd	Peyton Siva (Louisville)	Detroit Pistons

## 2012

Round	Player (School)	Drafted By:
1st	Dion Waiters (Syracuse)	Cleveland Cavaliers
1st	Andre Drummond (Connecticut)	Detroit Pistons
1st	Jeremy Lamb (Connecticut)	Houston Rockets
1st	Moe Harkless (St. John's)	Philadelphia 76ers
1st	Fab Melo (Syracuse)	Boston Celtics
2nd	Jae Crowder (Marquette)	Cleveland Cavaliers (traded to Dallas Mavericks)
2nd	Kris Joseph (Syracuse)	Boston Celtics
2nd	Darius Johnson-Odom (Marquette)	Dallas Mavericks

## 2011

Round	Player (School)	Drafted By:
1st	Kemba Walker (Connecticut)	Charlotte Bobcats
1st	Marshon Brooks (Providence)	Boston Celtics (traded to New Jersey Nets)
1st	Jimmy Butler (Marquette)	Chicago Bulls

## 2010

Round	Player (School)	Drafted By:
1st	Wes Johnson (Syracuse)	Minnesota Timberwolves
1st	Greg Monroe (Georgetown)	Detroit Pistons
1st	Dominique Jones (USF)	Memphis Grizzlies (traded to Dallas Mavericks)
1st	Lazar Hayward (Marquette)	Washington Wizards (traded to Minnesota Timberwolves)
2nd	Andy Rautins (Syracuse)	New York Knicks
2nd	Lance Stephenson (Cincinnati)	Indiana Pacers
2nd	Da'Sean Butler (West Virginia)	Miami Heat
2nd	Devin Ebanks (West Virginia)	Los Angeles Lakers
2nd	Luke Harangody (Notre Dame)	Boston Celtics
2nd	Hamady Ndiaye (Rutgers)	Minnesota Timberwolves (traded to Washington Wizards)
2nd	Stanley Robinson (Connecticut)	Orlando Magic

## 2009

Round	Player (School)	Drafted By:
1st	Hasheem Thabeet (Connecticut)	Memphis Grizzlies
1st	Jonny Flynn (Syracuse)	Minnesota Timberwolves
1st	Terrence Williams (Louisville)	New Jersey Nets
1st	Earl Clark (Louisville)	Phoenix Suns
2nd	Dante Cunningham (Villanova)	Portland Trailblazers
2nd	DaJuan Summers (Georgetown)	Detroit Pistons
2nd	Sam Young (Pittsburgh)	Memphis Grizzlies
2nd	DeJuan Blair (Pittsburgh)	San Antonio Spurs
2nd	A.J. Price (Connecticut)	Indiana Pacers

# NBA Draft Selections

## 2008

Round	Player (School)
1st	Joe Alexander (West Virginia)
1st	Roy Hibbert (Georgetown)
1st	Donte Greene (Syracuse)
2nd	Patrick Ewing Jr. (Georgetown)

## 2007

Round	Player (School)
1st	Jeff Green (Georgetown)
1st	Wilson Chandler (DePaul)
2nd	Aaron Gray (Pittsburgh)
2nd	Demetris Nichols (Syracuse)
2nd	Herbert Hill (Providence)
2nd	Sammy Mejia (DePaul)

## 2006

Round	Player (School)
1st	Randy Foye (Villanova)
1st	Rudy Gay (Connecticut)
1st	Hilton Armstrong (Connecticut)
1st	Quincy Douby (Rutgers)
1st	Marcus Williams (Connecticut)
1st	Josh Boone (Connecticut)
1st	Kyle Lowry (Villanova)
2nd	James White (Cincinnati)
2nd	Steve Novak (Marquette)
2nd	Solomon Jones (USF)
2nd	Denham Brown (Connecticut)

## 2005

Round	Player (School)
1st	Charlie Villanueva (Connecticut)
1st	Hakim Warrick (Syracuse)
2nd	Chris Taft (Pittsburgh)
2nd	Ryan Gomes (Providence)

## 2004

Round	Player (School)
1st	Emeka Okafor (Connecticut)
1st	Ben Gordon (Connecticut)
2nd	Marcus Douthit (Providence)

## 2003

Round	Player (School)
1st	Carmelo Anthony (Syracuse)
1st	Mike Sweetney (Georgetown)
1st	Troy Bell (Boston College)
2nd	James Jones (Miami)

## 2002

Round	Player (School)
1st	Caron Butler (Connecticut)
1st	Ryan Humphrey (Notre Dame)
1st	John Salmons (Miami)

## 2001

Round	Player (School)
1st	Eddie Griffin (Seton Hall)
1st	Troy Murphy (Notre Dame)
1st	Michael Bradley (Villanova)

**Drafted By:**  
Milwaukee Bucks  
Toronto Raptors  
(traded to Indiana Pacers)  
Memphis Grizzlies  
Sacramento Kings  
(traded to Houston Rockets)

**Drafted By:**  
Boston Celtics  
(traded to Seattle SuperSonics)  
New York Knicks  
Chicago Bulls  
Portland Trail Blazers  
(traded to New York Knicks)  
Utah Jazz  
(traded to Philadelphia 76ers)  
Detroit Pistons

**Drafted By:**  
Boston Celtics  
(traded to Minnesota)  
Timberwolves via Portland  
Houston Rockets  
(traded to Memphis Grizzlies)  
New Orleans/  
Oklahoma City Hornets  
Sacramento Kings  
New Jersey Nets  
New Jersey Nets  
Memphis Grizzlies  
Portland Trail Blazers  
(traded to Indiana Pacers)  
Houston Rockets  
Atlanta Hawks  
Seattle SuperSonics

**Drafted By:**  
Toronto Raptors  
Memphis Grizzlies  
Golden State Warriors  
Boston Celtics

**Drafted By:**  
Charlotte Bobcats  
Chicago Bulls  
Los Angeles Lakers

**Drafted By:**  
Denver Nuggets  
New York Knicks  
Boston Celtics  
(traded to Memphis Grizzlies)  
Indiana Pacers

**Drafted By:**  
Miami Heat  
Utah Jazz  
(traded to Orlando Magic)  
San Antonio Spurs  
(traded to Philadelphia 76ers)

**Drafted By:**  
New Jersey Nets  
Golden State Warriors  
Toronto Raptors

1st Samuel Dalembert (Seton Hall)  
2nd Omar Cook (St. John's)  
2nd Damon Brown (Syracuse)  
2nd Ruben Boumtje-Boumtje (Georgetown)

## 2000

**Round** **Player (School)**  
1st Etan Thomas (Syracuse)  
1st Erick Barkley (St. John's)  
2nd Jake Voskuhl (Connecticut)  
2nd Khalid El-Amin (Connecticut)  
2nd Lavor Postell (St. John's)  
2nd Jason Hart (Syracuse)

## 1999

**Round** **Player (School)**  
1st Richard Hamilton (Connecticut)  
1st Ron Artest (St. John's)  
1st Tim James (Miami)  
1st Vonteego Cummings (Pittsburgh)  
2nd John Celestand (Villanova)

## 1998

**Round** **Player (School)**  
1st Pat Garrity (Notre Dame)  
1st Felipe Lopez (St. John's)  
2nd Jahidi White (Georgetown)

## 1997

**Round** **Player (School)**  
1st Tim Thomas (Villanova)  
1st Austin Croshere (Providence)  
2nd Jason Lawson (Villanova)  
2nd Gordon Malone (West Virginia)  
2nd God Shammgod (Providence)  
2nd Alvin Williams (Villanova)  
2nd Mark Blount (Pittsburgh)

## 1996

**Round** **Player (School)**  
1st Allen Iverson (Georgetown)  
1st Ray Allen (Connecticut)  
1st Kerry Kittles (Villanova)  
1st John Wallace (Syracuse)  
1st Jerome Williams (Georgetown)  
1st Travis Knight (Connecticut)  
2nd Othella Harrington (Georgetown)  
2nd Doron Sheffer (Connecticut)

## 1995

**Round** **Player (School)**  
1st Eric Williams (Providence)  
2nd Lawrence Moten (Syracuse)  
2nd Donny Marshall (Connecticut)  
2nd Constantin Popa (Miami)  
2nd Troy Brown (Providence)  
2nd Don Reid (Georgetown)

## 1994

**Round** **Player (School)**  
1st Donyell Marshall (Connecticut)  
1st Eric Mobley (Pittsburgh)  
1st Dickey Simpkins (Providence)  
1st Bill Curley (Boston College)  
2nd Howard Easley (Boston College)  
2nd Michael Smith (Providence)  
2nd Shawnelle Scott (St. John's)

Philadelphia 76ers  
Orlando Magic  
Philadelphia 76ers  
Portland Trail Blazers

**Drafted By:**  
Dallas Mavericks  
Portland Trail Blazers  
Chicago Bulls  
Chicago Bulls  
New York Knicks  
Milwaukee Bucks

**Drafted By:**  
Washington Wizards  
Chicago Bulls  
Miami Heat  
Indiana Pacers  
(traded to Golden State)  
Los Angeles Lakers

**Drafted By:**  
Milwaukee Bucks  
(traded to Phoenix)  
San Antonio Spurs  
(traded to Vancouver)  
Washington Wizards

**Drafted By:**  
New Jersey Nets  
Indiana Pacers  
Denver Nuggets  
Minnesota Timberwolves  
Washington Wizards  
Portland Trail Blazers  
Seattle SuperSonics

**Drafted By:**  
Philadelphia 76ers  
Minnesota Timberwolves  
New Jersey Nets  
New York Knicks  
Detroit Pistons  
Chicago Bulls  
Houston Rockets  
Los Angeles Clippers

**Drafted By:**  
Boston Celtics  
Vancouver Grizzlies  
Cleveland Cavaliers  
Los Angeles Clippers  
Atlanta Hawks  
Detroit Pistons

**Drafted By:**  
Minnesota Timberwolves  
Milwaukee Bucks  
Chicago Bulls  
San Antonio Spurs  
Minnesota Timberwolves  
Sacramento Kings  
Portland Trail Blazers

## 1993

Round	Player (School)
1st	Terry Dehere (Seton Hall)
1st	Luther Wright (Seton Hall)
1st	Scott Burrell (Connecticut)
2nd	Conrad McRae (Syracuse)

## 1992

Round	Player (School)
1st	Alonzo Mourning (Georgetown)
1st	Malik Sealy (St. John's)
1st	Dave Johnson (Syracuse)
2nd	Chris Smith (Connecticut)
2nd	Robert Werdann (St. John's)
2nd	Darren Morningstar (Pittsburgh)

## 1991

Round	Player (School)
1st	Billy Owens (Syracuse)
1st	Dikembe Mutombo (Georgetown)
1st	Anthony Avent (Seton Hall)
1st	Eric Murdock (Providence)
1st	LeRon Ellis (Syracuse)

## 1990

Round	Player (School)
1st	Derrick Coleman (Syracuse)
1st	Tate George (Connecticut)
1st	Jayson Williams (St. John's)
2nd	Abdul Shamsid-Deen (Providence)

## 1989

Round	Player (School)
1st	Dana Barros (Boston College)
1st	John Morton (Seton Hall)
2nd	Sherman Douglas (Syracuse)
2nd	Cliff Robinson (Connecticut)
2nd	Doug West (Villanova)

## 1988

Round	Player (School)
1st	Charles Smith (Pittsburgh)
1st	Rony Seikaly (Syracuse)
1st	Mark Bryant (Seton Hall)
1st	Jerome Lane (Pittsburgh)
2nd	Shelton Jones (St. John's)

## 1987

Round	Player (School)
1st	Reggie Williams (Georgetown)
1st	Mark Jackson (St. John's)
3rd	Willie Glass (St. John's)
3rd	Billy Donovan (Providence)
6th	Howard Triche (Syracuse)
6th	Harold Jensen (Villanova)

## 1986

Round	Player (School)
1st	Dwayne Washington (Syracuse)
1st	Walter Berry (St. John's)
1st	Harold Pressley (Villanova)
2nd	Rafael Addison (Syracuse)
2nd	David Wingate (Georgetown)
2nd	Michael Jackson (Georgetown)
3rd	Wendell Alexis (Syracuse)
3rd	Ron Rowan (St. John's)
5th	Dominic Pressley (Boston College)
5th	Earl Kelley (Connecticut)
6th	Chuck Everson (Villanova)
6th	Andre McCloud (Seton Hall)
7th	Ralph Dalton (Georgetown)

### Drafted By:

Los Angeles Clippers  
Utah Jazz  
Charlotte Hornets  
Washington Bullets

### Drafted By:

Charlotte Hornets  
Indiana Pacers  
Portland Trail Blazers  
Minnesota Timberwolves  
Denver Nuggets  
Boston Celtics

### Drafted By:

Sacramento Kings  
Denver Nuggets  
Atlanta Hawks  
Utah Jazz  
Los Angeles Clippers

### Drafted By:

New Jersey Nets  
New Jersey Nets  
Phoenix Suns  
Dallas Mavericks

### Drafted By:

Seattle SuperSonics  
Cleveland Cavaliers  
Miami Heat  
Portland Trail Blazers  
Minnesota Timberwolves

### Drafted By:

Philadelphia 76ers  
Miami Heat  
Portland Trail Blazers  
Denver Nuggets  
San Antonio Spurs

### Drafted By:

Los Angeles Clippers  
New York Knicks  
Los Angeles Lakers  
Utah Jazz  
New York Knicks  
Cleveland Cavaliers

### Drafted By:

New Jersey Nets  
Portland Trail Blazers  
Sacramento Kings  
Phoenix Suns  
Philadelphia 76ers  
New York Knicks  
Golden State Warriors  
Philadelphia 76ers  
Seattle SuperSonics  
San Antonio Spurs  
Utah Jazz  
Philadelphia 76ers  
Cleveland Cavaliers

## 1985

Round	Player (School)
1st	Patrick Ewing (Georgetown)
1st	Chris Mullin (St. John's)
1st	Ed Pinckney (Villanova)
1st	Bill Wennington (St. John's)
2nd	Bill Martin (Georgetown)
2nd	Dwayne McClain (Villanova)
3rd	Michael Adams (Boston College)
5th	Ray Knight (Providence)
6th	Stu Primus (Boston College)
7th	Gary McLain (Villanova)

## 1984

Round	Player (School)
1st	Otis Thorpe (Providence)
2nd	Jay Murphy (Boston College)
3rd	Jeff Allen (St. John's)
5th	Gene Smith (Georgetown)
6th	Clyde Vaughan (Pittsburgh)
7th	Sean Kerins (Syracuse)
8th	Frank Dobbs (Villanova)
9th	Fred Brown (Georgetown)
10th	Martin Clark (Boston College)

## 1983

Round	Player (School)
1st	Leo Rautins (Syracuse)
2nd	Stewart Granger (Villanova)
2nd	John Garris (Boston College)
2nd	David Russell (St. John's)
2nd	Kevin Williams (St. John's)
3rd	Erich Santifer (Syracuse)
3rd	John Pinone (Villanova)
3rd	Bruce Kuczenski (Connecticut)
3rd	Billy Goodwin (St. John's)
4th	Ron Crevier (Boston College)
7th	Ron Jackson (Providence)
7th	Tony Bruin (Syracuse)
7th	Mike Mulquin (Villanova)
8th	Trent Johnson (Pittsburgh)
8th	Bob Kelly (St. John's)

## 1982

Round	Player (School)
1st	John Bagley (Boston College)
1st	Eric Floyd (Georgetown)
3rd	Corny Thompson (Connecticut)
4th	Chuck Aleksinas (Connecticut)
4th	Eric Smith (Georgetown)
5th	Mike McKay (Connecticut)
5th	Aaron Howard (Villanova)
5th	Howard McNeil (Seton Hall)
8th	Dan Callandrillo (Seton Hall)
9th	Ed Spriggs (Georgetown)

## 1981

Round	Player (School)
1st	Dan Schayes (Syracuse)
3rd	Wayne McKoy (St. John's)
4th	Eddie Moss (Syracuse)
4th	Alex Bradley (Villanova)
7th	Tom Sienkiewicz (Villanova)
8th	Curtis Redding (St. John's)
8th	Frank Gilroy (St. John's)
9th	Rudy Williams (Providence)
10th	Mike Frazier (Georgetown)

## 1980

Round	Player (School)
1st	John Duren (Georgetown)
2nd	Craig Shelton (Georgetown)
2nd	Louis Orr (Syracuse)
2nd	Roosevelt Bouie (Syracuse)
6th	Bernard Rencher (St. John's)
8th	Al Dutch (Georgetown)
10th	John Nolan (Providence)

### Drafted By:

New York Knicks  
Golden State Warriors  
Phoenix Suns  
Dallas Mavericks  
Indiana Pacers  
Indiana Pacers  
Sacramento Kings  
Milwaukee Bucks  
Indiana Pacers  
New Jersey Nets

### Drafted By:

Kansas City Kings  
Golden State Warriors  
Kansas City Kings  
Indiana Pacers  
Indiana Pacers  
New Jersey Nets  
Philadelphia 76ers  
Atlanta Hawks  
Philadelphia 76ers

### Drafted By:

Philadelphia 76ers  
Cleveland Cavaliers  
Cleveland Cavaliers  
Denver Nuggets  
San Antonio Spurs  
Detroit Pistons  
Atlanta Hawks  
New Jersey Nets  
Milwaukee Bucks  
Chicago Bulls  
Boston Celtics  
Philadelphia 76ers  
Phoenix Suns  
Boston Celtics  
Milwaukee Bucks

### Drafted By:

Cleveland Cavaliers  
New Jersey Nets  
Dallas Mavericks  
Chicago Bulls  
Portland Trail Blazers  
Utah Jazz  
New York Knicks  
Los Angeles Lakers  
Houston Rockets  
Boston Celtics

### Drafted By:

Utah Jazz  
New York Knicks  
Dallas Mavericks  
New York Knicks  
Seattle SuperSonics  
Denver Nuggets  
Philadelphia 76ers  
New Jersey Nets  
Atlanta Hawks

### Drafted By:

Utah Jazz  
Atlanta Hawks  
Indiana Pacers  
Dallas Mavericks  
Chicago Bulls  
Seattle SuperSonics  
Boston Celtics



# Attendance History

## BIG EAST TOTAL ATTENDANCE: ALL HOME GAMES

(CONFERENCE AND NON-CONFERENCE)

### BUTLER

	Total	Avg.	Games
2014	116,816	7,788	(15 games) — 59th
2015	117,970	7,373	(16 games) — 66th
2016	130,637	8,164	(16 games) — 58th
2017	133,724	8,357	(16 games) — 57th
2018	145,430	8,554	(17 games) -- 51st
2019	134,702	8,419	(16 games) -- 58th
2020	146,489	8,617	(17 games) — 57th
2022	121,730	7,608	(16 games) — 56th
2023	126,686	7,918	(16 games) — 58th

### CONNECTICUT

	Total	Avg.	Games
2014	165,512	10,167	(16 games) — 33rd
2022	165,512	10,345	(16 games) — 33rd
2023	194,581	11,446	(17 games) — 30th

### CREIGHTON

	Total	Avg.	Games
2014	286,329	17,896	(16 games) — 5th
2015	289,808	17,048	(17 games) — 6th
2016	302,887	15,941	(19 games) — 10th
2017	296,013	17,412	(17 games) — 5th
2018	306,000	17,000	(18 games) — 5th
2019	303,629	15,980	(19 games) -- 8th
2020	311,651	17,314	(18 games) — 5th
2022	249,158	16,611	(15 games) -- 6th
2023	257,449	17,163	(15 games) — 6th

### DEPAUL

	Total	Avg.	Games
2006	138,560	9,897	(14 games) — 43rd
2007	162,320	10,145	(16 games) — 44th
2008	138,927	9,262	(15 games) — 54th
2009	130,380	8,149	(16 games) — 65th
2010	126,760	8,451	(15 games) — 59th
2011	130,486	7,676	(17 games) — 67th
2012	123,832	7,740	(16 games) — 67th
2013	130,574	7,681	(17 games) — 63rd
2013	130,574	7,681	(17 games) — 63rd
2014	108,178	6,363	(17 games) — 80th
2015	99,805	6,238	(16 games) — 83rd
2016	77,190	5,513	(14 games) — 95th
2017	88,610	4,922	(18 games) — 100th
2018	98,354	6,147	(16 games) -- 91st
2019	87,544	3,806	(23 games) -- 127th
2020	93,371	5,187	(18 games) — 98th
2022	58,816	3,256	(18 games) -- 129th
2023	60,671	4,045	(15 games) — 115th

### GEORGETOWN

	Total	Avg.	Games
1979	43,439	2,896	(15 games)
1980	60,911	3,583	(17 games)
1981	54,566	4,197	(13 games)
1982	146,047	8,591	(17 games) — 45th
1983	179,043	11,936	(14 games) — 14th
1984	134,180	8,386	(16 games) — 45th
1985	174,128	10,883	(16 games) — 26th
1986	119,065	9,159	(13 games) — 35th
1987	139,479	8,717	(16 games) — 40th
1988	128,405	9,172	(14 games) — 41st
1989	173,424	12,387	(14 games) — 22nd
1990	176,920	12,637	(14 games) — 25th
1991	173,906	12,422	(14 games) — 27th
1992	132,284	10,176	(13 games) — 37th
1993	135,861	8,491	(16 games) — 52nd
1994	125,756	8,983	(14 games) — 45th

1995	159,020	12,232	(13 games) — 28th
1996	201,659	12,604	(16 games) — 27th
1997	130,077	9,291	(14 games) — 49th
1998	160,482	10,030	(16 games) — 38th
1999	131,256	8,750	(15 games) — 52nd
2000	131,889	7,758	(17 games) — 66th
2001	139,121	8,695	(16 games) — 56th
2002	139,304	8,194	(17 games) — 55th
2003	149,526	8,796	(17 games) — 50th
2004	134,890	8,431	(16 games) — 60th
2005	133,230	7,837	(17 games) — 69th
2006	143,983	10,284	(14 games) — 40th
2007	177,501	10,441	(17 games) — 41st
2008	207,286	12,955	(16 games) — 24th
2009	205,224	12,827	(16 games) — 26th
2010	192,638	12,040	(16 games) — 29th
2011	177,448	12,675	(14 games) — 25th
2012	180,530	11,283	(16 games) — 35th
2013	185,490	10,911	(17 games) — 33rd
2014	138,724	8,670	(16 games) — 51st
2015	154,076	9,630	(16 games) — 45th
2016	150,945	8,870	(17 games) — 51st
2017	144,143	8,479	(17 games) — 54th
2018	143,093	7,531	(19 games) -- 65th
2019	137,036	7,212	(19 games) -- 70th
2020	142,762	7,931	(18 games) — 66th
2022	92,927	5,525	(17 games) -- 86th
2023	92,520	5,442	(17 games) — 86th

### MARQUETTE

	Total	Avg.	Games
2006	223,983	13,999	(16 games) — 18th
2007	306,893	15,345	(20 games) — 14th
2008	276,064	16,239	(17 games) — 14th
2009	291,596	16,200	(18 games) — 10th
2010	265,484	15,617	(17 games) — 10th
2011	280,545	15,586	(18 games) — 11th
2012	242,205	15,138	(16 games) — 13th
2013	240,530	15,033	(16 games) — 15th
2014	245,232	15,237	(16 games) — 56th
2015	232,161	13,657	(17 games) — 22nd
2016	252,858	13,308	(19 games) — 21st
2017	233,169	13,715	(17 games) — 19th
2018	246,469	12,323	(20 games) — 26th
2019	296,611	15,611	(19 games) — 9th
2020	242,324	15,145	(16 games) — 15th
2022	215,925	13,495	(16 games) — 17th
2023	243,584	14,328	(17 games) — 12th

### PROVIDENCE

	Total	Avg.	Games
1979	111,844	7,989	(14 games) — 49th
1980	124,983	7,811	(16 games) — 52nd
1981	123,877	7,055	(16 games) — 60th
1982	102,563	6,410	(16 games) — 68th
1983	96,023	6,859	(14 games)
1984	128,766	7,154	(18 games)
1985	108,182	7,212	(15 games)
1986	159,494	7,595	(21 games) — 57th
1987	156,673	9,216	(17 games) — 38th
1988	170,102	10,006	(17 games) — 37th
1989	179,093	10,535	(17 games) — 33rd
1990	182,447	10,732	(17 games) — 30th
1991	211,498	10,525	(20 games) — 33rd
1992	172,476	10,750	(16 games) — 32nd
1993	203,484	10,710	(19 games) — 35th
1994	151,504	10,822	(14 games) — 36th
1995	187,684	10,427	(18 games) — 38th
1996	168,554	10,535	(16 games) — 37th
1997	165,447	11,030	(15 games) — 33rd
1998	142,778	10,198	(14 games) — 36th
1999	150,022	10,001	(15 games) — 38th
2000	132,049	8,253	(16 games) — 59th
2001	151,037	9,440	(16 games) — 49th

2002	130,000	8,125	(16 games) — 59th
2003	157,985	8,777	(18 games) — 52nd
2004	151,451	10,818	(14 games) — 44th
2005	164,235	9,660	(17 games) — 47th
2006	133,583	8,349	(16 games) — 64th
2007	159,798	8,410	(19 games) — 68th
2008	127,907	8,527	(15 games) — 64th
2009	149,585	8,310	(18 games) — 64th
2010	140,920	8,289	(17 games) — 61st
2011	133,815	7,043	(19 games) — 76th
2012	134,007	7,883	(17 games) — 63rd
2013	139,901	7,772	(18 games) — 60th
2014	133,548	8,347	(16 games) — 56th
2015	146,444	8,614	(17 games) — 52nd
2016	164,954	9,703	(17 games) — 44th
2017	152,867	8,492	(18 games) — 53rd
2018	162,315	9,547	(17 games) -- 43rd
2019	171,761	9,542	(18 games) -- 45th
2020	161,029	10,064	(16 games) -- 41st
2022	168,869	9,933	(17 games) — 35th
2023	180,330	10,608	(17 games) — 34th

### ST. JOHN'S

	Total	Avg.	Games
1979	54,940	3,232	(17 games)
1980	73,920	4,620	(16 games)
1981	74,625	5,330	(14 games)
1982	85,935	6,610	(13 games)
1983	95,942	7,380	(13 games)
1984	90,989	6,066	(15 games)
1985	118,412	9,109	(13 games) — 38th
1986	111,278	7,948	(14 games) — 50th
1987	129,881	8,659	(15 games) — 42nd
1988	121,597	8,686	(14 games) — 45th
1989	109,163	7,278	(15 games)
1990	154,301	8,121	(19 games) — 62nd
1991	131,093	9,364	(14 games) — 46th
1992	152,064	10,138	(15 games) — 35th
1993	113,365	9,447	(12 games) — 38th
1994	130,922	8,728	(15 games) — 48th
1995	140,295	10,792	(13 games) — 36th
1996	110,300	8,485	(13 games) — 56th
1997	119,664	9,205	(13 games) — 51st
1998	105,910	8,147	(13 games) — 56th
1999	166,838	9,269	(18 games) — 46th
2000	150,252	10,732	(14 games) — 34th
2001	157,129	11,224	(14 games) — 30th
2002	139,484	9,299	(15 games) — 46th
2003	129,384	8,087	(16 games) — 60th
2004	89,042	6,849	(13 games) — 77th
2005	87,417	6,244	(14 games) — 86th
2006	99,355	5,844	(17 games) — 91st
2007	131,477	6,920	(19 games) — 80th
2008	94,183	5,886	(16 games) — 97th
2009	108,350	5,418	(20 games) — 100th
2010	103,820	6,107	(17 games) — 88th
2011	126,466	8,431	(15 games) — 57th
2012	168,560	8,428	(20 games) — 54th
2013	124,608	7,330	(17 games) — 70th
2014	148,614	7,431	(20 games) — 66th
2015	156,732	7,463	(21 games) — 65th
2016	125,002	6,944	(18 games) — 71st
2017	143,632	8,448	(17 games) — 55th
2018	164,415	9,134	(18 games) -- 58th
2019	186,169	9,798	(19 games) -- 42nd
2020	107,181	5,359	(20 games) — 96th
2022	131,735	6,273	(21 games) — 75th
2023	140,201	7,379	(19 games) — 65th

# Attendance History

## SETON HALL

	Total	Avg.	Games
1979	25,366	2,537	(10 games)
1980	30,996	2,384	(13 games)
1981	29,285	2,440	(12 games)
1982	30,233	2,519	(12 games)
1983	47,363	3,947	(12 games)
1984	57,788	4,128	(14 games)
1985	49,024	3,771	(13 games)
1986	56,372	4,027	(14 games)
1987	75,535	4,721	(16 games)
1988	101,035	6,315	(16 games)
1989	137,750	9,184	(15 games) — 48th
1990	135,275	10,405	(13 games) — 33rd
1991	167,844	10,496	(16 games) — 36th
1992	206,165	12,885	(16 games) — 25th
1993	247,924	13,774	(18 games) — 17th
1994	195,433	13,029	(15 games) — 23rd
1995	171,682	10,099	(17 games) — 40th
1996	146,831	9,789	(15 games) — 43rd
1997	134,747	7,926	(17 games) — 58th
1998	118,851	7,923	(15 games) — 59th
1999	132,506	9,735	(15 games) — 51st
2000	139,340	8,709	(16 games) — 52nd
2001	173,407	10,838	(16 games) — 34th
2002	108,438	8,341	(13 games) — 54th
2003	122,115	7,632	(16 games) — 64th
2004	133,854	8,924	(15 games) — 55th
2005	126,252	7,890	(16 games) — 68th
2006	120,234	7,073	(17 games) — 75th
2007	106,169	6,636	(16 games) — 83rd
2008	122,834	7,226	(17 games) — 79th
2009	116,799	7,300	(16 games) — 74th
2010	127,848	7,103	(18 games) — 75th
2011	119,060	7,937	(15 games) — 62nd
2012	124,935	6,941	(18 games) — 76th
2013	119,588	7,035	(17 games) — 72nd
2014	114,056	6,336	(18 games) — 81st
2015	113,804	7,587	(15 games) — 63rd
2016	113,125	7,070	(16 games) — 67th
2017	111,350	7,953	(14 games) — 62nd
2018	143,766	8,456	(17 games) -- 53rd
2019	127,603	8,507	(15 games) -- 57th
2020	154,924	10,328	(15 games) — 36th
2022	137,234	8,577	(16 games) — 45th
2023	143,626	8,977	(16 games) — 49th

## VILLANOVA

	Total	Avg.	Games
1979	11,467	2,293	(5 games)
1980	16,170	2,310	(7 games)
1981	84,067	5,605	(15 games)
1982	75,918	5,423	(14 games)
1983	123,973	8,265	(15 games)
1984	105,352	7,525	(14 games)
1985	91,963	10,218	(9 games) — 32nd
1986	100,166	7,705	(13 games)
1987	117,734	7,358	(16 games) — 60th
1988	105,565	8,120	(13 games) — 55th
1989	116,663	7,778	(15 games) — 63rd
1990	110,540	8,503	(13 games) — 58th
1991	111,693	9,308	(12 games) — 48th
1992	79,470	7,947	(10 games) — 65th
1993	89,368	6,874	(13 games) — 73rd
1994	91,924	6,566	(14 games) — 78th
1995	104,693	8,053	(13 games) — 60th
1996	130,392	9,314	(14 games) — 50th
1997	149,558	9,971	(15 games) — 39th
1998	117,472	8,391	(14 games) — 54th
1999	128,106	8,540	(15 games) — 54th
2000	134,025	7,884	(17 games) — 62nd

2001	109,473	7,298	(15 games) — 70th
2002	139,173	7,325	(19 games) — 66th
2003	111,593	8,584	(13 games) — 54th
2004	111,731	7,449	(15 games) — 70th
2005	132,162	8,260	(16 games) — 60th
2006	126,643	9,742	(13 games) — 42nd
2007	149,884	10,706	(14 games) — 38th
2008	147,570	9,838	(15 games) — 49th
2009	159,876	9,404	(17 games) — 52nd
2010	153,105	10,936	(14 games) — 38th
2011	178,692	10,511	(17 games) — 38th
2012	133,839	8,923	(15 games) — 44th
2013	128,345	8,022	(16 games) — 55th
2014	143,092	8,943	(16 games) — 48th
2015	154,219	9,639	(16 games) — 44th
2016	129,916	8,119	(16 games) — 59th
2017	146,591	9,772	(15 games) — 44th
2018	153,775	11,828	(13 games) — 30th
2019	135,794	9,053	(15 games) -- 49th
2020	169,483	11,299	(15 games) -- 31st
2022	119,608	9,201	(13 games) — 39th
2023	139,034	9,931	(14 games) — 38th


## XAVIER

	Total	Avg.	Games
2014	168,127	9,890	(17 games) — 42nd
2015	159,974	9,998	(16 games) — 42nd
2016	164,501	10,281	(16 games) — 41st
2017	164,520	10,282	(16 games) — 38th
2018	188,554	10,475	(18 games) — 39th
2019	180,611	10,034	(18 games) -- 41st
2020	175,281	10,311	(17 games) -- 38th
2022	189,793	9,036	(21 games) — 42nd
2023	174,869	10,286	(17 games) — 37th

## BIG EAST

	Total	Avg.	Games
1979	519,483	4,557	(114 games)
1980	546,157	5,302	(103 games) — 11th
1981	805,362	7,321	(110 games) — 7th
1982	943,573	8,425	(112 games) — 6th
1983	1,056,576	9,108	(116 games) — 3rd
1984	1,123,689	8,513	(132 games) — 6th
1985	1,318,536	9,840	(134 games) — 4th
1986	1,446,241	10,185	(142 games) — 3rd
1987	1,470,802	9,871	(149 games) — 5th
1988	1,527,612	10,912	(140 games) — 4th
1989	1,767,960	12,109	(146 games) — 2nd
1990	1,733,171	12,120	(143 games) — 3rd
1991	1,678,961	12,345	(136 games) — 2nd
1992	1,670,977	11,523	(145 games) — 2nd
1993	1,746,313	10,914	(160 games) — 2nd
1994	1,661,971	10,863	(152 games) — 4th
1995	1,623,275	11,195	(145 games) — 4th
1996	2,023,380	10,219	(198 games) — 4th
1997	2,029,127	9,803	(207 games) — 4th
1998	1,902,325	9,559	(199 games) — 4th
1999	1,903,782	9,425	(202 games) — 5th
2000	1,955,315	9,052	(216 games) — 5th
2001	2,039,505	8,867	(230 games) — 7th
2002	1,953,961	8,533	(229 games) — 6th
2003	2,107,630	9,409	(224 games) — 6th
2004	2,184,497	9,296	(235 games) — 6th
2005	2,100,088	10,396	(202 games) — 4th
2006	2,814,983	11,039	(255 games) — 4th
2007	3,259,992	11,164	(292 games) — 3rd
2008	2,916,656	10,924	(267 games) — 4th
2009	3,079,561	10,882	(283 games) — 4th
2010	3,138,877	11,014	(285 games) — 4th
2011	3,003,173	11,082	(271 games) — 2nd
2012	3,133,782	10,881	(288 games) — 4th
2013	2,845,803	10,699	(266 games) — 2nd
2014	1,660,570	9,711	(171 games) — 5th
2015	1,694,688	9,853	(172 games) — 5th
2016	1,690,237	9,770	(173 games) — 5th
2017	1,702,400	10,014	(170 games) — 5th
2018	1,846,120	10,371	(178 games) — 5th
2019	1,859,742	9,999	(186 games) — 4th
2020	1,722,029	10,130	(170 games) --- 5th
2022	1,711,543	9,056	(189 games) — 5th
2023	1,663,551	9,242	(180 games) — 5th

\* Season BIG EAST totals include conference tournament  
No attendance was accumulated during the 2020-21 season, due to COVID-19 protocols



Creighton ranked sixth nationally in attendance in 2022-23.

# National Polls



## FINAL AP POLLS

### 1980

1. DePaul
2. Louisville
3. LSU
4. Kentucky
5. Oregon State
6. Syracuse
7. Indiana
8. Maryland
9. Notre Dame
10. Ohio State
11. Georgetown
13. St. John's

### 1981

1. DePaul
2. Oregon State
3. Virginia
4. LSU
5. Arizona State
6. North Carolina
7. Indiana
8. Kentucky
9. Notre Dame
10. Utah

### 1982

1. North Carolina
2. DePaul
3. Virginia
4. Oregon State
5. Missouri
6. Georgetown
7. Minnesota
8. Idaho
9. Memphis State
10. Fresno State

### 1983

1. Houston
2. Louisville
3. St. John's
4. Virginia
5. Indiana
6. UNLV
7. UCLA
8. North Carolina
9. Arkansas
10. Missouri
11. Boston College
13. Villanova
20. Georgetown

### 1984

1. North Carolina
2. Georgetown
3. Kentucky
4. DePaul
5. Houston
6. Illinois
7. Oklahoma
8. Arkansas
9. UTEP
10. Purdue
18. Syracuse

### 1985

1. Georgetown
2. Michigan
3. St. John's
4. Oklahoma
5. Memphis State
6. Georgia Tech
7. North Carolina
8. Louisiana Tech
9. UNLV
10. Duke

### 1986

1. Duke
2. Kansas
3. Kentucky
4. St. John's
5. Michigan
6. Georgia Tech
7. Louisville
8. North Carolina
9. Syracuse
10. Notre Dame
13. Georgetown

### 1987

1. UNLV
2. North Carolina
3. Indiana
4. Georgetown
5. DePaul
6. Iowa
7. Purdue
8. Temple
9. Alabama
10. Syracuse
12. Pittsburgh

### 1988

1. Temple
2. Arizona
3. Purdue
4. Oklahoma
5. Duke
6. Kentucky
7. North Carolina
8. Pittsburgh
9. Syracuse
10. Michigan

### 1989

1. Arizona
2. Georgetown
3. Illinois
4. Oklahoma
5. North Carolina
6. Missouri
7. Syracuse
8. Indiana
9. Duke
10. Michigan
11. Seton Hall

### 1990

1. Oklahoma
2. UNLV
3. Connecticut
4. Michigan State
5. Kansas
6. Syracuse
7. Arkansas
8. Georgetown
9. Georgia Tech
10. Purdue

### 1991

1. UNLV
2. Arkansas
3. Indiana
4. North Carolina
5. Ohio State
6. Duke
7. Syracuse
8. Arizona
9. Kentucky
10. Utah
13. Seton Hall
20. St. John's

### 1992

1. Duke
2. Kansas
3. Ohio State
4. UCLA
5. Indiana
6. Kentucky
7. UNLV
8. South Calif.
9. Arkansas
10. Arizona
19. Seton Hall
21. Syracuse
22. Georgetown

### 1993

1. Indiana
2. Kentucky
3. Michigan
4. North Carolina
5. Arizona
6. Seton Hall
7. Cincinnati
8. Vanderbilt
9. Kansas
10. Duke

### 1994

1. North Carolina
2. Arkansas
3. Purdue
4. Connecticut
5. Missouri
6. Duke
7. Kentucky
8. Massachusetts
9. Arizona
10. Louisville
15. Syracuse

### 1995

1. UCLA
2. Kentucky
3. Wake Forest
4. North Carolina
5. Kansas
6. Arkansas
7. Massachusetts
8. Connecticut
9. Villanova
10. Maryland
22. Georgetown
25. Syracuse

### 1996

1. Massachusetts
2. Kentucky
3. Connecticut
4. Georgetown
4. Kansas
4. Purdue
7. Cincinnati
8. Texas Tech
9. Wake Forest
10. Villanova
15. Syracuse

### 1997

1. Kansas
2. Utah
3. Minnesota
4. North Carolina
5. Kentucky
6. South Carolina
7. UCLA
8. Duke
9. Wake Forest
10. Cincinnati
20. Villanova
23. Boston College

### 1998

1. North Carolina
2. Kansas
3. Duke
4. Arizona
5. Kentucky
6. Connecticut
7. Utah
8. Princeton
9. Cincinnati
10. Stanford
21. Syracuse

### 1999

1. Duke
2. Michigan State
3. Connecticut
4. Auburn
5. Maryland
6. Utah
7. Stanford
8. Kentucky
9. St. John's
10. Miami

### 2000

1. Duke
2. Michigan State
3. Stanford
4. Arizona
5. Temple
6. Iowa State
7. Cincinnati
8. Ohio State
9. St. John's
10. LSU
16. Syracuse
20. Connecticut
23. Miami

### 2001

1. Duke
2. Stanford
3. Michigan State
4. Illinois
5. Arizona
6. North Carolina
7. Boston College
8. Florida
9. Kentucky
10. Iowa State
17. Syracuse
19. Notre Dame
21. Georgetown

### 2002

1. Duke
2. Kansas
3. Oklahoma
4. Maryland
5. Cincinnati
6. Gonzaga
7. Arizona
8. Alabama
9. Pittsburgh
10. Connecticut
21. Miami

### 2003

1. Kentucky
2. Arizona
3. Oklahoma
4. Pittsburgh
5. Texas
6. Kansas
7. Duke
8. Wake Forest
9. Marquette
10. Florida
13. Syracuse
22. Notre Dame
23. Connecticut

### 2004

1. Stanford
2. Kentucky
3. Gonzaga
4. Oklahoma State
5. Saint Joseph's
6. Duke
7. Connecticut
8. Mississippi State
9. Pittsburgh
10. Wisconsin
20. Syracuse
21. Providence
25. Boston College

### 2005

1. Illinois
2. North Carolina
3. Duke
4. Louisville
5. Wake Forest
6. Oklahoma State
7. Kentucky
8. Washington
9. Arizona
10. Gonzaga
11. Syracuse
13. Connecticut
14. Boston College
19. Villanova

### 2006

1. Duke
2. Connecticut
3. Villanova
4. Memphis
5. Gonzaga
6. Ohio State
7. Boston College
7. UCLA
9. Texas
10. North Carolina
16. Pittsburgh
21. Syracuse
22. West Virginia
23. Georgetown

### 2007

1. Ohio State
2. Kansas
3. Florida
4. North Carolina
5. Memphis
6. Wisconsin
7. UCLA
8. Georgetown
9. Texas A&M
10. Oregon
12. Pittsburgh
16. Louisville
17. Notre Dame
20. Marquette

## 2008

1. North Carolina
2. Memphis
3. UCLA
4. Kansas
5. Tennessee
6. Wisconsin
7. Texas
8. Georgetown
9. Duke
10. Stanford
13. Louisville
15. Notre Dame
16. Connecticut
17. Pittsburgh
25. Marquette

## 2009

1. Louisville
2. North Carolina
3. Memphis
4. Pittsburgh
5. Connecticut
6. Duke
7. Oklahoma
8. Michigan State
9. Missouri
10. Gonzaga
11. Villanova
13. Syracuse
23. Marquette

## 2010

1. Kansas
2. Kentucky
3. Duke
4. Syracuse
5. Ohio State
6. West Virginia
7. Kansas State
8. New Mexico
9. Villanova
10. Purdue
14. Georgetown
18. Pittsburgh

## 2011

1. Ohio State
2. Kansas
3. Duke
4. Pittsburgh
5. Notre Dame
6. San Diego State
7. North Carolina
8. Texas
9. Connecticut
10. Brigham Young
12. Syracuse
14. Louisville
18. St. John'
22. West Virginia

## 2012

1. Kentucky
2. Syracuse
3. Missouri
4. North Carolina
5. Michigan State
6. Kansas
7. Ohio State
8. Duke

9. Baylor
10. Florida State
11. Marquette
15. Georgetown
17. Louisville

## 2013

1. Gonzaga
2. Louisville
3. Kansas
4. Indiana
5. Miami (Fla.)
6. Duke
7. Ohio State
8. Georgetown
9. Michigan State
10. New Mexico

15. Marquette
16. Syracuse
20. Pittsburgh
23. Notre Dame

## 2014

1. Florida
2. Wichita State
3. Virginia
4. Arizona
5. Louisville
6. Villanova
7. Michigan
8. Duke
9. Iowa State
10. Kansas
16. Creighton

## 2015

1. Kentucky
2. Villanova
3. Wisconsin
4. Duke
5. Arizona
6. Virginia
7. Gonzaga
8. Notre Dame
9. Iowa State
10. Kansas
22. Georgetown
24. Butler

## 2016

1. Kansas
2. Michigan State
3. North Carolina
4. Virginia
5. Oregon
6. Villanova
7. Oklahoma
8. West Virginia
9. Xavier
10. Kentucky
20. Seton Hall

## 2017

1. Villanova
2. Gonzaga
3. Kansas
4. Arizona
5. Kentucky
6. North Carolina
7. Duke
8. UCLA

9. Oregon
10. Louisville
21. Butler

## 2018

1. Virginia
2. Villanova
3. Xavier
4. Kansas
5. Michigan State
6. Cincinnati
7. Michigan
8. Gonzaga
9. Duke
10. North Carolina

## 2019

1. Duke
2. Virginia
3. North Carolina
4. Gonzaga
5. Michigan State
6. Tennessee
7. Kentucky
8. Michigan
9. Texas Tech
10. Florida State
23. Villanova

## 2020

1. Kansas
2. Gonzaga
3. Dayton
4. Florida State
5. Baylor
6. San Diego State
7. Creighton
8. Kentucky
9. Michigan State
10. Villanova
15. Seton Hall
23. Butler

## 2021

1. Gonzaga
2. Illinois
3. Baylor
4. Michigan
5. Alabama
6. Houston
7. Ohio State
8. Iowa
9. Texas
10. Arkansas
18. Villanova
19. Creighton

## 2022

1. Gonzaga
2. Arizona
3. Kansas
4. Baylor
5. Tennessee
6. Villanova
7. Kentucky
8. Auburn
9. Duke
10. Purdue
13. Providence
21. Connecticut

## 2023

1. Alabama
2. Houston
3. Purdue
4. Kansas
5. Texas
6. Marquette
7. UCLA
8. Arizona
9. Gonzaga
10. Connecticut
13. Xavier

## FINAL UPI POLLS

### 1980

1. DePaul
2. LSU
3. Kentucky
4. Louisville
5. Oregon State
6. Syracuse
7. Indiana
8. Maryland
9. Ohio State
10. Georgetown
13. St. John's

### 1981

1. DePaul
2. Oregon State
3. Virginia
4. LSU
5. Arizona State
6. North Carolina
7. Indiana
8. Kentucky
9. Notre Dame
10. Utah

### 1982

1. North Carolina
2. DePaul
3. Virginia
4. Oregon State
5. Missouri
6. Minnesota
7. Georgetown
8. Idaho
9. Memphis State
10. Fresno State

### 1983

1. Houston
2. Louisville
3. St. John's
4. Virginia
5. Indiana
6. UNLV
7. UCLA
8. North Carolina
9. Arkansas
10. Kentucky
11. Villanova
13. Boston College
20. Georgetown

## 1984

1. North Carolina
2. Georgetown
3. Kentucky
4. DePaul
5. Houston
6. Illinois
7. Arkansas
8. Oklahoma
9. UTEP
10. Maryland
16. Syracuse

## 1985

1. Georgetown
2. Michigan
3. St. John's
4. Memphis State
5. Oklahoma
6. Georgia Tech
7. North Carolina
8. Louisiana Tech
9. UNLV
10. Illinois

## 1986

1. Duke
2. Kansas
3. St. John's
4. Kentucky
5. Michigan
6. Georgia Tech
7. Louisville
8. North Carolina
9. Syracuse
10. UNLV
15. Georgetown

## 1987

1. UNLV
2. Indiana
3. North Carolina
4. Georgetown
5. DePaul
6. Purdue
7. Iowa
8. Temple
9. Alabama
10. Syracuse
12. Pittsburgh

## 1988

1. Temple
2. Arizona
3. Purdue
4. Oklahoma
5. Duke
6. Kentucky
7. Pittsburgh
8. North Carolina
9. Syracuse
10. Michigan

## 1989

1. Arizona
2. Georgetown
3. Illinois
4. North Carolina
5. Oklahoma
6. Indiana
7. Duke

8. Missouri
9. Syracuse
10. Michigan
11. Seton Hall


## 1990

1. Oklahoma
2. UNLV
3. Connecticut
4. Michigan State
5. Kansas
6. Syracuse
7. Georgia Tech
8. Arkansas
9. Georgetown
10. Purdue

## 1991

1. UNLV
2. Arkansas
3. Indiana
4. North Carolina
5. Ohio State
6. Duke
7. Arizona
8. Syracuse
9. Nebraska
10. Utah
11. Seton Hall
19. St. John's
23. Georgetown

# National Polls



## FINAL USA TODAY POLLS

### 1992

1. Duke
2. Indiana
3. Michigan
4. Ohio State
5. Cincinnati
6. Kentucky
7. Kansas
8. UCLA
9. Oklahoma St.
10. Arkansas
13. Seton Hall
23. Georgetown
24. Syracuse

### 1993

1. North Carolina
2. Michigan
3. Kentucky
4. Kansas
5. Indiana
6. Cincinnati
7. Florida State
8. Vanderbilt
9. Duke
10. Arkansas
11. Seton Hall

### 1994

1. Arkansas
2. Duke
3. Arizona
4. Fonda
5. Purdue
6. Missouri
7. Connecticut
8. Michigan
9. North Carolina
10. Louisville
11. Boston College
14. Syracuse

### 1995

1. UCLA
2. Arkansas
3. North Carolina
4. Oklahoma State
5. Kentucky
6. Connecticut
7. Massachusetts
8. Virginia
9. Wake Forest
10. Kansas
16. Georgetown
17. Syracuse
23. Villanova

### 1996

1. Kentucky
2. Massachusetts
3. Syracuse
4. Mississippi St.
5. Kansas
6. Cincinnati
7. Georgetown
8. Connecticut
9. Wake Forest
10. Texas Tech
17. Villanova

### 1997

1. Arizona
2. Kentucky
3. Minnesota
4. North Carolina
5. Kansas
6. Utah
7. UCLA
8. Clemson
9. Wake Forest
10. Louisville
15. Providence
23. Boston College

### 1998

1. Kentucky
2. Utah
3. North Carolina
4. Stanford
5. Duke
6. Arizona
7. Connecticut
8. Kansas
9. Purdue
10. Michigan State
13. Syracuse
18. West Virginia

### 1999

1. Connecticut
2. Duke
3. Michigan State
4. Ohio State
5. St. John's
6. Kentucky
7. Auburn
8. Maryland
9. Stanford
10. Utah
12. Miami

### 2000

1. Michigan State
2. Florida
3. Iowa State
4. Duke
5. Stanford
6. Oklahoma State
7. Cincinnati
8. Arizona
9. Tulsa
10. Temple
12. Syracuse
18. St. John's
20. Miami

### 2001

1. Duke
2. Arizona
3. Michigan State
4. Maryland
5. Stanford
6. Illinois
7. Kansas
8. Kentucky
9. Mississippi
10. North Carolina
11. Boston College
17. Georgetown
18. Syracuse
23. Notre Dame

### 2002

1. Maryland
2. Kansas
3. Indiana
4. Oklahoma
5. Duke
6. Connecticut
7. Oregon
8. Cincinnati
9. Pittsburgh
10. Arizona

### 2003

1. Syracuse
2. Kansas
3. Texas
4. Kentucky
5. Arizona
6. Marquette
7. Oklahoma
8. Pittsburgh
9. Duke
10. Maryland
11. Connecticut
15. Notre Dame

### 2004

1. Connecticut
2. Duke
3. Georgia Tech
4. Oklahoma State
5. Saint Joseph's
6. Stanford
7. Pittsburgh
8. Kentucky
9. Kansas
10. Texas
19. Syracuse

### 2005

1. North Carolina
2. Illinois
3. Louisville
4. Michigan State
5. Kentucky
6. Arizona
7. Duke
8. Oklahoma State
9. Washington
10. Wisconsin
12. West Virginia
13. Villanova
17. Connecticut
19. Boston College
21. Syracuse

### 2006

1. Florida
2. UCLA
3. LSU
4. Connecticut
5. Villanova
6. Memphis
7. Duke
8. George Mason
9. Texas
10. Gonzaga
15. West Virginia
16. Georgetown
18. Pittsburgh

### 2007

1. Florida
2. Ohio State
3. UCLA
4. Georgetown
5. Kansas
7. Memphis
8. Oregon
9. Texas A&M
10. Pittsburgh
20. Louisville

### 2008

1. Kansas
2. Memphis
3. North Carolina
4. UCLA
5. Texas
6. Louisville
7. Tennessee
8. Xavier
9. Davidson
10. Wisconsin
12. Georgetown
17. West Virginia
18. Pittsburgh
19. Notre Dame
24. Villanova

### 2009

1. North Carolina
2. Michigan State
3. Connecticut
4. Villanova
5. Louisville
6. Pittsburgh
7. Oklahoma
8. Missouri
9. Memphis
10. Kansas
12. Syracuse
21. Marquette

### 2010

1. Duke
2. Butler
3. West Virginia
4. Michigan State
5. Kentucky
6. Kansas
7. Kansas State
8. Syracuse
9. Tennessee
10. Baylor
15. Villanova
20. Pittsburgh

### 2011

1. Connecticut
2. Butler
3. Kentucky
4. Kansas
5. Ohio State
6. VCU
7. Duke
8. North Carolina
9. Arizona
10. Florida
12. Pittsburgh
14. Notre Dame
18. Syracuse
20. Marquette
22. Louisville

### 2012

1. Kentucky
2. Kansas
3. Ohio State
4. Louisville
5. Syracuse
6. North Carolina
7. Michigan State
8. Baylor
9. Florida
10. Marquette
17. Georgetown
18. Cincinnati

### 2013

1. Louisville
2. Michigan
3. Syracuse
4. Wichita State
5. Duke
6. Ohio State
7. Indiana
8. Kansas
9. Florida
10. Miami (Fla.)
11. Marquette
17. Georgetown

### 2014

1. Connecticut
2. Kentucky
3. Florida
4. Wisconsin
5. Arizona
6. Michigan
7. Wichita State
8. Michigan State
9. Louisville
10. Virginia
20. Creighton

### 2015

1. Duke
2. Wisconsin
3. Kentucky
4. Arizona
5. Notre Dame
6. Gonzaga
7. Michigan State
8. Virginia
9. Villanova
10. Louisville
22. Xavier
23. Butler

### 2016

1. Villanova
2. North Carolina
3. Kansas
4. Oklahoma
5. Virginia
6. Oregon
7. Michigan State
8. Miami
9. Indiana
10. Syracuse
11. Xavier

### 2017

1. North Carolina
2. Gonzaga
3. Oregon
4. Kansas
5. Kentucky
6. South Carolina
7. Arizona
8. Villanova
9. UCLA
10. Florida
18. Xavier
19. Butler

### 2018

1. Villanova
2. Michigan
3. Kansas
4. Duke
5. Virginia
6. Texas Tech
7. Loyola-Chi.
8. Xavier
9. Purdue
10. Gonzaga

### 2019

1. Virginia
2. Texas Tech
3. Michigan State
4. Duke
5. Auburn
6. Gonzaga
7. Kentucky
8. Purdue
9. North Carolina
10. Tennessee
20. Villanova

### 2020

1. Kansas
2. Gonzaga
3. Dayton
4. Baylor
5. Florida State
6. San Diego State
7. Kentucky
8. Duke
19. Creighton
19. Villanova
15. Seton Hall
21. Butler

### 2021

1. Gonzaga
2. Illinois
3. Baylor
4. Michigan
5. Alabama
6. Houston
7. Ohio State
8. Iowa
9. Texas
10. Arkansas
17. Villanova
19. Creighton

### 2022

1. Kansas
2. North Carolina
3. Duke
4. Villanova
5. Gonzaga
6. Arizona
7. Houston
8. Arkansas
9. Baylor
10. Purdue
13. Providence

### 2023

1. Connecticut
2. San Diego State
3. Miami
4. Alabama
5. Florida Atlantic
6. Houston
7. Texas
8. UCLA
9. Kansas State
10. Gonzaga
12. Creighton
14. Marquette
15. Xavier

# BIG EAST Basketball by Season

2022-23 Home Teams, 67-43  
1-point games (5); 2-point games (7); 3-point games (5);  
Overtime games (1)

2021-22 Home Teams, 63-44  
1-point games (5); 2-point games (9); 3-point games (9);  
Overtime games (5)

2020-21 Home Teams, 57-39  
1-point games (2); 2-point games (6); 3-point games (7);  
Overtime games (6)

2019-20 Home Teams, 53-37  
1-point games (8); 2-point games (5); 3-point games (6);  
Overtime games (4)

2018-19 Home Teams, 55-35  
1-point games (6); 2-point games (5); 3-point games (3);  
Overtime games (9)

2017-18 Home Teams, 51-39  
1-point games (5); 2-point games (2); 3-point games (6);  
Overtime games (10)

2016-17 Home Teams, 53-37  
1-point games (3); 2-point games (7); 3-point games (8);  
Overtime games (5)

2015-16 Home Teams, 49-41  
1-point games (6); 2-point games (1); 3-point games (4);  
Overtime games (3)

2014-15 Home Teams, 54-36  
1-point games (5); 2-point games (2); 3-point games (8);  
Overtime games (8)

2013-14 Home Teams, 55-35  
1-point games (8); 2-point games (3); 3-point games (5);  
Overtime games (11)

2012-13 Home Teams, 82-53  
1-point games (4); 2-point games (7); 3-point games (12)

2011-12 Home Teams, 89-55  
1-point games (4); 2-point games (11); 3-point games (16)

2010-11 Home Teams, 86-57  
1-point games (8); 2-point games (10); 3-point games (11)

2009-10 Home Teams, 87-57  
1-point games (7); 2-point games (14); 3-point games (13)

2008-09 Home Teams, 86-58  
1-point games (2); 2-point games (3); 3-point games (7)

2007-08 Home Teams, 90-54  
1-point games (7); 2-point games (13); 3-point games (9)

2006-07 Home Teams, 83-45  
1-point games (3); 2-point games (3); 3-point games (10)

2005-06 Home Teams, 80-48  
1-point games (4); 2-point games (7); 3-point games (12)  
Overtime games (10, including 2 double overtime)

2004-05 Home Teams, 56-40  
1-point games (7); 2-point games (6); 3-point games (8)  
Overtime games (7, including 1 double overtime)

2003-04 Home teams, 63-49  
1-point games (6); 2-point games (6); 3-point games (10)  
Overtime games (7, including 2 double overtime)

2002-03 Home teams, 69-43  
1-point games (4); 2-point games (9); 3-point games (9)  
Overtime games (8, including 1 double overtime)

2001-02 Home teams, 70-42  
1-point games (3); 2-point games (11); 3-point games (9);  
Overtime games (11, including 1 double overtime and 1 four overtime)

2000-01 Home teams, 73-39  
1-point games (7); 2-point games (8); 3-point games (6);  
Overtime games (6)

1999-00 Home teams, 61-43  
1-point game (4); 2-point games (7); 3-point games (5);  
Overtime games (4)

1998-99 Home teams, 62-55  
1-point games (4); 2-point games (11); 3-point games (9);  
Overtime games (5, including 1 double overtime)

1997-98 Home teams, 71-46  
1-point games (4); 2-point games (7); 3-point games (6)  
Overtime games (4)

1996-97 Home teams, 69-48  
1-point games (3); 2-point games (10); 3-point games (7); OT games: (9)

1995-96 Home teams, 77-40  
1-point games (9); 2-point games (5); 3-point games (11)  
Overtime games: (5)

1994-95 Home teams, 54-36  
1-point games (5); 2-point games (8); 3-point games (6)  
Overtime games (5)

1993-94 Home teams, 55-35  
1-point games (8); 2-point games (4); 3-point games (5)  
Overtime games (8)

1992-93 Home teams, 57-33  
1-point games (9); 2-point games (5); 3-point games (8)  
Overtime games (6)

1991-92 Home teams, 59-31  
1-point games (4); 2-point games (6); 3-point games (3)  
Overtime games (7, including 1 double overtime)

1990-91 Home teams, 49-23  
1-point games (1); 2-point games (7); 3-point games (6)  
Overtime games (6)

1989-90 Home teams, 40-32  
1-point games (6); 2-point games (5); 3-point games (5)  
Overtime games (4)

1988-89 Home teams, 48-24  
1-point games (2); 2-point games (7); 3-point games (7)  
Overtime games (5)

1987-88 Home teams, 46-26  
1-point games (6); 2-point games (10); 3-point games (4)  
Overtime games (3, including 1 double overtime)

1986-87 Home teams, 39-33  
1-point games (9); 2-point games (6); 3-point games (6)  
Overtime games (5, including 1 double overtime)

1985-86 Home teams, 47-25  
1-point games (9); 2-point games (4); 3-point games (6)  
Overtime games (7, including 2 double overtimes)

1984-85 Home teams, 42-30  
1-point games (5); 2-point games (11); 3-point games (2)  
Overtime games (5)

1983-84 Home teams, 41-31  
1-point games (7); 2-point games (12); 3-point games (6)  
Overtime games (12, including 2 double overtimes  
and 1 triple overtime)

1982-83 Home teams, 45-27  
1-point games (6); 2-point games (3); 3-point games (3)  
Overtime games (4, including 1 double overtime)

1981-82 Home teams, 32-24  
1-point games (9); 2-point games (4); 3-point games (2)  
Overtime games (6, including 1 double overtime)

1980-81 Home teams, 40-16  
1-point games (7); 2-point games (6); 3-point games (3)  
Overtime games (5, including 1 double overtime)

1979-80 Home teams, 10-11  
1-point games (1); 2-point games (3); 3-point games (1)

## IN-CONFERENCE STREAKS

### Consecutive Wins

22 Villanova, 2014-15/15-16  
19 Connecticut, 1997-98/98-99  
18 Connecticut, 1993-94/94-95  
15 Connecticut, 1994-95/95-96  
14 St. John's, 1984-85  
14 Boston College, 2003-04/04-05  
12 Syracuse, 2003-04/04-05

### Consecutive Losses

29 Georgetown, 2020-21/21-22/22-23  
24 DePaul, 2007-08/2008-09/2009-10; DePaul, 2009-10/2010-11  
21 Miami, 1993-94/94-95  
19 Boston College, 1990-91/91-92



# BIG EAST Basketball by Season

## VICTORIES BY SCHOOL

School	Years	OVERALL		
		Wins	Losses	Pct.
Butler	125	1662	1205	.580
Connecticut	122	1798	1011	.640
Creighton	105	1672	1091	.605
DePaul	100	1513	1093	.581
Georgetown	116	1713	1133	.602
Marquette	106	1717	1052	.620
Providence	96	1543	1027	.600
St. John's	113	1923	1085	.639
Seton Hall	111	1588	1135	.583
Villanova	103	1864	973	.657
Xavier	102	1573	1039	.602

(All BIG EAST records include Championship games)

## BIG EAST TITLES BY SCHOOL

School	Reg. Season	Champ.	Total
Connecticut	10*	7	17
Georgetown	10*	8	17
Villanova	11*	5	16
Syracuse	10*	5	15
St. John's	5	3	8
Boston College	6*	2	8
Pittsburgh	6*	2	8
Seton Hall	3	3	6
Louisville	2	3	5
Marquette	2	1	3
Providence	0	2	2
Miami	1	0	1
Notre Dame	1*	0	1
West Virginia	0	1	1
Xavier	1	0	1
Creighton	1	0	1

(Divisional play from 1995-96 to '97-'98 and 2000-01 to 2002-03)

\*Includes Division titles



Markus Howard, Marquette  
2019-20 Consensus All-America First Team



Myles Powell, Seton Hall  
2019-20 Consensus All-America First Team



Doug McDermott, Creighton,  
2013-14 Consensus National Player of the Year