



**KENTUCKY
(21-3, 10-1 SEC)**

11/6	COKER COLLEGE (EXH)	W, 86-44
11/11	at Morehead State	W, 96-60
11/15	JACKSONVILLE STATE	W, 100-25
11/17	NORTHEASTERN	W, 81-47
11/19	SOUTHERN MISSISSIPPI	W, 88-71
11/23	NEBRASKA OMAHA	W, 81-48
11/25	SAM HOUSTON STATE	W, 73-52
11/27	MISS. VALLEY ST. UK IMG/FSN	W, 90-51
12/4	#10/11 LOUISVILLE UK IMG/FSN	W, 74-54
12/8	#6/5 DUKE (Rupp Arena) CW/FSN	W, 72-65
12/11	ARKANSAS-PINE BLUFF UK IMG/FSN	W, 101-43
12/18	at #3/3 Notre Dame ESPNU	L, 83-92
12/21	SAMFORD	W, 90-61
12/28	at Middle Tennessee St. ESPN3	L, 58-70
1/1	at Florida CSS	W, 59-56
1/5	ARKANSAS UK IMG/FSN	W, 84-72
1/8	MISSISSIPPI STATE FSN	W, 88-40
1/12	#6/7 TENNESSEE FSN	W, 61-60
1/15	at #24/RV South Carolina	W, 66-58
1/19	at #15/14 Georgia	W, 69-64
1/22	FLORIDA SECN	W, 57-52
1/26	at Auburn	W, 66-48
1/29	ALABAMA CSS	W, 82-68
2/2	OLE MISS	W, 82-41
2/5	at LSU CST	L, 51-61
2/13	at #11/11 Tennessee ESPN2 3D	7 p.m.
2/16	at Alabama	7:30 p.m.
2/20	VANDERBILT ESPN2	9 p.m.
2/23	SOUTH CAROLINA (Senior Night)	7 p.m.
2/26	at Mississippi State ESPNU	1:30 p.m.
3/1-4	SEC Tournament (N1)	Nashville, Tenn.

FSN - FS South, FS Southwest and Sun Sports
UK IMG Sports Network

GAME CENTER

TELEVISION • ESPN2 3D

Play-by-Play Beth Mowins
Color Stephanie White

RADIO • UK IMG SPORTS NETWORK

Play-by-Play Neil Price

INTERNET • www.UKathletics.com

Live Audio - free Live Stats - free
Live Blog - free ESPN3.com

Live streaming video is available to members of Extreme Access (the subscription video portion of www.UKathletics.com) for non-televized home games only

GET LIVE GAME STATS ON YOUR LAPTOP!

Just open a web browser to -
kentucky.statbroadcast.com (home games only)

TICKETS

Contact the Tennessee ticket office at 1-800-332-VOLS (8657) or 865-656-1200. Tickets are also available online at utladyvols.com.

**Mon., Feb. 13, 2012 • 7 p.m. ET • ESPN2 (TV) / UK IMG Sports Network (Radio)
Knoxville, Tenn. • Thompson-Boling Arena (21,678)**

UK Media Relations • (859) 257-3838 • (859) 323-4310 (fax) • www.UKathletics.com

Women's Basketball Contacts: **Susan Lax** (slax0@uky.edu) and **Metz Camfield** (metz.camfield@uky.edu)

CATS LOOK FOR FIRST WIN IN KNOXVILLE SINCE 1985

No. 7/7 Kentucky has been making history all season and hopes to continue re-writing the record books as the Wildcats look for their first-ever win in Thompson-Boling Arena, and first win in Knoxville since 1985. Monday's game is the first women's collegiate basketball game in 3D as part of ESPN's Big Monday Presented by Bud Light and Play 4Kay telecast.

The Wildcats, who sit atop of the SEC standings at 10-1, have their sights set on winning their first SEC regular season championship since 1982. The Cats are just one win away from tying the most SEC wins in school history at 11, and their four SEC road wins are two shy of tying the school record of 6 set in 2005-06.

Leading the way for the Wildcats is junior All-America and SEC Player of the Year candidate Adia Mathies. Mathies leads the team in almost every statistical category, including scoring (15.1), steals (2.8) and 3-point field goal percentage (.371). She is also second on the team in rebounding (5.3), assists (2.6), blocks (0.7) and 3-point field goals made (39). SEC Freshman of the Year contender Bria Goss follows in the scoring column with 11.4 ppg. She has scored in double digits in two of the last three games, and she leads the team in charges taken with 15. Sophomore forward Samarie Walker is the leading rebounder with 6.3 rebounds per game.

UK ranks in the top 10 of four national statistical categories, including leading the nation in turnover margin (+11.9). The Cats have forced at least 20 turnovers in 20 games this season, including 36 at Ole Miss.

GAME CENTER

KENTUCKY WILDCATS		TENNESSEE LADY VOLUNTEERS	
Record:	21-3, 10-1 SEC	Record:	17-7, 8-3 SEC
Ranking:	No. 7 AP / No. 7 ESPN/USA Today	Ranking:	No. 11 AP / No. 11 ESPN/USA Today
Last game:	L, LSU, 61-51 (A)	Last game:	L, Vanderbilt, 79-93 (A)
Coach:	Matthew Mitchell (Miss. State, '95)	Coach:	Pat Summitt (UT-Martin, '74)
Overall:	137-81 (Seventh season)	Record:	1,088-206 (38th season)
at UK:	107-52 (Fifth season)	at UT:	Same
SEC:	45-26 (.634)	SEC:	452-69 (.667)
Mitchell vs. UT:	2-7	Summitt vs. UK:	46-8

QUICK NOTES

- Kentucky's 21-3 start ties the best start in program history. UK also started 21-3 in 1982-83.
- Junior guard Adia Mathies is on the watch list for four national awards: John R. Wooden Award, Naismith Trophy, Wade Trophy and USBWA National Player of the Year.
- Mathies leads UK in scoring (15.1), 3-point field goal percentage (.371) and steals (2.7). She has netted double figures in 18 of 23 games she has played this season, including eight games with 20 or more.
- UK leads the SEC in scoring offense, scoring margin, steals, turnover margin and offensive rebounds.
- UK holds a 142-214 record in SEC play, including a 45-26 mark under Coach Mitchell.
- UK trails in the all-time series with Tennessee 44-8, including a 20-2 deficit when playing in Knoxville. A UK win would snap a 15-game losing streak to the Lady Vols in Knoxville, giving the Cats their first win in Thompson-Boling in school history and their first win in Knoxville since 1985. The Cats' last win on the road vs. the Lady Vols came on Jan. 23, 1985 in the Stokely Athletics Center. UK defeated the Lady Vols earlier this season in Lexington, 61-60.

(continued on page four)

2011-12 STARTING LINEUP/RESERVES

		PPG	RPG	Cat Scratch
G-1	Adia Mathies (5-9, Jr., Louisville, Ky.)	15.1	5.3	SEC's 3rd-leading scorer; SEC POY candidate
G-13	Bria Goss (5-10, Fr., Indianapolis, Ind.)	11.4	4.5	SEC's leading freshman scorer; SEC FOY candidate
G-32	Kastine Evans (5-8, So., Salem, Conn.)	7.4	4.0	Has hit at least one 3-pointer in 7 straight games
F-40	Brittany Henderson (6-2, Jr., Pasadena, Calif.)	3.7	3.8	Averaging 4.6 ppg in last 5 games
PG-24	Amber Smith (5-6, Gr., Winter Haven, Fla.)	5.0	1.9	Ranks sixth on UK's all-time assists list (407)

OFF THE BENCH

G-4	Keyla Snowden (5-7, Gr., Lexington, Ky.)	9.7	1.1	Double digits in 6 of last 9 games; 6th WOY candidate
F-23	Samarie Walker (6-1, So., West Carrollton, Ohio)	7.7	6.3	Averaging 8.6 pts, 8.2 rbs in last 5 games
F-31	Samantha Drake (6-3, Jr., Bardstow, Ky.)	5.8	4.0	Averaging 8.7 pts/5.8 rbs in nonconference play
C-50	Azia Bishop (6-3, Fr., Toledo, Ohio)	5.5	3.5	Tied for 8th on UK's freshman blocks list with 21
G-10	Bernisha Pinkett (5-7, So., Washington, D.C.)	5.3	2.4	Scored at least 3 points in 7 straight games
G-20	Maegan Conwright (5-8, So., Arlington, Texas)	4.2	1.7	Scored an SEC-high 10 points at Auburn
PG-3	Crystal Riley (5-5, Sr., Memphis, Tenn.)	1.4	0.9	Hit her 2nd 3-pointer vs. UM; Averages 8.3 mpg
F-25	Bra'Shey Ali (6-0, Fr., Plainfield, N.J.)	1.6	1.9	5 rbs, 1 block and 1 steal in SEC debut vs. UM

FRIDAY - 10	SATURDAY - 11	SUNDAY - 12	MONDAY - 13	TUESDAY - 14	WEDNESDAY - 15	THURSDAY - 16
Media Opportunity 2 p.m. Practice 2:45 p.m. Joe Craft Center	Practice TBA	Practice TBA Depart for Knoxville	UK at Tennessee 7 p.m. ET UK IMG Sports Radio Network/ESPN2	Practice TBA	Practice TBA	UK at Alabama 7:30 p.m. ET UK IMG Sports Radio Network

QUICK FACTS

Location: Lexington, Ky.
Founded: 1865
Enrollment: 28,098
Nickname: Wildcats
Colors: Blue (PMS 286) and White
Conference: Southeastern (Eastern Division)
Arena: Memorial Coliseum (8,000)
President: Dr. Eli Capilouto
Athletics Director: Mitch Barnhart
Faculty Representative: Dr. Joseph L. Fink III

COACHING STAFF

Head Coach: Matthew Mitchell
Associate Head Coach: Kyra Elzy
Assistant Coaches:
Shalon Pillow, Matt Insell

MEDIA RELATIONS

Associate AD/Media Relations
DeWayne Peevy
859-257-3838
dewayne.peevy@uky.edu

Media Relations Director
Tony Neely
859-257-3838
tneely@uky.edu

Assoc. Media Relations Dir./WBB Contact
Susan Lax
859-257-8420
slax0@uky.edu / Twitter: slax0

Assoc. Media Relations Director
John Hayden
859-257-8429
john.hayden@uky.edu

Assistant Media Relations Director
Brent Ingram
859-257-8504
brent.ingram@email.uky.edu

Assistant Media Relations Director
Deb Moore
859-257-8506
deb.moore@email.uky.edu

Assistant Media Relations Director/Web Coord.
Pete Camagna
859-257-8502
pca222@uky.edu

Assistant Media Relations Director/New Media
Guy Ramsey
859-257-3838
Guy.Ramsey@uky.edu

Media Relations Assistant
Wesley Crane
859-257-8431
wesley.crane@uky.edu

Media Relations Assistant (No. 2 WBB Contact)
Metz Camfield
859-257-3520
metz.camfield@uky.edu

MEDIA INFORMATION

CREDENTIAL REQUESTS

Requests for media credentials and parking passes for the 2011-12 UK Hoops home games should be made to Susan Lax at slax0@uky.edu. Requests for UK away games should go to the media relations office of the home team.

UK WEBSITE -- UKATHLETICS.COM

Visit the official University of Kentucky Athletics web site at ukathletics.com. The official Southeastern Conference web site is secsports.com.

GET THE GAME'S LIVE STATS ON YOUR LAPTOP!

The University of Kentucky has partnered with StatBroadcast Systems to provide stats technologies, namely its StatMonitr wireless stat monitors and online media stats, at Kentucky home women's basketball games this season.

To access live game stats on your personal laptop, go to: <http://kentucky.statbroadcast.com>.

UK MEDIA CONFERENCE

Each game week in the UK Media Room Coach Matthew Mitchell will hold a press conference to discuss the upcoming game. Selected players are available following the press conference. Check with UK media relations for exact times and dates. Selected quotes from the media conference are available via ukathletics.com.

WEEKDAY INTERVIEWS

Media wanting to interview players or coaches during the week must make arrangements through the UK Media Relations Office. Please contact SID Susan Lax or Metz Camfield at (859) 257-8420 or email at slax0@uky.edu.

POST GAME INTERVIEWS

UK's Matthew Mitchell will be available in the Media Room following a 10-minute cooling off period. The visiting coach and players will follow Coach Mitchell. UK players will be last. A member of the UK Media Relations staff will solicit media requests for players at the under 4:00 media timeout. After the game, those players will be escorted to the interview area along with their coaches by a member of that school's media relations office as well as a representative of UK Media Relations. Quotes will be available for all working media in the UK Media Relations Office and on the official UK web site, ukathletics.com.

PRACTICE SCHEDULE

Practice usually runs from 1:45 - 4 p.m. in the Joe Craft Center. Practices are open to the public. However, we ask you to please call in advance due to changing practice schedules during the season. Player and coaches interviews can be conducted prior to or following each practice. Contact Susan Lax for further information.



FOLLOW UK HOOPS ON TWITTER

UK Hoops - UKHoopCats

Matthew Mitchell - UKCoachMitchell

Susan Lax - Slax0

UK Athletics - UKAthleticsnews

UK Media Relations- UKMediaNews



RADIO/TELEVISION CHART



JENNIFER O NEILL
POINT GUARD

0

5-6 So.
Bronx, N.Y.
(Saint Michael Academy)



A DIA MATHIES
GUARD

1

5-9 Jr.
Louisville, Ky.
(Iroquois HS)



CRYSTAL RILEY
POINT GUARD

3

5-5 Sr. - TR
Memphis, Tenn.
(Hillcrest HS/LSU)



KEYLA SNOWDEN
GUARD

4

5-7 Sr. - TR
Lexington, Ky.
(Lexington Catholic HS/Akron)



BERNISHA PINKETT
GUARD

10

5-7 So.
Washington, D.C.
(Howard D. Woodson HS)



DENESHA STALLWORTH
FORWARD

11

6-3 Jr. - TR
Richmond, Calif.
(Pinole Valley HS/California)



BRIA GOSS
GUARD

13

5-10 Fr.
Indianapolis, Ind.
(Ben Davis HS)



MAEGAN CONWRIGHT
GUARD

20

5-8 So.
Arlington, Texas
(Timberview HS)



SAMARIE WALKER
FORWARD

23

6-1 So. - TR
West Carrollton, Ohio
(Chaminade-Julienne HS/UConn)



AMBER SMITH
POINT GUARD

24

5-6 Sr. - RS
Winter Haven, Fla.
(Winter Haven HS)



BRA SHEY ALI
GUARD/FORWARD

25

6-0 Fr.
Plainsfield, N.J.
(Nazareth Regional HS)



SAMANTHA DRAKE
FORWARD/CENTER

31

6-3 So.
Bardstown, Ky.
(Nelson Co. HS)



KASTINE EVANS
GUARD

32

5-8 So.
Salem, Conn.
(Norwich Free Academy)



BRITTANY HENDERSON
FORWARD

40

6-2 Jr.
Pasadena, Calif.
(John Muir HS)



AZIA BISHOP
FORWARD/CENTER

50

6-3 Fr.
Toledo, Ohio
(Start HS)

COACHING STAFF



MATTHEW MITCHELL
HEAD COACH

5th

Season
Louisville, Miss.
(Mississippi State, 95)



KYRA ELZY
ASSOCIATE HEAD COACH

3rd

Season
LaGrange, Ky.
(Tennessee, 01)



SHALON PILLOW
ASSISTANT COACH

3rd

Season
Addyston, Ohio
(Tennessee, 02)



MATT INSELL
ASSISTANT COACH

4th

Season
Shelbyville, Tenn.
(Middle Tennessee, 07)

BY THE BIG BLUE NUMBERS

6,336	Average attendance in 2011-12
1,273	Number of career points for A'dia Mathies
1,200	Number of career points for Keyla Snowden
649	Number of wins in UK Hoops history
281	Consecutive games UK has hit a 3-pointer
142	Number of SEC wins in UK Hoops history
137	Career wins for Matthew Mitchell
107	Wins at UK for Matthew Mitchell
94	Consecutive games UK has started a freshman
39	Consecutive weeks in the AP poll
9	Number of games UK has forced 30-plus turnovers this season
7	Consecutive years UK has participated in postseason play
4	Number of McDonald's All-Americans on the 2011-12 roster
2	Number of graduates on the roster (Keyla Snowden, Amber Smith)

- SEC Freshman of the Year candidate Bria Goss averages 11.4 points per game, the most by any rookie in the SEC. She has scored in double figures 17 times, including two of the last three games.
- Mathies ranks third in the SEC (all games) in steals per game, having swiped at least one steal in 23 of her last 24 games dating back to last season.
- UK is one of just four schools in the nation to have both its men's and women's teams ranked in the top 10 of the AP poll. The others are Baylor, Duke and Ohio State.
- The Cats are 56-5 since the 1979-80 season when forcing 30 or more turnovers, including 16-0 in the Matthew Mitchell era.
- UK has forced at least 20 turnovers in 22 of 24 games this season, including three games with 40 or more. The only games UK didn't force 20 or more turnovers were against Arkansas (19) and Georgia (14).
- The Wildcats have forced double-digit turnovers in 106 consecutive games.
- UK is 25-1 overall, 7-0 this season when holding the opponent under 50 points in the Matthew Mitchell era.
- UK ranks in the top 10 of four national statistical categories. The Cats lead the nation in turnover margin (+11.9), are eighth in steals per game (13.1), ninth in scoring offense (77.2) and 10th in scoring margin (20.5).
- Mathies has netted 39-of-105 3-point attempts this season, surpassing last year's total of 22 made 3-pointers in just 15 games. In SEC play, she ranks third in the SEC in scoring (14.7) and has hit 20-of-53 from beyond the arc, including a career-high five 3s vs. Arkansas.
- Mathies has been named the SEC Player of the Week and Goss has been the SEC Freshman of the Week three times each this season.
- Mathies is one of only six players in UK history to accumulate over 1,000 points, 200 assists and 200 steals in her career. She already ranks eighth on UK's career steals list and needs three more to move up to No. 7.
- Goss ranks second on the team in scoring behind Mathies and is the SEC's top freshman scorer with 11.4 points per game. She has scored in double figures in all but six games this season, including a career-high 22 points at No. 15/14 Georgia. In SEC play, Goss ranks fourth in the league in 3-point field goal percentage, shooting .406 (13-of-32) from beyond the arc.
- Senior guard Keyla Snowden is the team's third overall scorer with 9.7 ppg. The SEC 6th Woman of the Year candidate has come off the bench to record double digits in six of UK's last nine games, including team highs vs. Arkansas, South Carolina, Florida and Alabama. In SEC play, she is averaging 10.0 ppg.
- Since Coach Mitchell implemented UK's signature pressure defense at the beginning of the 2009-10 season, the Wildcats have compiled a 74-20 (78.7) overall record, a 32-11 (74.4) mark in SEC play and have advanced to two SEC Tournament championship games and two NCAA Tournaments, including an Elite Eight appearance in 2010.
- At 21-3, Coach Matthew Mitchell has guaranteed his third consecutive winning season and fourth overall at UK.
- UK leads the SEC and ranks ninth nationally in scoring offense (77.2). UK has scored over 70 points in 16 of 24 games this season, including 13 with 80 or more. The Cats are an impressive 37-2 under Coach Mitchell when scoring 80 or more points, including 18-1 this season.
- Fifteen of UK's 21 wins have been by double digits. Overall, UK is outscoring its opponent by +20.5 (10th nationally).
- UK has won or tied the rebounding battle in 16 of 24 games, including eight by more than 10.
- UK is outscoring its opponents by +8.3 per game in second-chance points. The Wildcats lead the SEC (all games) in offensive rebounds (19.7). Four Wildcats are averaging over 2.0 offensive rebounds per game (Mathies, Evans, Goss and Drake). UK has grabbed 20 or more offensive rebounds 11 times this season.
- UK, which leads the SEC in steals (13.1), has charted double-digit steals in 17 of 24 games this season.
- Two Wildcats, Amber Smith and Keyla Snowden, have already graduated and are working on their second bachelor's degrees. Smith, who has a degree in integrated communications systems, is working on a second degree in family studies. Snowden graduated with a degree in communications and is working on a second degree in media arts and studies.

2011-12 SEC STANDINGS

Team	SEC	Pct.	All	Pct.
Kentucky	10-1	.909	21-3	.875
Tennessee	8-3	.727	17-7	.708
Georgia	7-4	.636	18-6	.750
Arkansas	7-4	.636	18-5	.783
South Carolina	7-4	.636	18-6	.750
Vanderbilt	7-4	.636	19-5	.792
Florida	6-5	.545	16-8	.667
LSU	6-5	.545	16-8	.667
Mississippi State	3-8	.273	13-11	.542
Auburn	3-9	.250	11-14	.440
Ole Miss	2-10	.167	12-13	.480
Alabama	1-10	.091	10-14	.440

This week in the SEC:

12 (Sunday)

- *LSU at Alabama (CSS) 1:00 p.m.
- *Arkansas at Auburn (ESPN2) 1:30 p.m.
- *Vanderbilt at Georgia (SECN) 2:00 p.m. ET
- *Ole Miss at Mississippi State (FSN) 2:30 p.m.
- *Florida at South Carolina (ESPN2) 5:00 p.m. ET

13 (Monday)

- *Kentucky at Tennessee (ESPN2) 7:00 p.m. ET

16 (Thursday)

- *Kentucky at Alabama 6:30 p.m.
- *LSU at Arkansas (CST) 7:00 p.m.
- *Georgia at South Carolina (FSN) 7:00 p.m. ET
- *Florida at Vanderbilt (FSN) 8:00 p.m.
- *Tennessee at Mississippi State (CSS) 8:00 p.m.

Times listed are Central unless otherwise noted



Up next for the Cats:
Alabama

Thursday, Feb. 16
Foster Auditorium
7:30 p.m. ET
UK IMG Sports Network (Radio)

MILESTONES TO WATCH

- A'dia Mathies has 1,273 career points and needs 66 more points to tie Belitta Croley at No. 14 (1,339, 1984-88)
- A'dia Mathies has 226 steals and needs three more to move up to No. 7 on the career list with Christina Jansen (229, 1992-96).
- Amber Smith has 407 assists and needs 35 more to tie Stacey Reed (442, 1991-95) at No. 5 on the all-time assists list.
- Keyla Snowden (156 career 3-pt FGs made) - needs six 3-pointers to tie Jenny Pfeiffer at No. 3 (162, 2003-07) on the career 3-pointers made list.
- Keyla Snowden (417 career 3-pt FGs attempted) - needs 50 more 3-point attempts to tie Jenny Pfeiffer at No. 3 (467, 2003-07).
- Bria Goss has 17 double-figure scoring games and needs one more to move up to No. 4 with Samantha Mahoney and Kristi Cushenberry (18) on UK's freshman chart.
- Bria Goss has 27 made 3-pointers and needs three more to tie Stacey Reed at No. 5 on UK's freshman chart.
- Azia Bishop has 21 blocks and needs one more to move up to tie Jennifer Humphrey (22, 2002-03) and A'dia Mathies (22, 2009-10) at No. 6 on UK's freshman blocks list.

A'DIA MATHIES

GUARD • JR • 5-9
LOUISVILLE, KY/ROQUOIS

All-America, SEC Player of the Year & SEC Defensive Player of the Year Candidate

2011-12 Honors

- Three-time SEC Player of the Week
 - USBWA Women's National Player of the Week
 - Sporting News All-America Second Team
 - Naismith Award Watch List
 - John R. Wooden Award Midseason Top-20 List
 - State Farm Wade Watch List
 - USBWA Women's Player of the Year Midseason Watch List
 - Preseason First Team All-SEC (media)
 - Preseason First Team All-SEC (coaches)
- Leads No. 7 Kentucky in scoring (15.1 ppg), steals (2.7 spg) and 3-point field goal percentage (.371), and is second on the team in rebounds (5.3 rpg), assists (2.6 apg), blocks (0.7 bpg) and 3-point field goals made (39).
 - Third in the SEC in scoring (15.1 points per game).
 - Has reached double figures in scoring in every game but five.
 - 15th in scoring at UK all-time (1,273 pts).
 - Eighth in the SEC in 3-pt. field goals made (1.7 per game), and fourth in 3-pt. FG pct. (.371).
 - Her 2.7 steals per game average is third in the SEC, and is 53rd nationally.
 - Has at least one steal in every game but one this season.
 - No. 9 all-time in steals at UK with 226.
 - Has eight 20-point games this season.
 - Has grabbed at least four rebounds in 18 games.
 - Scored career-high 34 points vs. Tennessee, the most points scored by a UK player since 1987, and hit the game winning shot with less than five seconds left on the clock.
 - Has led the team in scoring in 11 games this season.
 - Ranks in the top 10 in the SEC in five statistical categories (all games played), including scoring, steals, 3-point field goal percentage, 3-point field goals made and offensive rebounds.
 - Ranks in the top 10 in the SEC in five statistical categories (conference games only), including scoring, assists, 3-point field goal percentage, 3-point field goals made and assist/turnover ratio.



"I don't know of a player who means more to her team that's having the success that we're having. A'dia Mathies has my vote but I don't get to vote for her so I'm bummed out about that. I have to vote for somebody else."

– Matthew Mitchell on if Mathies is an SEC Player of the Year candidate

BRIA GOSS

GUARD • FR • 5-10
INDIANAPOLIS, IND./BEN DAVIS

All-SEC & SEC Freshman of the Year Candidate


2011-12 Honors

- Three-time SEC Freshman of the Week

- Leading freshman scorer in the SEC, and second on the team in scoring (11.4 points per game).
- Is 13-32 (.406) from beyond the arc in conference action, the third best percentage in the SEC.
- Has reached double figures in scoring in 17 of 24 games.
- Tied for 11th in the SEC in steals (1.8 spg).
- Has started every game this season
- Has taken the most charges on the team (15)
- Scored 19 points in a tight win over No. 6 Duke in front of the biggest crowd in program history
- Helped lead the Wildcats back from a 10-point second half deficit on the road at No. 15 Georgia, scoring a career-high 22 points, including three 3-pointers
- Has led the team in scoring in five games this season

In UK freshman history:

- On pace to tie the sixth highest scoring average (11.4 ppg)
- Tied for the sixth most double-figure scoring games (17)
- Seventh most 3-pointers made (27)



"Let me tell you about Bria Goss: That kid, as you all can tell by watching her play, is extremely talented. But she has unbelievable character and she is incredibly coachable, and she is so honest which is so refreshing as a coach."

– Matthew Mitchell

KEYLA SNOWDEN

GUARD • SR • 5-7
LEXINGTON, KY./LEX. CATH./AKRON

All-SEC & 6th Woman of the Year Candidate

- Third on the team in scoring, averaging 9.7 points per game.
- Leads the team and is tied for ninth in the SEC in 3-point field goals made (1.7 made per game).
- Sixth in the SEC in 3-point field goal percentage (.351).
- Third at UK in career 3-point field goal percentage, hitting 156-of-417 (.374).
- Has been stellar at the free-throw line this season, going 38-46 overall, and 27-32 in SEC play, third best in SEC games only.
- Has been first off the bench for UK in 10 games this season.
- Has led the team in scoring in seven games this season.
- Has played the sixth most minutes on the team (16.5 mpg).
- Ranks in the top 10 in the SEC (all games played) in 3-point field goal percentage and 3-point field goals made.
- Ranks in the top 10 in the SEC (conference games only) in free throw percentage, and is No. 11 in 3-point field goal percentage and 3-point field goals made.



"Keyla has seemed to have no trouble with her role and is probably one of the most productive players in the conference as far as her minutes go and what she gets out of it. I don't know how Keyla Snowden could be playing any better, even if we played her more minutes." – Matthew Mitchell

NATIONAL POLLS

THE ASSOCIATED PRESS POLL (WEEK 13)

1.	Baylor (40)	23-0	1,000
2.	Notre Dame	23-1	960
3.	Connecticut	21-2	917
4.	Stanford	20-1	882
5.	Duke	18-3	805
6.	Miami (FL)	20-3	803
7.	Kentucky	21-3	728
8.	Maryland	19-3	709
9.	Green Bay	20-0	659
10.	Ohio State	20-2	651
11.	Tennessee	17-6	582
12.	Delaware	20-1	556
13.	Nebraska	19-3	507
14.	Georgetown	18-5	444
15.	Texas A&M	16-5	417
16.	Purdue	19-5	385
17.	Rutgers	17-6	334
18.	Penn State	18-5	307
19.	Gonzaga	21-3	268
20.	Louisville	17-6	217
21.	Georgia	18-6	207
22.	Georgia Tech	17-6	128
22.	North Carolina	17-5	128
24.	South Carolina	18-5	123
25.	St. Bonaventure	22-2	82

Other UK opps receiving votes: South Carolina 48, Arkansas 12, Vanderbilt 2

USA TODAY/ESPN COACHES POLL (WEEK 13)

1.	Baylor (31)	24-0	775
2.	Notre Dame	23-1	743
3.	Connecticut	21-2	710
4.	Stanford	20-1	685
5.	Duke	19-3	650
6.	Miami (FL)	20-3	604
7.	Kentucky	21-3	584
8.	Maryland	20-3	534
9.	Green Bay	20-0	530
10.	Ohio State	21-2	483
11.	Tennessee	17-6	476
12.	Delaware	20-1	434
13.	Georgetown	18-5	379
14.	Texas A&M	16-5	378
15.	Nebraska	19-3	309
16.	Rutgers	17-6	290
17.	Louisville	17-6	276
18.	Gonzaga	21-3	234
19.	Purdue	19-5	222
20.	Georgia	18-6	202
21.	Penn State	18-5	176
22.	DePaul	17-7	92
23.	Georgia Tech	17-7	83
24.	South Carolina	18-5	46
25.	Vanderbilt	18-5	45

Other UK opps receiving votes: Middle Tennessee 15

2011-12 UK Opponents in Bold

DATE	WEEK-BY-WEEK		COACHES
	AP		
Preseason	18		15
Week 1	17		13
Week 2	14		11
Week 3	12		10
Week 4	10		10
Week 5	8		7
Week 6	8		8
Week 7	6		6
Week 8	11		9
Week 9	9		8
Week 10	6		6
Week 11	6		6
Week 12	6		5
Week 13	7		7

2011-12 UK HOOPS ROSTER

0	Jennifer O'Neill	PG	So.-1L	5-6	Bronx, N.Y./Saint Michael Academy
1	A'dia Mathies	G	Jr.-2L	5-9	Louisville, Ky./Iroquois HS
3	Crystal Riley	PG	Sr.-2L	5-5	Memphis, Tenn./ Hillcrest HS/LSU
4	Keyla Snowden	G	Grad-2L	5-7	Lexington, Ky./Lexington Catholic HS/Akron
10	Bernisha Pinkett	G	So.-1L	5-7	Washington, D.C./ Howard D. Woodson HS
11	DeNesha Stallworth *	C	Jr.-TR	6-3	Richmond, Calif./Pinole Valley HS/California
13	Bria Goss	G	Fr.-HS	5-10	Indianapolis, Ind./Ben Davis HS
20	Maegan Conwright	G	So.-1L	5-8	Arlington, Texas/Timberview High School
23	Samarie Walker	F/C	So.-TR	6-1	West Carrollton, Ohio/Chaminade-Julienne HS/Connecticut
24	Amber Smith	PG	Grad-3L	5-6	Winter Haven, Fla./Winter Haven HS
25	Bra'Shey Ali	G/F	Fr.-HS	6-0	Plainfield, N.J./Nazareth Regional HS
31	Samantha Drake	F/C	So.-1L	6-3	Bardstown, Ky./Nelson Co. HS
32	Kastine Evans	G	So.-1L	5-8	Salem, Conn./Norwich Free Academy
40	Brittany Henderson	F	Jr.-2L	6-2	Pasadena, Calif./John Muir HS
50	Azia Bishop	F/C	Fr.-HS	6-3	Toledo, Ohio/Start HS

* - Will sit out the 2011-12 season due to NCAA transfer rules

Head Coach: Matthew Mitchell (Mississippi State, '95) – 5th Year

Associate Head Coach: Kyra Elzy (Tennessee, '01) – 4th Year

Assistant Coaches: Matt Insell (MTSU, '07) – 4th Year, Shalon Pillow (Tennessee, '02) – 3rd Year

Asst. AD/Dir. of Basketball Operations: Ukari Figgs (Purdue, '99) – 1st Year

Pronunciation Guide:

A'dia (ODD-e-uh) Mathies (MATH-is); Kastine (Kas-TEEN) Evans; Bernisha (Ber-KNEE-sha) Pinkett; Keyla (KEE-la) Snowden (SNO-den)

SCOUTING THE TENNESSEE GAME

SCOUTING TENNESSEE

- The Cats are currently ranked first in the SEC, while Tennessee is second.
- Tennessee (17-7, 8-3 Southeastern Conference) enters Monday's contest coming off a 79-93 loss at intrastate foe Vanderbilt. The Lady Vols were led by sophomore guard Meighan Simmons' team-high 20 points. Freshman forward Cierra Burdick led Tennessee on the glass with nine boards. Freshman guard Ariel Messengale had seven assists and just two turnovers in the loss.
- Senior guard/forward Shekinna Stricklen is the Lady Vols' leading scoring, averaging 14.9 points per game. Forward Glory Johnson, a graduate student, is the leading rebounder for Tennessee, pulling down 9.3 rebounds to go with her 13.8 points per game average. In all, Tennessee has six players averaging 8.0 or more points.
- No. 11/11 Tennessee is led by legendary head coach Pat Summitt. Summitt is in her 38th year as head coach of Tennessee, and is the all-time winningest coach in NCAA basketball history – men or women in any division. Summitt holds an impressive record of 1,088-206. UK head coach Matthew Mitchell served as a graduate assistant under Summitt during the 1999-2000 season where the Lady Vols went 33-4 before losing in the national championship game to UConn.

SERIES RECORD VS. THE LADY VOLS

- This is the 57th meeting between the border rivals, the 23rd in Knoxville. UK has met UT more times than any other rival.
- The Lady Vols lead the overall record 48-8, including a 20-2 advantage in Knoxville. UT has won the last 15 meetings in Thompson-Boling Arena over the Cats.
- UK's last win in Knoxville was Jan. 23, 1985 in the Stokely Athletics Center. UK has never won in Thompson-Boling Arena.

IN OUR LAST GAME AGAINST TENNESSEE

Kentucky upset No. 6/7 Tennessee 61-60 in Memorial Coliseum on Jan. 12. Trailing 60-57, junior guard A'dia Mathies followed her own miss with a putback to cut it to one with 46 seconds left. Tennessee was called for a charge on its next possession, setting up Mathies' play. After a timeout, Mathies drove the lane and scored in traffic with 4.2 seconds left, giving UK a 61-60 lead. Tennessee's Kamiko Williams drove the length of the floor, but missed an off-balance 16-footer off the front of the rim as time expired. UK's win snapped the Lady Volunteers' 36-game SEC winning streak.

Mathies finished with a career-high 34 points while senior guard Keyla Snowden came off the bench for 11 points and a career-high four steals.

Tennessee was led by Glory Johnson and Vicki Baugh who netted 17 and 16 points, respectively.

KENTUCKY VS. THE RANKED

- Kentucky has played in 249 games against opponents ranked in the AP poll. The Wildcats own a 56-193 record in those games, including a 15-26 mark under Matthew Mitchell.
- UK is 5-1 vs. ranked teams this season with wins over No. 10/11 Louisville (Dec. 4), No. 6/5 Duke

KENTUCKY'S RECORD WHEN...

	ALL	SEC
Leading or tied at halftime	17-0	7-0
Trailing at halftime	4-3	2-1
Shoot 50 percent or higher	2-0	0-0
Shoot 60 percent or higher	0-0	0-0
Shoot less than 50 percent	19-3	9-1
Shoot higher percentage than opp.	12-0	5-0
Shoot lower percentage than opp	9-3	4-1
Opp. shoot worse than 50 percent	19-1	9-0
Opp. shoot 50 percent or higher	2-2	0-1
Opp. shoot 60 percent or higher	0-0	0-0
Score less than 60 points	2-2	2-1
Score 60 or more points	19-1	7-0
Score 70-plus points	15-1	3-0
Score 80-plus points	12-1	3-0
Score 90-plus points	5-0	0-0
Score 100-plus points	2-0	0-0
Opp. score less than 40 points	1-0	0-0
Opp. score less than 50 points	7-0	2-0
Opp. score less than 60 points	13-0	5-0
Opp. score less than 70 points	19-1	8-1
Opp. score less than 80 points	20-2	9-1
Opp. score 60-plus points	8-3	4-1
Opp. score 70-plus points	2-2	1-0
Opp. score 80-plus points	0-1	0-0
Opp. score 90-plus points	0-1	0-0
Outrebound or same as opponent	16-0	5-0
Outrebounded by opponent	5-3	4-1
Commit fewer turnovers than opp.	18-3	7-1
Commit same turnovers as opp.	1-0	0-0
Commit more turnovers than opp.	2-0	2-0
Force 20 or more turnovers	19-3	7-1
Force 25 or more turnovers	15-2	4-1
Force 30 or more turnovers	9-0	2-0
Force 40 or more turnovers	3-0	0-0
Make 6 or more 3-pointers	13-0	5-0
Make 5 or fewer 3-pointers	8-3	4-1
Opp. make 6 or more 3-pointers	2-0	1-0
Opp. make 5 or fewer 3-pointers	19-3	8-1
Game decided by 10 pts or less:	5-2	4-1
Game decided by 1-5 pts:	4-0	4-0
Game decided by 6-10 pts:	1-1	1-1
Game decided by 11-15 pts:	2-1	2-0
Game decided by 16+ pts:	13-0	2-0
Overtime games:	0-0	0-0
Televised games:	10-3	5-1
UK IMG/FSN	5-0	1-0
FSN	2-0	2-0
Wazoo Sports	0-0	0-0
ESPN	0-1	0-0
ESPN2	0-0	0-0
ESPN3	0-1	0-0
CSS	2-0	2-0
SEC Network	1-0	1-0
CST	0-1	0-1
Games vs. ranked opponents:	4-1	2-0
Games following a loss:	2-0	1-0
Games following a win:	18-3	8-1
More points in the paint than opp.:	13-1	4-1
Fewer points in the paint than opp.:	8-2	5-0
Same points in the paint than opp.:	0-0	0-0
More points off turnovers:	18-3	6-1
Fewer points off turnovers:	2-0	2-0
Same points off turnovers:	1-0	1-0
More bench points than opp.:	19-2	7-1
Fewer bench points than opp.:	2-1	2-0
Same bench points as opp.:	0-0	0-0
More 2nd-chance points than opp.:	17-1	6-0
Fewer 2nd-chance points than opp.:	2-2	2-1
Same 2nd-chance points as opp.:	2-0	1-0
One UK player scores 10+:	1-1	1-0
Two UK players score 10+:	6-1	5-1
Three UK players score 10+:	4-0	2-0
Four UK players score 10+:	6-1	1-0
Five UK players score 10+:	2-0	0-0
Six UK players score 10+:	1-0	0-0
Seven UK players score 10+:	1-0	0-0
On Monday:	0-0	0-0
On Tuesday:	1-0	0-0
On Wednesday:	2-1	0-0
On Thursday:	7-0	5-0
On Friday:	2-0	0-0
On Saturday:	1-0	0-0
On Sunday:	8-2	4-1
In November:	7-0	0-0
In December:	4-2	0-0
In January:	9-0	8-0
In February:	1-1	1-1
In March:	0-0	0-0

(Dec. 8), No. 6/7 Tennessee (Jan. 12), No. 24/RV South Carolina (Jan. 15) and No. 15/14 Georgia (Jan. 19). The Cats fell at No. 3/3 Notre Dame (Dec. 18).

- The win over UGA tied the school record for most wins over ranked teams in a single season. The Cats also won five in 1982-83 and in 2009-10.
- Three of UK's five wins over ranked teams this season were against the top 10.
- UK is 6-42 against a ranked Lady Vols squad.

TEAM CONNECTIONS

- UK Coach Matthew Mitchell began his collegiate coaching career as a graduate assistant at Tennessee under Hall of Fame Coach Pat Summitt during the Lady Vols' run to the Final Four in 2000. UT advanced to the National Championship game before losing to top-ranked Connecticut. The Lady Vols finished No. 2 in the national polls with a 33-4 record and a 13-1 mark in the SEC.
- Associate head coach Kyra Elzy and both assistant coaches Shalon Pillow and Matt Insell have ties with the University of Tennessee.

Elzy played under Summitt for five seasons and was a member of two national championship teams (1997 and 1998) and a national runner-up squad (2000). During her time in Knoxville, she played in 126 games and earned the Holly Warlick Defensive Player of the Year award in 1997 and the Unsung Hero Award in 1998. She graduated from UT in 2001 with a bachelor's degree in psychology and went on to earn a master's degree in cultural studies in education with an emphasis in sports psychology.

Pillow was a four-year letterwinner (1998-2002) at Tennessee where she played in 108 career games and helped the Lady Vols advance to four NCAA Tournaments, including two Final Four appearances. In her collegiate career, the Lady Vols recorded a remarkable 124-5 record and a 53-3 slate in the SEC. She graduated from UT in 2002 with a bachelor's degree in general psychology and a minor in communications.

Assistant Coach Matt Insell attended Tennessee from 2001-2005 where he worked closely with both the men's and women's basketball programs, serving as a student assistant/video coordinator under former men's head coach Buzz Peterson and as an instructor at Pat Summitt's summer basketball camps. The Shelbyville, Tenn., native transferred to Middle Tennessee State during the 2005-06 season when his father Rick Insell was named head women's basketball coach.

- Mickie DeMoss, now an assistant coach at UT, spent four seasons as the head coach of the Wildcats where she compiled a 71-56 overall record from 2003-07. She was named the 2006 SEC Coach of the Year after leading UK to the NCAA Tournament for the first time in seven seasons. Prior to being named the head coach at Kentucky, DeMoss spent 18 seasons as an assistant coach at Tennessee.
- One player on Kentucky's roster hails from the state of Tennessee in senior Crystal Riley of Memphis.

UK TIES THE BEST START IN SCHOOL HISTORY

Kentucky's 21-3 start ties its best start in program history. Kentucky also started 21-3 in 1982-83. UK set three school records of consecutive regular-season conference wins (13), consecutive SEC wins to begin a season (10) and consecutive SEC road wins (6) before falling at LSU last week. The Wildcats are also approaching several other milestones:

	Current:	School Record:
Most Wins in a Season:	21	28 (2009-10)
Most SEC wins in a season:	10	11 (2009-10 and 2010-11)
Consecutive Home Court Wins:	18	25 (2010-2011)
Consecutive SEC Home Wins:	8	8 (2009-10 and 2010-11 to current)
Most SEC Road Wins (in a season):	4	6 (2005-06)
Most Wins over Ranked Opponents	5	5 (Current, 1982-83 and 2009-10)

WHAT A WIN WOULD DO...

A win would tie the school record for SEC wins in a season (11); give UK its second straight win over Tennessee, which would give UK the first consecutive wins in a single season over the Lady Vols in school history; give UK its first win in Knoxville since 1985 and give UK its first win in Thompson-Boling Arena in school history; snap a 15-game losing streak to the Lady Vols in Knoxville; break the school record for wins over ranked opponents in a single season (6); give UK its 650th win all-time.

WILDCATS ON THE ROAD

Kentucky is 4-1 in league road games this season, including wins at No. 24 South Carolina and No. 15/14 Georgia. Prior to falling at LSU last week, the Wildcats had won a school-recorded six consecutive Southeastern Conference road games dating back to last season. One of the keys to the Wildcats' road success has been their pressure defense. The Cats are holding opponents to .419 shooting on the road, including .375 from 3-point range. UK also has won the turnover margin by +7.4, forcing 24.4 turnovers per game, while committing 17.0. Adia Mathies has led the team in scoring on the road, averaging 12.2 points per game. Sophomore Samarie Walker and freshman Bria Goss follow with 9.6 and 9.2 ppg, respectively. Walker dominates the boards on the road, pulling down 7.6 caroms per game.

MATHIES ON FOUR NATIONAL WATCH LISTS

Junior guard Adia Mathies' impressive play this season has her on every major watch list for national

IN THE MATTHEW MITCHELL ERA

(2007-Present)

	Total
Home Games	67-16
Memorial Coliseum.....	65-12
Rupp Arena.....	2-4
Road Games.....	28-28
Neutral Sites.....	12-8
SEC Home Games.....	27-9
SEC Road Games.....	18-17
SEC Tournament.....	5-4
NCAA Tournament.....	4-2
WNIT.....	3-2
Leading or tied at halftime.....	85-9
Trailing at halftime.....	22-43
Shoot 50 percent or higher.....	14-0
Shoot less than 50 percent.....	93-49
Shoot higher percentage than opp.....	74-8
Shoot lower percentage than opp.....	30-44
Shooting same percentage as opp.....	2-0
Opp. shoots worse than 50 percent.....	100-37
Opp. shoots 50 percent or higher.....	4-15
Score less than 60 points.....	13-28
Score 60 or more points.....	89-22
Score 70-plus points.....	62-5
Score 80-plus points.....	37-2
Score 90-plus points.....	12-0
Score 100-plus points.....	5-0
Opp. scores less than 40 points.....	5-0
Opp. scores less than 50 points.....	25-1
Opp. scores less than 60 points.....	68-8
Opp. scores less than 70 points.....	93-26
Opp. scores less than 80 points.....	102-39
Opp. scores 60-plus points.....	32-28
Opp. scores 70-plus points.....	9-16
Opp. scores 80-plus points.....	1-9
Opp. scores 90-plus points.....	0-3
Outrebounds or same as opponent.....	75-22
Outrebounded by opponent.....	31-29
Commits fewer turnovers than opp.....	89-24
Commits same turnovers as opp.....	2-4
Commits more turnovers than opp.....	16-24
Force 30 or more turnovers.....	16-0
Makes 6 or more 3-pointers.....	49-9
Makes 5 or fewer 3-pointers.....	57-42
Game decided by 10 pts or less.....	44-29
Game decided by 1-5 pts.....	20-12
Game decided by 11-15 pts.....	17-7
Game decided by 16+ pts.....	44-8
Overtime games.....	3-2
Televised games.....	48-30
Games vs. ranked opponents.....	15-26
Games vs. top 10 ranked opponents.....	4-13
Games following a loss.....	34-14
Games following a win.....	70-37
More points in the paint than opp.....	80-12
Fewer points in the paint than opp.....	24-35
Same points in the paint than opp.....	3-5
More bench points than opp.....	81-22
Fewer bench points than opp.....	26-30
Same bench points as opp.....	0-0
More 2nd-chance points than opp.....	72-29
Fewer 2nd-chance points than opp.....	22-16
Same 2nd-chance points as opp.....	13-7
On Monday.....	3-4
On Tuesday.....	8-3
On Wednesday.....	5-2
On Thursday.....	27-16
On Friday.....	13-4
On Saturday.....	13-5
On Sunday.....	37-18
In November.....	25-5
In December.....	21-11
In January.....	33-12
In February.....	15-15
In March.....	13-9

awards. She also is a top candidate for the SEC Player of the Year.

- Naismith Trophy
- State Farm Wade Trophy
- John R. Wooden Award
- USBWA Women's National Player of the Year

Mathies, an All-Southeastern Conference pre-season first-team selection is leading the Wildcats to one of their most successful seasons in school history.

A key part in arguably the best start in the program's history, Mathies leads the No. 7/7 Wildcats in several statistical categories, including scoring, steals, and 3-point field goal percentage. She is also second on the team in rebounds, assists, 3-point field goals made and blocks.

Mathies' 15.1 points per game and 14.7 points per game in conference action are each third best in the SEC. The tenacious defender has recorded a steal in every game but one this season, and ranks third in the SEC in steals per game.

Despite her junior standing, Mathies finds her name on numerous top-10 lists in the UK career record book. Currently, Mathies is 15th on the all-time scoring list at Kentucky, eighth on the all-time steals list (third in steals per game), ninth in free throws made and sixth in free throws attempted.

Mathies had a career-night Jan. 12 vs. Tennessee. Sparking the Wildcats on both ends of the floor, the 5-foot-9 guard scored a career-high 34 points on 11-20 shooting, while also grabbing nine rebounds, passing out two assists, blocking two shots and recording two steals. Mathies' 34 points were the most points scored by a Kentucky player since 1987.

CATS TIE SCHOOL RECORD WITH FIVE WINS OVER RANKED OPPONENTS

Kentucky is 5-1 vs. ranked teams this season with wins over No. 10/11 Louisville (Dec. 4), No. 6/5 Duke (Dec. 8), No. 6/7 Tennessee (Jan. 12), No. 24/RV South Carolina (Jan. 15) and No. 15/14 Georgia (Jan. 19). The Cats' only loss came at No. 3/3 Notre Dame (Dec. 18).

The win over UGA tied the school record for most wins over ranked teams in a single season. The Cats also won five in 1982-83 and in 2009-10.

UK CHARTS 3RD STRAIGHT 20-WIN SEASON

The Wildcats charted their third straight 20-win season vs. Alabama on Jan. 29. It marked the first time UK has had three straight 20-win seasons since 1980-1983. UK won four in a row from 1979-80, 1980-81, 1981-82, 1982-83.

Overall, UK has totaled 13 20-win seasons with five of those coming in the last seven years.

KENTUCKY ALL-TIME

The Wildcats are 649-467 (.581) in 38 years of varsity women's basketball. UK is 107-52 (.673) in the Matthew Mitchell era. The most wins in a single season came in 2009-10 when UK went 28-8 and advanced to the NCAA Elite Eight.

CATS VS. THE SEC

Women's basketball first came under the aus-

STAT SUPERLATIVES

Here are some career statistical superlatives among current players:

Most Games Played: 113 by Amber Smith
Most Games Started: 102 by Amber Smith, 92 by A'dia Mathies, 55 by Keyla Snowden

Consecutive Games Started: 48 by A'dia Mathies
Career Games with Double-Figure Scoring: 69 by A'dia Mathies, 35 by Keyla Snowden, 34 by Amber Smith, 28 by Bernisha Pinkett, 17 by Bria Goss, 12 by Kastine Evans, 10 by Maegan Conwright, 8 by Samantha Drake, 6 by Brittany Henderson, 5 by Jennifer O'Neill and Azia Bishop, 3 by Samarie Walker, 2 by Crystal Riley

Consecutive Games with Double-Figure Scoring: 4 by A'dia Mathies, 1 by Keyla Snowden
Career Games with Double-Figure Rebounding: 5 by A'dia Mathies, 4 by Samantha Drake, 3 by Brittany Henderson, 1 by Azia Bishop, 1 by Samarie Walker

Consecutive Games with Double-Figure Rebounding: n/a

Career Games with a Double-Double: 3 by A'dia Mathies and Samantha Drake, 1 by Azia Bishop

Consecutive Games with Double-Double: n/a

Career 30-point games: 2 by A'dia Mathies

Career 20-point games: 15 by A'dia Mathies, 5 by Keyla Snowden, 1 by Amber Smith, Kastine Evans and Bria Goss

Consecutive 20-point games: n/a

Games with a 3-pointer: 67 by Keyla Snowden, 52 by A'dia Mathies, 40 by Amber Smith, 20 by Bernisha Pinkett, 22 by Kastine Evans, 16 by Jennifer O'Neill, 15 by Maegan Conwright, 13 by Bria Goss, 7 by Crystal Riley, 3 by Azia Bishop, 1 by Samantha Drake and Brittany Henderson

Consecutive Games with a 3-pointer: 7 by Kastine Evans, 3 by Keyla Snowden

Consecutive Games with at least one steal: 3 by Samarie Walker, 2 by Kastine Evans and Samantha Drake, 1 by Amber Smith, Keyla Snowden, Bernisha Pinkett

Consecutive free-throws made: 9 by Jennifer O'Neill, 8 by A'dia Mathies, 4 by Maegan Conwright and Keyla Snowden, 2 by Crystal Riley and Kastine Evans, 1 by Bernisha Pinkett, Brittany Henderson, Amber Smith, Samantha Drake and Bria Goss

DOUBLE-DOUBLES

A'DIA MATHIES: 3 CAREER

2010-11 (2)

26 pts - 10 rbs vs. Murray State, 11-26-10

17 pts - 10 rbs vs. Tennessee Tech, 12-7-10

2011-12 (1)

18 pts - 10 rbs vs. Jacksonville State, 11-15-11

SAMANTHA DRAKE: 3 CAREER

2010-11 (1)

14 pts - 13 rbs vs. UTM, 12-30-10

2011-12 (2)

11 pts - 13 rbs vs. Sam Houston St., 11-25-11

11 pts - 11 rbs vs. Miss. Valley St., 11-27-11

AZIA BISHOP: 1 CAREER

2011-12 (1)

12 pts - 11 rbs vs. Duke, 12-8-11

UK AMONG NATIONAL ATTENDANCE LEADERS (FEB. 5)

	Team	Gms	Total	Avg
1.	Tennessee	12	169,499	14,125
2.	Iowa St.	12	117,464	9,789
3.	Louisville	9	86,340	9,593
4.	Notre Dame	13	114,138	8,780
5.	Connecticut	15	131,065	8,738
6.	Purdue	13	108,284	8,330
7.	Texas Tech	14	107,917	7,708
8.	Baylor	15	115,321	7,688
9.	Michigan St.	11	77,591	7,054
10.	Oklahoma	9	61,784	6,865
11.	New Mexico	13	87,637	6,741
12.	Kentucky	16	101,382	6,336
13.	Texas A&M	10	62,200	6,220
14.	1Gonzaga	12	63,499	5,292
15.	Wisconsin	12	55,955	4,663
16.	Duke	12	55,249	4,604
17.	Iowa	12	54,869	4,572
18.	Stanford	11	47,747	4,341
19.	LSU	12	50,622	4,219
20.	Kansas St.	10	40,131	4,013

pices of the Southeastern Conference for the 1982-83 season. Games played between SEC teams before that time are not counted in the all-time standings, since there was no uniform number of conference games played each season prior to that time. From 1980-85, the SEC champion was the winner of the SEC Tournament. Since 1986, the SEC champion has been determined by a round robin schedule. The tournament continues to be held to decide the recipient of the league's automatic NCAA tournament bid.

Kentucky is 142-214 all-time in SEC play, and is looking for its first SEC regular season and tournament championship title since 1982.

UK is 45-26 (.634) in league play under Coach Matthew Mitchell, including a 32-11 (.744) mark in the last two seasons. The Wildcats finished second in the SEC race behind Tennessee in 2010 and 2011.

This is the third year the SEC has played a 16-game conference slate.

CATS CLIMBING FORCED TURNOVER LIST

The Cats are an impressive 56-5 since the 1979-80 season when forcing 30 or more turnovers, including an impressive 16-0 in the Matthew Mitchell era.

What's more impressive is that in the 12 games UK has forced 38 or more turnovers since 1979-80, seven of those have occurred in the last three years. The Wildcats set a new school record with 49 forced turnovers vs. Arkansas-Pine Bluff on Dec. 11, 2011.

The Wildcats are on track to break the single-season turnover mark set in 2009-10.

Forced TOs	Year
1.	823 2009-10
2.	817 2010-11
3.	790 1989-90
4.	701 2011-12
5.	686 1977-78
6.	666 1993-94
7.	651 1999-2000
8.	649 1990-91
9.	640 1985-96
	640 1992-93



Memorial Coliseum (8,000) ...became the exclusive home of the women's basketball team in 1976.

- The Cats own a 355-140 (71.7) mark in Memorial Coliseum, including a 65-12 (84.4) record under Coach Matthew Mitchell. The Cats are 46-2 at home over the last three seasons (including one game in Rupp Arena).
- The Cats are 21-12 all-time in Rupp Arena (62.5). UK played one game in Rupp this season, defeating No. 6/5 Duke, 72-65.
- UK's 16-0 home record is on pace to be just the third undefeated home season in UK history. The 1980-81 (15-0) and 2009-10 (17-0) teams also went undefeated.
- UK's 15 wins in Memorial Coliseum are two shy of tying the school record for most regular-season wins in Memorial. The 2009-10 team went 17-0 in Memorial Coliseum.
- UK's 15 wins are also two shy of tying the school record for most total wins in Memorial in school history. UK won a school-record 17 home games in 2009-10.
- The attendance of 14,508 vs. Duke in Rupp Arena set a new school record. The attendance of 7,961 for the Tennessee game on Jan. 12, 2012 was the sixth-highest attendance in Memorial Coliseum history.
- UK's current 18-game home winning streak is the fourth-longest winning streak in school history and ranks tied for sixth nationally.
- UK has won 31-consecutive home nonconference games, dating back to Dec. 19, 2008.
- The Cats rank 12th nationally in average attendance and have been ranked in the top 25 nationally, and in the SEC's top four, nine straight seasons.
- In just 16 home games, a school-record 101,382 fans have passed through the turnstiles this season. The previous record was 95,615 set in 2009-10.

TOTAL ATTENDANCE AVERAGE PER GAME

2003-04	72,533	(14 GAMES)	5,182
2004-05	90,663	(19 GAMES)	4,772
2005-06	77,411	(15 GAMES)	5,161
2006-07	87,943	(15 GAMES)	5,863
2007-08	85,769	(18 GAMES)	4,765
2008-09	75,194	(17 GAMES)	4,423
2009-10	95,615	(17 GAMES)	5,624
2010-11	95,453	(15 GAMES)	6,364*
2011-12	101,382*	(16 GAMES)	6,336

* - SCHOOL RECORD

Top 10 Home Game Attendances

1.	14,508	Duke !	12/8/11
2.	13,689	Tennessee !	1/26/06
3.	10,622	Old Dominion	2/05/83
4.	10,390	Rutgers !	1/12/80
5.	10,192	Louisville !	12/28/05
6.	9,120	Alabama !	2/26/06
7.	8,429	Tennessee	1/29/04
8.	8,335	LSU !	1/27/08
9.	8,223	Auburn	2/18/83
10.	8,200	Tennessee	2/09/83

! - Games played in Rupp Arena

Top 10 Memorial Coliseum Attendances

1.	10,622	Old Dominion	2/05/83
2.	8,429	Tennessee	1/29/04
3.	8,223	Auburn	2/18/83
4.	8,200	Tennessee	2/09/83
5.	8,130	Tennessee	1/23/00
6.	7,961	Tennessee	1/12/12
7.	7,951	Louisville	12/4/11
8.	7,888	Florida	1/22/12
9.	7,871	Alabama	1/29/12
10.	7,742	South Carolina	2/21/10

Home Court Winning Streaks

Gms	Began	Ended	
1.	30	Feb. 12, 1980	Jan. 31, 1982
2.	25	March 19, 2009	Jan. 9, 2010
3.	19	Feb. 23, 1982	Feb. 9, 1983
4.	18	Feb. 13, 2011	Current
5.	14	Jan. 31, 1990	Jan. 27, 1991
6.	13	Jan. 30, 1984	Jan. 13, 1985
7.	11	Feb. 7, 1987	Jan. 7, 1988
	11	Feb. 10, 1979	Feb. 2, 1980
9.	10	Nov. 19, 2004	Jan. 27, 2005
10.	8	Nov. 18, 2005	Dec. 18, 2005

DID YOU KNOW?

SENIOR AMBER SMITH

- Graduated in May of 2011 with a degree in integrated strategic communications
- Working on a second degree in family studies
- Returns to action for her final season of eligibility after the second ACL tear in the last three years
- Aspires to be a Division I head coach

SENIOR KEYLA SNOWDEN

- Aspires to be a talk show host
- Serves as the executive producer for "The Matthew Mitchell Show"
- Graduated in May of 2011 with a degree in communications and a minor in telecommunications
- Working on a second degree in media arts and studies

JUNIOR BRITTANY HENDERSON

- Older sister, Tierra, played basketball at UCLA ... Father, Vynell, played football at Tennessee State
- Aspires to be a head chef

JUNIOR A'DIA MATHIES

- Older brother Johnny played at Creighton in Omaha, Neb.. from 2003-2006
- Named Kentucky Miss Basketball as a senior in high school
- Nicknamed the "Silent Assassin" by her teammates

SOPHOMORE SAMANTHA DRAKE

- Older brother T.C. played football at Kentucky as a tight end from 2006-2009

SOPHOMORE KASTINE EVANS

- First player at UK from Connecticut
- Older brother R.J. plays on the men's basketball team at Holy Cross
- Dad, Ray Evans, played football for the New York Jets
- Won four state championships (1 basketball, 1 volleyball, 2 track & field)

SOPHOMORE JENNIFER O'NEILL

- UK's first McDonald's All-American
- First UK player to wear No. 0

FRESHMAN BRIA GOSS

- Named Indiana Miss Basketball as a senior in high school
- Won two state high school championships and led Ben Davis to an impressive 105-3 record in her four seasons

UK SETS SEC TURNOVERS FORCED RECORD

Since the 1979-80 season when turnovers forced records became available, Kentucky has forced SEC opponents into 30 or more turnovers six times. Two of those six games occurred this season as the Cats forced Ole Miss into an SEC-high 36 turnovers on Feb. 2 and Auburn into 30 miscues on Jan. 26.

Opponent	Forced TOs	Date	Result
1. Ole Miss	36	2/2/12	W
2. Arkansas	34	1/24/92	W
3. Arkansas	33	2/5/94	W
4. Auburn	30	1/26/12	W
South Carolina	30	2/21/99	W
Alabama	30	2/17/90	W

STARTING LINEUP RECORDS

Team	F	C/G	G	G/F	G	Result
Morehead	Henderson	Drake	Conwright	Mathies	Goss	W
Jacksonville St.	Henderson	Smith	Evans	Mathies	Goss	W
Northeastern	Henderson	Smith	Evans	Mathies	Goss	W
Southern Miss	Henderson	Smith	Evans	Mathies	Goss	W
Nebraska Omaha	Drake	Smith	Evans	Mathies	Goss	W
Sam Houston St.	Drake	Smith	Evans	Mathies	Goss	W
Miss. Valley St.	Drake	Smith	Evans	Mathies	Goss	W
Louisville	Drake	Smith	Evans	Mathies	Goss	W
Duke	Drake	Smith	Evans	Mathies	Goss	W
UAPB	Drake	Smith	Evans	Henderson	Goss	W
Notre Dame	Drake	Smith	Evans	Mathies	Goss	L
Samford	Drake	Smith	Evans	Mathies	Goss	W
MTSU	Drake	Walker	Evans	Mathies	Goss	L
Florida	Walker	Smith	Evans	Mathies	Goss	W
Arkansas	Walker	Smith	Evans	Mathies	Goss	W
Mississippi State	Henderson	Smith	Evans	Mathies	Goss	W
Tennessee	Henderson	Smith	Evans	Mathies	Goss	W
South Carolina	Henderson	Smith	Evans	Mathies	Goss	W
Georgia	Henderson	Smith	Evans	Mathies	Goss	W
Florida	Henderson	Smith	Evans	Mathies	Goss	W
Auburn	Henderson	Smith	Evans	Mathies	Goss	W
Alabama	Henderson	Smith	Evans	Mathies	Goss	W
Ole Miss	Henderson	Smith	Evans	Mathies	Goss	W
LSU	Henderson	Smith	Evans	Mathies	Goss	L

Record by Lineups:	F	F/G	PG	G	G	
1.	Henderson	Drake	Conwright	Mathies	Goss	1-0
2.	Henderson	Smith	Evans	Mathies	Goss	11-1
3.	Drake	Smith	Evans	Mathies	Goss	6-1
4.	Drake	Smith	Evans	Henderson	Goss	1-0
5.	Drake	Walker	Evans	Mathies	Goss	0-1
6.	Walker	Smith	Evans	Mathies	Goss	2-0

Bold - Lineup in UK's last game

CATS PERRRRRFECT AT HOME

With 17 consecutive victories in Memorial Coliseum and one win at Rupp Arena this season (Dec. 8), the Cats own the fourth-longest home winning streak in school history with 18. The streak ranks sixth nationally.

The Cats have also won 31 consecutive games at home against non-conference opponents, dating back to 2008.

UK is 67-16 (80.7) at home in the Matthew Mitchell era (games include Rupp Arena).

Games	Began	Ended
1.	30 Feb. 12, 1980	Jan. 31, 1982
2.	25 March 19, 2009	Jan. 9, 2010
3.	19 Feb. 23, 1982	Feb. 9, 1983
4.	18 Feb. 13, 2011	Current
5.	14 Jan. 31, 1990	Jan. 27, 1991
6.	13 Jan. 30, 1984	Jan. 13, 1985
7.	11 Feb. 7, 1987	Jan. 7, 1988
	11 Feb. 10, 1979	Feb. 2, 1980
9.	10 Nov. 19, 2004	Jan. 27, 2005
10.	8 Nov. 18, 2005	Dec. 18, 2005

KENTUCKY BASKETBALL RULES AT HOME

Over the past three seasons, the Kentucky men's and women's basketball teams have posted a 94-2 (.979) mark in home games. That record is the best in the country for any school in home basketball games since 2009-10. The UK men currently sport the longest home winning streak in the country, having won 49 straight games and

48 straight games since the start of the 2009-10 season. The UK Hoops team is riding the country's sixth longest home winning streak, as it has won each of its past 18 games.

School	Record	Pct.	Next Home Game
1. Kentucky	94-2	.979	(MBB) Ole Miss, Feb. 18 (WBB) Vanderbilt, Feb. 20
2. Duke	87-3	.967	(WBB) UNC, Feb. 6 (MBB) Miami (FL), Feb. 5
3. Ohio St.	100-5	.952	(WBB) Wisconsin, Feb. 6 (MBB) Purdue, Feb. 7
4. Baylor	91-7	.929	(WBB) Oklahoma, Feb. 6 (MBB) Kansas, Feb. 8
5. Notre Dame	88-7	.926	(MBB) Marquette, Feb. 4 (WBB) DePaul, Feb. 5

UK RANKS IN BOTH NATIONAL POLLS

Since the middle of 2009-10, Kentucky has been ranked in both polls 39 consecutive weeks. The Cats moved to No. 7 in both polls after falling at LSU last week. UK has appeared in the AP poll 135 times in the poll's 38-year history. UK's longest streak in the poll is 61 consecutive weeks from week 11 during the 1979-80 season to week 17 of the 1982-83 season.

BASKETBALL STATE OF MIND

Both of Kentucky's basketball teams are ranked in the top 10 of both *The Associated Press* and *USA Today*/ESPN Coaches' poll. The men's team is No.

2011-12 HONORS



A'dia Mathies

- Preseason All-SEC, first team (media)
- Sporting News, All-American, second team
- College Sports Madness, SEC Women's Basketball Player of the Week (Nov. 21, Jan. 16)

- SEC Co-Player of the Week (Dec. 5)
- SEC Player of the Week (Dec. 12)
- USBWA National Player of the Week (Dec. 12)
- SEC Player of the Week (Jan. 16)
- CollegeSports360.com Primetime Performer of the Week (Jan. 16)



Bria Goss

- SEC Freshman of the Week (Nov. 21)
- SEC Freshman of the Week (Dec. 12)
- SEC Freshman of the Week (Jan. 23)

1 in both polls while the women's team is No. 7. UK is one of just four schools in the nation to have both its men's and women's teams ranked in the top 10 of the AP poll. The others are: Baylor, Duke and Ohio State.

"40 MINUTES OF DREAD"

Once again this season, opponents are finding the Wildcats' signature pressure, full-court defense, often called "40 minutes of dread" by head coach Matthew Mitchell, tough to handle. Last year, UK led the SEC and ranked in the top 10 nationally in steals and turnover margin and the Wildcats are on pace to do that again.

"We want you to dread coming in and having to play Kentucky," Mitchell said. "We want you to say 'Oh my gosh, we have to play this for 40 minutes,' because we're not going to be real tricky, you're going to know when we come in, we're going to try to play as hard as we can with as many people coming at you, and not stop."

NCAA	SEC	Category	Stat
1st	1st	Turnover Margin	+11.9
8th	1st	Steals	13.1

BALANCED SCORING

Six different Wildcats have led Kentucky in the scoring column through 24 games of the season. Samantha Drake, Kastine Evans, A'dia Mathies, Bernisha Pinkett, Bria Goss and Keyla Snowden have all led UK this season.

Also in double-digit scoring this season has been Maegan Conwright, Amber Smith, Azia Bishop and Samarie Walker making 10 different players to score 10 or more points in a game.

Against Mississippi Valley State, seven Wildcats scored in double figures, a feat that hadn't happened since Nov. 24, 1989 vs. Kentucky State.

WILDCAT DEPTH

Coach Matthew Mitchell has a wealth of depth

this season as 11 of UK's 13 active players average more than 11.3 minutes per contest, including four who average 20.2 minutes or more.

Eleven of those players average at least 3.7 points per game with two (A'dia Mathies and Bria Goss) who average double digits.

It's also interesting to note that out of the 13 active players, eight are freshmen and sophomores.

BIG BOOST OFF THE BENCH

Because of Kentucky's depth, Coach Matthew Mitchell has gotten a big surge from his reserves this season as they have combined to contribute at least 22 points in 20 of 24 games. The bench players scored a season-high 54 points vs. Morehead State. The Cats are 19-2 this season when the bench outscores the opponent's.

CATS' FORMULA FOR SUCCESS

The Wildcats' formula for success is comprised of two things: turnover margin and rebounding margin. For an undersized team like Kentucky, winning the turnover margin usually offsets a deficit in rebounding margin. UK went 9-2 last season when it lost the rebounding margin but won the turnover margin. The only losses came against No. 4 Tennessee and No. 14 North Carolina. This season the only losses when losing the rebounding battle but winning the turnover margin were on the road at No. 3 Notre Dame, at Middle Tennessee and at LSU.

	Rebounding Margin	Turnover Margin	Result
vs. Duke	Even	+8	W, 72-65
vs. Arkansas-PB	-7	+39	W, 101-43
at Notre Dame	-8	+3	L, 92-93
at MTSU	-1	+7	L, 70-58
vs. Florida	-2	+1	W, 59-56
vs. Tennessee	-4	+4	W, 61-60
at South Carolina	-10	+11	W, 66-58
vs. Alabama	-6	+8	W, 82-68
at LSU	-7	+10	L, 61-51

SNOWDEN SHINES AS 6TH WOMAN

Senior guard Keyla Snowden has been a key contributor off the bench for the Wildcats this season, specifically in conference play.

The 5-foot-7 shooting guard is averaging 9.7 points per game, but is netting 10.0 ppg in SEC play, which ranks third on the team. Snowden also is hitting a team-high 84.4 percent from the free-throw line (27-of-32) in SEC play.

She has scored in double figures in six of the last nine games, including a season- and team-high 22 points vs. Arkansas, a team-high 15 points in a reserve role at South Carolina, a team-best 11 points vs. Florida and a team-high 14 points vs. Alabama.

GOSS NAMED FRESHMAN OF THE WEEK

After recording career highs in points and rebounds in a pair of wins over No. 15/14 Georgia and Florida, freshman guard Bria Goss was named Southeastern Conference Freshman of the Week for the third time this season.

Goss helped the Wildcats tie a school record by earning their fifth win over a top-25 ranked opponent this season, with a remarkable performance

2011-12 WATCH LISTS



A'dia Mathies

- John R. Wooden Award
- Midseason Top-20 list
- Naismith Trophy watch list
- Wade Trophy watch list
- USBWA Player of the Year watch list

at No. 15/14 Georgia. Goss rallied in the second half against the Lady Bulldogs, scoring 17 of her team- and career-high 22 points in the decisive second stanza. Goss' play, which included a career-high tying three 3-pointers, helped push the Wildcats over the top en route to earning its first win in Stegeman Coliseum since 2008.

In a home game against Florida just three days later, Goss' shot wasn't falling. The Indianapolis native turned to her defense instead, taking a team-high three charges and grabbing a team- and career-high nine rebounds against the Gators.

With the game on the line with 22.8 seconds on the clock, Goss calmly stepped up to the line and buried both of her free-throw attempts to help preserve the Wildcats victory. Kentucky's 18-2 (7-0 SEC) start ties the best start in program history through 20 games.

For the week, Goss averaged a team-high 14.0 points per game and 6.0 rebounds. The weekly honor is Goss' third this season, a league-high among freshmen.

Goss' scoring average of 11.4 points per game leads all freshmen in the SEC and is on pace to be the sixth highest freshman scoring average in program history. Goss' 17 double-figure scoring games are the sixth most in UK freshman history, and her 27 made 3-pointers are the seventh most ever by a UK freshman.

WALKER ATTACKS THE GLASS

Sophomore Samarie Walker leads Kentucky with 6.3 rebounds per game and ranks 15th in league contests with 6.2 rpg.

Walker has grabbed at least seven rebounds in eight of 14 games played this season, including a career-high 15 caroms vs. Auburn. Over the last four games, Walker has averaged 8.6 points and 8.2 rebounds per game.

COMEBACK CATS

Five of UK's last nine conference wins have been comeback efforts. The Cats had to claw back from second-half deficits in four games, including one by double digits.

A breakdown of the Wildcats' late-game heroics this year is listed below:

*Time	Largest Deficit	Final Score
11:30	52-48 (-4) 2nd half	UK 84, ARK 72
:4.2	60-57 (-3) 2nd half	UK 61, UT 60
5:39	45-36 (-9) 2nd half	UK 66, USC 58
9:27	46-36 (-10) 2nd half	UK 69, UGA 64
19:48	16-9 (-7) 1st half	UK 57, UF 52

* - Time left when the Wildcats resumed the lead

MATHIES MAKES HER MARK

Junior guard A'dia Mathies had one of the most impressive performances in UK Hoops history on Jan. 12 vs. Tennessee when she scored a career-high 34 points, and grabbed nine boards, one shy of tying a career high. Mathies also dished out two assists, blocked two shots and had two steals.

Her 34 points are the most points scored by a UK player since Dec. 20, 1987, when Bebe Croley scored 40 points vs. Morehead State.

Mathies is just the fifth player in school history to score 34 points or more in a game. The others are Valerie Still, Bebe Croley, Pam Browning and Leslie Nichols.

MATHIES STEPS UP TO THE CHALLENGE

After UK's leading scorer, junior guard A'dia Mathies, saw single-digit point totals vs. Samford and Middle Tennessee, head coach Matthew Mitchell asked her to step up to the challenge of being more aggressive offensively.

"We really need her to have the mentality that maybe a bad shot from A'dia is a better shot than a good shot from somebody else," Mitchell said.

Mathies has done just as her coach requested, scoring double figures in five of the last eight games and averaging a team-high 13.4 points per game during that span.

She came out blazing against Arkansas, scoring all 14 of her first-half points in the opening 8:13 of the game. She hit a career-high five 3-pointers en route to a team-high 21 points. She also dished out a season-high six assists to go along with two blocks and two steals.

Against Mississippi State, Mathies poured in 20 points, hitting 8-of-15 from the field, including 3-of-7 from beyond the arc.

Her most impressive performance to date, came against No. 6/7 Tennessee as she scored a career-high 34 points on 11-of-20 shooting, including 2-of-7 from the 3-point line. She was also 10-of-11 from the charity stripe.

MATHIES COMFORTABLE IN THE CLUTCH

UK's 61-60 win over Tennessee wasn't the first time A'dia Mathies has hit a game winner for the Wildcats.

Last season, Mathies made a layup with 4.4 seconds left to give Kentucky a 55-54 win over Arkansas on Senior Day in Memorial Coliseum.

She also dished out a key assist last season to teammate Brittany Henderson who made a layup with 1.1 seconds left to give the Cats a 49-47 win over LSU in Memorial.

MATHIES MAKING NOISE FROM BEYOND THE ARC

In all of 2010-11, A'dia Mathies netted just 22-of-66 (33.3) 3-point attempts. Twenty-three games in to her junior season, Mathies has surpassed that total, hitting 39-of-105 attempts.

Overall, Mathies ranks leads the team in 3-point field goal percentage (37.1) and is second in 3-pointers made with 39.

MATHIES SWIPES CAREER-HIGH NINE STEALS

Junior guard A'dia Mathies recorded a near

triple-double vs. Nebraska Omaha when she swiped a career-high nine steals to go along with 11 points and seven rebounds.

Mathies' nine steals tie for the second most in a single game in UK history, and is the most since Rita Adams had nine steals against Virginia Commonwealth on Dec. 16, 2001.

Mathies already ranks tied for eighth on the career list and is just the 10th player in school history with 200 or more steals. She also is just the sixth player in school history with over 1,000 points, 200 assists and 200 steals in her career. She joins Stacey Reed, Patty Jo Hedges, Sandy Harding, LaTonya McDole and Leslie Nichols in that elite group.

Steals

Player	Seasons	G	Avg	Stls
1. Stacey Reed	1991-95	114	2.710	309
2. Victoria Dunlap	2008-11	133	2.310	307
3. Leslie Nichols	1982-86	111	2.504	278
4. Patty Jo Hedges	1979-83	120	2.266	272
5. Rita Adams	1999-2003	110	2.427	267
6. LaTonya McDole	1998-2002	117	2.076	243
7. Christina Jansen	1992-96	107	2.140	229
8. A'dia Mathies	2010-present	93	2.456	226
9. Sandy Harding	1983-87	111	2.018	224
10. Valerie Still	1979-83	119	1.689	201

Steals Per Game (min. 75 steals)

Player	Seasons	G	Stls	Avg
1. Stacey Reed	1991-95	114	309	2.710
2. Leslie Nichols	1982-86	111	278	2.504
3. A'dia Mathies	2010-present	93	226	2.456
4. Rita Adams	1999-2003	110	267	2.427
5. Victoria Dunlap	2008-11	133	307	2.310
6. Patty Jo Hedges	1979-83	120	272	2.266
7. Christina Jansen	1992-96	107	229	2.140
8. LaTonya McDole	1998-2002	117	243	2.076
9. Sandy Harding	1983-87	111	224	2.018

SNOWDEN MOVING UP CAREER 3-POINT CHARTS

With 156 career 3-pointers made, senior Keyla Snowden ranks fourth in UK Hoops history, just six behind Jenny Pfeiffer (162) in third place. She also ranks fourth in 3-point field goals attempted (417) and third in 3-point field goal percentage, shooting 37.4 percent (156-of-417).

Snowden, a transfer from Akron, has reached the top five on UK's 3-point career lists despite playing in just 90 games.

TRENDS OF THE WINS/LOSSES

In 21 wins, UK averages 79.0 points per game and shoots 41.0 percent from the floor, 32.6 percent from the 3-point line and 67.0 percent from the charity stripe. In the three losses, UK averages 64.0 points per game and shoots 37.5 percent from the floor, 21.3 percent from the 3-point line and 65.5 percent from the charity stripe.

- In 21 wins, UK has attempted 121 more free throws than the opponent (506 compared to 385). In three losses, the opponent has attempted 31 more than UK (89 compared to 58).

- In 21 wins, UK holds a scoring margin of +25.0 and a rebounding margin of +6.0. In three losses, UK holds a scoring margin of -10.3 and a rebounding margin of -5.3.

2011-12 SEC/NCAA STATISTICS

TEAM

CATEGORY (NCAA RANKING)	SEC RANK (STAT)
Scoring {9th}	.1st (77.2)
Scoring Defense	.4th (56.6)
Scoring Margin {10th}	.1st (+20.5)
Free Throw %	.4th (.668)
Field Goal %	.6th (.406)
Field Goal % Def.	.11th (.400)
3-Pt. Field Goal %	.5th (.315)
3-Pt. FG % Def.	.11th (.299)
Rebounding Offense	.5th (40.7)
Rebounding Defense	.6th (36.1)
Rebounding Margin	.7th (+4.6)
Blocked Shots	T-8th (4.0)
Assists	.5th (13.4)
Steals {8th}	.1st (13.1)
Turnover Margin {1st}	.1st (+11.9)
Assist/TO Ratio	.7th (0.8)
Offensive Rebounds	.1st (19.7)
Defensive Rebounds	.12th (21.0)
3-Point FG Made	.1st (6.3)

INDIVIDUAL

PLAYER (NCAA RANKING) SEC RANK (STAT)

A'dia Mathies

Scoring	.3rd (15.1)
Steals {40th}	.3rd (2.7)
Offensive Rebounds	.10th (2.8)
3-pt FG's made	.8th (1.7)
3-pt FG Percentage	.4th (.371)

Bria Goss

Scoring	.17th (11.6)
Free Throw Percentage	.11th (.701)
Steals	T-11th (1.8)
3-pt FG Percentage	.5th (.360)

Amber Smith

Assists	.9th (3.1)
Assist/Turnover {80th}	.6th (1.5)

Keyla Snowden

Scoring	.26th (9.7)
3-point FG Percentage	.6th (.351)
Made 3-pt FG's	T-9th (1.7)

Kastine Evans

Free Throw Percentage	.9th (.721)
Steals	.10th (1.8)

- In 21 wins, UK averages 17.1 turnovers per game while the opponent averages 29.8. In three losses, the Cats average 18.7 turnovers while the opponent averages 25.3.

CATS IN THE CLOSE ONES

The Cats are 44-29 (.603) overall in "close games" (games decided by 10 points or less) in five seasons under Coach Mitchell.

UK is 6-2 in close games this season with a seven-point win over No. 6/5 Duke (72-65), a nine-point loss at No. 3/3 Notre Dame (92-83), a three-point win at Florida (59-56), a one-point win over No. 6/7 Tennessee (61-60), an eight-point win over South Carolina (66-58), a five-point win at No. 15/14 Georgia (69-64.), a five-point win vs. Florida (57-52) and a 10-point loss at LSU (61-51).

Three of UK's four SEC road wins this season have come by 10 points or less.

CATS VS. LADY VOLS

Coach	Matthew Mitchell / Pat Summitt	
Record	137-81 (7th) / 1,088-206 (38th)	
Top Scorer	Mathies (15.1)/ Stricklen (14.9)	
Top Rebounder	Walker (6.3)/ Johnson (9.3)	
Top FG%	Walker (.530)/ Baugh (.590)	
Top 3FG%	Mathies (.371) / Spani (.460)	
Top FT%	Snowden (.826) / Stricklen (.740)	
Min. Per Game	Mathies (28.7)/ Stricklen (32.2)	

	UK	UT
2011-12 Record	21-3	17-7
Conference Record	10-1	8-3
Points Per Game	77.2	75.6
Points Allowed	56.6	61.0
Scoring Margin	+20.5	+14.7
FG Percentage	.406	.438
Opp. FG	.400	.372
3FG Percentage	.315	.351
Opp. 3FG%	.299	.265
FT Percentage	.668	.694
Opp. FT%	.650	.690
Rebounds	40.7	43.6
Opp. Rebounds	36.1	36.0
Rebound Margin	+4.6	+7.7
Assists	13.4	15.3
Opp. Assists	9.1	12.2
Turnovers	17.3	15.4
Opp. Turnovers	29.2	16.8
TO Margin	+11.9	+1.4
Steals	13.1	8.8
Opp. Steals	6.6	6.9
Blocks	4.0	4.8
Opp. Blocks	4.2	3.5

THE MAGIC '80'

The Wildcats hold a remarkable 283-20 (.934) record since 1974 when scoring 80 points or more. The last loss came against No. 3 Notre Dame (12/18/11) when the Cats fell 92-83 in South Bend, Ind.

UK is 37-2 (.948) under Coach Mitchell when scoring 80 points or more.

In the last three seasons, UK is 32-1 when it has exceeded the 80-point mark.

"THREE" MANIA

UK has hit a 3-pointer in 281 consecutive games, dating back to the 2003-04 season. The Cats' last game without a trey was against San Francisco on Nov. 29, 2003 (0-2).

The Wildcats hit a school-record 14 3-pointers vs. Mississippi State and have now netted double-digit 3s in five games this season.

UK leads the SEC in 3-pointers made per game with 6.3 (151 in 24 games) and is second in 3-point field goal percentage (SEC games only), shooting .332 percent.

DEFENSE CREATES OFFENSE

Kentucky's stellar defensive play continues to create scoring opportunities, and lots of them. UK, which forces 29.2 turnovers per game, averages 32.1 points off those miscues compared to the opponents' 14.8.

Since the beginning of the 2009-10 season

when Coach Mitchell implemented UK's pressure, trapping, in-your-face defense, the Cats have forced 20-plus turnovers in 73 of 94 games. UK is 67-15 overall when forcing more turnovers than the opponent during that span, including an impressive 39-3 when forcing 25-plus miscues.

SPEAKING OF OFFENSE ...

The Cats, who lead the SEC and rank ninth nationally in scoring offense (77.2), have scored at least 80 points in 13 of 24 games this season, including five games with 90-plus points. In five seasons under Coach Matthew Mitchell, the Cats are 37-2 when scoring over 80 points, 12-0 when scoring over 90 points and 5-0 when scoring over 100.

The Cats also rank seventh nationally in scoring margin, outscoring their opponents by +20.5.

HUSTLE PLAYS PAYING OFF

Kentucky is outscoring opponents 415-217 in second chance points for the season. That's an average of +8.3 per game (17.3-9.0). The Wildcats are averaging 19.7 offensive rebounds per game which leads the SEC. UK has 472 offensive rebounds on the year compared to 572 defensive rebounds for its opponents, good for an offensive rebound percentage of .452, ranking second in the conference.

Four Wildcats (Mathies, Evans, Bishop and Pinkett) have grabbed the same or more offensive rebounds than defensive rebounds this season and four players average at least 2.0 offensive rebounds per game. Junior guard A'dia Mathies is the leader on the offensive boards with 2.8 per game.

FRESHMEN MAKING AN IMPACT

UK has started a freshman in 127-of-159 games in the Matthew Mitchell era, including 94 straight.

Freshman Bria Goss is UK's second-leading scorer with 11.4 points, while also pulling down 4.5 rebounds per game. Goss is the top freshman scorer in the SEC and has been named SEC Freshman of the Week three times this season. Forward/center Azia Bishop averages 5.5 points, 3.5 rebounds and 1.0 blocks per game.

MITCHELL MOVES UP UK WIN CHART

In five seasons at the helm, head coach Matthew Mitchell already ranks No. 3 in all-time wins at Kentucky with 107. He is just the third coach in UK Hoops history to record 100 wins and he earned the milestone in 151 games becoming the second fastest coach in UK Hoops history to reach 100 victories. His winning percentage of 67.2 percent (107-52) ranks second.

All-Time Coaching Wins

1. Terry Hall (1980-87)	138-66 (67.7%)
2. Sharon Fanning (1987-95)	134-97 (58.0%)
3. Matthew Mitchell (2007-Present)	107-52 (67.2%)
4. Bernadette Mattox (1995-2003)	91-135 (40.2%)
5. Debbie Yow (1976-80)	79-40 (66.4%)
6. Mickie DeMoss (2003-07)	71-56 (55.9%)
7. Sue Feamster (1971-76)	64-39 (62.1%)

MATHIES BECOMES FOURTH-FATEST WILDCAT TO REACH 1,000 CAREER POINTS

Junior A'dia Mathies scored the 1,000th point

THE SERIES RECORD VS. TENNESSEE

Tennessee 8-48
at Lexington: UT leads 21-6
at Knoxville: UT leads 20-2
at Neutral Sites: UT leads 7-0
Overall Streak: UK has won one
Largest Margin of Victory: +14, UK 96 - UT 82, 1/24/86 (H)
Largest Margin of Defeat: -72, UT 110 - UK 38, 1/21/01 (H)

1/23/76	67-70	L(A)
11/13/76	53-107	L(A)
1/7/77	57-82	L(H)
1/28/78	90-92	L2OT(H)
2/25/78	66-99	L(A)
3/10/78	60-76	L(N)
1/20/79	66-64	W(H)
2/17/79	51-89	L(A)
2/2/80	83-91	LOT(H)
2/6/81	65-81	L(A)
3/13/81	49-58	L(N)
1/28/82	76-81	L(A)
2/18/82	61-65	L(H)
2/28/82	80-74	W(H)
2/9/83	85-95	L(H)
2/27/83	81-69	W(A)
1/25/84	63-75	L(H)
2/12/84	65-67	L(A)
2/13/85	66-77	L(H)
1/23/85	76-72	WOT(A)
1/24/86	96-82	W(H)
1/11/87	64-76	L(A)
2/18/88	75-99	L(H)
3/5/88	66-100	L(N)
2/21/89	57-101	L(A)
1/22/90	60-76	L(H)
1/12/91	70-80	L(A)
2/8/92	52-77	L(H)
3/8/92	80-94	L(N)
2/6/93	61-85	L(A)
2/18/94	89-95	LOT(H)
2/19/95	41-67	L(A)
3/4/95	62-74	L(N)
1/14/96	45-60	L(H)
1/12/97	61-84	L(A)
1/18/98	65-93	L(H)
1/17/99	60-98	L(A)
1/23/2000	65-71	L(H)
1/30/2000	48-77	L(A)
1/21/01	38-110	L(H)
1/27/01	39-83	L(A)
2/24/02	64-89	L(A)
3/2/03	69-84	L(H)
1/29/04	72-81	L(H)
1/23/05	49-67	L(A)
1/26/06 !	66-63	W(H)
2/11/07	62-84	L(A)
1/17/08	40-65	L(H)
2/3/08	51-79	L(A)
1/8/09	64-69	L(A)
2/19/09	66-56	W(H)
2/25/10	65-81	L(A)
3/7/10	62-70	L(N)
2/7/11	67-73	L(H)
3/6/11	65-90	L(N)
1/12/12	61-60	W(H)

of her career on a layup with 2:55 remaining vs. Southern Miss to give Kentucky an 80-67 lead.

Mathies became the fourth-fastest player in UK history to reach 1,000 career points, accomplishing the feat in just 74 games.

Name	Games to 1,000
1. Valerie Still (1979-83)	44
2. Leslie Nichols (1982-86)	66
3. Selia Helm (2000-2004)	73
4. A'dia Mathies (2010-present)	74
5. Victoria Dunlap (2008-2011)	85

SNOWDEN REACHES 1,000 CAREER POINTS

Senior guard Keyla Snowden fittingly reached 1,000 points in her collegiate career off a 3-pointer vs. Northeastern on Nov. 17. Snowden hit the trey with 14:34 on the clock to put the Cats up 63-23.

The sharpshooter netted 439 in her freshman season at Akron and has compiled 761 points in three seasons at UK.

HALFTIME LEAD USUALLY EQUALS WIN

The Wildcats have led or tied at halftime in 17 of 24 games this season and hold a 17-0 record when doing so. The Cats are 4-3 overall when trailing at halftime. In the Matthew Mitchell era, UK is 85-9 when leading or tied at halftime, 22-43 when trailing.

KENTUCKY IN THE RPI

The NCAA lists Kentucky at No. 9 in the Rating Percentage Index (RPI).

The RPI (Rating Percentage Index) is a measure of strength of schedule and how a team does against that schedule. It does not consider things like margin of victory, only whether or not a team won and where the game was played. It is used by the NCAA as one of its factors in deciding which teams to invite to the NCAA Tournament and where to seed them.

The basic formula is 25% team winning percentage (WP), 50% opponents' average winning percentage (OWP), and 25% opponents' opponents' average winning percentage (OOWP).

NEWCOMERS PLAY A MAJOR ROLE IN UGA WIN

Freshman Bria Goss and sophomore transfer Samarie Walker combined for 40 of UK's 69 points in the come-from-behind win over No. 15/14 Georgia on Jan. 19. Both newcomers recorded career highs in points, while Walker also pulled down a career-best on the glass.

Goss, who was recovering from a subpar 0-6 performance in UK's previous game vs. South Carolina, turned out to be the key cog in the Cats' third SEC road win of the season.

Despite playing just six minutes and scoring five points due to foul trouble in the first half, Goss poured in to her career-high 22 points in the second stanza. Thirteen of those 17 second-half points came during UK's critical 24-7 run.

The rookie guard hit 3-of-5 3-pointers and 3-of-5 free throws to help snap a two-game losing skid to the Lady Bulldogs and chart the Cats' first win in Stegeman Coliseum since 2008.

Walker scored eight points in just seven minutes



of action in the first half and ended the game with 18 points and nine rebounds. She hit 8-of-10 from the floor and 2-of-2 from the charity stripe.

CATS BREAK RECORDS IN DEFEAT OF MISSISSIPPI STATE

Kentucky's 48-point win (88-40) over Mississippi State marked its largest margin of victory in an SEC game in program history. It broke the previous record of +31 set last season vs. Auburn on Feb. 3, 2011 (69-38).

The Cats' 14 made 3-pointers also set a new program record, breaking the previous record of 13 set Dec. 1, 1994 vs. Detroit.

UK HOOPS UPSETS NO. 6/5 DUKE IN ITS RETURN TO RUPP ARENA

For the first time in three years, the Wildcats returned to Rupp Arena, the home of UK's nationally-renowned men's basketball program. The Wildcats looked pretty comfortable in their second home as they upset No. 6/5 Duke, 72-65, in front of a school-record 14,508 fans.

UK is now 21-12 all-time in Rupp Arena, including a 2-4 record under Matthew Mitchell.

ROOKIE ROOMMATES SHINE IN WIN OVER NO. 6/5 DUKE

Freshmen roommates Bria Goss and Azia Bishop teamed up to combine for 31 points, 14 rebounds, four blocks and four steals on 15-24 shooting from the field in UK's 72-65 win over the Blue Devils.

Goss scored a career-high 19 points while Bishop charted her first career double-double with 12 points and a career-high 11 rebounds, including 10 points and 10 rebounds in the decisive second half. She also swatted a career-best four blocks in just 19 minutes of action.

UK SETS A NEW SINGLE-GAME ATTENDANCE RECORD

The attendance of 14,508 vs. No. 6/5 Duke marked the largest attendance in program history. The previous high was 13,689 in UK's win over top-ranked Tennessee on Jan. 26, 2006.

Although the NCAA's single-game attendance records are not available for the 2011-12 season yet, it appears UK now holds the fifth-highest attendance mark of the season.

1. 17,879 - Tennessee vs. Vanderbilt, 1/15/12
2. 16,623 - Tennessee vs. Baylor, 11/27/11
3. 15,409 - Tennessee vs. Old Dominion, 12/28/11
4. 15,021 - Tennessee vs. South Carolina, 2/2/12
5. 14,508 - Kentucky vs. Duke, 12/8/11

2011-12 MATTHEW MITCHELL RADIO/TV SHOW



Radio

The Matthew Mitchell Call-In Radio Show runs throughout the regular season from 8-8:30 p.m. ET on the UK IMG Sports Network. Most shows will be held live from Q-doba Mexican Grill on UK's campus. Neil Price serves as the host for the sixth consecutive season. Fans have the opportunity to ask Coach Mitchell questions in person or by calling in the show. To ask a question dial 1-800-249-2287.

Date	Time
Wednesday, Jan. 4	8:00-8:30 p.m. ET
Monday, Jan. 9	8:00-8:30 p.m. ET
Monday, Jan. 16	8:00-8:30 p.m. ET
Wednesday, Jan. 25	8:00-8:30 p.m. ET
Monday, Jan. 30	8:00 8:30 p.m. ET
Monday, Feb. 6	8:00 8:30 p.m. ET
Wednesday, Feb. 15	8:00 8:30 p.m. ET
Wednesday, Feb. 22	8:00 8:30 p.m. ET
Monday, Feb. 27	8:00-8:30 p.m. ET
Monday, March 5	8:00 8:30 p.m. ET

The Matthew Mitchell Show, featuring highlights of recent games and player profiles, will be shown on Lexington's WKYT Channel 27 and CW with co-host Christi Thomas.

Date	Time
Dec. 3	2:00 p.m. - CWKYT
Dec. 10	1:30 p.m. - CWKYT
Dec. 17	12:30 p.m. - WKYT
Dec. 24	11:30 a.m. - WKYT
Jan. 1	2 p.m. - CWKYT
Jan. 7	1 p.m. - WKYT
Jan. 14	1 p.m. - WKYT
Jan. 21	12:30 p.m. - CWKYT
Jan. 28	1 p.m. - WKYT
Feb. 4	1 p.m. - WKYT
Feb. 11	1 p.m. - WKYT
Feb. 18	1 p.m. - WKYT
Feb. 25	1:30 p.m. - CWKYT
March 3	1:30 p.m. - CWKYT
March 11	2 p.m. - CWKYT

6. 13,771 - Connecticut vs. Stanford, 11/21/11
7. 13,721 - Tennessee vs. Georgia, 1/5/12
8. 13,465 - Tennessee vs. Texas, 12/4/11
9. 12,736 - Louisville vs. Austin Peay, 11/22/11
10. 13,107 - Tennessee vs. LSU, 1/19/12

MATHIES NAMED USBWA NATIONAL PLAYER OF THE WEEK

Junior guard A'dia Mathies was selected by the

U.S. Basketball Writers Association as its Women's National Player of the Week after her performance in Kentucky's 72-65 victory over No. 6/5 Duke on Dec. 8.

Mathies, who also was named Southeastern Conference Player of the Week, led Kentucky to a win over Duke at Rupp Arena, marking the first time the Wildcats had ever won back-to-back games against top-10 ranked opponents. Kentucky defeated intrastate rival No. 10 Louisville 74-54 on Dec. 4.

The Louisville, Ky., native paced the Wildcats with 23 points, including a career-high tying four 3-pointers, four rebounds and four steals against the Blue Devils.

This is the first season that the USBWA has selected a women's national player of the week. The weekly national player of the week is added to the award's watch list, which will be released at mid-season.

SEC LAUNCHES "WE BACK PAT WEEK"

The Southeastern Conference, in cooperation with its 12-member institutions, announces "We Back Pat" Week, a week-long initiative focused on bringing awareness and recognition to the Pat Summitt Foundation Fund of The Community Foundation of Middle Tennessee and its fight against Alzheimer's disease.

During the week of Jan. 15-22, SEC member institutions supported the Pat Summitt Foundation Fund during their home basketball games. During the 17 women's and 12 men's games slated for the week, various efforts were made to increase awareness of the Pat Summitt Foundation Fund. Twenty of these games will be televised.

UK Hoops supported Pat Summitt's fight against Alzheimer's on Sunday, Jan. 22 vs. Florida at 2 p.m. ET in Memorial Coliseum, while the UK men's basketball team supported the cause during its two home games that week vs. Arkansas on Tuesday, Jan. 17 at 9 p.m. ET and Saturday, Jan. 21 vs. Alabama at Noon.

For more information on the Pat Summitt Foundation Fund visit her website www.patsummitt.org.

CATS END NONCONFERENCE SLATE AT 11-2

Kentucky finished the 2011 portion of its schedule with an 11-2 record, including a 10-0 mark at home. The Wildcats have won 10 or more nonconference games in four consecutive seasons.

CATS FORCE A SCHOOL-RECORD 49 TURNS

Against Arkansas-Pine Bluff on Dec. 11, UK did what it does best, force turnovers. The Cats forced a school-record 49 turnovers en route to a 101-43 win. The previous record of 48 was also set this season vs. Jacksonville State (11/15/11).

DEFENSE HOLDS JACKSONVILLE STATE TO 25 POINTS

Kentucky held Jacksonville State to just 25 points, tying the school record for fewest points allowed in a game. UK also allowed just 25 points vs. the Lexington Merchants on Dec. 3, 1974, the Cats' first season of varsity women's basketball.

The 75-point margin of victory (100-25) was the second-largest margin of victory in program history.

MITCHELL SERVES AS SPOKESPERSON FOR 14TH ANNUAL "TEACHERS WHO MADE A DIFFERENCE" PROGRAM

For the 14th consecutive year, the University of Kentucky College of Education is honoring "Teachers Who Made A Difference." UK Hoops head coach Matthew Mitchell will serve as this year's spokesperson.

The Teachers Who Made a Difference program gives individuals an opportunity to thank the teachers, principals, college professors or other educators who have inspired and motivated them to succeed. The program does not select winners from a pool of nominees. Rather, the UK College of Education created the program to provide individuals a means to express thanks to educators who have impacted their lives.

"Teaching is my job, teaching is my passion. And it is something that I love and hope to do the rest of my life," Mitchell said. "It is a tremendous thing to be a teacher."

For more information or to honor an educator, visit the UK College of Education's website at <http://education.uky.edu/Community/TWMAD>. The deadline for submissions is Feb. 29, 2012.

KENTUCKY PICKED SECOND BY LEAGUE COACHES, THIRD BY MEDIA; MATHIES NAMED ALL-SEC

Kentucky was picked to finish second in the Southeastern Conference by the league coaches and third by the media this season. Junior A'dia Mathies was a All-SEC first team selection, by both the media and league coaches.

The Wildcats finished 25-9 overall last year, 11-5 in SEC play, and advanced to back-to-back NCAA Tournaments for the first time since the 1981-82 and 1982-83 seasons. Despite losing one of the most talented players in UK Hoops' history in Victoria Dunlap, Kentucky enters the 2011-12 season with high expectations. The Wildcats, led by head coach Matthew Mitchell, who is entering his fifth year at UK, return 10 letter winners, including four starters from last year.

Along with Mathies, senior point guard Amber Smith returns to the hardwood after sitting out the 2010-11 season with a knee injury. One of the nation's top recruiting classes, Kentucky will welcome three freshmen in Bria Goss (Indianapolis, Ind.), Azia Bishop (Toledo, Ohio) and Bra'Shey Ali (Plainfield, N.J.). Also joining the Wildcats will be sophomore forward Samarie Walker (West Carrollton, Ohio), who will be eligible following the 2011 fall semester after transferring from Connecticut in December of 2010.

UK WELCOMES TWO TRANSFERS TO UK

UK welcomes two transfer this season in DeNesha Stallworth and Samarie Walker.

Stallworth, a 6-foot-3 forward/center from Richmond, Calif., transferred to UK during the summer of 2011, after playing two seasons for the California Golden Bears under Coach Joanne Boyle. Stallworth led the team in scoring as a sophomore

PRESEASON ALL-SEC TEAMS



COACHES POLL

1. Tennessee (120)
2. **Kentucky (100)**
3. Georgia (98)
4. LSU (96)
5. Florida (92)
6. Vanderbilt (85)
7. South Carolina (82)
8. Arkansas (57)
9. Auburn (39)
10. Alabama (29)
11. Mississippi State (25)
12. Ole Miss (16)

First Team All-SEC

Shekinna Stricklen, Tennessee
LaSondra Barrett, LSU
A'dia Mathies, Kentucky
Glory Johnson, Tennessee
C'iera Ricketts, Arkansas
Stephanie Holzer, Vanderbilt
Meighan Simmons, Tennessee
Jasmine James, Georgia

Second Team All-SEC

La'Keisha Sutton, South Carolina
Ieashia Walker, South Carolina
Adrienne Webb, LSU
Valencia McFarland, Ole Miss
Ericka Russell, Alabama
Jasmine Hassell, Georgia
Tiffany Clarke, Vanderbilt
Sarah Watkins, Arkansas

Player of the Year

Shekinna Stricklen, Tennessee (6)
Glory Johnson, Tennessee (3)
Meighan Simmons, Tennessee (1)
LaSondra Barrett, LSU (1)
A'dia Mathies, Kentucky (1)

MEDIA

Order of Finish

1. Tennessee (264)
2. Georgia (228)
3. **Kentucky (212)**
4. LSU (189)
5. Vanderbilt (172)
6. Florida (151)
7. Arkansas (142)
8. South Carolina (107)
9. Auburn (94)
10. Alabama (55)
11. Mississippi State (54)
12. Ole Miss (48)

First Team All-SEC

Jasmine James, Georgia
A'dia Mathies, Kentucky
LaSondra Barrett, LSU
Shekinna Stricklen, Tennessee
Glory Johnson, Tennessee

Second Team All-SEC

C'iera Ricketts, Arkansas
Sarah Watkins, Arkansas
Valencia McFarland, Ole Miss
Meighan Simmons, Tennessee
Stephanie Holzer, Vanderbilt

Preseason Player of the Year

Shekinna Stricklen, Tennessee

last season, averaging 13.3 points per game while grabbing 6.4 rebounds a game. She was named an All-Pac-10 media selection in helping lead her squad to the Women's National Invitational Tournament for the second straight season.

Stallworth, who must sit out the 2011-12 season due to NCAA transfer rules, will have two seasons of eligibility remaining.

Walker, a 6-1 forward/center and native of West Carrollton, Ohio, transferred to Kentucky last December after playing in 17 games for UConn as a freshman. She averaged 6.2 points and 5.8 rebounds in 18.8 minutes per game. She hit 58.7 (44-of-75) percent from the field and posted double digits in five games, including a career-high 15 points vs. St. John's. She grabbed double-figure rebounds twice, pulling down 11 vs. South Florida and a career-high 13 boards vs. Marquette.

UK BOASTS FOUR MCDONALD'S ALL-AMERICANS

Kentucky's roster boasts a school-record four McDonald's All-Americans on its roster this season in junior DeNesha Stallworth (Richmond, Calif., sophomore Jennifer O'Neill (Bronx, N.Y.) and Samarie Walker (West Carrollton, Ohio) and incoming freshman Bria Goss (Indianapolis, Ind.).

It marks the most McDonald's All-Americans on the roster in school history.

THOMPSON NAMED MCDONALD'S ALL-AMERICAN

UK Hoops signee Janee Thompson, a 5-foot-7 point guard from Whitney Young High School in Chicago has been selected to play in the prestigious 2012 McDonald's All-American High School Basketball Game on March 28, 2012 in the United Center in Chicago. The game, which features the top 24 high school players around the country representing teams from the East and West, will be aired on ESPNU at 7 p.m. ET. Thompson will play for the East.

Thompson is Kentucky's third consecutive and fifth overall player to earn McDonald's All-American honors. She will join four former McDonald All-Americans at UK next season in sophomores Jennifer O'Neill (Bronx, N.Y.), Samarie Walker (West Carrollton, Ohio) and DeNesha Stallworth (Richmond, Calif.), along with freshman Bria Goss (Indianapolis).

UK HOOPS SEASON TICKETS TOP 3,500

UK Hoops fans scooped up over 3,500 season tickets for the eighth consecutive season. The Wildcats have ranked in the top-25 nationally and in the Southeastern Conference's top four in average attendance eight straight seasons, including averaging a school record 6,364 fans per game overall last year.

A combined 95,615 people passed through the turnstiles in 2009-10, breaking the school's previous single-season attendance total of 90,663 set during the 2004-05 campaign.

KENTUCKY IN OVERTIME

Kentucky is 22-23 all-time in overtime games. Coach Matthew Mitchell is 5-3 all-time in over-

time games, 3-2 at UK (see page 133 of the UK Hoops media guide for more info).

The Cats' only overtime game last season came in the first round of the NCAA Tournament vs. Hampton. UK won 66-62.

HITTING THE CENTURY MARK

UK is an impressive 36-0 when scoring 100 points or more, including a 4-0 mark under Coach Matthew Mitchell.

CATS SIGN ONE OF NATION'S TOP RECRUITS

One of the nation's top recruits Janee Thompson, a 5-foot-7 point guard from Whitney Young High School in Chicago has signed a national letter of intent with the Kentucky women's basketball team.

Thompson is rated as the No. 6 point guard in the class of 2012 by ESPN's HoopGurlz, and the No. 35 player overall.

After returning to action last January from a torn ACL, Thompson averaged 7.4 points and 2.3 assists in the final 14 games for the Whitney Young Dolphins. She is a quick point guard who should fit into Mitchell's up-tempo style of game very well. She has great ball-handling skills and is known as a lock down defender, as well.

Thompson was named an Honorable Mention All-American by Sporting News along with earning Most Valuable Player honors at the 2011 Fila Deep South Classic and All-Tournament team honors at the 2011 Nike Battle in the Boro.

Thompson chose Kentucky over Auburn, Miami (Fla.), Northwestern, South Carolina and Virginia Tech, among others.

With Thompson signing and the addition of California transfer DeNesha Stallworth (Richmond, Calif.), UK Hoops has the nation's No. 14 recruiting class, according to the All-Star Girl's Report. It marks Mitchell's third consecutive top-15 recruiting class.

WHEN WAS THE LAST TIME ...

A player score 40+ points: 42, Valerie Still vs. Charleston, 12-19-82
A player score 30+ points: 34, A'dia Mathies vs. Tennessee, 1-12-12
A player score 25+ points: 34, A'dia Mathies vs. Tennessee, 1-12-12
A player score 20+ points: 20, A'dia Mathies at Auburn, 1-26-12
Two players score 20 points or more in a game: 22, Keyla Snowden, 21 A'dia Mathies vs. Mississippi State, 1-8-12
A player record three or more 20-plus point games: A'dia Mathies (21 vs. Arkansas 1/5/12; 20 vs. Mississippi State, 1-8-12; 34 vs. Tennessee, 1-12-12)
A player record back-to-back 20-plus point games: A'dia Mathies (21 vs. Arkansas 1/5/12) and (20 vs. Mississippi State, 1-8-12)
A player record back-to-back 30-plus point games: Sara Potts (32 vs. UTC 3/20/05) and (31 vs. Xavier 3/24/05)
A player score 15+ points in the 1st half: 16, Keyla Snowden vs. Mississippi State, 1-8-12
A player score 15+ points in the 2nd half: 17, Bria Goss at Georgia, 1-19-12
A player score 20+ points in the 1st half: 20, Amani Franklin vs. UCSB, 12-21-08
A player score 20+ points in the 2nd half: A'dia Mathies vs. Tennessee, 1-12-12
A player hit a last-second shot to win the game: A'dia Mathies vs. Tennessee, 1-12-12 (hit a layup with 4.2 seconds remaining in the game)
A player with 10+ rebounds: 15, Samarie Walker at Auburn, 1-26-12
A player with 15+ rebounds: 15, Samarie Walker at Auburn, 1-26-12
A player with 20+ rebounds: 23, Victoria Dunlap vs. Louisville, 12-05-10
A player with 25+ rebounds: 27, Valerie Still vs. National College, 2-9-82
A player with back-to-back games with 15+ rebounds: Victoria Dunlap 18 vs. Butler (11-15-09) and 16 vs. Morehead State (11-17-09)
Two players grab 10+ rebounds in a game: 11, Victoria Dunlap and 18, Brittany Henderson vs. Vanderbilt, 3-5-11
A player record a double-double: Azia Bishop (12 pts/11 rbs) vs. Duke, 12-8-11
A player record back-to-back double-doubles: Samantha Drake (11 pts/13 rbs) vs. Sam Houston St., 11-25-11; (11pts/11 rbs) vs. Miss. Valley St., 11-27-11
More than one player record back-to-back double-doubles: Victoria Dunlap (11 pts/12 rbs) and Eleia Roddy (13 pts/10 rbs) vs. NCAT, 1-1-09; Victoria Dunlap (20 pts/15 rbs) and Eleia Roddy (11 pts/10 rbs) vs. Miami (Ohio), 1-3-09
A player record four or more consecutive double-doubles: 4 straight - Victoria Dunlap (16 pts/12 rbs) vs. Alabama, 1/15/09; (12 pts/13 rbs) vs. Miss. State, 1-18-09; vs. LSU (10 pts/11 rbs, 1/25/09; (16 pts/12 rbs) vs. Florida, 1-29-09; 7 straight - Eleia Roddy vs. ETSU (13 pts/11 rbs) 12/12/08; vs. Louisville (13 pts/15 rbs) 12-14-08; vs. Alabama A&M, 12-19-08 (17 pts/12 rbs); vs. UC Santa Barbara, 12-21-08 (14 pts/10 rbs); vs. IUPUI (15 pts/10 rbs) 12-30-08; vs. NCAT (13 pts/10 rbs) 1-1-09; vs. Miami (Ohio) (11 pts/10 rbs), 1-3-09
More than one player record a double-double in the same game: Victoria Dunlap (33 pts/18 rbs) and Amani Franklin (13 pts/14 rbs) vs. Butler, 11-15-09
Three players with a double-double in the same game: Jodie Whitaker (16/14 assists), Pam Shrum (20/11), Bebe Croley (25/15) vs. East Carolina, 11-28-89
A player record a triple-double in a game: (only one in school history) Leslie Nichols vs. Louisville, 2-14-86 (18 points, 13 rebounds, 11 steals)
A player record a perfect game (at least five FGs made): Samantha Drake vs. Samford, 12-21-11 (6-of-6 FGs)
Five or more players score in double figures: vs. Samford, 12-21-11 (Drake 18, Bishop 13, Snowden 12, Goss 11, Evans 11, Walker 10)
Six or more players score in double figures: vs. Samford, 12-21-11 (Drake 18, Bishop 13, Snowden 12, Goss 11, Evans 11, Walker 10)
Seven or more players score in double figures: vs. Mississippi Valley St., 11-27-11 A'dia Mathies (13), Bria Goss (13), Bernisha Pinkett (13), Keyla Snowden (12), Samantha Drake (11), Amber Smith (11), Kastine Evans (10)
A player with 10 or more assists in a game: 11, Carly Ormerod vs. Ball State, 3-19-07
A player with five or more steals in a game: 7, Kastine Evans vs. Ole Miss, 2-12-12
A player with 10 or more steals in a game: 11, Leslie Nichols vs. Louisville, 2-14-86

A player with five or more blocks in a game: 5, Jenn'e Jackson vs. Furman, 12-6-08
A player with five or more three-pointers in a game: 5, A'dia Mathies vs. Arkansas, 1-5-12 (5-of-9)
Four or more UK players foul out in a game: Jennifer Humphrey, Sarah Elliott, Chanté Bowman, Brittany Edelen vs. Louisville, 12-3-06

THE LAST TIME KENTUCKY...

Won a game by 20 or more points: +41 (82-40) vs. Ole Miss, 2-2-12
Won an SEC game by 20 or more points: +41 (82-40) vs. Ole Miss, 2-2-12
Won a game by 30 or more points: +41 (82-40) vs. Ole Miss, 2-2-12
Won an SEC game by 30 or more points: +41 (82-40) vs. Ole Miss, 2-2-12
Won a game by 40 or more points: +41 (82-40) vs. Ole Miss, 2-2-12
Won an SEC game by 40 or more points: +41 (82-40) vs. Ole Miss, 2-2-12
Won a game by 50 or more points: +58 (101-43) vs. Arkansas-Pine Bluff, 12-11-11
Won a game by 60 or more points: +75 (100-25) vs. Jacksonville State, 11-15-11
Won a game by 70 or more points: +75 (100-25) vs. Jacksonville State, 11-15-11
Scored 100 pts or more in a regular-season game: 101 vs. Arkansas-Pine Bluff, 12-11-11
Scored 90 points or more in a game: 91 vs. Samford, 12-21-11
Scored 80 points or more in a game: 82 vs. Ole Miss, 2-2-12
Scored 50 points or more in the first half: 50 vs. Mississippi State, 1-8-12
Scored 50 points or more in the second half: 59 vs. Arkansas-Pine Bluff, 12-11-11
Scored 60 points or more in a half: 65 vs. Morehead, 11-11-1 (second half)
Allowed 100 points: 102 by Miami (Ohio), 12-21-02
Allowed 90 or more points: 90 by Tennessee, 3-6-11
Scored less than 50 points: 49 vs. LSU, 2-13-11
Scored less than 40 points: 36 vs. LSU, 12-18-05
Scored less than 25 points in a half: 18 (1st half) vs. LSU, 2-5-12
Scored less than 20 points in a half: 18 (1st half) vs. LSU, 2-5-12
Held an opponent to less than 50 points: 41 vs. Ole Miss, 2-2-12
Held an opponent to less than 40 points: 25 by Jacksonville State, 11-15-11
Held an opponent to less than 10 points at the half: 9 by Charleston Southern, 12-10-04
Held an opponent to 10 points or less in the second half: 10 by Florida A&M, 12-13-09
Held an opponent to less than 20 points in a half: 15 by Arkansas-Pine Bluff, 12-11-11
Held an SEC opponent to 20 or less points in a half: 18 by Ole Miss (2nd half), 2-2-12
Won a game after trailing at the half: vs. Georgia, 1-19-12 (36-32)
Won an SEC game after trailing at the half: vs. Georgia, 1-19-12 (36-32)
Shot 50 percent or better vs. non-conference opponent: 54.7 % (35-of-64) vs. Samford, 12-21-11
Shot 50 percent or better vs. SEC opponent: 54.5 vs. South Carolina, 1-13-11
Shot 55 percent or better: 57.1 % (36-of-63) vs. Miami (Ohio), 12-1-09
Shot 60 percent or better: 60.7 vs. Arkansas, 2-18-07
Shot lower than 30 percent: 28.5 vs. Georgia, 2-17-11 (18-of-64)
Shot 20 percent or lower: 20.0 vs. Georgia, (12-of-60), 3-02-07
Shot lower than 15 percent in a half: 13.6 (1st half) vs. USC (3-of-22), 3-2-08
Shot higher than 70 percent in a half: 72.2 (2nd half) vs. Liberty, 3-20-10
Held an opponent to lower than 30 percent: 27.7 % (13-of-47) by Mississippi State, 1-8-12
Held an opponent to lower than 20 percent: 18.0 by Stetson (9-of-50), 11-22-05
Held an opponent to lower than 15 percent in a half: 10.0 (2nd half) by Florida A&M, 12-13-09
Opponent shot 50 percent or better: LSU, 56.7 (17-of-30), 2-5-12
Opponent shot 60 percent or better: Oklahoma, 61.5 (32-of-52), 3-30-10
Opponents shot 50 percent or better in back-to-back games: Arkansas, 50.9 (29-of-57), 1-06-11 and Georgia, 50.0 (24-of-48), 1-09-11
Did not hit a three-pointer: vs. San Francisco, 11-29-03
Held opponent without a three-pointer: South Carolina, 2-10-11 (0-of-6)
Hit 10 or more three-pointers: 14 vs. Mississippi State, 1-8-12 (14-of-30)
Opponent hit 10 or more three-pointers: 16 by Tennessee 3-6-11 (16-of-21)

WHEN WAS THE LAST TIME ...

Pulled down 60 or more rebounds: 62 vs. Murray State, 11-26-10
Had 19 or more blocks in a game: 19 vs. North Carolina A&T, 12-6-05
Had 10 or more blocks in a game: 10 vs. McNeese State, 11-28-09
Opponent had 10 or more blocks in a game: 11 by Arkansas, 1-06-11
Had 10 or more steals in a game: 18 vs. Ole Miss, 2-2-12
Had 20 or more steals in a game: 21 vs. Arkansas-Pine Bluff, 12-11-11
Opponent had 10 or more steals in a game: 10 by South Carolina, 1-15-11
Forced 30 or more turnovers in a game: 49 vs. Arkansas-Pine Bluff, 12-11-11
Forced 30 or more turnovers in an SEC game: 36 vs. Ole Miss, 2-2-12
Forced 40 or more turnovers in a game: 49 vs. Arkansas-Pine Bluff, 12-11-11
Committed 30 or more turnovers in a game: 36 vs. No. 2 Tennessee, 2-3-08
(19 in the first half)
Committed less than 10 turnovers in a game: 8 vs. North Carolina, 3-21-11
Committed more turnovers than the opponent: vs. Georgia, 1-19-12
(16 compared to 14)
Won an overtime game: vs. Hampton, 3-19-11 (NCAA Tournament) (66-62)
Lost an overtime game: vs. Georgia, 1-7-10
Played a double-overtime game: 1-25-07 vs. Mississippi State, L, 83-75 (H)
Played a triple-overtime game: 11-28-89 vs. Ohio State, L, 89-86 3OT (A)
Started three freshmen in a game: (Evans, Conwright, Drake)
vs. Chattanooga, 12-11-10
Started four freshmen in a game: (Mendeng, Helm, Hawthorne, Stoglin)
vs. Tennessee, 1-27-2001
Defeated a Top-5 opponent: 12-8-11 - UK 72 - #6/5 Duke 65 (H)
Defeated a Top-10 opponent: 12-12-12 - UK 61 - #6/7 Tennessee 60 (H)
Defeated a Top-25 opponent: 1-19-12 - UK 69- #15/14 Georgia 64 (A)
Defeated a Top-25 non-conference opponent at home: 12-8-11
UK 72 - No. 6/5 Duke 65 (H)
Defeated a Top-10 SEC opponent at home: 12-12-12 - UK 61 - #6/7
Tennessee 60 (H)
Defeated a Top-25 SEC opponent at home: 12-12-12 - UK 61 - #6/7
Tennessee 60 (H)
Defeated a Top-25 opponent on the road: 1-19-12 - UK 69- #15/14
Georgia 64 (A)
Defeated a Top-25 opponent at a neutral site: 3-28-10 - UK 76 -
#4 Nebraska 67 (N)
Was defeated by an unranked opponent (while ranked) at home: vs. Georgia
(59-61), 1-09-11 (#10)
Was defeated by an unranked opponent (while ranked) on the road:
vs. LSU (61-51), 2-5-12 (#6/5)
Was ranked in the AP Poll: No. 7, 2-6-12
Was ranked in the USA Today/ESPN Coaches poll: No. 7, 2-7-12

CATS ON THE STATS LISTS

Points

Player	Seasons	G	Avg.	Pts
1. Valerie Still (C)	1979-83	119	23.2	2,763
2. Victoria Dunlap (F)	2008-11	133	13.9	1,846
3. Leslie Nichols (F)	1982-86	111	18.2	1,797
4. Sam Mahoney (G)	2005-08	132	12.1	1,601
5. Pam Browning (C)	1974-78	107	14.9	1,598
6. Sara Potts (G/F)	2001-05	117	13.4	1,563
7. Sarah Elliott (C)	2005-08	132	11.4	1,502
8. Liz Lukschu (C)	1977-81	119	12.5	1,488
9. SeSe Helm (C)	2000-04	108	13.8	1,487
10. Stacey Reed (G)	1991-95	114	13.0	1,482
11. Tiffany Wait (G)	1995-2000	122	11.8	1,445
12. Jodie Whitaker (G)	1985-89	111	12.9	1,433
13. Kristi Cushenberry (G)	1988-92	118	11.5	1,358
14. Belitta Croley (F)	1984-88	94	14.2	1,339
15. A'dia Mathies (G) 2010-present	93	13.7	1,273	
16. Stacy McIntyre (F)	1988-92	116	10.5	1,215
17. Maria Donhoff (G)	1977-81	121	9.8	1,187
18. LaTonya McDole (F)	1998-2002	117	10.1	1,180
19. Lea Wise (G)	1979-83	120	9.8	1,179
20. Patty Jo Hedges (G)	1979-83	120	9.8	1,176
21. Jocelyn Mills (C)	1989-93	103	11.4	1,170
22. Karen Mosley (F)	1982-86	109	10.4	1,135
23. Janet Timperman (G)	1975-79	N/A	N/A	1,080
24. Tedra Eberhart (G)	1990-94	113	9.5	1,071
25. Kim Denkins (C)	1994-98	107	9.9	1,057
26. Debbie Miller (G)	1983-87	109	8.5	1,031
27. Laura Meadows (F)	1997-2000	89	11.5	1,024
28. Sandy Harding (G)	1983-87	111	9.2	1,023

Assists

Player	Seasons	G	Avg	Asst
1. Patty Jo Hedges	1980-83	120	6.091	731
2. Sandy Harding	1983-87	111	6.360	706
3. Jodie Whitaker	1985-89	111	4.180	464
Lea Wise	1979-83	120	3.866	464
5. Stacey Reed	1991-95	114	3.877	442
6. Amber Smith 2008-present	113	3.601	407	
7. Rita Adams	1999-2003	110	3.636	400
8. Tracye Davis	1987-91	113	3.247	367
9. Tiffany Wait	1995-2000	122	2.778	339
10. Lisa Collins	1980-84	115	2.826	325

Assists Per Game

Player	Seasons	G	Asst	Avg
1. Sandy Harding	1983-87	111	706	6.360
2. Patty Jo Hedges	1979-83	120	731	6.091
3. Jodie Whitaker	1985-89	111	464	4.180
4. Stacey Reed	1991-95	114	442	3.877
5. Lea Wise	1979-83	120	464	3.866
6. Angela Phillips	2003-05	62	230	3.710
7. Rita Adams	1999-2003	110	400	3.636
8. Amber Smith 2008-present	113	407	3.601	
9. Tracye Davis	1987-91	113	367	3.247
10. Leslie Nichols	1982-86	111	323	2.909

3-point Field Goals Made

Player	Seasons	Pct	3FGA	3FG
1. Sara Potts	2001-05	.377	719	271
2. Stacey Reed	1991-95	.320	548	175
3. Jenny Pfeiffer	2003-07	.347	467	162
4. Keyla Snowden 2010-present	374	417	156	
5. Tiffany Wait	1995-2000	.361	319	115
6. Sam Mahoney	2005-08	.318	355	113
7. Kristi Cushenberry	1988-92	.397	277	110
8. Carly Morrow	2008-11	.273	395	108
9. Shaundra Roberts	1994-96	.362	284	103
10. Carly Ormerod	2006-09	.375	315	101

3-point FGs Attempted

Player	Seasons	Pct	3FG	3FGA
1. Sara Potts	2001-05	.377	271	719
2. Stacey Reed	1991-95	.320	176	548
3. Jenny Pfeiffer	2003-07	.347	162	467
4. Keyla Snowden 2010-present	.374	156	417	
5. Carly Morrow	2008-11	.273	108	395
6. Christina Jansen	1992-96	.252	98	388
7. Sam Mahoney	2005-08	.318	113	355
8. Tiffany Wait	1995-2000	.361	115	319
9. Carly Ormerod	2006-09	.375	101	315
10. Natalie Martinez	1996-2000	.342	100	292

3-pt Field Goal Percentage (min. 200 att.)

Player	Seasons	3FG	3FGA	Pct
1. Kristi Cushenberry	1988-92	110	277	39.7
2. Sara Potts	2001-05	271	719	37.7
3. Keyla Snowden 2010-present	156	417	37.4	
4. Jodie Whitaker	1985-89	80	217	36.8
5. Shaunda Roberts	1994-96	103	284	36.2
6. Tiffany Wait	1995-2000	115	319	36.1
7. Mia Daniel	1989-93	90	253	35.5
8. Jenny Pfeiffer	2003-07	162	467	34.7
9. Natalie Martinez	1996-2000	100	292	34.2

Steals

Player	Seasons	G	Avg	Stls
1. Stacey Reed	1991-95	114	2.710	309
2. Victoria Dunlap	2008-11	133	2.310	307
3. Leslie Nichols	1982-86	111	2.504	278
4. Patty Jo Hedges	1979-83	120	2.266	272
5. Rita Adams	1999-2003	110	2.427	267
6. LaTonya McDole	1998-2002	117	2.076	243
7. Christina Jansen	1992-96	107	2.140	229
8. A'dia Mathies 2010-present	93	2.456	226	
9. Sandy Harding	1983-87	111	2.018	224
10. Valerie Still	1979-83	119	1.689	201

Steals Per Game (min. 75 steals)

Player	Seasons	G	Stls	Avg
1. Stacey Reed	1991-95	114	309	2.710
2. Leslie Nichols	1982-86	111	278	2.504
3. A'dia Mathies 2010-present	93	226	2.430	
4. Rita Adams	1999-2003	110	267	2.427
5. Victoria Dunlap	2008-11	133	307	2.310
6. Patty Jo Hedges	1979-83	120	272	2.266
7. Christina Jansen	1992-96	107	229	2.140
8. LaTonya McDole	1998-2002	117	243	2.076
9. Sandy Harding	1983-87	111	224	2.018

Free Throws Made

Player	Seasons	G	PCT.	FTA	FTM
1. Valerie Still	1979-83	119	.704	748	527
2. Victoria Dunlap	2008-11	133	.623	714	445
3. Tiffany Wait	1996-2000	122	.792	500	396
4. Sam Mahoney	2005-08	132	.675	545	368
5. Kristi Cushenberry	1988-92	118	.780	407	318
6. Elisabeth Lukschu	1978-81	119	.687	460	316
7. Stacy McIntyre	1989-92	116	.710	416	296
8. Selia Helm	2001-04	108	.789	369	291
A'dia Mathies 2010-present	93	.683	426	291	
10. Leslie Nichols	1983-86	111	.769	368	283

Free Throws Attempted

Player	Seasons	G	PCT.	FTM	FTA
1. Valerie Still	1979-83	119	.861	527	748
2. Victoria Dunlap	2008-11	133	.623	445	714
3. Sam Mahoney	2005-08	132	.675	368	545
4. Tiffany Wait	1996-2000	122	.792	396	500
5. Liz Lukschu	1978-81	119	.687	316	460
6. A'dia Mathies 2010-present	93	.683	291	426	
7. Stacy McIntyre	1989-92	116	.710	296	416

8. Kristi Cushenberry	1988-92	118	.780	318	407
9. LaTonya McDole	1998-2002	117	.571	232	406
10. Jocelyn Mills	1990-93	103	.660	267	402

SINGLE-SEASON LISTS

3-point Field Goals Made

Made	Year
1. 187	2009-10
2. 182	2010-11
3. 164	1994-95
4. 162	2004-05
5. 158	2002-03
6. 157	1991-92
7. 156	1993-94
8. 155	2006-07
9. 151	2011-12
10. 149	2005-06

Turnovers Forced

Forced TOs	Year
1. 823	2009-10
2. 817	2010-11
3. 790	1989-90
4. 701	2011-12
5. 686	1977-78
6. 666	1993-94
7. 651	1999-2000
8. 649	1990-91
9. 640	1985-96
640	1992-93

Steals

Steals	Year
1. 418	2009-10
2. 382	1990-91
3. 373	2010-11
4. 372	1989-90
5. 345	1993-94
6. 344	1980-81
7. 341	1985-86
8. 331	2001-02
9. 317	1999-2000
10. 315	2011-12

UK FRESHMAN RECORDS

Points Per game

1. 22.1	Valerie Still, 1979-80
2. 13.6	A'dia Mathies, 2009-10
3. 12.9	Kristi Cushenberry, 1988-89
4. 12.5	Maria Donhoff, 1977-78
5. 12.3	SeSe Helm, 2000-01
6. 11.4	Leslie Nichols, 1982-83
11.4	Bria Goss, 2011-12
8. 11.1	Laura Meadows, 1997-98
9. 10.7	Jodie Whitaker, 1985-86
10. 10.6	Samantha Mahoney, 2004-05

Double-Figure Scoring

1. 29	Valerie Still, 1979-80
2. 26	A'dia Mathies, 2009-10
3. 22	Maria Donhoff, 1977-78
4. 18	Kristi Cushenberry, 1988-89
18	Samantha Mahoney, 2004-05
6. 17	Leslie Nichols, 1982-83
17	Laura Meadows, 1997-98
17	Sarah Elliot, 2004-05
17	Bria Goss, 2011-12
10. 15	Jodie Whitaker, 1985-86

Three-Pointers Made

1. 50	Sara Potts, 2001-02
2. 49	Carly Ormerod, 2005-06
3. 43	Laura Meadows, 1997-98
4. 38	Natalie Martinez, 1996-97

CATS ON THE STATS LISTS

5. 31 A'dia Mathies, 2009-10
6. 30 Stacey Reed, 1991-92
7. **27 Bria Goss, 2011-12**
8. 25 Shaunda Roberts, 1994-95
- 25 Dominique Mitchell, 1995-96
10. 21 Crissy Roberts, 1993-94
- 21 Jenny Pfeiffer, 2002-03

Blocks

1. 49 Sarah Elliott, 2004-05
2. 46 Valerie Still, 1979-80
3. 38 Leslie Nichols, 1982-83
4. 35 Laura Meadows, 1977-98
5. 25 Victoria Dunlap, 2007-08
6. 22 Jennifer Humphrey, 2002-03
- 22 A'dia Mathies, 2009-10
8. 21 Samantha Drake, 2010-11
- 21 Azia Bishop, 2011-12**
10. 17 Samantha Mahoney, 2004-05

Head Coach Matthew Mitchell

5th Season at Kentucky



MITCHELL'S ACCOMPLISHMENTS

- 2010 SEC Coach of the Year (AP and coaches)
- 2010 Russell Athletic/WBCA Region 3 Coach of the Year
- Three consecutive top **THREE** finishes in in the SEC (07-08, 09-10, 10-11)
- Back-to-back SEC Tournament Finals (09-10 & 10-11)
- Back-to-back Top 25 rankings in the AP poll (09-10 & 10-11)
- **FOUR**-straight postseason tournaments, including back-to-back NCAA Tournament appearances for the first time since 1982-83
- Ranks third in all-time wins at Kentucky with 107
- Overall 67-16 (80.7) mark at home
- School-record 11 SEC wins (09-10 & 10-11)
- School-record 28 overall wins (09-10)
- Led UK to its first NCAA **ELITE EIGHT** appearance in 2010, its first since 1982
- **EIGHT** All-Conference Performers
- Defeated **15** nationally-ranked teams
- Defeated all **11** SEC teams at least once
- **SIX** SEC Academic Honor Roll members
- **FOUR** All-SEC Freshmen Honorees
- **ONE** All-American in Victoria Dunlap, including just the second State Farm/WBCA All-American in school history
- **ONE** first round WNBA draft pick in Victoria Dunlap
- **ONE** Academic All-American in Chelsea Chowning

Kentucky head coach Matthew Mitchell's teams are known for using three "winning tools" for success: honesty, hard work and discipline. So it's no surprise that in just four seasons at the helm, he used those winning tools to build a program that has quickly ascended back into the national spotlight.

Under his leadership, the Wildcats have advanced to four consecutive postseason tournaments, including back-to-back NCAA Tournament appearances for the first time in 28 years. UK has also finished second in the Southeastern Conference race, advanced to the SEC Tournament championship game and charted over 20 wins in consecutive seasons, including a school-record 28 victories in 2009-10.

In the last three seasons, the Wildcats have defeated 15 nationally-ranked opponents, including three in the top 10, ranked in the top 25 of the national polls, garnered top 25 rankings in average attendance and recorded a remarkable 45-2 record at home.

Eight different players have received All-SEC accolades, including Victoria Dunlap who was named UK's first SEC Player of the Year and first SEC Defensive Player of the Year. She also was just the second player in school history to be named to the prestigious WBCA/State Farm All-America team. In the classroom, seven Wildcats have been SEC Academic Honor Roll members over 12 times and all 10 players in their final season of eligibility received their degree.

Mitchell's success on the hardwood has already moved him up to No. 4 in all-time wins at Kentucky with 86. His winning percentage of 63.7 percent (86-49) ranks third.

Last season, Mitchell once again led the Wildcats to an outstanding season with a 25-9 overall record and a school-record tying 11 wins (11-5) in the SEC. UK took a second-place finish in the league standings for the second consecutive year and advanced to the second round of the NCAA Tournament as the No. 4 seed.

Year Three proved to be the best year yet as Mitchell was named SEC Coach of the Year for his remarkable job in turning around a team that went 16-16 overall, 5-9 in conference play last season to a 28-8 overall record in 2009-10. The Cats' 28 overall wins, including 11 SEC wins were school records and UK finished second in the league despite being picked to finish 11th in the preseason polls.

For more information on Matthew Mitchell, visit UKAthletics.com.

Mitchell vs. All Opponents

	UK	Overall
Alabama	5-0	5-0
Alabama A&M	2-0	2-0
Arkansas	6-1	6-1
Arkansas Pine-Bluff	2-0	2-0
Auburn	6-2	6-2
Austin Peay		4-1
Binghamton		1-0
Boston	1-0	1-0
Butler	1-0	1-0
Centenary		1-0
Chattanooga	1-0	1-0
Cincinnati	2-0	2-0
College of Charleston		1-0
Duke	1-1	1-1
East Tennessee State	0-1	0-1
Eastern Illinois		3-1
Eastern Kentucky		3-1
Eastern Michigan		0-1
Evansville		0-1
Florida	5-1	5-2
Florida Atlantic	1-0	1-0
Florida A&M	1-0	1-0
Furman	1-0	1-0
Georgia	4-5	4-5
George Washington	1-1	1-1
Grambling State		1-0
Hampton	1-0	1-0
IUPUI	1-0	1-1
Jacksonville State	1-0	4-1
James Madison	1-0	1-0
Kentucky Christian		1-0
Liberty	1-0	1-0
Lipscomb	1-0	1-0
Long Island	1-0	1-0
LSU	3-6	3-6
Louisville	2-3	2-3
Marshall		0-2
Marquette	0-1	0-1
McNeese State	1-0	1-0
Miami Ohio	3-0	3-0
Michigan	0-2	0-2
Michigan State	1-0	1-0
Middle Tennessee	2-2	2-2
Minnesota	0-1	0-1
Mississippi State	5-1	5-2
Mississippi Valley State	2-0	2-0
Morehead State	3-0	3-0
Murray State	1-0	2-3
Nebraska	1-0	1-0
Nebraska Omaha	1-0	1-0
Northeastern	1-0	1-0
North Carolina	0-1	0-1
North Carolina A&T	1-0	1-0
Notre Dame	1-1	1-1
Oklahoma	0-1	0-1
Ole Miss	4-1	4-1
Old Dominion	0-1	0-1
Pikeville College		1-0
Samford	1-0	2-3
Sam Houston State	1-0	1-0
South Alabama	1-0	1-0
South Carolina	6-3	6-3
South Carolina-Upstate	1-0	1-0
Southeast Missouri		1-3
Southern Miss	2-0	2-0
Tennessee	2-7	2-7
Tennessee-Chattanooga	2-0	2-0
Tennessee-Martin	2-0	5-2
Tennessee State		4-0
Tennessee Tech	1-0	2-4
Texas	0-1	0-1
UC Santa Barbara	2-0	2-0
Vanderbilt	4-3	4-3
Virginia Tech		0-1
Western Kentucky	0-2	0-3
William & Mary	1-0	1-0
Wisconsin	0-1	0-1
Wofford	1-0	1-0
Xavier	0-2	0-3
Yale	1-0	1-0
Total	107-52	137-81

Year	School	Pos.	Record	Accomplishments
10-11	Kentucky	Head Coach	25-9	NCAA Second Round/SEC Tournament Finals
09-10	Kentucky	Head Coach	28-8	NCAA Elite Eight/SEC Tournament Finals
08-09	Kentucky	Head Coach	16-16	WNIT Second Round
07-08	Kentucky	Head Coach	17-17	WNIT Quarterfinals/SEC Tournament Semifinals
06-07	Morehead St.	Head Coach	14-16	Third-place OVC finish
05-06	Morehead St.	Head Coach	16-13	OVC Tournament Semifinals
04-05	Kentucky	Asst. Coach	18-16	WNIT final four
03-04	Kentucky	Asst. Coach	11-17	-
02-03	Florida	Asst. Coach	9-19	-
01-02	Florida	Asst. Coach	18-11	NCAA Tournament
2000-01	Florida	Asst. Coach	24-6	NCAA Tournament
1999-00	Tennessee	Grad. Asst.	33-4	NCAA Runner-up

UK HOOPS 2011-12 MISCELLANEOUS STATS

LEADING SCORER

A'dia Mathies	11
Keyla Snowden	7
Bria Goss	5
Samantha Drake	2
Bernisha Pinkett	2
Kastine Evans	1

LEADING REBOUNDER

Samarie Walker	7
A'dia Mathies	5
Azia Bishop	4
Samantha Drake	4
Brittany Henderson	3
Kastine Evans	2
Bria Goss	2

LEADER IN ASSISTS

Amber Smith	14
A'dia Mathies	9
Kastine Evans	4
Bria Goss	4
Maegan Conwright	2
Bernisha Pinkett	2
Samantha Drake	1
Keyla Snowden	1

CHARGES DRAWN

Kentucky	46
Bria Goss	15
A'dia Mathies	10
Samantha Drake	6
Amber Smith	5
Maegan Conwright	4
Keyla Snowden	4
Azia Bishop	1
Kastine Evans	1
Brittany Henderson	1
Opponents	18

FORCED FIVE-SECOND CALLS

Kentucky	16
Opponents	3

SHOT CLOCK VIOLATIONS FORCED

Kentucky	12
Opponents	10

20-POINT SCORING GAMES

A'dia Mathies	8
Samantha Drake	1
Kastine Evans	1
Bria Goss	1
Keyla Snowden	1

30-POINT SCORING GAMES

A'dia Mathies	1
---------------	---

DOUBLE-FIGURE SCORING GAMES

A'dia Mathies	18
Bria Goss	17
Keyla Snowden	12
Azia Bishop	6
Samantha Drake	6
Kastine Evans	7
Bernisha Pinkett	4
Maegan Conwright	3
Amber Smith	3
Samarie Walker	3

DOUBLE-FIGURE REBOUND GAMES

Samantha Drake	3
A'dia Mathies	2
Azia Bishop	1
Samarie Walker	1

20-PLUS REBOUNDING GAMES

n/a	
-----	--

SEASON DOUBLE-DOUBLES

Samantha Drake	2
A'dia Mathies	1

TECHNICAL FOULS

Kentucky	0
Opponents	3

UK'S FIRST SUBSTITUTION

Maegan Conwright	12
Bernisha Pinkett	10
Keyla Snowden	10
Crystal Riley	5
Samarie Walker	6
Brittany Henderson	4
Azia Bishop	3
Samantha Drake	2
Kastine Evans	1

FIRST TO SCORE

Bria Goss	6
A'dia Mathies	5
Kastine Evans	4
Samantha Drake	3
Amber Smith	3
Brittany Henderson	2
Keyla Snowden	1

JUMP BALLS CONTROLLED

Samantha Drake	5
Brittany Henderson	4
Samarie Walker	2
Opponent	13

RUNS OF 10-0 OR BETTER

UK	28
Opponent	2

LARGEST HALFTIME LEAD

+36, 49-13 vs. Jacksonville State (11/15/11)

LARGEST HALFTIME LEAD (SEC)

+29, 50-21 vs. Mississippi State (1/8/12)

LARGEST HALFTIME DEFICIT

-15, 22-37 at Middle Tennessee (12/28/11)

LARGEST HALFTIME DEFICIT (SEC)

-4, 32-36 at Georgia (1/19/12)

LARGEST UK LEAD

+75, 100-25 vs. Jax St., 0:14 (11/15/11)

LARGEST UK WIN

+75, 100-25 vs. Jacksonville St. (11/15/11)

LARGEST UK WIN (SEC)

+48, 88-40 vs. Mississippi State (1/8/12)

LARGEST UK DEFICIT

-17, at MTSU, 2nd - 1:36 (51-68) (12/28/11)

LARGEST UK DEFICIT (SEC)

-11, at LSU, 2nd - 1:59 (45-56) (2/5/12)

LARGEST UK LOSS

-12, at Middle Tenn. (58-70) (12/28/11)

LARGEST UK LOSS (SEC)

-10, 51-61 at LSU (2/5/12)

SPECIALITY STATS

PP - Points in the paint; POT - Points off turnovers

2nd - Second-chance points; FB- Fast break; BP - Points off the bench

Opponent	KENTUCKY-OPPONENT				
	PP	POT	2nd	FB	BP
Morehead St.	54 / 24	36 / 26	11 / 11	14 / 6	54 / 24
Jacksonville St.	68 / 12	50 / 1	30 / 8	26 / 2	53 / 10
Northeastern	30 / 24	40 / 15	23 / 10	10 / 0	37 / 14
Southern Miss.	32 / 38	36 / 6	23 / 11	12 / 6	24 / 15
Nebraska Omaha	42 / 20	39 / 6	27 / 7	14 / 6	28 / 12
Sam Houston St.	38 / 24	31 / 14	16 / 4	18 / 4	34 / 3
Mississippi Valley St.	36 / 20	50 / 24	25 / 2	6 / 6	32 / 21
Louisville	24 / 30	26 / 25	24 / 10	6 / 6	19 / 12
Duke	38 / 40	23 / 16	21 / 12	4 / 4	22 / 13
Arkansas-Pine Bluff	32 / 24	66 / 6	29 / 4	6 / 2	47 / 29
Notre Dame	38 / 52	27 / 21	21 / 22	2 / 10	14 / 17
Samford	52 / 24	35 / 27	6 / 0	14 / 2	41 / 11
Middle Tennessee	28 / 36	22 / 19	15 / 14	4 / 6	29 / 0
Florida	26 / 20	20 / 22	9 / 9	0 / 0	15 / 27
Arkansas	26 / 32	27 / 27	15 / 11	6 / 4	38 / 9
Mississippi State	26 / 16	40 / 5	18 / 5	10 / 0	46 / 13
Tennessee	24 / 36	20 / 17	12 / 10	0 / 12	17 / 20
South Carolina	40 / 26	32 / 11	14 / 20	12 / 4	33 / 25
Georgia	30 / 38	13 / 8	9 / 7	6 / 7	34 / 0
Florida	28 / 30	12 / 15	11 / 13	2 / 6	26 / 15
Auburn	30 / 22	38 / 10	14 / 7	4 / 4	30 / 18
Alabama	42 / 44	29 / 15	14 / 8	8 / 6	42 / 16
Ole Miss	36 / 26	39 / 9	23 / 6	14 / 2	30 / 15
LSU	26 / 20	19 / 11	5 / 6	2 / 0	28 / 18
TOTALS	846 / 678	770 / 356	415 / 217	200 / 105	773 / 356
AVERAGES	35.3 / 28.3	32.1 / 14.8	17.3 / 9.0	8.3 / 4.4	32.2 / 14.8

CLUTCH FREE THROWS

(final 3 minutes of regulation and overtime in a six-point game)

INDIVIDUAL SEASON TOTALS

Player	FT-FTA	Pct.
Amber Smith	7-9	.778
Keyla Snowden	5-6	.833
Bria Goss	4-6	.667
A'dia Mathies	1-6	.167
Kastine Evans	1-2	.500

MOST CONSECUTIVE POINTS

+22, vs. Jacksonville St. (11/15/11)

MOST CONSECUTIVE POINTS (SEC)

+18, at Auburn (1/26/12)

MOST CONSECUTIVE OPP. POINTS

-10, twice, vs. Notre Dame (12/18/11), vs. Florida (1/22/12)

MOST CONSECUTIVE OPP. POINTS (SEC)

-10, vs. Florida (1/22/12)

LARGEST LEAD IN 1ST HALF

+38, vs. Jacksonville St. (47-9, 1:50) (11/15/11)

LARGEST DEFICIT IN 1ST HALF

-17, at MTSU (20-37, 0:28) (12/28/11)

LARGEST LEAD IN 2ND HALF

+75, vs. Jax St. (100-25, 0:14) (11/15/11)

LARGEST DEFICIT IN 2ND HALF

-17, at MTSU (51-68, 1:36) (12/28/11)

LARGEST LEAD IN LOSS

+2, at MTSU (2-0, 1st - 15:49) (12/28/11)

LARGEST 1ST HALF DEFICIT IN WIN

-8, vs. Duke (12-20, 10:33) (12/8/11)

LARGEST 2ND HALF DEFICIT IN WIN

-10, at Georgia, 15:42 (36-46) (1/19/12)

LARGEST 1ST HALF DEFICIT IN SEC WIN

-7, twice, vs. UF (1/22/12), at UGA (1/19/12)

LARGEST 2ND HALF DEFICIT IN SEC WIN

-10, at Georgia, 15:42 (36-46) (1/19/12)

LONGEST WINNING STREAK

10 games, twice, last 1/1/12 - 2/5/12

LONGEST SEC WINNING STREAK

10 games, 1/1/12 - 2/5/12

LONGEST LOSING STREAK

1 game, three times, last 2/5/12

LARGEST MEMORIAL COLISEUM CROWD

7,961 vs. Tennessee (1/12/12)

LARGEST HOME CROWD

14,508 vs. Duke (12/8/11)

LARGEST ROAD CROWD

9,149 at Notre Dame (12/18/11)

LARGEST NEUTRAL CROWD

n/a

2011-12 GAME REVIEWS

1

#18/15 KENTUCKY 96, MOREHEAD STATE 60

NOV. 11, 2011 • MOREHEAD, KY. (JOHNSON ARENA)



Official Basketball Box Score - Game Totals - Final Statistics
Kentucky vs. Morehead State
11/11/11 7 p.m. at Johnson Arena | Morehead, Ky.



Kentucky 96 • 1-0

#	Player	Total			3-Ptr			Rebounds			PF	TP	A	T	Blk	Stl	Min
		FG	FGA	FT	FTA	FG	FGA	FT	FTA	Off							
1	Mathies, A'dia	6	12	1	4	3	4	1	5	6	5	16	1	5	2	31	
13	Goss, Bria	2	8	0	1	3	4	2	6	3	7	2	2	0	3	20	
20	Conwright, Maegan	5	8	0	3	1	2	0	3	3	2	11	5	4	0	27	
1	Drake, Samantha	1	5	0	0	3	8	10	1	5	2	0	2	0	0	19	
40	Henderson, Brittany	1	1	0	0	1	2	4	4	3	0	3	1	1	11		
10	Pinkett, Bernisha	0	1	0	0	2	1	1	2	1	0	1	1	0	12		
24	Smith, Amber	2	5	0	1	3	4	4	2	7	4	2	0	3	14		
25	Ali, Bra'Shey	0	1	0	0	0	1	2	0	0	1	0	0	0	5		
32	Evans, Kastine	8	12	2	4	5	6	2	3	2	23	1	4	0	25		
4	Snowden, Keyla	6	10	3	6	0	0	3	3	15	4	1	1	1	24		
50	Bishop, Azia	4	5	0	0	1	2	3	1	4	3	9	0	3	0	12	
Team		12		2		3		1		2		3		1		200	
Totals		35	68	6	19	20	29	17	32	49	26	96	20	27	6	13	200

FG % 1st Half: 12-31 38.7% 2nd half: 23-37 62.2% Game: 35-68 51.5%
3FG % 1st Half: 2-10 20.0% 2nd half: 4-9 44.4% Game: 6-19 31.6%
FT % 1st Half: 5-8 62.5% 2nd half: 15-21 71.4% Game: 20-29 69.0%

Morehead State 60 • 0-1

#	Player	Total			3-Ptr			Rebounds			PF	TP	A	T	Blk	Stl	Min
		FG	FGA	FT	FTA	FG	FGA	FT	FTA	Off							
01	RYANS, Casey	1	3	0	0	1	2	1	3	3	3	0	0	0	1	17	
05	HARRIS, Ashar	3	9	0	1	2	3	8	2	9	11	20	3	8	2	30	
13	TURNER, Allie	2	4	0	0	2	2	4	0	4	0	4	0	0	0	14	
21	DIXON, Linda	3	10	1	3	2	2	3	4	9	2	2	1	1	3	33	
25	LUMPKIN, Courtney	3	15	1	3	5	9	2	2	3	12	3	4	0	0	28	
03	GREENWELL, Natalie	2	5	0	2	3	3	6	1	2	0	2	2	0	15		
04	JONES, Almesha	1	3	0	1	3	4	0	0	1	5	3	0	0	12		
10	KYLE, Whitney	0	1	0	0	0	0	0	0	0	0	0	0	0	1		
11	ROBINSON, Terrice	1	4	0	2	2	4	0	0	2	4	0	3	1	2	10	
20	ITUEN, Tyler	1	4	0	2	2	3	0	2	3	1	0	0	0	4	19	
23	PARKER, Shanice	1	2	1	1	0	0	0	0	1	3	0	1	0	0	8	
32	HENRY, Ashley	0	0	0	0	0	0	0	0	0	0	0	0	0	1		
45	ARLEDGE, Mackenzie	1	1	1	1	0	0	0	0	1	3	0	1	2	0	10	
Team		19		63		4		21		38		25		60		9	
Totals		19	63	4	21	18	30	17	21	38	25	60	9	30	4	12	200

FG % 1st Half: 11-33 33.3% 2nd half: 8-30 26.7% Game: 19-63 30.2%
3FG % 1st Half: 4-13 30.8% 2nd half: 0-8 0.0% Game: 4-21 19.0%
FT % 1st Half: 6-8 75.0% 2nd half: 12-22 54.5% Game: 18-30 60.0%

Officials: Troy Winders (R), Neonta Williams, Mark Gines
Technical fouls: Kentucky-None, Morehead State-TYER, Tyler.
Attendance: 3870
MSU sets women's home attendance record with 3,870

Score by periods	1st	2nd	Total
Kentucky	33	63	96
Morehead State	32	28	60

Last FG - UK 2nd-00:13, MOR 2nd-00:59.
Largest lead - UK by 36 2nd-00:13, MOR by 4 1st-04:37.
Score tied - 7 times.
Lead changed - 8 times.

Notables: Kentucky won its eighth straight game vs. Morehead and third consecutive season opener ... Despite trailing at the half, UK exploded on a 36-10 run to take a decisive 70-46 lead ... UK's 65 second-half points were the most points scored in a half in school history ... Sophomore Kastine Evans came off the bench to record a career-high 23 points.

2

#17/13 KENTUCKY 100, JACKSONVILLE STATE 25

NOV. 15, 2011 • LEXINGTON, KY. (MEMORIAL COLISEUM)



Official Basketball Box Score - Game Totals - Final Statistics
Kentucky vs. Jacksonville State
11/15/11 11:00 am at Memorial Coliseum, Lexington, KY



Jacksonville State 25 • 0-2

#	Player	Total			3-Ptr			Rebounds			PF	TP	A	T	Blk	Stl	Min
		FG	FGA	FT	FTA	FG	FGA	FT	FTA	Off							
05	MORROW, Briana	4	12	0	1	0	4	3	7	3	8	0	4	2	0	25	
20	MANNING, Brittany	0	2	0	1	2	1	0	1	0	1	0	1	0	0	14	
44	VAUGHN, Danielle	1	3	0	0	1	2	3	1	4	1	4	1	0	33		
04	MORTON, Candace	0	1	0	0	0	1	1	2	1	0	0	4	1	21		
14	LANE, Destiny	1	9	1	5	0	2	7	9	2	3	2	9	0	33		
01	CROWDER, Lakeria	0	0	0	0	0	0	0	0	0	0	0	0	0	7		
03	MCCARTHY, Amanda	1	3	1	1	0	0	2	5	3	1	7	0	0	30		
10	PACHOLKE, Kaitlyn	0	0	0	0	0	0	0	1	0	0	3	0	0	6		
21	DAVIS, Deirda	0	0	0	0	0	0	0	0	0	0	0	0	0	1		
23	BUCKNER, Bri'annna	1	3	1	3	0	0	0	0	1	3	0	1	0	7		
24	BANKS, Gis	0	4	0	2	0	2	1	0	1	0	0	5	2	0	17	
33	MILLER, Hannah	1	1	0	0	0	0	0	0	0	0	0	1	0	0		
40	TATE, Carolyn	0	3	0	1	2	0	1	0	1	0	2	0	1	0	8	
42	CANTRELL, Miranda	0	0	0	0	0	0	0	0	0	0	0	0	0	1		
Team		9		41		4		10		25		5		48		7	
Totals		9	41	4	10	11	23	33	17	25	5	48	7	4	200		

FG % 1st Half: 5-21 23.8% 2nd half: 4-20 20.0% Game: 9-41 22.0%
3FG % 1st Half: 0-7 0.0% 2nd half: 3-7 42.9% Game: 3-14 21.4%
FT % 1st Half: 3-6 50.0% 2nd half: 1-4 25.0% Game: 4-10 40.0%

Kentucky 100 • 2-0

#	Player	Total			3-Ptr			Rebounds			PF	TP	A	T	Blk	Stl	Min
		FG	FGA	FT	FTA	FG	FGA	FT	FTA	Off							
40	Henderson, Brittany	3	6	0	0	3	6	9	1	6	1	1	1	1	1	20	
01	MATHIES, A'dia	9	13	0	0	8	8	2	10	1	18	3	2	0	3	23	
13	Goss, Bria	4	13	2	6	0	0	1	2	1	10	1	1	0	1	26	
24	Smith, Amber	2	6	0	1	0	0	1	1	1	4	1	0	1	20		
32	Evans, Kastine	9	11	2	2	3	0	1	1	4	10	7	3	0	31		
04	SNOWDEN, Keyla	2	8	1	6	0	0	1	1	0	5	0	1	0	11		
10	Pinkett, Bernisha	7	11	0	2	4	5	0	2	3	18	1	0	0	4	19	
20	Conwright, Maegan	4	8	0	1	2	3	0	4	10	7	3	0	3	21		
25	Ali, Bra'Shey	1	2	0	0	0	3	0	2	0	0	1	0	1	5		
31	Drake, Samantha	3	7	0	1	3	6	1	0	1	0	1	2	0	12		
50	Bishop, Azia	0	1	4	8	0	3	11	0	2	1	5	1	5	19		
Team		38		90		4		21		33		54		100		21	
Totals		38	90	4	21	31	54	15	100	21	14	5	25	20			

FG % 1st Half: 20-50 40.0% 2nd half: 18-40 45.0% Game: 38-90 42.2%
3FG % 1st Half: 2-14 14.3% 2nd half: 2-7 28.6% Game: 4-21 19.0%
FT % 1st Half: 7-8 87.5% 2nd half: 13-16 81.3% Game: 20-24 83.3%

Officials: Gina Cross, Amy Bonner, David Pitcock
Technical fouls: JACKSONVILLE STATE-None, KENTUCKY-None.
Attendance: 6842

Score by periods	1st	2nd	Total
JACKSONVILLE STATE	13	12	25
KENTUCKY	49	51	100

Last FG - JSU 2nd-03:08, UK 2nd-00:48.
Largest lead - JSU by 2 1st-18:47, UK by 75 2nd-00:14.
Points JSU 12, UK 48
In T/O Off 2nd Fast Break Bench
12 1 8 2 10
48 50 30 26 53
Score tied - 1 time.
Lead changed - 1 time.

Notables: Kentucky held Jacksonville State to just 25 points, tying the school record for fewest points allowed in a game ... The Wildcats forced a school-record 48 turnovers ... UK's 75-point margin of victory was the second largest in program history ... A'dia Mathies notched her third career double-double and led five players in double digits.

3

#17/13 KENTUCKY 81, NORTHEASTERN 47

NOV. 17, 2011 • LEXINGTON, KY. (MEMORIAL COLISEUM)



Official Basketball Box Score - Game Totals - Final Statistics
Kentucky vs. Northeastern
11/17/11 7:00 PM at Memorial Coliseum, Lexington, KY



Northeastern 47 • 0-3

#	Player	Total			3-Ptr			Rebounds			PF	TP	A	T	Blk	Stl	Min
		FG	FGA	FT	FTA	FG	FGA	FT	FTA	Off							
12	Gaborfiau, Geneviev	1	4	0	3	0	0	2	2	2	0	4	0	1	17		
42	Tunstall, Jewel	1	5	0	0	2	4	5	1	6	15	12	0	3	1	22	
15	Conroy, Jamie	4	7	0	1	1	2	3	1	9	3	8	0	1	35		
23	Iervolino, Dani	2	6	2	6	2	1	0	1	2	8	1	3	0	36		
02	Kerkhof, Deanna	0	8	0	5	2	2	0	0	4	2	1	4	0	35		
01	Marcier, Amencia	0	1	0													

2011-12 GAME REVIEWS

5

#14/11 KENTUCKY 81, NEBRASKA OMAHA 48
NOV. 23, 2011 • LEXINGTON, KY. (MEMORIAL COLISEUM)



Official Basketball Box Score - Game Totals - Final Statistics
NEBRASKA OMAHA vs KENTUCKY
11/23/11 4:00 PM at Memorial Coliseum, Lexington, KY



NEBRASKA OMAHA 48 • 2-2

#	Player	Total			3-Ptr			Rebounds			PF	TP	A	T	Bk	Stl	Min
		FG	FGA	FT	FTA	FG	FGA	FT	FTA	Off							
21	Gobers, Stacia	f	3-6	1-1	1-2	1	3	4	3	8	0	6	1	0	26		
30	Pohl, Heather	f	2-5	0-3	0-1	1	4	5	3	4	2	4	0	0	20		
01	Huddlin, Rose	g	1-4	0-0	1-2	0	3	3	4	3	0	2	0	0	23		
10	Nash, Jamie	g	4-9	0-2	1-1	0	3	3	3	9	1	15	0	1	40		
14	Frauenthorfer, Paige	g	4-9	1-3	3-4	0	6	6	3	12	2	6	1	2	40		
20	Woodring, Amanda	g	1-1	1-1	0-0	1	1	2	0	3	0	1	0	0	9		
23	Cox, Cathleen	g	3-3	1-1	0-0	0	1	1	3	7	0	5	0	0	18		
32	Zaruba, Jessica	g	1-2	0-0	0-0	0	0	0	2	0	0	0	0	0	7		
45	Kelly, Taijhe	g	0-1	0-0	0-0	0	1	1	0	0	1	4	1	1	17		
Totals			19-40	4-11	6-10	2	2	4	2	2	2	4	6	4	200		

FG % 1st Half: 9-18 50.0% 2nd half: 10-22 45.5% Game: 19-40 47.5%
3FG % 1st Half: 1-5 20.0% 2nd half: 3-6 50.0% Game: 4-11 36.4%
FT % 1st Half: 0-0 0.0% 2nd half: 6-10 60.0% Game: 6-10 60.0%

KENTUCKY 81 • 5-0

#	Player	Total			3-Ptr			Rebounds			PF	TP	A	T	Bk	Stl	Min
		FG	FGA	FT	FTA	FG	FGA	FT	FTA	Off							
31	Drake, Samantha	c	4-7	0-0	1-4	5	4	9	1	9	1	2	2	2	21		
01	MATHIES, A'dia	g	5-10	0-3	1-3	6	1	7	1	11	2	0	1	9	27		
13	Goss, Bria	g	5-9	1-2	2-2	4	6	3	13	2	3	0	1	21			
24	Smith, Amber	g	4-9	1-2	0-0	2	2	2	1	9	4	1	0	23			
32	Evans, Kastine	g	5-10	1-3	0-0	0	1	1	0	11	0	0	0	18			
04	SNOWDEN, Keyia	g	1-7	0-4	0-0	0	0	1	2	0	1	2	0	12			
10	Pinkett, Bernisha	g	1-7	0-4	1-2	1	3	4	2	3	2	3	0	21			
20	Conwright, Maegan	g	3-12	0-2	1-2	1	2	3	7	2	4	0	3	22			
40	Henderson, Brittany	g	3-3	0-0	2-2	3	2	5	0	8	0	0	2	16			
50	Bishop, Azia	g	2-5	1-2	3-8	2	1	3	8	2	0	0	1	19			
Totals			33-79	4-22	11-25	26	18	44	15	81	15	14	3	19	200		

FG % 1st Half: 19-45 42.2% 2nd half: 14-34 41.2% Game: 33-79 41.8%
3FG % 1st Half: 2-9 22.2% 2nd half: 2-13 15.4% Game: 4-22 18.2%
FT % 1st Half: 5-11 45.5% 2nd half: 6-14 42.9% Game: 11-25 44.0%

Officials: Bruce Morris, Eddie Novak, Erica Bradley
Technical fouls: NEBRASKA OMAHA-None. KENTUCKY-None.
Attendance: 4058

Score by periods	1st	2nd	Total
NEBRASKA OMAHA	19	29	48
KENTUCKY	45	36	81

Last FG - UNO 2nd-00:13, UK 2nd-01:03.
Largest lead - UNO by 2 1st-17:54, UK by 36 2nd-10:18.

6

#14/11 KENTUCKY 73, SAM HOUSTON STATE 52
NOV. 25, 2011 • LEXINGTON, KY. (MEMORIAL COLISEUM)



Official Basketball Box Score - Game Totals - Final Statistics
SAM HOUSTON STATE vs KENTUCKY
11/25/11 7:00pm at Memorial Coliseum, Lexington, KY



SAM HOUSTON STATE 52 • 2-2

#	Player	Total			3-Ptr			Rebounds			PF	TP	A	T	Bk	Stl	Min
		FG	FGA	FT	FTA	FG	FGA	FT	FTA	Off							
10	Martin, Britni	f	4-11	2-6	3-4	0	6	6	0	13	4	10	0	1	37		
30	Thomas, Sequena	f	6-18	0-1	1-2	2	8	10	2	13	0	0	1	32			
12	Beadie, Angela	c	6-10	0-0	0-0	0	7	7	3	12	0	0	2	30			
03	Johnson, Jasmine	g	2-5	0-2	1-2	1	0	1	3	5	4	5	0	28			
11	Echols, Khamra	g	2-3	0-0	2-2	1	3	4	2	6	2	8	0	37			
07	Claavello, Kaysean	g	0-1	0-1	1-2	0	1	1	1	0	1	0	0	11			
21	Wiley, Jasmin	g	1-5	0-0	0-0	0	3	3	1	2	0	0	0	18			
24	Jones, Ashton	g	0-0	0-0	0-0	0	0	0	2	0	0	0	0	0			
25	Tucker, Zoe	g	0-0	0-0	0-0	0	3	3	0	0	1	0	0	6			
42	Manson, Tanishia	g	0-0	0-0	0-0	0	0	0	0	0	0	0	0	0			
Team						2	4	6									
Totals			21-53	2-10	8-12	6	35	41	14	52	10	26	3	6	200		

FG % 1st Half: 11-30 36.7% 2nd half: 10-23 43.5% Game: 21-53 39.6%
3FG % 1st Half: 1-6 16.7% 2nd half: 1-4 25.0% Game: 2-10 20.0%
FT % 1st Half: 5-6 83.3% 2nd half: 3-6 50.0% Game: 8-12 66.7%

KENTUCKY 73 • 6-0

#	Player	Total			3-Ptr			Rebounds			PF	TP	A	T	Bk	Stl	Min
		FG	FGA	FT	FTA	FG	FGA	FT	FTA	Off							
31	Drake, Samantha	f	4-9	0-0	3-7	8	5	13	3	11	0	3	1	0	23		
01	MATHIES, A'dia	g	4-13	0-5	2-3	3	2	5	1	10	3	3	0	6	14		
13	Goss, Bria	g	5-11	0-2	0-0	2	2	4	0	10	1	1	0	23			
24	Smith, Amber	g	3-8	0-2	0-0	0	0	0	1	6	6	3	0	4	22		
32	Evans, Kastine	g	0-8	0-1	2-2	4	2	6	1	2	1	1	4	28			
04	SNOWDEN, Keyia	g	7-13	4-9	1-1	1	1	2	2	19	1	0	0	20			
10	Pinkett, Bernisha	g	1-7	1-2	0-0	0	4	4	1	3	1	1	0	18			
20	Conwright, Maegan	g	1-3	0-1	0-0	0	1	1	1	2	2	1	0	13			
40	Henderson, Brittany	g	1-5	0-0	1-2	3	4	7	3	3	0	1	1	18			
50	Bishop, Azia	g	3-7	0-0	1-3	1	3	4	2	7	1	0	1	13			
Team						3	2	6									
Totals			29-84	5-22	10-18	26	27	53	16	73	16	14	5	20	200		

FG % 1st Half: 13-41 31.7% 2nd half: 16-43 37.2% Game: 29-84 34.5%
3FG % 1st Half: 3-11 27.3% 2nd half: 2-11 18.2% Game: 5-22 22.7%
FT % 1st Half: 6-12 50.0% 2nd half: 4-6 66.7% Game: 10-18 55.6%

Officials: Joe Cunningham, Mike Riggs, Eric Baker
Technical fouls: SAM HOUSTON STATE-None. KENTUCKY-None.
Attendance: 4164

Score by periods	1st	2nd	Total
SAM HOUSTON STATE	28	24	52
KENTUCKY	35	38	73

Last FG - SHSU 2nd-01:31, UK 2nd-02:19.
Largest lead - SHSU by 3 1st-09:12, UK by 26 2nd-02:19.

Notables: Kentucky began the season at 5-0 for the third straight season ... The Wildcats forced 30-plus turnovers for the fifth straight game and 40-plus turnovers for the second time this season ... Freshman Bria Goss scored a career- and game-high 13 points ... Junior A'dia Mathies captured a career-best nine steals ... Coach Mitchell moved into a tie for third on UK's all-time wins list.

Notables: Kentucky starts the season at 6-0 for the first time since 2009-10 ... Keyia Snowden netted a game- and season-high 19 points and hit four 3-pointers for the 13th time in her career ... Samantha Drake notched her second career double-double with 11 pts and career-high tying 13 rebounds in just 14 minutes ... The Cats forced 26 turnovers, their 88th straight game to force double-digit miscues.

7

#14/11 KENTUCKY 90, MISSISSIPPI VALLEY ST. 51
NOV. 27, 2011 • LEXINGTON, KY. (MEMORIAL COLISEUM)



Official Basketball Box Score - Game Totals - Final Statistics
MISSISSIPPI VALLEY S vs KENTUCKY
11/27/11 1:00pm at Memorial Coliseum, Lexington, KY



MISSISSIPPI VALLEY S 51 • 1-4

#	Player	Total			3-Ptr			Rebounds			PF	TP	A	T	Bk	Stl	Min
		FG	FGA	FT	FTA	FG	FGA	FT	FTA	Off							
22	FRANK, Alla	f	0-8	0-0	0-0	1	1	2	3	0	1	5	0	1	14		
11	LAKES, Brittney	f	7-14	0-1	4-7	1	2	3	3	18	2	7	2	1	32		
03	SMITH, Ka'Neshia	g	2-6	1-3	4-4	1	5	6	4	9	1	9	0	4	31		
11	FONDON, De'Kisha	g	1-3	1-2	0-0	0	3	3	3	2	0	1	0	23			
20	STALLINGS, Lenise	g	0-1	0-0	0-1	0	0	0	0	0	2	0	0	10			
12	KENNEDY, Olivia	g	1-7	1-5	0-1	1	2	3	2	3	1	3	0	24			
14	CLEMMONS, Christina	g	0-0	0-0	0-0	0	0	0	0	0	1	0	0	3			
15	JEFFERSON, Davina	g	5-8	1-1	0-0	0	0	0	2	11	0	3	0	21			
21	WEATHERS, A'Shanti	g	0-0	0-0	0-0	0	0	0	1	0	1	0	1	7			
23	CLEMMONS, Aspen	g	3-5	0-0	1-2	1	5	6	4	7	1	1	0	23			
25	KORUPOU, Maria	g	0-0	0-0	0-0	0	1	1	0	0	2	1	0	9			
50	YOUNG, Arlivia	g	0-0	0-0	0-0	0	0	0	1	0	0	0	0	5			
Team						4	1	5									
Totals			19-52	4-12	9-15	9	20	29	24	51	8	36	4	6	200		

FG % 1st Half: 9-21 42.9% 2nd half: 10-31 32.3% Game: 19-52 36.5%
3FG % 1st Half: 1-5 20.0% 2nd half: 3-7 42.9% Game: 4-12 33.3%
FT % 1st Half: 4-9 44.4% 2nd half: 5-6 83.3% Game: 9-15 60.0%

KENTUCKY 90 • 7-0

#	Player	Total			3-Ptr			Rebounds			PF	TP	A	T	Bk	Stl	Min
		FG	FGA	FT	FTA	FG	FGA	FT	FTA	Off							
31	Drake, Samantha	f	3-6	0-0	5-6	3	8	11	3	11	1	3	0	2	25		
01	MATHIES, A'dia	g	4-8	2-4	3-4	1	3	4	0	13	3	2	0	2	32		

2011-12 GAME REVIEWS

9

#10/10 KENTUCKY 72, #6/5 DUKE 65

DEC. 8, 2011 • LEXINGTON, KY. (RUPP ARENA)



Official Basketball Box Score - Game Totals - Final Statistics
#6/5 DUKE vs #10 KENTUCKY
12/08/11 6:08 pm at Rupp Arena, Lexington, KY



#6/5 DUKE 65 • 6-2

#	Player	Total		3-Ptr		Rebounds		PF	TP	A	T	Bk	Stl	Min
		FG	FGA	FG	FGA	Off	Def							
33	Haley Peters	f	5-9	0-0	3-4	3	3	6	3	13	1	8	1	34
01	Elizabeth Williams	c	8-14	0-0	1-1	2	4	6	3	17	0	4	1	35
04	Chloe Wells	g	2-8	0-1	0-0	0	3	2	4	2	5	0	2	33
12	Chelsea Gray	g	2-4	1-1	2-2	0	5	3	7	7	5	1	0	29
22	Tricia Liston	g	3-8	1-5	4-6	1	2	3	2	11	1	2	0	30
15	Richa Jackson	g	4-8	0-0	1-2	1	2	3	1	9	0	4	0	37
24	Kathleen Scheer	0-0	0-0	0-0	0	0	0	0	0	0	0	0	0	11
43	Allison Vernehey	1-2	0-0	2-2	2	2	4	1	4	0	0	0	0	27
Team					1	2	3							
Totals			25-53	2-7	13-17	10	23	33	16	65	9	24	2	9

FG % 1st Half: 13-23 56.5% 2nd half: 12-30 40.0% Game: 25-53 47.2%
3FG % 1st Half: 1-5 20.0% 2nd half: 1-2 50.0% Game: 2-7 28.6%
FT % 1st Half: 7-10 70.0% 2nd half: 6-7 85.7% Game: 13-17 76.5%

#10 KENTUCKY 72 • 9-0

#	Player	Total		3-Ptr		Rebounds		PF	TP	A	T	Bk	Stl	Min
		FG	FGA	FG	FGA	Off	Def							
31	Drake, Samantha	f	1-4	0-0	1	3	4	2	2	0	1	1	0	19
01	MATHIES, A'dia	g	9-15	4-5	1-1	2	2	4	1	23	0	6	1	4
13	Goss, Bria	q	5-11	2-4	7-10	0	3	2	19	0	0	0	0	33
24	Smith, Amber	g	0-5	0-3	0-0	0	1	1	2	0	4	1	0	19
32	Evans, Kastine	g	3-6	0-0	0-2	2	0	2	1	6	4	3	0	31
04	SNOWDEN, Keyla	3-10	0-4	0-0	1	0	1	0	6	0	0	0	1	10
10	Pinkett, Bernisha	1-3	0-1	0-0	0	0	0	0	2	0	0	0	0	7
20	Conwright, Maegan	1-2	0-1	0-0	0	1	1	1	2	3	3	0	0	19
25	All, Bra'Shey	0-0	0-0	0-0	0	0	0	0	0	0	0	0	0	0
40	Henderson, Brittany	0-0	0-0	0-0	0	1	1	3	0	0	0	0	0	11
50	Bishop, Azia	6-9	0-0	0-2	6	5	11	2	12	0	2	4	2	19
Team					3	2	5							
Totals			29-65	6-18	8-15	15	18	33	14	72	11	16	6	11

FG % 1st Half: 12-28 42.9% 2nd half: 17-37 45.9% Game: 29-65 44.6%
3FG % 1st Half: 2-8 25.0% 2nd half: 4-10 40.0% Game: 6-18 33.3%
FT % 1st Half: 5-8 62.5% 2nd half: 3-7 42.9% Game: 8-15 53.3%

Officials: Dee Kantner, Lisa Mattingly, Eric Brewton
Technical fouls: #6/5 DUKE-None. #10 KENTUCKY-None.
Attendance: 14508

Score by periods	1st	2nd	Total
#6/5 DUKE	34	31	65
#10 KENTUCKY	31	41	72

Last FG - DUKE 2nd-00:17, UK 2nd-00:09.
Largest lead - DUKE by 8 1st-10:33, UK by 10 2nd-04:54.

Notables: The win gives Kentucky its first-ever back-to-back wins over top-10 opponents ... UK's first game in Rupp Arena since 2008 ... Attendance was 14,508, the largest attendance in program history ... A'dia Mathies hit a career-high tying four 3-pointers for the second straight game ... Freshman Azia Bishop recorded the first double-double of her career ... Freshman Bria Goss had a career-high 19 points.

10

#10/10 KENTUCKY 101, ARKANSAS-PINE BLUFF 43

DEC. 11, 2011 • LEXINGTON, KY. (MEMORIAL COLISEUM)



Official Basketball Box Score - Game Totals - Final Statistics
ARKANSAS PINE BLUFF vs #10 KENTUCKY
12/11/11 1:08 pm at Memorial Coliseum, Lexington, KY



ARKANSAS PINE BLUFF 43 • 0-7

#	Player	Total		3-Ptr		Rebounds		PF	TP	A	T	Bk	Stl	Min
		FG	FGA	FG	FGA	Off	Def							
21	Quarles, Markita	f	0-2	0-0	0-0	1	1	2	0	0	0	0	0	11
33	Rollins, Alexi	c	0-1	0-0	0-0	0	1	3	0	0	0	0	0	11
09	Haque, Amber	q	2-5	1-1	3-5	1	4	5	3	8	0	10	0	30
14	Vaden, Corredur	g	0-2	0-0	0-0	0	2	2	5	0	0	1	0	8
22	Marsh, Lakendra	g	0-0	0-0	6-7	0	1	2	6	1	9	0	0	25
04	Lasane, Christina	0-0	0-0	0-0	0	0	0	0	0	0	1	0	0	2
10	Walker, Carlisha	0-1	0-0	0-0	0	1	1	2	3	0	1	0	0	9
12	White, Victoria	1-2	0-0	0-0	0	1	2	2	1	2	1	3	0	14
15	Warmley, Makayia	1-2	0-0	1-2	2	6	8	3	3	0	4	0	0	32
31	Pitts, Miracle	0-0	0-0	0-0	0	0	0	0	0	0	0	0	0	1
32	Victorian, Jazmyne	1-1	1-1	0-0	0	0	0	1	3	0	0	0	0	3
34	Okumwabua, Chigozi	5-10	0-0	3-3	2	1	3	5	13	2	10	0	1	26
35	McRae, Charnecia	0-1	0-0	0-0	0	0	0	1	0	0	0	0	0	2
43	Gentry, Janise	4-6	0-0	0-1	1	7	8	5	8	0	5	0	0	22
Team					3	3	6							
Totals			14-33	2-2	13-18	10	28	38	32	43	4	49	0	2

FG % 1st Half: 4-15 26.7% 2nd half: 10-18 55.6% Game: 14-33 42.4%
3FG % 1st Half: 0-0 0.0% 2nd half: 2-2 100.0% Game: 2-2 100.0%
FT % 1st Half: 7-8 87.5% 2nd half: 6-10 60.0% Game: 13-18 72.2%

#10 KENTUCKY 101 • 10-0

#	Player	Total		3-Ptr		Rebounds		PF	TP	A	T	Bk	Stl	Min
		FG	FGA	FG	FGA	Off	Def							
31	Drake, Samantha	f	3-5	0-0	7-8	1	1	2	1	13	1	0	1	22
40	Henderson, Brittany	f	1-2	0-0	6-6	3	4	7	0	8	0	1	0	17
13	Goss, Bria	q	5-9	3-5	6-9	4	0	4	1	19	1	2	0	20
24	Smith, Amber	g	3-8	2-3	0-0	0	1	1	2	8	2	0	0	19
32	Evans, Kastine	g	1-7	0-0	4-6	0	0	0	6	3	0	0	0	19
03	RILEY, Crystal	1-7	1-4	0-2	2	0	2	1	3	1	2	0	0	19
04	SNOWDEN, Keyla	7-15	3-10	2-2	0	0	0	2	19	2	2	0	0	34
10	Pinkett, Bernisha	3-9	2-6	3-4	1	1	2	1	11	5	0	0	0	23
20	Conwright, Maegan	2-6	0-0	0	2	1	3	2	4	2	2	0	0	25
50	Bishop, Azia	3-5	0-1	4-7	1	3	4	10	0	0	1	0	1	15
Team					0	1	1							
Totals			29-73	11-31	32-44	19	12	31	16	101	17	10	2	21

FG % 1st Half: 12-34 35.3% 2nd half: 17-39 43.6% Game: 29-73 39.7%
3FG % 1st Half: 6-17 35.3% 2nd half: 5-14 35.7% Game: 11-31 35.5%
FT % 1st Half: 12-14 85.7% 2nd half: 20-30 66.7% Game: 32-44 72.7%

Officials: Felicia Grinter, Lawson Newton, Gina Cross
Technical fouls: ARKANSAS PINE BLUFF-Rollins, Alexi; TEAM 2. #10 KENTUCKY-None.
Attendance: 4747

Score by periods	1st	2nd	Total
ARKANSAS PINE BLUFF	15	28	43
#10 KENTUCKY	42	59	101

Last FG - UAPBW 2nd-01:02, UK 2nd-00:30.
Largest lead - UAPBW None, UK by 58 2nd-00:30.

Notables: Kentucky forced a program-record 49 turnovers, breaking the previous school record of 48 set earlier this season against Jacksonville State ... The 101 points were a new season high ... Bria Goss scored a career-high tying 19 points for the second straight game ... Keyla Snowden scored a team- and season-high tying 19 points ... UK's 11 3-pointers were a season high.

11

#3/3 NOTRE DAME 92, #8/7 KENTUCKY 83

DEC. 18, 2011 • SOUTH BEND, IND. (PURCELL PAVILION)



Official Basketball Box Score - Game Totals - Final Statistics
#8/7 Kentucky vs #3/3 Notre Dame
12/18/11 1:00 p.m. at Notre Dame, Ind. (Purcell Pavilion)



#8/7 Kentucky 83 • 10-1, 0-0 SEC

#	Player	Total		3-Ptr		Rebounds		PF	TP	A	T	Bk	Stl	Min
		FG	FGA	FG	FGA	Off	Def							
1	Mathies, A'dia	f	5-8	2-3	5-6	2	1	3	5	17	3	5	0	21
10	Pinkett, Bernisha	f	2-6	1-2	0-2	3	1	4	1	5	2	4	0	3
13	Goss, Bria	q	6-17	0-1	2-2	3	2	5	3	14	2	1	0	35
20	Conwright, Maegan	0-5	0-1	0-0	0	0	0	0	0	1	0	0	0	9
23	Walker, Samarie	3-5	0-0	1-2	3	4	7	4	7	0	1	1	1	12
24	Smith, Amber	5-8	1-2	2-2	1	3	4	13	4	5	0	2	0	33
3	Riley, Crystal	0-1	0-0	0	1	0	1	0	0	0	0	0	0	3
31	Drake, Samantha	8-11	0-0	5-7	3	1	4	4	21	0	1	1	0	22
32	Evans, Kastine	1-7	0-2	2-2	1	2	3	4	4	2	2	0	2	32
4	SNOWDEN, Keyla	0-0	0-0	0-0	0	1	1	0	0	0	0	0	0	5
40	Henderson, Brittany	0-0	0-0	0-0	0	0	0	0	0	0	0	0	0	0
50	Bishop, Azia	1-2	0-0	0-0	0	0	0	1	2	0	0	0	0	4
Team					3	1	4							
Totals			31-70	4-11	17-23	20	16	36	27	83	13	19	2	13

FG % 1st Half: 18-42 42.9% 2nd half: 13-28

2011-12 GAME REVIEWS

13

MIDDLE TENNESSEE 70, #6/6 KENTUCKY 58

DEC. 28, 2011 • MURFREESBORO, TENN. (MURPHY CENTER)



Official Basketball Box Score - Game Totals - Final Statistics
Kentucky vs Middle Tennessee
12/28/11 7 p.m. at Murfreesboro, Tenn. (Murphy Center)



Kentucky 58 • 11-2

#	Player	Total			3-Ptr			Rebounds			PF	TP	A	T	Bk	Stl	Min
		FG	FGA	FT	FTA	Off	Def	Off	Def	Def							
01	Mathies, A'dia	3	8	0	2	4	4	8	3	8	1	4	0	0	0	25	
13	Goss, Bria	4	14	0	1	4	2	6	1	12	1	1	0	2	35		
23	Walker, Samarie	4	7	0	0	2	4	6	3	8	0	1	2	3	28		
31	Drake, Samantha	0	0	0	0	0	0	0	1	0	0	2	0	0	9		
22	Evans, Kastine	0	5	0	4	1	2	3	7	2	1	2	0	2	24		
04	Snowden, Keyla	1	7	1	3	4	1	2	3	7	0	1	0	1	14		
10	Pinkett, Bernisha	2	5	1	3	0	2	2	1	5	0	2	0	0	13		
20	Conwright, Maegan	2	5	0	2	3	4	1	1	7	1	3	0	2	13		
24	Smith, Amber	0	4	0	2	0	0	1	1	4	0	3	3	0	1	23	
40	Henderson, Brittany	0	0	0	2	0	0	0	0	2	0	0	0	0	3		
50	Bishop, Azia	4	7	0	1	0	2	2	4	8	1	2	0	1	13		
Team		2		1		3		5		8		21		25		200	
Totals		20	62	2	18	16	24	20	18	38	23	58	8	21	2	15	200

FG % 1st Half: 7-25 28.0% 2nd half: 13-37 35.1% Game: 20-62 32.3%
3FG % 1st Half: 1-9 11.1% 2nd half: 1-9 11.1% Game: 2-18 11.1%
FT % 1st Half: 7-9 77.8% 2nd half: 9-15 60.0% Game: 16-24 66.7%

Middle Tennessee 70 • 9-5

#	Player	Total			3-Ptr			Rebounds			PF	TP	A	T	Bk	Stl	Min
		FG	FGA	FT	FTA	Off	Def	Off	Def	Def							
05	Cason, Shanice	1	4	1	2	4	4	1	4	5	3	7	4	5	0	2	32
13	Elie, Iceilyn	9	11	0	0	5	3	2	5	4	23	1	6	0	0	34	
21	Rowe, Ebony	7	10	0	0	7	8	6	12	4	21	0	3	1	2	35	
24	Jones, Kortni	5	18	4	10	1	1	1	3	15	6	10	0	4	0	40	
52	Leonard, Laken	1	6	0	4	1	2	0	6	4	4	1	2	0	3	40	
01	Brinkley, Janay	0	1	0	1	0	0	1	1	0	1	0	0	0	8		
42	Stewart, KeKe	0	0	0	0	0	0	1	3	4	1	2	1	2	0	11	
Team		1		4		5		1		5		1		1		200	
Totals		23	50	5	17	19	22	12	27	39	20	70	15	28	3	11	200

FG % 1st Half: 13-23 56.5% 2nd half: 10-27 37.0% Game: 23-50 46.0%
3FG % 1st Half: 3-8 37.5% 2nd half: 2-9 22.2% Game: 5-17 29.4%
FT % 1st Half: 8-9 88.9% 2nd half: 11-13 84.6% Game: 19-22 86.4%

Officials: Ernie Solis, Charlie Hust, Ally Richardson
Technical fouls: Kentucky-None. Middle Tennessee-None.
Attendance: 5186

Score by periods	1st	2nd	Total
Kentucky	22	36	58
Middle Tennessee	37	33	70

Last FG - UK 2nd-01:36, MT 2nd-01:36.
Largest lead - UK by 2 1st-15:49, MT by 17 1st-00:28.

Score tied - 1 time.
Lead changed - 3 times.

14

#6/6 KENTUCKY 59, FLORIDA 56

JAN. 1, 2012 • GAINESVILLE, FLA. (STEPHEN C. O'CONNELL)



Official Basketball Box Score - Game Totals - Final Statistics
Kentucky vs Florida
01/01/12 1 pm ET at Gainesville, FL - O'Connell Center



Kentucky 59 • 12-2 (1-0)

#	Player	Total			3-Ptr			Rebounds			PF	TP	A	T	Bk	Stl	Min
		FG	FGA	FT	FTA	Off	Def	Off	Def	Def							
23	Walker, Samarie	4	7	0	0	2	2	4	2	6	7	4	2	1	0	0	17
1	Mathies, A'dia	5	11	2	2	2	2	4	2	6	2	14	3	5	1	3	35
13	Goss, Bria	5	10	1	2	0	0	0	4	4	2	11	0	3	0	2	36
24	Smith, Amber	1	7	1	2	4	6	0	1	3	7	2	1	0	1	24	
22	Evans, Kastine	1	4	0	0	2	2	1	2	3	1	4	2	4	0	3	28
10	Pinkett, Bernisha	0	0	0	0	0	0	0	0	0	0	0	0	0	0	4	
20	Conwright, Maegan	1	1	0	0	0	0	1	0	1	0	2	1	0	0	8	
3	Riley, Crystal	1	3	0	0	0	0	0	0	0	0	2	1	0	0	11	
31	Drake, Samantha	1	1	0	0	0	0	1	0	1	1	2	0	1	0	1	
4	Snowden, Keyla	2	6	1	1	0	0	0	0	0	0	5	0	1	0	11	
40	Henderson, Brittany	1	4	0	0	2	2	4	4	2	4	2	1	1	0	13	
50	Bishop, Azia	0	3	0	1	2	2	1	7	8	4	2	0	4	2	20	
Team		2		3		7		4		8		21		22		100	
Totals		22	57	5	8	10	15	27	42	21	59	11	22	4	11	200	

FG % 1st Half: 13-33 39.4% 2nd half: 9-24 37.5% Game: 22-57 38.6%
3FG % 1st Half: 3-6 50.0% 2nd half: 2-2 100.0% Game: 5-8 62.5%
FT % 1st Half: 4-7 57.1% 2nd half: 6-8 75.0% Game: 10-15 66.7%

Florida 56 • 10-4 (0-1)

#	Player	Total			3-Ptr			Rebounds			PF	TP	A	T	Bk	Stl	Min
		FG	FGA	FT	FTA	Off	Def	Off	Def	Def							
13	Stewart, Azania	0	1	0	0	2	4	3	7	10	3	2	2	4	2	5	33
32	George, Jennifer	4	11	0	0	2	4	7	4	11	3	10	1	4	2	0	26
03	Bartley, Lanita	1	6	0	1	3	2	1	3	2	4	3	4	0	0	30	
10	Bonds, Jaterria	4	11	1	3	1	2	0	2	3	10	1	4	0	0	30	
33	Jones, Jordan	1	7	1	5	0	0	3	3	2	3	4	3	0	1	30	
12	Allen, Deana	6	12	2	4	0	1	4	5	3	14	0	3	0	1	19	
14	Madu, Ndidi	4	9	1	2	2	0	1	1	2	11	3	1	0	2	18	
20	Vilaro, Aragon, A	0	0	0	0	0	0	1	0	1	0	0	0	0	0	4	
23	Shine, Brittany	0	2	0	1	2	0	1	1	0	1	0	1	0	0	7	
31	Sweet, Lily	0	2	0	1	2	1	2	4	6	1	0	1	0	0	3	
Team		2		4		6		2		4		18		56		100	
Totals		20	61	5	18	11	19	20	44	44	18	56	11	23	4	9	200

FG % 1st Half: 10-31 32.3% 2nd half: 10-30 33.3% Game: 20-61 32.8%
3FG % 1st Half: 2-9 22.2% 2nd half: 3-9 33.3% Game: 5-18 27.8%
FT % 1st Half: 7-11 63.6% 2nd half: 4-8 50.0% Game: 11-19 57.9%

Officials: Lisa Mattingly, Denise Brooks, Frank Steratore
Technical fouls: Kentucky-None. Florida-None.
Attendance: 941

Score by periods	1st	2nd	Total
Kentucky	33	26	59
Florida	29	27	56

Last FG - UK 2nd-01:55, UF 2nd-00:01.
Largest lead - UK by 8 2nd-01:55, UF by 5 1st-05:24.

Score tied - 8 times.
Lead changed - 8 times.

Notables: UK shot a season-low .322 percent from the floor in the loss ... Samarie Walker earned her first UK career start ... Only one Wildcat (Bria Goss) scored in double figures for the first time this season ... The Wildcats' 15-point halftime deficit was their largest halftime deficit of the season ... UK forced 28 turnovers on 15 steals.

Notables: UK won its first SEC opener since 2008 ... Freshman Bria Goss scored a career-high 11 first-half points ... Trailing by two points with one minute to go, junior guard A'dia Mathies hit two 3-pointers in a 15-second span to give Kentucky a four-point lead they would take into the half ... The Cats never trailed in the second half.

15

#11/9 KENTUCKY 84, ARKANSAS 72

JAN. 5, 2012 • LEXINGTON, KY. (MEMORIAL COLISEUM)



Official Basketball Box Score - Game Totals - Final Statistics
Arkansas vs Kentucky
01/05/12 6:08 PM at Memorial Coliseum, Lexington, KY



Arkansas 72 • 11-3, 0-2

#	Player	Total			3-Ptr			Rebounds			PF	TP	A	T	Bk	Stl	Min
		FG	FGA	FT	FTA	Off	Def	Off	Def	Def							
12	DANIELS, Ashley	8	14	0	0	5	3	8	2	22	1	0	0	0	0	36	
21	ROBINSON, Dominique	4	10	1	2	7	14	3	6	1	16	0	1	0	0	26	
04	WATKINS, Sarah	0	13	0	1	6	2	1	1	2	5	1	2	5	1	31	
11	BERNA, Calli	0	1	0	1	4	5	2	3	3	4	0	1	34			
22	RICKETTS, Ceira	7	13	2	5	8	0	1	2	21	2	2	1	2	38		
14	SATLING, Erin	2	3	1	1	0	0	3	3	3	5	0	4	0	17		
24	WILLIAMS, Quistelle	1	3	0	0	0	2	2	1	2	0	1	0	0	10		
33	HARRIS, Lyndsay	1	2	0	1	0	0	1	2	2	0	0	0	2	8		
Team		0		4		4		1		1		1		1		200	
Totals		23	59	4	8	22	34	16	20	36	15	72	7	19	6	7	200

FG % 1st Half: 14-35 40.0% 2nd half: 9-24 37.5% Game: 23-59 39.0%
3FG % 1st Half: 3-4 75.0% 2nd half: 1-4 25.0% Game: 4-8 50.0%
FT % 1st Half: 5-9 55.6% 2nd half: 17-25 68.0% Game: 22-34 64.7%

Kentucky 84 • 13-2, 0-0

#	Player	Total			3-Ptr			Rebounds			PF	TP	A	T	Bk	Stl	Min
		FG	FGA	FT	FTA	Off	Def	Off	Def	Def							
23	Walker, Samarie	1	4	0	0	0	0	0	0	2	0	0	0	0	0	6	
22	Evans, Kastine																

2011-12 GAME REVIEWS

17

#9/8 KENTUCKY 61, #6/7 TENNESSEE 60

JAN. 12, 2012 • LEXINGTON, KY (MEMORIAL COLISEUM)



Official Basketball Box Score - Game Totals - Final Statistics
#6/7 TENNESSEE vs #9/8 KENTUCKY
01/12/12 7:05 pm at Memorial Coliseum-Lexington, KY



#6/7 TENNESSEE 60 • 12-4, 3-1

#	Player	Total		3-Ptr		Rebounds		PF	TP	A	T	Bk	Stl	Min
		FG	FGA	FG	FGA	Off	Def							
15	MANNING, Alicia	f	1-3	0-0	1-2	1	0	1	3	0	2	0	0	19
25	JOHNSON, Glory	f	7-14	0-0	3-7	2	5	7	2	17	0	4	2	29
40	STRICKLEN, Shokinna	f	3-12	1-4	4-4	2	3	5	11	3	5	0	2	31
05	MASSENGALE, Ariel	g	2-5	0-1	2-3	0	4	4	1	6	5	3	0	1
10	SIMMONS, Meighan	g	1-6	1-2	0-0	0	2	3	3	1	0	0	0	24
01	BASS, Briana	g	2-0	0-0	0-4	1	0	0	0	0	0	0	0	5
04	WILLIAMS, Kamiko	g	2-8	0-0	0-0	3	0	3	2	4	1	1	2	17
11	BURDICK, Cierra	g	0-3	0-0	0-0	1	0	1	0	1	1	1	0	5
20	HARRISON, Isabelle	g	0-1	0-0	0-0	1	2	3	1	0	3	0	0	12
21	BAUGH, Vicki	g	7-8	0-0	2-3	7	2	9	4	16	0	1	1	29
	Team					3	6							
	Totals		23-60	2-7	12-19	20	21	41	17	60	10	20	5	8

FG % 1st Half: 9-32 28.1% 2nd half: 14-28 50.0% Game: 23-60 38.3%
3FG % 1st Half: 0-4 0.0% 2nd half: 2-3 66.7% Game: 2-7 28.6%
FT % 1st Half: 3-5 60.0% 2nd half: 9-14 64.3% Game: 12-19 63.2%

KENTUCKY 61 • 15-2, 4-0

#	Player	Total		3-Ptr		Rebounds		PF	TP	A	T	Bk	Stl	Min
		FG	FGA	FG	FGA	Off	Def							
40	HENDERSON, Brittany	f	0-0	0-0	0-0	1	4	5	3	0	0	1	0	18
01	MATHIES, A'dia	f	11-20	2-7	10-11	4	5	9	1	34	2	3	2	36
13	Goss, Bria	g	2-10	1-6	3-4	1	2	3	2	8	0	2	0	34
24	Smith, Amber	g	1-5	0-1	0-0	0	1	1	2	1	3	0	0	17
32	Evans, Kastine	g	0-3	0-0	0-0	4	0	4	2	0	1	1	0	15
03	RILEY, Crystal	g	2-3	0-0	0-1	0	0	0	0	4	1	0	0	5
04	SNOWDEN, Keyla	g	3-13	1-6	4-4	1	0	1	11	0	1	0	4	22
10	Pinkett, Bernisha	g	0-1	0-0	0-0	0	1	1	0	0	3	0	1	6
20	Conwright, Maegan	g	0-1	0-1	0-0	0	0	0	0	0	1	0	1	18
23	Walker, Samarie	g	1-1	0-0	0-2	1	2	3	2	0	0	2	1	19
50	Bishop, Azia	g	0-1	0-0	0-1	2	3	1	0	0	1	0	0	10
	Team					5	2	7						
	Totals		20-58	4-21	17-22	18	19	37	18	61	5	16	4	9

FG % 1st Half: 9-31 29.0% 2nd half: 11-27 40.7% Game: 20-58 34.5%
3FG % 1st Half: 2-14 14.3% 2nd half: 2-7 28.6% Game: 4-21 19.0%
FT % 1st Half: 5-9 62.5% 2nd half: 12-14 85.7% Game: 17-22 77.3%

Officials: Mark Zentz, Sue Blauch, Denise Brooks
Technical fouls: #6/7 TENNESSEE-None. KENTUCKY-None.
Attendance: 7961

Score by periods	1st	2nd	Total
#6/7 TENNESSEE	21	39	60
KENTUCKY	25	36	61

Last FG - UT 2nd-02:06, UK 2nd-00:05.
Largest lead - UT by 3 2nd-02:06, UK by 12 2nd-07:46.

Score tied - 8 times.
Lead changed - 9 times.

Notables: Marked the first time in program history UK started conference play 4-0 ... A'dia Mathies hit the game winner with 4.2 seconds left ... Mathies scored a career-high 34 points ... UK's win snapped UT's 36-game SEC winning streak ... Keyla Snowden charted a career-high four steals ... Marked UK's third win over a top-10 team of the season.

19

#6/6 KENTUCKY 69, #15/14 GEORGIA 64

JAN. 19, 2012 • ATHENS, GA. (STEGEMAN COLISEUM)



Official Basketball Box Score - Game Totals - Final Statistics
#6/6 Kentucky vs #15/14 Georgia
01/19/12 7:00 PM ET at Stegeman Coliseum - Athens, Ga.



#6/6 Kentucky 69 • 17-2, 6-0

#	Player	Total		3-Ptr		Rebounds		PF	TP	A	T	Bk	Stl	Min
		FG	FGA	FG	FGA	Off	Def							
01	Mathies, A'dia	* f	3-10	1-5	0-3	5	5	10	2	7	4	3	1	35
13	Goss, Bria	* g	8-17	3-5	3-5	1	2	3	2	22	1	1	0	25
24	Smith, Amber	* g	0-2	0-1	0-0	0	1	1	0	0	1	2	0	12
32	Evans, Kastine	* g	1-6	1-2	1-2	1	2	3	0	4	1	0	1	30
40	HENDERSON, Brittany	* f	0-1	0-0	2-4	1	2	3	1	2	0	0	0	11
03	RILEY, Crystal	* g	0-0	0-0	0-0	0	1	1	0	0	0	0	0	6
04	SNOWDEN, Keyla	* g	2-8	1-4	0-0	0	3	3	3	5	2	0	0	22
10	Pinkett, Bernisha	* g	3-5	0-1	1-2	0	1	1	1	7	1	1	0	15
20	Conwright, Maegan	* g	1-5	0-1	0-0	1	2	2	2	0	4	0	2	11
23	Walker, Samarie	* g	8-10	0-0	2-2	3	6	9	4	18	1	1	0	20
31	Drake, Samantha	* g	1-2	0-0	0-0	1	2	0	2	0	1	0	0	4
50	Bishop, Azia	* g	0-2	0-1	0-0	1	3	4	2	0	1	1	0	9
	Team					4	1	5						
	Totals		27-68	6-20	9-18	18	29	47	17	69	8	16	4	5

FG % 1st Half: 13-32 40.6% 2nd half: 14-36 38.9% Game: 27-68 39.7%
3FG % 1st Half: 4-12 33.3% 2nd half: 2-8 25.0% Game: 6-20 30.0%
FT % 1st Half: 2-5 40.0% 2nd half: 7-13 53.8% Game: 9-18 50.0%

#15/14 Georgia 64 • 15-4, 2-2

#	Player	Total		3-Ptr		Rebounds		PF	TP	A	T	Bk	Stl	Min
		FG	FGA	FG	FGA	Off	Def							
01	Miller, Khaalidah	* f	5-15	2-5	0-0	1	1	2	1	12	3	3	0	34
03	Armstrong, Anne Marie	* f	5-12	0-0	0-0	0	7	7	5	11	7	2	1	39
11	Mitchell, Meredith	* f	5-9	0-0	1-3	1	7	8	4	11	2	4	0	34
12	Hassell, Jasmine	* f	5-8	0-0	3-5	5	4	9	3	13	0	3	1	35
31	Ford, Erika	* f	7-14	0-1	3-6	2	3	5	3	18	1	2	0	37
44	Bennett, Danielle	* g	0-1	0-0	0-2	0	0	0	0	0	0	0	0	6
23	Willis, Tamika	* g	0-1	0-0	0-0	1	1	2	0	0	0	0	0	6
	Team					0	4	4						
	Totals		27-61	3-9	7-14	9	27	36	19	64	13	14	2	7

FG % 1st Half: 15-33 45.5% 2nd half: 12-28 42.9% Game: 27-61 44.3%
3FG % 1st Half: 2-5 40.0% 2nd half: 1-4 25.0% Game: 3-9 33.3%
FT % 1st Half: 4-8 50.0% 2nd half: 3-6 50.0% Game: 7-14 50.0%

Officials: Beverly Roberts, Dennis Demayo, Carla Fountain
Technical fouls: #6/6 Kentucky-None. #15/14 Georgia-None.
Attendance: 3043

Score by periods	1st	2nd	Total
#6/6 Kentucky	32	37	69
#15/14 Georgia	36	28	64

Last FG - UK 2nd-00:22, GA 2nd-00:54.
Largest lead - UK by 8 2nd-07:06, GA by 10 2nd-15:42.

Score tied - 3 times.
Lead changed - 7 times.

Notables: It was UK's first win in Athens since 2008 ... The Cats trailed 46-36 before going on an 24-7 run to take the lead... Bria Goss scored 17 of her career-high 22 points in the second half ... Samarie Walker's points and rebounds were a career high ... It was UK's fifth win over a ranked opponent which tied the school record.

18

#9/8 KENTUCKY 66, #24/RV SOUTH CAROLINA 58

JAN. 15, 2012 • COLUMBIA, S.C. (COLONIAL LIFE ARENA)



Official Basketball Box Score - Game Totals - Final Statistics
#9/8 Kentucky vs #24/rv South Carolina
01/15/12 3 p.m. at Columbia, S.C.Colonial Life Arena



#9/8 Kentucky 66 • 16-2, 5-0 SEC

#	Player	Total		3-Ptr		Rebounds		PF	TP	A	T	Bk	Stl	Min
		FG	FGA	FG	FGA	Off	Def							
40	HENDERSON, Brittany	f	4-5	0-0	0-0	4	2	6	3	8	0	1	0	17
01	Mathies, A'dia	g	3-8	0-0	2-4	0	2	2	4	8	3	3	3	29
13	Goss, Bria	g	0-6	0-1	3-4	1	1	2	1	3	1	1	0	25
24	Smith, Amber	g	1-8	0-4	7-8	2	2	4	1	9	6	5	1	26
32	Evans, Kastine	g	2-3	1-1	0-0	4	2	6	2	5	0	2	1	27
03	RILEY, Crystal	g	0-0	0-0	0-0	0	0	0	0	0	0	0	0	4
04	SNOWDEN, Keyla	g	7-15	1-5	0-0	1	2	3	0	15	1	1	0	33
10	Pinkett, Bernisha	g	1-4	0-1	2-2	1	1	2	2	4	0	1	0	13
20	Conwright, Maegan	g	1-3	0-1	0-0	0	0	0	3	2	0	0	0	12
23	Walker, Samarie	g	4-5	0-0	0-0	0	1	1	2	8	0	1	0	21
50	Bishop, Azia	g	2-2	0-0	0-0	0	1	1	3	4	0	2	3	13
	Team					2	1	3						
	Totals		25-59	2-13	14-18	15	10	30	21	66	11	18	8	13

FG % 1st Half: 13-28 46.4% 2nd half: 12-31 38.7% Game: 25-59 42.4%
3FG % 1st Half: 0-5 0.0% 2nd half: 2-8 25.0% Game: 2-13 15.4%
FT % 1st Half: 2-3 66.7% 2nd half: 12-15 80.0% Game: 14-18 77.8%

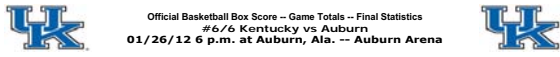
#24/rv South Carolina 58 • 14-4, 3-2 SEC

#	Player	Total		3-Ptr		Rebounds		PF	TP	A	T	Bk	Stl	Min
		FG	FGA	FG	FGA	Off	Def							
12	STEPHENS, Charenee	f	0-0	0-0	0-0	4	4	8	1	0	0	0	2	23
21	BRUNER, Ashley	f	3-5	0-0	1-7									

2011-12 GAME REVIEWS

21

#6/6 KENTUCKY 66, AUBURN48 JAN. 26, 2012 • AUBURN, ALA. (AUBURN ARENA)



Official Basketball Box Score -- Game Totals -- Final Statistics
#6/6 Kentucky vs Auburn
01/26/12 6 p.m. at Auburn, Ala. -- Auburn Arena

#	Player	Total			3-Ptr			Rebounds			PF	TP	A	T	Bk	Stl	Min
		FG	FGA	FT	FTA	FG	FGA	FT	FTA	Off							
32	Evans, Kastine	f	2-6	2-5	0-0	2	1	3	2	6	0	0	0	0	0	0	33
40	Henderson, Brittany	f	0-2	0-0	0-0	1	0	1	2	0	0	2	1	0	0	7	
01	Mathies, A'dia	g	7-16	3-9	3-5	0	4	4	1	20	3	0	0	0	1	27	
13	Goss, Bria	g	2-6	1-2	1-2	2	2	2	2	6	3	1	2	2	2	27	
24	Smith, Amber	g	2-2	0-0	0-0	0	0	1	4	1	1	0	0	1	1	17	
03	Riley, Crystal	g	0-0	0-0	3-5	0	0	0	2	3	0	1	0	1	1	11	
04	Snowden, Keyla	g	0-1	0-1	0-0	0	0	0	0	0	1	0	0	0	5		
10	Pinkett, Bernisha	g	4-0	0-2	0-0	4	0	2	8	0	1	0	1	1	18		
20	Conwright, Maegan	g	5-6	0-0	0-0	2	1	3	10	1	3	0	3	2	22		
23	Walker, Samarie	g	1-11	0-0	4-5	8	7	15	1	6	1	2	0	2	2	27	
31	Drake, Samantha	g	0-0	0-0	0-0	0	0	0	0	0	0	0	0	0	1		
50	Bishop, Azia	g	0-4	0-0	3-6	1	0	1	3	0	0	0	0	0	1	5	
Team						1	3	4									
Totals			23-64	6-19	14-23	21	16	37	14	66	9	13	1	14	20		
FG % 1st Half:		12-37	32.4%	2nd half:	11-27	40.7%	Game:	23-64	35.9%	Deatball							
3FG % 1st Half:		3-10	30.0%	2nd half:	3-9	33.3%	Game:	6-19	31.6%	Rebounds							
FT % 1st Half:		4-6	66.7%	2nd half:	10-17	58.8%	Game:	14-23	60.9%	5							

#	Player	Total			3-Ptr			Rebounds			PF	TP	A	T	Bk	Stl	Min
		FG	FGA	FT	FTA	FG	FGA	FT	FTA	Off							
00	Muhammad, Hasina	f	0-6	0-1	0-0	2	3	5	1	0	5	5	2	3	23		
14	Averson, Blanche	f	6-11	3-6	0-0	0	4	4	1	15	1	1	0	0	31		
23	Hilliard, Chantel	c	3-5	0-0	0-0	1	4	5	3	6	0	3	3	0	23		
03	Ouardad, Najat	g	0-1	0-0	0-0	0	3	4	0	3	9	0	1	0	25		
22	Glymph, Camille	g	2-5	0-0	3-5	0	1	1	2	9	1	3	0	22			
02	Jennings, Morgan	g	5-6	0-0	0-0	3	1	10	3	3	0	2	0	22			
04	Riley, Crystal	g	0-0	0-0	0-0	2	2	2	0	4	0	4	0	1	14		
10	Pinkett, Bernisha	g	1-1	0-0	0-0	3	2	5	1	2	0	2	1	11			
32	Tanner, Tyrese	g	3-9	0-0	0-2	1	3	3	6	1	2	0	2	1	26		
34	Davis, Payton	g	0-0	0-0	0-0	1	1	1	0	0	0	0	0	1	4		
Team						1	2	3									
Totals			20-44	5-11	3-7	11	24	35	19	48	14	30	9	8	20		
FG % 1st Half:		9-20	45.0%	2nd half:	11-24	45.8%	Game:	20-44	45.5%	Deatball							
3FG % 1st Half:		4	50.0%	2nd half:	3-7	42.9%	Game:	5-11	45.5%	Rebounds							
FT % 1st Half:		0-0	0.0%	2nd half:	3-7	42.9%	Game:	3-7	42.9%	1							

Officials: Dennis DeMayo (R), Charlie Hust (U), Maj Forsberg (U)
 Technical fouls: #6/6 Kentucky-None. Auburn-None.
 Attendance: 2788

Score by periods	1st	2nd	Total
#6/6 Kentucky	31	35	66
Auburn	20	28	48

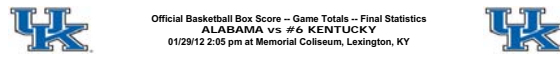
Points In Off 2nd Fast
 UK 30 28 14 4 30
 AU 22 10 7 4 18

Score tied - 3 times.
 Lead changed - 5 times.

Notables: Forced an SEC-high 30 turnovers, the most against an SEC team in the Matthew Mitchell era ... Samarie Walker pulled down a career-best 15 rebounds ... Trailing 16-11, UK went on an 18-0 run to take a 29-16 lead at the 3:02 mark, the largest run against an SEC opponent for the Wildcats this season ... The win marked UK's fourth in a row over the Tigers and its second straight win at Auburn.

22

#6/6 KENTUCKY 82, ALABAMA 68 JAN. 29, 2012 • LEXINGTON, KY (MEMORIAL COLISEUM)



Official Basketball Box Score -- Game Totals -- Final Statistics
ALABAMA vs #6 KENTUCKY
01/29/12 2:05 pm at Memorial Coliseum, Lexington, KY

#	Player	Total			3-Ptr			Rebounds			PF	TP	A	T	Bk	Stl	Min
		FG	FGA	FT	FTA	FG	FGA	FT	FTA	Off							
21	Crosby, Kyla	f	5-9	0-0	4-4	1	2	3	5	14	0	1	2	0	17		
03	Robinson, Jasmine	g	5-16	2-4	2-2	1	2	3	2	14	1	3	0	0	35		
05	Farmer, Celisia	g	1-2	0-0	1-2	1	2	3	1	3	0	2	0	0	15		
10	Perkins, Meghan	g	4-9	0-0	1-2	1	5	6	2	9	1	4	0	1	27		
22	Lee, Kristin	g	3-10	0-0	6-8	3	3	6	4	12	2	7	0	2	31		
01	Daniels, Aneeshah	g	4-7	0-1	0-3	1	2	3	5	8	1	2	0	0	21		
12	Myers, Shafontay	g	0-4	0-2	0-0	1	2	3	1	0	0	3	0	1	17		
14	Hogue, Erin	g	0-1	0-0	0-0	0	1	1	2	1	0	0	0	0	10		
33	Merritt, Jessica	g	2-6	0-1	4-6	3	5	8	1	8	1	1	0	3	27		
Team						4	6	10									
Totals			24-64	2-8	18-32	17	30	47	22	68	6	25	2	7	20		
FG % 1st Half:		8-26	30.8%	2nd half:	16-38	42.1%	Game:	24-64	37.5%	Deatball							
3FG % 1st Half:		2-5	40.0%	2nd half:	0-3	0.0%	Game:	2-8	25.0%	Rebounds							
FT % 1st Half:		11-18	61.1%	2nd half:	7-14	50.0%	Game:	18-32	56.3%	8.2							

#	Player	Total			3-Ptr			Rebounds			PF	TP	A	T	Bk	Stl	Min
		FG	FGA	FT	FTA	FG	FGA	FT	FTA	Off							
40	Henderson, Brittany	f	3-4	0-0	1-2	1	6	7	1	7	0	2	2	1	20		
01	Mathies, A'dia	g	5-15	3-7	0-1	2	2	4	4	13	2	0	1	0	28		
13	Goss, Bria	g	5-12	0-4	1-2	0	2	2	0	11	1	2	0	3	23		
24	Smith, Amber	g	1-5	0-2	0-0	0	2	2	2	2	2	0	0	1	19		
32	Evans, Kastine	g	3-5	1-1	0-2	3	3	6	3	7	2	2	1	0	29		
04	Riley, Crystal	g	1-3	0-1	0-0	1	1	2	0	2	0	1	0	0	8		
03	Snowden, Keyla	g	4-7	3-4	4-0	0	2	3	14	1	1	1	0	21			
10	Pinkett, Bernisha	g	2-6	0-2	2-2	1	2	3	6	1	1	0	1	14			
20	Conwright, Maegan	g	3-5	0-0	2-2	0	0	0	5	8	0	1	0	0	12		
23	Walker, Samarie	g	4-6	0-0	1-2	3	4	7	3	9	1	1	0	10			
31	Drake, Samantha	g	0-0	0-0	0-2	0	2	2	0	0	0	1	0	0	5		
50	Bishop, Azia	g	1-2	1-1	0-2	0	0	2	0	1	3	1	0	1	7		
Team						2	2	4									
Totals			32-70	8-22	10-21	13	28	41	26	82	11	17	5	7	20		
FG % 1st Half:		19-39	48.7%	2nd half:	13-31	41.9%	Game:	32-70	45.7%	Deatball							
3FG % 1st Half:		5-15	33.3%	2nd half:	3-7	42.9%	Game:	8-22	36.4%	Rebounds							
FT % 1st Half:		3-6	50.0%	2nd half:	7-15	46.7%	Game:	10-21	47.6%	4.1							

Officials: Beverly Roberts, Eric Brewster, Bruce Morris
 Technical fouls: ALABAMA-None. #6 KENTUCKY-None.
 Attendance: 7871

Score by periods	1st	2nd	Total
ALABAMA	29	39	68
#6 KENTUCKY	46	36	82

Points In Off 2nd Fast
 UK 44 44 15 8 6 16
 AU 42 39 14 8 4 2

Score tied - 3 times.
 Lead changed - 6 times.

Notables: Leading 10-9 at the 15:19 mark, Kentucky held Alabama without a field goal for 8:40, outscoring Alabama 20-6 during that time ... The win marked UK's 17th consecutive at home ... It was the ninth largest crowd in Memorial Coliseum history ... It was UK's seventh straight win over Alabama ... Three players scored in double figures led by Keyla Snowden's 14 points.

23

#6/5 KENTUCKY 82, OLE MISS41 FEB. 2, 2012 • LEXINGTON, KY (MEMORIAL COLISEUM)



Official Basketball Box Score -- Game Totals -- Final Statistics
OLE MISS vs #6/5 KENTUCKY
02/02/12 7:00 pm at Memorial Coliseum, Lexington, KY

#	Player	Total			3-Ptr			Rebounds			PF	TP	A	T	Bk	Stl	Min
		FG	FGA	FT	FTA	FG	FGA	FT	FTA	Off							
21	McCray, Danielle	f	1-6	0-0	1-2	2	4	6	3	3	1	4	0	1	27		
25	Marbra, Courtney	f	3-3	0-0	1-2	1	2	3	3	7	0	6	0	0	20		
42	Jackson, Monique	f	2-3	0-0	0-0	1	5	6	1	4	1	0	0	0	16		
03	McFarland, Valencia	g	3-10	0-1	0-0	0	3	3	6	1	7	1	1	35			
30	Hameth, Whitney	g	2-8	1-5	1-1	1	2	3	2	6	1	3	0	0	33		
05	Trotter, Jasmine	g	1-1	0-0	0-0	0	0	0	0								

UK HOOPS 2011-12 PLAYER BIOS



JENNIFER O'NEILL • 5-6 • POINT GUARD • SOPHOMORE

BRONX, N.Y. [SAINT MICHAEL ACADEMY]



2011-12 (Sophomore)

Has not played this season due to a stress fracture sustained in her right foot during the preseason. Return date is to be determined.

2011-12 Season Highs

Points:	--
FGM:	--
FGA:	--
FTM:	--
FTA:	--
3FGM:	--
3FGA:	--
O-Rebounds:	--
D-Rebounds:	--
Total Rebounds:	--
Assists:	--
Blocks:	--
Steals:	--
Minutes:	--

Career Highs

Points:	15 vs. Florida 1/20/11
FGM:	5 vs. Florida 1/20/11
FGA:	14 vs. Florida 1/20/11
FTM:	9 vs. Vanderbilt 2/20/11
FTA:	10 vs. Vanderbilt 2/20/11
3FGM:	3 vs. Florida 1/20/11
3FGA:	7 vs. Florida 1/20/11
O-Rebounds:	4 vs. Arkansas-Pine Bluff 12/21/10
D-Rebounds:	4 vs. Arkansas-Pine Bluff 12/21/10
Total Rebounds:	8 vs. Arkansas-Pine Bluff 12/21/10
Assists:	4, twice, last at Ole Miss 1/27/2011
Blocks:	1, twice, last at Ole Miss 1/27/2011
Steals:	3 vs. Tennessee 2/7/11
Minutes:	26 vs. Tennessee 2/7/11

O'Neill's 2011-12 Game-by-Game Statistics

Opponent	Min	FG-A	3PT-A	FT-A	O-D-T	PF	A	TO	BS	ST	PTS
at Morehead State					DNP - INJURY						
vs. Jacksonville State					DNP - INJURY						
vs. Northeastern					DNP - INJURY						
vs. Southern Mississippi					DNP - INJURY						
vs. Nebraska Omaha					DNP - INJURY						
vs. Sam Houston State					DNP - INJURY						
vs. Mississippi Valley State					DNP - INJURY						
vs. Louisville					DNP - INJURY						
vs. Duke					DNP - INJURY						
vs. Arkansas-Pine Bluff					DNP - INJURY						
at Notre Dame					DNP - INJURY						
vs. Samford					DNP - INJURY						
at Middle Tennessee					DNP - INJURY						
at Florida					DNP - INJURY						
vs. Arkansas					DNP - INJURY						
vs. Mississippi State					DNP - INJURY						
vs. Tennessee					DNP - INJURY						
at South Carolina					DNP - INJURY						
at Georgia					DNP - INJURY						
vs. Florida					DNP - INJURY						
at Auburn					DNP - INJURY						
vs. Alabama					DNP - INJURY						
vs. Ole Miss					DNP - INJURY						
at LSU					DNP - INJURY						
at Tennessee											
at Alabama											
vs. Vanderbilt											
vs. South Carolina											
at Mississippi State											

Jennifer O'Neill's Career Stats

Year	GP-GS	MIN	FG-FGA	PCT	3FG-FGA	PCT	FT-FTA	PCT	OFF-DEF	TOT-AVG	PF-FO	A	TO	BLK	ST	PTS-AVG
2010-11	30-3	373-12.4	49-146	.336	21-58	.362	34-46	.739	12-27	39-1.3	42-1	26	41	1	14	153-5.1
2011-12	0-0	0-0.0	0-0	.000	0-0	.000	0-0	.000	0-0	0-0.0	0-0	0	0	0	0	0-0.0
TOTAL	30-3	373-12.4	49-146	.336	21-58	.362	34-46	.739	12-27	39-1.3	42-1	26	41	1	14	153-5.1

UK HOOPS 2011-12 PLAYER BIOS

01

A'DIA MATHIES • 5-9 • GUARD • JUNIOR

LOUISVILLE, KY. (IROQUOIS HS)



2011-12 (Junior)

Scored team-high 12 pts and passed out team-high five assists at LSU ... Leads the team in scoring, steals and 3-pt. FG pct, and is second on the team in rebs, assists, 3-pt. FG made and blocks ... Third in the SEC in scoring in all games (15.1 ppg) and in SEC play (14.7 ppg) (through 2/11) ... Has reached double figures in scoring in every game but five ... 15th in scoring at UK all-time (1,273 pts) ... Eighth in the SEC in 3-pt. field goals made with 1.7 per game, and fourth in 3-pt. FG pct. (.371) (through 2/11) ... Her 2.7 steals per game average is third in the SEC, and is 53rd nationally (through 2/11) ... Has at least one steal in every game but one this season ... No. 9 all-time in steals at UK with 226 ... Has eight 20-point games this season ... Scored a team-high 20 points at

Auburn ... Pulled down a career-high tying 10 rebs. at Georgia ... Had a career-high tying three blocks at South Carolina ... Scored career-high 34 pts. vs. Tennessee, the most points scored by a UK player since 1987, while also grabbing a team-high nine rebs. and blocking two shots ... Poured in 20 pts. vs. Mississippi State ... Scored team-high 21 pts., including a career-high five 3-pters., and dished out a season-high six assists vs. Arkansas ... Scored 17 pts. at No. 3 Notre Dame, despite fouling out with 7:25 left ... Named SEC Player of the Week and USBWA Women's Nat'l Player of the Week for her performance vs. Duke ... Scored a season-high 23 pts. against No. 6 Duke, hitting four 3-pointers ... Scored 20 pts. vs. No. 10/11 Louisville, hitting four 3-pointers ... Named SEC Co-Player of the Week for her performance vs. Louisville ... Had career-high nine steals against Nebraska Omaha, tying the record for second most steals in a game in UK history ... Became fourth-fastest player in UK history (74 games) to reach 1,000 career points, reaching the mark against Southern Miss. ... Scored 20 pts. to go with six steals vs. Southern Miss ... Scored 20 pts. against Northeastern ... Recorded her third career double-double against Jacksonville State, scoring 18 pts. to go with 10 rebs.

Mathies' 2011-12 Game-by-Game Statistics

Opponent	Min	FG-A	3PT-A	FT-A	O-D-T	PF	A	TO	BS	ST	PTS
at Morehead State	*31	6-12	1-4	3-4	1-5-6	5	1	5	2	1	16
vs. Jacksonville State	*23	5-13	0-3	8-9	8-2-10	1	3	2	0	3	18
vs. Northeastern	*28	7-11	3-6	3-6	3-3-6	1	2	2	0	4	20
vs. Southern Mississippi	*34	8-22	3-10	1-6	3-2-5	2	2	0	0	6	20
vs. Nebraska Omaha	*27	5-10	0-3	1-3	6-1-7	1	2	0	1	9	11
vs. Sam Houston State	*23	4-13	0-5	2-3	3-2-5	1	3	3	0	6	10
vs. Mississippi Valley State	*26	4-8	2-4	3-4	1-3-4	0	3	2	0	2	13
vs. Louisville	*32	4-7	4-6	8-11	2-2-4	2	3	9	1	2	20
vs. Duke	*33	9-15	4-5	1-1	2-2-4	1	0	6	1	4	23
vs. Arkansas-Pine Bluff					DNP - INJURY						
at Notre Dame	*21	5-8	2-3	5-6	2-1-3	5	3	5	0	2	17
vs. Samford	*22	3-6	0-1	3-3	1-5-6	3	1	3	0	3	9
at Middle Tennessee	*25	3-8	0-2	2-3	4-4-8	3	1	4	0	3	8
at Florida	*35	5-11	2-2	2-2	4-2-6	2	3	5	1	3	14
vs. Arkansas	*35	8-18	5-9	0-2	2-1-3	2	6	3	2	2	21
vs. Mississippi State	*21	8-15	3-7	1-2	4-1-5	1	2	1	0	1	20
vs. Tennessee	*36	11-20	2-7	10-11	4-5-9	1	2	3	2	2	34
at South Carolina	*29	3-8	0-0	2-4	0-2-2	4	3	3	3	3	8
at Georgia	*35	3-10	1-5	0-3	5-5-10	2	4	3	1	1	7
vs. Florida	*27	1-7	0-0	0-2	2-1-3	2	2	3	0	1	2
at Auburn	*27	7-16	3-9	3-5	0-4-4	1	3	0	0	1	20
vs. Alabama	*28	5-15	3-7	0-1	2-2-4	4	2	2	0	1	13
vs. Ole Miss	*28	2-14	1-4	6-6	4-2-6	0	3	1	1	2	11
at LSU	*35	5-14	0-3	2-2	1-2-3	2	5	3	1	0	12
at Tennessee											
at Alabama											
vs. Vanderbilt											
vs. South Carolina											
at Mississippi State											

2011-12 Season Highs

Points:	34 vs. Tennessee 1/12/12
FGM:	11 vs. Tennessee 1/12/12
FGA:	22 vs. Southern Miss. 11/19/11
FTM:	10 vs. Tennessee 1/12/12
FTA:	11, twice, last vs. Tennessee 1/12/12
3FGM:	5 vs. Arkansas 1/5/12
3FGA:	10 vs. Southern Miss. 11/19/11
O-Rebounds:	8 vs. Jacksonville State 11/15/11
D-Rebounds:	5, four times, last at Georgia 1/18/12
Total Rebounds:	10, twice, last at Georgia 1/18/12
Assists:	6 vs. Arkansas 1/5/12
Blocks:	3 at South Carolina 1/15/12
Steals:	9 vs. Nebraska Omaha 11/23/11
Minutes:	36 vs. Tennessee 1/12/12

Career Highs

Points:	34 vs. Tennessee 1/12/12
FGM:	11 vs. Tennessee 1/12/12
FGA:	22 vs. Southern Miss. 11/19/11
FTM:	12 vs. Liberty 3/20/10
FTA:	17 vs. Liberty 3/20/10
3FGM:	5 vs. Arkansas 1/5/12
3FGA:	10 vs. Southern Miss. 11/19/11
O-Rebounds:	8 vs. Jacksonville State 11/15/11
D-Rebounds:	8 vs. Murray State 11/26/10
Total Rebounds:	10, five times, last at Georgia 1/18/12
Assists:	7, twice, last vs. Mississippi St. 1/16/11
Blocks:	3, three times, last at South Carolina 1/15/12
Steals:	9 vs. Nebraska Omaha 11/23/11
Minutes:	39, three times, last vs. Tennessee 2/7/11

2011-12 Honors

Preseason All-SEC, first team (media and coaches)
Sporting News All-American, second team
USBWA Women's National Player of the Week (Dec. 13)
SEC Player of the Week (Dec. 12)
SEC Co-Player of the Week (Dec. 5)
College Sports Madness, SEC Women's Basketball Player of the Week (Nov. 21)
SEC Player of the Week (Jan. 16)
CollegeSports360.com Primetime Performer of the Week (Jan. 16)
Naismith Award Watch List
John R. Wooden Award Midseason Top-20 List
Wade Watch List
USBWA Player of the Year Watch List

A'Dia Mathies' Career Stats

Year	GP-GS	MIN	FG-FGA	PCT	3FG-FGA	PCT	FT-FTA	PCT	OFF-DEF	TOT-AVG	PF-FO	A	TO	BLK	ST	PTS-AVG
2009-10	36-36	1151-32.0	178-439	.405	31-107	.290	104-149	.698	78-96	174-4.8	98-3	87	86	22	93	491-13.6
2010-11	34-33	992-29.2	146-337	.433	22-66	.333	121-178	.680	77-82	159-4.7	94-4	89	85	12	71	435-12.8
2011-12	23-23	661-28.7	121-281	.431	39-105	.371	66-99	.667	64-59	123-5.3	46-2	59	68	16	62	347-15.1
TOTAL	93-92	2804-30.2	445-1057	.421	92-278	.331	291-426	.683	219-237	456-4.9	238-9	235	239	50	226	1273-13.7

UK HOOPS 2011-12 PLAYER BIOS

03

CRYSTAL RILEY • 5-5 • POINT GUARD • SENIOR

MEMPHIS, TENN. (HILLCREST HS/LSU)



2011-12 (Senior)

Hit a big 3-pointer against Ole Miss on her only shot attempt ... Scored two points and grabbed two boards in eight minutes vs. Alabama ... Gave 11 good minutes at Auburn, knocking down a season-high three free throws on a season-high five attempts ... Hit a pair of big baskets vs. No. 6 Tennessee, going 2-3 from the field and finished with a season-high four points ... Grabbed a season-high three rebounds, passed out a season-high two assists and blocked her first shot of the season vs. Mississippi State ... Had two points and one assist at Florida in 11 minutes of play ... Scored three points and had two steals against Arkansas-Pine Bluff in her first game of the season ... Made her first appearance of the 2011-12 regular season against

Arkansas-Pine Bluff after sitting out the first nine games with an ankle injury.

2011-12 Season Highs

Points:	4 vs. Tennessee 1/12/12
FGM:	2 vs. Tennessee 1/12/12
FGA:	7 vs. Arkansas-Pine Bluff 12/11/11
FTM:	3 at Auburn 1/26/12
FTA:	5 at Auburn 1/26/12
3FGM:	1, twice, last vs. Ole Miss 2/2/12
3FGA:	4 vs. Arkansas-Pine Bluff 12/11/11
O-Rebounds:	2 vs. Arkansas-Pine Bluff 12/11/11
D-Rebounds:	3 vs. Mississippi State 1/8/12
Total Rebounds:	3 vs. Mississippi State 1/8/12
Assists:	2 vs. Mississippi State 1/8/12
Blocks:	1 vs. Mississippi State 1/8/12
Steals:	2 vs. Arkansas-Pine Bluff 12/11/11
Minutes:	19 vs. Arkansas-Pine Bluff 12/11/11

Riley's 2011-12 Game-by-Game Statistics

Opponent	Min	FG-A	3PT-A	FT-A	O-D-T	PF	A	TO	BS	ST	PTS
at Morehead State					DNP - INJURY						
vs. Jacksonville State					DNP - INJURY						
vs. Northeastern					DNP - INJURY						
vs. Southern Mississippi					DNP - INJURY						
vs. Nebraska Omaha					DNP - INJURY						
vs. Sam Houston State					DNP - INJURY						
vs. Mississippi Valley State					DNP - INJURY						
vs. Louisville					DNP - INJURY						
vs. Duke					DNP - INJURY						
vs. Arkansas-Pine Bluff	19	1-7	1-4	0-2	2-0-2	1	1	2	0	2	3
at Notre Dame	3	0-1	0-0	0-0	1-0-1	1	0	0	0	0	0
vs. Samford	14	1-2	0-1	0-0	0-0-0	0	0	1	0	0	2
at Middle Tennessee					DNP - COACH'S DECISION						
at Florida	11	1-3	0-0	0-0	0-0-0	0	1	0	0	0	2
vs. Arkansas	8	0-0	0-0	0-0	0-0-0	2	0	1	0	0	0
vs. Mississippi State	14	0-3	0-1	1-2	0-3-3	1	2	1	1	0	1
vs. Tennessee	5	2-3	0-0	0-1	0-0-0	0	0	1	0	0	4
at South Carolina	4	0-0	0-0	0-0	0-0-0	0	0	0	0	0	0
at Georgia	6	0-0	0-0	0-0	0-1-1	0	0	0	0	0	0
vs. Florida	5	0-2	0-0	0-0	0-0-0	0	0	1	0	0	0
at Auburn	11	0-0	0-0	3-5	0-0-0	2	0	1	0	1	3
vs. Alabama	8	1-3	0-1	0-0	1-1-2	0	0	1	0	0	2
vs. Ole Miss	4	1-1	1-1	0-0	0-0-0	0	0	0	0	0	3
at LSU	4	0-1	0-1	0-0	0-0-0	0	0	0	0	0	0
at Tennessee											
at Alabama											
vs. Vanderbilt											
vs. South Carolina											
at Mississippi State											

Career Highs

Points:	11, twice, last at Southern Miss 11/27/10
FGM:	4 at LSU 1/28/10
FGA:	8, three times, last at Arkansas 1/6/11
FTM:	5 at Southern Miss 11/27/10
FTA:	8 vs. Southern Miss 11/27/10
3FGM:	1, five times, last vs. Ole Miss 2/2/12
3FGA:	4 vs. Arkansas-Pine Bluff 12/11/11
O-Rebounds:	3 vs Murray State 11/26/10
D-Rebounds:	3 vs. Mississippi State 1/8/12
Total Rebounds:	5 vs Murray State 11/26/10
Assists:	8 vs. Florida 2/18/10
Blocks:	2 at Georgia 1/7/10
Steals:	4 vs. Arkansas-Pine Bluff 12/21/10
Minutes:	24 at Southern Miss 11/27/10

Crystal Riley's Career Stats

Year	GP-GS	MIN	FG-FGA	PCT	3FG-FGA	PCT	FT-FTA	PCT	OFF-DEF	TOT-AVG	PF-FO	A	TO	BLK	ST	PTS-AVG
2008-09*	5-0	44-8.8	4-7	.571	1-1	1.000	0-1	.000	3-4	7-1.4	2-0	4	2	0	2	9-1.8
2009-10	17-0	267-15.7	20-59	.339	2-13	.154	12-29	.414	9-10	19-1.1	22-0	23	24	4	4	54-3.2
2010-11	32-1	398-12.4	31-113	.274	3-13	.231	23-41	.561	15-19	34-1.1	22-0	34	40	2	20	88-2.8
2011-12	14-0	116-8.3	7-26	.269	2-9	.222	4-10	.400	4-5	9-0.6	7-0	4	9	1	3	20-1.4
TOTAL	63-1	781-12.4	58-198	.293	7-35	.200	39-80	.488	28-34	62-1.0	51-0	61	73	7	27	162-2.6
All*	68-1	825-12.1	62-205	.302	8-36	.222	39-81	.481	31-38	69-1.0	53-0	65	75	7	29	171-2.5

*at LSU

UK HOOPS 2011-12 PLAYER BIOS

04

KEYLA SNOWDEN • 5-7 • GUARD • SENIOR

LEXINGTON, KY. (LEXINGTON CATHOLIC/AKRON)



2011-12 (Senior)

Hit three 3s at LSU en route to scoring 11 pts ... Tied for ninth in the SEC in 3-pt FG made (1.7) and sixth in 3-pt FG pct. (.351) (through 2/11) ... Third at UK in career 3-pt FG pct., hitting 156 of 417 (.374) ... Has been stellar at the free-throw line this season, going 38-46 overall, and 27-32 in SEC play, third best in SEC games only (through 2/11) ... Scored a team-high 14 pts vs. Alabama, including three 3s ... Went 5-6 from the foul line in the final minute vs. Florida with the game on the line, finishing with a team-high 11 pts ... Scored a team-high 15 pts, grabbed a season-high tying three rebs and had three steals at South Carolina ... Finished with 11 pts and a career-high four steals vs. Tennessee ... Scored a season-high 22 pts vs. Mississippi State, knocking down four of UK's single-game program-record 14 3-pters ... Scored 12 pts, including two 3-pters, against Samford ... Scored a team-high 19 pts vs. Arkansas-Pine Bluff, knocking down three 3-pters ... Hit four 3-pters for the second consecutive game against Mississippi Valley State, going a perfect 4-4 from beyond the arc ... Hit four 3-pters against Sam Houston State en route to scoring a season-high 19 pts ... Topped the 1,000-point mark for her career by scoring 14 pts against Northeastern, including four 3-pters ... Scored 15 pts, including three 3-pters, pulled down three rebs and dished out a career-high four assists against Morehead State.

Snowden's 2011-12 Game-by-Game Statistics

Opponent	Min	FG-A	3PT-A	FT-A	O-D-T	PF	A	TO	BS	ST	PTS
at Morehead State	24	6-10	3-6	0-0	0-3-3	1	4	1	1	1	15
vs. Jacksonville State	11	2-8	1-6	0-0	0-1-1	0	0	1	0	1	5
vs. Northeastern	15	4-9	4-8	2-2	0-0-0	1	0	2	0	0	14
vs. Southern Mississippi	17	3-14	2-9	0-0	0-0-0	1	0	1	0	0	8
vs. Nebraska Omaha	12	1-7	0-4	0-2	0-0-0	1	0	1	0	1	2
vs. Sam Houston State	20	7-13	4-9	1-1	1-1-2	2	1	0	0	1	19
vs. Mississippi Valley State	27	4-9	4-4	0-1	0-0-0	2	1	1	0	1	12
vs. Louisville	17	1-2	1-1	0-0	0-1-1	0	1	0	0	1	3
vs. Duke	10	3-10	0-4	0-0	1-0-1	0	0	0	0	1	6
vs. Arkansas-Pine Bluff	24	7-15	3-10	2-2	0-0-0	2	2	2	0	3	19
at Notre Dame	5	0-0	0-0	0-0	0-1-1	1	0	0	0	0	0
vs. Samford	17	4-8	2-5	2-2	0-2-2	2	1	1	0	2	12
at Middle Tennessee	14	1-7	1-3	4-4	1-1-2	3	0	1	0	1	7
at Florida	11	2-6	1-1	0-0	0-0-0	0	0	1	0	1	5
vs. Arkansas	16	2-5	0-3	5-6	0-0-0	4	3	0	0	0	9
vs. Mississippi State	13	7-12	4-6	4-4	1-2-3	2	2	1	0	0	22
vs. Tennessee	22	3-13	1-6	4-4	1-0-1	1	0	1	0	4	11
at South Carolina	23	7-15	1-5	0-0	1-2-3	0	1	1	0	3	15
at Georgia	22	2-8	1-4	0-0	0-3-3	3	0	2	0	0	5
vs. Florida	20	1-9	0-4	9-12	0-0-0	0	2	1	0	0	11
at Auburn	5	0-1	0-1	0-0	0-0-0	0	0	1	0	0	0
vs. Alabama	21	4-7	3-4	3-4	0-2-2	3	1	1	1	0	14
vs. Ole Miss	13	2-4	1-3	2-2	0-0-0	1	0	1	0	0	7
at LSU	17	4-13	3-8	0-0	0-1-1	3	0	1	0	1	11
at Tennessee											
at Alabama											
vs. Vanderbilt											
vs. South Carolina											
at Mississippi State											

2011-12 Season Highs

Points:	22 vs. Mississippi State 1/8/12
FGM:	7, four times, last at South Carolina 1/15/12
FGA:	15, twice, last at South Carolina 1/15/12
FTM:	9 vs. Florida 1/22/12
FTA:	12 vs. Florida 1/22/12
3FGM:	4, four times, last vs. Mississippi State 1/8/12
3FGA:	10 vs. Arkansas-Pine Bluff 12/11/11
O-Rebounds:	1, six times, last at South Carolina 1/15/12
D-Rebounds:	3, twice, last at Georgia 1/18/12
Total Rebounds:	3, four times, last at Georgia 1/18/12
Assists:	4 vs. Morehead State 11/11/11
Blocks:	1, twice, last vs. Alabama 1/29/12
Steals:	4 vs. Tennessee 1/12/12
Minutes:	27 vs. Mississippi Valley St. 11/27/11

Career Highs

Points:	28 vs. Arkansas-Pine Bluff 12/21/10
FGM:	10 vs. Arkansas-Pine Bluff 12/21/10
FGA:	17 vs. Arkansas-Pine Bluff 12/21/10
FTM:	9 vs. Florida 1/22/12
FTA:	12 vs. Florida 1/22/12
3FGM:	6, twice, last vs. Arkansas-Pine Bluff 12/21/10
3FGA:	12, twice, last vs. Arkansas-Pine Bluff 12/21/10
O-Rebounds:	1, 18 times, last at South Carolina 1/15/12
D-Rebounds:	4 vs. Nebraska 3/28/10
Total Rebounds:	4 vs. Nebraska 3/28/10
Assists:	4 vs. Morehead State 11/11/11
Blocks:	2 vs. Miami (Ohio) 12/11/09
Steals:	4 vs. Tennessee 1/12/12
Minutes:	37 vs. Hampton 3/19/11

Keyla Snowden's Career Stats

Year	GP-GS	MIN	FG-FGA	PCT	3FG-FGA	PCT	FT-FTA	PCT	OFF-DEF	TOT-AVG	PF-FO	A	TO	BLK	ST	PTS-AVG
2007-08*	31-29	971-31.3	141-382	.369	91-237	.384	66-75	.880	11-64	75-2.4	81-0	43	87	7	34	439-14.2
2009-10	36-9	532-14.8	78-206	.379	51-132	.386	35-44	.795	4-30	34-0.9	48-0	11	32	3	17	242-6.7
2010-11	30-17	638-21.3	96-263	.365	65-171	.380	30-34	.882	8-28	36-1.2	57-0	29	41	2	29	287-9.6
2011-12	24-0	396-16.5	77-205	.376	40-114	.351	38-46	.826	6-20	26-1.1	33-0	19	22	2	22	232-9.7
TOTAL	90-26	1566-17.4	251-674	.372	156-417	.374	103-124	.831	18-78	96-1.1	138-0	59	95	7	68	761-8.5
All*	121-55	2537-21.0	392-1056	.371	247-654	.378	169-199	.849	29-142	171-1.4	219-0	102	182	14	102	1200-9.9

*at Akron

UK HOOPS 2011-12 PLAYER BIOS

10

BERNISHA PINKETT • 5-7 • GUARD • SOPHOMORE

WASHINGTON, D.C. (H.D. WOODSON HS)



2011-12 (Sophomore)

Grabbed four rebounds, including three offensive boards, vs. Ole Miss ... Scored six points and grabbed three boards vs. Alabama ... Played 18 minutes at Auburn, tying a season-high for the SEC season, and scored eight points to go with four boards ... Scored seven points on 3-5 shooting at Georgia ... Reached double figures in scoring for the first time in six games, netting 10 points vs. Mississippi State, including a season-high tying two 3-pointers ... Had eight points, including two 3-pointers, and seven rebounds vs. Arkansas ... Scored five points with two rebounds at Middle Tennessee ... Scored four points, passed out two assists and had two steals vs. Samford ... Had five points, four rebounds, two assists and a team-high three steals at No. 3 Notre Dame ... Scored 11 points and dished out a career-high five assists with zero turnovers against Arkansas-Pine Bluff in a season-high 23 minutes ... Pulled down a career-high tying eight rebounds against Mississippi Valley State, and scored a team-high tying 13 points ... Had three points and four rebounds vs. Sam Houston State ... Pulled down four rebounds against Nebraska Omaha ... Dished out two assists vs. Northeastern ... Scored a career-high tying 18 points and recorded a career-high tying four steals against Jacksonville State ... Pulled down two rebounds, dished out an assist and had a steal in the season opener against Morehead State ... All-SEC Freshman Team selection last season.

Pinkett's 2011-12 Game-by-Game Statistics

Opponent	Min	FG-A	3PT-A	FT-A	O-D-T	PF	A	TO	BS	ST	PTS
at Morehead State	12	0-1	0-0	0-2	1-1-2	1	1	1	0	1	0
vs. Jacksonville State	19	7-11	0-2	4-5	0-2-2	3	1	1	0	4	18
vs. Northeastern	11	1-2	0-0	0-0	0-0-0	4	2	0	0	1	2
vs. Southern Mississippi					DNP - COACH'S DECISION						
vs. Nebraska Omaha	21	1-7	0-4	1-2	1-3-4	2	2	3	0	0	3
vs. Sam Houston State	18	1-7	1-2	0-0	0-4-4	1	1	1	0	1	3
vs. Mississippi Valley State	21	4-12	0-3	5-6	6-2-8	2	2	4	0	2	13
vs. Louisville	10	1-3	0-1	0-0	1-1-2	0	0	1	0	0	2
vs. Duke	7	1-3	0-1	0-0	0-0-0	0	0	0	0	0	2
vs. Arkansas-Pine Bluff	23	3-9	2-6	3-4	1-1-2	1	5	0	0	2	11
at Notre Dame	17	2-6	1-2	0-2	3-1-4	1	2	4	0	3	5
vs. Samford	13	2-2	0-0	0-0	0-1-1	2	2	4	0	2	4
at Middle Tennessee	13	2-5	1-3	0-0	2-0-2	1	0	2	0	0	5
at Florida	4	0-0	0-0	0-0	0-0-0	0	0	1	0	0	0
vs. Arkansas	16	3-7	2-4	0-0	4-3-7	1	0	2	0	0	8
vs. Mississippi State	18	4-7	2-4	0-0	1-1-2	2	2	0	0	1	10
vs. Tennessee	6	0-1	0-0	0-0	0-1-1	1	0	3	0	1	0
at South Carolina	13	1-4	0-1	2-2	1-1-2	2	0	1	0	0	4
at Georgia	15	3-5	0-1	1-2	0-1-1	1	1	1	0	0	7
vs. Florida	6	1-2	1-2	0-0	0-0-0	2	0	1	0	0	3
at Auburn	18	4-10	0-2	0-0	4-0-4	2	0	1	0	1	8
vs. Alabama	14	2-6	0-2	2-2	1-2-3	2	1	1	0	1	6
vs. Ole Miss	13	1-7	0-1	1-2	3-1-4	0	1	1	0	0	3
at LSU	13	2-6	0-3	0-0	0-0-0	3	2	2	0	1	4
at Tennessee											
at Alabama											
vs. Vanderbilt											
vs. South Carolina											
at Mississippi State											

2011-12 Season Highs

Points:	18 vs. Jacksonville State 11/15/11
FGM:	7 vs. Jacksonville State 11/15/11
FGA:	12 vs. Mississippi Valley State 11/27/11
FTM:	5 vs. Mississippi Valley State 11/27/11
FTA:	6 vs. Mississippi Valley State 11/27/11
3FGM:	2, three times, last vs. Mississippi State 1/8/12
3FGA:	6 vs. Arkansas-Pine Bluff 12/11/11
O-Rebounds:	6 vs. Mississippi Valley State 11/27/11
D-Rebounds:	4 vs. Sam Houston State 11/25/11
Total Rebounds:	8 vs. Mississippi Valley State 11/27/11
Assists:	5 vs. Arkansas-Pine Bluff 12/11/11
Blocks:	--
Steals:	4 vs. Jacksonville State 11/15/11
Minutes:	23 vs. Arkansas-Pine Bluff 12/11/11

Career Highs

Points:	18, twice, last vs. Jacksonville State 11/15/11
FGM:	8 vs. South Carolina 1/13/11
FGA:	14 twice, last vs. Vanderbilt 2/20/11
FTM:	15 vs. Vanderbilt 1/23/11
FTA:	18 vs. Vanderbilt 1/23/11
3FGM:	3, twice, last at UT Chattanooga 12/11/10
3FGA:	6, three times, last vs. Arkansas-Pine Bluff 12/11/11
O-Rebounds:	6, twice, last vs. Mississippi Valley St. 11/27/11
D-Rebounds:	4, twice, last vs. Sam Houston State 11/25/11
Total Rebounds:	8, twice, last vs. Mississippi Valley St. 11/27/11
Assists:	5 vs. Arkansas-Pine Bluff 12/11/11
Blocks:	2 vs. Alabama 1/30/11
Steals:	4, twice, last vs. Jacksonville State 11/15/11
Minutes:	36, twice, last vs. Tennessee 3/6/11

Bernisha Pinkett's Career Stats

Year	GP-GS	MIN	FG-FGA	PCT	3FG-FGA	PCT	FT-FTA	PCT	OFF-DEF	TOT-AVG	PF-FO	A	TO	BLK	ST	PTS-AVG
2010-11	34-8	636-18.7	78-209	.373	20-80	.250	63-82	.768	46-48	94-2.8	62-1	39	54	3	35	239-7.0
2011-12	23-0	321-14.0	46-123	.374	10-44	.227	19-29	.655	29-26	55-2.4	34-0	25	35	0	21	121-5.3
TOTAL	57-8	957-16.8	124-332	.373	30-124	.242	82-111	.739	75-74	149-2.6	96-1	64	89	3	56	360-6.3

UK HOOPS 2011-12 PLAYER BIOS

13

BRIA GOSS • 5-10 • GUARD • FRESHMAN

INDIANAPOLIS, IND. (BEN DAVIS)



2011-12 (Freshman)

UK's second-leading scorer, and the leading scorer in the SEC among freshmen, with 11.4 pts per game (through 2/11) ... Is 13-32 (.406) from beyond the arc in conference action, the third best pct in the SEC (through 2/11) ... Has reached double figures in scoring in 17 of 24 games ... Tied for 11th in the SEC in steals (1.8 spg) (through 2/11) ... Has started every game this season ... In UK freshman history: On pace to tie the sixth highest scoring average (11.4 ppg), already is tied for the sixth most double-figure scoring games (17) and has the seventh most 3-ptrs made (27) ... Scored a team-high 19 pts vs. Ole Miss ... Pulled down a career-high nine rebs. vs. Florida ... Scored a career-high 22 pts, including a career-high tying three 3-ptrs at Georgia ... Hit a career-high tying three 3-ptrs for the second straight game en route to scoring 13 pts vs. Mississippi St. ... Shot a perfect 4-4 from the field and hit a career-high tying three 3-ptrs vs. Arkansas, also grabbed five boards ... Scored all 11 pts at Florida in the first half and played a career-high 36 mins. ... Finished with team-high 12 pts and six rebs at Middle Tenn. ... Scored 14 pts and grabbed five boards at No. 3 Notre Dame ... Named SEC Freshman of the Week (Dec. 12) for her performances against Duke and UAPB ... Scored 19 pts against Arkansas-Pine Bluff for the second straight game, and had a career-high six steals ... Scored 19 pts to go with two steals against No. 6 Duke ... Had nine pts, including two 3-ptrs, and five rebs vs. No. 10 Louisville ... Had 13 pts, eight rebs and three steals against Mississippi Valley St. ... Scored a team-high 13 pts and grabbed six rebs against Nebraska Omaha ... Named SEC Freshman of the Week (Nov. 21) ... Scored 12 pts and pulled down eight rebs while tying her career high with four assists vs. Southern Miss. ... Scored 11 pts to go along with four assists, six rebs and three steals vs. Northeastern.

Goss' 2011-12 Game-by-Game Statistics

Opponent	Min	FG-A	3PT-A	FT-A	O-D-T	PF	A	TO	BS	ST	PTS
at Morehead State	*20	2-8	0-1	3-3	4-2-6	3	2	2	0	3	7
vs. Jacksonville State	*26	4-13	2-6	0-0	1-1-2	1	1	1	0	1	10
vs. Northeastern	*23	3-9	2-6	3-3	2-4-6	3	4	1	0	3	11
vs. Southern Mississippi	*26	4-11	1-5	3-4	4-4-8	2	4	1	0	0	12
vs. Nebraska Omaha	*21	5-9	1-2	2-2	2-4-6	3	2	3	0	1	13
vs. Sam Houston State	*23	5-11	0-2	0-0	2-2-4	0	1	1	0	2	10
vs. Mississippi Valley State	*27	4-7	1-2	4-5	5-3-8	1	3	4	0	3	13
vs. Louisville	*30	3-12	2-6	1-2	2-3-5	3	2	4	0	0	9
vs. Duke	*32	5-11	2-4	7-10	0-3-3	2	0	0	0	2	19
vs. Arkansas-Pine Bluff	*20	5-9	3-5	6-9	4-0-4	1	1	2	0	6	19
at Notre Dame	*35	6-17	0-1	2-2	3-2-5	3	2	1	0	2	14
vs. Samford	*21	5-11	0-2	1-2	2-2-4	0	0	2	0	0	11
at Middle Tennessee	*35	4-14	0-1	4-9	4-2-6	1	1	1	0	2	12
at Florida	*36	5-10	1-2	0-0	0-4-4	2	0	3	0	2	11
vs. Arkansas	*23	4-4	3-3	0-0	1-4-5	3	2	4	0	2	11
vs. Mississippi State	*24	4-7	3-4	2-2	3-1-4	2	1	1	0	3	13
vs. Tennessee	*34	2-10	1-6	3-4	1-2-3	2	0	2	0	0	8
at South Carolina	*25	0-6	0-1	3-4	1-1-2	1	1	1	0	2	3
at Georgia	*25	8-17	3-5	3-5	1-2-3	2	1	1	0	1	22
vs. Florida	*32	2-10	0-2	2-3	5-4-9	2	2	1	0	0	6
at Auburn	*27	2-6	1-2	1-2	2-0-2	2	3	1	0	2	6
vs. Alabama	*23	5-12	0-4	1-2	0-2-2	0	1	2	0	3	11
vs. Ole Miss	*27	5-11	1-2	8-10	1-2-3	1	2	1	0	3	19
at LSU	*29	1-7	0-1	2-4	1-2-3	4	2	0	0	0	4
at Tennessee											
at Alabama											
vs. Vanderbilt											
vs. South Carolina											
at Mississippi State											

2011-12 Season Highs

Points:	22 at Georgia 1/18/12
FGM:	8 at Georgia 1/18/12
FGA:	17, twice, last at Georgia 1/18/12
FTM:	8 vs. Ole Miss 2/2/12
FTA:	10, twice, last vs. Ole Miss 2/2/12
3FGM:	3, four times, last at Georgia 1/18/12
3FGA:	6, four times, last vs. Tennessee 1/12/12
O-Rebounds:	5, twice, last vs. Florida 1/22/12
D-Rebounds:	4, six times, last vs. Florida 1/22/12
Total Rebounds:	9 vs. Florida 1/22/12
Assists:	4, twice, last vs. Southern Miss. 11/19/11
Blocks:	--
Steals:	6 vs. Arkansas-Pine Bluff 12/11/11
Minutes:	36 vs. Florida 1/11/12

Career Highs

Points:	22 at Georgia 1/18/12
FGM:	8 at Georgia 1/18/12
FGA:	17, twice, last at Georgia 1/18/12
FTM:	8 vs. Ole Miss 2/2/12
FTA:	10, twice, last vs. Ole Miss 2/2/12
3FGM:	3, four times, last at Georgia 1/18/12
3FGA:	6, four times, last vs. Tennessee 1/12/12
O-Rebounds:	5, twice, last vs. Florida 1/22/12
D-Rebounds:	4, six times, last vs. Florida 1/22/12
Total Rebounds:	9 vs. Florida 1/22/12
Assists:	4, twice, last vs. Southern Miss. 11/19/11
Blocks:	--
Steals:	6 vs. Arkansas-Pine Bluff 12/11/11
Minutes:	36 vs. Florida 1/11/12

2011-12 Honors

SEC Freshman of the Week (Dec. 12)
 SEC Freshman of the Week (Nov. 21)
 SEC Freshman of the Week (Jan. 23)

Bria Goss' Career Stats

Year	GP-GS	MIN	FG-FGA	PCT	3FG-FGA	PCT	FT-FTA	PCT	OFF-DEF	TOT-AVG	PF-FO	A	TO	BLK	ST	PTS-AVG
2011-12	24-24	644-26.8	93-242	.384	27-75	.360	61-87	.701	51-56	107-4.5	44-0	38	40	0	43	274-11.4
TOTAL	24-24	644-26.8	93-242	.384	27-75	.360	61-87	.701	51-56	107-4.5	44-0	38	40	0	43	274-11.4

UK HOOPS 2011-12 PLAYER BIOS

20

MAEGAN CONWRIGHT • 5-8 • GUARD • SOPHOMORE

ARLINGTON, TEXAS (TIMBERVIEW HIGH SCHOOL)



2011-12 (Sophomore)

Played 18 hard minutes vs. Ole Miss, applying great defense and getting four steals ... Scored eight points on 3-5 shooting vs. Alabama ... Played a great game at Auburn, logging 22 minutes, her most in SEC action this year, and scored 10 points on 5-6 shooting while grabbing three steals ... Tied her season-high in rebounds, grabbing four vs. Florida ... Came off the bench to play 18 hard minutes against Tennessee ... Scored five points and dished out two assists vs. Mississippi State ... Had four points, three rebounds and two assists vs. Arkansas ... Scored seven points, hitting a season-high three free throws, and had two steals at Middle Tennessee ... Had four points, three rebounds, two assists and four steals against Arkansas-Pine Bluff ... Dished out three assists and applied tight pressure defense against No. 6 Duke ... First player off the bench against No. 10 Louisville, scoring four points to go with two rebounds and two assists ... Had two points and two assists vs. Sam Houston State ... Had seven points and three steals against Nebraska Omaha ... Scored three points while pulling down three boards and dishing out two assists vs. Southern Miss. ... Recorded a career-high tying five steals to go with seven points against Northeastern ... Scored 10 points and dished out a career-high seven assists while pulling down four rebounds and recording three steals against Jacksonville State ... Scored 11 points on 5-8 shooting to go along with a then-career-high tying five assists as the starting point guard vs. Morehead State.

Conwright's 2011-12 Game-by-Game Statistics

Opponent	Min	FG-A	3PT-A	FT-A	O-D-T	PF	A	TO	BS	ST	PTS
at Morehead State	*27	5-8	0-3	1-2	0-3-3	2	5	4	0	1	11
vs. Jacksonville State	21	4-8	0-1	2-3	2-2-4	3	7	3	0	3	10
vs. Northeastern	17	3-5	1-3	0-0	1-0-1	3	1	3	0	5	7
vs. Southern Mississippi	17	1-3	1-2	0-0	1-2-3	3	2	1	0	1	3
vs. Nebraska Omaha	22	3-12	0-2	1-2	1-2-3	3	2	4	0	3	7
vs. Sam Houston State	13	1-3	0-1	0-0	0-1-1	1	2	1	0	0	2
vs. Mississippi Valley State					DNP - COACH'S DECISION						
vs. Louisville	17	2-2	0-0	0-0	0-2-2	3	2	1	0	1	4
vs. Duke	19	1-2	0-1	0-0	0-1-1	1	3	3	0	0	2
vs. Arkansas-Pine Bluff	25	2-6	0-0	0-0	2-1-3	2	2	2	0	4	4
at Notre Dame	9	0-5	0-1	0-0	0-0-0	0	0	1	0	0	0
vs. Samford	6	0-1	0-0	0-0	0-0-0	0	1	0	0	0	0
at Middle Tennessee	13	2-5	0-2	3-4	0-1-1	1	1	3	0	2	7
at Florida	8	1-1	0-0	0-0	1-0-1	0	1	0	0	1	2
vs. Arkansas	19	2-5	0-0	0-0	1-2-3	3	2	1	0	1	4
vs. Mississippi State	12	2-3	1-2	0-0	0-1-1	0	2	1	0	0	5
vs. Tennessee	18	0-1	0-1	0-0	0-0-0	3	1	0	0	1	0
at South Carolina	12	1-3	0-1	0-0	0-0-0	3	0	0	0	0	2
at Georgia	11	1-5	0-1	0-0	1-1-2	2	0	4	0	2	2
vs. Florida	5	1-4	0-2	0-0	3-1-4	1	1	0	0	0	2
at Auburn	22	5-6	0-0	0-0	2-1-3	0	1	3	0	3	10
vs. Alabama	12	3-5	0-0	2-2	0-0-0	5	0	1	0	0	8
vs. Ole Miss	18	2-6	0-0	0-0	1-1-2	1	1	0	0	4	4
at LSU	16	0-1	0-0	0-0	1-0-1	2	0	4	0	0	0
at Tennessee											
at Alabama											
vs. Vanderbilt											
vs. South Carolina											
at Mississippi State											

2011-12 Season Highs

Points:	11 vs. Morehead State 11/11/11
FGM:	5, twice, last at Auburn 1/26/12
FGA:	12 vs. Nebraska Omaha 11/23/11
FTM:	3 vs. Middle Tennessee 12/28/11
FTA:	4 vs. Middle Tennessee 12/28/11
3FGM:	1, three times, last vs. Mississippi State 1/8/12
3FGA:	3, twice, last vs. Northeastern 11/17/11
O-Rebounds:	3 vs. Florida 1/22/12
D-Rebounds:	3 vs. Morehead State 11/11/11
Total Rebounds:	4, twice, last vs. Florida 1/22/12
Assists:	7 vs. Jacksonville State 11/15/11
Blocks:	--
Steals:	5 vs. Northeastern 11/17/11
Minutes:	27 vs. Morehead State 11/11/11

Career Highs

Points:	15 at Miami (Ohio) 11/14/10
FGM:	5, four times, last at Morehead State 11/11/11
FGA:	14 at Louisville 12/5/10
FTM:	6 vs. Alabama 1/30/11
FTA:	8 at Miami (Ohio) 11/14/10
3FGM:	2 vs. Murray State 11/26/10
3FGA:	3, four times, last vs. Northeastern 11/17/11
O-Rebounds:	4, twice, last vs. Auburn 2/27/11
D-Rebounds:	3, seven times, last at Morehead State 11/11/11
Total Rebounds:	6, twice, last Alabama 1/30/11
Assists:	7 vs. Jacksonville State 11/15/11
Blocks:	1, twice, last vs. UT-Martin 12/30/10
Steals:	5, twice, last vs. Northeastern 11/17/10
Minutes:	36 at Duke 1/4/11

Maegan Conwright's Career Stats

Year	GP-GS	MIN	FG-FGA	PCT	3FG-FGA	PCT	FT-FTA	PCT	OFF-DEF	TOT-AVG	PF-FO	A	TO	BLK	ST	PTS-AVG
2010-11	33-11	767-23.2	71-206	.345	14-72	.194	47-67	.701	30-52	82-2.5	85-3	58	58	2	42	203-6.2
2011-12	23-1	359-15.6	42-100	.420	3-23	.130	9-13	.692	17-22	39-1.7	42-1	37	40	0	32	96-4.2
TOTAL	56-12	1126-20.1	113-306	.369	17-95	.179	56-80	.700	47-74	121-2.2	127-4	95	98	2	74	299-5.3

UK HOOPS 2011-12 PLAYER BIOS

23

SAMARIE WALKER • 6-1 • FORWARD • SOPHOMORE-TR.

WEST CARROLLTON, OHIO (CONNECTICUT)



2011-12 (Sophomore)

Scored eight points and grabbed a team-high six boards at LSU ... Leads the team in rebounding, grabbing 6.3 per contest ... Has recorded six or more rebounds in 11 of 14 games played this year ... Has scored in every game she has played this season ... Had 11 points and six boards in 16 minutes vs. Ole Miss ... Scored nine points and pulled down seven boards vs. Alabama ... Dominated the boards at Auburn, grabbing a career-high 15 rebounds ... Scored nine points, pulled down seven boards and tied career highs in blocks (3) and steals (3) vs. Florida ... Was one rebound shy of a double-double at Georgia, finishing with a career-high 18 points on 8-10 shooting and a career-high nine rebounds ... Scored eight points on 4-5 shooting and had two steals at South Carolina ... Blocked two shots and grabbed three boards vs. Tennessee ... Grabbed seven boards, blocked two shots and had three steals vs. Mississippi State ... Had eight points and seven boards at Florida ... Started her first game in her UK career at Middle Tennessee, charting eight points, six rebounds and three steals ... Had season highs of 10 points and three blocks, and tied her season high of seven rebounds vs. Samford, her first home game at Kentucky ... Scored seven points and grabbed seven rebounds in 12 minutes in her debut at No. 3 Notre Dame ... Transferred to Kentucky after one semester at Connecticut ... One of four McDonald's All-Americans on the UK Hoops squad.

Walker's 2011-12 Game-by-Game Statistics

Opponent	Min	FG-A	3PT-A	FT-A	O-D-T	PF	A	TO	BS	ST	PTS
at Morehead State					DNP - TRANSFER REGULATIONS						
vs. Jacksonville State					DNP - TRANSFER REGULATIONS						
vs. Northeastern					DNP - TRANSFER REGULATIONS						
vs. Southern Mississippi					DNP - TRANSFER REGULATIONS						
vs. Nebraska Omaha					DNP - TRANSFER REGULATIONS						
vs. Sam Houston State					DNP - TRANSFER REGULATIONS						
vs. Mississippi Valley State					DNP - TRANSFER REGULATIONS						
vs. Louisville					DNP - TRANSFER REGULATIONS						
vs. Duke					DNP - TRANSFER REGULATIONS						
vs. Arkansas-Pine Bluff					DNP - TRANSFER REGULATIONS						
at Notre Dame	12	3-5	0-0	1-2	3-4-7	4	0	1	1	1	7
vs. Samford	20	5-10	0-0	0-0	2-5-7	2	1	2	3	1	10
at Middle Tennessee	*28	4-7	0-0	0-0	2-4-6	3	0	1	2	3	8
at Florida	*17	4-7	0-0	0-1	1-6-7	4	1	0	0	0	8
vs. Arkansas	*6	1-4	0-0	0-0	0-0-0	0	0	0	0	0	2
vs. Mississippi State	15	0-6	0-0	2-4	3-4-7	2	1	4	2	3	2
vs. Tennessee	19	1-1	0-0	0-2	1-2-3	3	0	0	2	1	2
at South Carolina	11	4-5	0-0	0-0	0-1-1	2	0	1	0	2	8
at Georgia	20	8-10	0-0	2-2	3-6-9	4	0	1	1	0	18
vs. Florida	25	3-5	0-0	3-4	2-5-7	2	0	1	3	3	9
at Auburn	27	1-11	0-0	4-5	8-7-15	1	1	2	0	2	6
vs. Alabama	14	4-6	0-0	1-2	3-4-7	3	1	1	0	0	9
vs. Ole Miss	16	4-9	0-0	3-4	3-3-6	3	0	1	0	0	11
at LSU	24	4-9	0-0	0-2	5-1-6	2	0	2	0	3	8
at Tennessee											
at Alabama											
vs. Vanderbilt											
vs. South Carolina											
at Mississippi State											

2011-12 Season Highs

Points:	18 at Georgia 1/18/12
FGM:	8 at Georgia 1/18/12
FGA:	11 at Auburn 1/26/12
FTM:	4 at Auburn 1/26/12
FTA:	5 at Auburn 1/26/12
3FGM:	--
3FGA:	--
O-Rebounds:	8 at Auburn 1/26/12
D-Rebounds:	7 at Auburn 1/26/12
Total Rebounds:	15 at Auburn 1/26/12
Assists:	1, five times, last vs. Alabama 1/29/12
Blocks:	3, twice, last vs. Florida 1/22/12
Steals:	3, four times, last at LSU 2/5/12
Minutes:	28 vs. Middle Tennessee 12/28/11

Career Highs

Points:	18 at Georgia 1/18/12
FGM:	8 at Georgia 1/18/12
FGA:	11 at Auburn 1/26/12
FTM:	4 at Auburn 1/26/12
FTA:	5 at Auburn 1/26/12
3FGM:	--
3FGA:	--
O-Rebounds:	8 at Auburn 1/26/12
D-Rebounds:	7 at Auburn 1/26/12
Total Rebounds:	15 at Auburn 1/26/12
Assists:	1, five times, last vs. Alabama 1/29/12
Blocks:	3, twice, last vs. Florida 1/22/12
Steals:	3, four times, last at LSU 2/5/12
Minutes:	28 vs. Middle Tennessee 12/28/11

Samarie Walker's Career Stats

Year	GP-GS	MIN	FG-FGA	PCT	3FG-FGA	PCT	FT-FTA	PCT	OFF-DEF	TOT-AVG	PF-FO	A	TO	BLK	ST	PTS-AVG
2010-11*	17-1	319-18.8	44-75	.587	0-0	.000	17-32	.531	31-68	99-5.8	32-1	13	21	5	17	105-6.2
2011-12	14-3	254-18.1	46-95	.484	0-0	.000	16-28	.571	36-52	88-6.3	35-0	5	17	14	19	108-7.7
TOTAL	14-3	254-18.1	46-95	.484	0-0	.000	16-28	.571	36-52	88-6.3	35-0	5	17	14	19	108-7.7
All*	31-4	573-18.5	90-170	.529	0-0	.000	33-60	.550	67-120	187-6.0	67-1	18	38	19	36	213-6.9

*at Connecticut

UK HOOPS 2011-12 PLAYER BIOS

24

AMBER SMITH • 5-6 • POINT GUARD • REDSHIRT SENIOR

WINTER HAVEN, FLA. (WINTER HAVEN HS)



2011-12 (Senior)

Has passed out four or more assists in 11 games this season ... Leads UK in assists and ranks ninth in the SEC with an average of 3.1 per game (through 2/11) ... Has the sixth best assist-turnover ratio in the SEC at 1.5 (through 2/11) ... No. 6 on UK's all-time assists list (407), and is just the seventh UK player to dish out 400 or more assists in a career ... Passed out a season-high tying six assists at South Carolina, and went 6-6 from the foul line in the final minute to seal the win ... Passed out three assists and had zero turnovers vs. Mississippi State ... Grabbed four boards vs. Arkansas ... Scored all seven of her points at Florida in final 1:55 of game, including going 4-6 at free-throw line ... Had 13 points, four boards, a team-high four assists and two steals at No. 3 Notre Dame ... Had four assists vs. No. 6 Duke ... Scored seven points and had a team-high six assists vs. No. 10 Louisville ... Had 11 points and a team-high five assists against Mississippi Valley State ... Had a then season-high six assists to go with a career-high tying four steals against Sam Houston State ... Scored nine points and dished out four assists against Nebraska Omaha ... Recorded season highs in points (17) and rebounds (6) vs. Southern Miss., and also passed out four assists and had three steals ... Dished out four assists against Northeastern ... Had four points and four assists against Jacksonville State, recording her first start since sitting out the 2010-11 season with a knee injury ... Came off the bench to score seven points and record four assists with four rebounds and three steals in 14 minutes of play against Morehead State.

Smith's 2011-12 Game-by-Game Statistics

Opponent	Min	FG-A	3PT-A	FT-A	O-D-T	PF	A	TO	BS	ST	PTS
at Morehead State	14	2-5	0-1	3-4	1-3-4	2	4	2	0	3	7
vs. Jacksonville State	*20	2-6	0-1	0-0	0-1-1	1	4	1	0	1	4
vs. Northeastern	*24	1-4	0-2	0-0	0-2-2	2	4	3	1	2	2
vs. Southern Mississippi	*28	7-16	1-3	2-3	3-3-6	2	4	3	0	3	17
vs. Nebraska Omaha	*18	4-9	1-2	0-0	2-0-2	1	4	1	0	0	9
vs. Sam Houston State	*22	3-8	0-2	0-0	0-0-0	1	6	3	0	4	6
vs. Mississippi Valley State	*18	5-8	1-2	0-0	0-1-1	4	5	2	1	0	11
vs. Louisville	*22	2-8	2-4	1-2	1-0-1	1	6	6	0	0	7
vs. Duke	*19	0-5	0-3	0-0	0-1-1	2	4	1	0	0	0
vs. Arkansas-Pine Bluff	*19	3-8	2-3	0-0	0-1-1	2	2	0	0	1	8
at Notre Dame	*33	5-8	1-2	2-2	1-3-4	4	4	5	0	2	13
vs. Samford	*9	0-2	0-1	0-0	0-1-1	3	1	0	0	0	0
at Middle Tennessee	23	0-4	0-2	0-0	0-1-1	4	3	3	0	1	0
at Florida	*24	1-7	1-2	4-6	0-1-1	3	2	1	0	1	7
vs. Arkansas	*20	1-4	0-2	2-2	2-2-4	3	2	1	0	0	4
vs. Mississippi State	*19	0-7	0-3	0-0	0-1-1	3	3	0	0	0	0
vs. Tennessee	*17	1-5	0-1	0-0	0-1-1	1	1	3	0	0	2
at South Carolina	*26	1-8	0-4	7-8	2-2-4	1	6	5	1	1	9
at Georgia	*12	0-2	0-1	0-0	0-1-1	0	1	2	0	1	0
vs. Florida	*24	2-7	0-4	1-2	0-3-3	2	2	2	0	0	5
at Auburn	*17	2-2	0-0	0-0	0-0-0	1	1	1	0	1	4
vs. Alabama	*19	1-5	0-2	0-0	0-2-2	2	2	3	0	1	2
vs. Ole Miss	*21	2-6	0-1	0-0	0-1-1	1	3	1	0	0	4
at LSU	*16	0-0	0-0	0-0	1-1-2	3	0	1	0	1	0
at Tennessee											
at Alabama											
vs. Vanderbilt											
vs. South Carolina											
at Mississippi State											

2011-12 Season Highs

Points:	17 vs. Southern Miss. 11/19/11
FGM:	7 vs. Southern Miss. 11/19/11
FGA:	16 vs. Southern Miss. 11/19/11
FTM:	7 at South Carolina 1/15/12
FTA:	8 at South Carolina 1/15/12
3FGM:	2, twice, last vs. Arkansas-Pine Bluff 12/11/11
3FGA:	4, three times, last vs. Florida 1/22/12
O-Rebounds:	3 vs. Southern Miss. 11/19/11
D-Rebounds:	3, four times, last vs. Florida 1/22/11
Total Rebounds:	6 vs. Southern Miss. 11/19/11
Assists:	6, three times, last at South Carolina 1/15/12
Blocks:	1, three times, last at South Carolina 1/15/12
Steals:	4 vs. Sam Houston State 11/25/11
Minutes:	33 vs. Notre Dame 12/18/11

Career Highs

Points:	20 vs. Vanderbilt 1/10/10
FGM:	7, three times, last vs. Southern Miss. 11/19/11
FGA:	16 vs. Southern Miss. 11/19/11
FTM:	9, twice, last at Miss. St. 1/31/10
FTA:	10, three times, last at Miss. St. 1/31/10
3FGM:	2, eight times, last vs. Arkansas-Pine Bluff 12/11/11
3FGA:	4, three times, last vs. Florida 1/22/12
O-Rebounds:	4 at Vanderbilt 2/14/10
D-Rebounds:	8 vs. Auburn 1/20/08
Total Rebounds:	9 vs. Auburn 1/20/08
Assists:	9 vs. Alabama 1/17/10
Blocks:	2, four times, last vs. Arkansas 1/11/09
Steals:	4, four times, last vs. Sam Houston State 11/25/11
Minutes:	39, twice, last vs. Oklahoma 3/30/10

Amber Smith's Career Stats

Year	GP-GS	MIN	FG-FGA	PCT	3FG-FGA	PCT	FT-FTA	PCT	OFF-DEF	TOT-AVG	PF-FO	A	TO	BLK	ST	PTS-AVG
2007-08	21-14	577-27.5	46-139	.331	10-37	.270	39-63	.619	8-63	71-3.4	47-0	58	68	5	33	141-6.7
2008-09	32-30	1006-31.4	80-251	.319	16-61	.262	72-92	.783	17-53	70-2.2	89-2	114	127	4	30	248-7.8
2009-10	36-36	1045-29.0	100-249	.402	15-40	.375	115-142	.810	23-76	99-2.8	104-3	161	130	3	52	330-9.2
2010-11																
OUT WITH INJURY																
2011-12	24-22	484-20.2	45-144	.313	9-48	.188	22-29	.759	13-32	45-1.9	49-0	74	50	3	23	121-5.0
TOTAL	113-102	3112-27.5	271-783	.346	50-186	.269	248-326	.761	61-224	285-2.5	289-5	407	375	15	138	840-7.4

UK HOOPS 2011-12 PLAYER BIOS

25

BRA'SHEY ALI • 6-0 • FORWARD • FRESHMAN

PLAINFIELD, N.J. [NAZARETH REGIONAL]



2011-12 (Freshman)

Played her first SEC game vs. Ole Miss, grabbing five boards, blocking one shot and getting a steal in eight minutes ... Did not dress for seven games due to a violation of team rules ... Made the most of her minutes against No. 10 Louisville, going 2-2 from the field, scoring four points and registering one steal ... Has made her last five field goal attempts ... Had the best game of her young career against Mississippi Valley State, shooting a perfect 3-3 from the field while recording career highs in points (7), rebounds (4), assists (1), blocks (3) and minutes played (15) ... Played eight minutes against Sam Houston State, blocking one shot and grabbing one rebound ... Had three rebounds and two points in five minutes of action vs. Jacksonville State ... Pulled down one rebound at Morehead State in five minutes of action.

2011-12 Season Highs

Points:	7 vs. Mississippi Valley State 11/27/11
FGM:	3 vs. Mississippi Valley State 11/27/11
FGA:	3 vs. Mississippi Valley State 11/27/11
FTM:	1 vs. Mississippi Valley State 11/27/11
FTA:	2 vs. Mississippi Valley State 11/27/11
3FGM:	--
3FGA:	--
O-Rebounds:	3 vs. Jacksonville State 11/15/11
D-Rebounds:	4 vs. Ole Miss 2/2/12
Total Rebounds:	5 vs. Ole Miss 2/2/12
Assists:	1 vs. Mississippi Valley State 11/27/11
Blocks:	3 vs. Mississippi Valley State 11/27/11
Steals:	1, three times, last vs. Ole Miss 2/2/12
Minutes:	15 vs. Mississippi Valley State 11/27/11

Ali's 2011-12 Game-by-Game Statistics

Opponent	Min	FG-A	3PT-A	FT-A	O-D-T	PF	A	TO	BS	ST	PTS
at Morehead State	5	0-1	0-0	0-0	0-1-1	2	0	1	0	0	0
vs. Jacksonville State	5	1-2	0-0	0-0	3-0-3	0	0	0	1	1	2
vs. Northeastern					DNP - COACH'S DECISION						
vs. Southern Mississippi					DNP - COACH'S DECISION						
vs. Nebraska Omaha					DNP - COACH'S DECISION						
vs. Sam Houston State	8	0-0	0-0	0-0	0-1-1	1	0	0	1	0	0
vs. Mississippi Valley State	15	3-3	0-0	1-2	1-3-4	2	1	2	3	0	7
vs. Louisville	4	2-2	0-0	0-0	0-0-0	1	0	0	0	1	4
vs. Duke	0+	0-0	0-0	0-0	0-0-0	0	0	0	0	0	0
vs. Arkansas-Pine Bluff					DNP - COACH'S DECISION						
at Notre Dame					DNP - COACH'S DECISION						
vs. Samford	10	0-0	0-0	0-0	1-0-1	1	0	2	0	0	0
at Middle Tennessee					DNP - COACH'S DECISION						
at Florida					DNP - COACH'S DECISION						
vs. Arkansas					DNP - COACH'S DECISION						
vs. Mississippi State					DNP - COACH'S DECISION						
vs. Tennessee					DNP - COACH'S DECISION						
at South Carolina					DNP - COACH'S DECISION						
at Georgia					DNP - COACH'S DECISION						
vs. Florida					DNP - COACH'S DECISION						
at Auburn					DNP - COACH'S DECISION						
vs. Alabama					DNP - COACH'S DECISION						
vs. Ole Miss	8	0-2	0-1	0-0	1-4-5	3	0	0	1	1	0
at LSU					DNP - COACH'S DECISION						
at Tennessee											
at Alabama											
vs. Vanderbilt											
vs. South Carolina											
at Mississippi State											

Career Highs

Points:	7 vs. Mississippi Valley State 11/27/11
FGM:	3 vs. Mississippi Valley State 11/27/11
FGA:	3 vs. Mississippi Valley State 11/27/11
FTM:	1 vs. Mississippi Valley State 11/27/11
FTA:	2 vs. Mississippi Valley State 11/27/11
3FGM:	--
3FGA:	--
O-Rebounds:	3 vs. Jacksonville State 11/15/11
D-Rebounds:	4 vs. Ole Miss 2/2/12
Total Rebounds:	5 vs. Ole Miss 2/2/12
Assists:	1 vs. Mississippi Valley State 11/27/11
Blocks:	3 vs. Mississippi Valley State 11/27/11
Steals:	1, three times, last vs. Ole Miss 2/2/12
Minutes:	15 vs. Mississippi Valley State 11/27/11

Bra'Shey Ali's Career Stats

Year	GP-GS	MIN	FG-FGA	PCT	3FG-FGA	PCT	FT-FTA	PCT	OFF-DEF	TOT-AVG	PF-FO	A	TO	BLK	ST	PTS-AVG
2011-12	8-0	55-6.9	6-10	.600	0-1	.000	1-2	.500	6-9	15-1.9	10-0	1	5	6	3	13-1.6
TOTAL	8-0	55-6.9	6-10	.600	0-1	.000	1-2	.500	6-9	15-1.9	10-0	1	5	6	3	13-1.6

UK HOOPS 2011-12 PLAYER BIOS

31

SAMANTHA DRAKE • 6-3 • CENTER • SOPHOMORE

BARDSTOWN, KY. (NELSON COUNTY HS)



2011-12 (Sophomore)

Is 20-28 from the field over her last 12 games ... Shooting 53.0 percent from the field (44-83) ... Third on the team in blocks (15) ... Scored six points and grabbed five boards vs. Mississippi State ... Poured in a team-high 18 points on a perfect 6-6 shooting against Samford ... Scored a career-high 21 points vs. No. 3 Notre Dame, also grabbing four boards ... Scored a then season-high 13 points, including a 7-8 mark at the foul line, against Arkansas-Pine Bluff ... Scored 10 points, grabbed two boards and blocked two shots against No. 10 Louisville ... Finished with the third double-double in her career, and her second double-double in as many games, when she scored 11 points and grabbed 11 rebounds against Mississippi Valley State ...

Became the first player to record back-to-back double-doubles since Victoria Dunlap did it in the 2010-11 season ... Recorded the second double-double of her career with 11 points and a career-high tying 13 rebounds vs. Sam Houston State ... Narrowly missed out on a double-double against Nebraska Omaha, scoring nine points and grabbing a team-high nine rebounds ... Had seven boards against Southern Miss. ... Had six points, seven rebounds and two blocks against Jacksonville State ... Had a team-high 10 rebounds to go along with five points, two blocks and a career-high two assists against Morehead State.

Drake's 2011-12 Game-by-Game Statistics

Opponent	Min	FG-A	3PT-A	FT-A	O-D-T	PF	A	TO	BS	ST	PTS
at Morehead State	*19	1-5	0-0	3-4	2-8-10	1	2	0	2	0	5
vs. Jacksonville State	12	3-7	0-0	1-1	3-3-6	1	0	1	2	0	7
vs. Northeastern	18	1-5	0-0	0-1	3-1-4	1	0	1	0	0	2
vs. Southern Mississippi	19	1-2	0-0	2-6	4-3-7	0	0	0	1	0	4
vs. Nebraska Omaha	*21	4-7	0-0	1-4	5-4-9	1	1	2	2	2	9
vs. Sam Houston State	*14	4-9	0-0	3-7	8-5-13	3	0	3	1	1	11
vs. Mississippi Valley State	*27	3-6	0-0	5-6	3-8-11	3	1	3	1	2	11
vs. Louisville	*25	3-5	0-0	4-4	1-1-2	2	0	0	2	0	10
vs. Duke	*19	1-4	0-0	0-0	1-3-4	2	0	1	1	0	2
vs. Arkansas-Pine Bluff	*22	3-5	0-0	7-8	1-1-2	1	1	0	1	0	13
at Notre Dame	*22	8-11	0-0	5-7	3-1-4	4	0	0	1	0	21
vs. Samford	*21	6-6	0-0	6-7	2-1-3	1	2	0	0	0	18
at Middle Tennessee	*9	0-0	0-0	0-0	0-0-0	1	0	2	0	0	0
at Florida	1	1-1	0-0	0-0	1-0-1	1	0	1	0	0	2
vs. Arkansas	1	0-1	0-0	0-0	0-0-0	0	0	1	0	0	0
vs. Mississippi State	14	2-3	0-0	2-5	4-1-5	1	0	1	0	0	6
vs. Tennessee	DNP - COACH'S DECISION										
at South Carolina	DNP - COACH'S DECISION										
at Georgia	4	1-2	0-0	0-0	1-1-2	0	0	1	0	0	2
vs. Florida	2	0-0	0-0	0-0	1-0-1	0	0	1	0	0	0
at Auburn	1	0-0	0-0	0-0	0-0-0	0	0	0	0	0	0
vs. Alabama	5	0-0	0-0	0-2	0-2-2	2	0	1	0	0	0
vs. Ole Miss	8	1-2	0-0	0-0	0-1-1	0	1	0	0	1	2
at LSU	8	1-2	0-0	1-3	0-1-1	1	0	0	1	1	3
at Tennessee											
at Alabama											
vs. Vanderbilt											
vs. South Carolina											
at Mississippi State											

2011-12 Season Highs

Points:	21 vs. Notre Dame 12/18/11
FGM:	8 vs. Notre Dame 12/18/11
FGA:	11 vs. Notre Dame 12/18/11
FTM:	7 vs. Arkansas-Pine Bluff 12/11/11
FTA:	8 vs. Arkansas-Pine Bluff 12/11/11
3FGM:	--
3FGA:	--
O-Rebounds:	8 vs. Sam Houston State 11/25/11
D-Rebounds:	8, twice, last vs. Mississippi Valley State 11/27/11
Total Rebounds:	13 vs. Sam Houston State 11/25/11
Assists:	2, twice, last vs. Samford 12/21/11
Blocks:	2, four times, last vs. Louisville 12/4/11
Steals:	2, twice, last vs. Mississippi Valley State 11/27/11
Minutes:	27 vs. Mississippi Valley State 11/27/11

Career Highs

Points:	21 vs. Notre Dame 12/18/11
FGM:	8 vs. Notre Dame 12/18/11
FGA:	11 vs. Notre Dame 12/18/11
FTM:	8 vs. UT-Martin 12/30/10
FTA:	12 vs. UT-Martin 12/30/10
3FGM:	1 at Southern Miss. 11/27/10
3FGA:	1, twice, last at Southern Miss. 11/27/10
O-Rebounds:	8, twice, last vs. Sam Houston State 11/25/11
D-Rebounds:	8, twice, last vs. Mississippi Valley State 11/27/11
Total Rebounds:	13, twice, last vs. Sam Houston State 11/25/11
Assists:	2, twice, last vs. Samford 12/21/11
Blocks:	4, twice, last at Duke 1/4/11
Steals:	3 vs. UT-Martin 12/30/10
Minutes:	38 at Duke 1/4/11

Samantha Drake's Career Stats

Year	GP-GS	MIN	FG-FGA	PCT	3FG-FGA	PCT	FT-FTA	PCT	OFF-DEF	TOT-AVG	PF-FO	A	TO	BLK	ST	PTS-AVG
2010-11	26-9	301-11.6	24-66	.364	1-2	.500	33-53	.623	26-51	77-3.0	23-0	5	26	21	8	82-3.2
2011-12	22-10	292-13.3	44-83	.530	0-0	.000	40-65	.615	43-45	88-4.0	26-0	8	19	15	7	128-5.8
TOTAL	48-19	593-12.4	68-149	.456	1-2	.500	73-118	.619	69-96	165-3.4	49-0	13	45	36	15	210-4.4

UK HOOPS 2011-12 PLAYER BIOS

32

KASTINE EVANS • 5-8 • GUARD • SOPHOMORE

SALEM, CONN. (NORWICH FREE ACADEMY)



2011-12 (Sophomore)

Has the ninth highest free-throw percentage in the SEC (.721) (through 2/11) ... Has hit at least one 3-pt FG in each of the last seven games ... Scored 12 points, grabbed a career-high seven steals and hit a career-high tying two 3s vs. Ole Miss ... Scored seven points and grabbed six rebounds vs. Alabama ... Hit a career-high tying two 3-pointers at Auburn for the second straight game ... Scored 10 points, including a career-high tying two 3-pointers, and pulled down a season-high tying seven rebounds vs. Florida ... Had six rebounds at South Carolina ... Grabbed four offensive rebounds vs. Tennessee ... Grabbed a season-high tying seven boards vs. Middle Tennessee ... Scored 11 points and had three rebounds and two steals vs. Samford ...

Had four points, three rebounds and two assists at No. 3 Notre Dame ... Had a balanced effort vs. No. 6 Duke, with six points, a career-high tying four assists and two steals ... Played 32 minutes against No. 10 Louisville, scoring nine points and grabbing six rebounds ... Had 10 points, four rebounds and three steals against Mississippi Valley State ... Grabbed six rebounds and had four steals against Sam Houston State ... Scored 11 points against Nebraska Omaha ... Scored 13 points and got to the free-throw line well, hitting a career-high six free throws, and had a season-high seven rebounds and three steals against Southern Miss. ... Scored nine points to go with a then career-high four assists and five steals vs. Jacksonville State ... Came off the bench to score a career-high 23 points on 8-12 shooting in the season opener against Morehead State.

Evans' 2011-12 Game-by-Game Statistics

Opponent	Min	FG-A	3PT-A	FT-A	O-D-T	PF	A	TO	BS	ST	PTS
at Morehead State	25	8-12	2-4	5-6	2-1-3	2	1	4	0	2	23
vs. Jacksonville State	*24	3-8	1-1	2-2	3-0-3	1	4	1	0	5	9
vs. Northeastern	*27	2-7	0-3	3-4	2-1-3	4	1	4	0	2	7
vs. Southern Mississippi	*21	3-5	1-2	6-8	6-1-7	4	2	2	0	3	13
vs. Nebraska Omaha	*23	5-10	1-3	0-0	0-1-1	0	0	0	0	0	11
vs. Sam Houston State	*28	0-8	0-1	2-2	4-2-6	1	1	1	1	4	2
vs. Mississippi Valley State	*23	3-11	0-3	4-7	4-0-4	2	0	2	0	3	10
vs. Louisville	*32	4-7	1-1	0-2	2-4-6	4	1	2	1	2	9
vs. Duke	*31	3-6	0-0	0-2	2-0-2	1	4	3	0	2	6
vs. Arkansas-Pine Bluff	*16	1-7	0-2	4-6	5-0-5	2	3	1	0	0	6
at Notre Dame	*32	1-7	0-2	2-2	1-2-3	3	2	2	0	2	4
vs. Samford	*28	3-7	1-2	4-4	1-2-3	2	1	1	0	2	11
at Middle Tennessee	*24	0-5	0-4	1-2	3-4-7	2	1	2	0	2	1
at Florida	*28	1-4	0-0	2-2	1-2-3	1	2	4	0	3	4
vs. Arkansas	*25	0-3	0-1	8-8	0-4-4	0	2	2	0	0	8
vs. Mississippi State	*23	1-7	1-3	1-2	1-2-3	1	2	1	0	0	4
vs. Tennessee	*15	0-3	0-0	0-0	4-0-4	2	1	1	0	0	0
at South Carolina	*27	2-3	1-1	0-0	4-2-6	2	0	2	1	1	5
at Georgia	*30	1-6	1-2	1-2	1-2-3	0	1	0	1	0	4
vs. Florida	*29	3-8	2-2	2-3	3-4-7	1	2	2	1	0	10
at Auburn	*33	2-6	2-5	0-0	2-1-3	2	0	1	0	2	6
vs. Alabama	*29	3-5	1-1	0-2	3-3-6	3	2	2	1	0	7
vs. Ole Miss	*28	4-9	2-5	2-2	2-2-4	2	3	1	0	7	12
at LSU	*28	2-5	1-2	0-0	0-1-1	3	1	1	0	2	5
at Tennessee											
at Alabama											
vs. Vanderbilt											
vs. South Carolina											
at Mississippi State											

2011-12 Season Highs

Points:	23 vs. Morehead State 11/11/11
FGM:	8 vs. Morehead State 11/11/11
FGA:	12 vs. Morehead State 11/11/11
FTM:	8 vs. Arkansas 1/5/12
FTA:	8, twice, last vs. Arkansas 1/5/12
3FGM:	2, four times, last vs. Ole Miss 2/2/12
3FGA:	5, twice, last vs. Ole Miss 2/2/12
O-Rebounds:	6 vs. Southern Miss. 11/19/11
D-Rebounds:	4, four times, last vs. Florida 1/22/12
Total Rebounds:	7, three times, last vs. Florida 1/22/12
Assists:	4, twice, last vs. Duke 12/8/11
Blocks:	1, six times, last vs. Alabama 1/29/12
Steals:	7 vs. Ole Miss 2/2/12
Minutes:	33 at Auburn 1/26/12

Career Highs

Points:	23 vs. Morehead State 11/11/11
FGM:	8 vs. Morehead State 11/11/11
FGA:	12 vs. Morehead State 11/11/11
FTM:	8 vs. Arkansas 1/5/12
FTA:	8, twice, last vs. Arkansas 1/5/12
3FGM:	2, five times, last vs. Ole Miss 2/2/12
3FGA:	7 at Southern Miss. 11/27/10
O-Rebounds:	6 vs. Southern Miss. 11/19/11
D-Rebounds:	6 vs. Murray State 11/26/10
Total Rebounds:	8 vs. Murray State 11/26/10
Assists:	4, twice, last vs. Duke 12/8/11
Blocks:	1, seven times, last vs. Alabama 1/29/12
Steals:	7 vs. Ole Miss 2/2/12
Minutes:	33 at Auburn 1/26/12

Kastine Evans' Career Stats

Year	GP-GS	MIN	FG-FGA	PCT	3FG-FGA	PCT	FT-FTA	PCT	OFF-DEF	TOT-AVG	PF-FO	A	TO	BLK	ST	PTS-AVG
2010-11	34-13	527-15.5	30-99	.303	9-40	.225	21-34	.618	40-43	83-2.4	45-0	21	33	1	22	90-2.6
2011-12	24-23	629-26.2	55-159	.346	18-50	.360	49-68	.721	55-42	97-4.0	45-0	37	42	6	44	177-7.4
TOTAL	58-36	1156-19.9	85-258	.329	27-90	.300	70-102	.686	95-85	180-3.1	90-0	58	75	7	66	267-4.6

UK HOOPS 2011-12 PLAYER BIOS

40

BRITTANY HENDERSON • 6-2 • FORWARD • JUNIOR

PASADENA, CALIF. (JOHN MUIR HS)



2011-12 (Junior)

Has had a great year from the foul line, making 26-34 attempts (.765) ... Scored six points and grabbed five boards vs. Ole Miss ... Scored seven points and grabbed seven boards, including a season-high tying six defensive rebounds, vs. Alabama ... Scored a season-high tying eight points (4-5) and had a season-high three steals vs. Florida ... Scored a season-high tying eight points (4-5) and grabbed six boards, including a season-high four offensive rebounds, at South Carolina ... Grabbed five boards vs. Tennessee ... Scored five points and grabbed four rebounds vs. Mississippi State ... Had six points and three boards vs. Arkansas, going 2-2 from the field and the free-throw line, and played a season-high 21 minutes ... Scored a season-high tying eight points, including a career-high six free throws, and grabbed seven boards vs. Arkansas-Pine Bluff ... Scored six points and grabbed four rebounds in nine minutes of action vs. Louisville ... Had seven rebounds and three points vs. Sam Houston State ... Didn't miss a shot against Nebraska Omaha, going 3-3 from the field and 2-2 from the free-throw line en route to scoring eight points, grabbing five rebounds and getting two steals ... Had a career-high tying three blocks vs. Northeastern ... Had six points and nine rebounds against Jacksonville State ... Scored three points to go along with four rebounds, one block and one steal against Morehead State ... Recorded a double-double in UK's exhibition win over Coker College, scoring 10 points and pulling down a team-high 12 rebounds.

Henderson's 2011-12 Game-by-Game Statistics

Opponent	Min	FG-A	3PT-A	FT-A	O-D-T	PF	A	TO	BS	ST	PTS
at Morehead State	*11	1-1	0-0	1-2	2-2-4	4	0	3	1	1	3
vs. Jacksonville State	*20	3-6	0-0	0-0	3-6-9	1	1	1	1	1	6
vs. Northeastern	*17	1-2	0-0	2-2	2-3-5	2	1	1	3	1	4
vs. Southern Mississippi	*19	0-5	0-0	2-2	2-2-4	1	1	1	0	2	2
vs. Nebraska Omaha	16	3-3	0-0	2-2	3-2-5	0	0	0	0	2	8
vs. Sam Houston State	18	1-5	0-0	1-2	3-4-7	3	0	1	1	0	3
vs. Mississippi Valley State	9	0-0	0-0	0-0	0-2-2	4	0	3	1	2	0
vs. Louisville	9	2-2	0-0	2-2	2-2-4	3	0	2	0	0	6
vs. Duke	11	0-0	0-0	0-0	0-1-1	3	0	0	0	0	0
vs. Arkansas-Pine Bluff	*17	1-2	0-0	6-6	3-4-7	0	0	1	0	1	8
at Notre Dame	7	0-0	0-0	0-0	0-0-0	0	0	0	0	1	0
vs. Samford	9	0-0	0-0	0-0	1-0-1	2	1	1	0	0	0
at Middle Tennessee	3	0-0	0-0	2-2	0-0-0	0	0	0	0	0	2
at Florida	13	1-4	0-0	0-2	2-2-4	4	1	1	1	0	2
vs. Arkansas	21	2-2	0-0	2-2	0-3-3	2	1	2	0	1	6
vs. Mississippi State	*15	1-2	0-0	3-4	1-3-4	2	1	0	0	2	5
vs. Tennessee	*18	0-0	0-0	0-0	1-4-5	3	0	1	0	0	0
at South Carolina	*17	4-5	0-0	0-0	4-2-6	3	0	1	0	0	8
at Georgia	*11	0-1	0-0	2-4	1-2-3	1	0	0	0	0	2
vs. Florida	*18	4-5	0-0	0-0	2-1-3	3	1	3	1	3	8
at Auburn	*7	0-2	0-0	0-0	1-0-1	2	0	2	1	0	0
vs. Alabama	*20	3-4	0-0	1-2	1-6-7	1	0	2	2	1	7
vs. Ole Miss	*16	3-6	0-0	0-0	4-1-5	1	0	3	0	0	6
at LSU	*7	1-1	0-0	0-0	0-0-0	3	1	1	0	0	2
at Tennessee											
at Alabama											
vs. Vanderbilt											
vs. South Carolina											
at Mississippi State											

2011-12 Season Highs

Points:	8, four times, last vs. Florida 1/22/12
FGM:	4, twice, last vs. Florida 1/22/12
FGA:	6, twice, last vs. Ole Miss 2/2/12
FTM:	6 vs. Arkansas-Pine Bluff 12/11/11
FTA:	6 vs. Arkansas-Pine Bluff 12/11/11
3FGM:	--
3FGA:	--
O-Rebounds:	4, twice, last vs. Ole Miss 2/2/12
D-Rebounds:	6, twice, last vs. Alabama 1/29/12
Total Rebounds:	9 vs. Jacksonville State 11/15/11
Assists:	1, eight times, last vs. Florida 1/22/12
Blocks:	3 vs. Northeastern 11/17/11
Steals:	3 vs. Florida 1/22/12
Minutes:	21 vs. Arkansas 1/5/12

Career Highs

Points:	13 vs Auburn 2/3/11
FGM:	5 vs Auburn 2/3/11
FGA:	10, twice, last vs. North Carolina 3/21/11
FTM:	6 vs Arkansas-Pine Bluff 12/11/11
FTA:	7 vs Auburn 2/3/11
3FGM:	--
3FGA:	1, twice, last vs. Tennessee Tech 12/7/10
O-Rebounds:	8 vs. Vanderbilt 3/5/11
D-Rebounds:	10 vs. Vanderbilt 3/5/11
Total Rebounds:	18 vs. Vanderbilt 3/5/11
Assists:	1, 15 times, last vs. Florida 1/22/12
Blocks:	3, four times, last vs. Northeastern 11/17/11
Steals:	4 vs Alabama A&M 12/18/10
Minutes:	33 vs. Hampton 3/19/11

Brittany Henderson's Career Stats

Year	GP-GS	MIN	FG-FGA	PCT	3FG-FGA	PCT	FT-FTA	PCT	OFF-DEF	TOT-AVG	PF-FO	A	TO	BLK	ST	PTS-AVG
2009-10	36-0	383-10.6	32-58	.552	1-1	1.000	28-47	.596	45-65	107-3.0	65-1	1	25	17	8	93-2.6
2010-11	34-22	675-19.9	64-140	.457	0-4	.000	47-73	.644	74-112	186-5.5	74-2	6	35	18	19	175-5.1
2011-12	24-14	329-13.7	31-58	.534	0-0	.000	26-34	.765	38-52	90-3.8	48-0	9	30	12	18	88-3.7
TOTAL	94-36	1387-14.8	127-256	.496	1-5	.200	101-154	.656	154-229	383-4.1	187-3	16	90	47	45	356-3.8

UK HOOPS 2011-12 PLAYER BIOS

50

AZIA BISHOP • 6-3 • FORWARD/CENTER • FRESHMAN

TOLDEO, OHIO (START)



2011-12 (Freshman)

Tied for eighth on the all-time UK freshman blocks list (21) ... Leads the team in blocked shots (21) ... Blocked three shots at South Carolina ... Had five rebounds vs. Mississippi State ... Scored 11 points and pulled down a team-high eight boards vs. Arkansas in just 10 minutes of play ... Grabbed a team-high eight rebounds at Florida, and blocked two shots ... Scored eight points in 13 minutes at Middle Tennessee ... Had a career-high 13 points to go with four boards and three steals vs. Samford in just 10 minutes of play ... Scored 10 points, grabbed two rebounds and had two steals in the second stanza against Arkansas-Pine Bluff, finishing with four boards total for the game ... Had a career game against No. 6 Duke, scoring 10 points and grabbing seven boards in the second half alone, finishing with a then career-high tying 12 points on 6-9 shooting, to go with a career-high 11 rebounds, a career-high four blocks and two steals ... Blocked a shot against Louisville ... Scored seven points to go with four boards against Sam Houston State ... Had eight points, three rebounds and a career-high two assists vs. Nebraska Omaha ... Scored nine points to go with five rebounds and two blocks against Southern Miss. ... Charted a then career-high 12 points, including six free-throws, and pulled down a then career-high eight rebounds against Northeastern ... Recorded 11 points, three rebounds and a career-high five steals against Jacksonville State ... Scored nine points on 4-5 shooting, and had four rebounds in her first-ever collegiate game.

Bishop's 2011-12 Game-by-Game Statistics

Opponent	Min	FG-A	3PT-A	FT-A	O-D-T	PF	A	TO	BS	ST	PTS
at Morehead State	12	4-5	0-0	1-2	3-1-4	3	0	3	0	0	9
vs. Jacksonville State	19	4-8	0-1	3-4	3-0-3	3	0	2	1	5	11
vs. Northeastern	20	3-7	0-0	6-10	6-2-8	3	0	4	1	1	12
vs. Southern Mississippi	19	4-11	0-1	1-2	4-1-5	4	1	2	2	0	9
vs. Nebraska Omaha	19	2-5	1-2	3-8	2-1-3	3	2	0	0	1	8
vs. Sam Houston State	13	3-7	0-0	1-3	1-3-4	2	1	0	1	1	7
vs. Mississippi Valley State	7	0-1	0-0	0-0	0-1-1	0	0	2	0	0	0
vs. Louisville	2	0-1	0-0	0-0	0-0-0	0	0	1	1	0	0
vs. Duke	19	6-9	0-0	0-2	6-5-11	2	0	2	4	2	12
vs. Arkansas-Pine Bluff	15	3-5	0-1	4-7	1-3-4	4	0	0	1	2	10
at Notre Dame	4	1-2	0-0	0-0	0-0-0	1	0	0	0	0	2
vs. Samford	10	6-9	0-0	1-1	1-3-4	2	0	2	0	3	13
at Middle Tennessee	13	4-7	0-1	0-0	2-0-2	4	1	2	0	1	8
at Florida	12	0-3	0-1	2-2	1-7-8	4	0	4	2	0	2
vs. Arkansas	10	5-10	1-1	0-1	5-3-8	5	0	2	1	0	11
vs. Mississippi State	12	0-2	0-0	0-2	1-4-5	2	0	1	1	0	0
vs. Tennessee	10	0-1	0-0	0-0	1-2-3	1	0	1	0	0	0
at South Carolina	13	2-2	0-0	0-0	0-1-1	3	0	2	3	1	4
at Georgia	9	0-2	0-1	0-0	1-3-4	2	0	1	1	0	0
vs. Florida	7	0-1	0-0	1-2	1-0-1	3	0	0	1	0	1
at Auburn	5	0-4	0-0	3-6	1-0-1	1	0	0	0	1	3
vs. Alabama	7	1-2	1-1	0-2	0-0-0	1	1	0	1	0	3
vs. Ole Miss					DNP - COACH'S DECISION						
at LSU	3	1-1	0-0	0-0	0-0-0	0	0	0	0	0	2
at Tennessee											
at Alabama											
vs. Vanderbilt											
vs. South Carolina											
at Mississippi State											

2011-12 Season Highs

Points:	13 vs. Samford 12/21/11
FGM:	6, twice, last vs. Samford 12/21/11
FGA:	11 vs. Southern Miss. 11/19/11
FTM:	6 vs. Northeastern 11/17/11
FTA:	10 vs. Northeastern 11/17/11
3FGM:	1, twice, last vs. Arkansas 1/5/12
3FGA:	2 vs. Nebraska Omaha 11/23/11
O-Rebounds:	6, twice, last vs. Duke 12/8/11
D-Rebounds:	7 vs. Florida 1/1/12
Total Rebounds:	11 vs. Duke 12/8/11
Assists:	2 vs. Nebraska Omaha 11/23/11
Blocks:	4 vs. Duke 12/8/11
Steals:	5 vs. Jacksonville State 11/15/11
Minutes:	20 vs. Northeastern 11/17/11

Career Highs

Points:	13 vs. Samford 12/21/11
FGM:	6, twice, last vs. Samford 12/21/11
FGA:	11 vs. Southern Miss. 11/19/11
FTM:	6 vs. Northeastern 11/17/11
FTA:	10 vs. Northeastern 11/17/11
3FGM:	1, twice, last vs. Arkansas 1/5/12
3FGA:	2 vs. Nebraska Omaha 11/23/11
O-Rebounds:	6, twice, last vs. Duke 12/8/11
D-Rebounds:	7 vs. Florida 1/1/12
Total Rebounds:	11 vs. Duke 12/8/11
Assists:	2 vs. Nebraska Omaha 11/23/11
Blocks:	4 vs. Duke 12/8/11
Steals:	5 vs. Jacksonville State 11/15/11
Minutes:	20 vs. Northeastern 11/17/11

Azia Bishop's Career Stats

Year	GP-GS	MIN	FG-FGA	PCT	3FG-FGA	PCT	FT-FTA	PCT	OFF-DEF	TOT-AVG	PF-FO	A	TO	BLK	ST	PTS-AVG
2011-12	23-0	260-11.3	49-105	.467	3-10	.300	26-54	.481	40-40	80-3.5	53-1	6	31	21	18	127-5.5
TOTAL	23-0	260-11.3	49-105	.467	3-10	.300	26-54	.481	40-40	80-3.5	53-1	6	31	21	18	127-5.5



THE STAT CREW SYSTEM
 #777 Kentucky Combined Team Statistics (as of Feb 10, 2012)
All games



RECORD:	OVERALL	HOME	AWAY	NEUTRAL
ALL GAMES	21-3	16-0	5-3	0-0
CONFERENCE	10-1	6-0	4-1	0-0
NON-CONFERENCE	11-2	10-0	1-2	0-0

#	Player	gp-gs	min	avg	Total		3-Point		F-Throw		Rebounds			pf	dq	a	to	blk	stl	pts	avg	
					fg-fga	fg%	3fg-fga	3fg%	ft-fa	ft%	off	def	tot									
01	Mathies, A'dia	23-23	661	28.7	121-281	.431	39-105	.371	66-99	.667	64	59	123	5.3	46	2	59	68	16	62	347	15.1
13	Goss, Bria	24-24	644	26.8	93-242	.384	27-75	.360	61-87	.701	51	56	107	4.5	44	0	38	40	0	43	274	11.4
04	Snowden, Keyla	24-0	396	16.5	77-205	.376	40-114	.351	38-46	.826	6	20	26	1.1	33	0	19	22	2	22	232	9.7
23	Walker, Samarie	14-3	254	18.1	46-95	.484	0-0	.000	16-28	.571	36	52	88	6.3	35	0	5	17	14	19	108	7.7
32	Evans, Kastine	24-23	629	26.2	55-159	.346	18-50	.360	49-68	.721	55	42	97	4.0	45	0	37	42	6	44	177	7.4
31	Drake, Samantha	22-10	292	13.3	44-83	.530	0-0	.000	40-65	.615	43	45	88	4.0	26	0	8	19	15	7	128	5.8
50	Bishop, Azia	23-0	260	11.3	49-105	.467	3-10	.300	26-54	.481	40	40	80	3.5	53	1	6	31	21	18	127	5.5
10	Pinkett, Bernisha	23-0	321	14.0	46-123	.374	10-44	.227	19-29	.655	29	26	55	2.4	34	0	25	35	0	21	121	5.3
24	Smith, Amber	24-22	484	20.2	45-144	.313	9-48	.188	22-29	.759	13	32	45	1.9	49	0	74	50	3	23	121	5.0
20	Conwright, Maegan	23-1	359	15.6	42-100	.420	3-23	.130	9-13	.692	17	22	39	1.7	42	1	37	40	0	32	96	4.2
40	Henderson, Brittany	24-14	329	13.7	31-58	.534	0-0	.000	26-34	.765	38	52	90	3.8	48	0	9	30	12	18	88	3.7
25	Ali, Bra'Shey	8-0	55	6.9	6-10	.600	0-1	.000	1-2	.500	6	9	15	1.9	10	0	1	5	6	3	13	1.6
03	Riley, Crystal	14-0	116	8.3	7-26	.269	2-9	.222	4-10	.400	4	5	9	0.6	7	0	4	9	1	3	20	1.4
Team											70	45	115				7					
Total.....		24	4800		662-1631	.406	151-479	.315	377-564	.668	472	505	977	40.7	472	4	322	415	96	315	1852	77.2
Opponents.....		24	4800		486-1215	.400	79-264	.299	308-474	.650	294	572	866	36.1	467	-	218	701	101	158	1359	56.6

TEAM STATISTICS	UK	OPP	Date	Opponent	Score	Att.
SCORING	1852	1359	11/11/11	at Morehead State	w 96-60	3870
Points per game	77.2	56.6	11/15/11	JACKSONVILLE STATE	w 100-25	6842
Scoring margin	+20.5	-	11/17/11	NORTHEASTERN	w 81-47	3960
FIELD GOALS-ATT	662-1631	486-1215	11/19/11	SOUTHERN MISS	w 88-71	4266
Field goal pct	.406	.400	11/23/11	NEBRASKA OMAHA	w 81-48	4058
3 POINT FG-ATT	151-479	79-264	11/25/11	SAM HOUSTON STATE	w 73-52	4164
3-point FG pct	.315	.299	11/27/11	MISSISSIPPI VALLEY S	w 90-51	4118
3-pt FG made per game	6.3	3.3	12/04/11	#10/11 LOUISVILLE	w 74-54	7951
FREE THROWS-ATT	377-564	308-474	12/08/11	#6/5 DUKE	w 72-65	14508
Free throw pct	.668	.650	12/11/11	ARKANSAS PINE BLUFF	w 101-43	4747
F-Throws made per game	15.7	12.8	12/18/11	at #3/3 Notre Dame	L 83-92	9149
REBOUNDS	977	866	12/21/11	SAMFORD	w 90-61	5311
Rebounds per game	40.7	36.1	12/28/11	at Middle Tennessee	L 58-70	5186
Rebounding margin	+4.6	-	* 01/01/12	at Florida	w 59-56	941
ASSISTS	322	218	* 01/05/12	ARKANSAS	w 84-72	5002
Assists per game	13.4	9.1	* 01/08/12	MISSISSIPPI STATE	w 88-40	5306
TURNOVERS	415	701	* 01/12/12	#6/7 TENNESSEE	w 61-60	7961
Turnovers per game	17.3	29.2	* 01/15/12	at #24/rv South Carolina	w 66-58	4655
Turnover margin	+11.9	-	* 01/19/12	at #15/14 Georgia	w 69-64	3043
Assist/turnover ratio	0.8	0.3	* 01/22/12	FLORIDA	w 57-52	7888
STEALS	315	158	* 01/26/12	at Auburn	w 66-48	2788
Steals per game	13.1	6.6	* 01/29/12	ALABAMA	w 82-68	7871
BLOCKS	96	101	* 02/02/12	OLE MISS	w 82-41	7429
Blocks per game	4.0	4.2	* 02/05/12	at LSU	L 51-61	5114
ATTENDANCE	101382	34746				
Home games-Avg/Game	16-6336	8-4343				
Neutral site-Avg/Game	-	0-0				

* = Conference game
 ! - Game played in Rupp Arena

Score by Periods	1st	2nd	Totals
#777 Kentucky	887	965	1852
Opponents	630	729	1359



THE STAT CREW SYSTEM
 #777 Kentucky Combined Team Statistics (as of Feb 10, 2012)
Conference games



RECORD:	OVERALL	HOME	AWAY	NEUTRAL
ALL GAMES	10-1	6-0	4-1	0-0
CONFERENCE	10-1	6-0	4-1	0-0
NON-CONFERENCE	0-0	0-0	0-0	0-0

#	Player	gp-gs	min	avg	Total		3-Point		F-Throw		Rebounds				pf	dq	a	to	blk	stl	pts	avg
					fg-fga	fg%	3fg-fga	3fg%	ft-fa	ft%	off	def	tot	avg								
01	Mathies, A'dia	11-11	336	30.5	58-148	.392	20-53	.377	26-40	.650	28	27	55	5.0	21	0	35	27	11	17	162	14.7
13	Goss, Bria	11-11	305	27.7	38-100	.380	13-32	.406	25-36	.694	16	24	40	3.6	21	0	15	17	0	18	114	10.4
04	Snowden, Keyla	11-0	183	16.6	34-93	.366	15-45	.333	27-32	.844	3	10	13	1.2	17	0	9	11	1	9	110	10.0
23	Walker, Samarie	11-2	194	17.6	34-73	.466	0-0	.000	15-26	.577	29	39	68	6.2	26	0	4	13	8	14	83	7.5
32	Evans, Kastine	11-11	295	26.8	19-59	.322	11-22	.500	16-21	.762	21	23	44	4.0	17	0	16	17	4	15	65	5.9
10	Pinkett, Bernisha	11-0	136	12.4	21-55	.382	5-20	.250	6-8	.750	14	10	24	2.2	16	0	7	14	0	5	53	4.8
40	Henderson, Brittany	11-9	163	14.8	19-32	.594	0-0	.000	8-14	.571	17	24	41	3.7	25	0	5	16	5	7	46	4.2
20	Conwright, Maegan	11-0	153	13.9	18-40	.450	1-7	.143	2-2	1.000	10	7	17	1.5	20	1	9	14	0	12	39	3.5
24	Smith, Amber	11-11	215	19.5	11-53	.208	1-20	.050	14-18	.778	5	15	20	1.8	20	0	23	20	1	6	37	3.4
50	Bishop, Azia	10-0	88	8.8	9-28	.321	2-4	.500	6-15	.400	11	20	31	3.1	22	1	1	11	10	2	26	2.6
31	Drake, Samantha	9-0	44	4.9	6-11	.545	0-0	.000	3-10	.300	7	6	13	1.4	5	0	1	6	1	2	15	1.7
03	Riley, Crystal	11-0	80	7.3	5-16	.313	1-4	.250	4-8	.500	1	5	6	0.5	5	0	3	6	1	1	15	1.4
25	Ali, Bra'Shey	1-0	8	8.0	0-2	.000	0-1	.000	0-0	.000	1	4	5	5.0	3	0	0	0	1	1	0	0.0
Team											38	22	60				5					
Total.....		11	2200		272-710	.383	69-208	.332	152-230	.661	201	236	437	39.7	218	2	128	177	43	109	765	69.5
Opponents.....		11	2200		224-576	.389	35-103	.340	137-227	.604	155	268	423	38.5	202	-	94	274	55	77	620	56.4

TEAM STATISTICS	UK	OPP	Date	Opponent	Score	Att.
SCORING	765	620	* 01/01/12	at Florida	w 59-56	941
Points per game	69.5	56.4	* 01/05/12	ARKANSAS	w 84-72	5002
Scoring margin	+13.2	-	* 01/08/12	MISSISSIPPI STATE	w 88-40	5306
FIELD GOALS-ATT	272-710	224-576	* 01/12/12	#6/7 TENNESSEE	w 61-60	7961
Field goal pct	.383	.389	* 01/15/12	at #24/rv South Carolina	w 66-58	4655
3 POINT FG-ATT	69-208	35-103	* 01/19/12	at #15/14 Georgia	w 69-64	3043
3-point FG pct	.332	.340	* 01/22/12	FLORIDA	w 57-52	7888
3-pt FG made per game	6.3	3.2	* 01/26/12	at Auburn	w 66-48	2788
FREE THROWS-ATT	152-230	137-227	* 01/29/12	ALABAMA	w 82-68	7871
Free throw pct	.661	.604	* 02/02/12	OLE MISS	w 82-41	7429
F-Throws made per game	13.8	12.5	* 02/05/12	at LSU	L 51-61	5114
REBOUNDS	437	423				
Rebounds per game	39.7	38.5				
Rebounding margin	+1.3	-				
ASSISTS	128	94				
Assists per game	11.6	8.5				
TURNOVERS	177	274				
Turnovers per game	16.1	24.9				
Turnover margin	+8.8	-				
Assist/turnover ratio	0.7	0.3				
STEALS	109	77				
Steals per game	9.9	7.0				
BLOCKS	43	55				
Blocks per game	3.9	5.0				
ATTENDANCE	41457	16541				
Home games-Avg/Game	6-6910	5-3308				
Neutral site-Avg/Game	-	0-0				

* = Conference game
 ! - Game played in Rupp Arena

Score by Periods	1st	2nd	Totals
#777 Kentucky	361	404	765
Opponents	285	335	620



THE STAT CREW SYSTEM
 #7/7 Kentucky Team Game-by-Game Comparison (as of Feb 10, 2012)
All games



Opponent	1st	2nd	Score	Mar	Total FG	FG Pct	3-Pointers	3FG Pct	Free Throws	FT Pct	Rebounds	Assist	T/Over	Block	Steal	Fouls
Morehead State	31/32	65/28	96-60	+36	35-68/19-63	.515/.302	6-19/4-21	.316/.190	20-29/18-30	.690/.600	49/38 +11	20/9	27/30	6/4	13/12	26/25
JACKSONVILLE STATE	49/13	51/12	100-25	+75	38-90/9-41	.422/.220	4-21/3-14	.190/.214	20-24/4-10	.833/.400	54/33 +21	21/5	14/48	5/7	25/4	15/17
NORTHEASTERN	48/14	33/33	81-47	+34	26-61/16-44	.426/.364	10-28/2-15	.357/.133	19-28/13-20	.679/.650	38/30 +8	15/6	21/37	5/1	19/6	24/18
SOUTHERN MISS	37/33	51/38	88-71	+17	31-89/26-52	.348/.500	9-32/2-8	.281/.250	17-31/17-25	.548/.680	50/44 +6	16/12	11/31	3/4	15/3	19/21
NEBRASKA OMAHA	45/19	36/29	81-48	+33	33-79/19-40	.418/.475	4-22/4-11	.182/.364	11-25/6-10	.440/.600	44/29 +15	15/6	14/42	3/6	19/4	15/19
SAM HOUSTON STATE	35/28	38/24	73-52	+21	29-84/21-53	.345/.396	5-22/2-10	.227/.200	10-18/8-12	.556/.667	53/41 +12	16/10	14/26	5/3	20/6	16/14
MISSISSIPPI VALLEY S	51/23	39/28	90-51	+39	30-65/19-52	.462/.365	8-18/4-12	.444/.333	22-31/9-15	.710/.600	46/29 +17	16/8	26/36	6/4	15/6	20/24
#10/11 LOUISVILLE	40/23	34/31	74-54	+20	24-51/21-54	.471/.389	10-19/5-19	.526/.263	16-23/7-10	.696/.700	34/25 +9	15/10	26/26	5/4	7/10	19/23
#6/5 DUKE	31/34	41/31	72-65	+7	29-65/25-53	.446/.472	6-18/2-7	.333/.286	8-15/13-17	.533/.765	33/33 -	11/9	16/24	6/2	11/9	14/16
ARKANSAS PINE BLUFF	42/15	59/28	101-43	+58	29-73/14-33	.397/.424	11-31/2-2	.355/1000	32-44/13-18	.727/.722	31/38 (7)	17/4	10/49	2/0	21/2	16/32
#3/3 Notre Dame	40/46	43/46	83-92	(9)	31-70/32-62	.443/.516	4-11/3-8	.364/.375	17-23/25-36	.739/.694	36/44 (8)	13/22	19/22	2/7	13/6	27/23
SAMFORD	55/28	35/33	90-61	+29	35-64/18-42	.547/.429	3-12/6-17	.250/.353	17-19/19-22	.895/.864	34/20 +14	11/8	19/28	3/1	13/2	20/13
Middle Tennessee	22/37	36/33	58-70	(12)	20-62/23-50	.323/.460	2-18/5-17	.111/.294	16-24/19-22	.667/.864	38/39 (1)	8/15	21/28	2/3	15/11	23/20
Florida	33/29	26/27	59-56	+3	22-57/20-61	.386/.328	5-8/5-18	.625/.278	10-15/11-19	.667/.579	42/44 (2)	11/11	22/23	4/4	11/9	21/18
ARKANSAS	40/36	44/36	84-72	+12	28-63/23-59	.444/.390	11-23/4-8	.478/.500	17-21/22-34	.810/.647	39/36 +3	18/7	20/19	3/6	6/7	25/15
MISSISSIPPI STATE	50/21	38/19	88-40	+48	29-74/13-47	.392/.277	14-30/1-4	.467/.250	16-27/13-21	.593/.619	51/34 +17	18/2	12/29	4/7	10/3	19/21
#6/7 TENNESSEE	25/21	36/39	61-60	+1	20-58/23-60	.345/.383	4-21/2-7	.190/.286	17-22/12-19	.773/.632	37/41 (4)	5/10	16/20	4/5	9/8	18/17
#24/rv South Carolina	28/29	38/29	66-58	+8	25-59/20-52	.424/.385	2-13/6-15	.154/.400	14-18/12-24	.778/.500	30/40 (10)	11/9	18/29	8/5	13/10	21/20
#15/14 Georgia	32/36	37/28	69-64	+5	27-68/27-61	.397/.443	6-20/3-9	.300/.333	9-18/7-14	.500/.500	47/36 +11	8/13	16/14	4/2	5/7	17/19
FLORIDA	21/21	36/31	57-52	+5	18-60/21-52	.300/.404	3-16/3-12	.188/.250	18-28/7-15	.643/.467	42/39 +3	12/6	17/23	6/6	7/7	18/21
Auburn	31/20	35/28	66-48	+18	23-64/20-44	.359/.455	6-19/5-11	.316/.455	14-23/3-7	.609/.429	37/35 +2	9/14	13/30	1/9	14/8	14/19
ALABAMA	46/29	36/39	82-68	+14	32-70/24-64	.457/.375	8-22/2-8	.364/.250	10-21/18-32	.476/.563	41/47 (6)	11/6	17/25	5/2	7/7	26/22
OLE MISS	37/23	45/18	82-41	+41	27-77/16-46	.351/.348	6-18/2-8	.333/.250	22-26/7-11	.846/.636	45/38 +7	14/5	10/36	2/2	18/2	13/17
LSU	18/20	33/41	51-61	(10)	21-60/17-30	.350/.567	4-18/2-3	.222/.667	5-11/25-31	.455/.806	26/33 (7)	11/11	16/26	2/7	9/9	26/13

Note: Game totals are displayed in the format TEAM/OPPONENT for each category



THE STAT CREW SYSTEM
 #7/7 Kentucky Team Game-by-Game Comparison (as of Feb 10, 2012)
All games -- 1st half only



Opponent	1st	2nd	Score	Mar	Total FG	FG Pct	3-Pointers	3FG Pct	Free Throws	FT Pct	Rebounds	Assist	T/Over	Block	Steal	Fouls
Morehead State	31/32	65/28	96-60	+36	12-31/11-33	.387/.333	2-10/4-13	.200/.308	5-8/6-8	.625/.750	19/26 (7)	8/6	11/12	5/1	3/6	9/10
JACKSONVILLE STATE	49/13	51/12	100-25	+75	20-50/5-21	.400/.238	2-14/0-7	.143/.000	7-8/3-6	.875/.500	26/21 +5	11/1	6/27	2/5	15/2	7/8
NORTHEASTERN	48/14	33/33	81-47	+34	16-35/7-19	.457/.368	6-13/0-4	.462/.000	10-16/0-3	.625/.000	19/16 +3	10/2	10/27	3/0	16/2	9/10
SOUTHERN MISS	37/33	51/38	88-71	+17	15-51/11-25	.294/.440	4-16/2-5	.250/.400	3-11/9-13	.273/.692	27/29 (2)	8/5	5/19	2/3	8/1	10/9
NEBRASKA OMAHA	45/19	36/29	81-48	+33	19-45/9-18	.422/.500	2-9/1-5	.222/.200	5-11/0-0	.455/.000	27/11 +16	6/3	8/24	1/5	13/1	6/11
SAM HOUSTON STATE	35/28	38/24	73-52	+21	13-41/11-30	.317/.367	3-11/1-6	.273/.167	6-12/5-6	.500/.833	28/24 +4	6/5	9/12	1/1	11/5	9/9
MISSISSIPPI VALLEY S	51/23	39/28	90-51	+39	16-39/9-21	.410/.429	5-12/1-5	.417/.200	14-18/4-9	.778/.444	25/16 +9	8/4	14/25	3/2	11/5	11/13
#10/11 LOUISVILLE	40/23	34/31	74-54	+20	15-29/8-24	.517/.333	6-9/2-10	.667/.200	4-9/5-6	.444/.833	17/15 +2	8/3	11/15	3/2	3/4	9/12
#6/5 DUKE	31/34	41/31	72-65	+7	12-28/13-23	.429/.565	2-8/1-5	.250/.200	5-8/7-10	.625/.700	13/14 (1)	3/5	12/15	2/1	6/7	7/7
ARKANSAS PINE BLUFF	42/15	59/28	101-43	+58	12-34/4-15	.353/.267	6-17/0-0	.353/.000	12-14/7-8	.857/.875	11/21 (10)	8/2	4/23	1/0	8/0	6/11
#3/3 Notre Dame	40/46	43/46	83-92	(9)	18-42/19-32	.429/.594	1-4/2-5	.250/.400	3-5/6-11	.600/.545	17/25 (8)	7/14	6/15	1/5	10/2	11/9
SAMFORD	55/28	35/33	90-61	+29	20-34/7-19	.588/.368	2-5/2-8	.400/.250	13-14/12-14	.929/.857	16/12 +4	4/4	8/18	1/0	7/1	11/9
Middle Tennessee	22/37	36/33	58-70	(12)	7-25/13-23	.280/.565	1-9/3-8	.111/.375	7-9/8-9	.778/.889	16/14 +2	4/8	18/16	1/0	7/9	11/10
Florida	33/29	26/27	59-56	+3	13-33/10-31	.394/.323	3-6/2-9	.500/.222	4-7/7-11	.571/.636	26/20 +6	6/6	13/13	1/3	5/7	11/9
ARKANSAS	40/36	44/36	84-72	+12	13-29/14-35	.448/.400	7-11/3-4	.636/.750	7-10/5-9	.700/.556	15/24 (9)	9/5	7/8	2/4	2/2	7/6
MISSISSIPPI STATE	50/21	38/19	88-40	+48	14-34/6-23	.412/.261	8-16/1-3	.500/.333	14-19/8-11	.737/.727	25/14 +11	7/2	7/16	2/3	4/1	11/15
#6/7 TENNESSEE	25/21	36/39	61-60	+1	9-31/9-32	.290/.281	2-14/0-4	.143/.000	5-8/3-5	.625/.600	23/24 (1)	1/5	11/13	3/3	7/5	7/7
#24/rv South Carolina	28/29	38/29	66-58	+8	13-28/10-27	.464/.370	0-5/3-5	.000/.600	2-3/6-9	.667/.667	11/22 (11)	5/5	8/14	4/3	6/4	10/6
#15/14 Georgia	32/36	37/28	69-64	+5	13-32/15-33	.406/.455	4-12/2-5	.333/.400	2-5/4-8	.400/.500	25/17 +8	6/8	10/4	3/1	1/5	10/8
FLORIDA	21/21	36/31	57-52	+5	9-29/9-24	.310/.375	0-5/2-6	.000/.333	3-6/1-6	.500/.167	19/21 (2)	6/2	9/14	4/2	3/4	9/8
Auburn	31/20	35/28	66-48	+18	12-37/9-20	.324/.450	3-10/2-4	.300/.500	4-6/0-0	.667/.000	19/18 +1	4/7	5/16	1/8	6/2	6/8
ALABAMA	46/29	36/39	82-68	+14	19-39/8-26	.487/.308	5-15/2-5	.333/.400	3-6/11-18	.500/.611	20/21 (1)	8/1	7/16	2/2	4/3	14/9
OLE MISS	37/23	45/18	82-41	+41	12-40/10-24	.300/.417	2-9/1-3	.222/.333	11-15/2-5	.733/.400	25/21 +4	8/4	8/20	1/1	9/2	6/9
LSU	18/20	33/41	51-61	(10)	8-29/6-14	.276/.429	1-8/1-2	.125/.500	1-3/7-9	.333/.778	14/18 (4)	6/4	8/14	1/5	3/3	11/7

Note: Game totals are displayed in the format TEAM/OPPONENT for each category



THE STAT CREW SYSTEM
 #7/7 Kentucky Team Game-by-Game Comparison (as of Feb 10, 2012)
 All games -- 2nd half only



Opponent	1st	2nd	Score	Mar	Total FG	FG Pct	3-Pointers	3FG Pct	Free Throws	FT Pct	Rebounds	Assist	T/Over	Block	Steal	Fouls
Morehead State	31/32	65/28	96-60	+36	23-37/8-30	.622/.267	4-9/0-8	.444/.000	15-21/12-22	.714/.545	30/12 +18	12/3	16/18	1/3	10/6	17/15
JACKSONVILLE STATE	49/13	51/12	100-25	+75	18-40/4-20	.450/.200	2-7/3-7	.286/.429	13-16/1-4	.813/.250	28/12 +16	10/4	8/21	3/2	10/2	8/9
NORTHEASTERN	48/14	33/33	81-47	+34	10-26/9-25	.385/.360	4-15/2-11	.267/.182	9-12/13-17	.750/.765	19/14 +5	5/4	11/10	2/1	3/4	15/8
SOUTHERN MISS	37/33	51/38	88-71	+17	16-38/15-27	.421/.556	5-16/0-3	.313/.000	14-20/8-12	.700/.667	23/15 +8	8/7	6/12	1/1	7/2	9/12
NEBRASKA OMAHA	45/19	36/29	81-48	+33	14-34/10-22	.412/.455	2-13/3-6	.154/.500	6-14/6-10	.429/.600	17/18 (1)	9/3	6/18	2/1	6/3	9/8
SAM HOUSTON STATE	35/28	38/24	73-52	+21	16-43/10-23	.372/.435	2-11/1-4	.182/.250	4-6/3-6	.667/.500	25/17 +8	10/5	5/14	4/2	9/1	7/5
MISSISSIPPI VALLEY S	51/23	39/28	90-51	+39	14-26/10-31	.538/.323	3-6/3-7	.500/.429	8-13/5-6	.615/.833	21/13 +8	8/4	12/11	3/2	4/1	9/11
#10/11 LOUISVILLE	40/23	34/31	74-54	+20	9-22/13-30	.409/.433	4-10/3-9	.400/.333	12-14/2-4	.857/.500	17/10 +7	7/7	15/11	2/2	4/6	10/11
#6/5 DUKE	31/34	41/31	72-65	+7	17-37/12-30	.459/.400	4-10/1-2	.400/.500	3-7/6-7	.429/.857	20/19 +1	8/4	4/9	4/1	5/2	7/9
ARKANSAS PINE BLUFF	42/15	59/28	101-43	+58	17-39/10-18	.436/.556	5-14/2-2	.357/1000	20-30/6-10	.667/.600	20/17 +3	9/2	6/26	1/0	13/2	10/21
#3/3 Notre Dame	40/46	43/46	83-92	(9)	13-28/13-30	.464/.433	3-7/1-3	.429/.333	14-18/19-25	.778/.760	19/19 -	6/8	13/7	1/2	3/4	16/14
SAMFORD	55/28	35/33	90-61	+29	15-30/11-23	.500/.478	1-7/4-9	.143/.444	4-5/7-8	.800/.875	18/8 +10	7/4	11/10	2/1	6/1	9/4
Middle Tennessee	22/37	36/33	58-70	(12)	13-37/10-27	.351/.370	1-9/2-9	.111/.222	9-15/11-13	.600/.846	22/25 (3)	4/7	3/12	1/3	8/2	12/10
Florida	33/29	26/27	59-56	+3	9-24/10-30	.375/.333	2-2/3-9	1000/.333	6-8/4-8	.750/.500	16/24 (8)	5/5	9/10	3/1	6/2	10/9
ARKANSAS	40/36	44/36	84-72	+12	15-34/9-24	.441/.375	4-12/1-4	.333/.250	10-11/17-25	.909/.680	24/12 +12	9/2	13/11	1/2	4/5	18/9
MISSISSIPPI STATE	50/21	38/19	88-40	+48	15-40/7-24	.375/.292	6-14/0-1	.429/.000	2-8/5-10	.250/.500	26/20 +6	11/0	5/13	2/4	6/2	8/6
#6/7 TENNESSEE	25/21	36/39	61-60	+1	11-27/14-28	.407/.500	2-7/2-3	.286/.667	12-14/9-14	.857/.643	14/17 (3)	4/5	5/7	1/2	2/3	11/10
#24/rv South Carolina	28/29	38/29	66-58	+8	12-31/10-25	.387/.400	2-8/3-10	.250/.300	12-15/6-15	.800/.400	19/18 +1	6/4	10/15	4/2	7/6	11/14
#15/14 Georgia	32/36	37/28	69-64	+5	14-36/12-28	.389/.429	2-8/1-4	.250/.250	7-13/3-6	.538/.500	22/19 +3	2/5	6/10	1/1	4/2	7/11
FLORIDA	21/21	36/31	57-52	+5	9-31/12-28	.290/.429	3-11/1-6	.273/.167	15-22/6-9	.682/.667	23/18 +5	6/4	8/9	2/4	4/3	9/13
Auburn	31/20	35/28	66-48	+18	11-27/11-24	.407/.458	3-9/3-7	.333/.429	10-17/3-7	.588/.429	18/17 +1	5/7	8/14	0/1	8/6	8/11
ALABAMA	46/29	36/39	82-68	+14	13-31/16-38	.419/.421	3-7/0-3	.429/.000	7-15/7-14	.467/.500	21/26 (5)	3/5	10/9	3/0	3/4	12/13
OLE MISS	37/23	45/18	82-41	+41	15-37/6-22	.405/.273	4-9/1-5	.444/.200	11-11/5-6	1000/.833	20/17 +3	6/1	2/16	1/1	9/0	7/8
LSU	18/20	33/41	51-61	(10)	13-31/11-16	.419/.688	3-10/1-1	.300/1000	4-8/18-22	.500/.818	12/15 (3)	5/7	8/12	1/2	6/6	15/6

Note: Game totals are displayed in the format TEAM/OPPONENT for each category



THE STAT CREW SYSTEM
 #7/7 Kentucky Team High/Low Analysis (as of Feb 10, 2012)
All games



#7/7 Kentucky - TEAM GAME HIGHS

POINTS	101	ARKANSAS PINE BLUFF (12/11/11)
	100	JACKSONVILLE STATE (11/15/11)
	96	at Morehead State (11/11/11)
	90	SAMFORD (12/21/11)
	90	MISSISSIPPI VALLEY S (11/27/11)
FIELD GOALS MADE	38	JACKSONVILLE STATE (11/15/11)
	35	SAMFORD (12/21/11)
	35	at Morehead State (11/11/11)
FIELD GOAL ATTEMPTS	90	JACKSONVILLE STATE (11/15/11)
	89	SOUTHERN MISS (11/19/11)
FIELD GOAL PERCENTAGE	.547 (35-64)	SAMFORD (12/21/11)
	.515 (35-68)	at Morehead State (11/11/11)
3 PT FIELD GOALS MADE	14	MISSISSIPPI STATE (01/08/12)
	11	ARKANSAS (01/05/12)
	11	ARKANSAS PINE BLUFF (12/11/11)
3 PT FG ATTEMPTS	32	SOUTHERN MISS (11/19/11)
	31	ARKANSAS PINE BLUFF (12/11/11)
3 PT FG PERCENTAGE	.625 (5-8)	at Florida (01/01/12)
	.526 (10-19)	#10/11 LOUISVILLE (12/04/11)
FREE THROWS MADE	32	ARKANSAS PINE BLUFF (12/11/11)
	22	OLE MISS (02/02/12)
	22	MISSISSIPPI VALLEY S (11/27/11)
FREE THROW ATTEMPTS	44	ARKANSAS PINE BLUFF (12/11/11)
	31	MISSISSIPPI VALLEY S (11/27/11)
	31	SOUTHERN MISS (11/19/11)
FREE THROW PERCENTAGE	.895 (17-19)	SAMFORD (12/21/11)
	.846 (22-26)	OLE MISS (02/02/12)
REBOUNDS	54	JACKSONVILLE STATE (11/15/11)
	53	SAM HOUSTON STATE (11/25/11)
ASSISTS	21	JACKSONVILLE STATE (11/15/11)
	20	at Morehead State (11/11/11)
STEALS	25	JACKSONVILLE STATE (11/15/11)
	21	ARKANSAS PINE BLUFF (12/11/11)
BLOCKED SHOTS	8	at #24/rv South Carolina (01/15/12)
	6	FLORIDA (01/22/12)
	6	#6/5 DUKE (12/08/11)
	6	MISSISSIPPI VALLEY S (11/27/11)
	6	at Morehead State (11/11/11)
TURNOVERS	27	at Morehead State (11/11/11)
	26	#10/11 LOUISVILLE (12/04/11)
	26	MISSISSIPPI VALLEY S (11/27/11)
FOULS	27	at #3/3 Notre Dame (12/18/11)
	26	at LSU (02/05/12)
	26	ALABAMA (01/29/12)
	26	at Morehead State (11/11/11)



THE STAT CREW SYSTEM
#7/7 Kentucky High/Low Analysis (as of Feb 10, 2012)
All games



Opponent - GAME HIGHS

POINTS	92		at #3/3 Notre Dame (12/18/11)
	72		ARKANSAS (01/05/12)
	71		SOUTHERN MISS (11/19/11)
	70		at Middle Tennessee (12/28/11)
	68		ALABAMA (01/29/12)
FIELD GOALS MADE	32		at #3/3 Notre Dame (12/18/11)
	27		at #15/14 Georgia (01/19/12)
FIELD GOAL ATTEMPTS	64		ALABAMA (01/29/12)
	63		at Morehead State (11/11/11)
FIELD GOAL PERCENTAGE	.567	(17-30)	at LSU (02/05/12)
	.516	(32-62)	at #3/3 Notre Dame (12/18/11)
3 PT FIELD GOALS MADE	6		at #24/rv South Carolina (01/15/12)
	6		SAMFORD (12/21/11)
3 PT FG ATTEMPTS	21		at Morehead State (11/11/11)
	19		#10/11 LOUISVILLE (12/04/11)
3 PT FG PERCENTAGE	1.000	(2-2)	ARKANSAS PINE BLUFF (12/11/11)
	.667	(2-3)	at LSU (02/05/12)
FREE THROWS MADE	25		at LSU (02/05/12)
	25		at #3/3 Notre Dame (12/18/11)
FREE THROW ATTEMPTS	36		at #3/3 Notre Dame (12/18/11)
	34		ARKANSAS (01/05/12)
FREE THROW PERCENTAGE	.864	(19-22)	at Middle Tennessee (12/28/11)
	.864	(19-22)	SAMFORD (12/21/11)
REBOUNDS	47		ALABAMA (01/29/12)
	44		at Florida (01/01/12)
	44		at #3/3 Notre Dame (12/18/11)
	44		SOUTHERN MISS (11/19/11)
ASSISTS	22		at #3/3 Notre Dame (12/18/11)
	15		at Middle Tennessee (12/28/11)
STEALS	12		at Morehead State (11/11/11)
	11		at Middle Tennessee (12/28/11)
BLOCKED SHOTS	9		at Auburn (01/26/12)
	7		at LSU (02/05/12)
	7		MISSISSIPPI STATE (01/08/12)
	7		at #3/3 Notre Dame (12/18/11)
	7		JACKSONVILLE STATE (11/15/11)
TURNOVERS	49		ARKANSAS PINE BLUFF (12/11/11)
	48		JACKSONVILLE STATE (11/15/11)
FOULS	32		ARKANSAS PINE BLUFF (12/11/11)
	25		at Morehead State (11/11/11)



THE STAT CREW SYSTEM
#7/7 Kentucky High/Low Analysis (as of Feb 10, 2012)
All games



#7/7 Kentucky - GAME LOWS

POINTS	51	at LSU (02/05/12)
	57	FLORIDA (01/22/12)
	58	at Middle Tennessee (12/28/11)
	59	at Florida (01/01/12)
	61	#6/7 TENNESSEE (01/12/12)
FIELD GOALS MADE	18	FLORIDA (01/22/12)
	20	at Middle Tennessee (12/28/11)
	20	#6/7 TENNESSEE (01/12/12)
FIELD GOAL ATTEMPTS	51	#10/11 LOUISVILLE (12/04/11)
	57	at Florida (01/01/12)
FIELD GOAL PERCENTAGE	.300 (18-60)	FLORIDA (01/22/12)
	.323 (20-62)	at Middle Tennessee (12/28/11)
3 PT FIELD GOALS MADE	2	at Middle Tennessee (12/28/11)
	2	at #24/rv South Carolina (01/15/12)
3 PT FG ATTEMPTS	8	at Florida (01/01/12)
	11	at #3/3 Notre Dame (12/18/11)
3 PT FG PERCENTAGE	.111 (2-18)	at Middle Tennessee (12/28/11)
	.154 (2-13)	at #24/rv South Carolina (01/15/12)
FREE THROWS MADE	5	at LSU (02/05/12)
	8	#6/5 DUKE (12/08/11)
FREE THROW ATTEMPTS	11	at LSU (02/05/12)
	15	#6/5 DUKE (12/08/11)
	15	at Florida (01/01/12)
FREE THROW PERCENTAGE	.440 (11-25)	NEBRASKA OMAHA (11/23/11)
	.455 (5-11)	at LSU (02/05/12)
REBOUNDS	26	at LSU (02/05/12)
	30	at #24/rv South Carolina (01/15/12)
ASSISTS	5	#6/7 TENNESSEE (01/12/12)
	8	at Middle Tennessee (12/28/11)
	8	at #15/14 Georgia (01/19/12)
STEALS	5	at #15/14 Georgia (01/19/12)
	6	ARKANSAS (01/05/12)
BLOCKED SHOTS	1	at Auburn (01/26/12)
	2	ARKANSAS PINE BLUFF (12/11/11)
	2	at #3/3 Notre Dame (12/18/11)
	2	at Middle Tennessee (12/28/11)
	2	OLE MISS (02/02/12)
	2	at LSU (02/05/12)
TURNOVERS	10	ARKANSAS PINE BLUFF (12/11/11)
	10	OLE MISS (02/02/12)
FOULS	13	OLE MISS (02/02/12)
	14	#6/5 DUKE (12/08/11)
	14	at Auburn (01/26/12)



THE STAT CREW SYSTEM
#7/7 Kentucky High/Low Analysis (as of Feb 10, 2012)
All games



Opponent - GAME LOWS

POINTS	25	JACKSONVILLE STATE (11/15/11)
	40	MISSISSIPPI STATE (01/08/12)
	41	OLE MISS (02/02/12)
	43	ARKANSAS PINE BLUFF (12/11/11)
	47	NORTHEASTERN (11/17/11)
FIELD GOALS MADE	9	JACKSONVILLE STATE (11/15/11)
	13	MISSISSIPPI STATE (01/08/12)
FIELD GOAL ATTEMPTS	30	at LSU (02/05/12)
	33	ARKANSAS PINE BLUFF (12/11/11)
FIELD GOAL PERCENTAGE	.220 (9-41)	JACKSONVILLE STATE (11/15/11)
	.277 (13-47)	MISSISSIPPI STATE (01/08/12)
3 PT FIELD GOALS MADE	1	MISSISSIPPI STATE (01/08/12)
	2	NORTHEASTERN (11/17/11)
	2	SOUTHERN MISS (11/19/11)
	2	SAM HOUSTON STATE (11/25/11)
	2	#6/5 DUKE (12/08/11)
	2	ARKANSAS PINE BLUFF (12/11/11)
	2	#6/7 TENNESSEE (01/12/12)
	2	ALABAMA (01/29/12)
	2	OLE MISS (02/02/12)
	2	at LSU (02/05/12)
3 PT FG ATTEMPTS	2	ARKANSAS PINE BLUFF (12/11/11)
	3	at LSU (02/05/12)
3 PT FG PERCENTAGE	.133 (2-15)	NORTHEASTERN (11/17/11)
	.190 (4-21)	at Morehead State (11/11/11)
FREE THROWS MADE	3	at Auburn (01/26/12)
	4	JACKSONVILLE STATE (11/15/11)
FREE THROW ATTEMPTS	7	at Auburn (01/26/12)
	10	JACKSONVILLE STATE (11/15/11)
	10	NEBRASKA OMAHA (11/23/11)
	10	#10/11 LOUISVILLE (12/04/11)
FREE THROW PERCENTAGE	.400 (4-10)	JACKSONVILLE STATE (11/15/11)
	.429 (3-7)	at Auburn (01/26/12)
REBOUNDS	20	SAMFORD (12/21/11)
	25	#10/11 LOUISVILLE (12/04/11)
ASSISTS	2	MISSISSIPPI STATE (01/08/12)
	4	ARKANSAS PINE BLUFF (12/11/11)
STEALS	2	ARKANSAS PINE BLUFF (12/11/11)
	2	SAMFORD (12/21/11)
	2	OLE MISS (02/02/12)
BLOCKED SHOTS	0	ARKANSAS PINE BLUFF (12/11/11)
	1	NORTHEASTERN (11/17/11)
	1	SAMFORD (12/21/11)
TURNOVERS	14	at #15/14 Georgia (01/19/12)
	19	ARKANSAS (01/05/12)
FOULS	13	SAMFORD (12/21/11)
	13	at LSU (02/05/12)



THE STAT CREW SYSTEM
 #7/7 Kentucky Player High/Low Analysis (as of Feb 10, 2012)
All games



#7/7 Kentucky - INDIVIDUAL GAME HIGHS

Points	34		MATHIES, A'dia vs #6/7 TENNESSEE (01/12/12)
	23		Mathies, A'dia vs #6/5 DUKE (12/08/11)
	23		Evans, Kastine at Morehead State (11/11/11)
	22		Goss, Bria at #15/14 Georgia (01/19/12)
	22		Snowden, Keyla vs MISSISSIPPI STATE (01/08/12)
Field Goals Made	11		MATHIES, A'dia vs #6/7 TENNESSEE (01/12/12)
	9		Mathies, A'dia vs #6/5 DUKE (12/08/11)
Field Goal Att.	22		Mathies, A'dia vs SOUTHERN MISS (11/19/11)
	20		MATHIES, A'dia vs #6/7 TENNESSEE (01/12/12)
FG Pct (min 5 made)	1.000	(6-6)	Drake, Samantha vs SAMFORD (12/21/11)
	.833	(5-6)	Conwright, Maegan at Auburn (01/26/12)
3-Point FG Made	5		Mathies, A'dia vs ARKANSAS (01/05/12)
	4		Snowden, Keyla vs MISSISSIPPI STATE (01/08/12)
	4		Mathies, A'dia vs #6/5 DUKE (12/08/11)
	4		Mathies, A'dia vs #10/11 Louisville (12/04/11)
	4		Snowden, Keyla vs MISSISSIPPI VALLEY S (11/27/11)
	4		Snowden, Keyla vs SAM HOUSTON STATE (11/25/11)
	4		Snowden, Keyla vs NORTHEASTERN (11/17/11)
3-Point FG Att.	10		Snowden, Keyla vs ARKANSAS PINE BLUFF (12/11/11)
	10		Mathies, A'dia vs SOUTHERN MISS (11/19/11)
3-Pt FG Pct (min 2 made)	1.000	(4-4)	Snowden, Keyla vs MISSISSIPPI VALLEY S (11/27/11)
	1.000	(3-3)	Goss, Bria vs ARKANSAS (01/05/12)
	1.000	(2-2)	Evans, Kastine vs FLORIDA (01/22/12)
	1.000	(2-2)	Mathies, A'dia at Florida (01/01/12)
Free Throws Made	10		MATHIES, A'dia vs #6/7 TENNESSEE (01/12/12)
	9		Snowden, Keyla vs FLORIDA (01/22/12)
Free Throw Att.	12		Snowden, Keyla vs FLORIDA (01/22/12)
	11		MATHIES, A'dia vs #6/7 TENNESSEE (01/12/12)
	11		Mathies, A'dia vs #10/11 Louisville (12/04/11)
FT Pct (min 3 made)	1.000	(8-8)	Evans, Kastine vs ARKANSAS (01/05/12)
	1.000	(6-6)	Mathies, A'dia vs OLE MISS (02/02/12)
	1.000	(6-6)	Henderson, Brittany vs ARKANSAS PINE BLUFF (12/11/11)
	1.000	(4-4)	SNOWDEN, Keyla vs #6/7 TENNESSEE (01/12/12)
	1.000	(4-4)	Snowden, Keyla vs MISSISSIPPI STATE (01/08/12)
	1.000	(4-4)	Snowden, Keyla at Middle Tennessee (12/28/11)
	1.000	(4-4)	Evans, Kastine vs SAMFORD (12/21/11)
	1.000	(4-4)	Drake, Samantha vs #10/11 Louisville (12/04/11)
	1.000	(3-3)	Mathies, A'dia vs SAMFORD (12/21/11)
	1.000	(3-3)	Goss, Bria vs NORTHEASTERN (11/17/11)
	1.000	(3-3)	Goss, Bria at Morehead State (11/11/11)
Rebounds	15		Walker, Samarie at Auburn (01/26/12)
	13		Drake, Samantha vs SAM HOUSTON STATE (11/25/11)
Assists	7		Conwright, Maegan vs JACKSONVILLE STATE (11/15/11)
	6		Smith, Amber at #24/rv South Carolina (01/15/12)
	6		Mathies, A'dia vs ARKANSAS (01/05/12)
	6		Smith, Amber vs #10/11 Louisville (12/04/11)
	6		Smith, Amber vs SAM HOUSTON STATE (11/25/11)
Steals	9		Mathies, A'dia vs NEBRASKA OMAHA (11/23/11)
	7		Evans, Kastine vs OLE MISS (02/02/12)
Blocked Shots	4		Bishop, Azia vs #6/5 DUKE (12/08/11)
	3		Walker, Samarie vs FLORIDA (01/22/12)
	3		Mathies, A'dia at #24/rv South Carolina (01/15/12)
	3		Bishop, Azia at #24/rv South Carolina (01/15/12)



THE STAT CREW SYSTEM
 #77 Kentucky Opponent High/Low Analysis (as of Feb 10, 2012)
All games



OPPONENT INDIVIDUAL GAME HIGHS

Points	24		ANDERSON, Paige vs SAMFORD (12/21/11)
	23		Elie, Icelyn at Middle Tennessee (12/28/11)
	23		NOVOSEL, Natalie at #3/3 Notre Dame (12/18/11)
Field Goals Made	22		DANIELS, Ashley vs ARKANSAS (01/05/12)
	22		CAREY, Tanecka vs SOUTHERN MISS (11/19/11)
	9		Elie, Icelyn at Middle Tennessee (12/28/11)
Field Goal Att.	8		DANIELS, Ashley vs ARKANSAS (01/05/12)
	8		Elizabeth Williams vs #6/5 DUKE (12/08/11)
	8		CAREY, Tanecka vs SOUTHERN MISS (11/19/11)
Field Goal Att.	18		Jones, Kortni at Middle Tennessee (12/28/11)
	18		SCHIMMEL, Shoni vs #10/11 Louisville (12/04/11)
	18		Thomas, Sequeena vs SAM HOUSTON STATE (11/25/11)
FG Pct (min 5 made)	18		CAREY, Tanecka vs SOUTHERN MISS (11/19/11)
	.875	(7-8)	BAUGH, Vicki vs #6/7 TENNESSEE (01/12/12)
	.833	(5-6)	Jennings, Morgan at Auburn (01/26/12)
3-Point FG Made	.833	(5-6)	ANDERSON, Paige vs SAMFORD (12/21/11)
	.833	(5-6)	ACHONWA, Natalie at #3/3 Notre Dame (12/18/11)
	.833	(5-6)	PLUMMER, Sedreka vs SOUTHERN MISS (11/19/11)
3-Point FG Att.	4		Jones, Kortni at Middle Tennessee (12/28/11)
	3		Alverson, Blanche at Auburn (01/26/12)
	3		WALKER, Ieasia at #24/rv South Carolina (01/15/12)
3-Point FG Att.	3		KETCHAM, Ruth vs SAMFORD (12/21/11)
	3		SCHIMMEL, Shoni vs #10/11 Louisville (12/04/11)
	12		SCHIMMEL, Shoni vs #10/11 Louisville (12/04/11)
3-Pt FG Pct (min 2 made)	10		Jones, Kortni at Middle Tennessee (12/28/11)
	1.000	(2-2)	WHITE, Sancheon at #24/rv South Carolina (01/15/12)
	1.000	(2-2)	RICKETTS, C'eira vs ARKANSAS (01/05/12)
Free Throws Made	12		ANDERSON, Paige vs SAMFORD (12/21/11)
	8		NOVOSEL, Natalie at #3/3 Notre Dame (12/18/11)
	14		ROBINSON, Dominique vs ARKANSAS (01/05/12)
Free Throw Att.	14		ANDERSON, Paige vs SAMFORD (12/21/11)
	1.000	(8-8)	NOVOSEL, Natalie at #3/3 Notre Dame (12/18/11)
	1.000	(6-6)	BARRETT, LaSondra at LSU (02/05/12)
FT Pct (min 3 made)	1.000	(6-6)	WEBB, Adrienne at LSU (02/05/12)
	1.000	(6-6)	DANIELS, Ashley vs ARKANSAS (01/05/12)
	1.000	(4-4)	Faleru, Tia vs OLE MISS (02/02/12)
Rebounds	1.000	(4-4)	Crosby, Kyra vs ALABAMA (01/29/12)
	1.000	(4-4)	STRICKLEN, Shekinna vs #6/7 TENNESSEE (01/12/12)
	1.000	(4-4)	Cason, Shanice at Middle Tennessee (12/28/11)
Assists	1.000	(4-4)	REECE, Taylor vs SAMFORD (12/21/11)
	1.000	(4-4)	SMITH, Ka'Neshia vs MISSISSIPPI VALLEY S (11/27/11)
	1.000	(3-3)	WALKER, Ieasia at #24/rv South Carolina (01/15/12)
Steals	1.000	(3-3)	Okwumabua, Chigozi. vs ARKANSAS PINE BLUFF (12/11/11)
	20		HARRIS, Ashar at Morehead State (11/11/11)
	13		PETERS, Devereaux at #3/3 Notre Dame (12/18/11)
Assists	11		DIGGINS, Skylar at #3/3 Notre Dame (12/18/11)
	7		Armstrong, Anne Marie at #15/14 Georgia (01/19/12)
	7		FAULKNER, Jamierra vs SOUTHERN MISS (11/19/11)
Steals	5		Stewart, Azania at Florida (01/01/12)
	4		KENNEY, Jeanne at LSU (02/05/12)
	4		Jones, Kortni at Middle Tennessee (12/28/11)
Steals	4		SCHIMMEL, Shoni vs #10/11 Louisville (12/04/11)
	4		SMITH, Ka'Neshia vs MISSISSIPPI VALLEY S (11/27/11)

	4	ITUEN, Tyler at Morehead State (11/11/11)
Blocked Shots	5	WATKINS, Sarah vs ARKANSAS (01/05/12)
	4	Kelly, Taijhe vs NEBRASKA OMAHA (11/23/11)
Turnovers	15	Nash, Jamie vs NEBRASKA OMAHA (11/23/11)
	11	CAREY, Tanecka vs SOUTHERN MISS (11/19/11)
Fouls	5	Daniels, Aneesah vs ALABAMA (01/29/12)
	5	Crosby, Kyra vs ALABAMA (01/29/12)
	5	Armstrong, Anne Marie at #15/14 Georgia (01/19/12)
	5	SUTTON, La'Keisha at #24/rv South Carolina (01/15/12)
	5	PETERS, Devereaux at #3/3 Notre Dame (12/18/11)
	5	Gentry, Jenise vs ARKANSAS PINE BLUFF (12/11/11)
	5	Vaden, Corredur vs ARKANSAS PINE BLUFF (12/11/11)
	5	Okwumabua, Chigozi. vs ARKANSAS PINE BLUFF (12/11/11)
	5	Tunstull, Jewel vs NORTHEASTERN (11/17/11)
	5	MCCARTHY, Amanda vs JACKSONVILLE STATE (11/15/11)