



2019-20 FACTBOOK



TABLE OF CONTENTS

2019-20 TEAM INFORMATION

Table of Contents	2
Quick Facts	3
Numerical/Alphabetical Rosters	4
TV/Radio Chart	5
Team Photo/Support Staff	6-7
2019-20 Schedule	8
History and Traditions	9
Memorial Coliseum	10-11
Rupp Arena	12-13

2018-19 REVIEW

2018-19 Game-by-Game Results	14
2018-19 Final Stats	15
2018-19 Superlatives/Team Highs and Lows	16
2018-19 Game-by-Game Team Stats	17
2018-19 Departed Seniors	18-20
2018-19 Game-by-Game Reviews	20-28
2018-19 SEC Standings	28

RECORDS/HISTORY

All-Time Letterwinners	29
All-Time Roster by State	30-31
Cats by the Numbers	32
All-Time Coaches	33
All-Time Assistants	34
All-Time Teams	35-40
Cats in the WNBA/Professional Ranks	41
Cats Represent America	42
Retired Jersey - Valerie Still	43
Year-by-Year Team Stats	44-47
UK Career Records	48-49
Top-10 Team Season Performances	50
Top-10 Team Single-Game Performances	51
Individual Single-Season Records	52

Individual Single-Game Records	53
Scoring - Total Points	54
Year-by-Year Scoring	55
Field Goals	56
Three-Point Field Goals	57
Free Throws	58
Rebounds	59
Assists	60
Blocks	61
Steals	62
Streaks	63
Miscellaneous Records	64-66
Double-Doubles	67-72
UK Freshman Records	73
Year-by-Year Results	74
All-Time Results	75-84
Records vs. Major Conferences	85
Scores vs. All Opponents	86-91
UK in the National Rankings	92-98
UK in Regular-Season Tournaments	99-101
UK in the SEC	102
UK Records in SEC Tournament	103
UK Records in NCAA Tournament	104
UK NCAA Tournament Game-by-Game	105-106
All-time NCAA Tournament Teams	107-111
UK in the WNIT	112-113
Individual Honors	114-116
1,000-point Club	117-121
Kentucky Women's Basketball Timeline	122-141

MEDIA INFORMATION

Media Policies and Procedures	142-143
-------------------------------	---------

To obtain additional copies of the 2019-20 Kentucky Women's Basketball Fact Book, contact the UK Media Relations office at 859-257-3838

CREDITS

The 2019-20 Kentucky Women's Basketball Fact Book was published by the University of Kentucky Athletics Department, Mitch Barnhart, Director.

UK ATHLETICS DEPARTMENT

Joe Craft Center • 338 Lexington Ave.
Lexington, Ky 40506-0604 • 859-257-8000

Written & Compiled

Susan Lax, Evan Crane, Chloe Smith, Weston Pletcher, Chris Shoals, Metz Camfield, Karlie Kinneer, Cami Moore

Editors

Susan Lax, Evan Crane, Cami Moore, Guy Ramsey, Chris Shoals, Karlie Kinneer

Editorial Assistants

Cory Weigel, Metz Camfield, Kevin Britton, Sean Cartell, Evan Crane, Melanie Curtsinger, Rachel Smith, Kris Reid

Cover Design and Layout

Nathan Huff

Photography Credits

Pete Camagna, Chet White, Britney Howard, Elliott Hess, Barry Westerman, Lexington Herald-Leader, WNBA Photo Services, Fernando Medina, Team Coyle (David Coyle, Joseph Rey Au, David Robertson, George Green, Bill Patterson and Ken Weaver), USA Basketball, Chuck Perry, Victoria Graff, AP/Wide World, Kentucky Tourism, UK Public Relations, Susan Lax, Matt Steinke, NCAA, SEC, UK team and coaches

Special Thanks

UK Public Relations, Kelley Bozeman, Beth Hanna, Kathy Laws, Molly Mazzolini





2019-20 KENTUCKY WBB QUICK FACTS

General Information

Location Lexington, Ky.
 Enrollment 30,277
 Founded 1865
 Colors Blue (PMS 286) & White
 Nickname Wildcats
 Conference Southeastern
 Arena Memorial Coliseum (8,000)
 All-Time Record In Arena (Years) 448-157 (.740)
 (44 years - does not include '74-75 season)
 Memorial Coliseum Press Row 859-323-5900
 Joe Craft Center Ticket Office 859-928-CATS
 Web site ukathletics.com
 Twitter/Instagram @KentuckyWBB
 Facebook facebook.com/KentuckyWBB

Administration

President Dr. Eli Capilouto (Alabama, 1971)
 Faculty Rep. Joseph L. Fink III
 (Philadelphia College of Pharmacy & Science, 1970)
 Athletics Director Mitch Barnhart (Ottawa, 1981)
 Senior Woman Admin. Sandy Bell (George Peabody College, 1970)
 Athletics Phone Number (859) 257-8000

Media Relations Information

Basketball Contact Evan Crane (Kentucky, 2010)
 Associate Media Relations Director
 E-mail wesley.crane@uky.edu
 Office Phone 859-257-8431
 Cell Phone 270-559-8120
 Office Fax 859-323-4310
 Office Address Joe Craft Center, 338 Lexington Avenue
 Lexington, KY 40506-0604
 Assistant Basketball Contact Cami Moore (Kentucky, 2018)
 E-mail camiran.moore@uky.edu
 Office Phone/Cell Phone: 859-257-3838/859-396-0368

Women's Basketball Staff

Head Coach Matthew Mitchell (Mississippi State, 1995)
 Overall Collegiate Coaching Record 311-154 (.668) (15th season)
 Morehead State 30-29 (.508) (Two seasons)
 Kentucky 281-125 (.692) (13th season)
 Associate Head Coach Kyra Elzy (4th season/8th overall at UK)
 (Tennessee 1999, 2001)
 Assistant Coach Niya Butts (4th season/9th overall at UK)
 (Tennessee 2000, Tennessee Tech 2002)
 Assistant Coach Amber Smith (2nd season/9th overall at UK)
 (Kentucky, 2011)
 Special Assistant to the Head Coach Lin Dunn (UT Martin, 1969)
 Asst. AD/Women's BB Ops Amy Tilley (Kentucky, 2007/EKU, 2014)
 Sr. Assoc. AD/WBB Admin Rachel Baker (Berea, 1999; OSU, 2001)
 Director of Player Development Daniel Boice (Arizona 2014, 2016)
 Director of Recruiting Asiya Foy (Radford, 2016; SEMO, 2018)
 Recruiting Assistant Jackie Clark (Kentucky, 2015 & 2017)
 Staff Support Associate Carrie Marshall (Kentucky, 2003)
 Coaching Video Coordinator: Tony Nakashima (Pacific Union)
 Creative Director Kim Troxall (SCAD, 1994)
 Sr. Athletic Trainer Courtney Jones (Purdue, 2001)
 Strength Coach John Spurlock (Hanover College, 2005)
 Nutrition Coach Monica Fowler (Kentucky, 2010)
 Team Physician Dr. Robert Hosey (Virginia Tech, 1989)
 Equipment Manager Kortez Wilson (Kentucky, 2014 & 2016)
 Office Phone 859-257-6046

2018-19 Review

Record 25-8
 Home 15-3

2019-20 PREVIEW

Letterwinners Returning/Lost: 11/4

Starters Returning/Lost: 3/2

Newcomers: 3

Starters Returning (3)

No.	Player	POS	HT	CL	Ppg.	Rpg.
3	KeKe McKinney	F	6-1	Jr.	4.3	4.9
14	Tatyana Wyatt	F	6-2	Jr.	6.9	3.8
10	Rhyne Howard	G	6-2	So.	16.4	6.6

Starters Lost (2)

4	Maci Morris	G	6-0	Sr.	45.1	3.1
24	Taylor Murray	G	5-6	Sr.	12.4	3.6

Other Players Returning (8)

No.	Player	POS	HT	CL	Ppg.	Rpg.
21	Ogechi Anyagaligbo	F	6-1	Sr.	2.5	3.0
32	Jaida Roper	G	5-6	Sr.	6.5	1.9
12	Amanda Paschal	G	5-7	Sr.	3.6	2.3
23	Kameron Roach	G	5-6	Jr.	0.8	0.8
5	Blair Green	G	6-0	So.	5.3	2.0
15	Chasity Patterson%	G	5-5	Jr.	----	----
44	Nae Nae Cole^	C	6-3	Sr.	----	----
1	Sabrina Haines^	G	5-10	Sr.	----	----

Other Players Lost (3)

No.	Player	POS	HT	CL	Ppg.	Rpg.
0	LaShae Halsel	F	6-0	Sr.	0.4	0.2
2	Paige Poffenberger&	G	5-8	Sr.	0.0	0.0
20	Dorie Harrison	F/C	6-3	So.	0.0	0.0

Newcomers (3)

No.	Player	POS	CL	HT	Hometown
11	Deasia Merrill	F	Fr.	6-1	Villa Rica, Ga.
34	Emma King	G	Fr.	5-10	Stanford, Ky.
44	Dre'una Edwards#	F	So.	6-2	Las Vegas, Nev.

^ denotes missed 2018-19 season due to transfer; % denotes player will be eligible after the 2019 fall semester; # denotes will miss the 2019-20 season due to NCAA transfer rules; & denotes player medically retired.

Away 6-4
 Neutral 4-1
 SEC (Finish) 11-5 (4th)
 SEC Tournament (Record) SEC Tournament Quarterfinals (0-1)
 lost to Missouri, 68-70ot, quarterfinals
 NCAA (Record) NCAA Tournament Second Round (1-1)
 defeated Princeton, 82-77, first round
 lost to NC State, 72-57, second round
 Final Poll Rankings No. 17 AP | No. 21 ESPN/USA Today
 Final Attendance Ranking No. 18 (NCAA)

UK Radio Network

Broadcast Info UK Radio Network
 Play-by-Play Announcer Darren Headrick (3rd season)

UK Videotape Footage

UK Sports Video 859-257-4830

History

Seasons of Basketball Entering 46th season
 All-Time Record: 823-540 (.6030)
 All-Time SEC Record (regular-season games only): 216-257 (.457)
 All-Time SEC Tournament Record: 35-40 (.466)
 SEC Titles: Two (2012 and 1982)
 NCAA Tournament Appearances: 15 (Last in 2019)
 NCAA Tournament Record: 21-15 (.583)





2019-20 KENTUCKY WBB ROSTER

NUMERICAL

No.	Name	Pos.	Cl.	Ht.	Hometown/High School/Previous College
1	Sabrina Haines	G	RSr.	5-10	Phoenix, Ariz./Desert Vista HS/Arizona State
3	KeKe McKinney	F	Jr.	6-1	Knoxville, Tenn./Fulton HS
5	Blair Green	G	So.	6-0	Harlan, Ky./Harlan County HS
10	Rhyne Howard	G	So.	6-2	Cleveland, Tenn./Bradley Central HS
11	Deasia Merrill	F	Fr.	6-1	Villa Rica, Ga./Villa Rica HS
12	Amanda Paschal	G	RSr.*	5-7	Brooklyn, N.Y./Chipleigh HS/Gulf Coast State
14	Tatyana Wyatt	F	Jr.	6-2	Columbus, Ga./Columbus HS
15#	Chasity Patterson	G	Jr.	5-5	Houston, Texas/North Shore/Texas
21	Ogechi Anyagaligbo	F	RSr.*	6-1	Miami, Fla./Miami Country Day/Stony Brook
23	Kameron Roach	G	Jr.	5-6	Hopkins, S.C./Lower Richland HS
32	Jaida Roper	G	Sr.	5-6	Memphis, Tenn./Houston HS
34	Emma King	G	Fr.	5-10	Stanford, Ky./Lincoln County HS
44	Nae Nae Cole	C	RSr.*	6-3	Gainesville, Va./Paul VI HS/NC State
44%	Dre'una Edwards	F	So.	6-2	Las Vegas, Nev./Liberty HS/Utah

ALPHABETICAL

No.	Name	Pos.	Cl.	Ht.	Hometown/High School/Previous College
21	Ogechi Anyagaligbo	F	RSr.*	6-1	Miami, Fla./Miami Country Day/Stony Brook
44	Nae Nae Cole	C	RSr.*	6-3	Gainesville, Va./Paul VI HS/NC State
44%	Dre'una Edwards	F	So.	6-2	Las Vegas, Nev./Liberty HS/Utah
5	Blair Green	G	So.	6-0	Harlan, Ky./Harlan County HS
1	Sabrina Haines	G	RSr.	5-10	Phoenix, Ariz./Desert Vista HS/Arizona State
10	Rhyne Howard	G	So.	6-2	Cleveland, Tenn./Bradley Central HS
34	Emma King	G	Fr.	5-10	Stanford, Ky./Lincoln County HS
3	KeKe McKinney	F	Jr.	6-1	Knoxville, Tenn./Fulton HS
11	Deasia Merrill	F	Fr.	6-1	Villa Rica, Ga./Villa Rica HS
12	Amanda Paschal	G	RSr.*	5-7	Brooklyn, N.Y./Chipleigh HS/Gulf Coast State
15#	Chasity Patterson	G	Jr.	5-5	Houston, Texas/North Shore/Texas
23	Kameron Roach	G	Jr.	5-6	Hopkins, S.C./Lower Richland HS
32	Jaida Roper	G	Sr.	5-6	Memphis, Tenn./Houston HS
14	Tatyana Wyatt	F	Jr.	6-2	Columbus, Ga./Columbus HS

% denotes player will sit out 2019-20 season due to NCAA transfer rules; # denotes player will be eligible after the 2019 fall semester; * denotes player has already graduated from UK with a bachelor's degree

Coaching Staff

Head Coach: Matthew Mitchell (Mississippi State, 1995) – 15th season, 13th as Kentucky Head Coach
Associate Head Coach: Kyra Elzy (Tennessee, 1999, 2001) – 4th season, 8th at Kentucky
Assistant Coach: Niya Butts (Tennessee, 2000; Tennessee Tech, 2002) – 4th season, 9th at Kentucky
Assistant Coach: Amber Smith (Kentucky, 2011) – 2nd season, 9th at Kentucky (player/support staff)

Support Staff

Assistant Athletics Director/Women's Basketball: Amy Tilley (Kentucky, 2007; ECU, 2011 & 2014)
Special Assistant to the Head Coach: Lin Dunn (UT Martin, 1969)
Sr. Associate AD/Women's Basketball Admin.: Rachel Baker (Berea College, 1999; Ohio State, 2001)
Director of Recruiting: Aisha Foy (Radford, 2016; Southeast Missouri State, 2018)
Recruiting Assistant: Jackie Clark (Kentucky, 2015; Kentucky, 2017)
Director of Player Development: Daniel Boice (Arizona, 2014, 2016)
Coaching Video Coordinator: Tony Nakashima (Pacific Union, 2010)
Staff Support Associate: Carrie Marshall (Kentucky, 2003)
Creative Director: Kim Troxall (SCAD, 1994)
Senior Athletic Trainer: Courtney Jones (Purdue, 2001)
Nutrition Coach: Monica Fowler (Kentucky, 2010)
Team Physician: Dr. Robert Hosey (Virginia Tech, 1989)
Strength & Conditioning Coach: John Spurlock (Hanover College, 2005)
Academic Counselor: Tiffany Hayden (Kentucky, 2001; Louisville, 2009)
Communications and PR Director: Evan Crane (Kentucky, 2010)
Communications and PR Assistant: Cami Moore (Kentucky, 2018)
Equipment Manager: Kortez Wilson (Kentucky, 2014)

BY CLASS

Seniors (5)

Ogechi Anyagaligbo
 Nae Nae Cole
 Sabrina Haines
 Amanda Paschal
 Jaida Roper

Juniors (4)

KeKe McKinney
 Chasity Patterson
 Kameron Roach
 Tatyana Wyatt

Sophomores (3)

Dre'una Edwards
 Blair Green
 Rhyne Howard

Freshmen (2)

Emma King
 Deasia Merrill

BY HEIGHT

5-5	Chasity Patterson
5-6	Jaida Roper
	Kameron Roach
5-7	Amanda Paschal
5-10	Sabrina Haines
	Emma King
6-0	Blair Green
6-1	Ogechi Anyagaligbo
	KeKe McKinney
	Deasia Merrill
6-2	Tatyana Wyatt
	Rhyne Howard
	Dre'una Edwards
6-3	Nae Nae Cole

PRONUNCIATION

Ogechi Anyagaligbo

(oh-GECH-ee on-ya-gull-LEE-bo)

Jaida Roper (JAY-duh)

Tatyana Wyatt (TOT-e-on-uh)

Amanda Paschal (PAS-kel)

Rhyne Howard (pronounced like RYAN)



2019-20 RADIO/TELEVISION CHART




SABRINA HAINES **1**

5-10 – R-Sr. – TR – G
Phoenix, Ariz.
(Arizona St./Desert Vista HS)



KEKE MCKINNEY **3**

6-1 – Jr. – F
Knoxville, Tenn.
(Fulton HS)



BLAIR GREEN **5**

6-0 – So. – G
Harlan, Ky.
(Harlan County HS)



RHYNE HOWARD **10**

6-2 – So. – G
Cleveland, Tenn.
(Bradley Central HS)



DEASIA MERRILL **11**

6-1 – Fr. – F
Villa Rica, Ga.
(Villa Rica HS)



AMANDA PASCHAL **12**

5-7 – R-Sr. – G
Brooklyn, N.Y.
(Chipley HS/Gulf Coast St. JC)



TATYANA WYATT **14**

6-2 – Jr. – F
Columbus, Ga.
(Columbus HS)



CHASITY PATTERSON **15**

5-5 – Jr. – T – G
Houston, Texas
(North Shore HS/Texas)



OGECHI ANYAGALIGBO **21**

6-1 – R-Sr. – F
Miami, Fla.
(Miami County Day HS/Stony Brook)



KAMERON ROACH **23**

5-6 – Jr. – G
Hopkins, S.C.
(Lower Richland HS)



JAIDA ROPER **32**

5-6 – Sr. – G
Memphis, Tenn.
(Houston HS)



EMMA KING **34**

5-10 – Fr. – G
Stanford, Ky.
(Lincoln County HS)



NAE NAE COLE **44**

6-3 – R-Sr. – TR – C
Gainesville, Va.
(NC State/Paul VI HS)



DRE'UNA EDWARDS **44**

6-2 – So. – F
Las Vegas, Nev.
(Liberty HS/Utah)



MATTHEW MITCHELL **HC**

Head Coach
13th Season
Louisville, Miss.



KYRA ELZY **AHC**

Associate Head Coach
(8th overall at UK)
LaGrange, Ky.



NIYA BUTTS **AC**

Assistant Coach
(9th overall at UK)
Americus, Ga.



AMBER SMITH **AC**

Assistant Coach
(9th overall at UK)
Winter Haven, Fla.



AMY TILLEY **AAD**

Asst. AD/Director of Ops.
(10th overall at UK)
Somerset, Ky.



2019-20 TEAM PHOTO



Front (L-R): Ogechi Anyagaligbo, Emma King, Sabrina Haines, Jaida Roper, Matthew Mitchell, Amanda Paschal, Chasity Patterson, Kameron Roach, Blair Green; **Middle (L-R):** Aisha Foy, Amy Tilley, Amber Smith, Rhyne Howard, Tatyana Wyatt, KeKe McKinney, Nae Nae Cole, Dre'una Edwards, Deasia Merrill, Niya Butts, Kyra Elzy, Kortez Wilson; **Back (L-R):** Harrison Roberts, Kim Troxall, Courtney Jones, Dashaun Williams, Maddy Davis, Rachael Blackburn, Tiffany Hayden, Carrie Marshall, Mariah Osborne, Daniel Boice, Jackie Wood, JT Orem

2019-20 SUPPORT STAFF



**RACHEL
BAKER**

Executive Associate AD/
Women's Basketball
Administrator



**SANDY
BELL**

Executive Associate AD/
SWA & Student Develop-
ment



**RACHAEL
BLACKBURN**

Manager



**DANIEL
BOICE**

Director of Player
Development



**EVAN
CRANE**

Assoc. Director Athletics
Communications and
Public Relations



2019-20 SUPPORT STAFF



MADDY
DAVIS

Manager



LIN
DUNN

Special Assistant to the
Head Coach



AISHA
FOY

Director of Recruiting



TIFFANY
HAYDEN

Academic Counselor
WBB/Rifle/WTEN



DR. ROBERT
HOSEY

Head Team Physician



KIM
IRWIN

Director of Ticket Systems
& Finance



COURTNEY
JONES

Sr. Athletic Trainer
(WBB, Rifle)



KATIE
KISSEL

Associate Director of Opera-
tions - Camps/
Memorial Coliseum



CARRIE
MARSHALL

Staff Support Associate



CAMI
MOORE

Athletics Communications
and Public Relations
Assistant



TONY
NAKASHIMA

Coaching Video
Coordinator



JT
OREM

Manager



MARIAH
OSBORNE

Manager



HARRISON
ROBERTS

Student Athletic
Trainer



KATE
STOESS

Marketing Director



JOHN
SPURLOCK

Director of Strength &
Conditioning, Olympic
Sports



KIM
TROXALL

Creative Director
WBB



DASHA
WILLIAMS

Manager



KORTEZ
WILSON

Equipment Manager
WBB



JACKIE
WOOD

Recruiting Assistant



2019-20 SCHEDULE

<u>Date</u>	<u>Opponent</u>	<u>TV</u>	<u>Site</u>	<u>Time</u>
OCT. 30	SOUTHERN INDIANA [EXH]		LEXINGTON, KY.	7 P.M.
NOV. 5	MOUNT ST. MARY'S	SEC NETWORK+	LEXINGTON, KY.	7 P.M.
Nov. 10	at Middle Tennessee		Murfreesboro, Tenn.	3 p.m.
NOV. 13	STETSON	SEC NETWORK+	LEXINGTON, KY.	7 P.M.
Nov. 16	at Virginia	ACCN Extra	Charlottesville, Va.	5 p.m.
NOV. 21	MOREHEAD STATE	SEC NETWORK+	LEXINGTON, KY.	7 P.M.
NOV. 26	GRAMBLING STATE	SEC NETWORK+	LEXINGTON, KY.	7 P.M.
DEC. 1	AUSTIN PEAY	SEC NETWORK	LEXINGTON, KY.	4 P.M.
DEC. 4	CHARLOTTE	SEC NETWORK+	LEXINGTON, KY.	11 A.M.
DEC. 8	SAMFORD	SEC NETWORK+	LEXINGTON, KY.	2 P.M.
DEC. 11	WINTHROP	TBD	LEXINGTON, KY. – RUPP ARENA	7 P.M.
DEC. 15	LOUISVILLE	ESPN	LEXINGTON, KY. – RUPP ARENA	1 P.M.
Dec. 21	at California		Berkeley, Calif.	7 p.m.
Jan. 2	at South Carolina*	SECN Whip.	Columbia, S.C.	7:40 p.m.
JAN. 5	TENNESSEE*	SECN/ESPN2	LEXINGTON, KY.	4 p.m.
Jan. 9	at Alabama*	SEC Network+	Tuscaloosa, Ala.	8 p.m.
Jan. 12	at Florida*	ESPNU	Gainesville, Fla.	Noon
JAN. 16	TEXAS A&M*	SEC NETWORK	LEXINGTON, KY.	6:30 P.M.
Jan. 19	at LSU*	SEC Network	Baton Rouge, La.	2 p.m.
JAN. 27	AUBURN*	SEC NETWORK	LEXINGTON, KY.	7 P.M.
Jan. 30	at Missouri*	SEC NETWORK	Columbia, Mo.	7 p.m.
FEB. 2	FLORIDA*	SEC NETWORK	LEXINGTON, KY.	1 P.M.
FEB. 6	ALABAMA*	SEC NETWORK+	LEXINGTON, KY.	7 P.M.
Feb. 9	at Arkansas*	ESPN2	Fayetteville, Ark.	4 p.m.
FEB. 16	MISSISSIPPI STATE*	ESPN2	LEXINGTON, KY.	5 P.M.
Feb. 20	at Ole Miss*	SEC Network+	Oxford, Miss.	8 p.m.
FEB. 23	SOUTH CAROLINA*	SECN/ESPN2	LEXINGTON, KY.	2 P.M.
FEB. 27	GEORGIA*	SEC NETWORK+	LEXINGTON, KY.	7 P.M.
March 1	at Vanderbilt*	SECN Whip.	Nashville, Tenn.	2:05 p.m.
March 4-8	SEC Tournament (N1)	SECN/ESPNU/2	Greenville, S.C.	TBD
March 20-23	NCAA First & Second Rounds (N2)	Top 16 seeds sites	TBD	
March 27-30	NCAA Regionals (N3)	Predetermined sites	TBD	
April 3 & 5	NCAA Final Four (N4)	New Orleans, La.	TBD	

* denotes SEC game; SEC Whip. = SEC Network Whiparound Coverage or all games (full game on SECN+)

All game times are EASTERN STANDARD TIME and subject to change due to TV selection.

All home games are ALL CAPS and will be played at Memorial Coliseum unless noted otherwise.

N1 – SEC Tournament – Greenville, S.C. (Bon Secours Wellness Arena); N2 – NCAA First & Second Rounds – TBD; N3 – NCAA Regionals – Greenville, S.C. (Bon Secours Wellness Arena), Fort Wayne, Ind. (Allen County War Memorial Coliseum), Portland, Ore. (Moda Center), Dallas, Texas (Moody Coliseum); N4 – NCAA Final Four – New Orleans, La. (Smoothie King Center)



HISTORY AND TRADITIONS

KENTUCKY FIGHT SONG

On, on U of K,
we are right for the fight today,
Hold that ball and hit that line,
Every Wildcat star will shine,
We'll fight, fight, fight,
For the blue and white,
As we roll to that goal, varsity,
And we'll kick, pass and run,
'til the battle is won,
And we'll bring home the victory.

MY OLD KENTUCKY HOME

The sun shines bright
on my old Kentucky home,
'Tis summer, the people are gay;
The corntop's ripe
and the meadow's in the bloom,
While the birds make music all the day.
(Chorus)
Weep no more, my lady!
Oh! Weep no more today!
We will sing one song
for my old Kentucky home,
For my old Kentucky home far away.
The young folks roll
on the little cabin floor,
All merry, all happy, and bright;
By-n-by hard times
come a-knocking at the door,
Then my old Kentucky home, good-
night!

UK ALMA MATER

Hail Kentucky, Alma Mater!
Loyal sons and daughters sing;
Sound her praise with voice united;
To the breeze her colors fling.
To the Blue and White be true;
Badge triumphant age on age;
Blue, the sky that o'er us bends;
White, Kentucky's stainless page.

WILDCATS NICKNAME

The nickname "Wildcats" became synonymous with UK shortly after a 6-2 football victory at Illinois on Oct. 9, 1909. Commandant Philip Carbusier, then head of the military department, told a group of students in a chapel service following the game that the Kentucky football team had "fought like wildcats." The nickname grew in popularity and was adopted by the university.

MASCOTS

The Wildcat mascot originated during the 1976-77 year at Kentucky. Gary Tanner was the original Wildcat, entertaining fans at Commonwealth Stadium, Rupp Arena and Memorial Coliseum during athletic events. Today, the Wildcat mascot also attends academic functions and generally serves as a friendly ambassador for the University. Scratch, another costumed mascot, was unveiled in August of 1996. During UK games, the Wildcat and Scratch entertain with enthusiastic dances and cheers. In the past, UK had a live wildcat mascot that has resided in the Kentucky Department of Fish and Wildlife's Salato Wildlife Center three miles west of Frankfort on US 60. The most recent live mascot was named "Blue." Through the years, UK has had other official live mascots with colorful names. Records indicate that the first wild animal, named "Tom," was given to the University in 1921. Other live mascots followed, including "TNT," "Whiskers," "Hot Tamale" and "Colonel."

SINGING THE FIGHT SONG

Matthew Mitchell introduced a new tradition to the Kentucky women's basketball team when he became the head coach in 2007. After each victory, the Wildcats gather at mid-court and sing the UK Fight Song with the fans.

CHEER AND DANCE TEAMS

The UK Cheer and Dance programs are recognized as two of the finest programs in America. On the UK campus, they are recognized as some of the finest athletes in the University's sports programs, and as public relations ambassadors of UK and the entire Commonwealth of Kentucky. The Kentucky cheerleading squad won an unprecedented 24th national cheerleading championship in 2019 at the competition sponsored by the Universal Cheerleaders Association.

100% GRADUATION RATE

Kentucky has a 100% graduation rate under head coach Matthew Mitchell and have secured a team GPA better than 3.0 each of the last 12 semesters.

SENIOR DAY

Senior Day at Kentucky has become one of the most celebrated ceremonies in college basketball. Honoring the senior class, UK's event is one of the most elaborate and moving programs of its kind. The pregame ceremony begins with player introductions. Once they all have burst through banners bearing their likenesses, their families join them at center court. Then the state song, "My Old Kentucky Home," is sung as the home crowd bids farewell.

BLUE AND WHITE

The University of Kentucky adopted blue and white as its official colors in 1892. Originally, however, UK students had decided on blue and light yellow prior to the Kentucky-Centre College football game on December 19, 1891. The shade of blue, which is close to a royal blue, was chosen when a student asked the question, "What color blue?" At the time, Richard C. Stoll (who lettered in football at UK in 1889-94) pulled off his necktie and held it up. The students then adopted that particular shade of blue. A year later, UK students officially dropped the light yellow color for white.

THE BIG BLUE NATION

UK fans, also referred to as the Big Blue Nation, are known for the electric atmosphere they create at all athletic events. Not only do the players feed off of their energy, but opposing teams often fear the intimidating roar of the UK crowd. For the 10th straight season, the University of Kentucky women's basketball team ranked in the top 20 nationally in average attendance, sitting 18th overall with 4,767 fans per home game during the 2018-19 season. UK averaged 6,454 fans in 2015-16, which was the second-best mark in program history behind 6,727 during the 2013-14 season. Throughout 18 home games – two played inside historic Rupp Arena – Kentucky accumulated a total season attendance of 85,807, an increase over last year's previous home attendance of 82,984. Kentucky has averaged 4,500 or more fans every year since 2009-10.

UK PEP BAND

With more than 80 members, the University of Kentucky pep band is one of the largest in the nation. Performing at both home football and basketball games, the pep band has been named by Southern Living magazine as one of the "top 10 bands in the South." The Alumni Band, composed of former UK band members, also is an important part of the UK WBB experience. The Alumni Band plays at several home games each year.



MEMORIAL COLISEUM RECORDS

- The Coliseum covers an entire city block and has as much space as a seven-story office building. It currently has a capacity of 8,000.
- The Coliseum was built in 1950 and serves as a memorial to every Kentuckian who lost their life serving their country.
- A massive new LED video board spanning approximately 1,800 square feet with dimensions of 30 feet by 60 feet was installed in the fall of 2018.
- Wildcat fans are passionate about their basketball, that's why UK has ranked in the nation's top 20 and in the SEC's top four in attendance 10 straight years.
- The Cats are 148-25 (.855) at home over the last 10 seasons (including 10 games in Rupp Arena).
- UK averaged 4,767 fans per game in 2018-19 which ranked 18th nationally.
- UK drew 116,164 fans for its home games in 2015-16 the second-highest total attendance in school history.

TOP 20 SINGLE-GAME ATTENDANCE RECORDS

1.	10,622	Old Dominion	2/05/83
2.	8,429	Tennessee	1/29/04
3.	8,223	Auburn	2/18/83
4.	8,200	Tennessee	2/09/83
5.	8,130	Tennessee	1/23/00
6.	7,965	Tennessee	3/3/13
7.	7,963	Louisville	12/11/13
8.	7,961	Tennessee	1/12/12
9.	7,951	Louisville	12/4/11
10.	7,888	Florida	1/22/12
11.	7,871	Alabama	1/29/12
12.	7,742	South Carolina	2/2/10
13.	7,646	LSU	2/13/11
14.	7,643	Mississippi State	2/20/05
15.	7,589	Arkansas	2/21/16
16.	7,565	Ole Miss	1/14/07
17.	7,560	South Carolina	3/1/15
18.	7,429	Ole Miss	2/2/12
19.	7,407	Tennessee	1/29/15
20.	7,278	Tennessee	1/17/08

! - SEC Tournament Championship

YEAR-BY-YEAR IN MEMORIAL (SINCE 1975-76)

1975-76	6-4
1976-77	7-2
1977-78	13-3
1978-79	5-7
1979-80	11-1
1980-81	15-0
1981-82	16-2
1982-83	15-2
1983-84	11-6
1984-85	10-5
1985-86	13-2
1986-87	8-5
1987-88	12-4
1988-89	9-4
1989-90	10-2
1990-91	10-3
1991-92	9-4
1992-93	10-3
1993-94	9-4
1994-95	7-5
1995-96	6-5
1996-97	4-6
1997-98	7-4
1998-99	7-3
1999-2000	7-5
2000-01	5-7
2001-02	3-8
2002-03	7-5
2003-04	6-6
2004-05	12-4
2005-06	9-2
2006-07	8-3
2007-08	9-4
2008-09	11-6
2009-10	17-0
2010-11	13-2
2011-12	17-0
2012-13	15-1
2013-14	14-3
2014-15	13-3
2015-16	14-2
2016-17	16-3
2017-18	9-4
2018-19	13-3
Total	448-157 (.739)

YEAR-BY-YEAR HOME ATTENDANCE FIGURES

Year	Games	Total Att.	Avg.
2018-19 (18th)	18	85,807	4,767
2017-18 (15th)	16	82,984	5,187
2016-17 (14th)	20	104,252	5,213
2015-16 (8th)	18	116,164	6,454
2014-15 (7th)	17	108,436	6,379
2013-14 (9th)	19	121,089 !	6,727 !
2012-13 (11th)	17	104,447	6,144
2011-12 (13th)	18	113,068	6,282
2010-11 (11th)	15	95,453	6,364
2009-10 (17th)	17	95,615	5,624
2008-09 (21st)	17	75,194	4,423
2007-08 (23rd)	18	85,769	4,765
2006-07 (14th)	15	87,943	5,863
2005-06 (20th)	15	77,411	5,161
2004-05 (20th)	19	90,663	4,772
2003-04 (17th)	14	72,553	5,182
2002-03	13	22,024	1,694
2001-02	11	12,681	1,153
2000-01	12	17,746	1,479
1999-00	12	29,643	2,470
1998-99	10	18,443	1,844
1997-98	11	15,728	1,430
1996-97	10	6,817	682
1995-96	11	8,456	769
1994-95	13	15,540	1,195
1993-94	13	17,649	1,358
1992-93	13	19,511	1,501
1991-92	13	17,087	1,314
1990-91	14	16,011	1,143
1989-90	14	18,777	1,341
1988-89	13	14,575	1,121
1987-88	16	13,400	837
1986-87	13	18,025	1,386
1985-86	16	18,887	1,180
1984-85	16	23,990	1,499
1983-84	17	18,880	1,110
1982-83	17	61,975	# 3,645
1981-82	19	41,000	2,158
1980-81	15	29,224	1,948
1979-80	15	22,500	1,500

! New Season Record # Led the nation

Years include games at Rupp Arena • 1974-79 attendance not available

HOME COURT WINNING STREAKS

Games	Began	Ended	
1.	34	Feb. 13, 2011	Feb. 3, 2013
2.	30	Feb. 12, 1980	Jan. 31, 1982
3.	25	March 19, 2009	Jan. 9, 2010
4.	19	Feb. 23, 1982	Feb. 9, 1983
5.	14	Feb. 27, 2014	Jan. 29, 2015
	14	Jan. 31, 1990	Jan. 27, 1991
7.	13	Jan. 30, 1984	Jan. 13, 1985
8.	11	Feb. 7, 1987	Jan. 7, 1988
	11	Feb. 10, 1979	Feb. 2, 1980
10.	10	Nov. 19, 2004	Jan. 27, 2005



MEMORIAL COLISEUM RECORDS

TEAM

	Kentucky	Opponent
Points in a game	121 vs. Kentucky State - 11/24/89	102, Miami (OH) - 12/21/02
Points in a half	64 (2nd) vs. Miami - 2/8/86	64 (2nd), Tennessee - 2/18/88
Margin of victory	77 vs. Kentucky State - 11/24/89	72, Tennessee - 1/21/01
Field goals	53 vs. Kentucky State - 11/24/89	42, Tennessee - 1/21/01
Field goals att.	92 vs. Kentucky State - 11/24/89/Morehead St. - 11/18/15	90, Memphis State, 1/31/82
Field goal pct.	71.4 vs. Alabama - 2/7/87	70.2, Vanderbilt - 1/11/01
3-PT goals	14 vs. Mississippi State - 1/8/12	11, 3X, last Arkansas - 2/15/18
3-PT goals att.	32 vs. Southern Miss - 11/19/11	36, Arkansas, 2/15/18
3-PT goal pct.	85.7 vs. Florida - 2/11/89	75.0 (3-of-4), Mississippi State - 1/17/13
Free throws	36 vs. Louisville - 12/20/09	31, Austin Peay - 11/15/98
Free throws att.	52 vs. Louisville - 12/20/09	49, Austin Peay - 11/15/98
Free throw pct.	100.0 (11-11) vs. Furman - 12/6/08	100.0, Louisville - 2/22/00/1.000, Auburn - 1/17/16
Rebounds	67 vs. Wright State - 3/22/14/Morehead St. - 11/18/16	63, Tennessee - 1/21/01
Assists	33 vs. Michigan - 1/23/82	29, Louisville - 2/23/82; Tennessee - 2/28/82
Turnovers	35 vs. Tennessee - 1/14/96	49, Arkansas-Pine Bluff - 12/11/11
Blocked shots	19 vs. North Carolina A&T - 12/6/05	13, Georgia - 1/7/18
Steals	25 vs. Jacksonville St. - 11/15/11, Arkansas PB - 12/21/10	20, Memphis State - 12/4/93
Personal fouls	33 vs. Indiana - 12/7/93	36, Marquette - 12/2/89

INDIVIDUAL

	Kentucky	Opponent
Points in a game	42, Valerie Still vs. Charleston - 12/19/82	39, Cornelia Gayden, LSU - 2/26/94
	42, Makayla Epps vs. Mississippi State - 2/12/15	39, Victoria Vivians, Mississippi State - 2/12/15
Field goals	18, Makayla Epps vs. Mississippi State - 2/12/15	16, Tanya Haave, Tennessee - 2/9/83
Field goal att.	30, Makayla Epps vs. Mississippi State - 2/12/15	29, Daphne Smith, Detroit - 2/26/86
		29, Victoria Vivians, Mississippi State - 2/12/15
3-PT goals	7, Sara Potts vs. High Point - 1/06/04	6, Sandy Brown, Tennessee - 2/25/88
	7, Sara Potts vs. Chattanooga - 3/20/05	6, 2x, last Asia Durr - 12/17/17
	7, Rhyne Howard vs. Southern - 11/11/18	
3-PT goals att.	17, Shandra Roberts vs. USC - 1/24/96	17, Sandy Brown, Tennessee - 2/25/88
3-PT goals pct.	100.0, Kristi Cushenberry (5-of-5) vs. Alabama - 2/17/89	100.0, Courtney Boylan, Michigan (4-of-4) - 11/15/08
(min. 3 made)	100.0, Carly Ormerod (4-of-4) vs. LSU - 12/18/05	
	100.0, Keyla Snowden (5-of-5) vs. Florida - 2/18/10	
	100.0, Keyla Snowden (4-of-4) vs. Mississippi Valley State - 11/27/11	
Free throws	15, Bernisha Pinkett (15-of-18) vs. Vanderbilt - 1/23/11	15, Druecilla Conners, Morehead St. - 12/20/87
Free throws att.	18, Bernisha Pinkett (15-of-18) vs. Vanderbilt - 1/23/11	19, Druecilla Conners, Morehead St. - 12/20/87
Rebounds	27, Valerie Still vs. National College - 2/9/82	25, Anne Donovan, ODU - 2/5/83
Assists	16, P.J. Hedges vs. Cincinnati - 1/15/82	12, Lea Henry, Tennessee - 2/28/82
Blocked shots	6, Jody Runge vs. Memphis State - 1/31/82	8, A'ja Wilson, South Carolina - 1/14/16
	6, Azia Bishop vs. Tenn. St - 12/28/14	
	6, Alexis Jennings vs. Oklahoma - 3/21/16	
Steals	11, Leslie Nichols vs. U of L - 2/14/86	11, M. Marciniak, Tennessee - 1/14/96

MISCELLANEOUS

Most Home Wins In Season:	18 - 2011-12 (17-0 Memorial and 1-0 Rupp Arena)
Largest Attendance in Memorial:	10,622 vs. Old Dominion, 2/5/83

Note: Memorial Coliseum Records (since 1980-81)



RUPP ARENA RECORDS

SINGLE-GAME ATTENDANCE RECORDS - RUPP ARENA

(Since 1978)

1.	23,706	#2/2 Duke	12/22/13
2.	22,075	#8/9 Baylor	11/17/14
3.	18,488	DePaul	12/7/12
4.	17,150	#13 Duke	12/20/15
5.	14,508	#6/5 Duke	12/8/11
6.	14,425	Louisville	12/10/15
7.	13,689	#1 Tennessee	1/26/06
8.	13,225	Arizona State	12/11/16
9.	10,390	#7 Rutgers	1/12/80
10.	10,192	Louisville	12/28/05
11.	10,031	Florida	02/03/19
12.	9,120	Alabama	2/26/06
13.	8,921	#7 Tennessee	12/31/17
14.	8,335	#9 LSU	1/27/08
15.	7,128	Arkansas	2/18/07
16.	7,126	#11 Georgia	2/15/07
17.	6,629	Auburn	1/19/06
18.	6,521	#10 South Carolina	1/21/18
19.	6,348	Arkansas-Pine Bluff	12/17/06
20.	6,223	#13 North Carolina	11/25/03

- Rupp Arena is entering its 44th season.
- An awesome structure in sight and scope, the arena is divided into two seating areas. The lower level features 10,000 cushioned theater seats while the upper arena has new chairback seats on the sidelines. The latter can be visually isolated to provide more natural setting for small shows.
- The Wildcats command an exclusive and updated state-of-the-art locker room, while other amenities include six team-size dressing rooms and eight smaller units.
- In 2013-14, UK set the new single-game attendance record when 23,706 fans saw UK face No. 2 Duke in Rupp Arena on Dec. 22, 2013. The attendance marked the largest crowd ever to see a college women's hoops game in the Commonwealth — the previous mark was 22,152 for the first Kentucky-Louisville game played in the KFC Yum! Center on Dec. 5, 2010.
- In 2015-16, Kentucky packed 17,150 fans in Rupp Arena on Dec. 20 against Duke, which was the fourth-largest home crowd in program history. On Dec. 10, the Wildcats had 14,425 fans at the historic arena, which was the sixth-largest home crowd in school history.
- Kentucky will play two games inside Rupp Arena in 2019-20.

RUPP ARENA ALL-TIME RESULTS - 27-18 (.600)

1977 (0-1)

Feb. 14	Northern	83-89	Lost
---------	----------	-------	------

1979 (1-0)

Feb. 10	Detroit-Mercy	80-61	Won
---------	---------------	-------	-----

1979-80 (3-0)

Dec. 8	Carson-Newman	96-58	Won
Dec. 15	Indiana	102-52	Won
Jan. 12	Rutgers	97-78	Won

1980 (1-0)

Dec. 13	Carson-Newman	93-54	Won
---------	---------------	-------	-----

1981 (1-0)

Dec. 8	Indiana	83-68	Won
--------	---------	-------	-----

1984 (1-0)

Nov. 27	Ohio State	74-61	Won
---------	------------	-------	-----

1986 (0-1)

Jan. 8	Ole Miss	69-72	Lost
--------	----------	-------	------

1989-90 (1-1)

Dec. 4	Indiana	76-48	Won
Jan. 27	Ole Miss	64-71	Lost

1990 (1-0)

Dec. 15	Dayton	95-68	Won
---------	--------	-------	-----

1995 (1-0)

Jan. 4	Florida	63-55	Won
--------	---------	-------	-----

2002-03 (1-0)

Jan. 2	Marshall	75-42	Won
--------	----------	-------	-----

2003-04 (1-1)

Nov. 25	North Carolina	59-75	Lost
Dec. 3	Louisville	84-80 (OT)	Won

2004-05 (3-0)

Dec. 21	Nicholls State	106-51	Won
Dec. 30	Wake Forest	66-61	Won
Jan. 13	Georgia	71-63	Won

2005-06 (2-2)

Dec. 28	Louisville	55-64	Lost
Jan. 19	Auburn	57-71	Lost
Jan. 26	Tennessee	66-63	Won
Feb. 26	Alabama	80-60	Won

2006-07 (2-2)

Dec. 17	Ark-Pine Bluff	83-46	Won
Jan. 25	Mississippi State	75-83 (2OT)	Lost
Feb. 15	Georgia	72-82 (OT)	Lost
Feb. 18	Arkansas	87-60	Won

2007-08 (1-4)

Nov. 30	WKU	74-78 (OT)	Lost
Dec. 20	Louisville	65-80	Lost
Jan. 27	LSU	46-72	Lost
Feb. 7	Ole Miss	69-54	Won
March 2	South Carolina	57-65	Lost

2011-12 (1-0)

Dec. 8	Duke	72-65	Won
--------	------	-------	-----

2012-13 (1-0)

Dec. 7	DePaul	96-64	Won
--------	--------	-------	-----

2013-14 (0-1)

Dec. 22	Duke	61-69	Lost
---------	------	-------	------

2014-15 (1-0)

Nov. 17	Baylor	74-64	Won
---------	--------	-------	-----

2015-16 (2-0)

Dec. 10	Louisville	72-54	Won
Dec. 20	Duke	71-61	Won
Mar. 25	Washington	72-85	Lost*

2016-17 (0-1)

Dec. 11	Arizona State	73-71ot	Lost
---------	---------------	---------	------

2017-18 (0-3)

Dec. 31	Tennessee	63-49	Loss
Jan. 21	South Carolina	81-64	Loss
Feb. 4	LSU	72-70	Loss

2018-19 (2-0)

Nov. 15	Virginia	63-51	Win
Feb. 3	Florida	62-51	Win

* Note: The Washington game in 2015-16 is not allowed to count towards UK's home record since it was an NCAA Regional.

RUPP ARENA RECORDS

TEAM

	Kentucky	Opponent
Points in a game	106 vs. Nicholls State - 12/21/04	89, Northern Kentucky - 2/14/77
Points in a half	60 (1st) vs. Nicholls State - 12/21/04	50, Washington - 3/25/16
Margin of victory	55 vs. Nicholls State - 12/21/04	26, LSU – 1/27/08
Field goals	43 vs. Carson-Newman - 12/13/80	33, Washington - 3/25/16
Field goal att.	79 twice, vs. DePaul - 12/7/12 and Carson-Newman - 12/13/80	79, Rutgers - 1/12/80
Field goal pct.	60.9 vs. Nicholls State - 12/21/04	60.4, South Carolina - 1/21/18
3-PT goals	9, twice, vs. DePaul - 12/7/12 and Marshall - 1/2/03	11, Wake Forest - 12/30/04/Washington - 3/25/16
3-PT goals att.	22, twice, vs. DePaul - 12/7/12 and vs. Florida - 1/4/95	32, Louisville - 12/3/03
3-PT goals pct.	69.2 vs. Marshall - 1/2/03	47.4, Alabama - 2/26/06
Free throws	31 vs. Rutgers - 1/12/80	24 (twice) Rutgers - 1/12/80, Georgia - 2/15/07
Free throw att.	47 vs. Rutgers - 1/12/80	35, Dayton - 12/15/90
Free throw pct.	95.8 vs. Wake Forest - 12/30/04	94.7, Georgia - 1/13/05
Rebounds	65 vs. Rutgers - 1/12/80	52, Dayton - 12/15/90
Turnovers	22, twice, last vs. Dayton - 12/15/90	39, Carson-Newman - 12/8/79
Blocked Shots	9 vs. Nicholls State - 12/21/04	13, Auburn - 1/19/06
Steals	21 vs. Carson-Newman - 12/13/80	13, Carson-Newman - 12/8/79
		13, Indiana - 12/4/89
Personal Fouls	27 (twice) vs. Dayton - 12/15/90, Rutgers - 1/12/80	34, Rutgers - 1/12/80
Assists	20 vs. Ohio State - 11/27/84	23, South Carolina - 1/21/18

INDIVIDUAL

	Kentucky	Opponent
Points	32, Valerie Still vs. Rutgers - 1/12/80	32, Jennifer Gillom, Ole Miss - 1/8/86
Field goals	13, Valerie Still vs. Rutgers - 1/12/80	14, Talia Walton, Washington - 3/25/16
Field goal att.	27, Valerie Still vs. Rutgers - 1/12/80	25, Talia Walton, Washington - 3/25/16
3-PT goals	6, Jenny Pfeiffer vs. Alabama - 2/26/06	6, Cotella Bond-Young, Wake Forest - 12/30/04
3-PT goals att.	12, Jenny Pfeiffer vs. Alabama - 2/26/06	15, Sara Nord, Louisville - 12/3/03
Free throws	11, Taylor Murray vs. Florida - 2/3/19	10, Shawn Goff, Ole Miss – 2/7/08
Free throw att.	13, Taylor Murray vs. Florida - 2/3/19	15, Shawn Goff, Ole Miss – 2/7/08
Rebounds	25, Valerie Still vs. Rutgers - 1/12/80	17, Chantel Osahor, Washington - 3/25/16
Assists	11, Sandy Harding vs. Ohio State - 11/27/84	13, Tyasha Harris, South Carolina - 1/21/18
Blocked Shots	5, Sarah Elliott vs. Louisville – 12/20/07	7, Marita Payne, Auburn - 1/19/06
Steals	8, Malinka Salhi vs. Indiana - 12/4/89	6, Holly Warlick, Tennessee - 1/28/78



2018-19 GAME-BY-GAME RESULTS

Record:	Overall	Home	Away	Neutral
All Games	25-8	15-3	6-4	4-1
Conference	11-5	5-3	6-2	0-0
Non-Conference	14-3	10-0	0-2	4-0

Attendance Summary	Games	Totals	Avg/Game
HOME	18	85807	4767
AWAY	10	68305	5870
NEUTRAL	5	9603	1921
TOTAL	33	163,715	4961

DATE	TIME	OPPONENT	SCORE	ATTEND	HIGH POINTS	HIGH REBOUNDS
11/07/18	7:02pm	ALABAMA STATE	W, 87-35	3676	(16)Murray, Taylor	(7)McKinney, KeKe
11/11/18	7:02pm	SOUTHERN UNIVERSITY	W, 91-41	3870	(29)Howard, Rhyne	(5)Wyatt, Tatyana (5)McKinney, KeKe
11/15/18	8:32pm	@VIRGINIA	W, 63-51	4989	(12)Murray, Taylor	(8)Anyagaligbo, Ogechi
11/18/18	2:02pm	HIGH POINT	W, 71-49	4064	(22)Morris, Maci	(9)McKinney, KeKe
11/22/18	2:00 p.m.	lvs USF	W, 85-63	874	(18)Howard, Rhyne	(8)Murray, Taylor
11/23/18	2:00 p.m.	lvs UCLA	Wot, 75-74	715	(20)Howard, Rhyne	(7)Morris, Maci (7)Howard, Rhyne
11/24/18	2:00 p.m.	lvs North Carolina	W, 85-75	814	(25)Howard, Rhyne	(12)Howard, Rhyne
11/28/18	12:02pm	MOREHEAD STATE	W, 87-57	3912	(31)Morris, Maci	(10)Howard, Rhyne
12/06/18	7:02pm	RHODE ISLAND	W, 75-52	3744	(29)Morris, Maci	(7)McKinney, KeKe (7)Howard, Rhyne
12/09/18	2:00 pm	at Louisville	L, 75-80	13786	(25)Howard, Rhyne	(10)Howard, Rhyne
12/15/18	1:02pm	MIDDLE TENNESSEE	W, 72-55	5076	(14)Morris, Maci	(5)Wyatt, Tatyana
12/18/18	7:02pm	WESTERN CAROLINA	W, 99-39	3903	(18)Howard, Rhyne	(8)Howard, Rhyne
12/21/18	12:02pm	MURRAY STATE	W, 88-49	4312	(25)Howard, Rhyne	(10)Anyagaligbo, Ogechi
12/29/18	11:32am	SACRED HEART	W, 71-43	4079	(17)Morris, Maci	(15)Howard, Rhyne
01/03/19	7:02pm	*VANDERBILT	W, 77-55	4030	(16)Howard, Rhyne	(5)Murray, Taylor
01/06/19	4:00 p.m.	*at Mississippi State	L, 71-86	8830	(20)Morris, Maci	(5)Howard, Rhyne
01/10/19	7:02 p.m.	*at Tennessee	W, 73-71	8145	(27)Morris, Maci	(5)Howard, Rhyne (5)McKinney, KeKe
01/13/19	1:02pm	*OLE MISS	L, 49-55	4577	(20)Howard, Rhyne	(11)Howard, Rhyne
01/17/19	6:30 p.m.	*at LSU	W, 64-60	1452	(20)Morris, Maci	(6)Anyagaligbo, Ogechi
01/24/19	6:32pm	*MISSOURI	W, 52-41	4174	(21)Murray, Taylor	(8)Howard, Rhyne
01/27/19	4 p.m.	*at Texas A&M	L, 71-73	4752	(22)Morris, Maci	(8)Howard, Rhyne
01/31/19	6:32pm	*SOUTH CAROLINA	L, 70-74	4247	(21)Morris, Maci	(10)McKinney, KeKe
02/03/19	2:02pm	*FLORIDA	W, 62-51	10031	(16)Howard, Rhyne	(9)Paschal, Amanda
02/07/19	6:00 p.m.	*at Auburn	W, 78-68	1604	(19)Howard, Rhyne	(8)McKinney, KeKe
02/11/19	6 p.m. CT	*at Alabama	W, 68-53	2102	(23)Howard, Rhyne	(3)Morris, Maci (3)Howard, Rhyne (3)McKinney, KeKe
02/17/19	2:02pm	*ARKANSAS	W, 61-59	5680	(18)Howard, Rhyne	(14)Howard, Rhyne
02/21/19	7 p.m.	*at South Carolina	W, 65-57	11887	(17)Murray, Taylor (17)Howard, Rhyne	(8)Murray, Taylor
02/24/19	2:02pm	*LSU	W, 57-52	6911	(18)Murray, Taylor	(5)Wyatt, Tatyana (5)Howard, Rhyne (5)McKinney, KeKe
02/28/19	7:02pm	*TEXAS A&M	L, 55-62	4532	(11)Morris, Maci	(5)Wyatt, Tatyana
03/03/19	1 p.m.	*at Georgia	W, 58-53	3461	(17)Wyatt, Tatyana	(9)Howard, Rhyne
03/08/19	2:25 PM	#vs Missouri	Lot, 68-70	4431	(25)Howard, Rhyne	(6)Howard, Rhyne
03/23/19	11:00 am	\$vs Princeton	W, 82-77	2769	(19)Morris, Maci (19)Murray, Taylor	(5)Wyatt, Tatyana (5)Howard, Rhyne (5)Murray, Taylor
03/25/19	7:10 pm	\$at NC State	L, 57-72	2683	(21)Howard, Rhyne	(7)Howard, Rhyne

* = Conference game; @ = Rupp Arena - Lexington, Ky.; ! = 2018 Paradise Jam (St. Thomas, Virgin Island - UVI Sports & Fitness Center)

= SEC Tournament (Greenville, S.C. - Bon Secours Wellness Arena); \$ = NCAA Tournament First/Second Round (Raleigh, N.C. - Reynolds Coliseum)





2018-19 KENTUCKY SUPERLATIVES

Kentucky Game Highs

POINTS	99 WESTERN CAROLINA (12/18/18)
FIELD GOALS MADE	41 WESTERN CAROLINA (12/18/18)
FIELD GOAL ATTEMPTS	80 ALABAMA STATE (11/07/18)
FIELD GOAL PERCENTAGE	.586 (41-70) WESTERN CAROLINA (12/18/18)
3 PT FIELD GOALS MADE	13 SOUTHERN UNIVERSITY (11/11/18)
3 PT FG ATTEMPTS	29 at NC State (03/25/19)
	29 at Texas A&M (01/27/19)
3 PT FG PERCENTAGE	.600 (6-10) MIDDLE TENNESSEE (12/15/18)
FREE THROWS MADE	22 MOREHEAD STATE (11/28/18)
FREE THROW ATTEMPTS	30 MOREHEAD STATE (11/28/18)
FREE THROW PERCENTAGE	.947 (18-19) vs Missouri (03/08/19)
REBOUNDS	57 SACRED HEART (12/29/18)
ASSISTS	27 WESTERN CAROLINA (12/18/18)
STEALS	23 ALABAMA STATE (11/07/18)
BLOCKED SHOTS	9 HIGH POINT (11/18/18)
TURNOVERS	22 at Mississippi State (01/06/19)
FOULS	26 at Louisville (12/09/18)

Kentucky Game Lows

POINTS	49 OLE MISS (01/13/19)
FIELD GOALS MADE	17 OLE MISS (01/13/19)
FIELD GOAL ATTEMPTS	44 MIDDLE TENNESSEE (12/15/18)
FIELD GOAL PERCENTAGE	.266 (17-64) OLE MISS (01/13/19)
3 PT FIELD GOALS MADE	0 vs Missouri (03/08/19)
3 PT FG ATTEMPTS	10 MIDDLE TENNESSEE (12/15/18)
3 PT FG PERCENTAGE	.000 (0-16) vs Missouri (03/08/19)
FREE THROWS MADE	4 at NC State (03/25/19)
FREE THROW ATTEMPTS	6 at NC State (03/25/19)
FREE THROW PERCENTAGE	.500 (11-22) ARKANSAS (02/17/19)
REBOUNDS	19 at Alabama (02/11/19)
ASSISTS	5 MISSOURI (01/24/19)
STEALS	2 SOUTH CAROLINA (01/31/19)
BLOCKED SHOTS	0 RHODE ISLAND (12/06/18)
TURNOVERS	5 at NC State (03/25/19)
FOULS	10 RHODE ISLAND (12/06/18)
	10 at Georgia (03/03/19)

Opponent Game Highs

POINTS	86 at Mississippi State (01/06/19)
FIELD GOALS MADE	31 at Mississippi State (01/06/19)
	31 at Louisville (12/09/18)
FIELD GOAL ATTEMPTS	68 at Mississippi State (01/06/19)
FIELD GOAL PERCENTAGE	.564 (31-55) at Louisville (12/09/18)
3 PT FIELD GOALS MADE	12 vs North Carolina (11/24/18)
3 PT FG ATTEMPTS	25 vs North Carolina (11/24/18)
3 PT FG PERCENTAGE	.750 (6-8) at Texas A&M (01/27/19)
FREE THROWS MADE	24 vs Missouri (03/08/19)
FREE THROW ATTEMPTS	29 vs Missouri (03/08/19)
	29 at Auburn (02/07/19)
	29 at Tennessee (01/10/19)
FREE THROW PERCENTAGE	.923 (12-13) OLE MISS (01/13/19)
REBOUNDS	50 at NC State (03/25/19)
	50 at Tennessee (01/10/19)
ASSISTS	18 vs Princeton (03/23/19)
	18 MIDDLE TENNESSEE (12/15/18)
STEALS	17 at LSU (01/17/19)
BLOCKED SHOTS	9 at Georgia (03/03/19)
TURNOVERS	43 ALABAMA STATE (11/07/18)
FOULS	26 vs North Carolina (11/24/18)

Opponent Team Lows

POINTS	35 ALABAMA STATE (11/07/18)
FIELD GOALS MADE	13 MISSOURI (01/24/19)
FIELD GOAL ATTEMPTS	36 VANDERBILT (01/03/19)
FIELD GOAL PERCENTAGE	.269 (14-52) SACRED HEART (12/29/18)
3 PT FIELD GOALS MADE	1 VANDERBILT (01/03/19)
3 PT FG ATTEMPTS	6 VANDERBILT (01/03/19)
3 PT FG PERCENTAGE	.167 (1-6) VANDERBILT (01/03/19)
FREE THROWS MADE	3 ALABAMA STATE (11/07/18)
FREE THROW ATTEMPTS	5 ALABAMA STATE (11/07/18)
FREE THROW PERCENTAGE	.409 (9-22) LSU (02/24/19)
REBOUNDS	22 WESTERN CAROLINA (12/18/18)
ASSISTS	8 ALABAMA STATE (11/07/18)
STEALS	1 FLORIDA (02/03/19)
BLOCKED SHOTS	1 seven times
TURNOVERS	6 at Louisville (12/09/18)
FOULS	9 WESTERN CAROLINA (12/18/18)
	9 at NC State (03/25/19)

Kentucky Individual Highs

Points	31 Morris, Maci vs Morehead State (11/28/18)
Field Goals Made	12 Morris, Maci vs Morehead State (11/28/18)
Field Goal Att.	21 Howard, Rhyne at NC State (03/25/19)
	21 Morris, Maci vs UCLA (11/23/18)
FG Pct (min 5 made)	1.000 (5-5) Green, Blair at Auburn (02/07/19)
	1.000 (5-5) Murray, Taylor vs High Point (11/18/18)
3-Point FG Made	7 Howard, Rhyne vs Southern University (11/11/18)
3-Point FG Att.	13 Howard, Rhyne vs Ole Miss (01/13/19)
3-Pt FG Pct (min 2 made)	1.000 (3-3) Paschal, Amanda vs WCU (12/18/18)
	1.000 (3-3) Green, Blair vs Middle Tennessee (12/15/18)
Free Throws Made	11 Murray, Taylor vs Florida (02/03/19)
Free Throw Att.	13 Murray, Taylor vs Florida (02/03/19)
FT Pct (min 3 made)	1.000 (10-10) Roper, Jaida vs Morehead State (11/28/18)
Rebounds	15 Howard, Rhyne vs Sacred Heart (12/29/18)
Assists	10 Murray, Taylor vs North Carolina (11/24/18)
Steals	7 Howard, Rhyne vs Rhode Island (12/06/18)
	7 Murray, Taylor vs North Carolina (11/24/18)
Blocked Shots	5 McKinney, KeKe vs Middle Tennessee (12/15/18)
Turnovers	7 Howard, Rhyne at South Carolina (02/21/19)
Fouls	5, nine times
Minutes	44 Murray, Taylor vs Missouri (03/08/19)





DEPARTED SENIOR

#24 TAYLOR MURRAY • G • 5-6 • ODENTON, MD./ANNAPOLIS AREA CHRISTIAN



Reached 1,000 career points in UK's 2018 win over Virginia, becoming the 34th Wildcat to accomplish that feat ... Finished her career third in free-throw percentage (.833), fourth in steals (287), fifth in assists (450), eighth in assists per game (3.5) and 17th all-time in scoring (1359) ... First UK player from Maryland since Keiko Tate (2002-05) ... Only player in program history to end her career with at least 1,350 points, 280+ steals and 450+ assists.... Led UK in assists in 61 career games and in steals in 75 career games ... Scored in double figures in 68 games with nine 20+ point performances ... Chose Kentucky over Penn State and West Virginia.

13 games and three or more steals in 10 games ... Some all-around impressive stat lines with 14 points, five rebounds, five steals vs. Auburn and 23 points, six rebounds, four assists and three steals vs. Missouri ... Led Kentucky in scoring seven times, in rebounds four times, in assists 22 times and in steals 19 times ... Scored 10 or more points in 17 games with 15 or more points in 10 games and four 20+ scoring games ... Provided a balanced force for Kentucky against Washington State, posting a near triple-double with 13 points, seven rebounds and eight assists ... Recorded an impressive stat line against No. 3 Louisville with eight points, seven rebounds seven assists and five steals ... Led UK in every category against Florida with 19 points, six rebounds, two assists, three steals and one block ... Recorded a season-high 23 points and career-high seven steals against Vanderbilt ... Matched her season high with 23 points vs. No. 15 Missouri, and also led UK with six rebounds, four assists and three steals ... Had three double-doubles on the year, including 12 points and 10 assists at Ole Miss and 18 points and 12 rebounds at Montana.

- SEC Academic Honor Roll (2016, 2017, 2018, 2019)
- Preseason All-SEC Second Team by league coaches (2018, 2019)
- SEC All-Defensive Team by league coaches (2018, 2019)
- SEC Player of the Week (2019)
- College Sports Madness National Player of the Week (2019)
- Naismith Women's Defensive Player of the Year Watch List
- Naismith Women's Defensive Player of the Year Semifinalist

2018-19 (Senior)

Played in 32 games with 31 starts averaging a team-best 32.9 minutes per game ... Averaged 12.4 points and 3.6 rebounds per game while leading the team with 123 assists and 103 steals ... Her high steal total ranked eighth best in the nation and first the SEC ... Had an assist-turnover ratio of 2.9 which ranked third best in the SEC and 12th in the nation ... Scored 10 or more points in 22 games with 15 or more points in nine games and two 20+ scoring performances ... Had five or more assists in 12 games with three or more steals in 20 games ... Led UK in scoring six times and in rebounding four times during the year ... Paced UK in assists 19 times, steals 20 times and blocks twice ... Started in third-straight season opener leading UK in points vs. Alabama State with 16, six steals and five assists in 31 minutes ... Named SEC Player of the Week and Island Division All-Tournament Team for her performances in the Paradise Jam ... Played 27 minutes vs. USF, led UK with 17 points and in rebounds with eight, led the team with two steals ... Saw 42 minutes in second game of Paradise Jam vs. UCLA with 16 points going 5-of-5 from the line and led UK with three assists ... Scored 23 points in final game of Paradise Jam vs. UNC and 10 assists for her only double-double of the season, nearly saw a triple-double with seven steals and six rebounds ... Lit up in the third quarter vs. Missouri, recording 19 points in the second half to lead UK in scoring with 21, led UK with four steals, all recorded in the second half ... Led the team to a victory at South Carolina with 17 points, eight rebounds, five assists and four steals... Led UK in points, assists and steals vs. LSU by recording 18 points on 7-of-8 shooting from the field, one 3, and 3-of-4 from the stripe, adding three assists and two steals ... Team-high tying 19 points against Princeton with two 3s, five rebounds, four assists and three steals ... In her final game at UK, recorded four points, four assists, five rebounds and two steals at NC State in the NCAA Second Round.

2017-18 (Junior)

Played and started all 32 games ... Second on the team with 11. 5 points per game and 4.3 rebounds per game ... Paced the team with 136 assists and 67 steals ... Ranked first or second on the team in points, rebounds, assists and steals ... Ranked third in the league with a 2.19 assist-turnover ratio and fifth in total assists ... Ranked third in the league in free-throw percentage at 83.8 percent ... Ranked seventh in the SEC in steals and sixth in steals per game ... Had a stretch during league play where she recorded eight straight double-digit scoring games, including three 20+ scoring games during that stretch ... Became the first UK player to ever record 20 points and 10 or more assists in a SEC game when she accomplished the feat against Alabama ... Had five or more assists in

2016-17 (Sophomore)

A breakout year for the guard, sitting third on the squad with 12.2 points per game ... Ranked second on the team with 4.9 rebounds per game, while earning a team-best 61 steals and sitting tied for the team lead with 118 assists ... Was the second best free-throw shooter on the team going 101-for-120 for 84.2 percent ... Played in 30 games with 30 starts, missing two non-conference games due to injury and one SEC Tournament game due to injury ... Set or tied career highs this season in points (29), field-goals made (9), field-goals attempted (15), free-throws made (10), free-throws attempted (10), 3-point field goals made (2), 3-point field goals attempted (6), offensive rebounds (8), defensive rebounds (11), total rebounds (13), assists (11), blocks (1), steals (6) and minutes (44) ... Scored 10 or more points 18 times with 15 or more points 11 times and three 20+ games ... Posted two double-doubles on the season, earning 11 points and 13 rebounds at LSU before 18 points and 13 rebounds at Missouri ... Had five or more assists in 10 games ... Led Kentucky in scoring seven times, in rebounds three times, in assists and steals 17 times ... Career-high 29 points at highly ranked South Carolina with four rebounds, five assists and went 4-for-4 from the free-throw line ... Had 21 points with five rebounds against Louisville, while her final 20+ scoring game was 23 points with six rebounds and two assists at Tennessee ... Incredible lines against Vanderbilt and Arkansas with 18 points, seven assists and five rebounds against Vanderbilt, before 16 points, six steals, five assists and eight rebounds against Arkansas ... Posted a career-best 11 assists against Florida ... Had five or more assists in six of her last seven games played ... Earned five or more rebounds in 12 games.

2015-16 (Freshman)

Impressive first season with UK, averaging 6.8 points per game, 2.7 rebounds per game, 2.2 assists per game and 1.5 seals per game ... Led the team in steals, with 56, which are the fourth-most in a UK freshman season ... Dished out 73 assists, the third-most on the team ... Had the 10th-best scoring performance in UK debut, with 12 points against Rice ... Recorded four-or-more steals on five occasions, against Rice, Morehead State and Auburn (twice), and Vanderbilt ... Had a career day when Auburn came to Memorial Coliseum, posting a career-high 14 points and six steals to lead the team in both categories ... Defensive effort against Jackson St. helped team allow just one point more than the fewest allowed in school history, nabbing three steals and also scoring a career-high 13 points ... Had the most defensive rebounds on the team against Northern Kentucky, pulling down a career-high seven defensive boards ... Hit .833 from the charity stripe, which was the fourth-highest free throw percentage in a freshman season ... Scored 10+ points 10 times and had three or more steals in nine games ... Led Kentucky in steals in 15 games.

Taylor Murray's Career Stats

Year	GP-GS	MIN	FG-FGA	PCT	3FG-FGA	PCT	FT-FTA	PCT	OFF-DEF	TOT/AVG	PF-FO	A	TO	BLK	ST	PTS/AVG
2015-16	33-0	757-22.9	81-185	.438	14-52	.269	50-60	.833	20-68	88/2.7	72-0	73	52	1	56	226/6.8
2016-17	30-30	1027-34.2	127-275	.462	11-51	.216	101-120	.842	43-104	147/4.9	57-0	118	48	1	61	366/12.2
2017-18	32-32	1071-33.5	131-303	.432	19-55	.345	88-105	.838	36-103	139/4.3	68-1	136	62	3	67	369/11.5
2018-19	32-31	1039-32.5	145-304	.477	14-49	.286	94-115	.817	49-67	116/3.6	64-0	123	42	2	103	398/12.4
TOTAL	127-93	3894-30.7	484-1067	.454	58-207	.280	333-400	.833	148-342	490/3.9	261-1	450	204	7	287	1359/10.7



DEPARTED SENIOR

#4 MACI MORRIS • G • 6-0 • BELL COUNTY, KY./BELL COUNTY HS



Terrific shooter and all-around scorer that was an in-state product and has worked hard to succeed on both sides of the floor ... Morris ranks sixth all-time in scoring with 1,692 points while her 252 career 3s made ranks second all time ... Connected on 41.1 percent of her 3-point attempts during her career, ranking her at the top of UK's all-time list in that category ... Hit at least one 3 in 107 of 129 career games.... Had 21 games where she scored 20 or more points and hit three or more 3s in 40 games ... Hit 48.4 percent from 3 in 2017-18 which was the highest percentage for a player in a single season in program history.

- SEC Academic Honor Roll (2016, 2017, 2018, 2019)
- SEC All-Freshman Team by league coaches (2016)
- All-SEC Second Team by league coaches (2018)
- Preseason All-SEC First Team by league coaches (2019)
- Citizen Naismith Trophy Watch List (2019)
- Ann Meyers Drysdale Award Finalist (2019)
- Citizen Naismith Trophy Top 30 Watch List (2019)
- SEC Community Service Team (2019)
- SEC Scholar-Athlete of the Year (2019)
- All-SEC First Team by league coaches (2019)
- All-SEC Second Team by Associated Press (2019)
- WBCA All-America Honorable Mention (2019)

2018-19 (Senior): Played and started in 32 of the Wildcats' 33 games averaging 15.1 points and 3.1 rebounds per game ... Finished first on the team with 75 3s hitting 45.2 percent from long range on the season ... Also added 51 assists, 24 blocks and 46 steals ... Finished the season ranking fifth nationally and first in the SEC in 3-point field-goal percentage ... Scored 10 or more points in 26 games with 15 or more points in 14 games and 20 or more in eight games ... Had one 30-point performance going 12-of-20 from the field with four 3s for 31 points against Morehead State ... Scored 25 first-half points against Morehead State which is believed to be the most points ever scored in the first half by a player in program history but records the first few years of the program are incomplete ... Made three or more 3s in 14 games while she had three or more assists in six games ... Led UK in scoring 12 times, rebounding twice, assists three times and in blocks 12 times ... Best game vs. Tennessee when she scored 27 points with four 3s, three rebounds and three steals in UK's win against the Lady Vols ... Scored 17 points vs. UCLA in second game of Paradise Jam with three 3s and led UK with seven rebounds... In final game of Paradise Jam vs. UNC, scored 18 points and tied her career-high 3FGM with five 3s on 10 attempts ... Charted 29 points vs. Rhode Island on five 3s, 6-of-6 free throws and 9-of-20 shooting, saw five defensive boards and led UK with four assists ... Led Kentucky in scoring at Mississippi State with 20 points, charting four rebounds, two steals and led UK with three blocks ... Led UK with 20 points and three steals at LSU, adding five rebounds ... Dished out a career-high seven assists vs. Florida adding 10 points and a block ... Scored 19 points in UK's first-round NCAA Tournament win over Princeton with three 3s, four rebounds and two steals while she had 18 points with four 3s against NC State in the second round.

2017-18 (Junior): Played in 31 of the team's 32 games missing one due to a knee injury ... Led the team with 17.3 points per game ... Added 3.6 rebounds per game and finished tied for third with 56 assists ... Second on the team with 37 steals ... Hit 48.4 percent from the field, 47.5 percent from long range and 84.6 percent from the free-throw line ... Her strong 3-point percentage ranked first in the league and second in the nation, while she finished third in the league in 3s per game and fourth in total 3s ... Finished top 10 in the league in field goals made, field-goal percentage and points per game ... Hit a team-best 75 3-pointers, including five or more in five games ... Scored 20+ points in seven

straight games vs. SEC foes becoming only the second player in program history to accomplish that feat joining All-American Valerie Still ... Was the only player in the league to score 20 or more points in seven straight games against league opponents ... Recorded 10 or more points in 27 of her 31 games played, including 15 or more points in 23 games and 20 or more points in 12 games ... Made three or more 3s in 14 games with three or more assists in eight games and two or more steals in 11 games ... Led UK in scoring 20 times, in rebounding four times, in assists seven times and in blocks six times ... Set or tied career highs during the year in points, field-goals made, field-goals attempted, 3-pointers made, offensive rebounds, defensive rebounds, total rebounds, assists, blocks and steals ... Recorded a career-high 35 points at No. 8 South Carolina on Feb. 18, with a career-high 13 made field goals and became just the third player in program history to score 35+ points in an SEC game ... Led Kentucky in the SEC Tournament victory over Alabama, scoring 25 points, 18 of which were scored in the second half ... Led UK with 21 points vs. No. 2 Mississippi State and followed with 20 points - 14 in the first half - vs. Arkansas ... Matched a then-season high with 22 points at No. 15 Missouri, scoring 17 of those points in the second half ... Recorded her first career double-double vs. Gardner-Webb with 10 points and a career-high 10 boards ... Dished out a career-best six assists against Alabama ... Tied a career high with three blocks and three steals against Mississippi State.

2016-17 (Sophomore): Put together a great season for Kentucky, starting all 33 games ... Finished fourth on the team in scoring with 11.8 points per game, scoring the third-highest total points on the team with 391 ... Led the team in 3-pointer field goals made with 53, shooting 32.3 percent from long range ... Ended her true sophomore season with 102 career 3-pointers made, becoming only the second UK player to hit 100 or more 3s in their first two seasons on campus ... Averaged 32.7 minutes per game last season, which ranked third most on the team ... Paced the Wildcats going 74-for-84 from the free-throw line for a team-best 88.1 percent ... Averaged 2.8 rebounds per game ... Set or tied career highs on the season in points (29), field-goals made (9), field-goals attempted (21), free-throws made (9), free-throws attempted (9), 3-point field-goals made (5), 3-point field-goals attempted (10), offensive rebounds (3), defensive rebounds (9), total rebounds (9), assists (4), steals (2) and minutes (42) ... Scored 10 or more points in 22 games with 15 or more points eight times ... Led the Wildcats in scoring three times, rebounds twice, assists four times and blocks nine times ... Finished third on the team with 20 blocks ... Best performance came against Arizona State, where she had a career-best 29 points with three assists, going 9-for-9 from the charity stripe ... Had 19 points in Kentucky's win over Oklahoma, hitting three 3s with eight rebounds ... After scoring 18 points at Auburn, including the game-winning basket in the paint and a free-throw with three seconds left to seal the win, she scored in double figures in 12 of her final 14 games ... Posted 17 points against Ole Miss with a season-best five 3-pointers hit, while she had 15 points against Belmont in the NCAA Tournament.

2015-16 (Freshman): Great freshman season, being named to the SEC All-Freshman Team by league coaches ... Started all 33 games, averaging 8.5 ppg ... Second on the team with 49 3-pointers made ... Had the fifth-best scoring effort in a varsity debut in UK history against Rice, draining 16 points in the victory and going 3-for-5 from 3-point range ... Dropped an SEC career-high-tying 17 points to lead the Cats in the victory over No. 14 Mississippi State ... Hit at least one 3-pointer in the first 11 games this season ... Missed the first free throw of her career after going 13-of-13 in her first attempts ... It was a record for most consecutive free throws to start a career in Mitchell era ... Had a career day against Eastern Michigan, pouring in 17 points thanks to five 3-pointers and grabbing a career-best six rebounds while also notching her first career block ... Hit her first seven 3-point attempts in the first two games of the NCAA Tournament, going 3-for-3 against UNCA and 4-for-5 versus Oklahoma, marking a UK record for consecutive triples in NCAA Tournament play ... Her 49 3-pointers were just one off tying the UK freshman 3-point record, tying Carly Ormerod for the second-most triples made by a freshman in UK history ... Sits second in freshman 3-point percentage after connecting on 39.2% of her shots beyond the arc.

Maci Morris's Career Stats

Year	GP-GS	MIN	FG-FGA	PCT	3FG-FGA	PCT	FT-FTA	PCT	OFF-DEF	TOT/AVG	PF-FO	A	TO	BLK	ST	PTS/AVG
2015-16	33-33	820-24.8	101-254	.398	49-125	.392	30-35	.857	8-77	85/2.6	78-4	31	54	7	19	281/8.5
2016-17	33-33	1078-32.7	132-383	.345	53-164	.323	74-84	.881	13-78	91/2.8	90-2	52	83	20	20	391/11.8
2017-18	31-31	937-30.2	198-409	.484	75-158	.475	66-78	.846	16-96	112/3.6	73-2	56	71	16	37	537/17.3
2018-19	32-32	925-28.9	167-406	.411	75-166	.452	74-88	.841	10-89	99/3.1	88-1	51	66	24	46	483/15.1
TOTAL	129-129	3760-29.1	598-1452	.412	252-613	.411	244-285	.856	47-340	387/3.0	329-9	190	274	67	122	1692/13.1



2

KENTUCKY 91, SOUTHERN 41 - FINAL

Nov. 11, 2018 • Lexington, Ky. (Memorial Coliseum)



Official Basketball Box Score - Game Totals - Final Statistics
Southern University vs Kentucky
11/11/18 7:02pm at Memorial Coliseum, Lexington, Ky.



Southern University 41 • 2-1

Box score table for Southern University vs Kentucky. Columns include Player, FG-FGA, 3-Ptr, Rebounds, PF, TP, A TO, Blk, Stl, Min. Totals: 15-49, 4-17, 7-10, 9 21 30 24 41 11 29 2 2 200

Summary statistics for Southern University vs Kentucky. 1st FG %: 51.1, 2nd: 41.1, 3rd: 41.1, 4th: 51.6, Game: 45.9, 3FG %: 1.4, FT %: 83.3%

Kentucky 91 • 2-0

Box score table for Kentucky vs Southern University. Columns include Player, FG-FGA, 3-Ptr, Rebounds, PF, TP, A TO, Blk, Stl, Min. Totals: 32-64, 13-25, 14-19, 11 24 35 15 9 12 22 3 15 200

Summary statistics for Kentucky vs Southern University. 1st FG %: 51.7, 2nd: 50.0, 3rd: 61.5, 4th: 58.3, Game: 54.4, 3FG %: 3.6, FT %: 85.3%

Officials: Ed Sidlasky, Marcus Clayton, Jennifer Resac
Technical fouls: Southern University-None, Kentucky-None.
Attendance: 3870

Score by periods table for Kentucky vs Southern University. Total: 91

Points in game table for Kentucky vs Southern University. Kentucky: 27, 23, 17, 24, 91

Last FG - SUBRW 4th-02:59, UK 4th-00:35. Largest lead - SUBRW None, UK by 50 4th-00:35. SUBRW led for 00:00. UK led for 39:25. Game was tied for 00:35.

Notables: Kentucky shot 50 percent from the field and 52 percent from long range with 13 3-pointers ... The 13 3s made were tied for the second most 3s made in a game in program history and the first time UK has accomplished that feat since hitting 14 against Mississippi State on Jan. 8, 2012 ... Howard's seven 3-pointers in the game tied the program record for most 3s made in a game.

3

KENTUCKY 63, VIRGINIA 51 - FINAL

Nov. 15, 2018 • Lexington, Ky. (Rupp Arena)



Official Basketball Box Score - Game Totals - Final Statistics
Virginia vs Kentucky
11/15/18 8:32pm at Rupp Arena, Lexington, Ky.



Virginia 51 • 0-2

Box score table for Virginia vs Kentucky. Columns include Player, FG-FGA, 3-Ptr, Rebounds, PF, TP, A TO, Blk, Stl, Min. Totals: 20-45, 7-16, 4-8, 8 33 41 17 51 16 32 7 4 200

Summary statistics for Virginia vs Kentucky. 1st FG %: 47.7, 2nd: 47.7, 3rd: 51.4, 4th: 71.7, Game: 41.2, 3FG %: 0.1, FT %: 83.3%

Kentucky 63 • 3-0

Box score table for Kentucky vs Virginia. Columns include Player, FG-FGA, 3-Ptr, Rebounds, PF, TP, A TO, Blk, Stl, Min. Totals: 23-69, 5-23, 12-15, 15 18 33 13 63 9 12 5 13 200

Summary statistics for Kentucky vs Virginia. 1st FG %: 41.5, 2nd: 27.3, 3rd: 50.0, 4th: 41.2, Game: 23.9, 3FG %: 0.5, FT %: 80.0%

Officials: Beverly Roberts, Felicia Grinter, Maj Forsberg
Technical fouls: Virginia-None, Kentucky-None.
Attendance: 4989

Score by periods table for Kentucky vs Virginia. Total: 63

Points in game table for Kentucky vs Virginia. Kentucky: 18, 13, 23, 19, 63

Last FG - VA 4th-00:01, UK 4th-02:23. Largest lead - VA by 4 1st-07:40, UK by 18 4th-08:01. VA led for 10:02. UK led for 24:35. Game was tied for 06:54.

Notables: The Wildcats now lead the all-time series in games played against Virginia, 1-0 ... UK now has an all-time record of 26-18 in Rupp Arena ... Kentucky used the starting combination of senior guard Taylor Murray, senior guard Maci Morris, freshman guard Rhyne Howard, sophomore forward Keke McKinney and sophomore forward Tatyana Wyatt ... Kentucky is now 3-0 this season when it uses this starting combination.

4

KENTUCKY 71, HIGH POINT 49 - FINAL

Nov. 18, 2018 • Lexington, Ky. (Memorial Coliseum)



Official Basketball Box Score - Game Totals - Final Statistics
High Point vs Kentucky
11/18/18 2:02pm at Memorial Coliseum, Lexington, Ky.



High Point 49 • 2-1

Box score table for High Point vs Kentucky. Columns include Player, FG-FGA, 3-Ptr, Rebounds, PF, TP, A TO, Blk, Stl, Min. Totals: 15-53, 4-19, 15-19, 12 23 35 22 49 11 19 1 7 200

Summary statistics for High Point vs Kentucky. 1st FG %: 31.4, 2nd: 41.4, 3rd: 31.1, 4th: 51.4, Game: 35.3, 3FG %: 1.5, FT %: 83.3%

Kentucky 71 • 4-0

Box score table for Kentucky vs High Point. Columns include Player, FG-FGA, 3-Ptr, Rebounds, PF, TP, A TO, Blk, Stl, Min. Totals: 26-59, 6-16, 13-16, 9 27 36 18 71 15 13 9 7 200

Summary statistics for Kentucky vs High Point. 1st FG %: 61.3, 2nd: 46.2, 3rd: 44.4, 4th: 51.4, Game: 26.9, 3FG %: 1.5, FT %: 77.1%

Officials: Bryan Entlerline, Chaney Muench, Greg Small
Technical fouls: High Point-None, Kentucky-None.
Attendance: 4064

Score by periods table for Kentucky vs High Point. Total: 49

Points in game table for Kentucky vs High Point. Kentucky: 20, 22, 15, 14, 71

Last FG - HPU 4th-03:16, UK 4th-02:28. Largest lead - HPU by 5 1st-07:25, UK by 26 4th-04:58. HPU led for 04:31. UK led for 33:30. Game was tied for 01:59.

Notables: Kentucky had 15 assists on 26 made baskets and has had 15 or more assists in three of its four games this season ... Senior guard Maci Morris led all scorers with 22 points going 8-of-16 from the field with five rebounds ... This was Morris' first 20-point scoring game of the season and the 13th of her career ... Sophomore forward Keke McKinney had a season-best nine rebounds.

5

KENTUCKY 85, SOUTH FLORIDA 63 - FINAL

Nov. 22, 2018 • St. Thomas Island (UVI S&F Center)



Official Basketball Box Score - Game Totals - Final Statistics
Kentucky vs USF
11/22/18 2:00pm AST at St. Thomas, U.S. Virgin Islands



Kentucky 85 • 5-0

Box score table for Kentucky vs South Florida. Columns include Player, FG-FGA, 3-Ptr, Rebounds, PF, TP, A TO, Blk, Stl, Min. Totals: 30-62, 9-19, 16-23, 11 22 33 23 85 11 12 1 6 200

Summary statistics for Kentucky vs South Florida. 1st FG %: 91.9, 2nd: 71.2, 3rd: 61.7, 4th: 81.4, Game: 30.4, 3FG %: 2.3, FT %: 77.8%

USF 63 • 4-1

Box score table for South Florida vs Kentucky. Columns include Player, FG-FGA, 3-Ptr, Rebounds, PF, TP, A TO, Blk, Stl, Min. Totals: 22-59, 5-21, 14-18, 15 23 38 23 63 13 18 2 3 200

Summary statistics for South Florida vs Kentucky. 1st FG %: 81.3, 2nd: 31.3, 3rd: 71.8, 4th: 41.5, Game: 22.9, 3FG %: 3.3, FT %: 1.2%

Officials: Dee Kantner, Geraldine Smith, Jennifer White
Technical fouls: Kentucky-None, USF-None.
Attendance: 874

2018 U.S. Virgin Islands Paradise Jam Women's Basketball Tournament
ISLAND DIVISION
PRESENTED BY BASKETBALL TRAVELERS

Score by periods table for Kentucky vs USF. Total: 63

Points in game table for Kentucky vs USF. Kentucky: 20, 24, 21, 20, 63

Last FG - UK 4th-00:07, USF 4th-00:29. Largest lead - UK by 27 4th-06:03, USF by 4 1st-01:53. UK led for 35:25. USF led for 02:17. Game was tied for 02:03.

Notables: The win was the first for Kentucky over a ranked opponent since taking down No. 2/3 Mississippi State at home on Feb. 23, 2017 ... The Wildcats forced South Florida into 20 turnovers and had 17 points off those miscues ... Kentucky scored 20+ points in both the second and fourth quarter, while limiting USF to single digits in the second quarter ... Junior guard Jaida Roper posted a season-high 13 points with two 3s in the game.



10

KENTUCKY 75, LOUISVILLE 80 - FINAL

Dec. 9, 2018 • Louisville, Ky. (KFC Yum! Center)



Official Basketball Box Score - Game Totals - Final Statistics
Kentucky vs Louisville
12/09/18 2:00 pm at KFC Yum! Center (Louisville, Ky.)



Kentucky 75 • 9-1

Box score table for Kentucky vs Louisville. Columns include Player, FG-FGA, 3-PT, FT-FTA, Rebounds, PF, TP, A TO Blk, Stl, Min. Totals: 26-60, 7-16, 16-19, 12 20 32, 26 75, 10 13 1 4 2000.

Louisville 80 • 10-0

Box score table for Louisville vs Kentucky. Columns include Player, FG-FGA, 3-PT, FT-FTA, Rebounds, PF, TP, A TO Blk, Stl, Min. Totals: 31-55, 3-13, 15-28, 6 22 28, 21 80, 13 6 4 5 2000.

Officials: Jeffrey Smith, Denise Brooks, Joseph Vaszily
Technical fouls: Kentucky-None, Louisville-Jasmine Jones.
Attendance: 13786
2018-19 Women's Basketball, Round: 0, Kentucky vs Louisville, Played at:

Score by periods table for Kentucky vs Louisville. Columns: 1st, 2nd, 3rd, 4th, Total. Kentucky: 19, 10, 23, 23, 75. Louisville: 24, 12, 31, 13, 80.

1st FG - UK 4th-00:07, UK 4th-02:17.
Largest lead - UK by 2 1st-09:54, UK by 18 3rd-03:26.
UK led for 00:55, UK led for 36:36. Game was tied for 02:29.

Score by periods table for Louisville vs Kentucky. Columns: 1st, 2nd, 3rd, 4th, Total. Louisville: 24, 12, 31, 13, 80.

1st FG - UK 4th-00:04, UK 4th-00:21.
Largest lead - MT None, UK by 24 3rd-08:56.
MT led for 00:00, UK led for 39:14. Game was tied for 00:46.

12

KENTUCKY 99, WESTERN CAROLINA 39 - FINAL

Dec. 18, 2018 • Lexington, Ky. (Memorial Coliseum)



Official Basketball Box Score - Game Totals - Final Statistics
Western Carolina vs Kentucky
12/18/18 7:00pm at Memorial Coliseum, Lexington, Ky.



Western Carolina 39 • 2-9

Box score table for Western Carolina vs Kentucky. Columns include Player, FG-FGA, 3-PT, FT-FTA, Rebounds, PF, TP, A TO Blk, Stl, Min. Totals: 15-47, 4-16, 5-10, 8 14 22, 9 39, 11 24 4 5 2000.

Kentucky 99 • 11-1

Box score table for Kentucky vs Western Carolina. Columns include Player, FG-FGA, 3-PT, FT-FTA, Rebounds, PF, TP, A TO Blk, Stl, Min. Totals: 41-70, 11-25, 6-7, 14 27 41, 14 99, 27 10 4 12 2000.

Officials: Michael McConnell, Metta Roberts, Kylie Galloway
Technical fouls: Western Carolina-None, Kentucky-None.
Attendance: 3903

Score by periods table for Western Carolina vs Kentucky. Columns: 1st, 2nd, 3rd, 4th, Total. Western Carolina: 11, 9, 7, 12, 39. Kentucky: 27, 29, 24, 19, 99.

1st FG - WCU 4th-01:12, UK 4th-00:45.
Largest lead - WCU None, UK by 61 4th-01:26.
WCU led for 00:00, UK led for 38:28. Game was tied for 00:45.

Score by periods table for Kentucky vs Western Carolina. Columns: 1st, 2nd, 3rd, 4th, Total. Kentucky: 27, 29, 24, 19, 99.

1st FG - MUR 4th-02:46, UK 4th-00:29.
Largest lead - MUR by 6 1st-04:55, UK by 39 4th-00:29.
MUR led for 07:02, UK led for 31:51. Game was tied for 01:06.

11

KENTUCKY 72, MIDDLE TENNESSEE 55 - FINAL

Dec. 15, 2018 • Lexington, Ky. (Memorial Coliseum)



Official Basketball Box Score - Game Totals - Final Statistics
Middle Tennessee vs Kentucky
12/15/18 1:00pm at Memorial Coliseum, Lexington, Ky.



Middle Tennessee 55 • 7-3

Box score table for Middle Tennessee vs Kentucky. Columns include Player, FG-FGA, 3-PT, FT-FTA, Rebounds, PF, TP, A TO Blk, Stl, Min. Totals: 23-51, 3-12, 6-9, 11 16 27, 18 55, 18 18 1 5 2000.

Kentucky 72 • 10-1

Box score table for Kentucky vs Middle Tennessee. Columns include Player, FG-FGA, 3-PT, FT-FTA, Rebounds, PF, TP, A TO Blk, Stl, Min. Totals: 25-44, 6-10, 16-22, 8 17 25, 13 72, 14 16 7 8 2000.

Officials: Dee Karter, Brian Hall, Macey Brooks
Technical fouls: Middle Tennessee-None, Kentucky-None.
Attendance: 5076

Score by periods table for Middle Tennessee vs Kentucky. Columns: 1st, 2nd, 3rd, 4th, Total. Middle Tennessee: 11, 12, 18, 14, 55. Kentucky: 20, 22, 16, 12, 72.

1st FG - MUR 4th-00:04, UK 4th-00:21.
Largest lead - MT None, UK by 24 3rd-08:56.
MT led for 00:00, UK led for 39:14. Game was tied for 00:46.

Score by periods table for Kentucky vs Middle Tennessee. Columns: 1st, 2nd, 3rd, 4th, Total. Kentucky: 20, 22, 16, 12, 72.

1st FG - UK 4th-00:04, UK 4th-00:21.
Largest lead - UK by 2 1st-09:54, UK by 18 3rd-03:26.
UK led for 00:55, UK led for 36:36. Game was tied for 02:29.

Notables: Kentucky went on a 17-0 run in the second quarter, which was its second longest run of the season for the Wildcats ... Between the end of the first half and the start of the second half, UK went on a 16-0 run. UK scored the final five points of the first half and the first 11 points of the second half ... The Wildcats shot a season-best 58.6 percent from the field ... The Wildcats had a season-high 27 assists in the game.

Notables: The Wildcats shot a season-best 71 percent from the field in the first half, going 15-for-21 from the field, including 5-of-7 from long range. UK was also 10-of-11 from the charity stripe in the first half ... Sophomore forward KeKe McKinney scored a career-high 13 points with a career-high five blocks ... Freshman guard Blair Green scored 11 points in the first half and ended the game 3-of-3 from long range, which was a career-high in 3 makes.

13

KENTUCKY 88, MURRAY STATE 49 - FINAL

Nov. 21, 2018 • Lexington, Ky. (Memorial Coliseum)



Official Basketball Box Score - Game Totals - Final Statistics
Murray State vs Kentucky
12/21/18 12:00pm at Memorial Coliseum, Lexington, Ky.



Murray State 49 • 4-6

Box score table for Murray State vs Kentucky. Columns include Player, FG-FGA, 3-PT, FT-FTA, Rebounds, PF, TP, A TO Blk, Stl, Min. Totals: 19-48, 4-13, 7-14, 8 21 29, 16 49, 13 27 1 7 2000.

Kentucky 88 • 12-1

Box score table for Kentucky vs Murray State. Columns include Player, FG-FGA, 3-PT, FT-FTA, Rebounds, PF, TP, A TO Blk, Stl, Min. Totals: 34-67, 10-21, 10-15, 15 24 39, 15 88, 20 13 2 15 2000.

Officials: Brian Hall, Chaney Muench, Bill Laranca
Technical fouls: Murray State-None, Kentucky-None.
Attendance: 4312

Score by periods table for Murray State vs Kentucky. Columns: 1st, 2nd, 3rd, 4th, Total. Murray State: 20, 8, 9, 12, 49. Kentucky: 20, 22, 26, 20, 88.

1st FG - MUR 4th-02:46, UK 4th-00:29.
Largest lead - MUR by 6 1st-04:55, UK by 39 4th-00:29.
MUR led for 07:02, UK led for 31:51. Game was tied for 01:06.

Score by periods table for Kentucky vs Murray State. Columns: 1st, 2nd, 3rd, 4th, Total. Kentucky: 20, 22, 26, 20, 88.

1st FG - UK 4th-00:04, UK 4th-00:21.
Largest lead - UK by 2 1st-09:54, UK by 18 3rd-03:26.
UK led for 00:55, UK led for 36:36. Game was tied for 02:29.



18

KENTUCKY 49, OLE MISS 55 - FINAL

Jan. 13, 2019 • Lexington, Ky. (Memorial Coliseum)



Official Basketball Box Score - Game Totals - Final Statistics
Ole Miss vs Kentucky
01/13/19 6:02pm at Memorial Coliseum, Lexington, Ky.



Ole Miss 55 • 7-11 (1-3 SEC)

Table with columns: #, Player, Total (FG-FGA, 3-Ptr, FT-FTA), Rebounds (Off, Def, Tot), PF, TP, A, TO, Blk, Stl, Min. Includes player stats for Salter, La'Karis, Reid, Mimi, Allen, Crystal, Smith, Taylor, Sessom, Shandricka, Crawford, Gabby, Dunlap, Jhileiya, Muhate, Cecilia, Matthews, Mahogany, Dozier, Shannon, Team.

Summary statistics table for Ole Miss vs Kentucky game.

Kentucky 49 • 15-3 (2-2 SEC)

Table with columns: #, Player, Total (FG-FGA, 3-Ptr, FT-FTA), Rebounds (Off, Def, Tot), PF, TP, A, TO, Blk, Stl, Min. Includes player stats for McKinney, KeKe, Wyatt, Tatyana, Howard, Rhyne, Paschal, Amanda, Roper, Jaide, Green, Blair, Anyagaligbo, Ogechi, Roach, Kameron, Murray, Taylor, Team.

Summary statistics table for Kentucky vs Ole Miss game.

Officials: Denise Brooks, Meadow Overstreet, Luis Gonzalez
Technical fouls: Ole Miss-None, Kentucky-None.
Attendance: 4577

Score by periods table showing 1st, 2nd, 3rd, 4th, and Total scores for Ole Miss and Kentucky.

Last FG - OM 4th-02:03, UK 4th-00:10.
Largest lead - OM by 7 4th-00:11, UK by 8 2nd-09:02.
OM led for 04:50, UK led for 28:20. Game was tied for 06:50.

Score tied - 3 times.
Lead changed - 4 times.

Notables: UK's point total of 49 points was its fewest this season while its 26.6 percent from the field was also a season-low percentage ... The game broke a streak of 51 straight starts for senior guard Taylor Murray, who was available for the game but did not start with a bruised knee ... It was the fifth career start for Roper and the third career start for Paschal, who played for Maci Morris who missed the game due to knee pain.

19

KENTUCKY 64, LSU 60 - FINAL

Jan. 17, 2019 • Baton Rouge, La. (Maravich Center)



Official Basketball Box Score - Game Totals - Final Statistics
Kentucky vs LSU
01/17/19 6:30 p.m. at Maravich Center (Baton Rouge, La.)



Kentucky 64 • 16-3 (3-2)

Table with columns: #, Player, Total (FG-FGA, 3-Ptr, FT-FTA), Rebounds (Off, Def, Tot), PF, TP, A, TO, Blk, Stl, Min. Includes player stats for McKinney, KeKe, Wyatt, Tatyana, Morris, Maci, Paschal, Amanda, Roper, Jaide, Green, Blair, Anyagaligbo, Ogechi, Roach, Kameron, Team.

Summary statistics table for Kentucky vs LSU game.

LSU 60 • 11-6 (2-3)

Table with columns: #, Player, Total (FG-FGA, 3-Ptr, FT-FTA), Rebounds (Off, Def, Tot), PF, TP, A, TO, Blk, Stl, Min. Includes player stats for Ayana Mitchell, Faustine Aifuwa, Shanicke Norton, Khayla Pointer, J. Richard-Harris, Jalin Cherry, Mercedes Brooks, Y. Bidikundlia, Rakell Spencer, Team.

Summary statistics table for LSU vs Kentucky game.

Officials: Dee Kantner, Michael McConnell, Carla Fountain
Technical fouls: Kentucky-None, LSU-None.
Attendance: 1452

Score by periods table showing 1st, 2nd, 3rd, 4th, and Total scores for Kentucky and LSU.

Last FG - UK 4th-00:20, LSU 4th-00:45.
Largest lead - UK by 16 1st-02:08, LSU by 2 4th-05:06.
UK led for 35:29, LSU led for 02:44. Game was tied for 01:47.

Points in Paint, 2nd Chance, Fast Break, Bench table for Kentucky and LSU.

Score tied - 3 times.
Lead changed - 2 times.

Notables: UK started the game on a 21-5 run before LSU ended the first half on a 9-0 run hitting three 3-pointers in the final two minutes of the quarter ... Kentucky shot 51 percent from the field, which was its best in an SEC game this season ... UK is now 13-3 this season when it hits six or more 3-pointers ... UK is now 15-2 this season when they score 60 or more points ... Maci Morris scored a game-high 20 points going 7-of-12 from the field with five rebounds.

20

KENTUCKY 52, MISSOURI 41 - FINAL

Jan. 24, 2019 • Lexington, Ky. (Memorial Coliseum)



Official Basketball Box Score - Game Totals - Final Statistics
Missouri vs Kentucky
01/24/19 6:32pm at Memorial Coliseum, Lexington, Ky.



Missouri 41 • 15-6, 4-3 SEC

Table with columns: #, Player, Total (FG-FGA, 3-Ptr, FT-FTA), Rebounds (Off, Def, Tot), PF, TP, A, TO, Blk, Stl, Min. Includes player stats for Porter, Cierra, Cunningham, Sophie, Aldridge, Lauren, Roundtree, Jordan, Smith, Amber, Levy, Akira, Troup, Haley, Brown, Elle, Schuchts, Hannah, Chavis, Jordan, Tahane, Emmanuelle, Team.

Summary statistics table for Missouri vs Kentucky game.

Kentucky 52 • 17-3, 4-2 SEC

Table with columns: #, Player, Total (FG-FGA, 3-Ptr, FT-FTA), Rebounds (Off, Def, Tot), PF, TP, A, TO, Blk, Stl, Min. Includes player stats for McKinney, KeKe, Wyatt, Tatyana, Morris, Maci, Howard, Rhyne, Murray, Taylor, Green, Blair, Paschal, Amanda, Anyagaligbo, Ogechi, Roper, Jaide, Team.

Summary statistics table for Kentucky vs Missouri game.

Officials: Jesse Dickerson, Frank Steratore, Karen Preato
Technical fouls: Missouri-TEAM, Kentucky-None.
Attendance: 4174

Score by periods table showing 1st, 2nd, 3rd, 4th, and Total scores for Missouri and Kentucky.

Last FG - MU 4th-04:46, UK 4th-01:55.
Largest lead - MU by 7 2nd-03:03, UK by 11 4th-06:35.
MU led for 20:46, UK led for 18:28. Game was tied for 09:19.

Score tied - 0 times.
Lead changed - 1 time.

Notables: UK started the second half on a 6-0 run - all six points scored by Taylor Murray - to grab UK's first lead of the game ... UK outscored the Tigers 26-8 in the paint, 21-8 in points off turnovers and 17-3 in second-chance points ... Kentucky's 26 points in the paint and 17 second-chance points tonight were its best performance in an SEC game in those two areas this season ... Murray scored 19 points and had four steals in the second half.

21

KENTUCKY 71, TEXAS A&M 73 - FINAL

Jan. 27, 2019 • College Station, Texas (Reed Arena)



Official Basketball Box Score - Game Totals - Final Statistics
Kentucky vs Texas A&M
01/27/19 4 p.m. at College Station, Texas (Reed Arena)



Kentucky 71 • 17-4, 4-3 SEC

Table with columns: #, Player, Total (FG-FGA, 3-Ptr, FT-FTA), Rebounds (Off, Def, Tot), PF, TP, A, TO, Blk, Stl, Min. Includes player stats for McKinney, KeKe, Morris, Maci, Howard, Rhyne, Wyatt, Tatyana, Murray, Taylor, Green, Blair, Paschal, Amanda, Anyagaligbo, Ogechi, Roper, Jaide, Team.

Summary statistics table for Kentucky vs Texas A&M game.

Texas A&M 73 • 16-4, 5-2 SEC

Table with columns: #, Player, Total (FG-FGA, 3-Ptr, FT-FTA), Rebounds (Off, Def, Tot), PF, TP, A, TO, Blk, Stl, Min. Includes player stats for Carter, Chennedy, Washington, Shambria, Wells, Kayla, Jones, N'dea, Johnson, Ciera, Ellison, Aja, Walton, Jada, Williams, Jasmine, Martin, Caylinne, Team.

Summary statistics table for Texas A&M vs Kentucky game.

Officials: Tina Napier, Metta Roberts, Eric Baker
Technical fouls: Kentucky-None, Texas A&M-None.
Attendance: 4752

Score by periods table showing 1st, 2nd, 3rd, 4th, and Total scores for Kentucky and Texas A&M.

Last FG - UK 4th-01:40, TAMU 4th-03:21.
Largest lead - UK None, TAMU by 10 3rd-04:40.
UK led for 00:00, TAMU led for 35:50. Game was tied for 04:10.

Score tied - 4 times.
Lead changed - 0 times.

Notables: Senior guard Maci Morris scored a game-high 22 points, including 12 in a row for UK in the fourth quarter to pull UK within five points ... Sophomore forward Rhyne Howard scored 21 points in the game, which included an SEC-high tying five 3-pointers (Ole Miss) ... UK outrebounded a much taller Texas A&M team, 34-31 ... Texas A&M started the second half 6-for-6 from the field and 3-for-3 from 3 to take a 50-40 lead.



26

KENTUCKY 61, ARKANSAS 59 - FINAL

Feb. 17, 2019 • Lexington, Ky. (Memorial Coliseum)



Official Basketball Box Score - Game Totals - Final Statistics
Arkansas vs Kentucky
02/17/19 2:02pm at Memorial Coliseum, Lexington, Ky.



Arkansas 59 • 16-10, 5-7

Box score table for Arkansas vs Kentucky. Columns include Player, FG-FGA, 3-Ptr, FT-FTA, Rebounds, PF, TP, A TO Blk, Stl, Min. Total: 22-55, 4-21, 11-15, 11 25 36, 16 59, 12 13 8 4 200.

Summary statistics for Arkansas: 1st FG %: 41.3, 3rd: 61.6, 4th: 51.2, Game: 22-55 40.0%, Deadball 3FG %: 1-4 25.0%, FT %: 5-6 83.3%.

Kentucky 61 • 21-5, 8-4

Box score table for Kentucky vs Arkansas. Columns include Player, FG-FGA, 3-Ptr, FT-FTA, Rebounds, PF, TP, A TO Blk, Stl, Min. Total: 23-67, 4-18, 11-22, 21 24 45, 14 61, 10 9 4 5 200.

Summary statistics for Kentucky: 1st FG %: 9-21 42.9%, 3rd: 8-18 44.4%, 4th: 4-12 33.3%, Game: 23-67 34.3%, Deadball 3FG %: 2-4 50.0%, FT %: 2-2 100.0%.

Officials: Cameron Inouye, Meadow Overstreet, Douglas Knight

Technical fouls: Arkansas-None. Kentucky-None.

Attendance: 5680

Score by periods table for Arkansas vs Kentucky. Total score: 61-59.

Last FG - AR 4th-00:22, UK 4th-00:03. Largest lead - AR by 4 2nd-02:00, UK by 8 1st-00:09. AR led for 10:06, UK led for 27:14. Game was tied for 02:39.

Points in half table for Arkansas vs Kentucky. Total points: 61-59.

Score tied - 6 times. Lead changed - 2 times.

Notables: Kentucky is 3-4 this season when trailing at the half, including 2-3 in league play ... UK only scored 8 points in the second quarter, which tied its lowest scoring output of the season in a quarter ... Howard connected on a jumper in the paint with 1.3 seconds left to seal UK's win. It was the first buzzer-beating game-winning shot for UK since Feb. 2017 ... The Wildcats are now 16-1 this season when holding opponents to less than 60 points, including 6-1 in conference play.

27

KENTUCKY 65, SOUTH CAROLINA 57 - FINAL

Feb. 21, 2019 • Columbia, S.C. (Colonial Life Arena)



Official Basketball Box Score - Game Totals - Final Statistics
Kentucky vs South Carolina
02/21/19 7 pm at Columbia, S.C./Colonial Life Arena



Kentucky 65 • 22-5 (9-4 SEC)

Box score table for Kentucky vs South Carolina. Columns include Player, FG-FGA, 3-Ptr, FT-FTA, Rebounds, PF, TP, A TO Blk, Stl, Min. Total: 23-57, 6-12, 13-14, 8 26 34, 20 65, 12 16 2 14 200.

Summary statistics for Kentucky: 1st FG %: 6-18 33.3%, 3rd: 5-13 38.5%, 4th: 7-14 50.0%, Game: 23-57 40.6%, Deadball 3FG %: 1-2 50.0%, FT %: 0-0 0.0%.

South Carolina 57 • 19-7 (11-2 SEC)

Box score table for South Carolina vs Kentucky. Columns include Player, FG-FGA, 3-Ptr, FT-FTA, Rebounds, PF, TP, A TO Blk, Stl, Min. Total: 18-52, 5-20, 16-22, 11 23 34, 17 57, 12 7 7 7 200.

Summary statistics for South Carolina: 1st FG %: 4-12 33.3%, 3rd: 5-13 38.5%, 4th: 5-16 31.3%, Game: 18-52 34.6%, Deadball 3FG %: 0-4 0.0%, FT %: 3-5 60.0%.

Officials: Scott Yarbrough, Angelica Suffren, Bill Larance

Technical fouls: Kentucky-None. South Carolina-None.

Attendance: 11887

Score by periods table for Kentucky vs South Carolina. Total score: 65-57.

Last FG - UK 4th-03:26, SC 4th-00:11. Largest lead - UK by 10 4th-00:35, SC by 3 3rd-02:35. UK led for 28:56, SC led for 07:46. Game was tied for 02:20.

Points in half table for Kentucky vs South Carolina. Total points: 65-57.

Score tied - 5 times. Lead changed - 5 times.

Notables: In the second quarter, with UK leading by one, Howard went on an 8-0 run all by herself to push the Cats' lead to nine with 4:21 to go. UK held on to a six-point lead at the half, 30-24, as Howard led all scorers with 10 ... The 24 points by South Carolina were the fewest points scored in either half this season ... The Cats hit 13-of-14 free throws in the game (92.9 percent), their highest percentage of the season.

28

KENTUCKY 57, LSU 52 - FINAL

Feb. 24, 2019 • Lexington, Ky. (Memorial Coliseum)



Official Basketball Box Score - Game Totals - Final Statistics
LSU vs Kentucky
02/24/19 2:02pm at Memorial Coliseum - Lexington, Ky.



LSU 52 • 16-10, 7-7

Box score table for LSU vs Kentucky. Columns include Player, FG-FGA, 3-Ptr, FT-FTA, Rebounds, PF, TP, A TO Blk, Stl, Min. Total: 20-55, 3-10, 9-22, 14 29 43, 22 52, 14 16 3 4 200.

Summary statistics for LSU: 1st FG %: 2-14 14.3%, 3rd: 3-15 20.0%, 4th: 7-12 58.3%, Game: 20-55 36.4%, Deadball 3FG %: 0-2 0.0%, FT %: 2-6 33.3%.

Kentucky 57 • 23-5, 10-4

Box score table for Kentucky vs LSU. Columns include Player, FG-FGA, 3-Ptr, FT-FTA, Rebounds, PF, TP, A TO Blk, Stl, Min. Total: 18-49, 3-10, 18-22, 4 23 27, 21 57, 9 11 3 8 200.

Summary statistics for Kentucky: 1st FG %: 5-12 41.7%, 3rd: 5-15 33.3%, 4th: 2-11 18.2%, Game: 18-49 36.7%, Deadball 3FG %: 1-2 50.0%, FT %: 1-2 50.0%.

Officials: Tina Napier, Roy Gulbeyan, Jesse Dickerson

Technical fouls: LSU-None. Kentucky-None.

Attendance: 6911

Score by periods table for LSU vs Kentucky. Total score: 52-57.

Last FG - LSU 4th-01:45, UK 4th-00:14. Largest lead - LSU None, UK by 16 4th-08:14. LSU led for 00:00, UK led for 38:38. Game was tied for 01:15.

Points in half table for LSU vs Kentucky. Total points: 52-57.

Score tied - 0 times. Lead changed - 0 times.

Notables: Kentucky held a 50-34 lead early in the fourth quarter before LSU ended the game on a 18-5 run. During the run, UK was held without a field goal for the final 8:14 of the game missing its last nine shots ... Four Kentucky players scored in double figures for sixth time this season. UK is 6-0 in those games ... The Wildcats are 16-0 this season when shooting a higher percentage than their opponent.

29

KENTUCKY 55, TEXAS A&M 62 - FINAL

Feb. 28, 2019 • Lexington, Ky. (Memorial Coliseum)



Official Basketball Box Score - Game Totals - Final Statistics
Texas A&M vs Kentucky
02/28/19 7:02pm at Memorial Coliseum - Lexington, Ky.



Texas A&M 62 • 22-6, 11-4

Box score table for Texas A&M vs Kentucky. Columns include Player, FG-FGA, 3-Ptr, FT-FTA, Rebounds, PF, TP, A TO Blk, Stl, Min. Total: 23-56, 3-11, 13-22, 14 33 47, 11 62, 10 17 3 3 200.

Summary statistics for Texas A&M: 1st FG %: 8-16 50.0%, 3rd: 8-13 61.5%, 4th: 5-13 38.5%, Game: 23-56 41.1%, Deadball 3FG %: 2-5 40.0%, FT %: 1-2 50.0%.

Kentucky 55 • 23-6, 10-5

Box score table for Kentucky vs Texas A&M. Columns include Player, FG-FGA, 3-Ptr, FT-FTA, Rebounds, PF, TP, A TO Blk, Stl, Min. Total: 22-61, 5-22, 6-9, 6 22 28, 20 55, 11 10 7 7 200.

Summary statistics for Kentucky: 1st FG %: 3-13 23.1%, 3rd: 7-16 43.8%, 4th: 5-16 31.3%, Game: 22-61 36.1%, Deadball 3FG %: 0-5 0.0%, FT %: 1-2 50.0%.

Officials: Bryan Entlerline, Carla Fountain, Troy Winders

Technical fouls: Texas A&M-None. Kentucky-None.

Attendance: 4532

Score by periods table for Kentucky vs Texas A&M. Total score: 55-62.

Last FG - TAMU 4th-00:49, UK 4th-01:23. Largest lead - TAMU by 15 2nd-09:05, UK by 1 2nd-01:24. TAMU led for 34:04, UK led for 01:23. Game was tied for 03:57.

Points in half table for Kentucky vs Texas A&M. Total points: 55-62.

Score tied - 12 times. Lead changed - 4 times.

Notables: Kentucky's loss snaps a six-game winning streak for the Wildcats as it was its longest of the year in conference play and the longest active streak in the league ... Texas A&M leads the all-time series in games played against Kentucky, 6-4, including a 3-1 mark in games played in Lexington ... The Wildcats are now 7-6 this season when they shoot a lower percentage than their opponents and 3-5 in league play.



27

30 KENTUCKY 58, GEORGIA 53 - FINAL March 3, 2019 • Athens, Ga. (Stegemen Coliseum)

Official Basketball Box Score - Game Totals - Final Statistics Kentucky vs Georgia 3/3/19 1 p.m. at Athens, Ga. -- Stegemen Coliseum Kentucky 58 • 24-6, 11-5 SEC

Georgia 53 • 18-11, 9-7 SEC

Officials: Eric Brewton, Paulani Spurlock, and Meadow Overstreet Technical fouls: Kentucky-None. Georgia-None. Attendance: 3461

Score by periods, Kentucky, Georgia, Points, In, Off, 2nd, Fast, Bench, Kentucky, Georgia, UK, UGA, UK led for 11:50, UGA led for 24:24. Game was tied for 03:46.

Notables: The Bulldogs had a 15-0 advantage in fast-break points which ties the largest margin in that category the Cats have allowed this season ... Georgia had 9 blocks in the game, which is a season-high for an opponent against Kentucky ... Kentucky outscored Georgia 24-14 in the fourth quarter to grab the win after scoring a combined 34 points in the first three quarters ... This is the first time in program history that UK has won three straight games in Athens.

31 KENTUCKY 68, MISSOURI 70 - FINAL/OT March 8, 2019 • Greenville, S.C. (Bon Secours Arena)

Official Basketball Box Score - Game Totals - Final Statistics Missouri vs Kentucky 03/08/19 2:25 PM at BON SECOURS WELLNESS ARENA-GREenville,SC Missouri 70 • 23-9

Kentucky 68 • 24-7

Officials: DEE KANTNER, ERIC BREWTON, ANGELICA SUFFREN Technical fouls: Missouri-None. Kentucky-None. Attendance: 4431

Score by periods, Missouri, Kentucky, Points, In, Off, 2nd, Fast, Bench, Missouri, Kentucky, MU, UK, MU led for 36:39, UK led for 03:19. Game was tied for 04:17.

Notables: This was the first time in 10 years that Kentucky has not won at least one game in the event ... This was Kentucky's second overtime game of the season. UK is now 1-1 in overtime game ... UK did not make a 3-pointer in the game for the first time this season. The Wildcats' previous low mark from 3 was against Missouri (Jan. 24) and LSU (Feb. 24) ... UK is 7-7 this season when it shoots a lower percentage than its opponent.

32 KENTUCKY 82, PRINCETON 77 - FINAL March 23, 2019 • Reynolds Coliseum (Raleigh, N.C.)

Official Basketball Box Score - Game Totals - Final Statistics Kentucky vs Auburn 02/07/19 6:00 p.m. at Auburn Arena - Auburn, Ala. Kentucky 78 • 19-5, 6-4 SEC

Auburn 68 • 17-6, 5-5 SEC

Officials: Tina Napier, Luis Gonzalez, Julie Krommenhoek Technical fouls: Kentucky-None. Auburn-None. Attendance: 1604

Score by periods, Kentucky, Auburn, Points, In, Off, 2nd, Fast, Bench, Kentucky, Auburn, UK, AU, UK led for 39:04, AU led for 00:32. Game was tied for 20:24.

Notables: After allowing Princeton 22 points in the paint in the first half the Wildcats limited Princeton to 16 in the second half ... UK scored 22 points off turnovers while Princeton scored just eight points off UK miscues ... The Wildcats are 18-0 this season when shooting higher percentage than their opponents ... UK had four players score in double figures and are now 8-0 this season when it has four or more players score in double figures.

33 KENTUCKY 57, NC STATE 72 - FINAL March 25, 2019 • Reynolds Coliseum (Raleigh, N.C.)

Official Basketball Box Score - Game Totals - Final Statistics Kentucky vs NC State 03/25/19 7:10 pm at Reynolds Coliseum (Raleigh, N.C.) Kentucky 57 • 25-8

NC State 72 • 28-5

Officials: Bryan Brunette, Mark Zentz, Karen Lasus, Angie Lewis Technical fouls: Kentucky-None. NC State-None. Attendance: 2683 2019 NCAA Tournament Second Round

Score by periods, Kentucky, NC State, Points, In, Off, 2nd, Fast, Bench, Kentucky, NC State, UK, ST, UK led for 01:57, ST led for 36:35. Game was tied for 00:56.

Notables: Kentucky ends the season 25-8 while NC State is now 28-5 and advances to the Greensboro Regional Semifinal ... This is Kentucky's 15th all-time appearance in the NCAA Tournament ... The Wildcats are 21-15 all-time in the NCAA Tournament, including 17-9 under Matthew Mitchell ... The Wildcats are now 5-6 all-time in second-round games including a 5-4 mark under Mitchell.

ALL-TIME LETTERWINNERS

-A-

Adams, Rita 2000-2003
 Akhator, Evelyn 2016-17
 Alcious, Natassia 2004-2007
 Alexander, Carolyn 1999-2000
 Ali, Bra'shey 2012
 Andrew, Audre 1983
Anyagaligbo, Ogechi 2016-Pres.

-B-

Baker, Stephanie 1993-1995
 Baluyut, Arlene 1979
 Barber, Cathy 1980
 Barnes, Jaye 1998-1999
 Barnett, Sarah Beth 2011
 Beickman, Julie 1996
 Bett, Catina 2008-2009
 Bishop, Azia 2012-2015
 Bonets, Aisha 2001
 Bowman, Chanté 2005-2008
 Boyd, Patrice 1997-1998
 Boyd, Terry 1978
 Browning, Pam 1978

-C-

Camara, Batouly 2016
 Campbell, Kayla 1991-1994
 Cann, Makenzie 2016-2018
 Christman, Stephanie 1998-2000
 Chowning, Chelsea 2008
 Coe, Jaycee 2015
 Cole, Anna 2010
Cole, Nae Nae 2018-Pres.
 Collins, Lisa 1981-1984
 Combs, Mitzi 1978
 Conwright, Maegan 2011-2013
 Croley, Bebe 1985-1988
 Cushenberry, Kristi 1989-1992
 Custard, Mary 1989

-D-

Daniel, Mia 1990-1993
 Davis, Tracye 1988-1991
 Denkins, Kim 1995-1998
 Donhoff, Maria 1978-1981
 Dowdell, Tammy 1990
 Drake, Samantha 2011-2014
 Dunlap, Victoria 2008-11

-E-

Eagan 1978
 Eberhart, Tedra 1991-1994
 Edelen, Brittany 2007-2009
 Edelman, Linda 1978-1980
 Edington, Lori 1980-1982
Edwards, Dre'una 2019-Pres.
 Elbert, Lynne 1986-1987
 Elliott, Sarah 2005-2008
 Ellis, Lisa 1989-1990
 Ellis, Racquel 2003-2004
 Embry, Robyn 1997
 Epps, Makayla 2014-17
 Evans, Kastine 2011-2014
 Everette, Jenerrie 2001-2004

-F-

Fetter, Denise 1979
 Fogle, Tayna 1979-1982
 Foster-Sutton, Vanessa 1989-1990
 Franklin, Amani 2007-2010
 Freeman, Shannon 1987

-G-

Gamble, LaQwasha 2006
 Garland, Sharon 1980
 Goin, Jennifer 2003-2004
 Goss, Bria 2012-2015
 Goodin-Rogers, Kyvin 2014-2015
 Grassi, Kristen 2003-2004
 Gray, Rebecca 2009-2010
 Gray, Jennifer 1991-1994
Green, Blair 2018-Pres.
 Greenfield, Carmen 1996
 Grigsby, Geri 1978-1980

-H-

Haines, Sabrina 2018-Pres.
 Halse, LaShae 2016-19
 Hardin, Jessica 2016-2018
 Harding, Sandy 1984-1987
 Harper, Linnae 2014-2015
 Harrell, Davitria 1987-1988
 Harrison, Dorie 2017-18
 Hawthorne, Dasieka 2001-2002
 Hay, Nikki 1997-1998
 Hedges, Patty Jo 1980-1983
 Helm, SeSe 2001-2004
 Henderson, Brittany 2010-2013
 Higginbotham, Stephanie 1994-1995
 Hobgood, Jamie 1989-1991
 Hoskins, Debbie 1988
Howard, Rhyne 2018-Pres.
 Hudgens, Laurie 1985-1986
 Humphrey, Jennifer 2003-2007
 Hurst 1978

-J-

Jackson, Erica 1999-2000
 Jackson, Jenn'e 2006-2009
 Jackson, Vonda 1995-1998
 Jakubcova, Ivana 2015-2016
 Jansen, Christina 1993-1996
 Jennings, Alexis 2015-2016
 Johnson, Jennifer 1990
 Jones, Shambrica 2001-2004
 Jordan, Christie 1991-1994

-K-

Keith, Rae 1999
 Killen, Karen 1991-1992
King, Emma 2019-Pres.
 Koach, Karri 1992-1995
 Kogoy, Beth 1981

-L-

Ladson, E'Lisa 2004
 Langelier, Melissa 2000
 Leonard, Pattresa 1990-1992
 Lewis, Lynnette 1981, 1983-1984
 Lokie, Kathy 1981-1982
 Love, Tiundra 1991
 Lukschu, Liz 1978-1981
 Lykins 1978

-M-

Mack, Debbie 1978-1979
 Mahoney, Samantha 2005-2008
 Manning, Shawn 1996-1997
 Martin, Donna 1981-1984
 Martinez, Natalie 1997-2000
 Mathies, A'dia 2010-2013
 McDole, LaTonya 1999-2002
 McIntyre, Stacy 1989-1992

McKinley, Becky 1993
McKinney, KeKe 2017-Pres.
 Meadows, Laura 1998-2000
 Mendeng, Alvine 2001-2002
Merrill, Deasia 2019-Pres.
 Miller, Debbie 1984-1987
 Miller, Kris 1987-1990
 Miller, Shelly 1985-1986
 Mills, Jocelyn 1990-1993
 Mitchell, Domonique 1996
 Mjoseph, Jeannie 1978
 Morris, Maci 2016-19
 Morrow, Carly 2008-11
 Mosley, Karen 1983-1986
 Mountain, Ruth 1989
 Murray, Taylor 2016-19

-N-

Naiser, Terri 1982-1983
 Nichols, Leslie 1983-1986

-O-

Oden, Debra 1978-1980
 O'Neill, Jennifer 2011-2015
 Ormerod, Carly 2006-2009
 Ousley, Beth 1988
 Owens, Shantia 1999-2000

-P-

Paschal, Amanda 2017-Pres.
Patterson, Chasity 2019-Pres.
 Patterson, Niecee 2002
 Payne, Danyelle 2002-2005
 Pennie, Michele 1985-1988
 Perry, Afton 2004, 2006
 Peterson, Latasha 1995
 Pfeiffer, Jenny 2003-2004, 2006-2007
 Phillips, Angela 2004-2005
 Pinkett, Bernisha 2011-2014
 Poffenberger, Paige 2016-19
 Potter, Rachel 2016
 Potts, Sara 2002-2005
 Proctor, Cathy 1990-1993

-R-

Reasor, Rebekah 1991-1992
 Reed, Stacey 1992-1995
 Riley, Crystal 2009-2012
 Rice, Alyssa 2015-2018
Roach, Kameron 2017-Pres.
 Roberts, Chrissy 1994-1995
 Roberts, Shaunda 1995-1997
 Roddy, Eleia 2005-2009
Roper, Jaida 2016-Pres.
 Rose 1983
 Ross, Natasha 1998
 Runge, Jody 1981-1984

-S-

Salhi, Malinka 1989-1990
 Sarkalahti, Anne 1989-1990
 Schultz, Jenny 2002
 Seaton, Tanesha 1999-2000
 Shrum, Pam 1986-1989
 Sidney, Jelléah 2013-2015
 Simpson, Lyssa 1994
 Sizemore, Bonnie 1979
 Smith, Amber 2008-2012
 Snowden, Keyla 2009-2012
 Spence, Lora 1987-1989
 Stallworth, DeNesha 2012-2014

Stephens, Diane 1982-1985
 Stevens, Angel 1988-1989
 Stewart, Theresa 1989
 Still, Valerie 1980-1983
 Stoglin, Stephanie 2001-2002
 Stumbo, Stephanie 2003-06
 Swarens, Julie 1993-1995

-T-

Tarantini, Monique 1985-1988
 Tate, Keiko 2002-2005
 Taylor, Oreonna 2006
 Thompson, Janee 2013-2016
 Tillman, Tory 1996
 Timperman, Janet 1978-1979

-U-

Upton, Laura 1978

-V-

Vieth, Katie 1997-2000

-W-

Wait, Tiffany 1996-2000
 Walker, Samarie 2012-2014
 Wardford, Keeoma 1994-1995
 Warren, Melanie 1984-1987
 Watkins, Lydia 2007-2010
 Webb, Marcia 1996
 Whitaker, Jodie 1986-1989
 Wise, Lea 1980-1983
Wyatt, Tatyana 2017-Pres.

-Y-

Young, Kenya 1998-1999
 Young, Nikki 2000-2001

Note: Letterwinners begin during the 1977-78 season

MISS BASKETBALL & KENTUCKY WBB

Kentucky has been the home to 10 winners of Kentucky's Miss Basketball award. The award, given annually to the top high school basketball player in the state of Kentucky, has been awarded annually since 1976.

Kentucky Miss Basketball Winners at UK

- 1977 Geri Grigsby, McDowell (1978-80)
- 1980 Lisa Collins, Laurel County (1981-84)
- 1986 Kris Miller, Owensboro Catholic (1987-90)
- 1992 Becky Miller, Bullitt East (1993)
- 2005 Carly Ormerod, Sacred Heart (2006-2009)
- 2007 Rebecca Gray, Scott County (2009-2010)
- 2009 A'dia Mathies, Iroquois (2010-13)
- 2010 Sarah Beth Barnette, Lexington Christian Academy (2011)
- 2013 Makayla Epps, Marion County (2014-Present)
- 2015 Maci Morris, Bell County (Present)



WHERE ARE THE CATS FROM?

ALABAMA (5)

- Florence**
Karen Killen
- Birmingham**
Stephanie Stumbo, Jackie Sanders
- Gadsden**
Catina Bett
- Madison**
Alexis Jennings

ARKANSAS (1)

- Hot Springs**
Tiffany Wait

ARIZONA (1)

- Phoenix**
Sabrina Haines

CALIFORNIA (2)

- Pasadena**
Brittany Henderson
- Richmond**
DeNesha Stallworth

CONNECTICUT (1)

- Salem**
Kastine Evans

FLORIDA (5)

- Clearwater**
Michele Pennie
- Ft. Walton Beach**
Afton Perry
- Miami**
Ogechi Anyagaligbo
- Winter Haven**
Moe Gamble, Amber Smith

GEORGIA (9)

- Atlanta**
E'Lisa Ladson
- Chickamauga**
Vanessa Foster-Sutton
- Columbus**
Tatyana Wyatt
- Decatur**
Tedra Eberhart, Amani Franklin
- Hephzibah**
Niecee Patterson
- Jonesboro**
Jaye Barnes
- Lookout Mountain**
Carly Morrow

- Villa Rica**
Deasia Merrill

ILLINOIS (7)

- Altamont**
Caroline Huelskoetter
- Carmi**
Jennifer Goin
- Chicago**
Stephanie Christman, Janee Thompson, Linnae Harper
- East St. Louis**
Rita Adams
- Elmhurst**
Laurie Hudgens

INDIANA (7)

- Austin**
Jodie Whitaker
- Crown Point**
Nancy Cowan
- Indianapolis**
Bria Goss
- North Vernon**
Jenny Pfeiffer
- Peru**
Arlene Baluyut
- Portland**
Shannon Freeman
- Ramsey**
Julie Swarens-Beickman

IOWA (2)

- Panora**
Cathy Proctor
- Waukon**
Jody Runge

KENTUCKY (80)

- Alvaton**
Laura Upton
- Ashland**
Terry Boyd, Nikki Young
- Barbourville**
Melissa Napier
- Bardstown**
Samantha Drake
- Bedford**
Audre Andrew
- Berea**
Chelsea Chowning
- Bowling Green**
Selia Helm, LaShae Halse
- Carlisle**

- Kim Denkins
- Corbin**
Lisa Collins
- Covington**
Lori Edgington, Katie Vieth
- Cynthiana**
Mary Custard
- East McDowell**
Geri Grigsby
- Eminence**
Chrissy Roberts
- Florence**
Julie Duerring
- Georgetown**
Stacy McIntyre, Rebecca Gray
- Ghent**
Pam Browning
- Harlan**
Blair Green
- Hazard**
Stephanie Baker, Carolyn Alexander
- Henderson**
Nikki Hay
- Hopkinsville**
Lydia Watkins
- Jackson**
Angel Stevens
- Jamestown**
Stephanie Higginbotham
- Jenkins**
Mitzi Combs
- Lawrenceburg**
Makenzie Cann
- Lebanon**
Makayla Epps, Kyvin Goodin-Rogers
- Lexington**
Debbie Mack, Tayna Fogle, Lea Wise, Donna Martin, Leslie Nichols, Belitta Croley, Lisa Ellis, Tracye Davis, Marcia Webb, Erica Jackson, Nastassia Alcius, Keyla Snowden, Sarah Beth Barnette
- Liberty**
Debbie Miller
- London**
Bonnie Sizemore, Sharon Garland, Stacey Reed
- Louisville**
Carly Ormerod, Janet Timperman, Maria Donhoff, Denise Fetter, Patty Jo Hedges, Diane Stephens, Terri Naiser, Lynne Elbert, Christina Jansen, Latasha Peterson, Domonique Mitchell, A'dia Mathies

- Loyall**
Lynnette Lewis
- Madisonville**
Jamie Hobgood
- McKee**
Sarah Elliott
- Manchester**
Vonda Jackson
- McRoberts**
Debra Oden
- Mt. Washington**
Sarah Rowe, Becky McKinley
- Monticello**
Pam Shrum, Jessica Hardin
- Owensboro**
Elisabeth Lukschu, Melanie Warren, Kris Miller
- Pikeville**
Rachel Potter
- Pineville**
Maci Morris
- Radcliff**
Jenn'e Jackson
- Richmond**
Robyn Embry
- Russellville**
Lora Spencer
- Scottsville**
Morgan Rich
- Springfield**
Brittany Edelen
- Stanford**
Emma King
- LOUISIANA (1)**
- Metairie**
Shawn Manning
- MARYLAND (4)**
- Baltimore**
Pattresa Leonard
- Clarksville**
Keiko Tate
- Landover**
Cathy Barber
- Odenton**
Taylor Murray
- MICHIGAN (4)**
- Detroit**
Chanté Bowman, Samantha Mahoney
- Lansing**
Michelle Smith



WHERE ARE THE CATS FROM?

Rochester Hills

Sara Potts

MISSISSIPPI (2)

Gulfport

Dasieka Hawthorne

Yazoo City

Shambrica Jones

NEVADA (1)

Carson City

Jennifer Gray

Las Vegas

Dre'una Edwards

NEW JERSEY (5)

Camden

Grace Odrick

Cherry Hill

Valerie Still

Jersey City

Lyssa Simpson

Newark

Shantia Owens

Plainfield

Bra'Shey Ali

NEW YORK (8)

Auburn

Sandy Harding

Brooklyn

Amanda Paschal

Bronx

Jennifer O'Neill

New York

Aisha Bonets, Batouly Camara

Queens

Tanesha Seaton

Queens Village

Jelleah Sidney

Rochester

Oreonna Taylor

NEW MEXICO (1)

Albuquerque

Natalie Martinez

OHIO (15)

Cincinnati

Rae Keith, Racquel Ellis

Clayton

Mary Jane White, Ruth Ann Moun-
tain, Theresa Stewart

Columbus

Jenerrie Everette, Eleia Roddy

Dayton

LaTonya McDole, Alvine Mendeng

Toledo

Karen Mosley, Shaunda Roberts,
Azia Bishop

Medina

Shelly Miller

Reynoldsburg

Alyssa Rice

West Carrollton

Samarie Walker

OKLAHOMA (2)

Oklahoma City

Christe Jordan

Tulsa

Stephanie Stoglin

OREGON (2)

Beaverton

Keeoma Wardford

Lake Oswego

Ali Lomax

PENNSYLVANIA (1)

Havertown

Linda Edelman

SOUTH CAROLINA (2)

Hopkins

Kameron Roach

Greenville

Kenya Young

TENNESSEE (19)

Brownsville

Patrice Boyd

Chattanooga

Jennifer Johnson, Tiundra Love,
Carly Morrow

Cleveland

Rhyn Howard

Collinwood

Mia Daniel

Gainesboro

Jaycee Coe

Hendersonville

Kristi Cushenberry

Kingsport

Josh Mills

Knoxville

Sade Buley, KeKe McKinney

Memphis

Davitria Harrell, Jennifer Humphrey,
Crystal Riley, Jaida Roper

Nashville

Victoria Dunlap, Dorie Harrison

Oak Ridge

Tammy Dowdell, Angela Phillips

TEXAS (3)

Arlington

Maegan Conwright

Colleyville

Kristen Grassi

Houston

Chasity Patterson

VIRGINIA (3)

Chesapeake

Kathy Lokie

Chilhowie

Rebekah Reasor

Gainesville

Nae Nae Cole

WASHINGTON (1)

Sammamish

Kristin Connolly

WASHINGTON D.C. (2)

Washington, D.C.

Danyelle Payne,
Bernisha Pinkett

WEST VIRGINIA (5)

Beckley

Natasha Ross

So. Charleston

Beth Kogoy

Huntington

Laura Meadows

Morgantown

Paige Poffenberger

Westover

Monique Tarantini

WISCONSIN (1)

Mondovi

Anna Cole

INTERNATIONAL CATS

BAHAMAS

Nassau

Kayla Campbell

BELGIUM

Mons

Malinka Salhi

CANADA

Brantford, Ontario

Karri Koach

Montreal, Quebec

Melissa Langelier

FINLAND

Helsinki

Anne Sarkalahti

GERMANY

Zweibruecken

Jeannine Mjoseeth

NIGERIA

Lagos

Evelyn Akhator

SLOVAKIA

Bratislava

Ivana Jakubcova

UNITED KINGDOM

Stafford

Sally Loughton



CATS BY THE NUMBERS



#0
Halsel, LaShae
O'Neill, Jennifer



#00
Ormerod, Carly



#1
Camara, Batouly
Haines, Sabrina
Mathies, A'dia
Roddy, Eleia



#2
Chowning, Chelsea
Jakubcova, Ivana
Poffenberger, Paige
Sanders, Jackie



#3
Grigsby, Geri
McKinney, KeKe
Potts, Sara
Riley, Crystal
Rowe, Sarah
Sizemore, Bonnie
Spencer, Lora
Taylor, Oreonna
Thompson, Janee



#4
Adams, Rita
Elliott, Sarah
Martinez, Natalie
Morris, Maci
Reed, Stacey
Snowden, Keyla
Stephens, Diane



#5
Alexander, Carolyn
Green, Blair
Grigsby, Geri
Harding, Sandy
Hoskins, Debbie
Johnson, Jennifer
Morrow, Carly
Kyvin Goodin-Rogers
Schultz, Jenny
Stewart, Theresa



#10
Alcius, Natassia
Collins, Lisa
Cowan, Nancy
Edelman, Linda
Howard, Ryhne
Lomax, Ali
McIntyre, Stacy
Mendeng, Alvine
Pinkett, Bernisha



#11
Barnette, Sarah Beth
Everette, Jenerrie
Koach, Karri
Mahoney, Samantha
Malinka, Salhi
Merrill, Deasia
Nichols, Leslie
Potter, Rachel
Stallworth, DeNesha
Timperman, Janet
Wait, Tiffany



#12
Cushenberry, Kristi
Paschal, Amanda
Payne, Danyelle
Sidney, Jelléah
Simpson, Lyssa
Still, Valerie
Watkins, Lydia



#13
Akhator, Evelyn
Boyd, Terry
Connolly, Kristin
Ellis, Lisa
Fetter, Denisse
Galloway, Cathy
Goss, Bria
Hedges, Patty Jo



#14
Embry, Robyn
Hobgood, Jamie
Phillips, Angela
Sarkalahti, Anne
Tarantini, Monique
Wise, Lea
Wyatt, Tatyana



#15
Edelen, Brittany
Ellis, Racquel
Hardin, Jessica
Harper, Linnæe
Mack, Debbie
Mitchell, Domonique
Patterson, Chasity
Whitaker, Jodie
Young, Nikki



#20
Browning, Pam
Bowman, Chanté
Conwright, Maegan
Grassi, Kristen
Harrison, Dorie
Miller, Shelly
Poffenberger, Paige



#21
Anyagaligbo, Ogechi
Davis, Tracye
Donhoff, Maria
Jackson, Jenn'e
Lewis, Karen
McDole, LaTonya
Payne, Danyelle
Postell, Porsha



#22
Adams, Rita
Andrew, Audre
Cann, Makenzie
Barber, Cathy
Lokie, Kathy
Pennie, Michele
Stumbo, Stephanie
Wardford, Keeoma



#23
Combs, Mitzi
Custard, Mary
Galloway, Terri
Gamble, LaQwesha
Gray, Rebecca
Hawthorne, Dasieka
Hay, Nikki
Keith, Rae
Langelier, Melissa
Leonard, Pattresa
Roach, Kameron
Stumbo, Stephanie
Walker, Samarie



#24
Coe, Jaycee
Elbert, Lynne
Foster-Sutton,
Vanessa
Jackson, Erica
Love, Tiundra
Martin, Donna
Murray, Taylor
Smith, Amber



#25
Ali, Bra'Shey
Barry, Ceal
Epps, Makayla
Frankin, Amani
Goin, Jennifer
Roberts, Chrissy
Runge, Jody
Tillman, Tory
Vieth, Katie



#30
Barnes, Jaye
Cole, Anna
Combs, Mitzi
Daniel, Mia
Jones, Shambrica
Warren, Melaine



#31
Drake, Samantha
Eberhart, Tedra



#32
Bett, Catina
Edgington, Lori
Evans, Kastine
Humphrey, Jennifer
Miller, Kris
Reasor, Rebekah
Roberts, Shaunda
Roper, Jaida
Ross, Natasha



#33
Baluyut, Arlene
Campbell, Kayla
Christman, Stephanie
Deters, Ann
Greenfield, Carmen
Kidd, Lisa
Miller, Debbie
Naiser, Terri
Ousley, Beth
Patterson, Niecee
Pfeiffer, Jenny



#34
Baker, Stephanie
Dunlap, Victoria
Killen, Karen
King, Emma
Owens, Shantia
Perry, Afton
Shrum, Pam



#35
Bonets, Aisha
Boyd, Patrice
Grigsby, Geri
Jennings, Alexis
McKinley, Becky
Peterson, Latasha



#40
Harrell, Davitria
Henderson, Brittany
Jansen, Christina
Lewis, Lynnette
Tate, Keiko
Young, Kenya



#41
Ladson, E'Lisa
Runge, Jody
Webb, Marcia



#42
Hudgens, Laurie
Mills, Jocelyn
Seaton, Tanesha



#43
Jordan, Christie
Kogoy, Beth
Mjoseth, Jeannie



#44
Beickman, Julie
Cole, Nae Nae
Edwards, Dre'una
Freeman, Shannon
Meadowns, Laura
Mosley, Karen
Swarens, Julie



#45
Manning, Shawn
Rice, Alyssa
Stoglin, Stephanie
Upton, Laura



#50
Bishop, Azia
Croley, Bebe
Garland, Sharon
Higginbotham,
Stephanie



#51
Baker, Stephanie
Jackson, Vonda
Oden, Debra



#52
Denkins, Kim
Dowdell, Tammy
Gray, Jennifer



#53
Helm, SeSe
Lukschu, Liz
Manning, Shawn



#55
Fogle, Tanya
Proctor, Cathy
Stevens, Angel

Note: Some players wore multiple numbers over the course of their career, all numbers each individual wore are listed. Numbers begin 1978-present. The followings players' numbers were unavailable: Eagan (1978), Hurst (1978), Lykins (1978), Mountain (1989), and Rose (1983).



ALL-TIME KENTUCKY COACHES



SUE FEAMSTER • 1971-76 • 64-39 (62.1%)

Sue Feamster became UK's first head women's basketball coach of the modern era when the program regained its varsity status in 1974. Women's basketball had been a varsity sport at UK from 1903 until 1925, when the University senate passed a bill abolishing the sport for being "too strenuous" for females. Feamster began coaching the UK women in 1971-72, when the squad earned a 10-3 record, and remained head coach as the squad rolled up a 26-15 record over the next two seasons. After women's basketball became a varsity sport, Feamster helped the program to a fast start, passing along to incoming coach Debbie Yow a squad that included All-American Pam Browning, who still holds several spots in the UK record book, and standout Ceal Barry.



DEBBIE YOW • 1976-80 • 79-40 (66.4%)

In the last year of her four seasons at Kentucky, Debbie Yow's Wildcats stormed to a 24-5 record and earned the school's first trip to the national playoffs — then the Association of Intercollegiate Women's Athletics Tournament. It was clear then that both Yow and the UK women's program were primed for success. And just as the Cats continued to earn postseason berths, Yow's career remained on the fast track as well. Yow enjoyed a successful coaching stint at Florida and subsequent athletics administration positions at Florida and UNC-Greensboro. She then became Athletics Director at St. Louis, and from 1994-2010, was AD at Maryland. She served as president of the National Association of Collegiate Athletics Directors.



TERRY HALL • 1980-87 • 138-66 (67.6%)

Terry Hall held the laudable distinction of being the winningest coach in UK women's basketball history as well as owning the best winning percentage of any coach to guide the program. Hall coached the Cats to seven straight winning seasons, starting with a 25-6 record and a trip to the second round of the AIAW national tournament before falling by one point to Maryland to end the 1980-81 season. The NCAA welcomed women's basketball into its ranks the following year, and that historical season ended with the Cats falling to eventual national champion Louisiana Tech in the Midwest Regional finals on the Lady Techsters' home floor. After the Cats failed to make the NCAA tournament in 1986-87, Hall left coaching for the business sector. But three years later, she accepted the head coaching job at Wright State, where she coached for seven years before succumbing to cancer in 1997.



SHARON FANNING • 1987-95 • 134-97 (58%)

Sharon Fanning guided the Cats through eight seasons and despite a dubious beginning that saw her squad record back-to-back losing seasons, she never suffered another losing season. In just her third year, Fanning coached the Wildcats to an impressive 23-8 record while also edging them into the top 25. UK won three tournament titles in 1989-90, including an 85-76 come-from-behind victory over Toledo in the NWIT Championship.

The following season, the Wildcats advanced to the NCAA Tournament, UK's first appearance in the Big Dance in five years. Prior to her stint at UK, Fanning was a graduate assistant at Tennessee and a head coach at UT-Chattanooga. Since leaving UK, she was the head coach at Mississippi State University before retiring following the 2011-12 season.



BERNADETTE MATTOX • 1995-2003 • 91-135 (40.2%)

Bernadette Mattox spent eight seasons at the helm of the Wildcats basketball program. She began her coaching career at her alma mater, Georgia, but became a household name in Kentucky and across the nation when she was hired by former Wildcats coach Rick Pitino as the first female Division I assistant "bench" coach for a men's team in 1990. She was promoted to assistant athletics director at Kentucky for one year before taking over the UK women's program in 1995. Her most notable season came in 1998-99, when she led the Cats to their first 20-plus win season and first appearance in the NCAA Tournament in nearly a decade. The Cats won their first NCAA Tournament game in 17 years, finished with a 21-11 overall record and captured seven wins in the SEC, the most conference wins in school history at the time. After leaving UK in 2003, Mattox served 10 seasons as an assistant coach for the WNBA's Connecticut Sun.



MICKIE DEMOSS • 2003-07 • 71-56 (55.9%)

Mickie DeMoss will best be remembered as the architect who took over a struggling program in 2003 and in just a short amount of time rebuilt UK women's basketball back into a national contender. During her tenure the Wildcats participated in postseason play three consecutive seasons (one NCAA Tournament and two WNIT) and captured back-to-back 20-win seasons (2005-06 and 2006-07) for the first time since the 1989-90 and 1990-91 teams accomplished the feat. DeMoss was named the 2006 SEC Coach of the Year, a UK first, after guiding the Wildcats to the NCAA Tournament for the first time in seven seasons. The Cats posted a 22-9 overall record in 2005-06, including a school-record nine conference wins and Kentucky made national headlines when it defeated No. 1 Tennessee in Rupp Arena. It was UK's first win over a top-ranked team in school history. DeMoss also drastically increased fan attendance, as UK ranked in the top three of the SEC and top 20 in the national average attendance poll all four of her seasons. UK went from averaging 1,694 fans prior to her arrival in 2003 to breaking the school record with 5,863 fans per game in her final season. Since leaving UK, DeMoss has served as an assistant coach at Texas, Tennessee, Louisiana Tech, LSU and for the WNBA's Indiana Fever. She was enshrined in the WBB Hall of Fame in 2018.



MATTHEW MITCHELL • 2007-PRES. • 281-125 (69.2%)

Matthew Mitchell's teams are known for using three "winning tools" for success: honesty, hard work and discipline. So it's no surprise that six seasons into his tenure as head coach he became the winningest head coach in program history. Mitchell became Kentucky's head coach on April 23, 2007, when he was hired by Barnhart. An imaginative salesman, Mitchell presented a vision of Kentucky as a powerhouse program and a warm and

loving family. Year three (2009-10) was a pivotal season, as Mitchell was named SEC Coach of the Year for his remarkable job in turning around a team that went 16-16 overall, 5-9 in conference play a year prior, to an impressive 28-8 overall record in 2009-10. The Cats' 28 overall wins, including 11 in SEC play, represented a school record. UK finished second in the league despite being picked to finish 11th in the preseason polls. Mitchell's focus on the fundamentals and his "winning tools" is sure to bring continued success to his program that has reached new heights under his leadership. In his tenure in Lexington, UK has advanced to the SEC Tournament semifinals or better nine times. In 2012, Mitchell led UK to the SEC regular season championship, its first in 30 years. Under Mitchell, the Cats have finished top four in the SEC 11 times and have charted 25-plus wins seven seasons. Mitchell was named the SEC Coach of the Year by league coaches in 2018-19 after guiding the Wildcats to a 25-8 season and a trip to the NCAA Tournament.

ALL-TIME WILDCAT COACHES

Year	Overall	SEC	Finish	Post-Season	Head Coach
1974-75	16-9	-	-	None	Sue Feamster
1975-76	13-12	-	-	None	Sue Feamster
1976-77	19-7	-	-	None	Debbie Yow
1977-78	23-12	-	-	AIAW, NWIT 3rd Rd	Debbie Yow
1978-79	13-16	-	-	None	Debbie Yow
1979-80	24-5	-	-	AIAW	Debbie Yow
1980-81	25-6	-	-	AIAW	Terry Hall
1981-82	24-8	-	-	NCAA Regionals	Terry Hall
1982-83	23-5	6-2	East 2nd	NCAA 1st Round	Terry Hall
1983-84	15-13	2-6	East 3rd	None	Terry Hall
1984-85	16-12	3-5	East 4th	None	Terry Hall
1985-86	18-11	4-5	6th	NCAA 1st Rd	Terry Hall
1986-87	17-11	3-6	7th	None	Terry Hall
1987-88	14-15	0-9	10th	None	Sharon Fanning
1988-89	12-16	3-6	8th	None	Sharon Fanning
1989-90	23-8	3-6	8th	NWIT Champions	Sharon Fanning
1990-91	20-9	4-5	5th	NCAA 1st Rd	Sharon Fanning
1991-92	16-14	5-6	6th	None	Sharon Fanning
1992-93	18-10	5-6	6th	None	Sharon Fanning
1993-94	17-11	5-6	7th	None	Sharon Fanning
1994-95	14-14	4-7	9th	None	Sharon Fanning
1995-96	8-19	2-9	12th	None	Bernadette Mattox
1996-97	8-19	2-10	10th	None	Bernadette Mattox
1997-98	13-15	5-9	8th	None	Bernadette Mattox
1998-99	21-11	7-7	7th	NCAA 2nd Rd	Bernadette Mattox
1999-00	15-14	5-9	9th	None	Bernadette Mattox
2000-01	6-21	2-12	12th	None	Bernadette Mattox
2001-02	9-20	1-13	12th	None	Bernadette Mattox
2002-03	11-16	4-10	9th	None	Bernadette Mattox
2003-04	11-17	3-11	11th	None	Mickie DeMoss
2004-05	18-16	4-10	10th	WNIT Final Four	Mickie DeMoss
2005-06	22-9	9-5	4th	NCAA 2nd Rd	Mickie DeMoss
2006-07	20-14	6-8	7th	WNIT 3rd Rd	Mickie DeMoss
2007-08	17-16	8-6	4th	WNIT Quarterfinals	Matthew Mitchell
2008-09	16-16	5-9	10th	WNIT 2nd Rd	Matthew Mitchell
2009-10	28-8	11-5	2nd	NCAA Elite Eight	Matthew Mitchell
2010-11	25-9	11-5	2nd	NCAA 2nd Rd	Matthew Mitchell
2011-12	28-7	13-3	1st	NCAA Elite Eight	Matthew Mitchell
2012-13	30-6	13-3	2nd	NCAA Elite Eight	Matthew Mitchell
2013-14	26-9	10-6	4th	NCAA Sweet 16	Matthew Mitchell
2014-15	24-10	10-6	T4th	NCAA 2nd Rd	Matthew Mitchell
2015-16	25-8	10-6	T4th	NCAA Sweet 16	Matthew Mitchell
2016-17	22-11	11-5	T3rd	NCAA 2nd Rd	Matthew Mitchell
2017-18	15-17	6-10	9th	None	Matthew Mitchell
2018-19	25-8	11-5	4th	NCAA 2nd Rd	Matthew Mitchell



ALL-TIME KENTUCKY ASSISTANTS

Name	Years
Adeniyi Amadou	2014-2016
Andy Barnes	1987-89
Diane Beauchamp *	1977-78 (J.V.), 1978-80
Dorothy Jean Berry	1981-83
Robin Board	1983-85 (G.A.)
Karen Booker	1989-91
Assoc. Head Coach	1994-95
Lisa Bressman	1989-91
Dawn Bryant	1994-95
Meghan Burke	1998-01
Niya Butts	2003-07, 2016-Pres.
Assoc. Head Coach	2007-08
Ken Byrd	1995-97
Trey Clark	2001-03
Kerry Cremeans	1994-96 (G.A.)
Jane Dalton	1988-90 (G.A.)
Brandi Dunigan	1991-92 (S.A.)
Lin Dunn	2016-18
Kyra Elzy	2008-2010
Assoc. Head Coach	2010-12, 2016-Pres.
Myra Fishback	1991-92
Rick Griffith	1997-02
Scott Groninger	2002-03
Ilene Hauser	1990-94
Cindy Noble-Hauserman	1985-89
Jeff House	2013-2014
Matt Insell	2008-2013
Mike Kindred	1983-85
Jennifer Knoll	1992-94 (G.A.)
Mollie McClure	1996-98
Jerry McLaughlin	1989-94
Matthew Mitchell	2003-05
Donna Murphy	1985-87
Leslie Nichols	1996-2003
Lynn Norenberg	1981-83 (G.A.)
Wendy Palmer	2007-09
Carolyn Peck	1995-96
Shalon Pillow	2009-2014
Vonn Read	2005-08
Crystal Riley	2012-13 (S.A.)
Danielle Santos	2012-2014
Amber Smith	2018-Pres.
Pam Stackhouse	2003-07
Christian Stefanopoulos	2014
Tamika Williams	2014-2016
Camryn Whitaker	2015-2016

G.A.—Graduate Assistant; S.A.—Student Assistant

* First full-time women's assistant coach

Note—Full-time assistants unless otherwise noted

Year-by-Year Assistant Coaches

Yow Era

1977-78	Diane Beauchamp
1978-79	Diane Beauchamp
1979-80	Diane Beauchamp

Hall Era

1980-81	Dorothy Jean (Dottie) Berry
1981-82	Dorothy Jean (Dottie) Berry, Lynn Norenberg
1982-83	Dorothy Jean (Dottie) Berry, Lynn Norenberg
1983-84	Mike Kindred, Robin Board
1984-85	Mike Kindred, Robin Board
1985-86	Cindy Noble-Hauserman, Donna Murphy
1986-87	Cindy Noble-Hauserman, Donna Murphy

Fanning Era

1987-88	Andy Barnes, Cindy Noble-Hauserman
1988-89	Andy Barnes, Cindy Noble- Hauserman, Jane Dalton
1989-90	Jerry McLaughlin, Karen Booker, Jane Dalton, Lisa Bressman
1990-91	Jerry McLaughlin, Karen Booker, Ilene Hauser, Lisa Bressman
1991-92	Jerry McLaughlin, Myra Fishback, Ilene Hauser, Brandi Dunigan
1992-93	Jerry McLaughlin, Ilene Hauser, Jennifer Knoll
1993-94	Jerry McLaughlin, Ilene Hauser, Jennifer Knoll
1994-95	Karen Booker, Dawn Bryant, Kerry Cremeans

Mattox Era

1995-96	Ken Byrd, Carolyn Peck, Kerry Cremeans
1996-97	Ken Byrd, Leslie Nichols, Mollie McClure
1997-98	Rick Griffith, Leslie Nichols, Mollie McClure
1998-99	Rick Griffith, Leslie Nichols, Meghan Burke
1999-2000	Rick Griffith, Leslie Nichols, Meghan Burke
2000-01	Leslie Nichols, Rick Griffith, Meghan Burke
2001-02	Leslie Nichols, Rick Griffith, Trey Clark
2002-03	Leslie Nichols, Scott Groninger, Trey Clark

DeMoss Era

2003-04	Matthew Mitchell, Niya Butts, Pam Stackhouse
2004-05	Matthew Mitchell, Niya Butts, Pam Stackhouse
2005-06	Niya Butts, Vonn Read, Pam Stackhouse
2006-07	Niya Butts, Vonn Read, Pam Stackhouse

Mitchell Era

2007-08	Niya Butts (Assoc. Head Coach), Wendy Palmer, Vonn Read
2008-09	Kyra Elzy, Matt Insell, Wendy Palmer
2009-10	Kyra, Elzy, Matt Insell, Shalon Pillow
2010-11	Kyra, Elzy (Assoc. Head Coach), Matt Insell, Shalon Pillow
2011-12	Kyra, Elzy (Assoc. Head Coach), Matt Insell, Shalon Pillow
2012-13	Matt Insell, Shalon Pillow, Danielle Santos
2013-14	Jeff House, Shalon Pillow, Danielle Santos
2014-15	Adeniyi Amadou, Christian Stefanopoulos, Tamika Williams
2015-16	Adeniyi Amadou, Camryn Whitaker Tamika Williams
2016-17	Kyra Elzy (Assoc. Head Coach), Niya Butts, Lin Dunn
2017-18	Kyra Elzy (Assoc. Head Coach), Niya Butts, Lin Dunn
2018-19	Kyra Elzy (Assoc. Head Coach), Niya Butts, Amber Smith
2019-20	Kyra Elzy (Assoc. Head Coach), Niya Butts, Amber Smith



ALL-TIME TEAMS



1974-75

Back Row (L-R): Janie Begley, Sally Bussell, Pam Browning, Karen Kidd, Liz March, Carol Mindell, Brenda Wheeler, Linda Finamore, Manager. **Front Row (L-R):** Coach Sue Feamster, Wendy Martin, Ceal Barry, Ann French Thomas, Laura Schwager, Susie Switzer, Pam Sullivan, Cynthia Douglas, Manager.




1975-76

Back Row (L-R): Coach Sue Feamster, Lisa Kidd, Brenda Wheeler, Cathy Galloway, Janet Timperman, Liz March, Terri Galloway, Ceal Barry, Teri Boyd, Debbie Mack, Manager Angie Williams. **Front Row (L-R):** Noreen White, Pam Browning, Karen Lewis, Melinda Warren, Kassie Kessinger, Sally Bussell.



1976-77

Back Row (L-R): Coach Debbie Yow, Debbie Oden, Karen Lewis, Laura Upton, Ann Deters, Janet Timperman, Pam Browning, Linda Edelman, Sharon Shipley (scorekeeper), Angie Williams (Statistician). **Front Row (L-R):** Mitzi Combs, Cathy Galloway, Teri Boyd, Ceal Barry, Debbie Mack.




1977-78

Back Row (L-R): Coach Debbie Yow, Maria Donhoff, Pam Browning, Laura Upton, Liz Lukschu, Jeannine Mjoseh, Janet Timperman, Assistant Coach Diane Beauchamp. **Front Row (L-R):** Manager Margaret LaFontaine, Debra Oden, Linda Edelman, Geri Grigsby, Debbie Mack, Terry Boyd, Mitzi Combs, Trainer Mimi Porter.




1978-79

Back Row (L-R): Coach Debbie Yow, Trainer Mimi Porter, Tanya Fogle, Liz Lukschu, Maria Donhoff, Debra Oden, Manager Margaret LaFontaine, Assistant Coach Diane Beauchamp. **Front Row (L-R):** Caroline Huelskoetter, Arlene Baluyut, Linda Edelman, Debbie Mack, Janet Timperman, Geri Grigsby, Denise Fetter, Bonnie Sizemore.




1979-80

Back Row (L-R): Trainer Mimi Porter, Coach Debbie Yow, Debra Oden, Sharon Garland, Maria Donhoff, Liz Lukschu, Valerie Still, Linda Edelman, Tanya Fogle, Manager Margaret LaFontaine, Assistant Coach Diane Beauchamp. **Front Row (L-R):** Van Harden, Cathy Barber, Geri Grigsby, Patty Jo Hedges, Lea Wise, Lori Edgington.



1980-81

Back Row (L-R): Trainer Mimi Porter, Coach Terry Hall, Kathy Lokie, Maria Donhoff, Jody Runge, Liz Lukschu, Valerie Still, Tanya Fogle, Assistant Coach Dottie Berry, Graduate Assistant Margaret LaFontaine. **Front Row (L-R):** Beth Kogoy, Lynette Lewis, Lori Edgington, Patty Jo Hedges, Lea Wise, Lisa Collins.




1981-82 • SEC Champions

Back Row (L-R): Coach Terry Hall, Graduate Assistant Lynn Norenberg, Kathy Lokie, Valerie Still, Jody Runge, Grace Odrick, Terri Naiser, Tanya Fogle, Assistant Coach Dottie Berry, Trainer Mimi Porter. **Front Row (L-R):** Manager Michele Oberst, Lisa Collins, Donna Martin, Patty Jo Hedges, Lori Edgington, Lea Wise, Diane Stephens, Manager Gary Loyd.



ALL-TIME TEAMS



1982-83

Back Row (L-R): Assistant Coach Dottie Berry, Trainer Sue Stanley, Terri Naiser, Valerie Still, Jody Runge, Sally Loughton, Karen Mosley, Leslie Nichols, Lisa Collins, Graduate Assistant Lynn Norenberg, Coach Terry Hall. **Front Row (L-R):** Diane Stephens, Donna Martin, Patty Jo Hedges, Lea Wise, Audre Andrew, Lynnette Lewis.



1983-84

Back Row (L-R): Coach Terry Hall, Graduate Assistant Robin Board, Leslie Nichols, Debbie Miller, Karen Mosley, Melanie Warren, Jody Runge, Melissa Napier, Assistant Coach Mike Kindred, Volunteer Assistant Patty Jo Hedges, Trainer Sue Stanley. **Front Row (L-R):** Sandy Harding, Julie Duerring, Lisa Collins, Lynnette Lewis, Diane Stephens and Donna Martin.



1984-85

Back Row (L-R): Graduate Assistant Robin Board, Assistant Coach Mike Kindred, Laurie Hudgens, Shelly Miller, Michelle Smith, Melanie Warren, Karen Mosley, Debbie Miller, Coach Terry Hall. **Front Row (L-R):** Nancy Cowan, Monique Tarantini, Michele Pennie, Leslie Nichols, Diane Stephens, Belitta Croley, Sandy Harding.




1985-86

Back Row (L-R): Coach Terry Hall, Trainer Sue Stanley, Laurie Hudgens, Shelly Miller, Karen Mosley, Melanie Warren, Debbie Miller, Leslie Nichols, Assistant Coach Cindy Noble, Assistant Coach Donna Murphy. **Front Row (L-R):** Michele Pennie, Monique Tarantini, Pam Shrum, Jodie Whitaker, Bebe Croley, Lynne Elbert, Sandy Harding.




1986-87

Back Row (L-R): Assistant Coach Cindy Hauserman, Assistant Coach Donna Murphy, Lynne Elbert, Pam Shrum, Laurie Hudgens, Shannon Freeman, Melanie Warren, Davitria Harrell, Debbie Miller, Bebe Croley, Coach Terry Hall, Trainer Sue Stanley. **Front Row (L-R):** Kris Miller, Monique Tarantini, Michele Pennie, Lora Spencer, Mary Jane White, Jodie Whitaker, Sandy Harding.



1987-88

Back Row (L-R): Trainer Sue Stanley, Assistant Coach Cindy Noble Hauserman, Beth Ousley, Pam Shrum, Angel Stevens, Davitria Harrell, Shannon Freeman, Lora Spencer, Debbie Hoskins, Julie Whitaker, Assistant Coach Andy Barnes, Coach Sharon Fanning. **Front Row (L-R):** Kris Miller, Mary Jane White, Monique Tarantini, Michele Pennie, Bebe Croley, Jodie Whitaker, Tracye Davis.



1988-89

Back Row (L-R): Publicist Rena Vicini, Manager Jenn Holman, Assistant Coach Andy Barnes, Assistant Coach Cindy Noble, Mary Custard, Pam Shrum, Angel Stevens, Lora Spencer, Vanessa Foster-Sutton, Jamie Hobgood, Stacy McIntyre, Coach Sharon Fanning, Trainer Sue Stanley, Graduate Assistant Jane Dalton, Manager Sharon McCauley. **Front Row (L-R):** Kris Miller, Malinka Salhi, Theresa Stewart, Jodie Whitaker, Ruth Mountain, Kristi Cushenberry, Tracye Davis.



1989-90 • WNIT Champions

Back Row (L-R): Assistant Coach Karen Booker, Graduate Assistant Lisa Bressman, Graduate Assistant Jane Dalton, Assistant Coach Jerry McLaughlin, Mia Daniel, Vanessa Foster-Sutton, Cathy Proctor, Lisa Ellis, Patressa Leonard, Josh Mills, Trainer Sue Stanley, Manager Susan Crabtree, Manager Tracy Livingston, Coach Sharon Fanning. **Front Row (L-R):** Kris Miller, Stacy McIntyre, Tracye Davis, Kristi Cushenberry, Tammy Dowdell, Jennifer Johnson, Malinka Salhi.



ALL-TIME TEAMS



1990-91

Back Row (L-R): Graduate Assistant Ilene Hauser, Graduate Assistant Lisa Bressman, Jennifer Gray, Christe Jordan, Cathy Proctor, Tedra Eberhart, Coach Sharon Fanning, Jocelyn Mills, Rebekah Reasor, Tiundra Love, Pattressa Leonard, Assistant Coach Karen Booker, Assistant Coach Jerry McLaughlin. **Front Row (L-R):** Trainer Lucrecia Hunter, Manager Mia Daniel, Stacy McIntyre, Jamie Hobgood, Tracey Davis, Kristi Cushenberry, Kayla Campbell, Karen Killen, Manager Jennifer Johnson, Manager Stacy Buzzanca.




1991-92

Back Row (L-R): Publicist Gail Dent, Assistant Coach Jerry McLaughlin, Assistant Coach Myra Fishback, Jocelyn Mills, Cathy Proctor, Christe Jordan, Karri Koach, Coach Sharon Fanning, Jennifer Gray, Pattressa Leonard, Tiundra Love, Mia Daniel, Student Asst. Brandi Dunigan, Trainer Kim Bartley, Graduate Asst. Ilene Hauser. **Front Row (L-R):** Mgr. Kevin Quatman, Manager Diana Pardee, Stacey Reed, Kayla Campbell, Rebekah Reasor, Stacy McIntyre, Kristi Cushenberry, Tedra Eberhart, Karen Killen, Mgr. Stacy Buzzanca, Trainer Charlie Penny.




1992-93

Back Row (L-R): Manager Sherri Hammons, Graduate Assistant Jennifer Kroll, Coach Jerry McLaughlin, Christina Jansen, Christe Jordan, Karri Koach, Coach Sharon Fanning, Jennifer Gray, Becky McKinley, Julie Swarens, Coach Ilene Hauser, Manager Nancy Eckland, Graduate Trainer Heidi Britten. **Front Row (L-R):** Manager Steven Duanhoo, Student Trainer Ericka Kennedy, Stacey Reed, Kayla Campbell, Cathy Proctor, Jocelyn Mills, Mia Daniel, Tedra Eberhart, Manager Brandi Dunigan, Manager Kevin Quatman.



1993-94

Back Row (L-R): Publicist Gail Dent, Grad. Asst. Trainer Jennifer Wheeler, Student Trainer Jennifer Stewart, Academic Asst. Ester Cruz, Chrissy Roberts, Lyssa Simpson, Anne Sarkalahti, Karri Koach, Keeoma Warford, Stephanie Higginbotham, Stephanie Baker, Mgr Steven Duanhoo, Mgr Nancy Eckland, Mgr Jeanna Wagner, Staff Asst. Lee Reedy. **Front Row (L-R):** Coach Sharon Fanning, Asst. Coach Jerry McLaughlin, Stacey Reed, Tedra Eberhart, Kayla Campbell, Jennifer Gray, Christe Jordan, Christiana Jansen, Julie Swarens, Asst. Coach Ilene Hauser, Grad. Asst. Coach Jennifer Kroll.



1994-95

Back Row (L-R): Assistant Coach Karen Booker, Shaundra Roberts, Keeoma Wardford, Kim Denkins, Anne Sarkalahti, Vonda Jackson, Latasha Peterson, Stephanie Higginbotham, Assistant Coach Dawn Bryant. **Front Row (L-R):** Coach Sharon Fanning, Kristie Combs, Christina Jansen, Stephanie Baker, Karri Koach, Stacey Reed, Julie Swarens-Beickman, Chrissy Roberts, Graduate Assistant Kerry Cremeans.



1995-96

Back Row (L-R): Assistant Coach Ken Byrd, Assistant Coach Carolyn Peck, Shawn Manning, Marcia Webb, Kim Denkins, Vonda Jackson, Carmen Greenfield, Assistant Coach Kerry Cremeans, Coach Bernadette Locke-Mattox. **Front Row (L-R):** Domonique Mitchell, Tiffany Wait, Christina Jansen, Julie Swarens-Beickman, Shaundra Roberts, Torri Tillman.



1996-97


Back Row (L-R): Assistant Coach Ken Byrd, Coach Bernadette Mattox, Tiffany Wait, Kim Denkins, Katie Vieth, Vonda Jackson, Shawn Manning, Assistant Coach Leslie Nichols, Assistant Coach Mollie McClure. **Front Row (L-R):** Natalie Martinez, Nikki Hay, Shaundra Roberts, Robyn Embry, Patrice Boyd.



1997-98

Back Row (L-R): Coach Bernadette Mattox, Assistant Coach Rick Griffith, Stephanie Christman, Vonda Jackson, Katie Vieth, Kim Denkins, Laura Meadows, Assistant Coach Millie McClure, Assistant Coach Leslie Nichols. **Front Row (L-R):** Natalie Martinez, Natasha Ross, Tiffany Wait, Nikki Hay, Patrice Boyd, Jaye Barnes, Kenya Young.

ALL-TIME TEAMS



1998-99

Back Row (L-R): Coach Bernadette Mattox, Assistant Coach Leslie Nichols, Katie Vieth, Shantia Owens, Laura Meadows, Tanesha Seaton, Stephanie Christman, Assistant Coach Meghan Burke, Assistant Coach Rick Griffith. **Front Row (L-R):** Natalie Martinez, Rae Keith, Carolyn Alexander, Tiffany Wait, Jaye Barnes, Kenya Young, Erica Jackson, LaTonya McDole.



1999-00

Back Row (L-R): Assistant Coach Rick Griffith, Assistant Coach Leslie Nichols, Tanesha Seaton, Shantia Owens, Katie Vieth, Laura Meadows, Stephanie Christman, LaTonya McDole, Assistant Coach Meghan Burke, Coach Bernadette Mattox. **Front Row (L-R):** Nikki Young, Natalie Martinez, Carolyn Alexander, Tiffany Wait, Melissa Langelier, Erica Jackson, Rita Adams.



2000-01

Back Row (L-R): Trainer Amy Plas Marlin, Assistant Coach Meghan Burke, Assistant Coach Rick Griffith, Assistant Coach Leslie Nichols, Strength and Conditioning Graduate Assistant Jason Nehring. **Middle Row (L-R):** Shareon "Niecee" Patterson, Shambri Jones, Aisha Bonets, Selia Helm, LaTonya McDole, Alvine Mendeng. **Front Row (L-R):** Danyelle Payne, Dasieka Hawthorne, Nikki Young, Coach Bernadette Mattox, Rita Adams, Kristin Connoly, Stephanie Stoglin.



2001-02

Back Row (L-R): Trainer Amy Marlin, Assistant Coach Trey Clark, Assistant Coach Rick Griffith, Assistant Coach Leslie Nichols, Strength and Conditioning Graduate Asst. Jason Nehring. **Middle Row (L-R):** Danyelle Payne, Shambri Jones, Keiko Miller-Tate, Selia Helm, LaTonya McDole, Alvine Mendeng, Jenerrie Everette, Stephanie Stoglin. **Front Row (L-R):** Dasieka Hawthorne, Sara Potts, Coach Bernadette Mattox, Kristin Connoly, Rita Adams.



2002-03

Back Row (L-R): Trainer Pam Waller, Assistant Coach Trey Clark, Assistant Coach Scott Groninger, Assistant Coach Leslie Nichols, Strength and Conditioning Graduate Asst. Jason Nehring. **Middle Row (L-R):** Kristen Grassi, Jenerrie Everette, Keiko Tate, Jennifer Humphrey, Selia Helm, Stephanie Stumbo (not pictured), Shambri Jones, Danyelle Payne. **Front Row (L-R):** Jenny Pfeiffer, Rita Adams, Coach Bernadette Mattox, Sara Potts, Racquel Ellis.



2003-04

Back Row (L-R): Afton Perry, Jennifer Goin, Keiko Tate, Jennifer Humphrey, Selia Helm, Jenerrie Everette, Shambri Jones, Stephanie Stumbo, E'Lisa Ladson. **Front Row (L-R):** Assistant Coach Matthew Mitchell, Coach Mickie DeMoss, Angela Phillips, Nastassia Alcius, Danyelle Payne, Jenny Pfeiffer, Sara Potts, Racquel Ellis, Assistant Coach Niya Butts, Assistant Coach Pam Stackhouse.



2004-05

Back Row (L-R): Chante' Bowman, Keiko Tate, Eleia Roddy, Jennifer Humphrey, Sarah Elliott, Afton Perry, Stephanie Stumbo, Sade Buley. **Front Row (L-R):** Assistant Coach Matthew Mitchell, Coach Mickie DeMoss, Angela Phillips, Nastassia Alcius, Danyelle Payne, Sara Potts, Samantha Mahoney, Assistant Coach Pam Stackhouse, Assistant Coach Niya Butts.



2005-06

Back Row (L-R): LaQwsha "Moe" Gamble, Jenn'e Jackson, Jennifer "Lanky" Humphrey, Sarah Elliott, Eleia Roddy, Afton Perry, Stephanie Stumbo, Chante' Bowman. **Front Row (L-R):** Assistant Coach Vonn Read, Head Coach Mickie DeMoss, Carly Ormerod, Oreonna Taylor, Samantha Mahoney, Nastassia Alcius, Jenny Pfeiffer, Assistant Coach Pam Stackhouse, Assistant Coach Niya Butts.



ALL-TIME TEAMS



2006-07

Back Row (L-R): Brittany Edelen, Jenn'e Jackson, Jennifer Humphrey, Sarah Elliott, Eleia Roddy, Lydia Watkins, Amani Franklin.
Front Row (L-R): Assistant Coach Vonn Read, Head Coach Mickie DeMoss, Carly Ormerod, Chanté Bowman, Nastassia Alicius, Samantha Mahoney, Jenny Pfeiffer, Moe Gamble, Assistant Coach Pam Stackhouse, Assistant Coach Niya Butts.



2007-08

Back Row (L-R): Christian Stefanopoulos (Video Coordinator), Leslie Lusk (Student Trainer), Melinda Redinger (Mgr.), Stephanie Tracey-Simmons (Strength Coach), Tricia Matysak (Head Trainer), Katie Kaiser (Mgr.), Beth Davis (Administrative Assistant).
Middle Row (L-R): Assistant Coach Wendy Palmer, Assistant Coach Vonn Read, Lydia Watkins, Jenn'e Jackson, Eleia Roddy, Sarah Elliott, Catina Bett, Amani Franklin, Victoria Dunlap, (Assoc. Head Coach Niya Butts), Pam Stackhouse (Asst. AD/Women's Basketball), Matthew Mitchell (Head Coach).
Front Row (L-R): Brittany Edelen, Amber Smith, Carly Ormerod, Chanté Bowman, Samantha Mahoney, Carly Morrow, Ali Lomax, Chelsea Chowning.



2008-09

Back Row (L-R): Lindsay Halligan (Mgr.), Dr. Robert Hosey (Team Doctor), Dean DiMarco (Mgr.), Melinda Redinger (Mgr.), Stephanie Tracey-Simmons (Strength Coach), Tricia Matysak (Head Trainer), David Stefanopoulos (Mgr.), Donovan Rogers (Mgr.), Angeliq Moss (Student Trainer).
Middle Row (L-R): Pam Stackhouse (Asst. AD/Women's Basketball), Sarah Rowe, Amani Franklin, Jenn'e Jackson, Jackie Sanders, Catina Bett, Eleia Roddy, Lydia Watkins, Victoria Dunlap, Rebecca Gray, Keyla Snowden, Christian Stefanopoulos (Video Coordinator).
Front Row (L-R): Assistant Coach Kyra Elzy, Matthew Mitchell (Head Coach), Brittany Edelen, Carly Ormerod, Amber Smith, Carly Morrow, Assistant Coach Matt Insell, Assistant Coach Wendy Palmer.



2009-10

Back Row (L-R): Stephanie Campbell (Admin. Assistant), Brian Sensibaugh (Mgr.), B.J. Hazelwood (Mgr.), Stephanie Tracey-Simmons (Strength Coach), Christian Stefanopoulos (Video Coordinator), Donovan Rogers (Mgr.), David Stefanopoulos (Mgr.), Amy Tilley (Recruiting Assistant).
Middle Row (L-R): Assistant Coach Matt Insell, Assistant Coach Sharon Pillow, Amani Franklin, Brittany Henderson, Anna Cole, Lydia Watkins, Victoria Dunlap, Assistant Coach Kyra Elzy, Pam Stackhouse (Asst. AD/Women's Basketball).
Front Row (L-R): A'dia Mathies, Rebecca Gray, Crystal Riley, Matthew Mitchell (Head Coach), Amber Smith, Carly Morrow, Keyla Snowden. (Not pictured: Bernisha Pinkett)



2010-11

Back Row (L-R): Kyra Elzy (Associate Head Coach), Sarah Gerichs (Student Athletic Trainer), Karen Hewitt (Video Coordinator), Stephanie Campbell (Admin. Assistant), Nikki Stewart (Recruiting Assistant), Phillip Smith (Mgr.), David Stefanopoulos (Mgr.), Brian Sensibaugh (Mgr.), Donovan Rogers (Mgr.), Sharon Pillow (Assistant Coach).
Middle Row (L-R): Assistant Coach Matt Insell, Stephanie Tracey-Simmons (Strength Coach), Amber Smith, Carly Morrow, Brittany Henderson, Samantha Drake, Sarah Beth Barnett, Victoria Dunlap, A'dia Mathies, Courtney Jones (Senior Athletic Trainer), Pam Stackhouse (Asst. AD/Women's Basketball).
Front Row (L-R): Maegan Conwright, Jennifer O'Neill, Crystal Riley, Matthew Mitchell (Head Coach), Keyla Snowden, Bernisha Pinkett, Kastine Evans.



2011-12

Back Row (L-R): Sarah Gerichs (Student Athletic Trainer), Amy Tilley (Staff Support Associate), Karen Hewitt (Video Coordinator), Angela Schoenherr (Staff Support Associate), Stephanie Tracey-Simmons (Strength & Conditioning Coach), Courtney Jones (Senior Athletic Trainer), Kalee Robertson (Mgr.), Rachel Smith (Mgr.), Storm Dickerson (Mgr.).
Middle Row (L-R): Brian Sensibaugh (Mgr.), Kevin Stewart (Mgr.), Kastine Evans, Maegan Conwright, Brittany Henderson, DeNesha Stallworth, Samantha Drake, Azia Bishop, Samarie Walker, Bra'Shey Ali, Bria Goss, Donovan Rogers (Mgr.), David Stefanopoulos (Mgr.).
Front Row (L-R): Ukari Figgs (Asst. AD/Women's Basketball), Kyra Elzy (Associate Head Coach), Bernisha Pinkett, Crystal Riley, Amber Smith, Matthew Mitchell (Head Coach), Keyla Snowden, Jennifer O'Neill, A'dia Mathies, Matt Insell (Assistant Coach), Sharon Pillow (Assistant Coach).



2012-13

Back Row (L-R): Morgan Jett (Mgr.), Amy Tilley (Staff Support Associate), Courtney Jones (Senior Athletic Trainer), Angela Schoenherr (Staff Support Associate), Tiffany Hayden (Academic Counselor), Brian Sensibaugh (Mgr.), Brice Littlepage (Mgr.), Justin McKinley (Mgr.), Storm Dickerson (Mgr.).
Middle Row (L-R): Bob Dunn (Video Coordinator), Crystal Riley (Student Assistant), Sharon Pillow (Assistant Coach), Danielle Santos (Assistant Coach), Brittany Henderson, Jelleah Sidney, Denesha Stallworth, Samantha Drake, Azia Bishop, Samarie Walker, Maegan Conwright, Matt Insell (Assistant Coach), Ukari Figgs (Asst. AD/Women's Basketball), Stephanie Tracey-Simmons (Strength & Conditioning Coach).
Front Row (L-R): Bernisha Pinkett, Jennifer O'Neill, Bria Goss, Matthew Mitchell (Head Coach), A'dia Mathies, Kastine Evans and Janee Thompson.



2013-14

Back Row (L-R): Danielle Santos (Assistant Coach), Jeff House (Assistant Coach), Sharon Pillow (Assistant Coach), Storm Dickerson (Mgr.), Morgan Jett (Mgr.), Brice Littlepage (Mgr.), Tiffany Hayden (Academic Counselor), Justin Mathis (Mgr.), Courtney Jones (Senior Athletic Trainer), Beth Price (Staff Support Associate), Amy Tilley (Administrative Support Associate).
Middle Row (L-R): Bob Dunn (Video Coordinator), Kyvin Goodin-Rogers, Jelleah Sidney, DeNesha Stallworth, Samantha Drake, Azia Bishop, Samarie Walker, Bernisha Pinkett, Ukari Figgs (Asst. AD/Women's Basketball), John Spurlock (Strength & Conditioning Coach), Crystal Riley (Staff Support Associate).
Front Row (L-R): Linnæ Harper, Bria Goss, Kastine Evans, Matthew Mitchell (Head Coach), Jennifer O'Neill, Janee Thompson, Makayla Epps.

ALL-TIME TEAMS



2014-15

Back Row (L-R): Morgan Jett (Mgr.), Abby Newton (Student Athletic Trainer), Courtney Jones (Senior Athletic Trainer), Beth Price (Staff Support Associate), John Spurlock (Strength & Conditioning Coach), Tiffany Hayden (Academic Counselor), Will Alton (Video Coordinator), Eric Huster (Mgr.), Alex Day (Mgr.). **Middle Row (L-R):** Amani Franklin (Staff Support Associate), Crystal Riley (Staff Support Associate), Tamika Williams (Assistant Coach), Christian Stefanopoulos (Assistant Coach). **Back Row (L-R):** Alyssa Rice, Jelléah Sidney, Alexis Jennings, Ivana Jakubcova, Azia Bishop, Kyvin Goodin-Rogers, Adeniyi Amadou (Assistant Coach), Amy Tilley (Asst. AD/Women's Basketball), Korte Wilson (Equipment Mgr.), Storm Dickerson (Mgr.). **Front Row (L-R):** Jaycee Coe, Jane Thompson, Bria Goss, Head Coach Matthew Mitchell, Jennifer O'Neill, Linnae Harper, Makayla Epps.



2016-17

Back Row (L-R): Rachel Potter, Ogechi Anyagaligbo, Evelyn Akhator, Alyssa Rice, Makenzie Cann, LaShae Halsel **Front Row (L-R):** Paige Poffenberger, Jessica Hardin, Taylor Murray, Matthew Mitchell (Head Coach), Makayla Epps, Jaida Roper, Maci Morris



2015-16

Back Row (L-R): Alex Day (Mgr.), Mitchell Long (Mgr.), Camryn Whitaker (Assistant Coach), Tamika Williams-Jeter (Assistant Coach), Allison King (Mgr.), Torian Akins (Mgr.), Courtney Jones (Athletic Trainer), Beth Price (Staff Support Associate), John Spurlock (Strength & Conditioning), Tiffany Hayden (Academic Counselor), Will Alton (Video Coordinator), Morgan Jett (Mgr.), Kim Troxall (Creative Director), Korte Wilson (Equipment Manger), Adeniyi Amadou (Assistant Coach), Amani Franklin (Staff Support Associate). **Middle Row (L-R):** Morgan Rich, Evelyn Akhator, Alyssa Rice, Ivana Jakubcova, Alexis Jennings, Batouly Camara, Kyvin Goodin-Rogers, Makenzie Cann. **Front Row (L-R):** Maci Morris, Chrisae Rowe, Jane Thompson, Matthew Mitchell (Head Coach), Linnae Harper, Makayla Epps, Taylor Murray.



2017-18

Front Row (L-R): Kameron Roach, Amanda Paschal, Jessica Hardin, Matthew Mitchell (Head Coach), Taylor Murray, Maci Morris, Jaida Roper; **Middle Row (L-R):** Korte Wilson (Equipment Manager), Amber Smith (Director of Player Development), Niya Butts (Assistant Coach), Paige Poffenberger, KeKe McKinney, Tatyana Wyatt, Alyssa Rice, Dorie Harrison, Ogechi Anyagaligbo, Makenzie Cann, LaShae Halsel, Lin Dunn (Assistant Coach), Kyra Elzy (Associate Head Coach), Amy Tilley (Director of Operations); **Back Row (L-R):** Austin Painter (Manager), Zach Earls (Manager), Braxton Whitney (Manager), Beth Price (Staff Support Assistant), Courtney Jones (Athletic Trainer), Tiffany Hayden (Academic Counselor), John Spurlock (Strength Coach), Daniel Boice (Coaching Video Coordinator), Jennifer Heersche (Staff Support Assistant), Rachael Blackburn (Manager), Allison King (Manager), Kim Troxall (Creative Director)

ALL-TIME ROSTER BY PREVIOUS COLLEGE/UNIVERSITY

- 1982-83 Terri Naiser – Hanover College
- 1985-86 Shelly Miller – Penn St. (played volleyball)
- 1989 Mary Custard – Lees Junior College
- Ruth Ann Mountain – Lees Junior College
- Theresa Stewart – Lees Junior College
- 1989-90 Vanessa Foster-Sutton – Truett-McConnell JC
- Malinka Salhi – Independence Junior College
- Lisa Ellis – Oregon St., Long Beach St.
- 1991-92 Rebekah Reasor – Chowah Junior College
- 1993-95 Stephanie Baker – Sullivan Junior College
- 1997-98 Nikki Hay – Northeastern Oklahoma Junior College
- 1998-99 Jaye Barnes – Florida Community College
- 1999 Rae Keith – Cincinnati St. Community College
- 1999-00 Erica Jackson – Central Florida Community College
- Shantia Owens – Trinity Valley Community College
- 2002 Shareon Patterson – Pensacola Junior College
- 2003-04 Racquel Ellis – Cincinnati St. Community College
- Kristen Grassi – Hill Junior College
- Samantha Newton – Wabash Valley Junior College
- 2004 E'Lisa Ladson – Wesleyan College (Ga.)
- 2004-07 Nastassia Alcius – Dayton
- 2008 Chelsea Chowning – Xavier
- 2009-10 Rebecca Gray – North Carolina
- Jackie Sanders – Gulf Coast Community College
- 2009-12 Keyla Snowden – Akron; Crystal Riley – LSU
- 2012-14 Samarie Walker – Connecticut; DeNesha Stallworth – California
- 2013-15 Jelléah Sidney – Chipola Junior College
- 2014-16 Ivana Jakubcova – Murray State College
- 2015-17 Evelyn Akhator – Chipola Junior College
- 2016-17 Makenzie Cann – Cincinnati; Ogechi Anyagaligbo – Stony Brook
- Jessica Hardin – Bellarmine;
- 2017-18 Makenzie Cann – Cincinnati; Ogechi Anyagaligbo – Stony Brook
- Jessica Hardin – Bellarmine; Amanda Paschal - Gulf Coast State College
- 2018-19 Ogechi Anyagaligbo – Stony Brook; Nae Nae Cole – NC State; Sabrina Haines – Arizona State; Amanda Paschal - Gulf Coast State College
- 2019-20 Ogechi Anyagaligbo – Stony Brook; Nae Nae Cole – NC State; Sabrina Haines – Arizona State; Amanda Paschal - Gulf Coast State College; Chasity Patterson - Texas; Dre'una Edwards - Utah



2018-19

Front Row (L-R): Sabrina Haines, Amanda Paschal, LaShae Halsel, Taylor Murray, Matthew Mitchell, Maci Morris, Paige Poffenberger, Jaida Roper, Kameron Roach; **Second Row (L-R):** Korte Wilson, Alisha Foy, Niya Butts, Ogechi Anyagaligbo, Blair Green, Rhyne Howard, Nae Nae Cole, Dorie Harrison, Tatyana Wyatt, KeKe McKinney, Amber Smith, Kyra Elzy, Amy Tilley; **Back Row (L-R):** Rachael Blackburn, Braxton Whitney, Braxton Price, Maggie Hudson, Courtney Jones, Jackie Clark, Tiffany Hayden, Carrie Marshall, Daniel Boice, Austin Painter, Philip McManamy, Kim Troxall



2019-20

Front (L-R): Ogechi Anyagaligbo, Emma King, Sabrina Haines, Jaida Roper, Matthew Mitchell, Amanda Paschal, Chasity Patterson, Kameron Roach, Blair Green; **Middle (L-R):** Alisha Foy, Amy Tilley, Amber Smith, Rhyne Howard, Tatyana Wyatt, KeKe McKinney, Nae Nae Cole, Dre'una Edwards, Deasia Merrill, Niya Butts, Kyra Elzy, Korte Wilson; **Back (L-R):** Harrison Roberts, Kim Troxall, Courtney Jones, Dashaun Williams, Maddy Davis, Rachael Blackburn, Tiffany Hayden, Carrie Marshall, Mariah Osborne, Daniel Boice, Jackie Wood, JT Orem



CATS IN THE PROFESSIONAL/INTERNATIONAL RANKS



Evelyn Akhator

Dallas Wings, 2017
 Dynamo NR (Russia), 2017-18
 Besiktas (Turkey), 2018-19
 Avenida (Spain), 2019-20

Azia Bishop

Ses Okullari 55 Gencilik (Turkey), 2015-16
 TS Ostrovia Ostrow (Poland), 2016-17
 Kastamonu Basketbol (Turkey), 2017-18
 Ferko Ilgaz (Turkey), 2017-18
 Hume City B. (Australia), 2018-19

Victoria Dunlap

Washington Mystics (WNBA), 2011-2012
 Ankara (Turkey), 2011
 Hapoel Rishon Lezion (Israel), 2012
 Seattle Storm (WNBA), 2012
 Sport León (Spain), 2015
 Aros Leon Cuna del Parlamentarismo, 2016

Makayla Epps

Chicago Sky, 2017
 Hoops (Lebanon), 2017-18

Kastine Evans

Leicester Riders (England), 2014-15

Amani Franklin

BC Nokia (Finland), 2012-2013
 TG 1889 Sandhausen (Germany), 2011-2012
 TSV Amicitia Viernheim (Germany), 2010-2011

Bria Goss

Hyvinkaan Ponteva (Finland), 2015-2016
 Maccabi Raanana (Israel), 2017-2018

Jennifer Humphrey

Basket Landes (France), Sept. 2011-2013
 Basket Landes (France), Oct. 2010 - May 2011
 Calais (France), Sept. 2009 - April 2010
 Basket Landes (France), Jan. 2009 - April 2009
 Maccabi Bnot Ashod (Israel), Oct. 2008 - Dec. 2008
 Lodz (Poland), Oct. 2007 - April 2008

Maci Morris

Empoli (Italy), 2019-20

A'dia Mathies

Los Angeles Sparks (WNBA), 2013-14
 Ramat Hasharon (Israel) 2014-15

Taylor Murray

Vasas Akademia (Hungary), 2019-20

Jennifer O'Neill

Minnesota Lynx (WNBA), 2015
 Hapoel Rishon Le-Zion (Israel), 2015-16
 Artego Bydg. (Poland), 2017-2018
 Sparta&K MR (Russia), 2018-19
 Artego Bydg. (Poland), 2019-20

Shantia Owens

Miami Sol (WNBA), 2000
 Charlotte Sting (WNBA), 2000-2002
 Gran Canaria (Spain), 2000
 Ensino (Spain), 2000
 Mersin (Turkey), 2006
 Boa Viagem (Portugal), 2007
 Odra Brzeg (Poland), 2007-2008

Eleia Roddy

Ensino (Spain), 2010

Valerie Still

Columbus Quest (APL), 1996-99
 Washington Mystics (WNBA), 1999
 Orlando Miracle (WNBA), 2002,
 Assistant Coach



Washington Mystics (WNBA), 2001,
 Assistant Coach
 GBC Milano (Italy), 1983-1985
 GEAS/ Spagetti Express Sesto San Giovanni
 Italy, 1985-1988
 Nuvenia Magenta (Italy), 1988-1990
 Pool Comense Como (Italy), 1990-1991
 Sireg Alzate Brianza (Italy), 1991-1992
 Conad Cesena (Italy), 1992-1993
 Famila Schio (Italy), 1994

DeNesha Stallworth

Stadium Casablanca (Spain), 2014-2015
 Universitario de Ferrol (Spain), 2015
 SEQ Basketball (Australia), 2015-16
 Canberra Capitals (Australia), 2016
 TS Wisla Krakow (Poland), 2016
 Artego Bydgoszcz (Poland), 2016-17
 Sparta&K MR (Russia), 2018-19
 CCC Polkowice (Poland), 2019-20

Janeé Thompson


SV Halle Lions, 2017
 Mark (Sweden), 2017-18
 Piestanske C. (Slovakia), 2018-19
 Zabiny Brno (Czech Republic), 2019-20

Tiffany Wait

Orlando Miracle (WNBA), 2000-2002

Samarie Walker

Stadium Casablanca (Spain), 2014-2015
 Mann Filter Zaragoza (Spain), 2015
 Gran Canaria (Spain), 2015
 Gladstone Port City Power (Australia), 2015
 Sudova-Mantinga Marijampole (Lithuania), 2016
 Visby Ladies (Sweden), 2016-17
 Catz (SM-sarja) (Finland), 2017-18



KENTUCKY IN THE WNBA DRAFT

2017 WNBA DRAFT

Evelyn Akhator - Dallas Wings - 1st round (3rd pick overall)
 Makayla Epps - Chicago Sky - 3rd round (33rd pick overall)

2014 WNBA Draft

DeNesha Stallworth - Connecticut Sun - 3rd round (25th pick overall)

2013 WNBA Draft

A'dia Mathies - Los Angeles Sparks - 1st round (10th pick overall)

2011 WNBA Draft

Victoria Dunlap - Washington Mystics - 1st round (11th pick overall)

2000 WNBA Draft

Shantia Owens - Phoenix Mercury -4th round (53rd pick overall)

Professional Awards/Honors

- 1997, ABL Finals MVP, Valerie Still, Columbus Quest
- 1998, ABL Finals MVP, Valerie Still, Columbus Quest
- All-ABL Team (top 10 players in the ABL League), Valerie Still
- 8-time Italian League All-Star, Valerie Still



CATS REPRESENT AMERICA



Patty Jo Hedges (1983)
Hedges was a member of the silver medal winning 1983 USA World Championship Team which compiled a 6-2 record in Sao Paulo, Brazil. Hedges was also a member of the gold medal winning 1983 Junior Pan American Games, which registered a perfect 5-0 record in Caracas, Venezuela.



Rhyne Howard (2018, 19)
In the summers of 2018 and 2019, Rhyne Howard traded in her UK Blue and White for USA Red, White and Blue and shined on the international stage. In 2018, Howard played in the FIBA U18 Women's Americas Championship earning MVP honors for the event after averaging 8.5 points and 4.7 rebounds per game. Howard hit 45.5 percent from the field and 31.8 percent from long range in the event with 18 assists, 11 steals and 8 blocks. The following summer, Howard

continued her successful stretch playing for Team USA as she led the Red, White and Blue in scoring on its way to winning the 2019 FIBA U19 World Cup championship in Bangkok, Thailand. For her efforts, Howard was tabbed to the all-tournament team. Howard, who had 10 points, seven rebounds, three assists, two steals and two blocks in the championship game, led the USA in scoring throughout the week averaging 13.1 points per game with 5.1 rebounds per game and hitting 44.7 percent from long range.

Bernadette Mattox (1998)

Mattox was the first head coach for a women's basketball team at UK to be selected to coach at the USA Women's World Championship. Mattox helped lead the 1998 World Championship team to an 8-0 record and its third gold medal by defeating Russia 71-65.

Linnae Harper (2013 and 2015)


Harper played for the U19 World Championship team, helping the USA reach a 9-0 record and win a gold medal in Lithuania. She averaged 8.4 points, 5.0 rebounds, 3.6 assists and 2.0 steals per game. In 2015, Harper was a member of the USA Women's Pan American Team which went 4-1, falling to Canada in the gold-medal game. Harper averaged 8.2 points, 1.8 rebounds and a team-high tying 1.8 steals per game, playing in all five contests.

Liz Lukschu/Maria Donhoff (1978)


Both Lukschu and Donhoff won a silver medal in the Junior Pan American Games (1978) with the USA National Junior Women's Basketball team that toured South America.

Valerie Still (1980, 81, 82)

Following her freshman and junior year, Still played for the USA R. William Jones Cup team in Taipei, Taiwan. In the summer of 1981, she competed for the U.S. in the World University Games in Romania, where she helped lead the team to a silver medal.



Bebe Croley (1985, 86)
Croley represented UK two straight years (1985 and '86) on the USA Select squad. In the summer of 1985, Croley and the US squad toured Europe and participated in the Jones Cup competition in Taiwan. In 1986, the Select team competed in the Canadian Invitational games. It marked the second straight year Bebe was named to the USA team.



Stacey Reed (1995)
Reed won a silver medal as a member of the World University Games Team. She then helped the USA Basketball's Jones Cup team take a Gold medal in Taiwan. She was a member of the USA Junior Select team in the summer of 1992.

Jodie Whitaker (1986, 87)

Whitaker played on the Gold medal-winning South squad in the summer of 1986 and went on to compete on the USA Junior Pro team that competed in the Jones Cup tournament in Taiwan in 1987.



RETIRED JERSEY - VALERIE STILL

UK's All-Time Leading Scorer and Rebounder, UK Hall of Fame Charter Class

Some programs have a once-in-a-lifetime player who serves as a standard for all future student-athletes. An exceptional personality. An outstanding role model. A great basketball player. For Kentucky, that player is Valerie Still.

Although Still played long ago (1979-83), she remains the “Top Cat” in UK women’s basketball annals. She was honored as such on Jan. 12, 2003 with a jersey retirement ceremony at halftime of the Alabama game. She became the first female letter winner in any UK sport to have her jersey retired.

Still is the leader among all Wildcats (men or women) for career scoring (2,763) and rebounding (1,525). She was a three-time consensus All-American. She led the program in scoring four-straight seasons with a career average of 23.2 points. At one point during the 1981-82 season, she led the nation in both scoring and rebounding before finishing second in both categories (24.8 ppg and 14.3 rpg).

She led the Cats to their highest national ranking (4th) in 1983 and helped UK roll up a 30-game home court win streak from 1980-82.

In 1983, Still led the sixth-ranked Cats to an 80-66 upset over powerhouse Old Dominion before a record crowd of 10,622 in UK’s Memorial Coliseum.

After leaving Kentucky, Still had a successful career in the Italian Professional League. While in Italy, Still was a television actress and hosted her own TV show, “Still Basket.” She is also an accomplished print model and a professional caliber jazz, pop and concert pianist.



Upon her return to the United States, Still became a charter member of the American Basketball League for Women and was a two-time MVP of the ABL Championship Series. Still later played for the Washington Mystics of the WNBA before retiring from basketball. She also was an assistant coach for the Orlando Miracle for two seasons.

Still returned to Lexington to complete her degree in animal sciences and graduated with honors in 2001. She went on to earn a master’s degree in African American and African studies at The Ohio State University and is working on a doctorate dissertation from there as well.

In September 2005, Still was inducted into the charter class in the newly created UK Athletics Hall of Fame. She was the only female of the 88 inductees.

In the summer of 2019, Still was inducted into the Women’s Basketball Hall of Fame becoming the first Wildcat player to be enshrined in those historic halls.

Still currently lives in Palmyra, N.J. with her son, Aaron, who is attending the Naval Academy Preparatory School. Recently, Still has starred in OWN’s “Mom’s Got Game” a reality show which explores the relationship with former WNBA basketball star Pamela McGee and her 25-year-old son, Denver Nuggets center, JaVale McGee. She also owns a publishing company, STILL Publications. One of her first projects was the release of UK legendary sports writer Russell Rice’s latest book on UK basketball, “Big Blue Nation: Kentucky’s Native Sons and Daughters.”





YEAR-BY-YEAR TEAM STATISTICS

Season	G	FG-FGA	FG%	3FG-3FGA	3FG%	FT-FTA	FT%	Reb-Avg	PF-D	A	TO	BS	St	Pts	Avg
1977-78															
UK	35	1096-2550	43.0	--	--	541-859	63.0	1426-40.7	747--	480	794	--	--	2733	78.0
Opp.	35	1012-2537	40.0	--	--	509-780	65.2	1186-33.9	793--	362	686	--	--	2533	72.4
1978-79															
UK	29	798-1870	42.7	--	--	400-598	66.9	1223-42.2	600-18	390	721	72	279	1996	68.4
Opp.	20	791-1806	43.8	--	--	396-616	64.3	1094-37.7	540-16	425	594	96	278	1978	68.2
1979-80															
UK	29	983-2049	48.0	--	--	455-681	66.8	1413-48.7	656-25	509	583	107	280	2421	83.5
Opp.	29	738-1815	40.7	--	--	459-684	67.1	935-32.2	603-30	320	576	83	225	1908	65.8
1980-81															
UK	31	1004-2013	49.8	--	--	486-701	69.3	1340-43.2	665-23	590	595	116	344	2494	80.4
Opp.	31	816-1986	41.0	--	--	417-625	66.7	1136-36.6	674-23	399	628	65	255	2049	66.0
1981-82															
UK	32	1045-2140	48.8	--	--	454-667	68.0	1377-43.0	544-10	665	574	97	268	2544	79.5
Opp.	32	963-2198	43.8	--	--	317-500	63.4	1225-38.2	636-21	584	572	115	233	2243	70.0
1982-83															
UK	28	929-1813	51.2	--	--	477-669	71.3	1169-41.7	509-12	536	522	87	235	2335	83.4
Opp.	28	800-1844	43.4	--	--	373-532	70.1	1007-36.0	620-34	390	555	58	212	1973	70.5
1983-84															
UK	28	897-1747	51.3	--	--	328-416	78.8	984-35.1	547-20	511	578	68	243	2122	75.8
Opp.	28	814-1800	45.2	--	--	378-562	67.2	995-35.5	490-14	390	502	45	234	2006	71.6
1984-85															
UK	28	802-1728	46.4	--	--	358-274	75.5	1083-38.7	511-12	409	558	95	269	1962	70.0
Opp.	28	747-1722	43.0	--	--	366-507	72.2	993-35.5	477-12	314	536	60	223	1860	66.4
1985-86															
UK	29	987-1926	51.2	--	--	349-481	72.7	1103-38.0	497-14	575	596	101	341	2323	80.1
Opp.	29	864-1840	46.9	--	--	312-479	65.1	1027-35.4	473-16	430	640	71	258	2040	70.3
1986-87															
UK	28	841-1732	48.6	--	--	351-471	74.5	1101-39.3	465-6	461	558	88	272	2033	72.6
Opp.	28	764-1784	42.8	--	--	349-528	66.1	994-35.5	483-17	407	494	78	264	1877	67.0
1987-88															
UK	29	863-1954	44.2	54-150	36.0	368-511	72.0	1196-41.2	566-19	478	528	82	253	2148	74.1
Opp.	29	880-1988	44.3	50-147	34.0	433-646	67.0	1252-43.2	533-15	494	495	109	304	2243	77.3
1988-89															
UK	28	802-1822	44.0	78-210	37.1	384-555	69.2	1094-39.1	556-12	391	572	62	275	2066	73.8
Opp.	28	814-1825	44.6	39-131	29.8	426-634	67.2	1212-43.3	532-15	375	576	75	280	2093	74.8
1989-90															
UK	31	971-2084	46.6	38-128	29.7	560-853	65.7	1340-43.2	621-14	567	603	78	372	2540	81.9
Opp.	31	767-1906	40.2	90-224	40.2	419-645	65.0	1277-41.2	728-34	433	790	92	279	2043	65.9



YEAR-BY-YEAR TEAM STATISTICS

Season	G	FG-FGA	FG%	3FG-3FGA	3FG%	FT-FTA	FT%	Reb-Avg	PF-D	A	TO	BS	St	Pts	Avg
1990-91															
UK	29	861-2024	42.5	134-401	33.4	476-697	68.3	1314-45.3	568-6	427	575	97	382	2332	80.4
Opp.	29	769-1868	41.2	69-219	31.5	425-655	64.9	1231-42.4	593-13	428	649	67	316	2032	70.1
1991-92															
UK	30	753-1816	41.5	157-466	33.7	543-782	69.4	1177-39.2	588--	319	594	71	314	2206	73.5
Opp.	30	818-1919	42.6	101-313	32.3	432-641	67.4	1278-42.6	618--	396	603	85	305	2169	72.3
1992-93															
UK	28	719-1802	39.9	134-502	30.7	342-519	65.9	1173-41.9	555-2	353	518	71	324	1934	69.1
Opp.	28	600-1574	38.1	77-277	27.8	398-601	66.2	1127-40.3	502--	278	640	73	282	1675	59.8
1993-94															
UK	28	786-1918	41.0	156-464	33.6	453-656	69.1	1195-42.7	610-0	434	526	76	345	2181	77.9
Opp.	28	703-1695	41.5	144-417	34.5	457-668	68.4	1179-42.1	571--	378	666	98	254	2007	71.7
1994-95															
UK	28	682-1753	38.9	164-548	29.9	310-464	66.8	1100-39.3	502-3	346	457	61	271	1838	65.6
Opp.	28	628-1555	40.4	108-387	27.9	394-568	69.4	1106-39.5	480--	315	552	56	220	1758	62.8
1995-96															
UK	27	605-1496	40.4	127-416	30.5	335-479	69.9	984-36.4	425-9	370	546	28	213	1672	61.9
Opp.	27	708-1631	43.4	140-378	37.0	301-421	71.5	987-36.6	432--	414	460	70	254	1857	68.8
1996-97															
UK	27	602-1491	40.4	107-318	33.6	346-490	70.6	974-36.1	530-12	363	586	35	216	1657	61.4
Opp.	27	679-1599	42.5	102-326	31.3	377-536	70.3	1013-37.5	463--	354	503	69	288	1937	68.0
1997-98															
UK	28	661-1550	42.6	91-291	31.3	361-545	66.2	1020-36.4	585-14	345	732	90	251	1774	63.4
Opp.	28	675-1636	41.3	95-341	27.9	462-693	66.7	1065-38.0	492--	370	626	68	288	1907	68.1
1998-99															
UK	32	858-1935	44.3	136-392	34.7	514-805	63.9	1280-40.0	698-21	465	622	115	277	2366	73.9
Opp.	32	761-1897	40.1	125-428	29.2	565-817	69.2	1195-37.3	647--	281	609	82	236	2212	69.1
1999-2000															
UK	29	756-1718	44.0	99-315	31.4	309-501	61.7	1052-36.3	560-16	374	595	130	317	1920	66.2
Opp.	29	654-1661	39.4	98-359	27.3	383-566	67.7	1101-38.0	484--	313	651	71	220	1789	61.7
2000-01															
UK	27	644-1601	40.2	48-178	27.0	304-478	63.6	932-34.5	553-22	306	588	56	270	1640	60.7
Opp.	27	756-1600	47.3	110-334	32.9	432-618	69.9	1050-38.9	453--	415	543	83	251	2054	76.1
2001-02															
UK	29	748-1713	43.7	97-320	30.3	275-439	62.6	991-34.2	549-13	412	612	63	331	1868	64.4
Opp.	29	743-1681	44.2	127-400	31.8	412-621	66.3	1077-37.1	424--	209	611	76	273	2025	69.8
2002-03															
UK	27	671-1581	42.4	158-416	38.0	277-404	68.6	979-36.3	513-15	329	529	91	219	1777	65.8
Opp.	27	688-1686	40.8	154-463	33.3	381-570	66.8	1064-39.4	398--	392	444	88	234	1911	70.8



YEAR-BY-YEAR TEAM STATISTICS

Season	G	FG-FGA	FG%	3FG-3FGA	3FG%	FT-FTA	FT%	Reb-Avg	PF-D	A	TO	BS	St	Pts	Avg
2003-04															
UK	28	675-1669	40.4	121-391	30.9	392-533	73.5	1035-37.0	483-11	483	457	52	201	1863	66.5
Opp.	28	709-1701	41.7	154-543	28.4	332-490	67.8	1086-38.8	517--	338	465	110	172	1904	68.0
2004-05															
UK	34	867-1969	44.0	162-475	34.1	452-631	71.6	1334-39.2	532-7	406	553	125	223	2348	69.1
Opp.	34	788-2044	38.6	173-554	31.2	395-581	68.0	1204-35.4	564--	372	518	117	231	2144	63.1
2005-06															
UK	31	774-1834	42.2	149-433	34.4	438-636	.689	1284-41.4	530-8	424	525	135	195	2135	68.9
Opp.	31	702-1836	38.2	128-454	28.2	387-569	.680	1073-34.6	563--	327	487	133	231	1919	61.9
2006-07															
UK	34	888-2091	42.5	155-524	29.6	461-685	67.4	1400-41.2	596-12	455	545	152	227	2392	70.4
Opp.	34	760-2032	37.4	133-438	30.4	463-647	71.6	1243-36.6	616--	328	555	116	230	2116	62.2
2007-08															
UK	33	721-1908	37.8	124-420	29.5	458-714	64.1	1319-40.0	566-3	350	581	141	205	2024	61.3
Opp.	33	756-1970	38.4	143-460	31.1	410-617	66.5	1265-38.8	615--	337	542	115	237	2065	62.6
2008-09															
UK	32	712-1882	.378	141-477	.296	459-649	.707	1313-41.0	525-7	319	566	113	222	2024	63.2
Opp.	32	718-1838	.391	144-457	.315	378-541	.699	1158-36.2	571--	330	541	134	245	1958	61.2
2009-10															
UK	36	922-2216	.416	187-588	.318	631-891	.708	1368-38.0	659-12	442	559	145	418	2662	73.9
Opp.	36	775-1991	.389	138-473	.292	456-666	.685	1345-37.4	743--	361	823	158	234	2144	59.6
2010-11															
UK	34	829-2155	.385	182-597	.305	572-825	.693	1305-38.4	626-12	378	558	115	373	2412	70.9
Opp.	34	761-1834	.415	166-455	.365	429-629	.682	1297-38.1	694--	350	817	151	201	2117	62.3
2011-12															
UK	35	925-2302	.402	211-659	.320	528-784	.673	1379-39.4	688-9	439	614	129	422	2589	74.0
Opp.	35	748-1820	.411	105-368	.285	482-715	.674	1281-36.6	676--	360	939	134	253	2083	59.5
2012-13															
UK	36	1001-2392	.418	240-731	.328	471-672	.701	1410-39.2	647-10	475	558	181	429	2713	75.4
Opp.	36	757-1907	.397	121-410	.295	448-659	.680	1292-35.9	624--	365	853	108	226	2083	57.9
2013-14															
UK	35	1029-2369	.434	192-564	.340	595-883	.674	1513-43.2	725-11	496	543	141	343	2845	81.3
Opp.	35	862-2156	.400	153-526	.291	519-760	.683	1354-38.7	733--	414	699	133	206	2396	68.5
2014-15															
UK	34	905-2271	.399	154-539	.286	607-903	.672	1414-41.6	715-20	370	553	148	335	2571	75.6
Opp.	34	828-2057	.403	162-511	.317	527-761	.693	1392-40.9	746--	418	741	175	223	2345	69.0
2015-16															
UK	33	934-2055	.455	154-433	.356	443-627	.707	1321-40.0	584-15	475	507	131	222	2465	74.7
Opp.	33	743-1995	.372	176-590	.298	338-510	.663	1138-34.5	636--	416	575	138	205	2000	60.6
Season	G	FG-FGA	FG%	3FG-3FGA	3FG%	FT-FTA	FT%	Reb-Avg	PF-D	A	TO	BS	St	Pts	Avg





YEAR-BY-YEAR TEAM STATISTICS

Season	G	FG-FGA	FG%	3FG-3FGA	3FG%	FT-FTA	FT%	Reb-Avg	PF-D	A	TO	BS	St	Pts	Avg
--------	---	--------	-----	----------	------	--------	-----	---------	------	---	----	----	----	-----	-----

2016-17

UK	33	848-1988	.427	169-551	.307	474-632	.750	1203-36.5	486-9	426	394	80	209	2339	70.9
Opp.	33	788-1939	.406	201-590	.341	319-445	.717	1129-34.2	617--	466	487	134	179	2096	63.5

2017-18

UK	32	801-1884	.425	193-525	.368	383-522	.734	1124-35.1	548-12	425	422	113	219	2178	68.1
Opp.	32	747-1816	.411	211-601	.351	397-541	.734	1093-34.2	544--	486	469	131	176	2102	65.7

2018-19

UK	33	852-2072	.411	234-642	.364	424-569	.745	1119-33.9	595-9	437	421	112	355	2362	71.6
Opp.	33	708-1722	.411	156-487	.320	380-594	.640	1212-36.7	605--	420	700	124	195	1952	59.2



KENTUCKY CAREER RECORDS

FREE THROW PERCENTAGE (MIN. 200 ATT.)

Player	Seasons	G	FTM	FTA	PCT.
1. Jenny Pfeiffer	2003-07	119	247	287	.861
2. Maci Morris	2016-19	129244	285	.856	
3. Taylor Murray	2016-19	127	333	400	.833
4. Amani Franklin	2007-10	127	192	233	.824
5. Bria Goss	2012-15	134	398	486	.819
6. Jodie Whitaker	1986-89	111	211	259	.810
7. Tiffany Wait	1996-2000	122	396	500	.792
8. Debbie Miller	1984-87	109	300	239	.790
9. Selia Helm	2001-04	108	291	369	.789
10. Sara Potts	2002-05	117	188	240	.783

REBOUNDS

Player	Seasons	G	Avg	Reb
1. Valerie Still	1979-83	119	12.8	1,525
2. Victoria Dunlap	2008-11	133	8.3	1,099
3. J. Humphrey	2003-07	129	7.5	964
4. Leslie Nichols	1982-86	111	7.9	877
5. Sarah Elliott	2005-08	132	6.1	800
6. Debra Oden	1976-80	109	7.2	785
7. Samarie Walker	2012-14	96	8.1	777
8. Kim Denkins	1994-98	107	7.1	762
9. Liz Lukschu	1977-81	119	6.1	722
10. LaTonya McDole	1998-2002	116	6.1	711

REBOUNDING AVERAGE (MIN. 50 GAMES PLAYED)

Player	Seasons	G	Reb	Avg
1. Valerie Still	1979-83	119	1,525	12.8
2. Evelyn Akhator	2015-17	66	664	10.1
3. Victoria Dunlap	2008-11	133	1,099	8.3
4. Samarie Walker	2012-14	96	777	8.1
5. Leslie Nichols	1982-86	111	877	7.9
6. J. Humphrey	2003-07	129	964	7.5
7. Debra Oden	1976-80	109	785	7.2
8. Kim Denkins	1994-98	107	762	7.1
9. Jocelyn Mills	1989-93	103	703	6.8
10. Bebe Croley	1984-88	94	599	6.4

ASSISTS

Player	Seasons	G	Avg	Asst
1. Patty Jo Hedges	1980-83	120	6.091	731
2. Sandy Harding	1983-87	111	6.360	706
3. Jodie Whitaker	1985-89	111	4.180	464
Lea Wise	1979-83	120	3.866	464
5. Taylor Murray	2016-19	127	3.543	450
6. Stacey Reed	1991-95	114	3.877	442
7. Amber Smith	2008-12	123	3.455	425
8. Makayla Epps	2013-17	133	3.067	408
9. Rita Adams	1999-2003	110	3.636	400
10. Tracey Davis	1987-91	113	3.247	367

ASSISTS PER GAME (MIN. 50 GAMES PLAYED)

Player	Seasons	G	Asst	Avg
1. Sandy Harding	1983-87	111	706	6.360
2. Patty Jo Hedges	1979-83	120	731	6.091
3. Jodie Whitaker	1985-89	111	464	4.180
4. Stacey Reed	1991-95	114	442	3.877
5. Lea Wise	1979-83	120	464	3.866
6. Angela Phillips	2003-05	62	230	3.710
7. Rita Adams	1999-2003	110	400	3.636
8. Taylor Murray	2016-19	127	450	3.543
9. Amber Smith	2008-2012	123	425	3.455
Tracey Davis	1987-91	113	367	3.247

BLOCKS PER GAME (MIN. 50 BLOCKS)

Player	Seasons	G	Blks	Avg
1. Sarah Elliott	2005-08	132	195	1.47
2. DeNesha Stallworth	2012-14	65	87	1.34
3. Shantia Owens	1998-2000	61	81	1.33
Victoria Dunlap	2008-11	133	178	1.33
5. Valerie Still	1979-83	119	156	1.31
6. Victoria Dunlap	2008-11	100	129	1.29
7. Laura Meadows	1997-2000	89	95	1.17
8. Lisa Ellis	1988-90	59	68	1.15
9. Azia Bishop	2012-15	134	152	1.13
10. Samarie Walker	2011-14	96	96	1.00

BLOCKS

Player	Seasons	G	Avg	Blks
1. Sarah Elliott	2005-08	132	1.47	195
2. Victoria Dunlap	2008-11	133	1.34	178
3. Valerie Still	1979-83	119	1.31	156
4. Azia Bishop	2012-15	134	1.13	152
5. J. Humphrey	2003-07	129	0.83	107
6. Leslie Nichols	1982-86	111	0.92	102
7. Samarie Walker	2011-14	96	1.00	96
8. Laura Meadows	1997-2000	89	1.17	95
9. Alyssa Rice	2015-18	125	0.74	93
10. Rita Adams	1999-2003	110	0.74	81
Shantia Owens	1998-2000	61	1.33	81

STEALS

Player	Seasons	G	Avg	Stls
1. A'dia Mathies	2010-13	140	2.286	320
2. Stacey Reed	1991-95	114	2.710	309
3. Victoria Dunlap	2008-11	133	2.310	307
4. Taylor Murray	2016-19	127	2.259	287
5. Leslie Nichols	1982-86	111	2.504	278
6. Patty Jo Hedges	1979-83	120	2.266	272
7. Rita Adams	1999-2003	110	2.427	267
8. LaTonya McDole	1998-2002	117	2.076	243
9. Christina Jansen	1992-96	107	2.140	229
10. Sandy Harding	1983-87	111	2.018	224

STEALS PER GAME (MIN. 75 STEALS)

Player	Seasons	G	Stls	Avg
1. Stacey Reed	1991-95	114	309	2.710
2. Leslie Nichols	1982-86	111	278	2.504
3. Rita Adams	1999-2003	110	267	2.427
4. Victoria Dunlap	2008-11	133	307	2.310
5. A'dia Mathies	2010-13	140	320	2.286
6. Patty Jo Hedges	1979-83	120	272	2.266
7. Taylor Murray	2016-19	127	287	2.259
8. Christina Jansen	1992-96	107	229	2.140
9. LaTonya McDole	1998-2002	117	243	2.076
10. Sandy Harding	1983-87	111	224	2.018

DOUBLE-DOUBLES (OVERALL/POINTS-REBOUNDS)

Player	Total
1. Valerie Still	66
2. Leslie Nichols	33
3. Evelyn Akhator	31
Victoria Dunlap	31
5. Jocelyn Mills	22
6. Kim Denkins	20
Samarie Walker	20
8. Jennifer Humphrey	16
Eleia Roddy	16
10. DeNesha Stallworth	15



TEAM SEASON TOP-10 PERFORMANCES

POINTS

	Pts	Year
1.	2845	2013-14
2.	2733	1977-78
3.	2713	2012-13
4.	2662	2009-10
5.	2589	2011-12
6.	2571	2014-15
7.	2544	1981-82
8.	2540	1989-90
9.	2494	1980-81
10.	2465	2015-16

POINTS PER GAME

	PPG	Year
1.	83.5	1979-80
2.	83.4	1982-83
3.	81.9	1989-90
4.	81.3	2013-14
5.	80.4	1990-91
	80.4	1980-81
7.	80.1	1985-86
8.	79.5	1981-82
9.	78.0	1977-78
10.	77.9	1993-94

SCORING MARGIN

	PPG	Year
1.	17.7	1979-80
2.	17.5	2012-13
3.	16.0	1989-90
4.	14.5	2011-12
5.	14.4	1980-81
6.	14.3	2009-10
7.	14.1	2015-16
8.	12.9	1982-83
9.	12.8	2013-14
10.	12.4	2018-19

REBOUNDS

	Rebounds	Year
1.	1513	2013-14
2.	1426	1977-78
3.	1414	2014-15
4.	1413	1978-79
5.	1410	2012-13
6.	1400	2006-07
7.	1377	1981-82
8.	1368	2009-10
9.	1340	1989-90
	1340	1980-81

FGS MADE

	Made	Year
1.	1096	1977-78
2.	1045	1981-82
3.	1029	2013-14
4.	1004	1980-81
5.	1001	2012-13
6.	987	1985-86
7.	983	1979-80
8.	971	1989-90
9.	934	2015-16
10.	929	1982-83

FG ATTEMPTS

	FG Attempts	Year
1.	2550	1977-78
2.	2392	2012-13
3.	2369	2013-14
4.	2302	2011-12
5.	2271	2014-15
6.	2216	2009-10
7.	2155	2010-11
8.	2140	1981-82
9.	2091	2006-07
10.	2084	1989-90

3-POINT FIELD GOALS MADE

	Made	Year
1.	240	2012-13
2.	234	2018-19
3.	211	2011-12
4.	193	2017-18
5.	192	2013-14
6.	187	2009-10
7.	182	2010-11
8.	169	2016-17
9.	164	1994-95
10.	162	2004-05

3-POINT ATTEMPTS

	3PT Attempts	Year
1.	731	2012-13
2.	659	2011-12
3.	642	2018-19
4.	597	2010-11
5.	588	2009-10
6.	564	2013-14
7.	551	2016-17
8.	548	1994-95
9.	539	2014-15
10.	525	2017-18

FTS MADE

	Made	Year
1.	631	2009-10
2.	607	2014-15
3.	595	2013-14
4.	572	2010-11
5.	560	1989-90
6.	543	1991-92
7.	541	1977-78
8.	528	2011-12
9.	514	1998-99
10.	486	1980-81

FTS ATTEMPTED

	FT Attempts	Year
1.	903	2014-15
2.	891	2010-11
3.	853	1991-92
4.	825	2011-12
5.	805	1999-2000
6.	784	2012-13
7.	782	1992-93
8.	714	2008-09
9.	701	1981-82
10.	697	1991-92

ASSISTS

	Assists	Year
1.	665	1981-82
2.	590	1980-81
3.	575	1985-86
4.	567	1989-90
5.	536	1982-83
6.	511	1983-84
7.	509	1979-80
8.	507	2015-16
9.	496	2013-14
10.	483	2003-04

BLOCKS

	Blocks	Year
1.	181	2012-13
2.	152	2006-07
3.	148	2014-15
4.	145	2009-10
5.	141	2007-08
	141	2013-14
7.	135	2005-06
8.	131	2015-16
9.	130	1999-00
10.	129	2011-12

TURNOVERS FORCED

	Forced TOs	Year
1.	939	2011-12
2.	853	2012-13
3.	823	2009-10
4.	817	2010-11
5.	790	1989-90
6.	741	2014-15
7.	700	2018-19
8.	699	2013-14
9.	686	1977-78
10.	666	1993-94

STEALS

	Steals	Year
1.	429	2012-13
2.	422	2011-12
3.	418	2009-10
4.	382	1990-91
5.	373	2010-11
6.	372	1989-90
7.	355	2018-19
8.	345	1993-94
9.	344	1980-81
10.	343	2013-14

Note: Records kept since the 1977-78 season



TEAM SINGLE-GAME TOP-10 PERFORMANCES

POINTS

- 133 vs. Baylor (12/6/13)
- 121 vs. Kentucky State (11/24/89)
- 117 vs. Bradley (11/27/13)
- 116 vs. Lipscomb (11/21/13)
- 114 vs. Kent State (11/23/90)
- 112 vs. Florida Atlantic (12/30/2000)
112 vs. Morehead State (11/18/15)
- 111 vs. Appalachian State (11/14/14)
111 vs. Charleston (1/31/86)
- 109 vs. Grambling (12/29/13)
109 vs. National College (2/22/84)

REBOUNDS

- 67 vs. Wright State (3/22/14)
67 vs. Morehead State (11/18/15)
- 66 vs. Rutgers (1/12/80)
66 vs. National College (2/9/82)
- 65 vs. Cincinnati (2/10/93)
- 63 vs. Morehead State (11/23/12)
63 vs. Duquesne (11/24/90)
63 vs. Kent State (11/23/90)
63 vs. Alabama-Birmingham (2/1/91)
- 62 vs. Murray State (11/26/10)

FGS MADE

- 53 vs. Kentucky State (11/24/89)
- 45 vs. Bradley (11/27/13)
45 vs. Lipscomb (11/21/13)
45 vs. Morris Brown (12/23/02)
- 44 vs. Wright State (3/22/14)
- 43 vs. Morehead State (11/18/15)
- 41 vs. Western Carolina (12/18/18)
- 40 vs. Georgia Southern (11/13/13)
40 vs. Eastern Kentucky (2/1/94)
40 vs. Evansville (12/05/17)

FG ATTEMPTS

- 101 vs. Marshall (2/1/78)
- 93 vs. Baylor (12/6/13)
- 92 vs. Morehead State (11/18/15)
- 90 vs. Jacksonville State (11/15/11)
- 89 vs. Morehead State (11/19/14)
89 vs. Bradley (11/27/13)
89 vs. Southern Miss (11/19/11)
- 87 vs. Mississippi State (2/12/15)
- 86 vs. Lipscomb (11/21/13)
86 vs. Morris Brown (12/23/02)

FG PERCENTAGE

- 74.1 vs. Alabama (2/7/87) 35-49
- 64.7 vs. Alabama (1/25/18) 33-51
- 60.9 vs. Nicholls State (12/21/04) 39-64
- 60.7 vs. Arkansas (2/18/07) 34-56
- 60.3 vs. Tennessee State (12/22/05) 38-63
- 59.6 vs. Eastern Michigan (11/25/15) 34-57
- 59.3 vs. Chattanooga (3/20/05) 35-59
59.3 vs. Duquesne (11/28/03) 32-54
- 58.6 vs. Western Carolina (12/18/18) 41-70
58.6 vs. Ole Miss (01/26/17) 34-58

3-POINT FIELD GOALS MADE

- 14 vs. Mississippi State (1/8/12)
- 13 vs. Southern University (11/11/18)
13 vs. Detroit (12/1/93)

- 12 vs. New Hampshire (11/17/16)
12 vs. Auburn (1/20/13)
12 vs. USC Upstate (11/25/12)
12 vs. Gonzaga (3/25/12)
12 vs. Miami Ohio (12/1/09)
12 vs. Stetson (11/22/05)
12 vs. Charleston Southern (12/10/04)

3-POINT ATTEMPTS

- 32 vs. Southern Miss (11/19/11)
32 vs. UCLA (12/28/94)
- 31 vs. Alabama (1/6/13)
31 vs. Arkansas-Pine Bluff (12/11/11)
31 vs. Morehead State (11/17/09)
- 30 vs. USC Upstate (11/25/12)
30 vs. Mississippi State (1/8/12)
30 vs. Western Kentucky (12/5/95)
- 29 vs. NC State (03/25/19)
29 vs. Texas A&M (01/27/19)

FTS MADE

- 49 vs. Baylor (12/6/13)
- 36 vs. Miami Ohio (11/14/10)
36 vs. Louisville (12/20/09)
- 34 vs. Oklahoma (11/28/14)
- 33 vs. Vanderbilt (1/23/11)
33 vs. Louisville (2/19/92)
- 32 vs. Arkansas-Pine Bluff (12/11/11)
- 31 vs. Tennessee State (3/20/15)
- 29 vs. Oklahoma (3/21/16)
29 vs. North Carolina A&T (1/1/09)
29 vs. Memphis State (12/4/93)
29 vs. Ohio State (1/7/92)

FTS ATTEMPTED

- 66 vs. Baylor (12/6/13)
- 54 vs. Miami Ohio (11/14/10)
- 53 vs. Oklahoma (11/28/14)
- 52 vs. Louisville (12/20/09)
- 50 vs. Louisville (2/19/92)
- 48 vs. Vanderbilt (1/23/11)
- 44 vs. Arkansas-Pine Bluff (12/11/11)
- 43 vs. Tennessee State (12/28/14)
43 vs. Northern Kentucky (12/3/14)
43 vs. Memphis State (12/4/93)

FT PERCENTAGE (MIN 10 MADE)

- 100.0 vs. Morehead (1977)
100.0 vs. Chattanooga (11-of-11) (3/20/04)
100.0 vs. Missouri (12-of-12) (1/13/13)
100.0 vs. Furman (11-of-11) 12/6/08
- 95.8 vs. Wake Forest (23-of-24) 12/30/04
- 95.5 vs. UConn (21-of-22) (3/27/12)
95.5 vs. Florida (21-of-22) (2/18/10)
- 94.7 vs. Missouri (18-of-19) (03/08/19)
94.7 vs. South Carolina (18-of-19) (2/21/10)
- 93.3 vs. Vanderbilt (14-of-15) (2/9/03)

ASSISTS

- 34 vs. Western Kentucky (2/16/81)
- 33 vs. Michigan (1/23/82) and Detroit (12/28/83)
- 32 vs. Morehead State (11/18/15)
32 vs. Kentucky State (11/24/89)
- 31 vs. Detroit (2/26/86)
31 vs. Eastern Kentucky (1/5/86)
- 30 vs. Mississippi State (1/15/90)
30 vs. East Carolina (11/28/87)

- 30 vs. Valdosta State (11/27/83)
30 vs. Seton Hall (12/5/81)
- 29 vs. Eastern Kentucky (2/1/94)
29 vs. Tennessee State (1/15/87)
29 vs. Old Dominion (1/23/87)
29 vs. Charleston (12/19/82)
29 vs. LSU (2/27/82)
29 vs. Florida (12/31/81)

BLOCKS

- 19 vs. North Carolina A&T (12/6/06)
- 12 vs. Wright State (3/22/14)
12 vs. Tennessee State (12/22/05)
- 11 vs. Mississippi State (1/13/08)
11 vs. Winthrop (1/3/00)
11 vs. Kentucky State (11/16/89)
- 10 vs. Ole Miss (1/14/07)
10 vs. UT-Martin (12/28/99)
10 vs. Morehead State (11/23/12)
10 vs. Texas A&M (2/18/13)
10 vs. McNeese State (11/28/09)
10 vs. Furman (12/6/08)
10 vs. Indiana (12/9/88)
10 vs. Evansville (12/05/17)

TURNOVERS FORCED (83-84)

- 49 vs. Arkansas Pine Bluff (12/11/11)
- 48 vs. Jacksonville State (11/15/11)
- 46 vs. Stetson (12/20/89)
- 43 vs. Alabama State (11/07/18)
- 42 vs. Nebraska Omaha (11/23/11)
- 40 vs. Mississippi Valley State (1/1/10)
- 38 vs. USC Upstate (11/25/12)
38 vs. Louisville (12/20/09)
- 37 vs. Jackson State (11/29/15)
- 36 vs. Alcorn State (12/28/12)
36 vs. Morehead (11/12/10)
36 vs. Charleston (1/31/86)

STEALS (83-84)

- 28 vs. West Virginia (12/12/93)
- 25 vs. Arkansas Pine Bluff (12/21/10)
25 vs. Eastern Illinois (12/17/90)
- 24 vs. Georgia Southern (11/13/13)
24 vs. Morehead State (2/20/90)
- 23 vs. Alabama State (11/07/18)
- 22 vs. Louisville (1/19/94)
22 vs. UT-Chattanooga (11/30/81)
- 21 vs. USC Upstate (11/25/12)
21 vs. Arkansas Pine Bluff (12/11/11)
21 vs. Louisville (12/20/09)
21 vs. Mississippi State (1/4/92)
21 vs. Miami (Ohio) (11/26/91)
21 vs. Carson-Newman (12/13/80)
21 vs. Morehead State (3/4/78)

Note: Records kept since the 1977-78 season



SCORING

TEAM RECORDS

MOST POINTS

Half: 64 vs. Miami (2/8/86, 2nd half) and Nebraska (3/13/99, 2nd half)
1st Period: 35 vs. Evansville (12/5/18)
2nd Period: 33 vs. Florida (3/4/16)
3rd Period: 30 vs. New Hampshire (11/17/16)
4th Period: 32 vs. South Carolina (2/26/17)
Game: 133 vs. Baylor (4OT) (12/6/13)
By an Opponent: 130 vs. Baylor (4OT) (12/6/13)
Game (both teams): 263 - UK 133 vs. Baylor 130 4OT(12/6/13)
Home Floor: 121 vs. Kentucky State (11/24/89)
Opponent's Floor: 107 @ Detroit (12/28/83)
Season: 2,845 (2013-14) [35 games]
In a Losing Game: 94 @ Ohio State (1/7/92) and vs. Dayton (3/21/15)
Largest Halftime Lead: 41 vs. Grambling State [60-19] (12/29/13)
Largest Deficit Overcome to Win a Game:
 -19 - Miami (Ohio), 53-34, 16:27 in second half, (won, 77-71) 11/21/00
Margin of Victory: 77 vs. Kentucky State [121-44] (11/24/89)

HIGHEST SCORING AVERAGE

Season: 83.5 (1979-80) [2,421 in 29 games]

HIGHEST SCORING MARGIN

Season: +17.5 (2011-12)

FEWEST POINTS

Game: 38, three times, last vs. Georgia Southern (11/13/13)
1st Period: 5 vs. LSU (2/4/18)
Opp: 2 - Rice (11/13/15)
2nd Period: 5 at Arizona State (11/15/15)
Opp: 2 - Morehead State (11/23/17)
3rd Period: 5 vs. Georgia (1/7/18)
Opp: 4 - Jackson State (11/29/15)
4th Period: 6 at Miami (Fla.) (12/10/17)
Opp: 3 - Jackson State (11/29/15), Marshall (11/26/17)
Season: 1,657 (1996-97) [27 games]
Both Teams: 88 (UK 43 @ Arkansas 45) (1/23/93)
Allowed in a Season: 2,054 (2000-01) [27 games]
Allowed in a Game: 23 vs. Alcorn State (12/28/12)
Half by an Opponent: 9 vs. Charleston So. (12/10/04)
Worst Defeat: 72 vs. Tennessee [38-110] (1/21/01)

INDIVIDUAL RECORDS

POINTS SCORED

Game: 43, Jennifer O'Neill vs. Baylor (12/6/13)
Season: 794, Valerie Still (1981-1982)
Career: 2,763, Valerie Still (1979-83)

HIGHEST SCORING AVERAGE

Season (min. 20 games): 25.5, Pam Browning (1976-77)
Career (min. 40 games): 23.2, Valerie Still (1979-83)

CAREER LEADERS

SCORING AVERAGE

Player	Career	G	Pts	Avg
1. Valerie Still	1979-83	119	2,763	23.2
2. Leslie Nichols	1982-86	111	1,797	18.2
3. Pam Browning	1974-78	n/a	1,598	14.9
4. A'dia Mathies	2010-13	140	2,014	14.4
5. Bebe Croley	1984-88	94	1,399	14.2
6. Victoria Dunlap	2008-11	133	1,846	13.9
7. SeSe Helm	2000-04	108	1,487	13.8
8. Evelyn Akhator	2015-17	66	906	13.7
9. Makayla Epps	2013-17	133	1,790	13.5
10. Sara Potts	2001-05	117	1,563	13.4

SINGLE-SEASON LEADERS

POINTS

Player	Season	G	Avg	Pts
1. Valerie Still	1981-82	32	24.8	794
2. Valerie Still	1982-83	28	25.0	700
3. Pam Browning	1976-77	26	25.5	663
4. Valerie Still	1979-80	29	22.1	641
5. Victoria Dunlap	2009-10	35	18.1	633
6. Valerie Still	1980-81	30	20.9	628
7. Makayla Epps	2016-17	33	17.7	583
8. A'dia Mathies	2012-13	36	16.1	579
9. Victoria Dunlap	2010-11	33	17.0	562
10. Makayla Epps	2015-16	32	17.1	546

BY A FRESHMAN:

Valerie Still	1979-80	29	22.1	641
Rhyn Howard	2018-19	32	16.4	525
A'dia Mathies	2009-10	36	13.6	491
Bria Goss	2011-12	35	11.0	384
Samantha Mahoney	2004-05	34	10.6	362

BY A SOPHOMORE:

Valerie Still	1980-81	30	20.9	628
Makayla Epps	2014-15	34	14.9	506
Leslie Nichols	1983-84	27	18.4	496
A'dia Mathies	2010-11	34	12.8	435
Victoria Dunlap	2008-09	32	12.8	411

BY A JUNIOR:

Valerie Still	1980-82	28	26.6	746
Victoria Dunlap	2009-10	35	18.1	633
Maci Morris	2017-18	31	17.3	537
A'dia Mathies	2011-12	35	5.0	509

BY A SENIOR:

Valerie Still	1982-83	28	25.0	700
Makayla Epps	2016-17	33	17.7	583
Victoria Dunlap	2010-11	33	17.0	562
Evelyn Akhator	2016-17	33	15.9	526
Leslie Nichols	1985-86	29	16.7	486

SCORING AVERAGE

Player	Season	G	Pts	Avg
1. Pam Browning	1976-77	26	663	25.5
2. Valerie Still	1982-83	28	700	25.0
3. Valerie Still	1981-82	32	794	24.8
4. Valerie Still	1979-80	29	641	22.1
5. Valerie Still	1980-81	31	628	20.9
6. Leslie Nichols	1984-85	27	497	18.4
7. Leslie Nichols	1983-84	27	496	18.4
8. Stacey Reed	1993-94	28	509	18.2
9. Victoria Dunlap	2009-10	35	633	18.1
10. Makayla Epps	2016-17	33	583	17.7
Bebe Croley	1986-87	28	495	17.7

GAME LEADERS

POINTS

Player, Opponent (Date)	Pts
1. Jennifer O'Neill vs. Baylor (12/6/13)	43
2. Valerie Still vs. Charleston (12/19/82)	42
Makayla Epps vs. Mississippi State (2/12/15)	42
4. Valerie Still vs. Florida (2/20/82)	41
5. Bebe Croley vs. Morehead State (12/20/87)	40
6. Valerie Still vs. Indiana (12/6/80)	39
7. Valerie Still vs. Indiana (12/15/79)	38
Valerie Still vs. Ohio State (12/2/82)	38
Valerie Still @ Rutgers (2/16/83)	38
10. Valerie Still vs. Indiana State (1/17/81)	37

BY A FRESHMAN:

Valerie Still vs. Indiana (12/15/79) 38

BY A SOPHOMORE:

Makayla Epps vs. Mississippi State (2/12/15) 42

BY A JUNIOR:

Jennifer O'Neill vs. Baylor (12/6/13) 43

BY A SENIOR:

Valerie Still vs. Charleston (12/19/82) 42

MOST POINTS IN FIRST VARSITY GAME (SINCE 1979-80)

Player, Opponent (Date)	Pts
1. Maria Donhoff vs. n/a (1977-78)	20
Laura Meadows @ Indiana (11/18/97)	20
3. Valerie Still at Cincinnati (12/1/79)	18
4. Carly Ormerod vs. IUPUI (11/18/05)	17
5. Rhyn Howard vs. Alabama State (11/07/18)	15
6. Mary Custard vs. American (11/25/88)	14
7. Blair Green vs. Alabama State (11/07/18)	13
Pattresa Leonard vs. Kentucky State (11/24/89)	13
A'dia Mathies vs. Boston (11/13/09)	13
Tatyana Wyatt vs. Sacramento State (11/10/17)	13
11. Debbie Hoskins vs. Louisville (11/27/87)	12
Josh Mills vs. Kentucky State (11/24/89)	12
Bernisha Pinkett vs. Morehead (11/12/10)	12



YEAR-BY-YEAR SCORING - TOTAL POINTS LEADERS

Year	Player	Cl	Pos.	G	Pts	Avg.
1974-75	Pam Browning	FR	C	26	297	11.4
1975-76	Pam Browning	SO	C	20	268	13.4
1976-77	Pam Browning	JR	C	26	663	25.5
1977-78	Maria Donhoff	FR	G	33	413	12.5
1978-79	Liz Lukschu	SO	C	29	400	14.8
1979-80	Valerie Still	FR	C	29	641	22.1
1980-81	Valerie Still	SO	C	31	628	20.9
1981-82	Valerie Still	JR	C	32	794	24.8
1982-83	Valerie Still	SR	C	28	700	25.0
1983-84	Leslie Nichols	SO	F	27	496	18.4
1984-85	Leslie Nichols	JR	F	27	497	18.4
1985-86	Leslie Nichols	SR	F	29	486	16.7
1986-87	Bebe Croley	JR	F	28	495	17.7
1987-88	Bebe Croley	SR	F	23	402	17.5
1988-89	Kristi Cushenberry	FR	G/F	28	361	12.9
1989-90	Vanessa Foster-Sutton	SR	C	31	388	12.5
1990-91	Stacy McIntyre	JR	F	29	434	15.0
1991-92	Stacy McIntyre	SR	F	30	483	16.1
1992-93	Jocelyn Mills	SR	C	28	432	15.4
1993-94	Stacey Reed	JR	G	28	509	18.2
1994-95	Stacey Reed	SR	G	28	387	13.8
1995-96	Shaunda Roberts	SO	F	27	481	17.8
1996-97	Shaunda Roberts	JR	F	24	182	13.0
1997-98	Jaye Barnes	JR	F	28	411	14.7
1998-99	Tiffany Wait	JR	G	32	437	13.7
1999-2000	LaTonya McDole	SO	F	29	335	11.6
2000-01	LaTonya McDole	JR	F	27	345	12.8
2001-02	Selia "SeSe" Helm	SO	C	29	492	17.0
2002-03	Rita Adams	SR	G	25	340	13.6
2003-04	Sara Potts	JR	G/F	28	469	16.8
2004-05	Sara Potts	SR	G/F	33	530	15.6
2005-06	Sam Mahoney	SO	G	31	370	11.9
2006-07	Sarah Elliott	JR	C	34	460	13.5
2007-08	Sam Mahoney	SR	G	33	448	13.6
2008-09	Victoria Dunlap	SO	F	32	411	12.8
2009-10	Victoria Dunlap	JR	F	35	633	18.1
2010-11	Victoria Dunlap	SR	F	34	562	17.0
2011-12	A'dia Mathies	JR	G	34	509	15.0
2012-13	A'dia Mathies	SR	G	36	579	16.1
2013-14	Jennifer O'Neill	JR	G	35	441	12.6
2014-15	Makayla Epps	SO	G	34	506	14.9
2015-16	Makayla Epps	JR	G	32	546	17.1
2016-17	Makayla Epps	SR	G	33	583	17.7
2017-18	Maci Morris	JR	G	31	537	17.3
2018-19	Rhyne Howard	FR	G	32	525	16.4

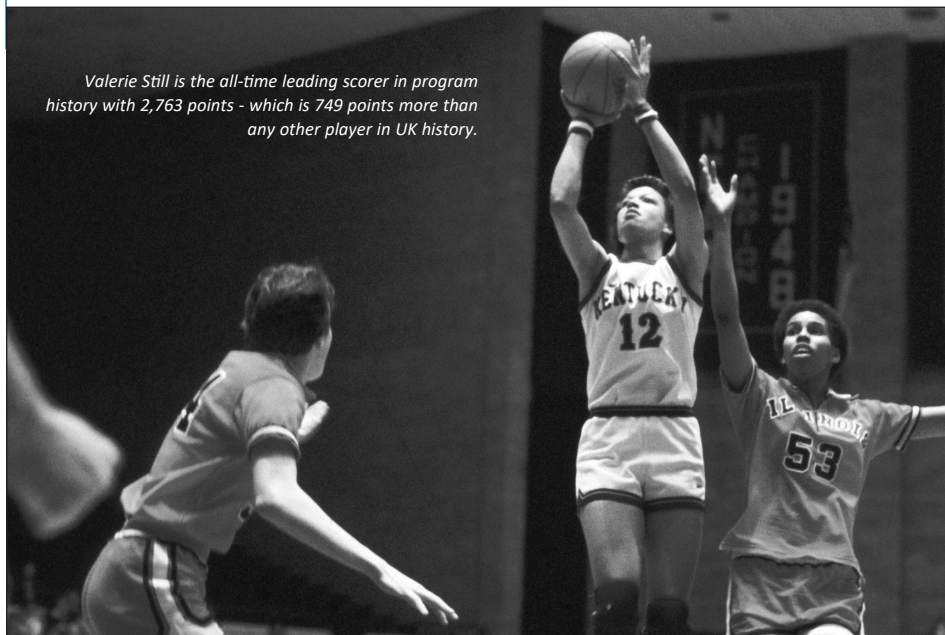
ALL-TIME LEADING SCORERS - VARSITY CAREER (1,000-PT CLUB)

Player (Position)	Years	Seasons	Games	Average	Points
1. Valerie Still (C)	4	1979-83	119	23.2	2,763
2. A'dia Mathies (G)	4	2010-2013	140	14.4	2,014
3. Victoria Dunlap (F)	4	2008-2011	133	13.9	1,846
4. Leslie Nichols (F)	4	1982-86	111	18.2	1,797
5. Makayla Epps (G)	4	2013-2017	133	13.5	1,790
6. Maci Morris (G)	4	2015-19	129	13.1	1,692
7. Samantha Mahoney (G)	4	2005-2008	132	12.1	1,601
8. Pam Browning (C)	4	1974-78	107	14.9	1,598
9. Sara Potts (G/F)	4	2001-2005	117	13.4	1,563
10. Sarah Elliott (C)	4	2005-2008	132	11.4	1,502
11. Elisabeth Lukschu (C)	4	1977-81	119	12.5	1,488
12. Selia "SeSe" Helm (C)	4	2000-2004	108	13.8	1,487
13. Stacey Reed (G)	4	1991-95	114	13.0	1,482
14. Jennifer O'Neill (G)	5	2010-2015	133	10.9	1,449
15. Tiffany Wait (G)	5	1995-2000	122	11.8	1,445
16. Jodie Whitaker (G)	4	1985-89	111	12.9	1,433
17. Taylor Murray (G)	4	2016-19	127	10.7	1,359
18. Kristi Cushenberry (G)	4	1988-92	118	11.5	1,358
19. Belitta Croley (F)	4	1984-88	94	14.2	1,339
20. Bria Goss (G)	4	2012-2015	134	9.8	1,318
21. Stacy McIntyre (F)	4	1988-92	116	10.5	1,215
22. Maria Donhoff (G)	4	1977-81	121	9.8	1,187
23. LaTonya McDole (F)	4	1998-2002	117	10.1	1,180
24. Lea Wise (G)	4	1979-83	120	9.8	1,179
25. Patty Jo Hedges (G)	4	1979-83	120	9.8	1,176
26. Jocelyn Mills (C)	4	1989-93	103	11.4	1,170
27. Karen Mosley (F)	4	1982-86	109	10.4	1,135
28. Janet Timperman (G)	4	1975-79	N/A	N/A	1,080
29. Tedra Eberhart (G)	4	1990-94	113	9.5	1,071
30. Kim Denkins (C)	4	1994-98	107	9.9	1,057
31. Debbie Miller (G)	4	1983-87	109	8.5	1,031
32. Laura Meadows (F)	3	1997-2000	89	11.5	1,024
Jane Thompson (G)	4	2012-2016	119	8.6	1,024
34. Sandy Harding (G)	4	1983-87	111	9.2	1,023

QUICKEST TO 1,000 POINTS (BY GAMES PLAYED)

Name	Years	Games to 1,000	Date	Opponent	Total Points	Total Games
1. Valerie Still	1979-83	44	1/27/81	Eastern Kentucky	2,763	119
2. Leslie Nichols	1982-86	66	12/29/84	Old Dominion	1,797	111
3. Selia Helm	2000-2004	73	2/9/03	Vanderbilt	1,487	108
4. A'dia Mathies	2010-2013	74	11/19/11	Southern Miss	1,435	104
5. Victoria Dunlap	2008-2011	85	1/31/10	Mississippi State	1,846	133

Valerie Still is the all-time leading scorer in program history with 2,763 points - which is 749 points more than any other player in UK history.



THREE-POINT FIELD GOALS

TEAM RECORDS

3-POINT FIELD GOALS MADE

Game: 14 vs. Mississippi State (1/8/12) [14-of-30]

Half: 11 vs. Detroit (12/1/93) [11 of 19]

1st Period: 6, at Auburn (2/07/19)

2nd Period: 6 vs. Missouri (1/5/17)

3rd Period: 5 vs. New Hampshire (11/17/16)

4th Period: 5, 3x, last vs. Southern U (11/11/18)

Season: 240, 2012-13 [240-of-731 in 36 games]

Both Teams in a Game: 22, UK [14-of-30] - Mississippi State

[8-of-11], 1/8/12

3-POINT FIELD GOALS ATTEMPTED

Game: 32 vs. UCLA (12/28/94) [8-of-32]

Season: 731 (2012-13) [240-of-731 in 36 games]

3-POINT FIELD GOAL PERCENTAGE

Game (min. 8 made): 78.6 vs. Miami (Ohio) [11-of-14], 12/21/02

Season: .380 (2002-03) [158-of-416 in 27 games]

INDIVIDUAL RECORDS

3-POINT FIELD GOALS MADE

Half: 5, Keyla Snowden vs. UT Martin (12/22/09) [5-of-6]; Amani Franklin vs. UC Santa Barbara (12/21/08) [5-of-6]; Sara Potts vs. Chattanooga (3/20/05) [7-of-14]; A'dia Mathies vs. Alabama (1/06/13) [5-of-7]

Game: 7, Rhyne Howard vs. Southern U (11/11/18) [7-of-11]; 7, Sara Potts vs. High Point (1/6/04) [7-of-12]; Chattanooga (3/20/05) [7-of-14]

Season: 81, Sara Potts (2004-05) [81-of-223]

Career: 271, Sara Potts (2001-05) [271-of-719]

3-POINT FIELD GOALS ATTEMPTED

Game: 17, Shaunda Roberts vs. South Carolina (1/24/96) [5-of-17]

Season: 223, Sara Potts (2004-05) [81-223]

Career: 719, Sara Potts (2001-05) [271-of-719]

3-POINT FIELD GOAL PERCENTAGE

Game (min. 10 att.): .636, Rhyne Howard vs. Southern U (11/11/18) [7-of-11]

Season (min. 100 att.): .475, Maci Morris (2017-18) [75-of-158]

Career (min. 200 att.): .411, Maci Morris (2016-19) [252-of-613]

CAREER LEADERS

3-POINT FIELD GOALS MADE

Player	Seasons	Pct	3FGA	3FG
1. Sara Potts	2001-05	.377	719	271
2. Maci Morris	2016-19	.411	613	252
3. Jennifer O'Neill	2011-15	.349	564	197
A'dia Mathies	2010-13	.368	481	177
5. Keyla Snowden	2010-2012	.369	477	176
6. Stacey Reed	1991-95	.320	548	175
7. Jenny Pfeiffer	2003-07	.347	467	162
8. Tiffany Wait	1995-2000	.361	319	115
9. Sam Mahoney	2005-08	.318	355	113
10. Bria Goss	2012-15	.306	366	112

3-POINT FIELD GOALS ATTEMPTED

Player	Seasons	Pct	3FG	3FGA
1. Sara Potts	2001-05	.377	271	719
2. Maci Morris	2016-19	.411	252	613
3. Jennifer O'Neill	2011-Present	.349	197	564
4. Stacey Reed	1991-95	.320	176	548
5. A'dia Mathies	2010-13	.368	177	481
6. Keyla Snowden	2010-2012	.369	176	477
7. Jenny Pfeiffer	2003-07	.347	162	467
8. Carly Morrow	2008-11	.273	108	395
9. Christina Jansen	1992-96	.252	98	388
10. Bria Goss	2012-15	.306	112	366

3-PT FIELD GOAL PERCENTAGE (MIN. 200 ATT.)

Player	Seasons	3FG	3FGA	Pct
1. Maci Morris	2016-19	252	613	41.1
2. Kristi Cushenberry	1988-92	110	277	39.7
3. Sara Potts	2001-05	271	719	37.7
3. Keyla Snowden	2010-2012	176	477	36.9
4. Jodie Whitaker	1985-89	80	217	36.8
A'dia Mathies	2010-13	177	481	36.8
6. Shaunda Roberts	1994-96	103	284	36.2
7. Tiffany Wait	1995-2000	115	319	36.1
8. Mia Daniel	1989-93	90	253	35.5
9. Jennifer O'Neill	2011-Present	197	564	34.9
10. Jenny Pfeiffer	2003-07	162	467	34.7

SINGLE-SEASON LEADERS

3-POINT FIELD GOALS MADE

Player	Year	Pct	3FGA	3FG
1. Sara Potts	2004-05	.363	223	81
2. Maci Morris	2018-19	.452	166	75
Maci Morris	2018-18	.475	158	75
4. Rhyne Howard	2018-19	.387	191	74
Sara Potts	2002-03	.454	163	74
6. A'dia Mathies	2012-13	.422	173	73
7. Jennifer O'Neill	2012-13	.356	188	67
8. Sara Potts	2003-04	.354	186	66
9. Stacey Reed	1992-93	.386	168	65
Keyla Snowden	2010-11	.380	171	65

BY A FRESHMAN:

74 Rhyne Howard (191 atts.)2018-19

BY A SOPHOMORE:

74 Sara Potts (163 atts.)2002-03

BY A JUNIOR:

75 Maci Morris (158 atts.)2017-18

BY A SENIOR:

81 Sara Potts (223 atts.)2004-05

3-POINT FIELD GOALS ATTEMPTED

Player	Year	Pct	3FG	3FGA
1. Sara Potts	2004-05	.363	81	223
2. Rhyne Howard	2018-19	.387	74	191
3. Jennifer O'Neill	2012-13	.356	67	188
4. Jenny Pfeiffer	2006-07	.324	57	176
5. Shaunda Roberts	1995-96	.368	64	174
Keyla Snowden	2011-12	.345	60	174
7. A'dia Mathies	2012-13	.422	73	173
8. Stacey Reed	1992-93	.387	65	168
9. Jennifer O'Neill	2014-15	.323	54	167
10. Maci Morris	2018-19	.452	75	166

3-PT FIELD GOAL PCT. (MIN. 100 ATT.)

Player	Year	3FG	3FGA	Pct
1. Maci Morris	2017-18	75	158	47.5
2. Sara Potts	2002-03	74	163	45.4
3. Maci Morris	2018-19	75	166	45.2
4. A'dia Mathies	2012-13	73	173	42.2
5. Tiffany Wait	1998-99	46	110	41.8
6. Carly Ormerod	2005-06	49	118	41.5
7. Maci Morris	2015-16	49	125	39.2
8. Janel Thompson	2015-16	56	144	38.9
9. Rhyne Howard	2018-19	74	191	38.7
Stacey Reed	1992-93	65	168	38.7

BY A FRESHMAN:

41.5 Carly Ormerod (49-118)2005-06

BY A SOPHOMORE:

45.4 Sara Potts (74-163)2002-03

BY A JUNIOR:

47.5 Maci Morris (75-158)2017-18

BY A SENIOR:

45.2 Maci Morris (75-166)2018-19

SINGLE-GAME HIGHS

3-POINT FIELD GOALS MADE

Player	Opp (Date)	3FGA	3FG
1. Rhyne Howard	Southern U (11/11/18)	11	7
Sara Potts	High Point (1/6/04)	12	7
	Chattanooga (3/20/05)	14	7
4. Makenzie Cann	New Hamp. (11/17/16)	8	6
A'dia Mathies	Dayton (3/26/13)	7	6
Keyla Snowden	UT Martin (12/22/09)	6	6
Keyla Snowden	Arkansas Pine Bluff	12	6
Sara Potts	@ Alabama (2/23/03)	10	6
Jenny Pfeiffer	Long Island (12/15/02)	8	6
Tedra Eberhart	Detroit-Mercy (12/1/93)	10	6
Jenny Pfeiffer	Alabama (2/26/06)	12	6
	Florida (1/12/06)	9	6

3-POINT FIELD GOALS ATTEMPTED

Player	Opp (Date)	3FG	3FGA
1. Shaunda Roberts	So. Carolina (1/24/96)	5	17
2. Jennifer O'Neill	Central Mich. (11/22/14)	5	15
3. Sara Potts	Chattanooga (3/20/05)	7	14
4. Rhyne Howard	Ole Miss (01/13/19)	5	13
Jennifer O'Neill	Texas A&M (3/10/13)	2	13
Shaunda Roberts	Marshall (2/8/96)	3	13
Shaunda Roberts	Auburn (3/1/96)	4	13
Stacey Reed	Western Ky. (12/10/93)	5	13
Jenny Pfeiffer	Oakland (3/15/07)	5	13
Keyla Snowden	LSU (3/3/12)	5	13

Consecutive Games Hitting a 3-Point Field Goal:

Season: 18, Maci Morris (2018-19)

Career: 25, Keyla Snowden (Feb. 18, 2010-Jan. 23, 2011)

YEAR-BY-YEAR THREE-POINT PCT LEADERS (MIN. 20 MADE)

Year	Name	Class	Pos.	3FG	3FGA	Pct.
1987-88	Jodie Whitaker	Jr.	G	48	126	38.1
1988-89	Ruth Mountain	Jr.	G/F	22	59	37.3
1989-90	Kristi Cushenberry	So.	G	22	51	43.1
1990-91	Mia Daniel	So.	F	20	50	40.0
1991-92	Mia Daniel	Jr.	F	28	75	37.3
1992-93	Stacey Reed	So.	G	65	168	38.7
1993-94	Tedra Eberhart	Sr.	G/F	38	101	37.6
1994-95	Chrissy Roberts	So.	G	47	130	36.2
1995-96	Shaunda Roberts	So.	F	64	174	36.8
1996-97	Patrice Boyd	Fr.	F	20	50	40.0
1997-98	Laura Meadows	Fr.	G/F	43	129	33.3
1998-99	Tiffany Wait	Jr.	G	46	110	41.8
1999-2000	Natalie Martinez	Sr.	G	28	67	41.8
2000-01	Dasielka Hawthorne	Fr.	G	20	71	28.2
2001-02	Sara Potts	Fr.	G	50	147	34.0
2002-03	Sara Potts	So.	G	74	163	45.4
2003-04	Jenny Pfeiffer	So.	G	29	78	37.2
2004-05	Sara Potts	Sr.	G/F	81	223	36.3
2005-06	Carly Ormerod	Fr.	G	49	118	41.5
2006-07	Jenny Pfeiffer	Sr.	G	57	176	32.4
2007-08	Sam Mahoney	Sr.	G	40	113	35.4
2008-09	Carly Morrow	So.	G	48	163	29.4
2009-10	Keyla Snowden	So.	G	51	132	38.6
2010-11	Keyla Snowden	Jr.	G	65	171	38.0
2011-12	A'dia Mathies	Jr.	G	51	135	37.8
2012-13	A'dia Mathies	Sr.	G	73	173	42.2
2013-14	Jennifer O'Neill	Jr.	G	55	151	36.4
2014-15	Jennifer O'Neill	Sr.	G	54	167	32.3
2015-16	Maci Morris	Fr.	G	49	125	39.2
2016-17	Makayla Epps	Sr.	G	39	110	35.5
2017-18	Maci Morris	Jr.	G	75	158	47.5
2018-19	Maci Morris	Sr.	G	75	166	45.2





FREE THROWS

TEAM RECORDS

FREE THROWS MADE

Game: 49 vs. Baylor 40T (12/6/13)
Season: 631 (2009-10)

FREE THROWS ATTEMPTED

Game: 66 vs. Baylor 40T (12/6/13)
Season: 903 (2014-15)

FREE THROW PERCENTAGE

Game (min. 10 att.): 1.000 vs. Missouri (1/13/13) [12-of-12];
Chattanooga (3/20/04) [11-of-11]; vs. Morehead (1977)
Season: .778 (1983-84) [328-of-416]

FEWEST FREE THROWS ATTEMPTED

Game: 1 @ Vanderbilt (1/19/03); vs. Drake (3/12/86)

INDIVIDUAL RECORDS

FREE THROWS MADE

Game: 15, Bernisha Pinkett vs. Vanderbilt (1/23/11)
Season: 196, Pam Browning (1976-77)
Career: 527, Valerie Still (1979-83)

FREE THROWS ATTEMPTED

Game: 19, Jennifer O'Neill vs. Baylor (12/6/13)
Season: 263, Pam Browning (1976-77)
Career: 748, Valerie Still (1979-83)

FREE THROW PERCENTAGE

Game (min. 10 att.): 1.000, (12 times), most by Stacy McIntyre
vs. Houston (11/30/91) [14-of-14]; last by Taylor Murray vs.
Missouri (1/30/17) [10-of-10]
Season (min. 75 att.): .887, Jenny Pfeiffer (2005-06) [94-of-106]
Career (min. 200 att.): .861, Jenny Pfeiffer (2003-07) [247-of-287]

CAREER LEADERS

FREE THROWS MADE

Player	Seasons	G	PCT.	FTA	FTM
1. Valerie Still	1979-83	119	.704	748	527
2. Victoria Dunlap	2008-11	133	.623	714	445
3. A'dia Mathies	2010-13	140	.700	590	413
4. Bria Goss	2012-15	134	.819	486	398
5. Tiffany Wait	1996-2000	122	.792	500	396
6. Sam Mahoney	2005-08	132	.675	545	368
7. Makayla Epps	2013-17	133	.719	491	353
8. Taylor Murray	2016-19	127	.833	400	333
9. Kristi Cushenberry	1989-92	118	.780	407	318
10. Elisabeth Lukschu	1978-81	119	.687	460	316

FREE THROWS ATTEMPTED

Player	Seasons	G	PCT.	FTM	FTA
1. Valerie Still	1979-83	119	.861	527	748
2. Victoria Dunlap	2008-11	133	.623	445	714
3. A'dia Mathies	2010-13	140	.700	413	590
4. Sam Mahoney	2005-08	132	.675	368	545
5. Tiffany Wait	1996-2000	122	.792	396	500
6. Bria Goss	2012-15	134	.819	398	486
7. Liz Lukschu	1978-81	119	.687	316	460
8. Stacy McIntyre	1989-92	116	.710	296	416
9. Kristi Cushenberry	1989-92	118	.780	318	407
10. LaTonya McDole	1999-2002	117	.571	232	406

FREE THROW PERCENTAGE (MIN. 200 ATT.)

Player	Seasons	G	FTM	FTA	PCT.
1. Jenny Pfeiffer	2003-07	119	247	287	.861
2. Maci Morris	2016-19	129	244	285	.856
3. Taylor Murray	2016-19	127	333	400	.833
4. Amani Franklin	2007-10	127	192	233	.824
5. Bria Goss	2012-15	134	398	486	.819
6. Jodie Whitaker	1986-89	111	211	259	.810
7. Tiffany Wait	1996-2000	122	396	500	.792
8. Debbie Miller	1984-87	109	300	239	.790
9. Selia Helm	2001-04	108	291	369	.789
10. Sara Potts	2002-05	117	188	240	.783

SINGLE-SEASON LEADERS

FREE THROWS MADE

Player	Season	G	FTA	FTM
1. Pam Browning	1976-77	26	263	196
2. Victoria Dunlap	2009-10	35	254	175
3. Valerie Still	1982-83	28	212	154
4. Valerie Still	1981-82	32	199	136
5. Valerie Still	1979-80	29	183	129
6. Stacy McIntyre	1991-92	30	124	160
7. Victoria Dunlap	2010-11	33	206	145
8. Bria Goss	2013-14	35	141	127
9. Evelyn Akhator	2016-17	33	183	126
10. Stacey Reed	1993-94	28	162	123

FREE THROWS ATTEMPTED

Player	Season	G	FTM	FTA
1. Pam Browning	1976-77	26	196	263
2. Victoria Dunlap	2009-10	25	175	254
3. Valerie Still	1982-83	28	154	212
4. Victoria Dunlap	2010-11	33	145	206
5. Valerie Still	1981-82	32	136	199
6. Evelyn Akhator	2016-17	33	126	183
Valerie Still	1979-80	29	129	183
8. A'dia Mathies	2010-11	34	121	178
9. Makayla Epps	2014-15	34	114	165
10. Stacey Reed	1993-94	28	123	162

FREE THROW PERCENTAGE (MIN. 50 ATT.)

Player	Season	FTM	FTA	Pct
1. Bria Goss	2013-14	127	141	.901
2. Jenny Pfeiffer	2005-06	94	106	.887
3. Amani Franklin	2008-09	69	78	.885
4. Maci Morris	2016-17	74	84	.881
5. Sara Potts	2004-05	49	58	.865
6. Jenny Pfeiffer	2006-07	69	80	.863
7. SeSe Helm	2001-02	62	72	.861
8. Keyla Snowden	2011-12	63	54	.857
9. Jenny Pfeiffer	2003-04	51	60	.850
Kristi Cushenberry	1988-89	85	100	.850

CONSECUTIVE FREE THROWS MADE

Player (Seasons)	FT
1. Bria Goss (over nine games) 2014-15	31
2. Alexis Jennings (over 11 games) 2015-16	27
Jenny Pfeiffer (over nine games) 2005-06	27
4. Taylor Murray (over 11 games) 2018-19	26
Debbie Miller (over seven games) 1986-87	26
Jenny Pfeiffer (over five games) 2005-06	26
7. Diane Stephens (over 14 games) 1982-83	23
8. Sara Potts (over 15 games) 2004-05	22
Jenny Pfeiffer (over 11 games) 2006-07	22
10. Amani Franklin (over nine games) 2008-09	21
Stacy McIntyre (over four games) 1991-92	21

SINGLE-GAME LEADERS

FREE THROWS MADE

Player, Opponent (Date)	FTM
1. Bernisha Pinkett vs. Vanderbilt (1/23/11)	15
2. Stacy McIntyre vs. Houston (11/30/92)	14
Valerie Still vs. Charleston (12/19/82)	14
4. Jennifer O'Neill vs. Baylor (12/6/13)	13
Pam Browning vs. Eastern Kentucky (1976-77)	13
Tiffany Wait at Miami (12/20/97)	13
Erica Jackson at Ohio State (11/19/98)	13
Tiffany Wait vs. Georgia (2/7/99)	13
Lydia Watkins at South Alabama (12/30/07)	13
Victoria Dunlap vs. Butler (11/15/09)	13

FREE THROWS ATTEMPTED

Player, Opponent (Date)	FTA
1. Jennifer O'Neill vs. Baylor (12/6/13)	19
2. Erica Jackson at Ohio State (11/19/98)	18
Bernisha Pinkett vs. Vanderbilt (1/23/11)	18
Victoria Dunlap at Arkansas (1/6/11)	18
5. Liz Lukschu vs. Morehead (1/22/80)	17
Karen Mosely vs. Auburn (2/2/86)	17
Victoria Dunlap vs. MTSU (12/28/09)	17
A'dia Mathies vs. Liberty (3/20/10)	17
9. Pam Browning vs. Mt. St. Joseph (2/21/77)	16
Valerie Still vs. Charleston (12/19/82)	16
Debbie Miller vs. Tennessee (1/24/86)	16

FREE THROW PERCENTAGE (MIN. 10 ATTEMPTS)

Player, Opponent (Date)	Pct
1. Stacy McIntyre vs. Houston (11/30/92) [14-of-14]	100.0
Lydia Watkins vs. South Alabama (12/30/07) [13-of-13]	100.0
Makayla Epps vs. Ole Miss (1/21/16) [12-of-12]	100.0
Bria Goss vs. Grambling State (12/29/13) [12-of-12]	100.0
Jenny Pfeiffer vs. Xavier (12/10/03) [11-of-11]	100.0
Bria Goss vs. Missouri (1/12/14) [10-of-10]	100.0
Jennifer O'Neill at DePaul (12/12/13) [10-of-10]	100.0
Kristi Cushenberry vs. Ole Miss (2/23/92) [10-of-10]	100.0
Bebe Croley vs. Vanderbilt (3/4/88) [10-of-10]	100.0
Patty Jo Hedges vs. Cincinnati (11/27/82) [10-of-10]	100.0
Tiffany Wait vs. LSU (2/26/99) [10-of-10]	100.0
Taylor Murray vs. Missouri (1/30/17) [10-of-10]	100.0

YEAR-BY-YEAR FREE THROW LEADERS (MIN. 50 ATT)

Year	Name	Class	Pos.	FT	FTA	Pct.
1977-78	Linda Edelman	So.	G	38	50	.760
1978-79	Liz Lukschu	So.	C	88	122	.721
1979-80	Patty Jo Hedges	Fr.	G	40	53	.755
1980-81	Lea Wise	So.	G	39	51	.764
1981-82	Lea Wise	Jr.	G	46	63	.730
1982-83	Lea Wise	Sr.	G	62	77	.805
1983-84	Jody Runge	Sr.	C	42	50	.840
1984-85	Sandy Harding	So.	G	60	74	.811
1985-86	Leslie Nichols	Sr.	F	70	87	.804
1986-87	Sandy Harding	Sr.	G	49	67	.802
1987-88	Jodie Whitaker	Jr.	G	80	92	.870
1988-89	Kristi Cushenberry	Fr.	G/F	85	100	.850
1989-90	Kristi Cushenberry	So.	G/F	66	91	.725
1990-91	Karen Killen	Fr.	G	40	51	.784
1991-92	Stacy McIntyre	Sr.	F	124	160	.775
1992-93	Stacey Reed	So.	G	45	56	.804
1993-94	Tedra Eberhart	Sr.	G/F	86	113	.761
1994-95	Stacey Reed	So.	G	52	69	.754
1995-96	Shaunda Roberts	Sr.	F	101	125	.808
1996-97	Shaunda Roberts	Jr.	F	48	59	.814
1997-98	Tiffany Wait	So.	G/F	98	119	.824
1998-99	Tiffany Wait	Jr.	G/F	121	149	.812
1999-2000	Tiffany Wait	Sr.	G/F	79	90	.778
2000-01	SeSe Helm	So.	C	62	72	.861
2001-02	SeSe Helm	Jr.	C	92	115	.800
2002-03	Rita Adams	Sr.	G	55	73	.753
2003-04	Jenny Pfeiffer	So.	G	51	60	.850
2004-05	Sara Potts	Sr.	G/F	77	89	.865
2005-06	Jenny Pfeiffer	Jr.	G	94	106	.887
2006-07	Jenny Pfeiffer	Sr.	G	69	80	.863
2007-08	Amani Franklin	So.	G	56	69	.812
2008-09	Amani Franklin	Jr.	G	69	78	.885
2009-10	Amber Smith	Jr.	PG	115	142	.810
2010-11	Bernisha Pinkett	Fr.	G	63	81	.768
2011-12	Keyla Snowden	Sr.	G	54	63	.857
2012-13	Bria Goss	So.	G	86	102	.843
2013-14	Bria Goss	Jr.	G	127	141	.901
2014-15	Bria Goss	Sr.	G	87	109	.798
2015-16	Makayla Epps	Jr.	G	106	146	.726
2016-17	Maci Morris	So.	G	74	84	.881
2017-18	Maci Morris	Jr.	G	66	78	.846
2018-19	Maci Morris	Sr.	G	74	88	.841



REBOUNDING

TEAM RECORDS

MOST REBOUNDS

Game: 67 vs. Wright State (3/22/14) & vs. Morehead State (11/18/15)
Season: 1,513 (2013-14) [35 games]
By The Opponent: 1,392 (2014-15) [34 games]

HIGHEST REBOUNDING AVERAGE

Season: 48.7 (1979-80) [1,413 in 29 games]
By An Opponent: 40.9 (2014-05) [1,392 in 34 games]

HIGHEST REBOUNDING MARGIN

Season: +16.5 (1979-80)

INDIVIDUAL RECORDS

MOST REBOUNDS

Game: 27, Valerie Still vs. National College (2/9/82)
Season: 457, Valerie Still (1981-82)
Career: 1,525, Valerie Still (1979-83)

HIGHEST REBOUNDING AVERAGE

Season: 16.8, Pam Browning (1974-75) [419 in 25 games]
Career: 12.8, Valerie Still (1979-83) [1,525 in 119 games]

CAREER LEADERS

REBOUNDS

Player	Seasons	G	Avg	Reb
1. Valerie Still	1979-83	119	12.8	1,525
2. Victoria Dunlap	2008-11	133	8.3	1,099
3. J. Humphrey	2003-07	129	7.5	964
4. Leslie Nichols	1982-86	111	7.9	877
5. Sarah Elliott	2005-08	132	6.1	800
6. Debra Oden	1976-80	109	7.2	785
7. Samarie Walker	2012-14	96	8.1	777
8. Kim Denkins	1994-98	107	7.1	762
9. Liz Lukschu	1977-81	119	6.1	722
10. LaTonya McDole	1998-2002	116	6.1	711

REBOUNDING AVERAGE (MIN. 50 GAMES PLAYED)

Player	Seasons	G	Reb	Avg
1. Valerie Still	1979-83	119	1,525	12.8
2. Evelyn Akhator	2015-17	66	664	10.1
3. Victoria Dunlap	2008-11	133	1,099	8.3
4. Samarie Walker	2012-14	96	777	8.1
5. Leslie Nichols	1982-86	111	877	7.9
6. J. Humphrey	2003-07	129	964	7.5
7. Debra Oden	1976-80	109	785	7.2
8. Kim Denkins	1994-98	107	762	7.1
9. Jocelyn Mills	1989-93	103	703	6.8
10. Bebe Croley	1984-88	94	599	6.4

SINGLE-SEASON LEADERS

REBOUNDS

Player	Season	G	Avg	Reb
1. Valerie Still	1981-82	32	14.3	457
2. Valerie Still	1979-80	29	13.9	403
3. Debra Oden	1977-78	35	10.6	371
4. Evelyn Akhator	2016-17	33	10.8	358
5. Jennifer Humphrey	2006-07	34	10.3	351
6. Valerie Still	1982-83	28	12.0	336
7. Valerie Still	1980-81	30	10.9	329
8. Evelyn Akhator	2015-16	33	9.3	306
9. Samarie Walker	2013-14	35	8.7	305
10. Victoria Dunlap	2009-10	35	8.4	293
Samarie Walker	2012-13	36	8.1	293

BY A FRESHMAN:

403 Valerie Still 1980

BY A SOPHOMORE:

371 Debra Oden 1978

BY A JUNIOR:

457 Valerie Still 1982

BY A SENIOR:

358 Evelyn Akhator 2017

REBOUNDING AVERAGE

Player	Season	G	Reb	Avg
1. Valerie Still	1981-82	32	457	14.3
2. Valerie Still	1979-80	29	403	13.9
3. Valerie Still	1982-83	28	336	12.0
4. Valerie Still	1980-81	30	329	10.9
5. Evelyn Akhator	2016-17	33	358	10.8
6. Debra Oden	1977-78	35	371	10.6
7. Jennifer Humphrey	2006-07	34	351	10.3
8. Evelyn Akhator	2015-16	33	306	9.3
9. Leslie Nichols	1984-85	29	247	9.1
Victoria Dunlap	2008-09	32	290	9.1
10. Kim Denkins	1995-96	27	242	9.0

BY A FRESHMAN:

13.9 Valerie Still (403 in 29 games) 1980

BY A SOPHOMORE:

10.9 Valerie Still (329 in 30 games) 1981

BY A JUNIOR:

14.3 Valerie Still (457 in 32 games) 1982

BY A SENIOR:

12.0 Valerie Still (336 in 28 games) 1983

SINGLE-GAME HIGHS

REBOUNDS

Player	Opponent (Date)	Reb
1. Valerie Still	National College (2/9/82)	27
2. Valerie Still	Rutgers (1/12/80)	26
3. Pam Browning	UT-Martin (1/22/77)	23
Victoria Dunlap	Louisville (12/5/10)	23
Evelyn Akhator	Ohio State (3/19/17)	23
5. Valerie Still	UT-Chattanooga (11/30/81)	21
6. Valerie Still	Charleston (12/19/82)	20
Debra Oden	Morehead (3/4/78)	20
Jennifer Humphrey	Auburn (1/21/07)	20
DeNesha Stallworth	Mississippi State (2/27/14)	20
10. J. Humphrey	Arkansas (3/1/07)	19

BY A FRESHMAN:

26 Valerie Still vs. Rutgers Jan. 12, 1980

BY A SOPHOMORE:

20 Debra Oden vs. Morehead March 4, 1978

BY A JUNIOR:

27 Valerie Still vs. National College Feb. 9, 1982

BY A SENIOR:

23 Victoria Dunlap vs. Louisville Dec. 5, 2010

23 Evelyn Akhator vs. Ohio State March 19, 2017

YEAR-BY-YEAR REBOUNDING LEADERS

Year	Name	Class	Pos.	Games	Rebounds	Avg.
1977-78	Debra Oden	So.	F	35	371	10.6
1978-79	Debra Oden	Jr.	F	29	225	7.8
1979-80	Valerie Still	Fr.	F/C	29	403	13.9
1980-81	Valerie Still	So.	F/C	30	329	10.9
1981-82	Valerie Still	Jr.	F/C	32	457	14.3
1982-83	Valerie Still	Sr.	F/C	28	336	12.0
1983-84	Leslie Nichols	So.	F	27	218	8.0
1984-85	Leslie Nichols	Jr.	F	27	247	9.1
1985-86	Leslie Nichols	Sr.	F	29	215	7.4
1986-87	Debbie Miller	Sr.	C	28	223	8.0
1987-88	Belitta Croley	Sr.	F	23	190	8.3
1988-89	V. Foster-Sutton	Jr.	C	28	172	6.1
1989-90	V. Foster-Sutton	Sr.	C	31	236	7.6
1990-91	Jocelyn Mills	So.	C	28	250	8.9
1991-92	Pattresia Leonard	Jr.	F/C	21	127	6.0
1992-93	Jocelyn Mills	Sr.	C	28	210	7.5
1993-94	Stacey Reed	Jr.	G	28	191	6.8
1994-95	Stacey Reed	Sr.	G	28	190	6.8
1995-96	Kim Denkins	So.	C	27	242	9.0
1996-97	Kim Denkins	Jr.	C	25	193	7.7
1997-98	Kim Denkins	Sr.	C	28	185	6.6
1998-99	Shantia Owens	Jr.	C	32	206	6.4
1999-2000	Shantia Owens	Sr.	C	29	219	7.6
2000-01	LaTonya McDole	Jr.	F	27	193	7.1
2001-02	SeSe Helm	So.	C	29	194	6.7
2002-03	SeSe Helm	Jr.	C	27	176	6.5
2003-04	SeSe Helm	Sr.	C	28	190	6.8
2004-05	Jennifer Humphrey	Jr.	F/C	34	199	6.0
2005-06	Jennifer Humphrey	Sr.	F/C	31	264	8.5
2006-07	Jennifer Humphrey	Sr.	F/C	34	351	10.3
2007-08	Victoria Dunlap	Fr.	F	33	228	6.9
2008-09	Victoria Dunlap	So.	F	32	290	9.1
2009-10	Victoria Dunlap	Jr.	F	35	293	8.4
2010-11	Victoria Dunlap	Sr.	F	33	288	8.7
2011-12	Samarie Walker	So.	F	25	179	7.2
2012-13	Samarie Walker	Jr.	F	36	293	8.1
2013-14	Samarie Walker	Sr.	C	35	305	8.7
2014-15	Linnæ Harper	So.	G	34	240	7.1
2015-16	Evelyn Akhator	Jr.	F	33	306	9.3
2016-17	Evelyn Akhator	Sr.	F	33	358	10.8
2017-18	Alyssa Rice	Sr.	C	32	184	5.8
2018-19	Rhyne Howard	Fr.	G	32	212	6.6



ASSISTS

TEAM RECORDS

MOST ASSISTS

Game: 33 vs. Michigan (1/23/82) and @ Detroit-Mercy (12/28/83)
Season: 665 (1981-82) [32 games]

MOST ASSISTS PER GAME

Season: 20.8, (1981-82) [665 in 32 games]

INDIVIDUAL RECORDS

MOST ASSISTS

Game: 16, Patty Jo Hedges vs. Cincinnati (1/15/82)
Season: 209, Patty Jo Hedges (1981-82) [32 games]
Career: 731, Patty Jo Hedges (1979-83) [120 games]

MOST ASSISTS PER GAME

Season: 7.1, Patty Jo Hedges (1979-83) [200 in 28 games]
Career: 6.4, Sandy Harding (1983-87) [706 in 111 games]

CAREER LEADERS

ASSISTS

Player	Seasons	G	Avg	Asst
1. Patty Jo Hedges	1980-83	120	6.091	731
2. Sandy Harding	1983-87	111	6.360	706
3. Jodie Whitaker	1985-89	111	4.180	464
Lea Wise	1979-83	120	3.866	464
5. Taylor Murray	2016-19	127	3.543	450
6. Stacey Reed	1991-95	114	3.877	442
7. Amber Smith	2008-12	123	3.455	425
8. Makayla Epps	2013-17	133	3.067	408
9. Rita Adams	1999-03	110	3.636	400
10. Tracye Davis	1987-91	113	3.247	367

ASSISTS PER GAME

Player	Seasons	G	Asst	Avg
1. Sandy Harding	1983-87	111	706	6.360
2. Patty Jo Hedges	1979-83	120	731	6.091
3. Jodie Whitaker	1985-89	111	464	4.180
4. Stacey Reed	1991-95	114	442	3.877
5. Lea Wise	1979-83	120	464	3.866
6. Amber Smith	2008-12	123	425	3.455
7. Angela Phillips	2003-05	62	230	3.710
8. Rita Adams	1999-2003	110	400	3.636
9. Taylor Murray	2016-19	127	450	3.543
10. Tracye Davis	1987-91	113	367	3.247
11. Makayla Epps	2013-17	133	408	3.067

SINGLE-SEASON LEADERS

ASSISTS

Player	Season	G	Avg	Assists
1. Patty Jo Hedges	1981-82	32	6.53	209
2. Patty Jo Hedges	1982-83	28	7.14	200
3. Sandy Harding	1986-87	28	6.60	185
4. Sandy Harding	1985-86	28	6.53	183
5. Patty Jo Hedges	1980-81	31	5.83	181
6. Jodie Whitaker	1987-88	29	6.10	177
7. Sandy Harding	1984-85	27	6.29	170
8. Sandy Harding	1983-84	28	6.00	168
9. Rita Adams	2001-02	29	5.58	162
10. Amber Smith	2009-10	36	4.47	161

BY A FRESHMAN:

168 Sandy Harding1983-84

BY A SOPHOMORE:

181 Patty Jo Hedges1980-81

BY A JUNIOR:

209 Patty Jo Hedges1981-82

BY A SENIOR:

200 Patty Jo Hedges1982-83

ASSISTS PER GAME

Player	Season	G	Assists	Avg
1. Patty Jo Hedges	1982-83	28	200	7.14
2. Patty Jo Hedges	1981-82	32	209	6.53
3. Sandy Harding	1986-87	28	185	6.60
4. Sandy Harding	1985-86	28	183	6.53
5. Patty Jo Hedges	1980-81	31	181	5.83
6. Jodie Whitaker	1987-88	29	177	6.10
7. Sandy Harding	1984-85	27	170	6.29
8. Sandy Harding	1983-84	28	168	6.00
9. Rita Adams	2001-02	29	162	5.58

SINGLE-GAME HIGHS

ASSISTS

Player	Opponent (Date)	Assists
1. Patty Jo Hedges	Cincinnati (1/15/82)	16
2. Patty Jo Hedges	LSU (2/27/82)	15
Sandy Harding	Dayton (1/14/86)	15
4. Jodie Whitaker	East Carolina (11/28/87)	14
Patty Jo Hedges	Memphis State (1/3/83)	14
6. Tracye Davis	Tennessee State (1/30/88)	13
7. Makayla Epps	Morehead State (11/18/15)	12
Stacey Reed	Detroit (12/1/93)	12
Jodie Whitaker	Miami (2/8/86)	12
Leslie Nichols	Detroit (2/26/86)	12

YEAR-BY-YEAR ASSIST LEADERS

Year	Player	Class	Pos.	G	Asst.	Avg.
1977-78	Debbie Mack	Jr.	G	35	123	3.5
1978-79	Geri Grigsby	So.	G	29	102	3.5
1979-80	Patty Jo Hedges	Fr.	G	29	141	4.9
1980-81	Patty Jo Hedges	So.	G	31	181	5.8
1981-82	Patty Jo Hedges	Jr.	G	32	209	6.5
1982-83	Patty Jo Hedges	Sr.	G	28	200	7.1
1983-84	Sandy Harding	Fr.	G	28	168	6.0
1984-85	Sandy Harding	So.	G	27	170	6.3
1985-86	Sandy Harding	Jr.	G	28	183	6.5
1986-87	Sandy Harding	Sr.	G	28	185	6.6
1987-88	Jodie Whitaker	Jr.	G	29	177	6.1
1988-89	Jodie Whitaker	Sr.	G	28	78	2.8
1989-90	Malinka Salhi	Sr.	G	31	146	4.7
1990-91	Tracye Davis	Sr.	G	26	113	4.3
1991-92	Stacey Reed	Fr.	G	30	90	3.0
1992-93	Stacey Reed	So.	G	28	101	3.6
1993-94	Stacey Reed	Jr.	G	28	138	4.9
1994-95	Stacey Reed	Sr.	G	28	113	4.0
1995-96	Christina Jansen	Sr.	G	27	127	4.7
1996-97	Tiffany Wait	So.	G/F	27	103	3.8
1997-98	Natalie Martinez	So.	G	28	95	3.4
1998-99	Erica Jackson	Jr.	G	31	129	4.2
1999-2000	Erica Jackson	Sr.	G	29	91	3.1
2000-01	Rita Adams	So.	G	27	88	3.3
2001-02	Rita Adams	Jr.	G	29	162	5.6
2002-03	Rita Adams	Sr.	G	27	68	2.7
2003-04	Angela Phillips	Fr.	G	28	119	4.3
2004-05	Angela Phillips	So.	G	34	111	3.3
2005-06	Carly Ormerod	Fr.	G	31	101	3.3
2006-07	Carly Ormerod	So.	G	34	122	3.6
2007-08	Samantha Mahoney	Sr.	G	33	74	2.2
2008-09	Amber Smith	So.	PG	32	114	3.6
2009-10	Amber Smith	Jr.	PG	36	161	4.5
2010-11	A'dia Mathies	So.	G	34	89	2.6
2011-12	A'dia Mathies	Jr.	G	34	93	3.4
2012-13	Jennifer O'Neill	R-So.	PG	36	99	2.7
2013-14	Janee Thompson	So.	PG	35	107	3.1
2014-15	Makayla Epps	So.	G	34	101	2.9
2015-16	Janee Thompson	Sr.	G	33	157	4.5
2016-17	Makayla Epps/Taylor Murray	Sr./So.	G/G	33/30	118/118	3.5/3.9
2017-18	Taylor Murray	Jr.	G	32	136	4.2
2018-19	Taylor Murray	Sr.	G	32	123	3.8



BLOCKS

TEAM RECORDS

MOST BLOCKS

Game: 19 vs. North Carolina A&T (12/6/06)
 Season: 181 (2012-13) [36 games]

MOST BLOCKS PER GAME

Season: 5.0 (2012-13) [181 in 36 games]

INDIVIDUAL RECORDS

MOST BLOCKS

Game: 7, DeNesha Stallworth vs. Texas A&M (2/18/13)
 Season: 66, Victoria Dunlap (2009-10) [35 games]
 Career: 195, Sarah Elliott (2005-08) [132 games]

MOST BLOCKS PER GAME

Season: 1.885, Victoria Dunlap (2009-10) [66 in 35 games]
 Career: 1.47, Sarah Elliott (2005-08) [195 in 132 games]

CAREER LEADERS

BLOCKS

Player	Seasons	G	Avg	Blks
1. Sarah Elliott	2005-2008	132	1.47	195
2. Victoria Dunlap	2008-2011	133	1.34	178
3. Valerie Still	1979-83	119	1.31	156
4. Azia Bishop	2012-2015	134	1.13	152
5. Jennifer Humphrey	2003-2007	129	0.83	107
6. Leslie Nichols	1982-86	111	0.92	102
7. Samarie Walker	2012-2014	96	1.00	96
8. Laura Meadows	1997-2000	89	1.17	95
9. Alyssa Rice	2015-2018	125	0.74	93
10. Rita Adams	1999-2003	110	0.74	81
Shantia Owens	1998-2000	61	1.33	81

BLOCKS PER GAME (MIN. 50 BLOCKS)

Player	Seasons	G	Blks	Avg
1. Sarah Elliott	2005-2008	132	195	1.47
2. DeNesha Stallworth	2013-2014	65	87	1.34
3. Shantia Owens	1998-2000	61	81	1.33
Victoria Dunlap	2008-2011	133	178	1.33
5. Valerie Still	1979-83	119	156	1.31
6. Victoria Dunlap	2008-2011	100	129	1.29
7. Laura Meadows	1997-2000	89	95	1.17
8. Lisa Ellis	1988-90	59	68	1.15
9. Azia Bishop	2012-2015	134	152	1.13
10. Samarie Walker	2012-2014	96	96	1.00

SINGLE-SEASON LEADERS

BLOCKS

Player	Season	G	Avg	Blks
1. Victoria Dunlap	2009-2010	35	1.885	66
2. Sarah Elliott	2007-2008	33	1.696	56
Samarie Walker	2012-2013	36	1.555	56
4. Valerie Still	1980-81	31	1.709	53
Azia Bishop	2014-2015	33	1.606	53
6. DeNesha Stallworth	2012-2013	35	1.485	52
7. Sarah Elliott	2006-2007	34	1.471	50
8. Sarah Elliott	2004-2005	34	1.484	49
Victoria Dunlap	2010-2011	33	1.484	49
10. Valerie Still	1979-80	29	1.586	46

BY A FRESHMAN:

49 Sarah Elliott.....2005

BY A SOPHOMORE:

53 Valerie Still1981

BY A JUNIOR:

66 Victoria Dunlap.....2010

BY A SENIOR:

56 Sarah Elliott.....2008

BLOCKS PER GAME (MIN. 30 BLOCKS)

Player	Season	G	Blks	Avg
1. Victoria Dunlap	2009-2010	35	66	1.888
2. Valerie Still	1980-81	31	53	1.709
3. Sarah Elliott	2007-2008	33	56	1.696
4. Azia Bishop	2014-2015	33	53	1.606
5. Valerie Still	1979-80	29	46	1.586
6. Samarie Walker	2012-2013	36	56	1.555
7. Pattresa Leonard	1990-91	29	44	1.517
8. Sarah Elliott	2004-2005	34	49	1.484
9. Shantia Owens	1999-2000	29	43	1.482
10. Sarah Elliott	2006-2007	34	50	1.471

SINGLE-GAME HIGHS

BLOCKS

Player	Opponent (Date)	Blks
1. DeNesha Stallworth	Texas A&M (2/18/2013)	7
2. Alexis Jennings	Oklahoma (3/21/16)	6
Azia Bishop	Tennessee State (12/28/14)	6
Sarah Elliott	NCA&T (12/6/2005)	6
Laura Meadows	Nebraska (11/29/99)	6
Lisa Ellis	Middle Tennessee (1/8/89)	6
Jody Runge	Memphis State (1/31/82)	6
7. Dorie Harrison	Evansville (12/5/2017)	5
Evelyn Akhator	Morehead State (11/18/15)	5
DeNesha Stallworth	Wright State (3/22/2014)	5
Azia Bishop	Central Michigan (11/17/2013)	5
Victoria Dunlap	Mississippi State (3/6/2010)	5
Jenn'e Jackson	Furman (12/6/2008)	5
Sarah Elliott	Marquette (3/30/2008)	5
Sarah Elliott	James Madison (3/26/2008)	5
Sarah Elliott	Louisville (12/20/2007)	5
Sarah Elliott	West Virginia (3/28/2005)	5
Shantia Owens	Winthrop (1/3/2000)	5
Shantia Owens	Ole Miss (1/10/99)	5
Lisa Ellis	Kentucky State (1/16/89)	5
Leslie Nichols	Old Dominion (1/10/86)	5

Note: Records kept since 1978-79 season

YEAR-BY-YEAR BLOCKS LEADERS

Year	Player	Class	Pos	G	Blks	Avg.
1978-79	Liz Lukschu	So.	F/C	29	22	0.7
1979-80	Valerie Still	Fr.	F/C	29	46	1.6
1980-81	Valerie Still	So.	F/C	31	53	1.7
1981-82	Valerie Still	Jr.	F/C	32	39	1.2
1982-83	Leslie Nichols	Fr.	F	28	38	1.3
1983-84	Jody Runge	Jr.	C	28	32	1.1
1984-85	Leslie Nichols	Jr.	F	23	28	1.2
1985-86	Leslie Nichols	Sr.	F	30	29	1.0
1986-87	Debbie Miller	Sr.	G	28	22	0.8
Melanie Warren	Sr.	C	28	22	0.8	
1987-88	Bebe Croley	Sr.	F	29	16	0.5
1988-89	Lisa Ellis	Jr.	C	28	29	1.0
1989-90	Lisa Ellis	Sr.	C	31	39	1.2
1990-91	Pattresa Leonard	So.	F/C	29	44	1.5
1991-92	Jennifer Gray	So.	C	30	18	0.6
1992-93	Jennifer Gray	Jr.	C	28	15	0.5
1993-94	Jennifer Gray	Sr.	C	28	19	0.6
Christe Jordon	Sr.	F	28	19	0.6	
1994-95	Karri Koach	Sr.	C	28	30	1.1
1995-96	Kim Denkins	So.	C	27	15	0.5
1996-97	Kim Denkins	Jr.	C	25	13	0.5
1997-98	Laura Meadows	Fr.	G/F	28	35	1.2
1998-99	Shantia Owens	Jr.	C	32	38	1.2
1999-00	Shantia Owens	Sr.	C	29	43	1.5
2000-01	Rita Adams	So.	G	27	19	0.7
2001-02	Rita Adams	Jr.	G	29	17	0.6
2002-03	Rita Adams	Sr.	G	25	29	1.2
2003-04	Keiko Tate	Jr	F	26	20	0.8
2004-05	Sarah Elliott	Fr.	C	34	49	1.4
2005-06	Sarah Elliott	So.	C	31	40	1.3
2006-07	Sarah Elliott	Jr.	C	34	50	1.4
2007-08	Sarah Elliott	Sr.	C	33	56	1.6
2008-09	Victoria Dunlap	So.	F	32	38	1.2
2009-10	Victoria Dunlap	Jr.	F	35	66	1.9
2010-11	Victoria Dunlap	Sr.	F	33	49	1.5
2011-12	Azia Bishop	Fr.	C	32	31	0.8
2012-13	Samarie Walker	Jr.	F	36	56	1.5
2013-14	Azia Bishop	Jr.	C	35	41	1.2
2014-15	Azia Bishop	Sr.	C	33	53	1.6
2015-16	Evelyn Akhator	Jr.	F	33	32	1.0
2016-17	Evelyn Akhator	Sr.	F	33	29	0.8
2017-18	Alyssa Rice	Sr.	C	32	36	1.1
2018-19	KeKe McKinney	So.	F	31	29	0.9



STEALS

TEAM RECORDS

MOST STEALS

Game: 28 vs. West Virginia (12/12/93)
Season: 429 (2012-13) [36 games]

MOST STEALS PER GAME

Season: 13.1 (1990-91) [29 games]

INDIVIDUAL RECORDS

MOST STEALS

Game: 11, Leslie Nichols vs. Louisville (2/14/86)
Season: 107, Victoria Dunlap (2009-10) [35 games]
Career: 320, A'dia Mathies (2010-13) [140 games]

MOST STEALS PER GAME

Season: 3.58, Rita Adams (2001-02) [104 in 29 games]; Leslie Nichols (1985-86) [104 in 29 games]
Career: 2.71, Stacey Reed (1991-95) [309 in 114 games]

CAREER LEADERS

STEALS

Player	Seasons	G	Avg	Stls
1. A'dia Mathies	2010-2013	140	2.285	320
2. Stacey Reed	1991-95	114	2.710	309
3. Victoria Dunlap	2008-2011	133	2.310	307
4. Taylor Murray	2016-19	127	2.259	287
5. Leslie Nichols	1982-86	111	2.504	278
6. Patty Jo Hedges	1979-83	120	2.266	272
7. Rita Adams	1999-2003	110	2.427	267
8. LaTonya McDole	1998-2002	117	2.076	243
9. Christina Jansen	1992-96	107	2.140	229
10. Sandy Harding	1983-87	111	2.018	224

STEALS PER GAME (MIN. 75 STEALS)

Player	Seasons	G	Stls	Avg
1. Stacey Reed	1991-95	114	309	2.710
2. Leslie Nichols	1982-86	111	278	2.504
3. Rita Adams	1999-2003	110	267	2.427
4. Victoria Dunlap	2008-2011	133	307	2.310
5. A'dia Mathies	2010-2013	140	320	2.285
6. Taylor Murray	2016-19	127	287	2.259
7. Patty Jo Hedges	1979-83	120	272	2.266
8. Christina Jansen	1992-96	107	229	2.140
9. LaTonya McDole	1998-2002	117	243	2.076
10. Sandy Harding	1983-87	111	224	2.018

SINGLE-SEASON LEADERS

STEALS

Player	Season	G	Avg	Stls
1. Victoria Dunlap	2009-2010	35	3.0	107
2. Leslie Nichols	1985-86	29	3.6	104
Rita Adams	2001-2002	29	3.6	104
4. Taylor Murray	2018-19	32	3.2	103
5. Victoria Dunlap	2010-2011	33	3.0	100
6. Stacey Reed	1993-94	28	3.5	97
7. A'dia Mathies	2009-2010	36	2.6	93
8. Malinka Salhi	1989-90	31	2.9	90
9. A'dia Mathies	2011-2012	34	2.5	87
10. Patty Jo Hedges	1980-81	31	2.5	78

BY A FRESHMAN:

93 A'dia Mathies (36 games) 2009-2010

BY A SOPHOMORE:

78 Patty Jo Hedges (31 games) 1980-81

BY A JUNIOR:

107 Victoria Dunlap (35 games) 2009-2010

BY A SENIOR:

104 Leslie Nichols (29 games) 1985-86

STEALS PER GAME (MIN. 30 STEALS)

Player	Season	G	Stls	Avg
1. Leslie Nichols	1985-86	29	104	3.586
Rita Adams	2001-2002	29	104	3.586
3. Stacey Reed	1993-94	28	97	3.464
4. Taylor Murray	2018-19	32	103	3.218
5. Victoria Dunlap	2009-2010	35	107	3.057
6. Malinka Salhi	1989-90	31	90	2.903
7. Leslie Nichols	1984-85	27	74	2.740
8. Stacey Reed	1994-95	28	75	2.678
9. A'dia Mathies	2011-2012	34	87	2.600
10. A'dia Mathies	2009-2010	36	93	2.583

SINGLE-GAME HIGHS

STEALS

Player	Opponent (Date)	Steals
1. Leslie Nichols	Louisville (2/14/86)	11
2. Rita Adams	VCU (12/16/2001)	9
A'dia Mathies	Nebraska Omaha (11/22/2011)	9
4. 13 players	Last, Victoria Dunlap vs. Louisville (12/20/2009) and A'dia Mathies vs. Mississippi Valley State (1/1/2010)	8
15. 13 players	Last, Rhyné Howard vs. Rhode Island (12/06/18)	7

Note: Records kept since 1978-79 season

YEAR-BY-YEAR STEALS LEADERS

Year	Player	Class	Pos	G	Steals	Avg.
1978-79	Janet Timperman	Sr.	G/F	29	52	1.8
1979-80	Patty Jo Hedges	Fr.	G	29	60	2.1
1980-81	Patty Jo Hedges	So.	G	31	78	2.5
1981-82	Patty Jo Hedges	Jr.	G	32	61	1.9
1982-83	Patty Jo Hedges	Sr.	G	28	73	2.6
1983-84	Leslie Nichols	So.	F	27	64	2.4
1984-85	Leslie Nichols	Jr.	F	27	74	2.7
1985-86	Leslie Nichols	Sr.	F	29	104	3.6
1986-87	Bebe Croley	Jr.	G	28	73	2.6
1987-88	Jodie Whitaker	Jr.	G	29	44	1.5
1988-89	Malinka Salhi	Jr.	G	28	48	1.7
1989-90	Malinka Salhi	Sr.	G	31	90	2.9
1990-91	Stacy McIntyre	Jr.	F	29	68	2.3
1991-92	Stacey Reed	Fr.	G	30	69	2.3
1992-93	Stacey Reed	So.	G	28	68	2.4
1993-94	Stacey Reed	Jr.	G	28	97	3.5
1994-95	Stacey Reed	Sr.	G	28	75	2.7
1995-96	Christina Jansen	Sr.	G	27	63	2.3
1996-97	Nikki Hay	Jr.	G	27	50	1.9
1997-98	Tiffany Wait	Jr.	G/F	28	48	1.7
1998-99	Erica Jackson	Jr.	G	31	64	2.1
1999-2000	Erica Jackson	Sr.	G	29	68	2.3
2000-01	LaTonya McDole	Jr.	F	27	77	2.9
2001-02	Rita Adams	Jr.	G	29	104	3.6
2002-03	Rita Adams	Sr.	G	27	68	2.5
2003-04	Sara Potts	Jr.	G	28	38	1.4
Shambrica Jones	Sr.	F	28	38	1.4	
2004-05	Sara Potts	Sr.	G/F	34	40	1.2
2005-06	Nastassia Alcius	Jr.	G	31	43	1.4
2006-07	Carly Ormerod	Jr.	G	34	41	1.2
2007-08	Victoria Dunlap	Fr.	F	33	43	1.3
2008-09	Victoria Dunlap	So.	F	32	57	1.8
2009-10	Victoria Dunlap	Jr.	F	35	107	3.1
2010-11	Victoria Dunlap	Sr.	F	33	100	3.0
2011-12	A'dia Mathies	Jr.	G	34	87	2.6
2012-13	Samarie Walker	Jr.	F	36	72	2.0
2013-14	DeNesha Stallworth	Sr.	F	30	44	1.5
2014-15	Linnæ Harper	So.	G	34	69	2.0
2015-16	Taylor Murray	Fr.	G	33	56	1.6
2016-17	Taylor Murray	So.	G	30	61	2.0
2017-18	Taylor Murray	Jr.	G	32	67	2.1
2018-19	Taylor Murray	Sr.	G	32	103	3.2



STREAKS

WIN STREAK

OVERALL

No.	Began	Ended
17	Nov. 17, 2012 vs. High Point (H) 80-46	Jan. 24, 2013 vs. South Carolina (A) 50-55
11	Nov. 13, 2015 vs. Rice (H) 72-39	Jan. 3, 2016 vs. Auburn (A) 61-66
11	Nov. 8, 2013 at Marist (A) 75-61	Dec. 22, 2013 vs. Duke (H) 61-69
11	Nov. 13, 2009 vs. Boston (H) 92-58	Dec. 28, 2009 vs. MTSU (A) 51-57
11	Jan. 6, 1983 vs. Middle Tennessee (H) 73-68	Feb. 9, 1983 vs. Tennessee (H) 85-95
10	Jan. 1, 2012 vs. Florida (A) 59-56	Feb. 5, 2012 vs. LSU (A) 51-61
10	Nov. 11, 2011 vs. Morehead State (A) 96-60	Dec. 18, 2011 vs. Notre Dame (A) 83-92
10	Jan. 5, 1980 vs. South Carolina State (A) 87-72	Feb. 2, 1980 vs. Tennessee (H) 83-91
9	Nov. 7, 2018 vs. Alabama State (H) 87-35	Dec. 9, 2018 at Louisville (A) 75-80
9	Nov. 30, 1989 vs. Miami (OH) (A) 61-56	Jan. 7, 1990 vs. Vanderbilt (A) 70-79
9	Dec. 1, 1980 vs. Charleston (H) 94-57	Jan. 11, 1981 vs. Rutgers (A) 67-69
8	Jan. 17, 2010 vs. Alabama (H) 88-63	Feb. 14, 2010 vs. Vanderbilt (A) 55-68
8	Dec. 8, 2006 vs. Alabama State (H) 75-46	Jan. 6, 2007 vs. Ohio State (A) 51-53
8	Nov. 18, 2005 vs. IUPUI (H) 81-52	Dec. 18, 2005 vs. #3 LSU (H) 36-66
8	Dec. 5, 1990 vs. Miami (OH) (H) 72-68	Jan. 6, 1991 vs. LSU (A) 74-78
8	Nov. 11, 1982 vs. East Carolina (H) 78-67	Jan. 3, 1983 vs. Memphis State (A) 71-75
8	Feb. 10, 1980 vs. Auburn (N) 88-59	March 6, 1980 vs. N.C. State (A) 63-71
7	Dec. 3, 1987 vs. Ohio State (H) 68-51	Jan. 4, 1998 vs. Florida (A) 58-100
7	Dec. 20, 1992 vs. Chicago State (N) 95-33	Jan. 16, 1993 vs. Auburn (H) 49-52
7	March 22, 1990 vs. Maine (N) 76-66	Dec. 2, 1990 vs. Indiana (A) 64-80
7	Feb. 20, 1982 vs. Florida (A) 89-87	March 20, 1982 vs. La. Tech (A) 60-82
7	Dec. 21, 1981 vs. UCLA (H) 83-72	Jan. 20, 1982 vs. Old Dominion (A) 68-91
7	Jan. 13, 1981 vs. Western Kentucky (A) 77-70	Jan. 31, 1981 vs. Auburn (N) 66-70
7	Jan. 13, 2011 vs. South Carolina (H) 66-48	Feb. 7, 2011 vs. Tennessee (H) 67-73
7	Nov. 5, 2017 vs. Southern Indiana (H) 87-56	Nov. 30, 2017 at Baylor (A) 90-63

SINGLE SEASON

No.	Began	Ended
17	Nov. 17, 2012 vs. High Point (H) 80-46	Jan. 24, 2013 vs. South Carolina (A) 50-55
11	Nov. 13, 2015 vs. Rice (H) 72-39	Jan. 3, 2016 vs. Auburn (A) 61-66
11	Nov. 8, 2013 at Marist (A) 75-61	Dec. 22, 2013 vs. Duke (H) 61-69
11	Nov. 13, 2009 vs. Boston (H) 92-58	Dec. 28, 2009 vs. MTSU (A) 51-57
11	Jan. 6, 1983 vs. Middle Tennessee (H) 73-68	Feb. 9, 1983 vs. Tennessee (H) 85-95
10	Jan. 1, 2012 vs. Florida (A) 59-56	Feb. 5, 2012 vs. LSU (A) 51-61
10	Nov. 11, 2011 vs. Morehead State (A) 96-60	Dec. 18, 2011 vs. Notre Dame (A) 83-92
10	Jan. 5, 1980 vs. South Carolina State (A) 87-72	Feb. 2, 1980 vs. Tennessee (H) 83-91
9	Nov. 7, 2018 vs. Alabama State (H) 87-35	Dec. 9, 2018 at Louisville (A) 75-80
9	Nov. 30, 1989 vs. Miami (OH) (A) 61-56	Jan. 7, 1990 vs. Vanderbilt (A) 70-79
9	Dec. 1, 1980 vs. Charleston (H) 94-57	Jan. 11, 1981 vs. Rutgers (A) 67-69
8	Jan. 17, 2010 vs. Alabama (H) 88-63	Feb. 14, 2010 vs. Vanderbilt (A) 55-68
8	Dec. 8, 2006 vs. Alabama State (H) 75-46	Jan. 6, 2007 vs. Ohio State (A) 51-53
8	Nov. 18, 2005 vs. IUPUI (H) 81-52	Dec. 18, 2005 vs. #3 LSU (H) 36-66
8	Dec. 5, 1990 vs. Miami (OH) (H) 72-68	Jan. 6, 1991 vs. LSU (A) 74-78
8	Nov. 11, 1982 vs. East Carolina (H) 78-67	Jan. 3, 1983 vs. Memphis State (A) 71-75
8	Feb. 10, 1980 vs. Auburn (N) 88-59	March 6, 1980 vs. N.C. State (A) 63-71

HOME COURT

No.	Began	Ended
34	Feb. 13, 2011 vs. LSU 49-47	Feb. 3, 2013 vs. Georgia 71-75
30	Feb. 12, 1980 vs. Northern Kentucky 62-61	Jan. 31, 1982 vs. Memphis State 69-70
25	March 19, 2009 vs. Chattanooga 81-76	Jan. 9, 2011 vs. Georgia 59-61
19	Feb. 23, 1982 vs. Louisville 84-80	Feb. 9, 1983 vs. Tennessee 85-95
14	Jan. 31, 1990 vs. Eastern Kentucky 80-59	Jan. 27, 1991 vs. Alabama 65-72
13	Jan. 30, 1984 vs. New Orleans 85-68	Jan. 13, 1985 vs. Old Dominion 63-64
13	March 2, 2014 vs. Vanderbilt 65-63	Jan. 29, 2015 vs. Tennessee 72-73
11	Nov. 07, 2018 vs. Alabama State 87-35	Jan. 03, 2019 vs. Ole Miss 49-55
11	Feb. 7, 1987 vs. Alabama 89-80	Jan. 7, 1988 vs. Mississippi State 61-68
11	Feb. 10, 1979 vs. Detroit 80-61	Feb. 2, 1980 vs. Tennessee 83-91
10	Nov. 19, 2004 vs. Butler 82-44	Jan. 27, 2005 vs. Vanderbilt 67-73

BIGGEST WINS

Margin	Opponent (Site)	Score	Date
+77	Kentucky State (H)	121-44	Nov. 24, 1989
+75	Jacksonville State (H)	100-25	Nov. 15, 2011
+74	Morris Brown (H)	106-32	Dec. 23, 2002
+72	Arkansas-Pine Bluff (H)	107-35	Dec. 21, 2010
+68	Jackson State (H)	92-24	Nov. 29, 2015
+67	Lipscomb (H)	116-49	Nov. 21, 2013
+67	Alcorn State (H)	90-23	Dec. 28, 2012
+66	USC Upstate (H)	100-34	Nov. 25, 2012
+65	Georgia Southern (H)	103-38	Nov. 13, 2013
+63	Grambling State (H)	109-46	Dec. 29, 2013
+63	National College (H)	109-46	Feb. 22, 1984
+62	Chicago State (N)	95-33	Dec. 20, 1992
+60	Western Carolina (H)	99-39	Dec. 18, 2018
+60	Tennessee State (H)	105-45	Dec. 22, 2005
+59	Southern Utah (H)	98-39	Jan. 17, 1990
+58	Arkansas-Pine Bluff (H)	101-43	Dec. 12, 2011
+56	Charleston Southern (H)	89-33	Dec. 10, 2004

+56	Western Kentucky (H)	99-43	Jan. 14, 1980
+55	Morehead State (H)	112-57	Nov. 18, 2015
+55	Nicholls State (H)	106-51	Dec. 21, 2004
+55	Winthrop (H)	94-39	Jan. 3, 2000
+55	Miami (Fla.) (H)	108-53	Feb. 8, 1986
+54	UNC Asheville (H)	85-31	March 19, 2016
+54	Miami (Ohio) (H)	107-53	Dec. 1, 2009
+53	Mississippi State (H)	100-47	Jan. 17, 2013
+52	Alabama State (H)	87-35	Nov. 11, 2018
+52	Florida A&M (H)	91-39	Dec. 13, 2009
+51	Bellarmine (N/A)	83-32	Jan. 10, 1975
+50	Indiana (H)	102-52	Dec. 15, 1979
+50	Southern University (H)	91-41	Nov. 11, 2018

BIGGEST SEC WINS

Margin	Opponent (Site)	Score	Date
+53	Mississippi State (H)	100-47	Jan. 17, 2013
+48	Mississippi State (H)	88-40	Jan. 8, 2012
+44	Auburn (H)	97-53	Jan. 20, 2013
+36	Mississippi State (A)	76-40	Feb. 26, 2012
+32	Ole Miss (H)	89-57	Jan. 26, 2017
+31	Auburn (H)	69-38	Feb. 3, 2011
+30	Ole Miss (H)	108-78	Feb. 13, 2014
+29	Arkansas (A)	79-50	Feb. 12, 2006
+29	Auburn (N)	88-59	Feb. 10, 1980
+28	South Carolina (H)	93-65	Feb. 21, 1999
+27	Alabama (A)	104-77	Jan. 18, 1983
+27	Arkansas (H)	87-60	Feb. 18, 2007
+26	Florida (H)	77-51	Feb. 18, 2010

BIGGEST LOSSES

Margin	Opponent (Site)	Score	Date
-79	Australian National	40-119	Feb. 1, 1974
-72	Tennessee (H)	38-110	Jan. 21, 2001
-54	Tennessee (A)	53-107	Nov. 13, 1976
-49	Delta State (A)	40-89	Dec. 19, 1976
-46	Georgia (A)	67-113	Feb. 23, 1986
-44	Tennessee (A)	39-83	Jan. 27, 2001
-44	Tennessee (A)	57-101	Jan. 21, 1989
-44	Tennessee (N)	66-100	March 5, 1988
-42	Florida (A)	58-100	Jan. 4, 1998
-42	Auburn (A)	46-88	Feb. 10, 1996

BIGGEST COMEBACKS

1.	-19	Miami (Ohio), 53-34, 16:27 in second half, (won, 77-71) 11/21/00
2.	-18	Miami (Ohio), 14:35 in second half, (won, 108-102, OT) 12/21/02
	-18	Middle Tenn., 31-13, 3:54 in first half (also down 46-29, 14:29 in second half) (won, 68-66) 1/8/89
4.	-17	Oregon State, 38-21, 2:29 in first half (won 73-70) 11/25/04
	-17	WKU, 30-47, 17:09 in second half, (won 76-63) 12/22/03
	-17	Villanova, 19-2, 11:52 in first half (won 63-54) 12/29/96
7.	-16	Louisville, 32-16, 6:44 in first half (won 77-68) 12/7/14
	-16	South Carolina, 30-46 in second half, (won, 78-74) 2/14/13
	-16	Vanderbilt, 53-37, 11:19 in second half (won, 74-68) 1/6/89
	-16	Ole Miss, 24-8, 6:51 in first half (won, 69-61) 2/8/07
11.	-15	Mississippi State, 54-39, 15:18 in second half (won, 76-67) 3/6/15
12.	-14	Baylor, 40-26, 18:31 in the second half (won, 74-64) 11/17/14
	-14	Louisville, 21-7, 11:16 in first half (won 69-64) 12/1/13
	-14	Louisville, 35-21, 15:08 in second half (won, 48-47) 2/2/12
	-14	Florida, 20-6, 12:46 in first half (won, 71-67) 3/2/12
	-14	Mississippi St., 40-26, 18:52 in second half, (won, 76-65) 3/6/10
	-14	Xavier, 40-26, 18:49 in second half (won, 67-62) 3/24/05
	-14	Toledo, 32-18, 5:43 in second half (won, 85-76) 3/24/90
	-14	Auburn, 22-8, 8:36 in first half (won 91-90 2OT) 2/2/86

Largest Comebacks in the Matthew Mitchell Era

1.	-16	Louisville, 32-16, 6:44 in first half (won 77-68) 12/7/14
	-16	South Carolina, 30-46 in second half, (won, 78-74) 2/14/13
3.	-15	Mississippi State, 54-39, 15:18 in second half (won, 76-67) 3/6/15
4.	-14	Baylor, 40-26, 18:31 in the second half (won, 74-64) 11/17/14
	-14	Louisville, 21-7, 11:16 in first half (won 69-64) 12/1/13
	-14	Louisville, 35-21, 15:08 in second half, (won, 48-47) 12/2/12
	-14	Florida, 20-6, 12:46 in first half, (won, 71-67) 3/2/12
	-14	Mississippi St., 40-26, 18:52 in second half, (won, 76-65) 3/6/10
9.	-13	North Carolina, 60-47, 3:43 in third quarter, (won, 85-75) 11/24/18
	-13	Auburn, 25-12, 9:52 in first half, (won, 73-71) 1/19/14
10.	-12	Arizona, 37-25, 5:01 in second half, (won 68-64ot) 11/15/15
	-12	Cincinnati, 18-6, 13:18 in first half, (won, 58-55) 11/17/08
11.	-11	Middle Tenn., 52-41, 15:41 in second half, (won 81-72) 12/29/10
	-11	Ole Miss, 36-25, 00:27 in first half, (won 74-68) 1/27/11
	-11	Middle Tenn., 23-12, 9:54 in first half (won, 68-66 OT) 3/21/08
	-11	Arkansas, 30-19 in first half (won, 80-74 OT) 2/7/13
	-11	DePaul, 21-10 in first half (won, 96-85) 12/12/13



MISCELLANEOUS RECORDS

UK IN OVERTIME

- The Cats are 30-27 all-time in overtime games.
- Matthew Mitchell holds a 13-6 career record in extra minutes, 11-5 at UK.
- The Cats are 11-15 in OT vs. teams currently in the SEC.

Single Overtime Games: 23-22

Date	Site	Opponent	Score	Result
12/19/77	A	Louisville	94-88	W
1/19/78	H	Alabama	62-66	L
11/18/78	N	Miss. Univ.	76-81	L
2/21/79	A	WKU	62-58	W
2/2/80	H	Tennessee	83-91	L
1/11/81	A	Rutgers	67-69	L
1/24/81	H	South Carolina	70-65	W
3/10/81	H	N.C. State	75-74	W
1/30/83	H	Georgia	66-59	W
1/23/85	A	Tennessee	76-72	W
1/2/86	A	Tenn. Tech	65-69	L
1/11/89	A	EKU	83-77	W
1/11/90	H	LSU	79-80	L
1/24/92	H	Arkansas	75-74	W
12/10/93	A	WKU	77-82	L
12/31/93	N	North Carolina	75-80	L

2/18/94	H	Tennessee	89-95	L
1/11/95	A	Louisville	76-77	L
12/8/97	A	WKU	66-64	W
1/14/98	H	LSU (Cincinnati)	74-71	W
11/19/98	A	Ohio State	92-84	W
1/31/99	A	Arkansas	69-74	L
1/13/00	A	Vanderbilt	55-60	L
12/21/02	H	Miami (Ohio)	108-102	W
2/6/03	A	Auburn	56-63	L
12/3/03	H	Louisville (Rupp)	84-80	W
12/13/03	A	Temple	82-86	L
1/9/05	A	Alabama	63-69	L
1/2/06	H	Bowling Green	66-62	W
1/14/07	H	Ole Miss	65-67	L
2/15/07	H	Georgia	72-82	L
11/30/07	H	Western Ky.	74-78	L
3/21/08	H	Middle Tenn.	68-66	W
3/19/09	H	Chattanooga	81-76	W
1/7/10	A	Georgia	60-61	L
3/19/11	N	Hampton (NCAA)	66-62	W
2/7/13	A	Arkansas	80-74	W
2/27/14	A	Mississippi State	81-74	W
11/28/14	N	Oklahoma	92-88	W
11/15/15	A	Arizona State	68-64	W
12/4/16	A	Louisville	69-67	L
12/11/16	H	Arizona St.	73-71	L

2/23/17	H	Miss. State	78-75	W
11/23/18	N	UCLA	75-74	W
3/8/19	N	Missouri	70-68	L

Double Overtime Games: 6-4

12/18/75	A	Gulf Coast	79-77 (2OT)	W
1/28/78	H	Tennessee	90-92 (2OT)	L
3/16/78	N	Kansas	92-87 (2OT)	W
12/28/83	A	Detroit Mercy	107-102 (2OT)	W
2/2/86	A	Auburn	91-90 (2OT)	W
2/23/03	A	Alabama	73-71 (2OT)	W
2/1/04	A	Ole Miss	88-90 (2OT)	L
3/28/05	H	West Virginia	75-80 (2OT)	L
1/25/07	H	Mississippi St.	75-83 (2OT)	L
2/12/15	H	Mississippi St.	92-90 (2OT)	W

Triple Overtime Games: 0-1

11/28/89	A	Ohio State	86-89 (3OT)	L
----------	---	------------	-------------	---

Four Overtime Games: 1-0

12/6/13	N	Baylor	133-130 (4OT)	W
---------	---	--------	---------------	---

100-PT. GAMES

- The Cats are a perfect 50-0 when scoring 100+ Points.
- The last time the Cats hit the century mark was a 100-62 victory over Evansville on Dec. 5, 2017.
- UK has scored 100+ Points five times against schools from the SEC, defeating Alabama 104-77 on Jan. 18, 1983, Vanderbilt 106-85 on Jan. 23, 1983, Mississippi State 106-82 on Jan. 30, 1981 and also on Jan. 27, 2013, 100-47 and Ole Miss 108-78 on Feb. 13, 2014.

Date	Site	Opponent	Score
1/17/76	H	Morehead	104-63
11/17/77	A	Memphis State	101-94
12/13/77	H	Murray State	102-64
12/15/79	H	Indiana	102-52
12/17/79	H	Eastern Kentucky	100-77
1/30/81	N	Mississippi State	106-82
3/2/81	H	Marshall	100-60
12/19/82	H	Charleston	106-81
1/10/83	H	Tennessee Tech	102-67
1/18/83	A	Alabama	104-77
1/23/83	A	Vanderbilt	106-85
12/28/83	A	Detroit Mercy	107-102 (2OT)
2/22/84	H	National College	109-46
11/22/85	A	Marshall	102-73
11/29/85	H	Cleveland State	101-63
1/31/86	H	Charleston	111-64
2/8/86	H	Miami (Fla.)	108-53
12/20/87	H	Morehead State	101-83
11/24/89	H	Kentucky State	121-44
11/25/89	H	Missouri	102-84
12/17/89	A	Central Florida	102-58

2/20/90	H	Morehead State	106-71
11/23/90	H	Kent State	114-83
11/24/90	H	Duquesne	101-56
11/28/90	H	Ohio State	107-73
12/7/90	H	Bradley	103-75
12/30/00	H	Florida Atlantic	112-71
11/23/01	N	Sam Houston State	100-55
12/21/02	H	Miami (Ohio)	108-102 (OT)
12/23/02	H	Morris Brown	106-32
12/21/04	H	Nicholls State	106-51
12/22/05	H	Tennessee St.	105-45
12/1/09	H	Miami (Ohio)	107-53
12/20/09	H	Louisville	101-67
12/21/10	H	Arkansas-Pine Bluff	107-35
11/15/11	H	Jacksonville State	100-25
12/11/11	H	Arkansas-Pine Bluff	101-43
11/25/12	H	USC Upstate	100-34
1/17/13	H	Mississippi State	100-47
11/13/13	H	Georgia Southern	103-38
11/21/13	H	Lipscomb	116-49
11/27/13	H	Bradley	117-77
12/6/13	N	Baylor	133-130 (4OT)
12/29/13	H	Grambling State	109-46
2/13/14	H	Ole Miss	108-78
3/22/14	H	Wright State	106-60
11/14/14	H	Appalachian State	111-74
11/18/15	H	Morehead State	112-57
11/10/17	H	Sacramento State	101-70
12/05/17	H	Evansville	100-62

RECORD BY MONTH

Month	Won	Lost	Home	Away	Neutral
November	140	40	95-10	26-18	19-12
December	206	100	120-28	61-56	25-16
January	211	177	133-69	72-103	6-5
February	189	155	119-61	65-89	5-5
March	77	67	25-10	4-8	48-49
April	0	1	0-0	0-0	0-1

Total: 823-540



MISCELLANEOUS RECORDS

TOP IND. SCORING PERFORMANCES

43 POINTS
Jennifer O'Neill vs. Baylor 12/6/13

42 POINTS
Valerie Still vs. Charleston 12/19/82
Makayla Epps vs. Mississippi State 2/12/15

41 POINTS
Valerie Still vs. Florida 2/20/82

40 POINTS
Bebe Croley vs. Morehead State 12/20/87

39 POINTS
Valerie Still vs. Indiana 12/6/80

38 POINTS
Valerie Still vs. Indiana 12/15/80
Valerie Still vs. Ohio State 12/2/82
Valerie Still at Rutgers 2/16/83

37 POINTS
Valerie Still vs. Indiana State 1/17/81

35 POINTS
Pam Browning vs. C. Missouri 12/18/76
Pam Browning vs. ECU 3/5/77
Valerie Still at Georgia 2/6/82
Valerie Still at Murray State 12/10/80
Maci Morris at South Carolina 2/18/18

34 POINTS
Pam Browning vs. Morehead 1976-77
Valerie Still vs. LSU 2/27/82
Leslie Nichols at Seton Hall 12/5/81
Leslie Nichols vs. New Orleans 1/30/84
A'dia Mathies vs. Tennessee 1/12/12
A'dia Mathies vs. Dayton 3/26/13

33 POINTS
Valerie Still vs. Mississippi State 1/30/81
Valerie Still vs. Indiana State 1/7/82
Valerie Still vs. Tennessee 2/28/82
Valerie Still vs. Louisville 1/20/83
Karen Mosley vs. Auburn 2/2/86
Victoria Dunlap vs. Butler 11/15/09

32 POINTS
Pam Browning vs. Tennessee Tech 1976-77
Valerie Still at Maryland 3/21/81
Valerie Still vs. Cincinnati 1/15/82
Valerie Still vs. Vanderbilt 1/23/83
Karen Mosley vs. Valdosta 11/27/83
Leslie Nichols vs. Morehead 11/24/84
Leslie Nichols vs. Miami (Fla.) 2/8/86
Lisa Collins vs. Vanderbilt 2/20/84
Belitta Croley vs. Alabama 2/7/87
Jocelyn Mills vs. Butler 1/26/93
Shaunda Roberts vs. Syracuse 12/22/95
Sara Potts vs. Chattanooga 3/20/05
A'dia Mathies vs. Liberty 3/20/10

31 POINTS
Pam Browning vs. Western Ky. 1976-77
Valerie Still vs. Indiana 12/8/81
Leslie Nichols vs. Marshall 11/22/85
Jodie Whitaker vs. Radford 11/26/88
Jocelyn Mills vs. Florida 2/28/93
Shaunda Roberts vs. Louisville 2/19/96
Kim Denkins vs. N.C. State 12/30/95
Sara Potts vs. Xavier 3/24/05

Victoria Dunlap vs. Oklahoma 3/30/10
Makayla Epps vs. Mississippi State 3/6/15
Makayla Epps vs. South Carolina 3/4/17
Maci Morris vs. Morehead State 11/28/18

30 POINTS
Valerie Still vs. Rutgers 1/11/81
Valerie Still vs. Eastern Ky. 1/27/81
Liz Lukschu vs. South Carolina 3/14/81
Valerie Still vs. UT-Chattanooga 11/30/81
Valerie Still vs. UCLA 12/21/81
Valerie Still vs. Miami 12/5/82
Lea Wise vs. Illinois 3/14/82
Leslie Nichols at Ohio State 12/2/83
Leslie Nichols vs. Georgia 1/29/85
Bebe Croley vs. Florida 2/14/87
Erica Jackson vs. South Carolina 2/21/99
Sara Potts at Ole Miss 2/1/04
Sam Mahoney vs. James Madison 3/26/08
Victoria Dunlap vs. Tennessee Tech 12/7/10
Makayla Epps vs. Washington 3/25/16
Makayla Epps vs. Oklahoma 12/01/16
Makayla Epps vs. Belmont 3/17/17

TOP INDIVIDUAL REBOUNDING PERFORMANCES

27 REBOUNDS
Valerie Still vs. National College 2/9/82

26 REBOUNDS
Valerie Still vs. Rutgers 1/12/80

23 REBOUNDS
Pam Browning vs. UT-Martin 1/22/77
Victoria Dunlap at Louisville 12/5/10
Evelyn Akhator vs. Ohio State 3/19/17

21 REBOUNDS
Valerie Still vs. UT-Chattanooga 11/30/81

20 REBOUNDS
Valerie Still vs. Charleston 12/19/82
Debra Oden vs. Morehead 3/4/78
Jennifer Humphrey vs. Auburn 1/21/07
DeNesha Stallworth vs. Mississippi State 2/27/14

19 REBOUNDS
Liz Lukschu vs. MUW 11/18/79
Maria Donhoff vs. Louisville 78-79
Valerie Still vs. Indiana State 1/17/81
Valerie Still vs. Eastern Kentucky 1/27/81
Valerie Still vs. Seton Hall 12/5/81
Valerie Still vs. Rutgers 2/16/83
Vanessa Foster-Sutton vs. ECU 1/31/90
Jennifer Humphrey vs. Florida 1/12/06
Jennifer Humphrey vs. Arkansas 3/1/07

18 REBOUNDS
Valerie Still vs. Michigan 1/23/82
Valerie Still vs. Vanderbilt 1/26/82
Valerie Still vs. Tennessee Tech 1/10/83
Josh Mills vs. Morehead State 2/6/91
Jennifer Humphrey vs. South Carolina 2/9/06
Sarah Elliott vs. Ole Miss 1/14/07
Victoria Dunlap vs. Butler 11/15/09
Brittany Henderson vs. Vanderbilt 3/5/11
Evelyn Akhator vs. Texas A&M 2/28/16

17 REBOUNDS
Valerie Still at Maryland 3/21/81

Valerie Still vs. Vanderbilt 12/10/81
Valerie Still vs. Indiana State 1/7/82
Valerie Still vs. Cincinnati 1/15/82
Valerie Still vs. Memphis State 1/31/82
Valerie Still vs. Arkansas 1/6/83
Lisa Ellis vs. Ohio State 11/28/89
Shantia Owens vs. Ole Miss 2/24/99
Shantia Owens vs. Xavier 12/31/99
Evelyn Akhator vs. Rice 11/13/15
Evelyn Akhator at Georgia 2/9/17

16 REBOUNDS
Valerie Still vs. Indiana 12/8/81
Valerie Still vs. Georgia 1/3/82
Valerie Still vs. Southern Illinois 1/16/82
Valerie Still vs. Georgia State 2/4/82
Leslie Nichols vs. Louisville 2/25/84
Vanessa Foster-Sutton vs. MTSU 2/27/90
Laura Meadows vs. Alabama 3/2/00
Jennifer Humphrey vs. Louisville 12/28/05
Jennifer Humphrey vs. UTPA 1/2/07
Jennifer Humphrey vs. Mississippi State 1/25/07
Jennifer Humphrey vs. Ole Miss 2/8/07
Jennifer Humphrey vs. Arkansas 11/18/07
Lydia Watkins vs. Middle Tennessee 3/21/08
Victoria Dunlap vs. Middle Tennessee 12/28/09
Victoria Dunlap vs. Miami Ohio 12/1/09
Victoria Dunlap vs. Morehead State 11/17/09
Evelyn Akhator vs. Morehead State 11/18/15

DOUBLE-DOUBLES (POINTS/REBOUNDS) FROM 1980-PRESENT

THE 20-20 CLUB
Valerie Still 30/21 . . UTC 11/30/81
42/20 . . Charleston 12/19/82

THE 20-15 CLUB
Valerie Still 37/19 . . Indiana State 1/17/81
30/19 . . ECU 1/27/81
32/17 . . Maryland 3/21/81
34/19 . . Seton Hall 12/5/81
31/16 . . Indiana 12/8/81
23/15 . . Florida 12/31/81
33/17 . . Indiana State 1/7/82
32/17 . . Cincinnati 1/15/82
27/16 . . So. Illinois 1/16/82
27/18 . . Michigan 1/23/82
28/18 . . Vanderbilt 1/26/82
24/16 . . Georgia St. 2/4/82
23/15 . . So. Carolina 2/13/82
42/20 . . Charleston 12/19/82
29/18 . . Tenn. Tech 1/10/83
22/17 . . Arkansas 1/15/83
38/19 . . Rutgers 2/16/83
28/16 . . Auburn 3/3/83
Leslie Nichols 26/15 . . Dayton 1/20/84
Bebe Croley 25/15 . . E. Carolina 11/28/87
40/15 . . Morehead St. 12/20/87
Kim Denkins 23/17 . . Marshall 2/8/96
J. Humphrey 22/16 . . Miss. State 1/25/07
J. Humphrey 21/19 . . Arkansas 3/1/07
Victoria Dunlap 20/15 . . Miami (Ohio) 1/3/09
21/15 . . LSU 2/22/09
33/18 . . Butler 11/15/09
21/16 . . Miami Ohio 12/1/09
20/16 . . MTSU 12/28/09
Makayla Epps 22/16 . . Louisville 12/4/16
Evelyn Akhator 29/15 . . Alabama 1/12/17
24/16 . . Georgia 1/15/17
27/16 . . Miss. St. 2/23/17



MISCELLANEOUS RECORDS

DOUBLE-DOUBLES (PTS – AST) 1980-81 TO PRES

P.J. Hedges (6)
 10/13 Illinois 3/14/82
 19/11 Charleston 12/19/82
 16/14 Memphis State 1/3/83
 15/10 South Florida 1/14/83

Sandy Harding (6)
 12/10 Old Dominion 12/29/84
 14/10 Tennessee 1/23/85
 18/15 Dayton 1/14/86
 10/12 LSU 3/1/86
 24/10 Drake 3/12/86
 16/10 Old Dominion 1/23/87

Jodie Whitaker (4)
 16/12 Miami 2/8/86
 16/14 East Carolina 11/28/87
 16/11 EKU 12/1/87
 17/10 Virginia Tech 2/29/88

Taylor Murray (3)
 20/10 Alabama 1/25/18
 12/10 Ole Miss 2/22/18
 23/10 North Carolina 11/24/18

Jane Thompson (3)
 12/10 Alabama 1/2/15
 16/10 E. Mich. 11/25/15
 16/10 LSU 2/7/16

Leslie Nichols (2)
 21/11 Valdosta State 11/27/83
 16/12 Detroit 2/26/86

Lea Wise (2)
 14/10 Michigan 1/23/82
 11/12 Tennessee 2/28/82

Malinka Salhi (1)
 15/11 Ohio State 11/28/89

Stacey Reed (1)
 17/12 Detroit 12/1/93

Carly Ormerod (1)
 13/11 Ball State 3/19/07

Makayla Epps (1)
 21/12 Morehead State 11/18/15

DOUBLE-DOUBLES (POINTS – STEALS)

1980-81 TO PRESENT
 Leslie Nichols (1)
 18/11 Louisville 2/14/86

UK DOUBLE-DOUBLES (POINTS-REBOUNDS/ASSISTS/STEALS)

1980-81 TO PRESENT

- Valerie Still 66
- Leslie Nichols 35
- Victoria Dunlap 31
- Evelyn Akhator 31
- Jocelyn Mills 22
- Kim Denkins 20
- Samarie Walker 20
- Jennifer Humphrey 16
- Eleia Roddy 16
- DeNesha Stallworth 15
- Selia Helm 14
- Karen Mosley 14
- Belitta Croley 13
- Vanessa Foster-Sutton 12
- Sarah Elliott 11
- Stacy Reed 11
- LaTonya McDole 10
- Laura Meadows 9
- Shantia Owens 8
- Amani Franklin 7
- Linnæ Harper 7
- Alexis Jennings 7
- Lisa Ellis 6
- Sandy Harding 6
- Patty Jo Hedges 6
- Pam Shrum 6

- Taylor Murray 6
- Azia Bishop 5
- Debbie Miller 5
- Jodi Whitaker 5
- Rhyne Howard 5
- Tedra Eberhart 4
- Makayla Epps 4
- Samantha Drake 4
- Sara Potts 4
- Shaunda Roberts 4
- Jaye Barnes 3
- Mia Daniel 3
- Pattresa Leonard 3
- Liz Lukschu 3
- A'dia Mathies 3
- Janee Thompson 3
- Makenzie Cann 2
- Maria Donhoff 2
- Tayna Fogle 2
- Shambrica Jones 2
- Ruth Mountain 2
- Carly Ormerod 2
- Alyssa Rice 2
- Diane Stephens 2
- Lea Wise 2
- Rita Adams 1
- Chante Bowman 1
- Tracye Davis 1
- Jennifer Goin 1
- Jennifer Gray 1
- Nikki Hay 1
- Laurie Hudgens 1
- Karri Koach 1
- Samantha Mahoney 1
- Maci Morris 1
- Bernisha Pinkett 1
- Chrissy Roberts 1
- Malinka Salhi 1
- Tanesha Seaton 1
- Lora Spencer 1
- Stephanie Stoglin 1
- Katie Vieth 1
- Lydia Watkins 1
- Tatyana Wyatt 1

DOUBLE-DOUBLES (POINTS-REBOUNDS ONLY)

1980-81 TO PRESENT

- Valerie Still 66
- Leslie Nichols 33
- Victoria Dunlap 31
- Evelyn Akhator 31
- Jocelyn Mills 22
- Kim Denkins 20
- Samarie Walker 20
- Jennifer Humphrey 16
- Eleia Roddy 16
- DeNesha Stallworth 15
- Selia Helm 14
- Karen Mosley 14
- Belitta Croley 13
- Vanessa Foster-Sutton 12
- Sarah Elliott 11
- LaTonya McDole 10
- Stacy Reed 10
- Laura Meadows 9
- Shantia Owens 8
- Amani Franklin 7
- Linnæ Harper 7
- Alexis Jennings 7
- Lisa Ellis 6
- Pam Shrum 6
- Debbie Miller 5
- Azia Bishop 5
- Rhyne Howard 5
- Tedra Eberhart 4
- Samantha Drake 4
- Sara Potts 4
- Shaunda Roberts 4

- Makayla Epps 4
- Jaye Barnes 3
- Mia Daniel 3
- Pattresa Leonard 3
- Liz Lukschu 3
- A'dia Mathies 3
- Taylor Murray 3
- Makenzie Cann 2
- Maria Donhoff 2
- Tayna Fogle 2
- Shambrica Jones 2
- Ruth Mountain 2
- Alyssa Rice 2
- Diane Stephens 2
- Rita Adams 1
- Chante Bowman 1
- Tracye Davis 1
- Jennifer Goin 1
- Jennifer Gray 1
- Nikki Hay 1
- Laurie Hudgens 1
- Alexis Jennings 1
- Karri Koach 1
- Samantha Mahoney 1
- Maci Morris 1
- Carly Ormerod 1
- Bernisha Pinkett 1
- Chrissy Roberts 1
- Tanesha Seaton 1
- Lora Spencer 1
- Stephanie Stoglin 1
- Katie Vieth 1
- Lydia Watkins 1
- Jodi Whitaker 1
- Tatyana Wyatt 1

CONSECUTIVE DOUBLE-DOUBLES (ANY COMBINATION)

1980-81 TO PRESENT

- Valerie Still (1980-81) 10
- Valerie Still (1981-82) 8
- Eleia Roddy (2008-09) 7
- Valerie Still (1981-82) 7 (Twice)
- Evelyn Akhator (2016-17) 4
- Victoria Dunlap (2008-09) 4
- Jocelyn Mills (1990-91) 4
- Leslie Nichols (1984-85) 4
- Valerie Still 4 (Three times)
- Evelyn Akhator 3 (Three times)
- Belitta Croley 3
- Victoria Dunlap 3
- Vanessa Foster-Sutton 3
- Selia Helm 3
- Jennifer Humphrey 3
- Alexis Jennings 3
- Jocelyn Mills 3
- Leslie Nichols 3 (Three times)
- Shantia Owens 3
- Shaunda Roberts 3
- Valerie Still 3 (Four times)

TRIPLE-DOUBLES (ANY COMBINATION)


1980-81 TO PRESENT

- Makayla Epps vs. Morehead St. (11/18/15) 1 (21 points, 12 assists, 11 rebounds)
- Leslie Nichols vs. Louisville (2/14/86) 1 (18 points, 13 rebounds, 11 steals)



MISCELLANEOUS RECORDS

TRIPLE DOUBLE PERFORMANCE - MAKAYLA EPPS



Makayla Epps became the second player in program history to record a triple-double when she scored 21 points with 12 assists and 11 rebounds against Morehead State on Nov. 18, 2015 inside Memorial Coliseum. Leslie Nichols is the only other player to record a triple-double for UK when she accomplished the feat on Feb. 14, 1986 against Louisville.

ALL-TIME DOUBLE-DOUBLES BY PLAYER

Rita Adams (1)	3/3/16 vs. LSU 15..... 13	1/26/17 vs. Ole Miss..... 28..... 13
1/23/03 vs. Ole Miss..... 12 10	3/4/16 vs. Florida 12..... 11	2/9/17 at Georgia 11..... 17
Evelyn Akhator (31)	3/25/16 vs. Washington 10..... 14	2/16/17 at Arkansas 12..... 11
11/13/15 vs. Rice..... 16..... 17	11/11/16 vs. Miami (Fla.) 18..... 10	2/23/17 vs. Miss. State..... 17..... 16
11/18/15 vs. Morehead State 12..... 16	11/12/16 vs. Albany 28..... 13	3/4/17 vs. South Carolina..... 24..... 11
11/29/15 vs. Jackson State 20..... 13	11/17/16 vs. New Hampshire..... 17..... 11	3/17/17 vs. Belmont..... 22..... 10
12/28/15 vs. Tennessee State 14..... 13	11/19/16 at Colorado 12..... 14	3/19/17 vs. Ohio State..... 14..... 23
1/3/16 vs. Auburn 12..... 11	11/27/16 vs. Samford 15..... 13	Jaye Barnes (3)
1/10/16 vs. Georgia..... 10..... 10	12/9/16 vs. MTSU..... 13..... 12	12/08/97 at Western Kentucky..... 22..... 10
1/17/16 vs. Auburn 12..... 10	12/21/16 vs. Washington St. 19..... 13	1/31/98 vs. Arkansas 18..... 10
1/31/16 vs. Florida 14..... 10	1/1/17 at Tennessee..... 11..... 10	12/06/98 at Auburn..... 16..... 11
2/21/16 vs. Arkansas 14..... 11	1/12/17 at Alabama 29..... 15	Azia Bishop (5)
2/28/16 vs. Texas A&M 15..... 18	1/15/17 vs. Georgia..... 24..... 16	12/08/11 vs. Duke 12 11
	1/19/17 at LSU..... 20..... 11	11/13/13 vs. Georgia Southern 10..... 12



ALL-TIME DOUBLE-DOUBLES BY PLAYER

1/9/14 vs. South Carolina..... 12..... 11	2/7/96 at Marshall..... 23..... 17	12/28/09 at Middle Tennessee 20..... 16
11/19/14 vs. Morehead State 11..... 11	2/24/96 at South Carolina..... 17..... 14	1/31/10 at Mississippi State..... 19..... 12
12/14/14 vs. Belmont..... 15..... 12	11/30/96 at Dayton..... 13..... 14	2/7/10 at Arkansas..... 22..... 11
Chante Bowman (1)	12/29/96 at Villanova..... 16..... 10	2/25/10 at Tennessee 22..... 10
1/16/05 vs. Ole Miss..... 11..... 11	1/5/97 at LSU 14..... 11	3/30/10 vs. Oklahoma..... 31..... 13
Makenzie Cann (2)	2/16/97 at Mississippi State..... 14..... 10	11/21/10 vs. Notre Dame..... 24..... 14
11/19/17 at Washington State 15..... 10	2/28/97 vs. Arkansas 14..... 13	12/05/10 at Louisville..... 17..... 23
11/22/17 vs. Morehead State 15..... 10	12/3/97 vs. Ohio State 11..... 14	1/06/11 at Arkansas..... 26..... 13
Belitta Croley (13)	12/8/97 at Western Kentucky 11..... 10	1/16/11 vs. Mississippi State..... 22..... 10
12/22/85 vs. Western Michigan..... 16..... 10	2/8/98 vs. South Carolina..... 18..... 11	1/30/11 at Alabama 25..... 15
2/12/86 at Alabama 20..... 11	2/21/98 at South Carolina..... 12..... 16	2/3/11 vs. Auburn 10..... 10
1/15/87 vs. Tennessee State 18..... 14	Maria Donhoff (2)	2/17/11 at Georgia..... 14..... 11
1/21/87 vs. Vanderbilt..... 14..... 11	12/13/80 vs. Carson Newman..... 13..... 10	3/05/11 vs. Vanderbilt..... 22..... 11
3/4/87 vs. Florida 18..... 15	1/16/81 vs. James Madison..... 16..... 14	3/19/11 vs. Hampton 13..... 12
3/05/87 vs. Georgia..... 15..... 12	Samantha Drake (4)	Tedra Eberhart (4)
11/28/87 vs. East Carolina 25..... 15	12/30/10 vs. Tennessee/Martin..... 14..... 13	2/10/93 at Cincinnati..... 10..... 14
12/07/87 vs. Tennessee Tech..... 18..... 12	11/25/11 vs. Sam Houston St..... 11..... 13	12/1/93 at Detroit 26..... 10
12/9/87 vs. Indiana 24..... 11	11/27/11 vs. Miss. Valley St. 11..... 11	1/16/94 vs. Mississippi State..... 16..... 11
12/20/87 vs. Morehead State 40..... 15	11/23/12 vs. Morehead St. 15..... 13	2/5/94 vs. Arkansas..... 16..... 10
1/30/88 vs. Tennessee State 18..... 12	Victoria Dunlap (31)	Sarah Elliott (11)
2/7/88 at Georgia..... 18..... 13	12/4/07 vs. William & Mary..... 20..... 10	3/28/05 vs. West Virginia 14..... 12
3/4/88 vs. Vanderbilt..... 25..... 10	3/26/08 vs. James Madison..... 12..... 12	1/22/06 at Ole Miss..... 15..... 13
Mia Daniel (3)	3/30/08 vs. Marquette 14..... 10	3/18/06 vs. Chattanooga..... 22..... 11
1/4/93 at Mississippi State 15..... 10	11/15/08 vs. Michigan..... 19..... 10	11/24/06 vs. Delaware 26..... 12
1/31/93 vs. Alabama 19..... 10	11/23/08 vs. George Washington 13..... 14	11/25/06 vs. Southern Illinois 12..... 11
2/6/93 at Tennessee 13..... 12	1/1/09 vs. North Carolina A&T..... 11..... 12	1/14/07 vs. Ole Miss..... 14..... 18
Tracye Davis (1)	1/3/09 at Miami (Ohio) 20..... 15	2/8/07 at Ole Miss..... 14..... 11
1/15/90 vs. Mississippi State..... 19..... 11	1/15/09 at Alabama 16..... 12	2/11/07 at Tennessee 21..... 10
Kim Denkins (20)	1/18/09 vs. Mississippi State..... 12..... 13	11/25/07 vs. Lipscomb 23..... 12
11/25/95 vs. Toledo 12..... 11	1/25/09 vs. LSU 10..... 11	12/20/07 vs. Louisville..... 12..... 13
11/29/95 vs. Ohio State 10..... 10	1/29/09 at Florida 16..... 12	2/7/08 vs. Ole Miss..... 14..... 12
12/8/95 at Indiana..... 27..... 15	2/22/09 at LSU 21..... 15	Lisa Ellis (6)
12/21/95 vs. Syracuse 20..... 10	2/26/09 vs. Georgia..... 16..... 11	1/13/89 vs. Marshall 16..... 11
12/23/95 at Miami (Ohio)..... 24..... 11	11/13/09 vs. Boston University..... 24..... 12	
12/30/95 vs. North Carolina State 31..... 10	11/15/09 vs. Butler..... 33..... 18	
1/3/96 vs. Mississippi 20..... 10	11/17/09 at Morehead State 12..... 16	
1/11/96 at Vanderbilt..... 14..... 16	12/1/09 vs. Miami (Ohio) 21..... 16	
1/24/96 vs. South Carolina..... 25..... 11		



ALL-TIME DOUBLE-DOUBLES BY PLAYER

11/28/89 at Ohio State 19..... 17	1/17/10 vs. Alabama 15..... 10	2/19/02 at Cincinnati..... 26..... 10
12/8/89 at Michigan State 20..... 12	Jennifer Goin (1)	12/7/02 vs. Western Kentucky..... 18..... 10
12/20/89 at Stetson 10..... 11	12/23/2 vs. Morris Brown 10 10	1/12/03 vs. Alabama 14..... 10
1/11/90 vs. LSU 22..... 11	Jennifer Gray (1)	2/2/03 vs. South Carolina..... 11..... 13
3/23/90 vs. Miami (Fla.) 16..... 10	2/16/92 vs. Louisiana State 10..... 13	11/21/03 vs. IPFW 20..... 10
Makayla Epps (4)	Sandy Harding (6)	11/29/03 vs. San Francisco..... 23..... 11
11/19/14 vs. Oklahoma 29..... 10	12/29/84 vs. Old Dominion 12...10 (A)	12/3/03 vs. Louisville..... 15..... 10
1/25/15 vs. Missouri..... 18..... 10	1/23/85 at Tennessee 14..... 10	12/13/03 at Temple 14..... 14
11/18/15 vs. Morehead State 21 11 10(A)	1/14/86 at Dayton..... 18..... 15	12/20/03 vs. Miami (Ohio) 21..... 11
12/4/16 at Louisville..... 22..... 16	3/1/86 vs. LSU 10..... 12	12/22/03 vs. Western Kentucky..... 22..... 13
Tayna Fogle (2)	3/12/86 at Drake 24..... 10	Rhyn Howard (5)
12/8/81 vs. Indiana 19..... 10	1/23/87 vs. Old Dominion 16..... 10	11/24/18 vs. North Carolina..... 25..... 12
1/23/82 vs. Michigan..... 14..... 10	Linnae Harper (7)	11/28/18 vs. Morehead State 17..... 10
Vanessa Foster/Sutton (12)	11/19/14 vs. Morehead State 13..... 10	12/09/18 at Louisville..... 25..... 10
11/26/88 vs. Radford..... 17..... 11	11/28/14 vs. Oklahoma..... 22..... 12	1/13/19 vs. Ole Miss..... 20..... 11
12/6/88 vs. Dayton..... 13..... 10	1/4/15 vs. Ole Miss..... 12..... 14	2/17/19 vs. Arkansas 18..... 14
11/28/89 at Ohio State 15..... 10	1/18/15 vs. LSU 16..... 15	Laurie Hudgens (1)
12/4/89 vs. Indiana 12..... 12	1/25/15 vs. Missouri..... 15..... 11	2/23/85 vs. Mississippi State..... 10 15
12/9/89 vs. Miami (Fla.) 17..... 10	2/23/15 vs. Ole Miss..... 16..... 10	Jennifer Humphrey (16)
1/3/90 vs. Cincinnati 12..... 11	3/20/15 vs. Tennessee State 16..... 10	12/21/02 vs. Miami (Ohio) 15 11
1/7/90 at Vanderbilt..... 17..... 13	Nikki Hay (1)	12/23/02 vs. Morris Brown 20..... 13
1/31/90 vs. Eastern Kentucky 13..... 19	12/29/96 vs. Villanova..... 10 12	1/23/03 vs. Ole Miss..... 15..... 10
2/27/90 vs. Middle Tennessee..... 17..... 16	Patty Jo Hedges (6)	11/21/04 vs. Florida A&M..... 12..... 15
3/22/90 vs. Maine 16..... 10	1/8/81 at Louisville..... 17...10 (A)	11/25/04 vs. Oregon State 12..... 11
3/23/90 vs. Miami (Fla.) 21..... 11	3/14/81 vs. South Carolina..... 18..... 10	12/5/04 vs. Louisville..... 14..... 13
3/24/90 vs. Toledo 12..... 10	3/14/82 vs. Illinois 10..... 13	12/8/05 vs. Georgetown 10..... 11
Amani Franklin (7)	12/19/82 vs. Charleston 19..... 11	2/16/06 vs. Ole Miss..... 10..... 13
12/4/07 vs. William & Mary 16..... 10	1/3/83 at Memphis 16..... 14	11/29/06 vs. Detroit..... 12..... 15
2/14/08 at Vanderbilt..... 13..... 11	1/14/83 vs. South Florida..... 15..... 10	12/30/06 vs. Memphis 10..... 12
12/30/08 vs. IUPUI 12..... 13	Selia Helm (14)	1/2/07 vs. Texas/Pan American 11..... 16
3/19/09 vs. Chattanooga..... 18..... 11	2/22/01 vs. Mississippi 21..... 10	1/21/07 at Auburn..... 16..... 20
11/15/09 vs. Butler..... 13..... 14	11/23/01 vs. Sam Houston State..... 22..... 13	1/25/07 vs. Mississippi State..... 22..... 16
1/10/10 vs. Vanderbilt..... 11..... 11	12/22/01 vs. Evansville..... 26..... 13	2/18/07 vs. Arkansas 16..... 16
	1/20/02 at South Carolina 11..... 11	2/25/07 at Florida 12..... 13
		3/1/07 vs. Arkansas 21..... 19
		Alexis Jennings (7)
		1/18/15 vs. LSU 13..... 11



ALL-TIME DOUBLE-DOUBLES BY PLAYER

11/18/15 vs. Morehead State	28.....	13
1/3/16 vs. Auburn	10.....	11
1/7/16 vs. Alabama	12.....	10
1/10/16 vs. Georgia.....	12.....	12
2/28/16 vs. Texas A&M	15.....	16
3/25/16 vs. Washington	12.....	10
Shambrica Jones (2)		
11/25/02 vs. Southern Illinois	13.....	11
1/25/04 vs. South Carolina.....	16.....	10
Karri Koach (1)		
1/11/95 at Louisville.....	20.....	10
Pattresa Leonard (3)		
11/28/90 vs. Ohio State	11.....	11
12/7/90 vs. Bradley	12.....	11
2/1/91 vs. Alabama/Birmingham	14.....	11
Liz Lukschu (3)		
12/4/80 vs. Cincinnati	12.....	12
1/11/81 at Rutgers	23.....	11
3/14/81 vs. South Carolina.....	30.....	11
Samantha Mahoney (1)		
2/24/05 vs. South Carolina.....	19.....	12
A'dia Mathies (3)		
11/26/10 vs. Murray State	26.....	10
12/7/10 vs. Tennessee Tech.....	17.....	10
11/15/11 vs. Jacksonville State	18.....	10
LaTonya McDole (10)		
2/7/99 vs. Georgia.....	15.....	10
1/3/02 vs. Mississippi State.....	10.....	10
11/19/99 at Austin Peay.....	16.....	10
12/22/99 at Cincinnati.....	19.....	10
12/28/99 vs. Tennessee/Martin.....	22.....	14
2/22/00 vs. Louisville.....	18.....	14
11/21/00 vs. Miami (Ohio).....	15.....	12
12/19/00 at Miami (Fla.).....	12.....	11
12/22/00 vs. Cincinnati	13.....	14
2/25/01 at Mississippi State.....	22.....	13

Laura Meadows (9)		
12/8/97 at Western Kentucky.....	18.....	10
2/11/98 at Georgia.....	13.....	11
1/20/99 at Louisville.....	10.....	10
2/11/99 at South Carolina.....	20.....	11
2/24/99 vs. Ole Miss.....	18.....	11
11/22/99 at Miami (Ohio).....	18.....	11
11/26/99 vs. Clemson.....	16.....	14
1/13/00 at Vanderbilt.....	21.....	11
3/2/00 vs. Alabama	11.....	16
Debbie Miller (5)		
2/15/85 vs. Florida	12.....	13
11/29/85 vs. Cleveland State	19.....	14
11/28/86 vs. Bowling Green State	18.....	11
3/4/87 vs. Florida	12.....	11
3/5/87 vs. Georgia.....	14.....	10
Jocelyn Mills (22)		
11/25/89 vs. Missouri.....	14.....	12
12/30/89 at Dayton.....	14.....	13
11/24/90 vs. Duquesne	16.....	10
12/15/90 vs. Dayton.....	16.....	10
1/2/91 at Pepperdine	13.....	10
1/27/91 vs. Alabama	13.....	15
2/3/91 vs. Georgia.....	16.....	14
2/16/91 at Ole Miss.....	12.....	10
2/21/91 at Eastern Kentucky.....	16.....	13
2/23/91 vs. Florida	13.....	11
3/2/91 at LSU	22.....	10
2/23/92 vs. Ole Miss.....	19.....	11
3/7/92 vs. Alabama	12.....	10
3/8/92 vs. Tennessee	18.....	10
12/1/92 vs. Marshall	13.....	11
12/31/92 vs. Kansas	11.....	11
1/19/93 vs. Western Kentucky.....	11.....	14
2/10/93 at Cincinnati.....	28.....	11

2/18/93 vs. Eastern Kentucky	18.....	10
2/23/93 vs. Vanderbilt.....	16.....	11
3/5/93 vs. Mississippi State.....	11.....	13
3/6/93 vs. Vanderbilt.....	25.....	10
Maci Morris (1)		
11/12/17 vs. Gardner-Webb.....	10.....	10
Karen Mosley (14)		
11/26/83 vs. Eastern Kentucky	19.....	12
11/27/83 vs. Valdosta State	32.....	14
12/6/83 vs. Indiana	15.....	11
12/10/83 at South Carolina.....	24.....	11
1/9/84 vs. Middle Tennessee	17.....	13
1/22/84 at Vanderbilt.....	11.....	13
1/30/84 vs. New Orleans.....	21.....	11
1/19/85 at Louisville.....	18.....	11
2/1/85 at New Orleans.....	22.....	11
2/20/85 vs. Vanderbilt.....	18.....	12
11/29/85 vs. Cleveland State	20.....	12
1/8/86 vs. Ole Miss.....	10.....	11
2/2/86 vs. Auburn	33.....	12
2/08/86 vs. Miami (Fla.).....	10.....	10
Ruth Mountain (2)		
1/13/89 vs. Marshall	11.....	10
1/18/89 at Louisville.....	14.....	10
Taylor Murray (6)		
1/19/17 at LSU.....	11.....	13
1/30/17 at Missouri.....	18.....	13
11/16/17 at Montana.....	18.....	12
1/25/18 vs. Alabama	20.....	10
2/22/18 at Ole Miss.....	12.....	10
11/24/18 vs. North Carolina.....	23.....	10
Leslie Nichols (35)		
1/6/83 vs. Middle Tennessee	15.....	10
1/18/83 at Alabama	23.....	14



ALL-TIME DOUBLE-DOUBLES BY PLAYER

2/2/83	vs. South Carolina.....	16.....	10
2/12/83	vs. Vanderbilt.....	20.....	11
2/20/83	at Georgia.....	21.....	10
2/22/83	at Florida.....	17.....	14
11/27/83	vs. Valdosta State.....	21...11 (A)	
12/2/83	at Ohio State.....	30.....	11
12/20/83	vs. Alabama.....	14.....	10
12/28/83	at Detroit.....	19.....	11
1/7/84	vs. Georgia.....	25.....	10
1/17/84	vs. Rutgers.....	18.....	12
1/20/84	vs. Dayton.....	26.....	15
1/22/84	at Vanderbilt.....	10.....	12
2/3/84	at Florida.....	27.....	10
2/20/84	vs. Vanderbilt.....	20.....	13
2/22/84	vs. National College.....	17.....	11
2/25/84	vs. Louisville.....	19.....	16
11/24/84	vs. Morehead State.....	32.....	13
11/27/84	vs. Ohio State.....	24.....	13
11/29/84	at Miami (Ohio).....	26.....	12
12/1/84	vs. South Carolina.....	22.....	11
12/21/84	vs. Illinois.....	10.....	10
12/28/84	at North Carolina State.....	14.....	10
1/9/85	vs. Dayton.....	16.....	10
1/26/85	at Florida.....	17.....	11
1/29/85	vs. Georgia.....	30.....	13
2/1/85	at New Orleans.....	23.....	11
2/3/85	at Ole Miss.....	20.....	14
2/13/85	vs. Tennessee.....	19.....	13
11/30/85	vs. Middle Tennessee.....	21.....	12
12/22/85	vs. Western Michigan.....	22.....	12
1/10/85	at Old Dominion.....	14.....	10
2/14/86	vs. Louisville.....	18 13 11§	
2/26/86	vs. Detroit.....	16...12 (A)	
Carly Ormerod (2)			
3/19/07	at Ball State.....	13 ..11 (A)	
2/26/09	vs. Georgia.....	11.....	10

Shantia Owens (8)			
11/29/98	vs. UCLA.....	12	14
2/4/99	vs. Auburn.....	11.....	10
12/11/99	at Liberty.....	14.....	11
12/22/99	at Cincinnati.....	12.....	10
12/28/99	vs. Tennessee/Martin.....	10.....	10
12/31/99	vs. Xavier.....	17.....	17
1/16/00	vs. Arkansas.....	19	12
2/22/00	vs. Louisville.....	18.....	12
Bernisha Pinkett (1)			
11/28/12	vs. Miami (Ohio).....	21.....	10
Sara Potts (4)			
12/3/03	vs. Louisville.....	14.....	11
12/30/03	vs. Austin Peay.....	21.....	11
3/4/03	vs. Vanderbilt.....	17.....	11
2/27/05	vs. Arkansas.....	27.....	10
Stacy Reed (11)			
3/6/92	vs. Arkansas.....	16.....	11
12/1/93	at Detroit.....	17...12 (A)	
1/4/94	at Florida.....	21.....	11
1/8/94	at South Carolina.....	23.....	11
1/16/94	vs. Mississippi State.....	29.....	11
2/16/94	at Marshall.....	11.....	11
3/4/94	vs. South Carolina.....	26.....	12
12/4/94	at Ohio State.....	26.....	10
1/11/95	at Louisville.....	26.....	11
1/22/95	vs. Georgia.....	12.....	10
2/22/95	vs. Eastern Kentucky.....	16.....	11
Alyssa Rice (2)			
11/26/17	vs. Marshall.....	19.....	10
12/10/17	Miami (Fla.).....	11.....	12
Chrissy Roberts (1)			
11/27/93	vs. Georgetown.....	10	11
Shaunda Roberts (4)			
12/16/95	vs. Florida.....	10	10
12/30/95	vs. North Carolina State.....	16.....	11
1/3/96	vs. Mississippi.....	25.....	12
1/7/96	vs. LSU.....	17.....	12

Eleia Roddy (16)			
11/18/05	vs. IUPUI.....	11.....	12
12/22/05	vs. Tennessee State.....	10.....	10
1/12/06	at Florida.....	10.....	14
2/12/06	at Arkansas.....	17.....	11
12/4/08	at Western Kentucky.....	15.....	11
12/12/08	vs. East Tennessee State.....	13.....	11
12/14/08	at Louisville.....	13.....	15
12/19/08	vs. Alabama A&M.....	17.....	12
12/21/08	vs. UC Santa Barbara.....	14.....	10
12/30/08	vs. IUPUI.....	15.....	10
1/1/09	vs. North Carolina A&T.....	13.....	10
1/3/09	at Miami (Ohio).....	11.....	10
1/15/09	at Alabama.....	19.....	10
2/05/09	vs. South Carolina.....	11.....	11
2/12/09	at Auburn.....	21.....	10
3/22/09	at Wisconsin.....	11.....	10
Malinka Salhi (1)			
11/28/89	at Ohio State.....	15... 11 (A)	
Tanesha Seaton (1)			
11/22/99	at Miami (Ohio).....	15	10
Pam Shrum (6)			
11/28/87	vs. East Carolina.....	20	11
12/20/87	vs. Morehead State.....	23.....	10
1/28/88	at Vanderbilt.....	14.....	13
2/5/88	vs. Alabama/Birmingham.....	23.....	13
2/25/88	vs. Middle Tennessee.....	12.....	11
12/18/88	at Illinois.....	14.....	10
Lora Spencer (1)			
2/10/88	at Dayton.....	11	10
DeNesha Stallworth (15)			
11/23/12	vs. Morehead St.....	10.....	10
12/7/12	vs. DePaul.....	17.....	13
12/28/12	vs. Alcorn St.....	10.....	10
1/3/13	vs. Florida.....	17.....	10
1/6/13	vs. Alabama.....	19.....	10



ALL-TIME DOUBLE-DOUBLES BY PLAYER

1/20/13 vs. Auburn 16.....10
1/24/13 vs. South Carolina..... 12.....10

2/18/13 vs. Texas A&M..... 12.....12

3/24/13 vs. Navy 18.....11

11/10/13 vs. Wagner 18.....13
11/27/13 vs. Bradley 13.....10

2/9/14 vs. Florida 14.....13
2/13/14 vs. Ole Miss..... 19.....11

2/23/14 vs. Texas A&M 11.....11
2/27/14 vs. Mississippi State..... 16.....20

Diane Stephens (2)

2/20/84 vs. Vanderbilt..... 10.....11

2/06/85 vs. Tennessee Tech..... 15.....10

Valerie Still (66)

12/1/80 vs. Charleston 26.....10
12/4/80 vs. Cincinnati 28.....11
12/6/80 at Indiana..... 39.....11
12/10/80 at Murray State 35.....12

1/1/81 vs. Morehead State 14.....15

1/08/81 at Louisville..... 14.....11
1/11/81 at Rutgers 30.....14
1/13/81 at Western Kentucky 15.....14
1/16/81 vs. James Madison..... 20.....12
1/17/81 vs. Indiana State 37.....19
1/22/81 vs. Chattanooga..... 24.....10
1/24/81 vs. South Carolina..... 26.....12
1/27/81 at Eastern Kentucky..... 30.....19
1/30/81 vs. Mississippi State..... 33.....10
1/31/81 vs. Auburn 22.....12

2/10/81 vs. Northern Kentucky..... 20.....14

3/2/81 vs. Marshall 20.....11

3/13/81 vs. Tennessee 10.....15

3/18/81 vs. Syracuse 18.....11
3/21/81 at Maryland 32.....17
11/30/81 vs. Chattanooga..... 30.....21

12/5/81 vs. Seton Hall 34.....17

12/10/81 vs. Vanderbilt..... 18.....17
12/12/81 at Ohio State 25.....13
12/21/81 vs. UCLA..... 30.....14
12/31/81 vs. Florida 23.....15
1/3/82 vs. Georgia..... 11.....16
1/05/82 vs. East Carolina 25.....11
1/07/82 vs. Indiana State 33.....17

1/15/82 vs. Cincinnati 32.....17
1/16/82 vs. Southern Illinois 27.....16
1/20/82 at Old Dominion 15.....12
1/23/82 vs. Michigan..... 27.....18
1/26/82 at Vanderbilt..... 28.....18
1/28/82 at Tennessee 16.....14
1/31/82 vs. Memphis 13.....17
2/4/82 at Georgia State..... 24.....16

2/9/82 vs. National College 18.....27
2/13/82 at South Carolina..... 23.....15
2/18/82 vs. Tennessee 13.....15

2/23/82 vs. Louisville..... 25.....13
2/26/82 vs. Alabama 23.....12
2/27/82 vs. LSU 34.....14

3/14/82 vs. Illinois 21.....13
3/18/82 vs. South Carolina..... 29.....13
3/20/82 at Louisiana Tech..... 20.....10
11/27/82 vs. Cincinnati 17.....10

12/5/82 vs. Miami (Ohio) 30.....18

12/19/82 vs. Charleston 42.....20
12/21/82 vs. Florida 26.....11

1/6/83 vs. Middle Tennessee 21.....14
1/10/83 vs. Tennessee Tech..... 29.....18
1/14/83 vs. South Florida 22.....11
1/15/83 vs. Arkansas 22.....17
1/18/83 at Alabama 28.....13
1/20/83 at Louisville..... 33.....13
1/23/83 at Vanderbilt..... 32.....14

1/30/83 vs. Georgia..... 20.....10
2/2/83 vs. South Carolina..... 26.....12
2/5/83 vs. Old Dominion 17.....13

2/16/83 at Rutgers 38.....19
2/18/83 vs. Auburn 21.....10
2/20/83 at Georgia 29.....10
2/22/83 at Florida 18.....13

3/3/83 vs. Auburn 28.....16
3/18/83 vs. Indiana 28.....13

Stephanie Stoglin (1)

12/1/00 vs. Purdue..... 14.....10

Jane Thompson (3)

1/2/15 vs. Alabama 12... 10 (A)

11/25/15 vs. Eastern Michigan..... 16... 10 (A)

2/7/16 vs. LSU 16... 10 (A)

Katie Vieth (1)

1/8/97 vs. Vanderbilt..... 10.....10

Samarie Walker (20)

2/20/12 vs. Vanderbilt..... 15.....12

3/19/12 vs. Green Bay..... 15.....13
3/25/12 vs. Gonzaga..... 16.....12

11/23-12 vs. Morehead St. 15.....13

2/7/12 vs. DePaul 18.....10

12/21/12 vs. UC Santa Barbara 12.....10
12/28/12 vs. Alcorn State..... 21.....14

1/6/13 vs. Alabama 15.....13

1/27/13 vs. LSU 10.....13
2/3/13 vs. Georgia..... 12.....11

2/10/13 vs. Vanderbilt..... 10.....13

11/17/13 vs. Central Michigan 10.....11
11/21/13 vs. Lipscomb 10.....14

11/27/13 vs. Bradley 22.....14

1/2/14 vs. Alabama 12.....13
1/5/14 vs. Florida 10.....12

1/12/14 vs. Missouri..... 10.....13
1/19/14 vs. Auburn 13.....10
2/9/14 vs. Florida 10.....12

3/22/14 vs. Wright State 12.....14

Lydia Watkins (1)

3/21/08 vs. Middle Tennessee 16..... 16

Jodi Whitaker (5)

2/8/86 vs. Miami (Fla.) 16...12 (A)

11/28/87 vs. East Carolina 16.....14
12/1/87 vs. Eastern Kentucky 16.....11

2/23/88 vs. LSU 22.....10

2/29/88 vs. Virginia Tech..... 17.....10

Lea Wise (2)

1/23/82 vs. Michigan..... 14...10 (A)

2/28/82 vs. Tennessee 11.....12

Tatyana Wyatt (1)

12/05/17 vs. Evansville 20.....10

Note: Games grouped together signify consecutive double-doubles



UK FRESHMAN SEASON RECORDS

<p>Points</p> <ol style="list-style-type: none"> 641 Valerie Still, 1979-80 525 Rhyme Howard, 2018-19 491 A'dia Mathies, 2009-10 413 Maria Donhoff, 1977-78 362 Samantha Mahoney, 2004-05 361 Kristi Cushenberry, 1988-89 364 Sarah Elliott, 2004-05 319 Leslie Nichols, 1982-83 310 Laura Meadows, 1997-98 298 Carly Ormerod, 2005-06 	<p>Field Goals Attempted</p> <ol style="list-style-type: none"> 463 Valerie Still, 1979-80 439 A'dia Mathies, 2009-10 406 Rhyme Howard, 2018-19 370 Maria Donhoff, 1977-78 329 Laura Meadows, 1997-98 296 Samantha Mahoney, 2004-05 268 Kristi Cushenberry, 1988-89 267 Sarah Elliott, 2004-05 266 Stacey Reed, 1991-92 247 Leslie Nichols, 1982-83 	<p>Free Throws Attempted</p> <ol style="list-style-type: none"> 183 Valerie Still, 1979-80 149 A'dia Mathies, 2009-10 145 Samantha Mahoney, 2004-05 134 Bria Goss, 2011-12 131 Maria Donhoff, 1977-78 105 Rhyme Howard, 2018-19 101 Victoria Dunlap, 2007-08 100 Kristi Cushenberry, 1988-89 99 LaTonya McDole, 1998-99 99 Alexis Jennings, 2014-15 	<ol style="list-style-type: none"> 73 Taylor Murray, 2015-16 73 Daiesha Hawthorne, 2001-02
<p>Points Per Game</p> <ol style="list-style-type: none"> 22.1 Valerie Still, 1979-80 16.4 Rhyme Howard, 2018-19 13.6 A'dia Mathies, 2009-10 12.9 Kristi Cushenberry, 1988-89 12.5 Maria Donhoff, 1977-78 12.3 SeSe Helm, 2000-01 11.4 Leslie Nichols, 1982-83 11.1 Laura Meadows, 1997-98 10.7 Jodie Whitaker, 1985-86 10.6 Samantha Mahoney, 2004-05 	<p>Field Goal Percentage</p> <ol style="list-style-type: none"> 55.8 Sarah Elliott, 2004-05 55.3 Valerie Still, 1979-80 55.0 Elisabeth Lukschu, 1977-78 53.8 Taylor Murray, 2015-16 52.6 Leslie Nichols, 1982-83 52.6 Jodie Whitaker, 1985-86 50.8 Josh Mills, 1989-90 49.3 Batouly Camara, 2015-16 48.3 Makayla Epps, 2013-14 48.1 Sandy Harding, 1983-84 48.1 Kristi Cushenberry, 1988-89 	<p>Free Throw Percentage (min 50 attempts)</p> <ol style="list-style-type: none"> 86.1 SeSe Helm, 2000-01 85.0 Kristi Cushenberry, 1988-89 84.5 Chante' Bowman, 2004-05 83.3 Taylor Murray, 2015-16 78.4 Karen Killen, 1990-91 77.3 Angela Phillips, 2003-04 76.8 Bernisha Pinkett, 2010-11 75.5 Patty Jo Hedges, 1979-80 74.7 Stacey Reed, 1991-92 74.7 Alexis Jennings, 2014-15 	<p>Double-Figure Scoring Games</p> <ol style="list-style-type: none"> 29 Valerie Still, 1979-80 26 Rhyme Howard, 2018-19 26 A'dia Mathies, 2009-10 23 Bria Goss, 2011-12 22 Maria Donhoff, 1977-78 18 Kristi Cushenberry, 1988-89 18 Samantha Mahoney, 2004-05 17 Leslie Nichols, 1982-83 17 Laura Meadows, 1997-98 17 Sarah Elliot, 2004-05
<p>Rebounds</p> <ol style="list-style-type: none"> 403 Valerie Still, 1979-80 228 Victoria Dunlap, 2007-08 212 Rhyme Howard, 2018-19 199 Maria Donhoff, 1977-78 197 Leslie Nichols, 1982-83 185 Sarah Elliott, 2004-05 175 LaTonya McDole, 1998-99 174 A'dia Mathies, 2009-10 162 Laura Meadows, 1997-98 142 Kim Denkins, 1994-95 142 Batouly Camara, 2015-16 	<p>Three-Pointers Made</p> <ol style="list-style-type: none"> 74 Rhyme Howard, 2018-19 50 Sara Potts, 2001-02 49 Maci Morris, 2015-16 49 Carly Ormerod, 2005-06 43 Laura Meadows, 1997-98 38 Natalie Martinez, 1996-97 34 Bria Goss, 2011-12 31 A'dia Mathies, 2009-10 30 Stacey Reed, 1991-92 25 Shaunda Roberts, 1994-95 25 Dominique Mitchell, 1995-96 	<p>Blocks</p> <ol style="list-style-type: none"> 49 Sarah Elliott, 2004-05 46 Valerie Still, 1979-80 38 Leslie Nichols, 1982-83 35 Laura Meadows, 1977-98 31 Azia Bishop, 2011-12 30 Batouly Camara, 2015-16 25 Victoria Dunlap, 2007-08 25 Dorrie Harrison, 2017-18 24 Alyssa Rice, 2014-15 23 Alexis Jennings, 2014-15 	<p>Double-Figure Rebounds Games</p> <ol style="list-style-type: none"> 25 Valerie Still, 1979-80 9 Leslie Nichols, 1982-83 7 Victoria Dunlap, 2007-08 6 Rhyme Howard, 2018-19 6 Elisabeth Lukschu, 1977-78 3 Laura Meadows, 1997-98 3 Jennifer Humphrey, 2002-03
<p>Rebounds Per Game</p> <ol style="list-style-type: none"> 13.9 Valerie Still, 1979-80 7.0 Leslie Nichols, 1982-83 6.6 Rhyme Howard, 2018-19 6.9 Victoria Dunlap, 2007-08 6.2 Elisabeth Lukschu, 1977-78 6.0 Maria Donhoff, 1977-78 5.8 Laura Meadows, 1997-98 5.5 LaTonya McDole, 1998-99 5.5 Jennifer Humphrey, 2002-03 5.4 Sarah Elliott, 2004-05 	<p>Three-Pt. Field Goal Percentage (min 100 attempts)</p> <ol style="list-style-type: none"> 41.5 Carly Ormerod, 2005-06 39.2 Maci Morris, 2015-16 38.7 Rhyme Howard, 2018-19 34.0 Sara Potts, 2001-02 33.3 Laura Meadows, 1997-98 31.4 Natalie Martinez, 1996-97 29.0 A'dia Mathies, 2009-10 26.3 Stacey Reed, 1991-92 	<p>Steals</p> <ol style="list-style-type: none"> 93 A'dia Mathies, 2009-10 69 Stacey Reed, 1991-92 68 Rhyme Howard, 2018-19 60 Patty Jo Hedges, 1979-80 56 Taylor Murray, 2015-16 55 Sandy Harding, 1983-84 47 Laura Meadows, 1997-98 43 Valerie Still, 1979-80 43 Victoria Dunlap, 2007-08 42 Christina Jansen, 1992-93 42 Maegan Conwright, 2010-11 	<p>Double-Figure Assists</p> <ol style="list-style-type: none"> 2 Sandy Harding, 1983-84 1 Jodie Whitaker, 1985-86 1 Tracye Davis, 1987-88
<p>Field Goals Made</p> <ol style="list-style-type: none"> 256 Valerie Still, 1979-80 178 A'dia Mathies, 2009-10 165 Maria Donhoff, 1977-78 149 Sarah Elliott, 2004-05 130 Leslie Nichols, 1982-83 129 Kristi Cushenberry, 1988-89 127 Samantha Mahoney, 2004-05 123 Jodie Whitaker, 1985-86 115 SeSe Helm, 2000-01 114 Laura Meadows, 1997-98 	<p>Free Throws Made</p> <ol style="list-style-type: none"> 129 Valerie Still, 1979-80 104 A'dia Mathies, 2009-10 91 Samantha Mahoney, 2004-05 85 Kristi Cushenberry, 1988-89 83 Maria Donhoff, 1977-78 74 Alexis Jennings, 2014-15 71 Rhyme Howard, 2018-19 62 Stacey Reed, 1991-92 62 LaTonya McDole, 1998-99 62 SeSe Helm, 2000-01 	<p>Assists</p> <ol style="list-style-type: none"> 168 Sandy Harding, 1983-84 141 Patty Jo Hedges, 1979-80 119 Angela Phillips, 2002-03 93 LaToya McDole, 1999-2000 90 Stacey Reed, 1991-92 90 Julie Whitacker, 1999-2000 87 Rita Adams, 2000-01 87 A'dia Mathies, 2009-10 75 Rhyme Howard, 2018-19 	<p>SINGLE-GAME FRESHMAN RECORDS</p> <p>Points</p> <p>39 Valerie Still vs. Indiana (12/6/80)</p> <p>Rebounds</p> <p>26 Valerie Still vs. Rutgers (Jan. 12, 1980)</p> <p>Assists</p> <p>13 Tracye Davis vs. Tennessee St. (1/30/88)</p> <p>Blocks</p> <p>7 DeNesha Stallworth vs. Texas A&M (2/18/13)</p> <p>Steals</p> <p>8 A'dia Mathies vs. Miss. Valley St. (1/1/10)</p>



YEAR-BY-YEAR RESULTS

Year	Final			SEC			SEC Tournament			NCAA/WNIT Tournament			Coach		
	W	L	Pct.	Rank	H	A	N	W	L	Pct.	Finish	W		L	Finish
1974-75	16	9	.640											Feamster	
1975-76	13	12	.520		6-4	5-5	2-3							Feamster	
1976-77	19	7	.731		7-3	7-3	5-1							Yow	
1977-78	23	12	.657		13-3	5-4	5-5					2	1	3rd (WNIT)	
1978-79	13	16	.448		6-7	6-6	1-3							Yow	
1979-80	24	5	.828	14	14-1	8-3	2-1							Yow	
1980-81	25	6	.806	11	16-0	7-3	2-3							Hall	
1981-82	24	8	.750	13	17-2	6-5	1-1							Hall	
1982-83	23	5	.821	12	15-1	8-2	0-2					6	2	.750 t2nd SEC/2nd East	
1983-84	15	13	.536		11-6	4-6	0-1					2	6		
1984-85	16	12	.571		11-5	5-6	0-1					3	5		
1985-86	18	11	.621		13-3	5-7	0-1					4	5		
1986-87	17	11	.607		8-5	7-4	2-2					3	6		
1987-88	14	15	.483		12-4	1-10	1-1					0	9		
1988-89	12	16	.428		9-4	3-11	0-1					3	6		
1989-90	23	8	.742		11-3	8-4	4-1					3	6		
1990-91	20	9	.690		11-3	7-4	2-2					4	5		
1991-92	16	14	.533		9-4	3-8	4-2					5	6		
1992-93	18	10	.643		10-3	5-4	3-3					5	6		
1993-94	17	11	.607		9-4	6-5	2-2					5	6		
1994-95	14	14	.500		8-5	5-8	1-1					4	7		
1995-96	8	19	.296		6-5	0-9	2-5					2	9		
1996-97	8	19	.296		4-6	3-10	1-3					2	10		
1997-98	13	15	.464		7-4	3-10	3-1					5	9		
1998-99	21	11	.656		7-3	9-5	5-3					7	7		
1999-00	15	14	.517		7-5	7-6	1-3					5	9		
2000-01	6	21	.222		5-7	1-10	0-4					2	12		
2001-02	9	20	.450		3-8	2-11	4-1					1	13		
2002-03	11	16	.407		8-5	1-10	2-1					4	10		
2003-04	11	17	.393		7-7	3-9	1-1					3	11		
2004-05	18	16	.529		15-4	2-9	1-3					4	10		
2005-06	22	9	.710		11-4	7-3	4-2					9	5		
2006-07	20	14	.588		10-5	6-7	4-2					6	8		
2007-08	17	16	.515		10-8	5-5	2-3					8	6		
2008-09	16	16	.500		11-6	4-9	1-1					5	9		
2009-10	28	8	.778	19/19	17-0	6-6	5-2					11	5		
2010-11	25	9	.735	17/22	13-2	8-5	4-2					11	5		
2011-12	28	7	.800	12/8	18-0	6-5	4-2					13	3		
2012-13	30	6	.833	7/7	16-1	9-3	5-2					13	3		
2013-14	26	9	.743	10/11	14-4	9-3	3-2					10	6		
2014-15	24	10	.750	11/16	14-3	6-5	4-2					10	6		
2015-16	25	8	.806	12/13	16-2	7-4	2-2					10	6		
2016-17	22	11	.666	18/25	16-4	5-6	1-1					11	5		
2017-18	15	17	.469		9-7	5-9	1-1					6	10		
2018-19	25	8	.781	18/21	15-3	6-4	4-1					11	5		
Totals	823	540	.603		475-173	231-271	101-87					216	257	.457	
Rankings – AP/Coaches Poll															
													34	20	
													35	40	





ALL-TIME RESULTS

Jan. 29	Louisville	45-60	Lost	(A)	Feb. 1	Australian National	40-119	L
Feb. 11	Western Kentucky	76-66	Won	(H)	Feb. 2	Ohio State	66-77	L
Feb. 14	Northern Kentucky	83-89	Lost	(H)	Feb. 5	Marshall	62-45	W
Feb. 21	Mt. St. Joe	85-64	Won	(H)	Feb. 10	Morehead State	58-41	W
Feb. 22	Morehead State	84-73	Won	(H)	Feb. 11	Eastern Kentucky	54-74	L
Feb. 24	Louisville	92-73	Won	(H)	Feb. 14	Middle Tennessee	53-52	W
March 3	Louisville ***	85-61	Won	(H)	Feb. 15	Miss. St. Co. for Women	42-80	L
March 4	Western Kentucky ***	63-71	Lost	(H)	Feb. 24	UT-Chattanooga	67-59	W
March 5	Eastern Kentucky ***	91-79	Won	(H)	Feb. 28	Morehead State *	71-40	W
					Feb. 29	Murray State *	47-45	W
					Feb. 29	Eastern Kentucky	49-62	L
					March 5	Union #	80-66	W
					March 5	Tennessee Tech #	68-84	L

*Miss. College for Women Invitational (Columbus, Miss.)

**Tennessee Tech Tournament (Cookeville, Tenn.)

***Kentucky Women's Intercollegiate Conference Tournament

! Played at Rupp Arena

*KWIC State

Regional II

SUE FEAMSTER

Overall Record: 64-39 (1971-76)

1975-76

Coach: Sue Feamster

Record: 13-12

Captains: Team

Dec. 6	Tennessee Tech	71-79	Lost	(A)
Dec. 10	Marshall	57-56	Won	(H)
Dec. 13	W. Va. AAU	50-40	Won	(H)
Dec. 15	Louisville	75-37	Won	(A)
Dec. 16	Northern Kentucky	55-56	Lost	(A)
Dec. 18	Florida Gulf Coast *	79-77 (2OT)	Won	(N)
Dec. 19	Delta State *	40-89	Lost	(N)
Dec. 19	Anderson College *	71-81	Lost	(N)
Dec. 20	Ohio State	60-56	Won	(A)
Jan. 12	Edinboro	72-78	Lost	(H)
Jan. 16	Western Kentucky	39-74	Lost	(A)
Jan. 17	Morehead State	104-63	Won	(H)
Jan. 23	Tennessee **	67-70	Lost	(N)
Jan. 24	Austin Peay **	76-61	Won	(N)
Jan. 30	Dayton	63-49	Won	(H)
Jan. 31	Mt. St. Joe	53-50	Won	(A)
Feb. 2	Morehead	75-60	Won	(A)
Feb. 6	Bellarmine ***	72-52	Won	(A)
Feb. 7	Eastern Kentucky ***	54-70	Lost	(A)
Feb. 14	Eastern Kentucky	51-76	Lost	(H)
Feb. 16	Ohio State	50-70	Lost	(A)
Feb. 21	Belmont	60-75	Lost	(H)
Feb. 26	Louisville AAU	64-35	Won	(H)
March 3	Louisville ****	75-59	Won	(H)
March 4	Western Kentucky ****	69-71	Lost	(H)

*Christmas Tournament (Miss. University for Women; Columbus, Miss.)

**Tennessee Tech Tournament

***Louisville Classic

****Kentucky Women's Intercollegiate Conf. Tour.

1974-75

Coach: Sue Feamster

Record: 16-9

Dec. 3	Lexington Merchants	71-25	W
Dec. 6	AAU Pavers	78-41	W
Dec. 9	AAU Presby. Church	40-42	L
Dec. 13	AAU Pavers	61-39	W
Jan. 10	Bellarmine	83-32	W
Jan. 11	Louisville	57-40	W
Jan. 14	Northern	68-56	W
Jan. 18	Dayton	52-46	W (A)
Jan. 22	Tennessee Tech	Forfeit	W
Jan. 24	Indiana	57-88	L
Jan. 29	Eastern Kentucky	54-63	L
Jan. 31	Mt. Saint Joseph	72-39	W



SCORES VS. ALL OPPONENTS

Washington	0-2	Winthrop	1-0
11/30/02	56-88 L(A)	1/3/2000	94-39 W(H)
3/25/16	72-85 L(N)		

Washington State	3-0	Wisconsin	0-2
11/10/06	80-51 W(H)	3/22/07	61-67 L(A)
12/21/16	69-67 W(H)	3/22/09	45-49 L(A)
11/19/17	73-68 W(A)	Wofford	1-0
		1/7/08	67-57 W(H)

Western Carolina	1-0	Wright State	1-0
12/18/18	99-39 W(H)	3/22/14	106-60 W(H)

Western Kentucky	15-14	Xavier	1-6
*1922-23	19-27 L(A)	12/31/99	67-68 L(H)
*2/7/24	18-8 W(H)	12/6/2000	62-80 L(A)
*1973-74	72-44 W(N)	12/10/03	60-75 L(H)
1974-75	77-56 W(H)	12/28/04	67-75 L(A)
1/16/76	39-74 L(A)	3/24/05	67-62 W(H)
3/4/76	69-71 L(H)	1/1/08	46-51 L(H)
2/11/77	76-66 W(H)	12/2/08	44-67 L(A)
3/4/77	63-71 L(H)		
1/30/78	82-84 L(A)	Yale	1-0
2/8/78	73-52 W(H)	11/28/08	87-82 W(N)
3/5/78	61-49 W(H)		

*Note: Varsity records begin in 1974-75 season
* Denotes games played before 1974-75; ! Denotes games played in Rupp Arena*

1/24/79	66-67 L(H)
2/21/79	62-58 WOT(A)
1/14/80	99-43 W(H)
2/23/80	82-64 W(A)
1/13/81	77-70 W(A)
2/16/81	95-72 W(H)
12/11/87	56-80 L(A)
1/24/89	75-79 L(H)
12/11/91	67-66 W(A)
1/19/93	62-60 W(H)
12/10/93	77-82 LOT(A)
12/11/94	48-64 L(H)
12/5/95	61-81 L(A)
1/14/97	79-73 W(H)
12/8/97	66-64 WOT(A)
12/1/99	75-48 W(H)
12/8/01	79-84 L(A)
12/7/02	83-88 L(H)
12/22/03	76-63 W(A)
11/30/07 !	74-78 LOT(H)
12/4/08	57-66 L(A)

Western Michigan	2-0
12/22/85	84-60 W(H)
11/23/96	61-44 W(A)

West Virginia AAU	1-0
12/13/75	50-40 W(H)

West Virginia	2-1
11/25/84	70-63 W(H)
12/12/92	73-63 W(N)
3/28/05	75-80 L2OT(H)

Wichita State	2-0
11/29/91	79-58 W(H)
12/20/98	58-51 W(A)

William & Mary	1-0
12/4/07	75-44 W(H)

KENTUCKY IN THE NATIONAL RANKINGS

Kentucky Week-By-Week In The Coaches Poll

Year	PS	2	3	4	5	6	7	8	9	10	11	12	13	14	15	16	17	18	19	Final
84-85		N/A	N/A	N/A	N/A	N/A	N/A	N/A	N/A	N/A	N/A	14	16	19	16	25	23	--	--	--
85-86		--	--	21	20	21	23	22	23	T23	24	24	23	23	--	--	--	--	--	--
86-87		--	--	25	20	--	--	--	--	--	--	--	--	--	--	--	--	--	--	--
87-88		--	--	--	--	--	--	--	--	--	--	--	--	--	--	--	--	--	--	--
88-89		--	--	--	--	--	--	--	--	--	--	--	--	--	--	--	--	--	--	--
89-90		--	--	--	--	--	--	25	--	--	--	--	--	--	--	--	--	--	--	--
90-91		--	--	--	--	--	--	--	--	--	--	--	--	--	--	--	--	--	--	--
91-92		--	--	--	--	--	--	--	--	--	--	--	--	--	--	--	--	--	--	--
92-93		--	--	--	--	--	23	23	23	23	--	--	--	--	--	--	--	--	--	--
93-94		--	--	--	--	--	--	--	--	--	--	--	--	--	--	--	--	--	--	--
94-95		--	--	--	--	--	--	--	--	--	--	--	--	--	--	--	--	--	--	--
95-96		--	--	--	--	--	--	--	--	--	--	--	--	--	--	--	--	--	--	--
96-97		--	--	--	--	--	--	--	--	--	--	--	--	--	--	--	--	--	--	--
97-98		--	--	--	--	--	--	--	--	--	--	--	--	--	--	--	--	--	--	--
98-99		--	--	--	--	--	--	--	--	--	--	--	--	--	--	--	--	--	--	--
99-00		--	--	--	--	--	--	--	--	--	--	--	--	--	--	--	--	--	--	--
00-01		--	--	--	--	--	--	--	--	--	--	--	--	--	--	--	--	--	--	--
01-02		--	--	--	--	--	--	--	--	--	--	--	--	--	--	--	--	--	--	--
02-03		--	--	--	--	--	--	--	--	--	--	--	--	--	--	--	--	--	--	--
03-04		--	--	--	--	--	--	--	--	--	--	--	--	--	--	--	--	--	--	--
04-05		--	--	--	--	--	--	--	--	--	--	--	--	--	--	--	--	--	--	--
05-06		--	--	--	--	--	--	--	--	--	--	23	--	--	--	--	--	--	--	--
06-07	16	24	24	--	--	--	--	--	--	--	--	--	--	--	--	--	--	--	--	--
07-08		--	--	--	--	--	--	--	--	--	--	--	--	--	--	--	--	--	--	--
08-09		--	--	--	--	--	--	--	--	--	--	--	--	--	--	--	--	--	--	--
09-10		--	--	--	--	--	--	--	--	25	23	18	16	16	14	18	16	15	15	T9
10-11	10	10	9	9	14	13	11	11	10	19	19	18	18	18	19	20	16	16	22	22
11-12	15	13	11	10	10	7	8	6	9	8	6	6	5	7	8	10	9	11	11	8
12-13	7	7	8	8	6	6	6	6	6	5	4	7	8	7	7	10	7	7	7	8
13-14	8	8	7	7	6	6	6	6	6	10	12	8	12	13	18	15	15	13	11	11
14-15	10	9	10	13	8	8	13	11	11	11	14	10	12	10	10	15	11	11	11	16
15-16	17	13	11	10	8	8	7	7	9	9	12	18	18	16	14	13	13	--	--	13
16-17	19	19	24	20	17	23	24	23	rv	--	--	--	rv	--	--	rv	24	24	--	25
17-18	rv	rv	22	23	rv	rv	--	--	--	--	--	--	--	--	--	--	--	--	--	--
18-19	rv	rv	25	19	20	18	17	15	16	15	12	15	17	18	17	13	14	17	17	21

Note: Beginning with the 1985-86 season, the USA Today/ESPN poll has selected its Top 25 teams after the NCAA championship game. USA Today's voting panel consists of 40 coaches representing a geographical mix of the nation and representing each of the nine Women's Basketball Coaches Association's districts. In 1993, USA Today joined with Cable News Network (CNN) to compile the poll. In 1998, ESPN replaced CNN as USA Today's partner in compiling the poll.

UK ALL-TIME VS. ALL OPPONENTS WHO ARE RANKED

Alabama..... 2-6	Cincinnati..... 0-1	Illinois..... 0-1	Michigan State..... 1-1	Oklahoma..... 3-0	UCLA..... 0-2
Arizona State..... 1-1	Connecticut..... 1-4	Immaculata..... 1-0	Mississippi State..... 4-4	Old Dominion..... 1-5	Vanderbilt..... 2-20
Arkansas..... 1-5	Dayton..... 1-0	Iowa..... 0-1	Missouri..... 1-1	Purdue..... 0-2	Western Kentucky..... 4-5
Auburn..... 5-14	Delaware..... 1-0	Kansas..... 1-0	Miss. U for Women..... 0-1	Rutgers..... 3-2	Xavier..... 0-1
Baylor..... 2-3	Duke..... 2-5	LSU..... 3-20	Nebraska..... 1-1	South Carolina..... 6-17	Total..... 77-223
California..... 0-1	Florida..... 3-7	Louisiana Tech..... 0-3	North Carolina..... 0-4	Tennessee..... 10-48	
	George Washington..... 0-2	Louisville..... 4-3	Notre Dame..... 1-1	Tennessee Tech..... 1-2	
	Georgia..... 12-27	Memphis State..... 0-1	N.C. State..... 1-2	Texas..... 0-1	
	Green Bay..... 1-0	Miami (Fla.)..... 1-0	Ohio State..... 3-5	Texas A&M..... 4-3	



REGULAR SEASON TOURNAMENTS

Tracye Davis, Kentucky
Lisa Sanbothe, Missouri
Amy Humphries, Evansville

***Michigan State Holiday Classic**
East Lansing, Mich.
(Jack Breslin Student Events Center)
W, Michigan State, 89-72
W, Miami (Fla.), 80-71

All-Tournament Team
Kristi Cushneberry, Kentucky

1990-91

***Lady Kat Invitational**
Lexington, Ky.
W, Kent State, 114-83
W, Duquesne, 101-56

All-Tournament Team
MVP – Jocelyn Mills, Kentucky
Stacy McIntyre, Kentucky
Stephanie Greer, Valparaiso
Ann Forbes, Kent State
Darcie Vincent, Duquesne

***Nevada-Reno New Year's Classic**
Reno, Nevada (Old Gym)
W, Northeast Louisiana, 73-66
W, Indiana, 78-71

All-Tournament Team
Stacy McIntyre, Kentucky
Kristi Cushneberry, Kentucky

1991-92

Lady Kat Invitational
Lexington, Ky.
W, Wichita State, 79-58
L, Houston, 76-70

All-Tournament Team
Tedra Eberhart, Kentucky
MVP – Stacy McIntyre, Kentucky
Darla Simpson, Houston
LaShawn Johnson, Houston
Tami Varnado, Alcorn State

Kansas Dial Classic
Lawrence, Kan. (Allen Fieldhouse)
W, St. John's, 83-77
L, Kansas, 62-51

St. John's Cahill Classic
Jamaica, N.Y. (Alumni Hall)
W, Holy Cross, 87-69
L, St. John's, 73-64

All-Tournament Team
Stacy McIntyre, Kentucky

1992-93

***Lady Kat Invitational - Lexington, Ky.**
W, Murray State, 89-55
W, Connecticut, 75-54

All-Tournament Team
MVP - Jocelyn Mills, Kentucky
Mia Daniel, Kentucky
Darlene Saar, George Washington
Jennifer Rizzotti, Connecticut
Jennifer Parker, Murray State

Iowa Amana Hawkeye Classic
Iowa City, Iowa (Carver-Hawkeye Arena)
L, UNC-Charlotte, 57-54

W, West Virginia, 73-63
All-Tournament Team
Jocelyn Mills, Kentucky

Wichita State Pizza Hut Classic
Wichita, Kan. (Levitt Arena)
L, Oklahoma State, 61-57
W, Chicago State, 95-33
All-Tournament Team
Stacey Reed, Kentucky

1993-94

***Lady Kat Invitational**
Lexington, Ky.
W, Marist, 96-65
W, Georgetown, 87-82

All-Tournament Team
MVP - Tedra Eberhart, Kentucky
Stacey Reed, Kentucky
Christe Jordan, Kentucky
Nadira Ricks, Georgetown
Jean-Marie Lesko, Marist

***Citrus Sports Travel Holiday Classic**
Orlando, Fla. (UCF Arena)
W, Central Florida, 87-45
W, Florida State, 58-55

All-Tournament Team
Stacey Reed, Kentucky

1994-95

Lady Kat Invitational
Lexington, Ky.
W, UMass, 73-55
W, St. John's, 67-54

All-Tournament Team
MVP – Stacey Reed, Kentucky
Vonda Jackson, Kentucky
Tawana Jackson, St. John's
Traci Parsons, Eastern Michigan
Melissa Gurile, UMass

1995-96

***UK Invitational Tournament**
Lexington, Ky.
W, UNC-Asheville, 98-76
W, Toledo, 88-76

All-Tournament Team
Tiffany Wait, Kentucky

Northwestern Inv. Tournament
Evanston, Ill. (Welsh-Ryan Arena)
W, Loyola (Md.), 67-54
L, Northwestern, 78-42

All-Tournament Team
Shaunda Roberts, Kentucky

Big Four ACC Classic
Greensboro, N.C.
L, Duke, 73-54
L, N.C. State, 66-62

All-Tournament Team
Kim Denkins, Kentucky

1996-97

Western Michigan Tournament
Kalamazoo, Mich. (University Arena)
L, Michigan, 68-54
W, Western Michigan, 61-44

***Villanova Wildcat Classic**
Villanova, Penn. (duPont Pavilion)
W, Alaska-Anchorage, 76-41
W, Villanova, 63-54

All-Tournament Team
MVP – Nikki Hay, Kentucky

1997-98

Nebraska CableVision Classic
Lincoln, Neb. (Bob Devaney Sports Center)
W, Illinois-Chicago, 60-46
L, Nebraska, 68-59

All-Tournament Team
Laura Meadows, Kentucky
Tiffany Wait, Kentucky

***Citizen's Bank Dartmouth Classic**
Hanover, N.H. (Leede Arena)
W, UMass, 57-51
W, Northeastern, 76-39

All-Tournament Team
MVP – Jaye Barnes, Kentucky
Laura Meadows, Kentucky

1998-99

Rainbow Wahine Classic
Honolulu, Hawaii (Stan Sheriff Center)
W, Louisville, 73-62
W, Hawaii, 66-57
L, UCLA, 64-54

All-Tournament Team
Jaye Barnes, Kentucky

***Wichita State Shocker Shootout**
Wichita, Kan. (Levitt Arena)
W, Eastern Illinois, 90-71
W, Wichita State, 58-51

All-Tournament Team
MVP – Jaye Barnes, Kentucky
Tiffany Wait, Kentucky

1999-00

Coaches vs. Cancer Challenge
Hartford, Conn. (Hartford Civic Center)
L, Connecticut, 68-62
L, Clemson, 70-65

All-Tournament Team
Erica Jackson, Kentucky

2000-01

Pepperdine Classic
Malibu, Calif. (Firestone Fieldhouse)
L, Missouri, 86-51
L, Houston, 78-77

Baptist Health Systems
Women's Fab Four Classic
Miami, Fla. (Golden Panther Arena)
W, Florida International, 60-58

2001-02

Lady Tiger Classic
Memphis, Tenn. (Elma Roane Field House)
W, Sam Houston State, 100-55
L, Memphis, 63-55

All-Tournament Team
Rita Adams, Kentucky



REGULAR SEASON TOURNAMENTS

SeSe Helm, Kentucky
Charity Clay, UMKC
Princess Swilley, Memphis
MVP – Shannon Hamp, Memphis

***Dartmouth Blue Sky
Restaurant Group Classic
Hanover, N.H. (Edward Leede Arena)**
W, Southern Mississippi, 59-44
W, Lafayette, 83-60

All-Tournament Team
MVP – SeSe Helm, Kentucky
LaTonya McDole, Kentucky
Katherine Hanks, Dartmouth
Jennifer Bayer, Lafayette
Lana Lewis, Southern Mississippi
LaTasha Summerall, Southern Mississippi

2002-03
Seattle Times Husky Classic
Seattle, Wash. (Bank of America Arena)
W, Pacific, 77-61
L, Washington, 88-56

All-Tournament Team
MVP - Giuliana Mendiola, Washington
Sara Potts, Kentucky
Loree Payne, Washington
Andrea Lalum, Washington
Nancy Dinges, Pacific
Caitlin Crist, Saint Bonaventure

Hawaii Invitational
Honolulu, Hawaii (Stan Sheriff Center)
L, Hawaii, 70-59
W, Long Island, 72-64

All-Tournament Team
Co-MVP - Christen Roper, Hawaii - (Co-MVP)
Co-MVP - Natasja Allen, Hawaii
Jenny Pfeiffer, Kentucky
Tamika Dudley, Long Island
Constance Jinks, UNLV
Jade Abele, Hawaii

2003-04
Odwalla Classic
San Francisco, Calif. (War Memorial Gym)
W, Duquesne, 90-83
L, San Francisco, 67-59

All-Tournament Team
MVP - SeSe Helm, Kentucky
Keiko Tate, Kentucky
Carey Souer, San Francisco
Toni Russell, San Francisco
Ashley Hallstead, Davidson

2004-05
Paradise Jam (St. John Bracket - Round Robin)
St. Thomas, US Virgin Islands
(UVI Sports and Fitness Center)
W, Duquesne, 73-70
L, South Dakota State, 55-57
L, #17/18 Rutgers, 60-75

All-Tournament Team
MVP - Michelle Campbell, Rutgers
Sara Potts, Kentucky
Chelsea Newton, Rutgers
Matee Ajavon, Rutgers
Shannon Howell, Oregon State
Shannon Schlagel, South Dakota State

Pepperdine Thanksgiving Classic
Malibu, Calif. (Firestone Fieldhouse)
W, Indiana State 68-58
W, Hofstra 67-54

All-Tournament Team
MVP - Sarah Elliott, Kentucky
Samantha Mahoney, Kentucky
Jasmane Clarendon, Pepperdine
Melanie Boeglin, Indiana State
Cigi McCollin, Hofstra
Lizanne Murphy, Hofstra

2005-06
Pepperdine Thanksgiving Classic
Malibu, Calif. (Firestone Fieldhouse)
W, Indiana State 68-58
W, Hofstra 67-54

All-Tournament Team
MVP - Sarah Elliott, Kentucky
Samantha Mahoney, Kentucky
Jasmane Clarendon, Pepperdine
Melanie Boeglin, Indiana State
Cigi McCollin, Hofstra
Lizanne Murphy, Hofstra

2006-07
Women's Sports Foundation Tournament
Lexington, Ky. (Memorial Coliseum)
W, Washington State 80-51
L, Indiana 51-54

All-Tournament Team
MVP - Jamie Braun, Indiana
Sarah Elliott, Kentucky
Samantha Mahoney, Kentucky
Kim Roberson, Indiana
Alex Tchanguou, Wake Forest

Odwalla Classic
San Francisco, Calif. (War Memorial Gym)
L, Delaware 70-86
W, Southern Illinois 78-59

All-Tournament Team
MVP - Tyresa Smith, Delaware
Sarah Elliott, Kentucky
Dominique Carter, San Francisco
Chrissy Fisher, Delaware
Carlai Moore, Southern Illinois

Wells Fargo New Year's Classic
San Antonio, Texas (USTA Convocation Center)
W, Kent State 82-47
W, Memphis 86-51

All-Tournament Team
Sarah Elliott, Kentucky
Vivian Ewalefo, UTSA
Lynsey Freeman, UTSA
Jamilah Humes, Kent State
Aroha Jennings, Memphis

2007-08
Rainbow Wahine Classic
Honolulu, Hawaii (Stan Sheriff Center)
L, Minnesota 80-92
L, #21/22 Texas 60-72
W, Lipscomb 76-55

All-Tournament Team
MVP – Danielle Hood, Hartford
Brittainey Raven, Texas
Emily Fox, Minnesota

Ashley Ellis-Milan, Minnesota
Lyndra Littles, Virginia
Monica Wright, Virginia
Diana Delva, Hartford
Marylynne Schaefer, Hartford

2008-09
Courtyard LaGuardia Turkey Classic
Brooklyn, N.Y. (Wellness, Recreating and Athletic Center)
W, Yale, 87-82
W, Long Island, 46-43

All-Tournament Team
MVP - Carly Ormerod, Kentucky
Amber Smith, Kentucky
Connie James, Long Island
Ashley Palmer, Long Island
Melissa Colborne, Yale

2010-11
Lady Eagle Thanksgiving Classic sponsored by LaQuinta Inn
Hattiesburg, Miss. (Reed Green Coliseum)
W, Murray State, 91-59
W, Southern Miss, 79-60

All-Tournament Team
MVP - A'dia Mathies, Kentucky
Kastine Evans, Kentucky
Jamierra Faulkner, Southern Miss
Rachel Vigers, Southern Miss
Mercedes Johnson, Louisiana-Lafayette
Kayla Lowe, Murray State

2014-15
Paradise Jam (Reef Division)
St. Thomas, Virgin Islands (UVI Sports and Fitness Center)
L, vs. Illinois 71-77
W, vs. Oklahoma, ot, 92-88
W, vs. USF, 61-57

All-Tournament Team
MVP – Makayla Epps, Kentucky
Jennifer O'Neill, Kentucky
Courtney Williams, USF
Ivory Crawford, Illinois
Sharane Campbell-Olds, Oklahoma

2016-17
Kentucky Classic
Lexington, Ky. (Memorial Coliseum)
W, vs. No. 14 Miami (Fla.), 82-66
W, vs. Albany, 70-46
Miami (Fla.) def. Albany 77-53

2018-19
Paradise Jam
St. Thomas Virgin Islands (UVI Sports & Fitness Center)
W, vs. No. 17 South Florida, 85-63
W, vs. rv UCLA, 75-74 (ot)
W, vs. North Carolina, 85-75

All-Tournament Team
MVP – Rhyne Howard, Kentucky
Taylor Murray, Kentucky



CATS IN THE SOUTHEASTERN CONFERENCE

KENTUCKY AND THE SEC

Women's basketball first came under the auspices of the Southeastern Conference for the 1982-83 season. Games played between SEC teams before that time are not counted in the all-time SEC standings, since there was no uniform number of conference games played each season prior to that time. From 1980-85, the SEC champion was the winner of the SEC Tournament. Since 1986, the SEC champion has been determined by a round robin schedule. The tournament continues to be held to decide the recipient of the league's automatic NCAA tournament bid.

Eleven Kentucky players have been named to the SEC All-Tournament team:

- Valerie Still (1980, 1981, 1982*)
- Patty Jo Hedges (1982)
- Jodie Whitaker (1988)
- Stacy McIntyre (1992)
- Victoria Dunlap (2010, 2011)
- A'dia Mathies (2010, 2012, 2013)
- Keyla Snowden (2012)
- Jennifer O'Neill (2014)
- DeNesha Stallworth (2014)
- Makayla Epps (2015, 2016, 2017)
- Evelyn Akhator (2017)

*Tournament MVP

ANNUAL SOUTHEASTERN CONFERENCE CHAMPIONS

Year	Overall Champion	SEC Overall	Coach	UK Seed/Finish	Tournament Champion (Site)
1980	Tennessee	33-5	Pat Head	Semifinals	Tennessee (Knoxville, Tenn.)
1981	Auburn	26-7	Joe Ciampi	Semifinals	Auburn (Baton Rouge, La.)
1982	Kentucky	24-8	Terry Hall	Finals	Kentucky (Lexington, Ky.)
1983	Georgia	4-4	27-7 Andy Landers	E2/Quarterfinals	Georgia (Knoxville, Tenn.)
1984	Georgia	7-1	30-3 Andy Landers	E3/Quarterfinals	Georgia (Athens, Ga.)
1985	Tennessee	4-4	22-10 Pat Summitt	E4/1st Round	Tennessee (Oxford, Miss.)
1986	Georgia	9-0	30-2 Andy Landers	6/Quarterfinals	Georgia (Athens, Ga.)
1987	Auburn	8-1	31-2 Joe Ciampi	7/Quarterfinals	Auburn (Albany, Ga.)
1988	Auburn	9-0	32-3 Joe Ciampi	10/Quarterfinals	Tennessee (Albany, Ga.)
1989	Auburn	9-0	32-2 Joe Ciampi	8/1st Round	Tennessee (Albany, Ga.)
1990	Tennessee	8-1	27-6 Pat Summitt	8/1st Round	Auburn (Albany, Ga.)
1991	Georgia	9-0	28-4 Andy Landers	5/Quarterfinals	LSU (Albany, Ga.)
1992	Ole Miss	11-0	29-3 Van Chancellor	6/Semifinals	Tennessee (Albany, Ga.)
1993	Tennessee	11-0	29-3 Pat Summitt	6/Quarterfinals	Vanderbilt (Chattanooga, Tenn.)
1994	Tennessee	11-0	31-2 Pat Summitt	7/Quarterfinals	Tennessee (Chattanooga, Tenn.)
1995	Tennessee	11-0	34-3 Pat Summitt	9/Quarterfinals	Vanderbilt (Chattanooga, Tenn.)
1996	Georgia	10-1	28-5 Andy Landers	12/1st Round	Tennessee (Chattanooga, Tenn.)
1997	Georgia	11-1	25-6 Andy Landers	10/1st Round	Auburn (Chattanooga, Tenn.)
1998	Tennessee	14-0	39-0 Pat Summitt	8/1st Round	Tennessee (Columbus, Ga.)
1999	Tennessee	13-1	31-3 Pat Summitt	7/Semifinals	Tennessee (Chattanooga, Tenn.)
2000	Georgia	13-1	32-4 Andy Landers	9/Quarterfinals	Tennessee (Chattanooga, Tenn.)
	Tennessee	13-1	33-4 Pat Summitt		
2001	Tennessee	14-0	31-3 Pat Summitt	12/1st Round	Georgia (Memphis, Tenn.)
2002	Tennessee	13-1	29-5 Pat Summitt	12/Quarterfinals	Vanderbilt (Nashville, Tenn.)
2003	Tennessee	14-0	33-5 Pat Summitt	9/1st Round	LSU (North Little Rock, Ark.)
2004	Tennessee	14-0	30-3 Pat Summitt	11/1st Round	Vanderbilt (Nashville, Tenn.)
2005	LSU	14-0	33-3 Pokey Chatman	10/1st Round	Tennessee (Greenville, S.C.)
2006	LSU	13-1	31-4 Pokey Chatman	4/Semifinals	Tennessee (North Little Rock, Ark.)
2007	Tennessee	14-0	34-3 Pat Summitt	7/Quarterfinals	Vanderbilt (Duluth, Ga.)
2008	LSU	14-0	31-6 Van Chancellor	4/Semifinals	Tennessee (Nashville, Tenn.)
2009	Auburn	12-2	30-4 Nell Fortner	10/1st Round	Vanderbilt (North Little Rock, Ark.)
2010	Tennessee	15-1	32-3 Pat Summitt	2/Finals	Tennessee (Duluth, Ga.)
2011	Tennessee	16-0	34-3 Pat Summitt	2/Finals	Tennessee (Nashville, Tenn.)
2012	Kentucky	13-3	28-7 Matthew Mitchell	1/Semifinals	Tennessee (Nashville, Tenn.)
2013	Tennessee	13-3	30-6 Pat Summitt	2/Finals	Texas A&M (Duluth, Ga.)
2014	South Carolina	14-2	29-5 Dawn Staley	4/Finals	Tennessee (Duluth, Ga.)
2015	South Carolina	15-1	34-3 Dawn Staley	6/Semifinals	South Carolina (Little Rock, Ark.)
	Tennessee	15-1	30-6 Holly Warlick		
2016	South Carolina	16-0	33-2 Dawn Staley	4/Semifinals	South Carolina (Jacksonville, Fla.)
2017	South Carolina	14-2	33-4 Dawn Staley	4/Semifinals	South Carolina (Greenville, S.C.)
2018	Miss. State	16-0	37-2 Vic Schaefer	9/Quarterfinals	South Carolina (Nashville, Tenn.)
2019	Miss. State	15-1	33-3 Vic Schaefer	4/Quarterfinals	Mississippi State (Greenville, S.C.)

Note: From 1980-85, the SEC champion was the winner of the SEC Tournament. Since 1986, the SEC champion has been determined by a round-robin schedule. The tournament continues to be held to decide the recipient of the league's automatic NCAA tournament bid.



The 2020 SEC Women's Tournament will be held at Bon Secours Wellness Arena in Greenville, S.C., starting March 4 and concluding on March 8. Seeds 11 through 14 will compete in the opening games of the bracket on Wednesday, with the rest of the event continuing on Thursday. The quarterfinals will take place on Friday with the semifinals Saturday and championship game on Sunday.

Future SEC Tournament Dates & Sites

- 2020 - March 4-8, Bon Secours Wellness Arena, Greenville, S.C.
- 2021 - TBD, Bon Secours Wellness Arena, Greenville, S.C.
- 2022 - TBD, Bridgestone Arena, Nashville, Tenn.
- 2026 - TBD, Bridgestone Arena, Nashville, Tenn.





NCAA TOURNAMENT GAME-BY-GAME STATISTICS

2006

3/18/06	Kentucky Chattanooga	1st Rd	3,396	23	50	.460	1	9	.111	22	31	.710	13	27	40	40.0	14	13	20	5	11	69
				24	63	.381	6	27	.222	5	8	.625	14	17	31	31.0	19	13	19	2	9	59
3/20/06	Kentucky #16/17 Michigan State	2nd Rd	3,212	26	62	.419	7	20	.350	4	4	1.000	10	23	33	36.5	16	15	14	7	8	63
				25	59	.424	3	12	.250	14	19	.737	14	26	40	35.5	5	12	13	4	5	67

1999

3/13/99	Kentucky Nebraska	1st Rd	2,390	31	59	.525	5	12	.416	31	40	.775	18	19	37		26	13	24	2	12	98
				30	60	.500	5	11	.454	27	35	.771	16	15	31		29	11	22	0	12	92
3/15/99	Kentucky UCLA	2nd Rd	2,604	21	64	.328	5	23	.217	16	25	.64	14	19	33		26	63	17	1	10	63
				26	55	.472	3	11	.272	32	35	.914	12	33	45		18	10	20	3	9	87

1991

3/13/91	Kentucky James Madison	1st Rd	-	24	48	.500	3	9	.333	11	16	.688	4	24	28		18	8	21	0	4	62
				28	59	.475	1	8	.125	13	19	.684	1	2	3		15	16	13	2	11	70

1986

3/12/86	Kentucky Drake	1st Rd	-	35	71	.493	-	-	-	0	1	.000	-	-	31		16	27	13	0	7	70
				32	53	.604	-	-	-	9	16	.563	-	-	30		9	20	13	3	7	73

1983

3/18/83	Kentucky Indiana	1st Rd	-	28	75	.373	-	-	-	20	30	.667	-	-	42		24	14	19	2	5	76
				31	48	.646	-	-	-	25	31	.806	-	-	35		24	18	20	5	5	87

1982

3/14/82	Kentucky Illinois	1st Rd	-	39	66	.591	-	-	-	10	24	.417	-	-	47		19	24	24	1	1	88
				37	80	.463	-	-	-	6	9	.667	-	-	37		23	21	15	2	17	80
3/18/82	Kentucky South Carolina	2nd Rd	-	33	74	.446	-	-	-	7	16	.438	-	-	35		14	17	12	0	12	73
				32	67	.478	-	-	-	5	9	.556	-	-	50		17	18	26	4	6	69
3/20/82	Kentucky Louisiana Tech	Regional Finals	-	26	58	.448	-	-	-	8	9	.889	-	-	25		19	15	21	0	4	60
				38	68	.559	-	-	-	6	21	.286	-	-	42		19	24	16	4	14	82

KENTUCKY'S NCAA TOURNAMENT HISTORY

Year	Region	Site	UK (Seed)	Opponent (Seed)	Round	Result
1982	Midwest	Lexington, Ky. Ruston, La.	Kentucky (2)	Illinois (7) South Carolina (3) Louisiana Tech (1)	1st Regional Semifinals Regional	W, 88-80 W, 73-69 Finals L, 60-82
1983	Mideast	Lexington, Ky.	Kentucky (3)	Indiana (6)	1st	L, 76-87
1986	Midwest	Des Moines, Iowa	Kentucky (7)	Drake (10)	1st	L, 70-73
1991	East	Harrisonburg, Va.	Kentucky (9)	James Madison (8)	1st	L, 62-70
1999	West	Los Angeles, Calif.	Kentucky (6)	Nebraska (11) UCLA (3)	1st 2nd	W, 98-92 L, 63-87
2006	Bridgeport	Chicago, Ill.	Kentucky (5)	Chattanooga (12) Michigan State (4)	1st 2nd	W, 69-59 L, 63-67
2010	Kansas City	Louisville, Ky. Kansas City, Mo.	Kentucky (4)	Liberty (13) Michigan State (5) Nebraska (1) Oklahoma (3)	1st 2nd Regional Semifinals Regional Finals	W, 83-77 W, 70-52 W, 76-67 L, 68-88
2011	Spokane	Albuquerque, N.M.	Kentucky (4)	Hampton (13) North Carolina (5)	1st 2nd	W, 66-62 (OT) L, 74-86
2012	Kingston	Ames, Iowa Kingston, R.I.	Kentucky (2)	McNeese State (15) Green Bay (7) Gonzaga (11)	1st 2nd Regional Semifinals	W, 68-62 W, 65-62 W, 79-62
2013	Bridgeport	Queens, N.Y. Bridgeport, Conn.	Connecticut (1) Kentucky (2)	Regional Finals Navy (15) Dayton (7) Delaware (6) Connecticut (1)	1st 2nd Regional Semifinals Regional Finals	L, 65-80 W, 61-41 W, 84-70 W, 69-62 L, 53-84
2014	South Bend	Lexington, Ky.	Kentucky (3)	Wright State (14) Syracuse (6) Baylor (2)	1st 2nd Regional Semifinals	W, 106-60 W, 64-59 L, 72-90
2015	Albany	South Bend, Ind. Lexington, Ky.	Kentucky (2)	Tennessee State (15) Dayton (7)	1st 2nd	W, 97-52 L, 99-94
2016	Lexington	Lexington, Ky.	Kentucky (3)	UNC Asheville (14) Oklahoma (6) Washington (7)	1st 2nd Regional Semifinals	W, 85-31 W, 79-58 L, 85-72
2017	Lexington	Lexington, Ky. Lexington, KY.	Kentucky (4)	Belmont (13) Ohio State (5) Princeton (11) NC State (3)	1st 2nd 1st 2nd	W, 73-70 L, 82-68 W, 82-77 L, 72-57



CATS IN THE NCAA TOURNAMENT



Front Row (L-R): Sabrina Haines, Amanda Paschal, LaShae Halse, Taylor Murray, Matthew Mitchell, Maci Morris, Paige Poffenberger, Jaida Roper, Kameron Roach; **Second Row (L-R):** Kortez Wilson, Aisha Foy, Niya Butts, Ogechi Anyagaligbo, Blair Green, Rhyné Howard, Nae Nae Cole, Dorie Harrison, Tatyana Wyatt, KeKe McKinney, Amber Smith, Kyra Elzy, Amy Tilley; **Back Row (L-R):** Rachael Blackburn, Braxton Whitney, Braxton Price, Maggie Hudson, Courtney Jones, Jackie Clark, Tiffany Hayden, Carrie Marshall, Daniel Boice, Austin Painter, Philip McManamy, Kim Troxall

2018-19

Overall Record: 25-8

NCAA First & Second Rounds • Raleigh, N.C.

1st • #17/17 Kentucky 82, Princeton 77
2nd • #17/17 Kentucky 57, #10/10 Ohio State 72

- After missing the NCAA Tournament in 2017-18, the Wildcats returned to the Big Dance and advanced to the second round before falling to NC State.
- Matthew Mitchell remained undefeated in first-round games moving to 9-0 as a head coach with the team's win over Princeton. The Wildcats shot 50 percent from the field and hit 9-of-18 3s in the game.
- Kentucky ended the season No. 17 in the AP Poll and No. 21 in the USA Today/Coaches Top 25.
- The 25-win season for Kentucky was its first since 2015-16 and only the eighth in program history with seven of the eight coming under Mitchell.
- Kentucky hit 234 3-pointers as a team on the season which was the second most by a UK team in program history.
- Rhyné Howard busted onto the national scene as she was tabbed the unanimous national freshman of the year.



Back Row (L-R): Rachel Potter, Ogechi Anyagaligbo, Evelyn Akhator, Alyssa Rice, Makenzie Cann, LaShae Halse **Front Row (L-R):** Paige Poffenberger, Jessica Hardin, Taylor Murray, Matthew Mitchell (Head Coach), Makayla Epps, Jaida Roper, Maci Morris

2016-17

Overall Record: 22-11

NCAA First & Second Rounds • Lexington, Ky.

1st • #18/24 Kentucky 73, Belmont 70
2nd • #18/24 Kentucky 68, #11/10 Ohio State 82

- Matthew Mitchell led UK to its school-record eighth consecutive and 13th overall NCAA Tournament.
- UK earned a No. 4 seed in the tournament for the third time in program history and hosted the first and second rounds of the event for the fourth straight season.
- Kentucky advanced to the second round with a 73-70 win over Belmont in the opening round. Makayla Epps was the star for Kentucky with 30 points, adding five rebounds and two assists. Fellow senior Evelyn Akhator scored 22 points with 10 rebounds for her 17th double-double of the year. Overall, UK shot 46.4% from the field and hit seven 3-pointers.
- In her final game as a Wildcat, Makayla Epps scored 21 points with four assists in UK's loss to Ohio State, while Akhator posted another double-double with 14 points and a UK NCAA Tournament game record 23 rebounds.



Back Row (L-R): Alex Day (Mgr.), Mitchell Long (Mgr.), Camryn Whitaker (Assistant Coach), Tamika Williams-Jeter (Assistant Coach), Allison King (Mgr.), Torian Akins (Mgr.), Courtney Jones (Athletic Trainer), Beth Price (Staff Support Associate), John Spurlock (Strength & Conditioning), Tiffany Hayden (Academic Counselor), Will Alton (Video Coordinator), Morgan Jett (Mgr.), Kim Troxall (Creative Director), Kortez Wilson (Equipment Manager), Adeniyi Amadou (Assistant Coach), Amani Franklin (Staff Support Associate). **Middle Row (L-R):** Morgan Rich, Evelyn Akhator, Alyssa Rice, Ivana Jakubcova, Alexis Jennings, Batouly Camara, Kyvin Goodin-Rogers, Makenzie Cann. **Front Row (L-R):** Maci Morris, Christae Rowe, Janee Thompson, Matthew Mitchell (Head Coach), Linnae Harper, Makayla Epps, Taylor Murray.

2015-16

Overall Record: 25-8

NCAA First & Second Rounds • Lexington, Ky.
NCAA Lexington Regional • Lexington, Ky.

1st • #12/13 Kentucky 85, UNC Asheville 31
2nd • #12/13 Kentucky 79, #24/23 Oklahoma 58
Sweet 16 • Washington 85, #12/13 Kentucky 72

- Matthew Mitchell led UK to its school-record seventh consecutive and 12th overall NCAA Tournament.
- UK earned a No. 3 seed in the tournament for the third time in program history and hosted the first and second rounds of the event for the third straight season.
- Kentucky recorded its highest margin of victory in an NCAA Tournament appearance in program history, besting the previous margin by eight. The 31 points scored by UNC Asheville were also an NCAA Tournament opponent low by 10 points..
- Makayla Epps netted a season-high 30 points in the setback to Washington in the Sweet 16 setback, which was the fifth 30-point performance in UK NCAA Tournament history. Evelyn Akhator tied the UK NCAA Tournament record with 14 rebounds.



CATS IN THE NCAA TOURNAMENT



Back Row (L-R): Morgan Jett (Mgr.), Abby Newton (Student Athletic Trainer), Courtney Jones (Senior Athletic Trainer), Beth Price (Staff Support Associate), John Spurlock (Strength & Conditioning Coach), Tiffany Hayden (Academic Counselor), Will Alton (Video Coordinator), Eric Huster (Mgr.), Alex Day (Mgr.). **Middle Row (L-R):** Amani Franklin (Staff Support Associate), Crystal Riley (Staff Support Associate), Tamika Williams (Assistant Coach), Christian Stefanopoulos (Assistant Coach). **Back Row (L-R):** Alyssa Rice, Jelleah Sidney, Alexis Jennings, Ivana Jakubcova, Azia Bishop, Kyvin Goodin-Rogers, Adeniyi Amadou (Assistant Coach), Amy Tilley (Asst. AD/Women's Basketball), Kortez Wilson (Equipment Mgr.), Storm Dickerson (Mgr.). **Front Row (L-R):** Jaycee Coe, Janee Thompson, Bria Goss, Head Coach Matthew Mitchell, Jennifer O'Neill, Linnae Harper, Makayla Epps.

2014-15

Overall Record: 24-10

NCAA First & Second Rounds • Lexington, Ky.

1st • #11/11 Kentucky 97, Tennessee State 52
2nd • #11/11 Kentucky 94, Dayton 99

- Matthew Mitchell led UK to its school-record sixth consecutive and 11th overall NCAA Tournament.
- UK earned a No. 2 seed in the tournament for the fourth time in program history and the third in the last four seasons.
- UK set a new school record for free throws attempted in a NCAA Tournament game against Tennessee State with 42, while it had 18 steals against TSU, which also set a school record for most steals in a NCAA Tournament game.
- Against Dayton, UK set a program record for fewest turnovers in a game with five, while Jennifer O'Neill had five steals to tie the program record for most steals in a NCAA Tournament game.



Back Row (L-R): Danielle Santos (Assistant Coach), Jeff House (Assistant Coach), Shalon Pillow (Assistant Coach), Storm Dickerson (Mgr.), Morgan Jett (Mgr.), Brice Littlepage (Mgr.), Tiffany Hayden (Academic Counselor), Justin Mathis (Mgr.), Courtney Jones (Senior Athletic Trainer), Beth Price (Staff Support Associate), Amy Tilley (Administrative Support Associate). **Middle Row (L-R):** Bob Dunn (Video Coordinator), Kyvin Goodin-Rogers, Jelleah Sidney, DeNesha Stallworth, Samantha Drake, Azia Bishop, Samarie Walker, Bernisha Pinkett, Ukari Figgs (Asst. AD/Women's Basketball), John Spurlock (Strength & Conditioning Coach), Crystal Riley (Staff Support Associate). **Front Row (L-R):** Linnae Harper, Bria Goss, Kastine Evans, Matthew Mitchell (Head Coach), Jennifer O'Neill, Janee Thompson, Makayla Epps.

2013-14

Overall Record: 26-9

NCAA First & Second Rounds • Lexington, Ky.

NCAA South Bend Regional

1st • #10/11 Kentucky 106, Wright State 60
2nd • #10/11 Kentucky 64, Syracuse 59
Sweet 16 • #5/6 Baylor 90, #10/11 Kentucky 72

- Matthew Mitchell led UK to its school-record fifth consecutive and 11th overall NCAA Tournament.
- The No. 3 seed was the second in school history for the Wildcats, the first since 1983.
- UK advanced to the Sweet 16 for the third consecutive season and fourth in the last five years.
- UK tied an NCAA record for rebounds in an NCAA Tournament game with 67 vs. Wright State. The Duke vs. Alabama game which went into four overtimes on March 18, 1995 also had 67 rebounds.
- The 67 rebounds were a school record for the Cats.
- Against Wright State, UK set program record for most points (106), rebounds (67), field goals made (44), blocks (12), largest margin of victory in an NCAA Tournament game.



Back Row (L-R): Morgan Jett (Mgr.), Amy Tilley (Staff Support Associate), Courtney Jones (Senior Athletic Trainer), Angela Schoenherr (Staff Support Associate), Tiffany Hayden (Academic Counselor), Brian Sensibaugh (Mgr.), Brice Littlepage (Mgr.), Justin McKinley (Mgr.), Storm Dickerson (Mgr.). **Middle Row (L-R):** Bob Dunn (Video Coordinator), Crystal Riley (Student Assistant), Shalon Pillow (Assistant Coach), Danielle Santos (Assistant Coach), Brittny Henderson, Jelleah Sidney, Denesha Stallworth, Samantha Drake, Azia Bishop, Samarie Walker, Maegan Conwright, Matt Insell (Assistant Coach), Ukari Figgs (Asst. AD/Women's Basketball), Stephanie Tracey-Simmons, Strength & Conditioning Coach. **Front Row (L-R):** Bernisha Pinkett, Jennifer O'Neill, Bria Goss, Matthew Mitchell (Head Coach), A'dia Mathies, Kastine Evans and Janee Thompson.

2012-13

Overall Record: 30-6

NCAA First & Second Rounds • Queens, N.Y.

NCAA Bridgeport (Conn.) Regional

1st • #7/7 Kentucky 61, Navy 41
2nd • #7/7 Kentucky 84, #18/15 Dayton 70
Sweet 16 • #7/7 UK 69, #15/16 Delaware 62
Elite Eight • #3/3 Connecticut 83, #7/7 UK 53

- Matthew Mitchell led UK to its school-record fourth consecutive and 10th overall NCAA Tournament.
- The Wildcats' No. 2 seed tied the highest ever in the NCAA Tournament. UK was also the No. 2 seed in 2012 and 1982.
- UK advanced to the Elite Eight for the second straight time and third in the last four years.
- Jennifer O'Neill was named to the Bridgeport All-Regional Tournament Team.
- UK's 20-point win over Navy marked the largest margin of victory for Kentucky in a NCAA Tournament game and Navy's 41 points were the fewest by a UK opponent in an NCAA Tournament game.



CATS IN THE NCAA TOURNAMENT



Back Row (L-R): Sarah Gerichs (Student Athletic Trainer), Amy Tilley (Staff Support Associate), Karen Hewitt (Video Coordinator), Angela Schoenherr (Staff Support Associate), Stephanie Tracey-Simmons (Strength & Conditioning Coach), Courtney Jones (Senior Athletic Trainer), Kalee Robertson (Mgr.), Rachel Smith (Mgr.), Storm Dickerson (Mgr.). Middle Row (L-R): Brian Sensibaugh (Mgr.), Kevin Stewart (Mgr.), Kastine Evans, Maegan Conwright, Brittany Henderson, DeNesha Stallworth, Samantha Drake, Azia Bishop, Samarie Walker, Bra'Shey Ali, Bria Goss, Donovan Rogers (Mgr.), David Stefanopoulos (Mgr.). Front Row (L-R): Ukari Figgs (Asst. AD/Women's Basketball), Kyra Elzy (Associate Head Coach), Bernisha Pinkett, Crystal Riley, Amber Smith, Matthew Mitchell (Head Coach), Keyla Snowden, Jennifer O'Neill, A'dia Mathies, Matt Insell (Assistant Coach), Shalon Pillow (Assistant Coach).

2011-12

Overall Record: 28-7

NCAA First & Second Rounds • Ames, Iowa
NCAA Kingston (R.I.) Regional • Kingston, R.I.

1st • #12/11 Kentucky 68, McNeese State 62
 2nd • #12/11 UK 65, #10/10 Green Bay 62
 Sweet 16 • #12/11 UK 79, RV/#24 Gonzaga 62
 Elite Eight • #3/3 Connecticut 80, #12/11 UK 65

- Matthew Mitchell led UK to its school-record third consecutive and ninth overall NCAA Tournament.
- The Wildcats' No. 2 seed tied the highest ever in the NCAA Tournament. UK was also the No. 2 seed in 1982.
- UK advanced to the Elite Eight for the second time in three years.
- UK hit 12 threes vs. Gonzaga, the most ever by the Cats in an NCAA Tournament game.
- UK grabbed a season-high 58 rebounds vs. McNeese State, the most for UK in the Big Dance at that time.
- Samarie Walker was named to the All-Regional Tournament Team.



Back Row (L-R): Kyra Elzy (Associate Head Coach), Sarah Gerichs (Student Athletic Trainer), Karen Hewitt (Video Coordinator), Stephanie Campbell (Admin. Assistant), Nikki Stewart (Recruiting Assistant), Phillip Smith (Mgr.), David Stefanopoulos (Mgr.), Brian Sensibaugh (Mgr.), Donovan Rogers (Mgr.), Shalon Pillow (Assistant Coach). Middle Row (L-R): Assistant Coach Matt Insell, Stephanie Tracey-Simmons (Strength Coach), Amber Smith, Carly Morrow, Brittany Henderson, Samantha Drake, Sarah Beth Barnett, Victoria Dunlap, A'dia Mathies, Courtney Jones (Senior Athletic Trainer), Pam Stackhouse (Asst. AD/Women's Basketball). Front Row (L-R): Maegan Conwright, Jennifer O'Neill, Crystal Riley, Matthew Mitchell (Head Coach), Keyla Snowden, Bernisha Pinkett, Kastine Evans.

2010-11

Overall Record: 25-9

NCAA First & Second Rounds • Albuquerque, N.M.

1st • #17/16 Kentucky 66, Hampton 62 (OT)
 2nd • #14 North Carolina 86, #17/16 Kentucky 74

- Matthew Mitchell led the Wildcats to their eighth all-time appearance in the NCAA Tournament and back-to-back appearances in the "Big Dance" for the first time since the 1981-82 and 1982-83 seasons.
- UK received the No. 4 seed for the second straight season.
- UK played its first overtime game in the NCAA Tournament, defeating Hampton in the first round, 66-62. Victoria Dunlap notched her ninth and final double-double of her career with 13 points and 12 rebounds.



Back Row (L-R): Stephanie Campbell (Admin. Assistant), Brian Sensibaugh (Mgr.), B.J. Hazelwood (Mgr.), Stephanie Tracey-Simmons (Strength Coach), Christian Stefanopoulos (Video Coordinator), Donovan Rogers (Mgr.), David Stefanopoulos (Mgr.), Amy Tilley (Recruiting Assistant). Middle Row (L-R): Assistant Coach Matt Insell, Assistant Coach Shalon Pillow, Amani Franklin, Brittany Henderson, Anna Cole, Lydia Watkins, Victoria Dunlap, Assistant Coach Kyra Elzy, Pam Stackhouse (Asst. AD/Women's Basketball). Front Row (L-R): A'dia Mathies, Rebecca Gray, Crystal Riley, Matthew Mitchell (Head Coach), Amber Smith, Carly Morrow, Keyla Snowden.

2009-10

Overall Record: 28-8

NCAA First & Second Rounds • Louisville, Ky.
NCAA Kansas City Regional • Kansas City, Mo.

1st • #19/15 Kentucky 83, Liberty 77
 2nd • #19/15 UK 70, #24/25 Michigan State
 Sweet 16 • #19/15 UK 76, #4/4 Nebraska 67
 Elite Eight • #12/12 Oklahoma 88, #19/15 UK 68

- Matthew Mitchell led the Wildcats to their seventh all-time appearance in the NCAA Tournament and their first bid since 2006.
- UK's No. 4 seed was its highest seed since the 1983 season and its first No. 4 seed in NCAA Tournament history.
- UK's appearance in the Elite Eight was its first since the very first NCAA Tournament in 1982.
- Victoria Dunlap was named to Kansas City All-Region Team after averaging 21.0 points and 9.0 rebounds in four games. She became the first UK player to be named to a regional all-tournament team in school history.



CATS IN THE NCAA TOURNAMENT



Back Row (L-R): Matt Brigrance (Mgr.), Aaron Webber (Mgr.), Freddie Perry (Mgr.), Justin Scott (Video Coordinator), Jason Nehring (Strength & Conditioning Coach), Trisha Matsyak (Athletic Trainer), Emily Jones (Mgr.), Beth Davis (Head Mgr.). Second Row (L-R): LaQwesa "Moe" Gamble, Jenn'e Jackson, Jennifer "Lanky" Humphrey, Sarah Elliott, Eleia Roddy, Afton Perry, Stephanie Stumbo, Chante' Bowman. Front Row (L-R): Assistant Coach Vonn Read, Head Coach Mickie DeMoss, Carly Ormerod, Oreonna Taylor, Samantha Mahoney, Nastassia Alcuis, Jenny Pfeiffer, Assistant Coach Niya Butts, Assistant Coach Pam Stackhouse.

2005-06

Overall Record: 22-9

NCAA Bridgeport (Conn.) Regional • Rosemont, Ill.

1st • Kentucky 69, Chattanooga 59
2nd • Michigan State 67, Kentucky 63

- Mickie DeMoss led the Wildcats to their sixth all-time appearance in the NCAA Tournament and their first bid to the 'Big Dance' since 1999.
- UK's No. 5 seed was its highest seed since the 1983 season and its first No. 5 seed in NCAA Tournament history.
- UK's 10-point win (69-59) over Chattanooga in the first round marked UK's largest margin of victory in an NCAA Tournament game.



Back Row (L-R): Strength Coach Chris Rounds, Manager LaTrice Hogan, Manager Trey Clark, Head Coach Bernadette Mattox, Assistant Coach Leslie Nichols, Katie Vieth, Shantia Owens, Laura Meadows, Tanesha Seaton, Stephanie Christman, Assistant Coach Meghan Burke, Assistant Coach Rick Griffith, Manager Wes Thompson, Manager Erica Lynch, Athletic Trainer Amy Plas. Seated (L-R): Natalie Martinez, Rae Keith, Carolyn Alexander, Tiffany Wait, Jaye Barnes, Kenya Young, Erica Jackson, LaTonya McDole.


1998-99

Overall Record: 21-11

NCAA West Regional • Los Angeles, Calif.

1st • Kentucky 98, Nebraska 92
2nd • UCLA 87, Kentucky 63

- For the first time in 17 years, the UK women's basketball team won a first round game in the NCAA Tournament, defeating Nebraska 98-92 in 1999.
- The Cats' 64 second-half points were the most scored by a team in a half in the history of the West Regional first or second round.
- Kentucky's 98 points vs. Nebraska in 1999 were the most by the Wildcats in a NCAA Tournament game in school history.



Back Row (L-R): Ilene Hauser, Grad. Asst.; Lisa Bressman, Grad. Asst.; Jennifer Gray, Christe Jordan, Cathy Proctor, Tedra Eberhart, Coach Sharon Fanning, Jocelyn Mills, Rebekah Reasor, Tiundra Love, Pattresa Leonard, Karen Booker, Asst.; Jerry McLaughlin, Asst. Coach. Seated (L-R): Lucretia Hunter, Trainer; Diana Pardee, Manager; Mia Daniel, Stacy McIntyre, Jamie Hobgood, Tracye Davis, Kristi Cushenberry, Kayla Campbell, Karen Killen, Jennifer Johnson, Manager; Stacy Buzzanca, Manager.

1990-91

Overall Record: 20-9

NCAA East Region • Harrisonburg, Va.

1st • James Madison 70, Kentucky 62

- Under the direction of head coach Sharon Fanning, the Wildcats made their first appearance in the NCAA Tournament since 1985-86.
- It marked Coach Fanning's first-ever trip to the Big Dance.
- UK narrowly fell to James Madison, a team that later went on to defeat top-seeded Penn State in the second round.

CATS IN THE NCAA TOURNAMENT




1985-86

Overall Record: 18-11

NCAA Midwest Region • Des Moines, Iowa

1st • Drake 73, Kentucky 70

- The 1985-86 team, led by Coach Terry Hall, defeated four Top 20 teams en route to the NCAA Tournament.
- The Cats lost a three-point heartbreaker despite a career-high 24 points and 10 assists from junior Sandy Harding. Drake hit 9-of-16 free throws compared to UK's 0-of-1.



Back Row (L-R): Terri Naiser, Valerie Still, Jody Runge, Sally Loughton, Karen Mosley, Leslie Nichols, Lisa Collins. Seated (L-R): Diane Stephens, Donna Martin, Patty Jo Hedges, Lea Wise, Audre Andrew, Lynnette Lewis.


1982-83

Overall Record: 23-5

NCAA Mideast Region • Lexington, Ky.

1st • Indiana 87, Kentucky 76

- The Wildcats were ranked as high as No. 4 nationally during the 1982-83 season but were upset by Indiana in the first round of the NCAA Tournament.
- All-American Valerie Still had 28 points and 13 rebounds but the Wildcats couldn't overcome the hot-shooting Hoosiers. IU shot 64.6 percent for the game, including 82.4 percent (14-of-17) in the second half. Three IU players scored over 20 points.



1981-82

Overall Record: 24-8

NCAA Midwest Regionals • Ruston, La.

1st • Kentucky 88, Illinois 80


2nd • Kentucky 73, South Carolina 69

3rd • Louisiana Tech 82, Kentucky 60

- Coach Terry Hall led the Lady Kats to their finest season ever, a 24-8 campaign that ended in the Midwest Regional championship, where UK fell to No. 1-ranked and eventual national champion Louisiana Tech on the Lady Techsters' home floor.
- By the end of the season, UK was playing so well that Hall proclaimed, "If we had been in any other region, we would have been in the Final Four."



CATS IN THE POSTSEASON WNIT



Back Row (L-R): Coach Debbie Yow, Maria Donhoff, Pam Browning, Laura Upton, Liz Lukschu, Jeannine Mjoseth, Janet Timperman, Assistant Coach Diane Beauchamp. Front Row (L-R): Manager Margaret LaFontaine, Debra Oden, Linda Edelman, Geri Grigsby, Debbie Mack, Terry Boyd, Mitzi Combs, Trainer Mimi Porter.

1977-78

Overall Record: 23-12

March 16, 1978

W, Kentucky 92, Kansas 87 (2OT)
Amarillo, Texas


March 17, 1978

L, Texas 75, Kentucky 60
Amarillo, Texas

March 18, 1978

W, Kentucky 79, Cal St. Long Beach 69
Amarillo, Texas

Vanessa Foster-Sutton scored in double-figures throughout the 1990 NWIT Tournament and was named to the All-Tournament team along with teammate Kristi Cushenberry.



Front Row (L-R): Kris Miller, Stacy McIntyre, Tracye Davis, Kristi Cushenberry, Tammy Dowdell, Jennifer Johnson, Malinka Salhi. Back Row (L-R): Assistant Coach Karen Booker, Graduate Asst. Lisa Bressman, Graduate Asst. Jane Dalton, Asst. Coach Jerry McLaughlin, Mia Daniel, Vanessa Foster-Sutton, Cathy Proctor, Lisa Ellis, Pattresa Leonard, Josh Mills, Associate Trainer Sue Stanley, Head Manager Susan Crabtree, Manager Tracy Livingston, Head Coach Sharon Fanning.

1989-90

NWIT Champions

Overall Record: 23-12

March 22, 1990

W, Kentucky 76, Maine 66
Amarillo, Texas (n/a)


March 23, 1990

W, Kentucky 80, Miami (FL) 68
Amarillo, Texas (400)

March 24, 1990

W, Kentucky 85, Toledo 76

Sara Potts was named to the 2005 WNIT All-Tournament team after averaging 27.8 points per game during the four-game postseason run. Potts tallied two 30-plus point games vs. UTC and Xavier.



Back Row (L-R): Chante' Bowman, Keiko Tate, Eleia Roddy, Jennifer Humphrey, Sarah Elliott, Afton Perry, Stephanie Stumbo, Sade Buley. Front Row (L-R): Assistant Coach Matthew Mitchell, Coach Mickie DeMoss, Angela Phillips, Nastassia Alcuis, Danyelle Payne, Sara Potts, Samantha Mahoney, Assistant Coach Pam Stackhouse, Assistant Coach Niya Butts.

2004-05

WNIT Final Four

Overall Record: 23-12

March 18, 2005

W, Kentucky 79, Eastern Michigan 68
Lexington, Ky. (2,125)

March 20, 2005

W, Kentucky 91, Chattanooga 54
Lexington, Ky. (2,035)

March 24, 2005

W, Kentucky 67, Xavier 62
Lexington, Ky. (3,531)

March 28, 2005

L, West Virginia 80, Kentucky 75 (2OT)
Lexington, Ky. (3,452)

Sara Potts was named to the WNIT All-Tournament team after averaging 27.8 points during the four-game postseason run. Potts tallied two 30-plus point games vs. UTC and Xavier in the tournament.



CATS IN THE POSTSEASON WNIT

2006-07

Overall Record: 20-14

March 15, 2007

W, Kentucky 65, Oakland 56
Rochester, Mich. (1,030)

March 19, 2007

W, Kentucky 85, Ball State 82
Muncie, Ind. (3,581)

March 22, 2007

L, Wisconsin 67, Kentucky 61
Madison, Wisc. (2,420)

Jenny Pfeiffer nailed five 3-pointers against Oakland in the first round of the 2007 WNIT. She finished with a game-high 21 points. Jennifer Humphrey also pulled down a game-high 10 boards.



Back Row (L-R): Brittany Edelen, Jenn'e Jackson, Jennifer Humphrey, Sarah Elliott, Eleia Roddy, Lydia Watkins, Amani Franklin. Front Row (L-R): Assistant Coach Vonn Read, Head Coach Mickie DeMoss, Carly Ormerod, Chante' Bowman, Nastassia Alcius, Samantha Mahoney, Jenny Pfeiffer, Moe Gamble, Assistant Coach Pam Stackhouse, Assistant Coach Niya Butts.

2007-08

Overall Record: 17-16

March 21, 2008

W, Kentucky 68, Middle Tennessee 66 (OT)
Lexington, Ky. (1,608)

March 26, 2008

W, Kentucky 84, James Madison 76
Lexington, Ky. (1,703)

March 30, 2008

L, Marquette 69, Kentucky 64
Lexington, Ky. (2,102)

Lydia Watkins came off the bench to score 16 points and grab a game-high 16 rebounds in the 68-66 overtime win over Middle Tennessee. UK advanced all the way to the quarterfinals of the 2008 WNIT before falling to eventual champion Marquette, 69-64.



Back Row (L-R): Christian Stefanopoulos (Video Coordinator), Leslie Lusk (Student Trainer), Melinda Redinger (Mgr.), Stephanie Tracey-Simmons (Strength Coach), Tricia Matsyak (Head Trainer), Katie Kaiser (Mgr.), Beth Davis (Administrative Assistant). Middle Row (L-R): Assistant Coach Wendy Palmer, Assistant Coach Vonn Read, Lydia Watkins, Jenn'e Jackson, Eleia Roddy, Sarah Elliott, Catina Bett, Amani Franklin, Victoria Dunlap, (Assoc. Head Coach Niya Butts), Pam Stackhouse (Asst. AD/Women's Basketball), Matthew Mitchell (Head Coach). Front Row (L-R): Brittany Edelen, Amber Smith, Carly Ormerod, Chanté Bowman, Samantha Mahoney, Carly Morrow, Ali Lomax, Chelsea Chowning.

2008-09

Overall Record: 16-16

March 19, 2009

W, Kentucky 81, Chattanooga 76 (OT)
Lexington, Ky. (1,037)

March 22, 2009

L, Wisconsin 49, Kentucky 45
Madison, Wis. (1,169)

Amber Smith – who tied a career high with 17 points – sank eight free throws in the overtime period and Victoria Dunlap scored a career-high 24 points to lead UK to an 81-76 overtime victory over Chattanooga in the first round of the 2009 WNIT.



Back Row (L-R): Lindsay Halligan (Mgr.), Dr. Robert Hosey (Team Doctor), Dean DiMarco (Mgr.), Melinda Redinger (Mgr.), Stephanie Tracey-Simmons (Strength Coach), Tricia Matsyak (Head Trainer), David Stefanopoulos (Mgr.), Donovan Rogers (Mgr.), Angeliq Moss (Student Trainer). Middle Row (L-R): Pam Stackhouse (Asst. AD/Women's Basketball), Sarah Rowe, Amani Franklin, Jenn'e Jackson, Jackie Sanders, Catina Bett, Eleia Roddy, Lydia Watkins, Victoria Dunlap, Rebecca Gray, Keyla Snowden, Christian Stefanopoulos (Video Coordinator). Front Row (L-R): Assistant Coach Kyra Elzy, Matthew Mitchell (Head Coach), Brittany Edelen, Carly Ormerod, Amber Smith, Carly Morrow, Assistant Coach Matt Insell, Assistant Coach Wendy Palmer.



INDIVIDUAL HONORS



All-American
Pam Browning



All-American
Kristi Cushenberry



All-American
Maria Donhoff



All-American
Valerie Still



All-American
Vanessa Foster-Sutton



All-American
Victoria Dunlap

KENTUCKY ALL-AMERICANS

1977 .. Pam Browning (First team, Street & Smith's)
1978 Maria Donhoff (NWIT)
1980 Valerie Still (HM, Street & Smith's)
1981 Valerie Still (Third team, Kodak)
1981 Valerie Still (First team, Street & Smith's)
1982 Valerie Still (First team, Street & Smith's)
1982 Valerie Still (First team, Kodak)
1982 Valerie Still (First team, AWSF)
1982 Valerie Still (First team, Street & Smith's)
1982 Valerie Still (First team, Street & Smith's)
1982 Valerie Still (Basketball Weekly)
1983 Valerie Still (First team, Street & Smith's)
1983 Valerie Still (First team, Kodak)
1983 Valerie Still (Basketball Weekly)
1990 Vanessa Foster-Sutton (NWIT)
1990 Kristi Cushenberry (NWIT)
2010 Victoria Dunlap (First team, WBCA)
2010 Victoria Dunlap (USBWA)
2010 Victoria Dunlap (Third team, AP)
2010 Victoria Dunlap (Second team, Full Court Press)
2010 Victoria Dunlap (Second team, NetScouts Basketball)
2011 Victoria Dunlap (Third team, AP)
2012 A'dia Mathies (Fourth team, College Sports Madness)
2012 A'dia Mathies (Third team, AP)
2012 A'dia Mathies (Second team, Full Court)
2012 A'dia Mathies (USBWA)
2012 A'dia Mathies (Second team, Sporting News)
2013 A'dia Mathies (Second team, AP)
2013 A'dia Mathies (Second team, Full Court)
2013 A'dia Mathies (Honorable Mention, WBCA)
2014 Jennifer O'Neill (Honorable Mention, AP)
2015 Makayla Epps (Honorable Mention, AP)
2016 Makayla Epps (Honorable Mention, AP/WBCA)
2016 Makayla Epps (First team, College Sports Madness)
2017 Makayla Epps (Honorable Mention, AP)
2017 Makayla Epps (Honorable Mention, WBCA)
2017 Evelyn Akhator (Honorable Mention, AP)
2019 Rhyne Howard (Honorable Mention, WBCA)
2019 Maci Morris (Honorable Mention, WBCA)

WBCA ALL-REGION 3 TEAM

2010 Victoria Dunlap
2011 Victoria Dunlap
2012 A'dia Mathies
2013 A'dia Mathies
2014 DeNesha Stallworth
2016 Makayla Epps

2019 Maci Morris
2019 Rhyne Howard

FRESHMAN ALL-AMERICANS

1980 Valerie Still
2010 A'dia Mathies (Second team, Full Court Press)
2010 A'dia Mathies (Gballmag.com)
2012 Bria Goss (First team, Full Court)

ESPNW NATIONAL FRESHMAN OF THE YEAR

2019 Rhyne Howard

USBWA NATIONAL FRESHMAN OF THE YEAR

2019 Rhyne Howard

WBCA NATIONAL FRESHMAN OF THE YEAR

2019 Rhyne Howard

ACADEMIC HONORS

1999 Tiffany Wait (Second team, GTE CoSIDA)
2000 Tiffany Wait (Second team, GTE CoSIDA)
2008 Chelsea Chowning (District 4 Third team, ESPN The Magazine)
2011 Carly Morrow (District 4 Third team, Capital One)
2014 Kastine Evans (District 2, CoSIDA)

SEC ACADEMIC HONOR ROLL

2019 Ogechi Anyagaligbo
2019 LaShae Halsel
2019 KeKe McKinney
2019 Maci Morris
2019 Taylor Murray
2019 Amanda Paschal
2019 Paige Poffenberger
2019 Kameron Roach
2019 Jaida Roper
2019 Tatyana Wyatt
2018 Makenzie Cann
2018 Jessica Hardin
2018 Maci Morris
2018 Taylor Murray
2018 Paige Poffenberger
2018 Alyssa Rice
2018 Jaida Roper
2017 Evelyn Akhator
2017 Makenzie Cann
2017 Makayla Epps
2017 Jessica Hardin
2017 Maci Morris
2017 Taylor Murray
2017 Rachel Potter
2017 Alyssa Rice

2016 Ivana Jakubcova
2016 Alyssa Rice
2016 Janee Thompson
2015 Azia Bishop
2015 Makayla Epps
2015 Bira Goss
2015 Linnae Harper
2015 Jelleah Sidney
2015 Janee Thompson
2014 Azia Bishop
2014 Samantha Drake
2014 Kastine Evans
2014 Jelléah Sidney
2014 DeNesha Stallworth
2014 Janee Thompson
2013 Kastine Evans
2013 Brittany Henderson
2013 DeNesha Stallworth
2012 Kastine Evans
2012 Amber Smith
2012 Keyla Snowden
2011 Carly Morrow
2011 Keyla Snowden
2010 Carly Morrow
2010 Keyla Snowden
2010 Anna Cole
2009 Carly Morrow
2009 Carly Ormerod
2009 Eleia Roddy
2008 Chanté Bowman
2008 Chelsea Chowning
2008 Sarah Elliott
2008 Carly Morrow
2008 Carly Ormerod
2008 Eleia Roddy
2008 Amber Smith
2007 Chanté Bowman
2007 Jennifer Humphrey
2007 Samantha Mahoney
2007 Carly Ormerod
2007 Jenny Pfeiffer
2006 Jennifer Humphrey
2006 Samantha Mahoney
2006 Carly Ormerod
2006 Eleia Roddy
2006 Oreonna Taylor
2005 Sara Potts
2005 Jennifer Humphrey
2004 Jenerrie Everette
2004 Jennifer Goin
2004 Kristen Grassi
2004 Sara Potts
2003 Kristin Connolly

INDIVIDUAL HONORS

2003	Jennifer Schultz
2003	Jenny Pfeiffer
2001	Stephanie Christman
2001	Tiffany Wait
2001	Katie Vieth
2001	Natalie Martinez
2001	Laura Meadows
2000	Carolyn Alexander
2000	Natalie Martinez
2000	Laura Meadows
2000	Katie Vieth
2000	Tiffany Wait
1999	Laura Meadows
1999	Katie Vieth
1999	Tiffany Wait
1998	Tiffany Wait
1997	Tiffany Wait
1996	Julie Swarens-Beickman
1995	Karri Koach
1995	Julie Swarens-Beickman
1994	Jennifer Gray
1994	Karri Koach
1994	Julie Swarens
1994	Stacey Reed
1993	Jennifer Gray
1993	Karri Koach
1993	Cathy Proctor
1992	Kristi Cushenberry
1992	Jennifer Gray
1992	Stacy McIntyre
1992	Rebekah Reasor
1991	Mia Daniel
1991	Cathy Proctor
1990	Vanessa Foster-Sutton
1986	Laurie Hudgens
1986	Michelle Miller
1985	Michelle Miller
1985	Diane Stephens
1984	Donna Martin
1984	Jody Runge

MCWHORTER SCHOLAR-ATHLETE OF THE YEAR
 2000.....Tiffany Wait (Finalist)

SEC COMMUNITY SERVICE TEAM

1999	Tiffany Wait
2000	Laura Meadows
2001	LaTonya McDole
2002	SeSe Helm
2003	SeSe Helm
2004	Shambrica Jones
2005	Afton Perry
2006	Stephanie Stumbo
2007	Eleia Roddy
2008	Samantha Mahoney
2009	Carly Ormerod
2010	Carly Morrow
2011	Victoria Dunlap
2012	Keyla Snowden
2013	Kastine Evans
2014	Kastine Evans
2015	Bria Goss
2016	Janee Thompson
2017	Alyssa Rice
2018	Makenzie Cann
2019	Maci Morris

ALLSTATE WBCA GOOD WORKS TEAM

2014	Kastine Evans
2015	Bria Goss

SEC PLAYERS OF THE WEEK

Jan. 27, 1987	Sandy Harding
Feb. 13, 1989	Jodie Whitaker
March 1, 1993	Jocelyn Mills
Jan. 24, 1994	Stacey Reed
Dec. 15, 1998	Jaye Barnes
Feb. 8, 1999	Tiffany Wait
Jan. 3, 2000	LaTonya McDole
Nov. 24, 2003	SeSe Helm
Jan. 17, 2005	Sarah Elliott
Jan. 5, 2009	Victoria Dunlap
Dec. 14, 2009	Victoria Dunlap
Jan. 25, 2010	Victoria Dunlap
Feb. 1, 2010	Victoria Dunlap
Feb. 15, 2010	Victoria Dunlap
Nov. 22, 2010	Victoria Dunlap
Dec. 13, 2010	Victoria Dunlap
Dec. 27, 2010	Keyla Snowden
Nov. 28, 2011	A'dia Mathies
Dec. 6, 2011	A'dia Mathies
Jan. 9, 2011	A'dia Mathies
Dec. 10, 2012	DeNesha Stallworth
Jan. 21, 2013	A'dia Mathies
Feb. 11, 2013	A'dia Mathies
Dec. 2, 2013	DeNesha Stallworth
Dec. 9, 2013	Jennifer O'Neill
Feb. 17, 2014	Jennifer O'Neill
Dec. 8, 2014	Janee Thompson
Jan. 5, 2015	Janee Thompson
Feb. 16, 2015	Makayla Epps
Dec. 15, 2015	Makayla Epps
Feb. 29, 2015	Evelyn Akhator
Nov. 15, 2016	Evelyn Akhator
Dec. 6, 2016	Makayla Epps
Dec. 27, 2016	Evelyn Akhator
Jan. 17, 2017	Evelyn Akhator
Nov. 27, 2018	Taylor Murray

SEC FRESHMAN OF THE WEEK

Dec. 12, 2005	Carly Ormerod
Feb. 13, 2006	Carly Ormerod
Nov. 25, 2007	Victoria Dunlap
Dec. 30, 2007	Amber Smith
Jan. 13, 2008	Victoria Dunlap
Feb. 10, 2008	Victoria Dunlap
Nov. 30, 2009	A'dia Mathies
Jan. 25, 2010	A'dia Mathies
Feb. 15, 2010	A'dia Mathies
Jan. 17, 2011	Bernisha Pinkett
Jan. 24, 2011	Jennifer O'Neill
Nov. 14, 2011	Bria Goss
Dec. 6, 2011	Bria Goss
Jan. 16, 2012	Bria Goss
Feb. 20, 2012	Bria Goss
Dec. 16, 2013	Linnae Harper
Dec. 29, 2014	Alexis Jennings
Jan. 30, 2018	Dorie Harrison
Nov. 13, 2018	Rhyne Howard
Nov. 27, 2018	Rhyne Howard
Dec. 11, 2018	Rhyne Howard
Dec. 23, 2018	Rhyne Howard
Jan. 8, 2019	Rhyne Howard
Feb. 12, 2019	Rhyne Howard

Feb. 19 2019	Rhyne Howard
Feb. 26, 2019	Rhyne Howard

The SEC began a Freshman of the Week in 2005-06

SEC 1ST YEAR ACADEMIC HONOR ROLL

2005	Carly Ormerod
2005	Oreonna Taylor
2008	Amber Smith
2008	Carly Morrow
2011	Katine Evans
2011	Jennifer O'Neill
2013	Janee Thompson
2014	Makayla Epps
2014	Linnae Harper
2015	Jaycee Coe
2015	Ivana Jakubcova
2015	Alexis Jennings
2015	Alyssa Rice
2016	Evelyn Akhator
2016	Batouly Camara
2016	Makenzie Cann
2016	Maci Morris
2016	Taylor Murray
2017	Ogechi Anyagaligbo
2017	LaShae Halse
2017	Paige Poffenberger
2017	Jaida Roper
2018	Dorie Harrison
2018	Kameron Roach
2018	Tatyana Wyatt
2018	KeKe McKinney
2019	Blair Green
2019	Sabrina Haines
2019	Nae Nae Cole

FRANK HAM SOCIETY OF CHARACTER

1999	Tiffany Wait
2000	Katie Vieth
2006	Stephanie Stumbo
2008	Chanté Bowman
2008	Carly Ormerod
2010	Carly Morrow
2013	Kastine Evans
2015	Bria Goss
2017	Evelyn Akhator, Alyssa Rice
2019	Taylor Murray

SEC COACH OF THE YEAR

2006	Mickie DeMoss (AP and Coaches)
2010	Matthew Mitchell (AP and Coaches)
2012	Matthew Mitchell (AP)
2019	Matthew Mitchell (Coaches)

SEC PLAYER OF THE YEAR

2010	Victoria Dunlap (AP and Coaches)
2011	Victoria Dunlap (AP)
2012	A'dia Mathies (AP and Coaches)
2013	A'dia Mathies (AP and Co-Coaches)

SEC FRESHMAN OF THE YEAR

2010	A'dia Mathies (Coaches)
2012	Bria Goss (AP and Coaches)
2013	Rhyne Howard (AP and Coaches)

SEC 6TH WOMAN PLAYER OF THE YEAR

2012	Keyla Snowden*
2014	Jennifer O'Neill*
2015	Jennifer O'Neill



INDIVIDUAL HONORS

* Co-Player of the Year

SEC DEFENSIVE PLAYER OF THE YEAR

2011.....Victoria Dunlap

SEC ALL-DEFENSIVE TEAM

2010.....Victoria Dunlap
2011.....Victoria Dunlap
2011.....A'dia Mathies
2012.....A'dia Mathies
2013.....Samarie Walker
2018.....Taylor Murray
2019.....Taylor Murray

SEC SCHOLAR-ATHLETE OF THE YEAR

2008.....Chelsea Chowning
2018.....Alyssa Rice
2019.....Maci Morris

ALL-SEC (COACHES)

1982.....Valerie Still (First team)
1982.....Lea Wise (First team)
1983.....Valerie Still (First team)
1983.....Patty Jo Hedges (First team)
1984.....Leslie Nichols (First team)
1985.....Leslie Nichols (First team)
1986.....Leslie Nichols (First team)
1987.....Sandy Harding (First team)
1988.....Belitta Croley (First team)
1988.....Jodie Whitaker (Second team)
1989.....Jodie Whitaker (Second team)
1990.....Vanessa Foster-Sutton (First team)
1990.....Tracye Davis (Second team)
1991.....Stacy McIntyre (HM)
1992.....Stacy McIntyre (HM)
1993.....Jocelyn Mills (First team)
1993.....Stacey Reed (Second team)
1994.....Stacey Reed (First team)
1994.....Tedra Eberhart (Second team)
1995.....Stacey Reed (Second team)
1996.....Kim Denkins (Second team)
1998.....Jaye Barnes (Second team)
1999.....Laura Meadows (Second team)
1999.....Tiffany Wait (Second team)
2002.....SeSe Helm (Second team)
2004.....Sara Potts (Second team)
2005.....Sara Potts (Second team)
2006.....Samantha Mahoney (Second team)
2007.....Samantha Mahoney (Second team)
2007.....Sarah Elliott (Second team)
2008.....Samantha Mahoney (Second team)
2008.....Sarah Elliott (Second team)
2009.....Victoria Dunlap (Second team)
2009.....Eleia Roddy (Second team)
2010.....Victoria Dunlap (First team)
2010.....A'dia Mathies (Second team)
2011.....Victoria Dunlap (First team)
2011.....A'dia Mathies (Second team)
2012.....A'dia Mathies (First team)
2013.....A'dia Mathies (First team)
2013.....DeNesha Stallworth (First team)
2013.....Samarie Walker (Second team)
2014.....Jennifer O'Neill (Second team)
2014.....DeNesha Stallworth (Second team)
2015.....Makayla Epps (First team)
2015.....Jennifer O'Neill (Second team)
2016.....Makayla Epps (First team)
2016.....Evelyn Akhator (Second team)

2016.....Jane Thompson (Second team)
2017.....Evelyn Akhator, Makayla Epps (First team)
2018.....Maci Morris (Second team)
2019.....Maci Morris (First team)
2019.....Rhyne Howard (First team)

HONORABLE MENTION (COACHES)

1991.....Stacy McIntyre
1992.....Stacy McIntyre

SEC ALL-FRESHMAN TEAM

1989.....Kristi Cushenberry (First Team)
1990.....Jocelyn Mills (HM)
1998.....Laura Meadows
2001.....Selia "SeSe" Helm
2005.....Sarah Elliott
2005.....Samantha Mahoney
2006.....Carly Ormerod
2008.....Victoria Dunlap *
2008.....Amber Smith *
2010.....A'dia Mathies *
2011.....Bernisha Pinkett
2012.....Bria Goss
2014.....Linnae Harper
2015.....Alexis Jennings
2016.....Maci Morris
2019.....Rhyne Howard
2019.....Blair Green

* Unanimous selection

Note: The Tennessean sponsored the All-Freshman team from 1987 to 1997. The SEC did not honor a freshman team in 1999.

SEC ALL-TOURNAMENT TEAM

1980.....Valerie Still
1981.....Valerie Still
1982.....Valerie Still (MVP)
1982.....Patty Jo Hedges
1988.....Jodie Whitaker
1992.....Stacy McIntyre
2010.....Victoria Dunlap
2010.....A'dia Mathies
2011.....Victoria Dunlap
2012.....A'dia Mathies
2012.....Keyla Snowden
2013.....A'dia Mathies
2014.....Linnae Harper
2014.....DeNesha Stallworth
2015.....Makayla Epps
2016.....Makayla Epps
2017.....Evelyn Akhator, Makayla Epps

ALL-SEC (AP)

1982.....Valerie Still (First team)
1983.....Valerie Still (First team)
1983.....Patty Jo Hedges (First team)
1984.....Leslie Nichols (First team)
1985.....Leslie Nichols (First team)
1986.....Leslie Nichols (First team)
1987.....Sandy Harding (First team)
1988.....Belitta Croley (First team)
1990.....Vanessa Foster-Sutton (First team)
1993.....Jocelyn Mills (First team)
1994.....Stacey Reed (First team)
2001.....LaTonya McDole (HM)
2003.....Rita Adams (Third team)
2004.....Sara Potts (Second team)
2005.....Sara Potts (Second team)
2006.....Sarah Elliott (HM)

2006.....Jennifer Humphrey (HM)
2006.....Samantha Mahoney (HM)
2007.....Sarah Elliot (Second team)
2007.....Jennifer Humphrey (HM)
2007.....Samantha Mahoney (HM)
2008.....Samantha Mahoney (HM)
2009.....Victoria Dunlap (Second team)
2009.....Eleia Roddy (HM)
2010.....Victoria Dunlap (First team)
2011.....Victoria Dunlap (First team)
2011.....A'dia Mathies (HM)
2012.....A'dia Mathies (First team)
2012.....Bria Goss (HM)
2013.....A'dia Mathies (First team)
2013.....DeNesha Stallworth (Second team)
2014.....Jennifer O'Neill (HM)
2014.....DeNesha Stallworth (HM)
2015.....Makayla Epps (First team)
2015.....Jennifer O'Neill (HM)
2016.....Makayla Epps (First team)
2016.....Evelyn Akhator (Second team)
2016.....Jane Thompson (HM)
2017.....Makayla Epps (First team)
2017.....Evelyn Akhator (Second team)
2019.....Maci Morris (Second team)
2019.....Rhyne Howard (Second team)
Note: From 1989 to 1997 the Coaches All-SEC team was sponsored by The Tennessean. The Associated Press started their own All-SEC team in 1997.

NCAA TOURNAMENT REGIONAL TEAMS

2010.....Victoria Dunlap (Kansas City)
2012.....Samarie Walker (Kingston)
2013.....Jennifer O'Neill (Bridgeport)



1,000 POINT CLUB



1. VALERIE STILL (6-1, CENTER, 1980-83) - 2,763

Year	GP/GS	FG-FGA	PCT	FT-FTA	PCT	REB-AVG	PTS-AVG	Blocks	Steals	Assists
1979-80	29-29	256-463	55.3	129-183	70.0	403-13.9	641-22.1	46	43	32
1980-81	30-30	260-447	58.1	108-154	70.1	329-10.9	628-20.9	53	64	37
1981-82	32-32	329-565	58.2	136-199	68.3	457-14.3	794-24.8	39	56	46
1982-83	28-28	273-456	59.9	154-212	72.6	336-12.0	700-25.0	18	38	24
Career	119-119	1118-1931	57.8	527-748	70.0	1525-12.8	2763-23.2	156	201	139



2. A'DIA MATHIES (5-9, GUARD, 2010-2013) - 2,014

Year	GP/GS	FG-FGA	PCT	3P-3PA	PCT	FT-FTA	PCT	REB-AVG	PTS-AVG	Blocks	Steals	Assists
2009-10	36/36	178-439	.405	31-107	.290	104-149	.698	174-4.8	491-13.6	22	93	87
2010-11	34-33	146-337	.433	22-66	.333	121-178	.680	159-4.7	435-12.8	12	71	89
2011-12	34-34	181-424	.427	51-135	.378	96-141	.681	175-5.1	509-15.0	21	87	93
2012-13	36-36	207-487	.425	73-173	.422	92-122	.754	162-4.5	579-16.1	15	69	80
Career	140-139	712-1687	.422	177-481	.368	413-590	.700	670-4.8	2014-14.4	70	320	349



3. VICTORIA DUNLAP (6-1, FORWARD, 2008-2011) - 1,846

Year	GP/GS	FG-FGA	PCT	3P-3PA	PCT	FT-FTA	PCT	REB-AVG	PTS-AVG	Blocks	Steals	Assists
07-08	33-33	100-228	.439	0-7	.000	40-101	.396	228-6.9	240-7.3	25	43	26
08-09	32-32	162-336	.482	2-8	.250	85-153	.556	290-9.1	411-12.8	38	57	32
09-10	35-35	228-459	.497	2-7	.286	175-254	.689	293-8.4	633-18.1	66	107	48
10-11	33-33	206-450	.458	5-12	.417	145-206	.704	288-8.7	562-17.0	49	100	49
Career	133-133	696-1473	.473	9-34	.265	445-714	.623	1099-8.3	1846-13.9	178	307	155



4. LESLIE NICHOLS (6-0, FORWARD, 1983-86) - 1,797

Year	GP/GS	FG-FGA	PCT	FT-FTA	PCT	REB-AVG	PTS-AVG	Blocks	Steals	Assists
1982-83	28-28	130-247	52.6	58-88	67.0	197-7.0	318-11.3	38	36	59
1983-84	27-25	208-379	54.9	80-97	82.5	218-8.0	496-18.4	11	64	80
1984-85	27-26	211-423	49.9	75-96	78.1	247-9.1	497-18.4	23	74	68
1985-86	29-29	208-399	52.1	70-87	80.4	215-7.4	486-16.7	30	104	116
Career	111-108	757-1448	52.3	283-368	76.9	877-7.9	1797-18.2	102	278	323



5. MAKAYLA EPPS (5-10, GUARD, 2014-2017) - 1,790

Year	GP/GS	FG-FGA	PCT	3P-3PA	PCT	FT-FTA	PCT	REB-AVG	PTS-AVG	Blocks	Steals	Assists
2013-14	34-1	56-116	.483	12-41	.293	31-46	.674	47-1.4	155-4.6	0	11	46
2014-15	34-22	184-414	.444	24-76	.316	114-165	.691	156-4.6	506-14.9	6	45	101
2015-16	32-32	207-438	.473	26-92	.283	106-146	.726	154-4.8	546-17.1	4	41	143
2016-17	33-33	221-481	.459	39-110	.355	102-134	.761	147-4.5	583-17.7	2	34	118
Career	133-88	688-1449	.461	101-319	.317	353-491	.719	504-3.8	1790-13.5	12	131	408



6. MACI MORRIS (6-0, GUARD, 2016-19) - 1,692

Year	GP/GS	FG-FGA	PCT	3P-3PA	PCT	FT-FTA	PCT	REB-AVG	PTS-AVG	Blocks	Steals	Assists
2015-16	33-33	101-254	.398	49-125	.392	30-35	.857	85-2.6	281-8.5	7	19	31
2016-17	33-33	132-383	.345	53-164	.323	74-84	.881	91-2.8	391-11.8	20	20	52
2017-18	31-31	198-409	.484	75-158	.475	66-78	.846	112-3.6	537-17.3	16	37	56
2018-19	32-32	167-406	.411	75-166	.452	74-88	.841	99-3.1	483-15.1	24	46	51
Career	129-129	598-1452	.412	252-613	.411	244-285	.856	387-3.0	1692-13.1	67	122	190



7. SAMANTHA MAHONEY (5-10, GUARD, 2005-2008) - 1,601

Year	GP/GS	FG-FGA	PCT	3P-3PA	PCT	FT-FTA	PCT	REB-AVG	PTS-AVG	Blocks	Steals	Assists
2004-05	34-27	127-296	.429	17-38	.447	91-145	.628	109-3.2	362-10.6	17	30	67
2005-06	31-27	134-346	.387	25-97	.258	77-103	.748	81-2.6	370-11.9	11	38	75
2006-07	34-34	148-388	.381	31-107	.290	94-136	.691	121-3.6	421-12.4	23	40	86
2007-08	33-33	151-406	.372	40-113	.354	106-161	.658	100-3.0	448-13.6	6	32	74
Career	132-121	560-1436	.390	113-355	.318	368-545	.675	411-3.1	1601/12.1	57	140	302



8. PAM BROWNING (6-0, CENTER, 1975-78) - 1,598

Year	GP/GS	FG-FGA	PCT	FT-FTA	PCT	REB-AVG	PTS-AVG	Steals	Assists
1974-75	26	Stats Not Available					297-11.4		
1975-76	20	Stats Not Available					268-13.4		
1976-77	26			196-263	74.5	13.5	663-25.5	-	-
1977-78	35-31	127-293	43.3	112-160	70.0	229-7.4	366-11.8	-	52
Career	107						1598-14.9		



9. SARA POTTS (6-0, GUARD, 2002-05) - 1,563

Year	GP/GS	FG-FGA	PCT	3P-3PA	PCT	FT-FTA	PCT	REB-AVG	PTS-AVG	Blocks	Steals	Assists
2001-02	28-15	82-221	.371	50-147	.340	24-33	.727	63-2.3	328-8.5	3	22	39
2002-03	27-27	118-293	.403	74-163	.454	16-27	.593	104-3.9	326-12.1	6	33	46
2003-04	28-28	166-429	.387	66-186	.355	71-91	.780	183-6.5	469-16.8	2	38	51
2004-05	34-34	186-446	.417	81-223	.363	77-89	.865	179-5.3	530-15.6	6	40	40
Career	117-104	552-1389	.397	271-719	.377	188-240	.783	529-4.5	1563-13.4	17	133	176



10. SARAH ELLIOTT (6-6, CENTER, 2005-2008) - 1,502

Year	GP/GS	FG-FGA	PCT	3P-3PA	PCT	FT-FTA	PCT	REB-AVG	PTS-AVG	Blocks	Steals	Assists
2004-05	34-11	149-267	.558	0-0	.000	56-83	.675	185-5.4	354-10.4	49	11	13
2005-06	31-26	149-273	.546	0-1	.000	49-73	.671	183-5.9	347-11.2	40	13	34
2006-07	34-33	208-372	.559	0-0	.000	44-69	.638	237-7.0	460-13.5	50	10	26
2007-08	33-29	151-309	.489	0-0	.000	39-52	.750	195-5.9	341/10.3	56	16	29
Career	132-99	657-1221	.538	0-1	.000	88-277	.679	800-6.1	1502/11.4	195	50	102



11. ELISABETH LUKSCHU (6-4, CENTER, 1978-81) - 1,488

Year	GP/GS	FG-FGA	PCT	FT-FTA	PCT	REB-AVG	PTS-AVG	Blocks	Steals	Assists
1977-78	35-23	100-182	55.0	42-70	58.6	142-6.2	242-10.5	-	-	3
1978-79	27-23	156-275	56.7	88-122	72.1	192-7.1	400-14.8	22	34	35
1979-80	29-29	169-274	61.7	104-147	71.0	201-6.9	442-15.2	13	23	24
1980-81	28-26	161-268	60.0	82-121	67.7	187-6.6	404-14.7	20	20	20
Career	119-101	586-999	58.7	316-460	68.7	722-6.0	1488-12.5	-	-	82



12. SELIA "SESE" HELM (6-4, CENTER, 2001-2004) - 1,487

Year	GP/GS	FG-FGA	PCT	3P-3PA	PCT	FT-FTA	PCT	REB-AVG	PTS-AVG	Blocks	Steals	Assists
2000-01	24-21	115-246	.467	2-7	.286	62-72	.861	112-4.7	294-12.3	5	14	7
2001-02	29-29	198-388	.510	4-11	.364	92-115	.800	194-6.7	492-17.0	9	24	17
2002-03	27-26	122-251	.486	7-18	.389	58-79	.734	176-6.5	309-11.4	12	16	27
2003-04	28-27	155-310	.500	3-15	.200	79-103	.767	190-6.8	392-14.0	21	11	18
Career	108-103	590-1195	.494	16-51	.314	291-369	.789	672/6.2	1487-13.8	37	75	9



13. STACEY REED (5-7, GUARD, 1992-95) - 1,482


Year	GP/GS	FG-FGA	PCT	3P-3PA	PCT	FT-FTA	PCT	REB-AVG	PTS-AVG	Steals	Assists
1991-92	30-26	88-266	33.1	30-114	26.3	62-83	74.7	88-2.9	268-8.9	69	90
1992-93	28-28	104-264	39.4	65-168	38.7	45-56	80.4	112-4.0	318-11.4	68	101
1993-94	28-28	171-411	41.6	44-135	32.6	123-162	75.9	191-6.8	509-18.2	97	138
1994-95	28-28	149-377	39.5	37-131	28.2	52-69	75.4	190-6.8	387-13.8	75	113
Career	114-110	512-1318	38.0	176-548	32.0	282-370	76.0	581-5.1	1482-13.0	309	442



14. JENNIFER O'NEILL (5-6, GUARD, 2010-15) - 1,449


Year	GP/GS	FG-FGA	PCT	3P-3PA	PCT	FT-FTA	PCT	REB-AVG	PTS-AVG	Blocks	Steals	Assists
2010-11	30-3	49-146	.336	21-58	.362	34-46	.739	39-1.3	153-5.1	1	14	26
2012-13	35-32	132-335	.394	67-188	.356	50-70	.714	82-2.3	381-10.9	2	47	99
2013-14	35-3	138-358	.385	55-151	.364	110-157	.701	84-2.4	441-12.6	2	35	99
2014-15	33-20	153-416	.368	54-167	.323	114-158	.722	113-3.4	474-14.4	7	46	68
TOTAL	133-58	472-1255	.376	197-564	.349	308-431	.715	318-2.4	1449-10.9	12	142	292





15. TIFFANY WAIT (5-11, GUARD/FORWARD, 1996-2000) - 1,445

Year	GP/GS	FG-FGA	PCT	3P-3PA	PCT	FT-FTA	PCT	REB-AVG	PTS-AVG	Steals	Assists
1995-96	6-2	19-38	50.0	8-22	36.4	24-32	75.0	10-1.7	70-11.7	8	10
1996-97	27-26	118-271	43.5	16-41	39.0	82-110	75.5	107-4.0	335-12.4	42	103
1997-98	28-28	105-259	40.5	16-51	31.4	98-119	82.4	81-2.9	324-11.6	48	75
1998-99	32-32	135-338	39.9	46-110	41.8	121-149	81.2	103-3.2	437-13.7	33	93
1999-2000	29-29	90-236	38.1	29-95	30.5	70-90	77.8	72-2.5	279-9.6	44	58
Career	122-117	467-1142	41.0	115-319	36.1	396-500	79.2	383-3.1	1445-11.8	175	339



16. JODIE WHITAKER (5-7, GUARD, 1986-89) - 1,433

Year	GP/GS	FG-FGA	PCT	3P-3PA	PCT	FT-FTA	PCT	REB-AVG	PTS-AVG	Steals	Assists
1985-86	26-20	123-234	52.6	--	--	33-39	84.6	56-2.1	279-10.7	40	119
1986-87	28-28	152-330	46.1	--	--	36-43	83.7	103-3.7	340-12.1	41	90
1987-88	29-29	164-419	39.1	48-126	38.1	80-92	87.0	133-4.6	456-15.7	44	177
1988-89	28-23	132-334	39.5	32-91	35.2	62-85	72.9	107-3.8	358-12.8	33	78
Career	111-100	571-1317	43.0	80-217	36.8	211-259	81.0	399-3.6	1433-12.9	158	464




17. TAYLOR MURRAY (5-6, GUARD, 2016-19) - 1,359

Year	GP/GS	FG-FGA	PCT	3P-3PA	PCT	FT-FTA	PCT	REB-AVG	PTS-AVG	Steals	Assists
2015-16	33-0	81-185	.438	14-52	.269	50-60	.833	88-2.7	226-6.8	56	73
2016-17	30-30	127-275	.462	11-51	.216	101-120	.842	147-4.9	366-12.2	61	118
2017-18	32-32	131-303	.432	19-55	.345	88-105	.838	139-4.3	369-11.5	67	136
2018-19	32-31	145-304	.477	14-49	.286	94-115	.817	116-3.6	398-12.4	103	123
Career	127-93	484-1067	.454	58-207	.280	333-400	.833	490-3.9	1359-10.7	287	450



18. KRISTI CUSHENBERRY (5-9, GUARD/FORWARD, 1989-92) - 1,358

Year	GP/GS	FG-FGA	PCT	3P-3PA	PCT	FT-FTA	PCT	REB-AVG	PTS-AVG	Steals	Assists
1988-89	28-26	129-268	48.1	18-35	51.4	85-100	85.0	109-3.9	361-12.9	2	52
1989-90	31-23	134-290	46.2	22-51	43.1	66-91	72.5	81-2.6	356-11.5	25	49
1990-91	29-29	108-258	41.9	36-99	36.4	67-86	77.9	88-3.0	319-11.0	31	63
1991-92	30-29	94-234	40.2	34-92	37.0	100-130	76.9	90-3.0	322-10.7	37	62
Career	118-107	465-1050	44.0	110-277	39.7	318-407	78.0	368-3.11	1358-11.5	95	226



19. BELITTA CROLEY (5-10, FORWARD, 1985-88) - 1,339

Year	GP/GS	FG-FGA	PCT	3P-3PA	PCT	FT-FTA	PCT	REB-AVG	PTS-AVG	Blocks	Steals	Assists
1984-85	16-3	44-103	42.7	--	--	26-32	81.2	65-4.1	114-7.1	3	21	14
1985-86	27-22	150-314	47.8	--	--	28-51	54.9	146-5.4	328-12.1	10	45	57
1986-87	28-28	209-409	51.1	--	--	77-98	78.6	198-7.1	495-17.7	16	73	56
1987-88	23-20	166-322	51.6	1-1	100.0	69-87	79.3	190-8.3	402-17.5	16	43	73
Career	94-73	569-1148	49.0	1-1	100.0	200-268	74.0	599-6.4	1339-14.2	45	182	200




20. BRIA GOSS (5-10, GUARD, 2011-15) - 1,318

Year	GP/GS	FG-FGA	PCT	3P-3PA	PCT	FT-FTA	PCT	REB-AVG	PTS-AVG	Blocks	Steals	Assists
2011-12	35-35	126-339	.372	34-103	.330	98-134	.731	141-4.0	384-11.0	2	50	52
2012-13	36-22	102-265	.385	28-100	.280	86-102	.843	105-2.9	318-8.8	4	57	44
2013-14	35-34	99-250	.396	32-90	.356	127-141	.901	143-4.1	357-10.2	10	39	46
2014-15	28-28	77-192	.401	18-73	.247	87-109	.798	111-4.0	259-9.3	8	40	34
Career	134-119	404-1046	.386	112-366	.306	398-486	.819	500-3.7	1318-9.8	24	186	176



21. STACY MCINTYRE (5-8, FORWARD, 1989-92) - 1,215

Year	GP/GS	FG-FGA	PCT	3P-3PA	PCT	FT-FTA	PCT	REB-AVG	PTS-AVG	Steals	Assists
1988-89	26-2	22-61	36.1	--	--	18-36	50.0	93-3.6	62-2.4	15	19
1989-90	31-24	88-230	38.3	2-13	15.4	58-90	64.4	147-4.7	236-7.6	44	71
1990-91	29-29	155-350	44.3	28-101	27.7	96-130	73.8	149-5.1	434-15.0	68	72
1991-92	30-30	162-337	48.1	35-99	35.4	124-160	77.5	148-4.9	483-16.1	62	49
Career	116-85	427-978	43.0	65-213	30.5	296-416	71.0	537-4.6	1215-10.5	189	211



22. MARIA DONHOFF (5-11, GUARD, 1978-81) - 1,187

Year	GP/GS	FG-FGA	PCT	FT-FTA	PCT	REB-AVG	PTS-AVG	Blocks	Steals	Assists
1977-78	33-35	165-370	45.0	83-131	63.4	199-6.0	413-12.5	-	-	35
1978-79	29-13	115-267	43.1	72-105	68.6	174-6.0	302-10.4	9	27	38
1979-80	29-29	86-205	42.0	52-71	73.2	152-5.2	224-7.7	7	28	42
1980-81	30-30	103-224	45.9	42-70	60.0	167-5.5	248-8.2	3	27	82
Career	121-107	469-1066	44.0	249-377	66.0	692-5.7	1187-9.8	-	-	197



23. LATONYA MCDOLE (6-1, FORWARD, 1999-2002) - 1,180

Year	GP/GS	FG-FGA	PCT	3P-3PA	PCT	FT-FTA	PCT	REB-AVG	PTS-AVG	Steals	Assists
1998-99	32-17	99-219	.452	5-21	.238	62-99	.626	175-5.5	265-8.3	40	44
1999-2000	29-29	127-292	.435	0-2	.000	81-129	.628	175-6.0	335-11.6	57	45
2000-01	27-25	140-292	.479	2-7	.286	63-116	.543	345/12.8	193-7.1	77	55
2001-02	29-29	104-235	.443	1-7	.143	26-62	.419	168-5.8	235-8.1	69	57
Career	117-100	470-1038	.453	8-37	.216	232-406	.571	711-6.1	1180-10.1	243	201



24. LEA WISE (5-7, GUARD, 1980-83) - 1,179

Year	GP/GS	FG-FGA	PCT	FT-FTA	PCT	REB-AVG	PTS-AVG	Blocks	Steals	Assists
1979-80	29-29	101-232	43.5	36-52	69.2	65-2.2	238-8.2	2	32	101
1980-81	31-29	96-224	42.8	39-51	76.4	63-2.0	231-7.4	5	47	104
1981-82	32-30	162-333	48.6	46-63	73.0	79-2.5	370-11.6	6	43	134
1982-83	28-28	139-295	47.1	62-77	80.5	66-2.3	340-12.1	3	36	125
Career	120-116	498-1084	45.0	183-243	75.3	273-2.3	1179-9.8	16	158	464



25. PATTY JO HEDGES (5-7, GUARD, 1980-83) - 1,176

Year	GP/GS	FG-FGA	PCT	FT-FTA	PCT	REB-AVG	PTS-AVG	Blocks	Steals	Assists
1979-80	29-19	88-212	41.5	40-53	75.5	63-2.2	216-7.4	16	60	141
1980-81	31-31	107-259	41.3	69-94	73.4	111-3.5	283-9.1	10	78	181
1981-82	32-31	122-322	37.8	80-116	68.9	134-4.2	324-10.1	8	61	209
1982-83	28-28	141-296	47.6	71-102	69.6	133-4.7	353-12.6	10	73	200
Career	120-109	458-1089	42.0	260-365	71.0	441-3.7	1176-9.8	44	272	731



26. JOCELYN MILLS (6-0, CENTER, 1990-93) - 1,170

Year	GP/GS	FG-FGA	PCT	3P-3PA	PCT	FT-FTA	PCT	REB-AVG	PTS-AVG	Steals	Assists
1989-90	28-7	92-181	50.8	-	-	56-78	71.8	132-4.7	240-8.6	24	16
1990-91	28-28	136-279	48.7	-	-	85-135	63.0	250-8.9	360-12.9	54	31
1991-92	19-4	47-115	40.9	-	-	44-65	67.7	111-5.8	138-7.3	16	15
1992-93	28-28	174-344	50.6	2-9	22.2	82-124	66.1	210-7.5	432-15.4	41	30
Career	103-67	449-919	48.0	2-9	22.2	267-402	66.0	703-6.8	1170-11.4	135	92



27. KAREN MOSLEY (6-3, FORWARD/CENTER, 1983-86) - 1,135

Year	GP/GS	FG-FGA	PCT	FT-FTA	PCT	REB-AVG	PTS-AVG	Blocks	Steals	Assists
1982-83	28-0	44-82	53.6	33-51	65.0	94-3.3	121-4.3	2	12	6
1983-84	28-15	148-286	51.7	58-71	81.7	186-6.6	354-12.6	11	23	30
1984-85	26-26	142-293	48.4	53-77	68.8	179-6.9	337-12.9	18	29	21
1985-86	27-23	136-248	54.8	51-73	69.9	174-6.4	323-12.0	16	28	31
Career	109-64	470-909	51.0	195-272	71.0	633-5.8	1135-10.4	47	92	88



28. JANET TIMPERMAN (5-10, GUARD/FORWARD, 1976-79) - 1,080

Year	GP/GS	FG-FGA	PCT	FT-FTA	PCT	REB-AVG	PTS-AVG	Steals	Assists	
1975-76	Stats Not Available									
1976-77	-	-	-	-	-	9.5	12.6	-	-	
1977-78	35-35	135-344	39.2	23-35	69.0	152-4.3	293.8.4	-	60	
1978-79	29-27	112-284	39.4	31-40	77.5	136-4.7	255-8.8	52	52	
Career: Complete career stats not available										





29. TEDRA EBERHART (5-11, GUARD/FORWARD, 1991-94) - 1,071

Year	GP/GS	FG-FGA	PCT	3P-3PA	PCT	FT-FTA	PCT	REB-AVG	PTS-AVG	Blocks	Steals	Assists
1990-91	29-0	55-131	42.0	–	–	19-24	79.2	73-2.5	130-4.5	7	23	16
1991-92	29-1	77-173	44.5	–	–	38-51	74.5	84-2.9	211-7.3	4	38	15
1992-93	27-26	103-262	39.3	–	–	51-84	60.7	150-5.6	270-10.0	7	57	44
1993-94	28-28	168-367	45.8	38-101	37.6	86-113	76.1	180-6.4	460-16.4	11	70	64
Career	113-55	458-933	49.0	38-101	37.6	194-272	71.0	487-4.3	1071-9.5	29	188	139



30. KIM DENKINS (6-3, CENTER, 1995-98) - 1,057

Year	GP/GS	FG-FGA	PCT	FT-FTA	PCT	REB-AVG	PTS-AVG	Blocks	Steals	Assists
1994-95	27-9	56-131	42.7	35-48	72.9	142-5.3	147-5.4	16	25	17
1995-96	27-27	159-310	51.3	99-138	71.7	242-9.0	417-15.4	15	30	23
1996-97	25-21	88-199	44.2	71-94	75.5	193-7.7	247-9.9	13	25	31
1997-98	28-20	91-173	52.6	64-88	72.7	185-6.6	246-8.8	22	28	24
Career	107-77	394-813	48.0	269-368	73.0	762-7.1	1057-9.9	66	108	95



31. DEBBIE MILLER (6-1, GUARD, 1984-87) - 1,031

Year	GP/GS	FG-FGA	PCT	FT-FTA	PCT	REB-AVG	PTS-AVG	Blocks	Steals	Assists
1983-84	24-0	24-46	52.1	21-25	84.0	74-3.0	69-2.9	2	9	11
1984-85	28-27	73-149	49.0	53-66	80.3	151-5.4	199-7.1	22	30	29
1985-86	29-23	138-229	60.3	84-108	77.8	168-5.8	360-12.4	20	36	16
1986-87	28-28	161-275	58.5	81-101	80.2	223-8.0	403-14.4	22	37	27
Career	109-78	396-699	56.0	239-300	79.0	616-5.7	1031-8.5	66	112	83



32. JANE THOMPSON (5-7, POINT GUARD, 2013-2016) - 1,024

Year	GP/GS	FG-FGA	PCT	3P-3PA	PCT	FT-FTA	PCT	REB-AVG	PTS-AVG	Blocks	Steals	Assists
2012-13	34-0	47-136	.346	12-40	.300	30-42	.714	33-1.0	136-4.0	1	21	31
2013-14	35-33	107-270	.396	15-58	.259	71-108	.657	73-2.1	300-8.6	1	39	107
2014-15	17-17	56-149	.376	9-31	.290	50-64	.781	78-2.4	171-10.1	3	29	52
2015-16	33-32	145-363	.399	56-144	.389	71-86	.826	78-2.4	417-12.6	3	35	157
Career	119-82	355-918	.387	92-273	.337	222-300	.740	232-1.9	1024-8.6	8	124	347



33. LAURA MEADOWS (6-3, FORWARD/GUARD, 1998-2000) - 1,024

Year	GP/GS	FG-FGA	PCT	3P-3PA	PCT	FT-FTA	PCT	REB-AVG	PTS-AVG	Blocks	Steals	Assists
1997-98	28-27	114-329	.347	43-129	.333	39-54	.722	162-5.8	310-11.1	35	47	93
1998-99	32-32	147-339	.434	31-94	.330	67-97	.691	195-6.1	392-12.3	33	42	93
1999-2000	29-21	140-271	.517	3-15	.200	39-68	.574	188-6.5	322-11.1	27	39	62
Career	89-80	401-939	.427	77-238	.324	145-219	.662	545-6.1	1024-11.5	95	128	248



34. SANDY HARDING (5-10, GUARD, 1984-87) - 1,023

Year	GP/GS	FG-FGA	PCT	FT-FTA	PCT	REB-AVG	PTS-AVG	Steals	Assists
1983-84	28-27	76-158	48.1	27-38	71.0	71-2.5	179-6.4	55	168
1984-85	27-25	84-181	46.4	60-74	81.1	58-2.1	228-8.4	52	170
1985-86	28-25	114-229	49.8	37-45	82.2	63-2.2	265-9.5	53	183
1986-87	28-28	151-287	52.6	49-67	73.1	99-3.5	351-12.5	64	185
Career	111-105	425-855	49.0	173-224	77.0	291-2.6	1023-9.2	224	70

KENTUCKY WOMEN'S BASKETBALL TIMELINE

Kentucky women's basketball has been recognized as having a spirited and winning tradition. It was in the early 1900s that women began playing the new game on "Miss Nettie's Lawn" in Lexington ... and so the tradition continues.

1902 — The very first University of Kentucky basketball team was organized. Women's basketball begins on the UK campus with its first game on Feb. 21, 1903.

1904 — C.P. St. John coached the 1904 team, leading it to a 2-0 record with victories vs. Georgetown (14-10) and Jessamine Female Institute (28-1).



1906 — The 1906 UK women's basketball team, then known as Kentucky State College. The team, coached by Thomson Bryant, played only one game vs. Georgetown and fell, 15-14.

1924 — The 1924 team, coached by Bart Peak, swept its 10-game schedule and claimed not only the championship of Kentucky, but the championship of the South.

1902

1903

1904

1906

1924

1974

1924 — The University Senate passed a bill to abolish women's basketball in part because according to state politicians basketball had proven to be a strenuous sport for boys and therefore was too strenuous for girls.

1974 — After a 50-year absence, at the turn of the 70s, women's teams at UK once again began playing intercollegiate games.



1903 — The 1903 UK women's basketball team was coached by Jane Todd Watson, finishing 1-0 by defeating KU (now Transylvania), 16-10.

1974 — Sue Feamster coached UK from 1971-74 before it gained varsity status in 1974. Women's basketball finally reached varsity status and the team is given the nickname "Lady Cats."




1976 — Feamster handed over the coaching reins to Debbie Yow, who compiled a 79-40 record in four seasons from 1976-1980. In 1979, Yow recruited Valerie Still, Patty Jo Hedges and Lea Wise, one of the best recruiting classes in UK women's basketball history.



1980 — Terry Hall arrived at UK in 1980 and was named the Kentucky Women's Intercollegiate Conference Coach of the Year in her first season at UK.

1983 — With the talented trio of Hedges, Still and Wise, Kentucky was ranked fourth twice during the '82-83 season and broke the national record for attendance at a women's collegiate game when 10,622 fans saw the Cats defeat Old Dominion, 80-66, in Memorial Coliseum on Feb. 5, 1983.



1977 — Lady Kat starting center Pam Browning became an All-American and compiled 1,598 points in her collegiate career. She ranks as the sixth-leading scorer at UK to this day.

1976

1977

1979

1980

1982


1983

1979 — The Lady Kats upset second-ranked Tennessee, 66-64, before 4,500 fans in Memorial Coliseum. The attendance got a big boost when the much-anticipated game between the school's men's teams later that evening was canceled because of snow.



1982 — The Cats captured the SEC Tournament title for the first time in school history with an 80-74 victory over Tennessee. Following the game, the huge home crowd stormed the court in a celebration that lasted nearly 30 minutes.

1982 — Lea Wise hit 15-of-16 outside shots against Illinois in an NCAA playoff game, helping the Cats win, 88-80. Wise, a Lexington product, also led the team in autograph and photo requests because of her flashy and productive court play and her resemblance to actress Farrah Fawcett.





1983 — Valerie Still became the all-time leading scorer (among men and women) in Kentucky basketball history with 2,763 points in 119 games, a record that still stands.

1983

1986

1986 — Kentucky served as the host to the NCAA women's Final Four in Rupp Arena.

1987 — Sharon Fanning is named the fourth head coach of the Lady Kats.



1987

1987 — The three-point goal is introduced to the women's game, proving to be an integral part of Kentucky basketball history for years to come.


1990

1990 — Under third-year coach Sharon Fanning, UK compiled a 23-8 record, edged into the top 25, and won three tournament titles, including an 85-76 come-from-behind victory over Toledo in the NWIT Championship.



1991 — UK scores one of the biggest upsets in the program's history with a 67-66 victory over intrastate rival and eventual NCAA runner-up Western Kentucky in Bowling Green.

1991



1991 — Kristi Cushenberry became a member of UK's 1,000-point club in 1991 and currently ranks 14th on the all-time scoring list.

1991 — One year after winning the NWIT, UK made its first NCAA appearance since 1985-86.



1993 — UK re-enters the AP Poll at No. 24 after claiming the Lady Kat Invitational title.

1995 — Bernadette Locke-Mattox is chosen as the fifth head coach of the Cats.



1995 — Stacey Reed graduates after four successful seasons at UK, leading the Cats in scoring both her junior and senior seasons, and assists and steals during all four years at Kentucky. Reed also broke UK's all-time career steals record with 309.



1999 — The Cats shucked the Nebraska Cornhuskers, 98-92, in the first round of the 1999 NCAA Tournament West Region in Los Angeles, Calif. UK scored a record-breaking 64 second-half points.

1996 — Kim Denkins was an All-SEC selection as a sophomore and now ranks No. 21 on the all-time scoring list.

1998 — Mattox is chosen to be an assistant coach for the USA Basketball World Championship team.

1991

1993

1995


1996

1998

1999



1991 — Togetherness proved to be a successful formula as UK posted a 20-9 record and made its first appearance in the NCAA Tournament since 1985-86.



1999 — Erica Jackson led the Cats in both assists and steals in her two seasons as a Wildcat.



1998 — Jaye Barnes led the Cats in scoring in 1998.



1999 — The Cats turned heads by charting more than 20 wins for the first time in nine years and defeating three ranked opponents. After reaching the semifinals of the SEC Tournament, the Cats beat Nebraska in the first round of the NCAA Tournament before falling to UCLA in the second round.



2000 — Shantia Owens becomes the first player from UK to be taken in the WNBA draft, selected 53rd by the Phoenix Mercury.

2000 — Tiffany Wait broke a school record for most games played with 122, also surpassing Jodie Whitaker on the Cats' all-time scoring list with 1,445 points. She currently ranks 12th.



2003 — Valerie Still's jersey is retired at halftime of the UK-Alabama game at Memorial Coliseum, marking the first time in school history that a woman's jersey was retired.

2003 — Within months of her hire, Mickie DeMoss and her staff hit the recruiting trail and signed one of the most highly touted recruiting classes in school history. Many dubbed the 6th-ranked class as the "Fab Five".



2000

2001

2003

2004

2001 — The Wildcats took a summer tour of France and Switzerland and returned home with an unblemished 5-0 record.

2004 — Kentucky celebrates 30 years of varsity women's basketball.



2003 — After 18 seasons as an assistant coach at Tennessee, Mickie DeMoss is named the sixth head coach of the UK women's basketball team.

2004 — Senior and Kentucky native Selia "SeSe" Helm ended her UK career etched in the record book in three different categories: scoring (5th), rebounding (8th) and field goals (3rd).



2004 — Enthusiasm generated by the hiring of the wildly popular Mickie DeMoss, combined with a brilliant and well-funded marketing plan, resulted in a staggering fan craze. Kentucky fans bought tickets at an unprecedented rate. UK ranked No. 1 nationally in increased attendance (3,488 more than the 2002-03 average), ranked No. 2 (behind perennial power Tennessee) in Southeastern Conference attendance, and was 16th nationally (5,182) in attendance average.



2005 — Freshman center Sarah Elliott scored a team-high 15 points to lead UK to a 71-63 win over 18th-ranked Georgia in Rupp Arena. It was UK Hoops' first win over a ranked opponent in five seasons and the first under second-year coach Mickie DeMoss. Elliott was named SEC Freshman of the Week after that performance, the first freshman to receive the honor in Wildcat history.

2005 — UK Coach Mickie DeMoss makes her first return to Thompson-Boling Arena in Knoxville, Tenn., where she first made a name for herself as a coach. DeMoss is presented with a glass vase by UT Coach Pat Summitt before a standing ovation.



2005 — UK completed the longest postseason run in school history by advancing to the 2005 WNIT final four. Sara Potts, who averaged 27.8 points per game during the four-game run was named to the All-Tournament team.

2004


2004 — UK set new season attendance records in 2003-04, averaging 5,182 fans per game.



2005 — Sara Potts concluded her illustrious career as the only player in UK women's basketball history to hit 200 or more 3-pointers in a career. She currently ranks eighth on the all-time scoring list (1,563 points).

2005

2005 — For the second consecutive season, the Wildcats broke the school's attendance record. A total of 90,663 fans passed through the turnstiles during the 2004-05 season, smashing the school's previous single-season attendance total of 72,553 set during the 2003-04 campaign.



2005 — Valerie Still was inducted into the charter class in the newly created UK Athletics Hall of Fame. She was the only female of the 88 inductees.



2006 — The Wildcats were ranked 21st in The Associated Press and 23rd in the USA Today/ESPN Coaches Poll for one week. UK's No. 21 ranking marked the highest ranking in the AP poll since receiving a No. 19 position on Feb. 10, 1985.



2006 — Kentucky became just the fourth unranked team in the history of NCAA women's basketball to knock off a No. 1 team when the Cats defeated top-ranked Tennessee, 66-63, on Jan. 26, 2006—Junior Jenny Pfeiffer led the Cats in scoring with 16 points, including 7-of-7 free-throws. Pfeiffer nailed the game-winning free-throws with 14.8 seconds remaining and junior Nastassia Alcius added two charity shots in the waning seconds of the game to ice the victory. It was Kentucky's first win over the Lady Vols in 20 years.



2006



2006 — A then school-record attendance of 13,689 fans witnessed Kentucky upset No. 1 Tennessee in Rupp Arena.

2006 — DeMoss piloted a team that went from winning a combined 20 games in the two years prior to her arrival in 2003, to a record-breaking regular season that included the most wins (22) since 1989-90, the most conference wins in school history (nine), the highest conference finish (fourth) in 23 years, an appearance in the SEC Tournament semifinals for the first time in seven years, and UK's first bid in the NCAA Tournament in seven years with its highest seed (fifth) since 1983.



2006 — Sophomore Samantha Mahoney was Kentucky's leading scorer in 2005-06, averaging 11.9 ppg. She currently ranks fifth on UK's all-time scoring list with 1,601 career points.



2006 — DeMoss was named the SEC Coach of the Year by the SEC coaches and The Associated Press, UK's first in school history.



2007 — During halftime of the UK vs. Ole Miss game on Jan. 17, a special ceremony took place as 571 fallen soldiers from Kentucky were honored. Since its completion in 1950, Memorial Coliseum has borne the names of thousands of Kentucky's war dead. But the lists of names — framed and hung on the walls of the ramps along two sides of the coliseum — had not been updated since the end of the Vietnam War. Their names were added to those of their predecessors during the ceremony. A season-high 7,565 fans and family members of the fallen soldiers witnessed the special event in Memorial Coliseum.



2007 — Coach Matthew Mitchell earned his first win as the head coach at Kentucky when the Wildcats defeated USC-Upstate in the season opener, 74-59, on Nov. 10, 2007.

2007 — After four seasons at the helm, Mickie DeMoss resigned April 11 as head coach. She compiled an overall record of 71-56 at Kentucky, including a 20-14 mark during the 2006-07 season.



2007 — Matthew Mitchell was named the seventh head coach in UK Hoops history on April 23, 2007. He was welcomed by UK President Dr. Lee T. Todd, Jr. and Athletics Director Mitch Barnhart.

2008 — Kentucky charted eight wins during regular season Southeastern Conference play, marking the second-most league wins in school history. In his first season as head coach of the Wildcats, Matthew Mitchell's eight SEC wins were the most conference wins by a first-year head coach in UK Hoops history.

2007

2008



2007 — Jennifer Humphrey pulled down 964 career rebounds, becoming just the second Wildcat in UK history to chart over 900 rebounds in a career. Former All-American Valerie Still (1,525 rebounds) is the other Wildcat to accomplish the feat.

2008 — A school-record five Wildcats earned postseason SEC honors. Samantha Mahoney and Sarah Elliott were named to the second team, Victoria Dunlap and Amber Smith were selected to the All-Freshman Team and Chelsea Chowning was named the SEC Scholar Athlete of the Year. Elliott and Mahoney also were named honorable mention All-SEC by The Associated Press.

2008 — Chelsea Chowning became the first women's basketball player in school history to earn Academic All-America honors when she was named to the 2008 ESPN The Magazine Academic All-America Third Team as selected by the College Sports Information Directors of America (CoSIDA).



2008 — The Wildcats participated in a school-record fourth consecutive postseason tournament with a quarterfinals finish in the WNIT. UK received a first-round bye and defeated Middle Tennessee and James Madison in Memorial Coliseum before narrowly falling to eventual champion Marquette in the quarterfinals in Lexington.



2008 — Samantha Mahoney scored a career-high 30 points in the post-season WNIT vs. James Madison and become UK's third all-time leading scorer. She ended her illustrious career with 1,601 points.



2008 — Senior center Sarah Elliott became UK's all-time leading blocker. She holds the school record for blocks in a game (6), season (56), and career (195).

2009 — Kentucky defeated No. 13/19 Tennessee, 66-56, on Feb. 19, 2009. It marked the Cats' first win over the Lady Vols in Memorial Coliseum in 23 years (Jan. 24, 1986).



2009 — Senior Carly Ormerod ended her illustrious career ranked on several career lists including, 3-pointers made (8th - 101), 3-pointers attempted (7th - 315), 3-pt field goal percentage (10th - .321) and assists per game (9th - 2.92).

2009 — Sophomore Victoria Dunlap totaled a team-high 290 rebounds which ranks seventh on UK's single-season rebounding list.

2009 — Senior center Eleia Roddy recorded 12 double-doubles during her senior season. With seven consecutive double-doubles, she became just the fourth player in school history and first since Jocelyn Mills in 1991 to record double-doubles in four or more straight games. She and former UK All-American Valerie Still are the only players in school history to have recorded five or more consecutive double-doubles.

2009

2008 — Seniors Chanté Bowman, Sarah Elliott, and Samantha Mahoney will forever leave a mark on the program as they helped UK appear in four straight postseason tournaments and ink several "firsts" in UK Hoops history in their four-year career.



2009 — UK was the only school in the SEC to boast two or more graduates on its roster (Carly Ormerod and Eleia Roddy) during the 2008-09 season. Ormerod graduated an entire year early while Roddy graduated a semester ahead of schedule.

2009 — Matthew Mitchell became the first Kentucky head coach since Terry Hall in the 80-81 & 81-82 seasons to advance to postseason in the first two years at the helm.



2009 — UK opened “Year Three” of the Matthew Mitchell era with the first game of the women’s collegiate basketball season against first-time opponent Boston in Memorial Coliseum. The Cats went on to win 92-58, the first of a school-record tying 11 straight wins to start the 2009-10 season.



2010 — Hardly on anyone’s radar in the preseason, UK quickly caught the rapt attention of Wildcat fans and foes alike on its way to rolling up a school-record 28 wins, including 11 in conference play, reaching the finals of the SEC Tournament and advancing to the NCAA Regional finals.



2010 — UK, which received a No. 4 seed, advanced to the NCAA Elite Eight for just the second time in program history after upsetting top-seeded and ninth-ranked Nebraska in the Sweet 16.

2009 — UK defeated intrastate rival Louisville, 101-67, in front of the eighth-largest crowd in Memorial Coliseum. The Cats set the school record for free throws made (36) and attempted (52) in a game.

2010 — Kentucky made its school-record sixth consecutive postseason appearance with their seventh overall bid to the NCAA Tournament.

2010 — UK finished with a national ranking of ninth in the USA Today/ESPN Coaches Poll and 19th in the AP poll.

2009

2010

2010 — The Cats went undefeated at home (17-0) for just the second time in school history. The 17 wins in Memorial Coliseum were a school record.



2010 — Junior Victoria Dunlap was named UK’s first SEC Player of the Year by the AP and league coaches. She also became just the second player in UK history to earn State Farm/WBCA (formerly Kodak) All-America honors, joining three-time All-American Valerie Still.

2010 — Freshman guard A’dia Mathies was named UK’s first SEC Freshman of the Year by the league coaches. She also earned Full-Court Press Second Team Freshman All-America honors and was Second Team All-SEC as well as being a unanimous choice for the All-SEC Freshman Team.

2010 — UK ranked among the top 20 in four different team categories in the NCAA statistical rankings, including third nationally in turnover margin (+7.33).



2010 — UK became just the second school in SEC history to sweep all three of the major SEC awards as Victoria Dunlap was SEC Player of the Year, A’dia Mathies was SEC Freshman of the Year and Matthew Mitchell was named SEC Coach of the Year. Tennessee did it prior to its 1998 national title.



2011 — The Wildcats charted their second straight 20-win season, marking the first time UK accomplished that feat since the 2005-06 and 2006-07 seasons.

2011 — UK finished second in the SEC regular season and was runner-up in the SEC Tournament for the second straight season.

2011 — The Wildcats made their school-record seventh consecutive postseason appearance with a second-round finish in the NCAA Tournament. It marked UK's first back-to-back NCAA appearances since the 1982-83 seasons.



2011 — Victoria Dunlap was the highest pick in the WNBA Draft in school history when she was selected in the first round as the 11th overall pick by the Washington Mystics in 2011.

2011



2011 — The Cats finished No. 17 in the final AP poll and No. 16 in final USA Today/ESPN coaches' poll. It marked the highest final AP ranking since the Wildcats finished 11th in 1983.

2011 — Victoria Dunlap ended her career ranked in the top 10 of 14 career lists, including No. 1 in all-time games played and started (133) and No. 2 all-time in scoring (1,846), rebounding (1,099), blocks (178), steals (307), free-throws made (445) and free-throws attempted (714).



2011 — For the first time in three years, the Wildcats returned to Rupp Arena on Dec 8, 2011. The Wildcats looked comfortable in their second home as they upset No. 6/5 Duke, 72-65, in front of a school-record 14,508 fans. Freshmen Bria Goss and Azia Bishop teamed up to combine for 31 points, 14 rebounds, four blocks and four steals on 15-24 shooting from the field. After defeating No. 10/11 Louisville just days before, the Duke win gave the Wildcats their first back-to-back wins over top 10 teams in school history.



2012 — A’dia Mathies turned in one of the most impressive individual performances in UK Hoops history, netting a career-best 34 points to go along with nine rebounds, two assists, two blocks and two steals in Kentucky’s 61-60 win over No. 6/7 Tennessee in Memorial Coliseum. Mathies hit the game winner with 4.2 seconds remaining to snap the Lady Vols’ 36-game SEC winning streak.



2012 — UK earned several postseason SEC honors as Matthew Mitchell was named SEC Coach of the Year by The Associated Press, A’dia Mathies was named SEC Player of the Year (Coaches and AP), Bria Goss was SEC Freshman of the Year (Coaches and AP) and Keyla Snowden was Co-6th Woman of the Year (Coaches). UK is the only SEC school to ever win three consecutive AP SEC Players of the Year honors. Victoria Dunlap was the AP SEC Player of the Year in 2010 and 2011, while Mathies was the 2012 AP SEC Player of the Year.

2012 — UK’s defense, dubbed “40 minutes of dread,” forced a school-record and NCAA-high 939 turnovers. The Cats forced Arkansas-Pine Bluff into a school-record 49 miscues.

2012 — UK tied the school record for wins at 28. The record was set in 2009-10. UK also won a school-record 13 SEC games.



2012 — Kentucky completed one of the most successful seasons in school history with a 28-7 overall record, including an 18-0 mark at home, and an appearance in the Elite Eight for the second time in three years. The Wildcats defeated McNeese State, Green Bay and Gonzaga before falling to No. 3 Connecticut in the NCAA Regional Finals. Samarie Walker was named to the All-Regional Tournament team after averaging 13.3 points and 10.8 rebounds in four NCAA Tournament games.

2012



2012 — A’dia Mathies became the 28th member of UK’s 1,000-point club and was named UK’s third straight SEC Player of the Year.

2012 — Kentucky defeated Mississippi State on Feb. 26, 76-40, giving the Wildcats their school-record 13th conference win and the outright SEC regular season championship, their first since 1982. UK charted an SEC-high 20 steals in the game, while forcing 33 turnovers. Ten players scored at least two points, led by A’dia Mathies and Bernisha Pinkett with 13 points apiece.



2012 — The Cats finished No. 12 in the final AP poll & No. 8 in final USA Today/ESPN coaches’ poll. It marked the highest final AP ranking since finishing 11th in 1983 and the highest final ranking in the coaches’ poll in school history.



2012 — The attendance of 18,488 vs. DePaul in Rupp Arena on Dec. 7, 2012 set a new school record.

2013 — Three players were honored by the SEC, including Mathies, who was named the 2013 SEC Co-Player of the Year along with Tennessee's Meighan Simmons. Stallworth joined Mathies on the All-SEC First Team, while junior forward/center Samarie Walker was named to the All-SEC Second Team and All-Defensive Team. Mathies was also named AP SEC Player of the Year, becoming the first player to win back-to-back SEC Player of the Year honors from the league coaches since Seimone Augustus of LSU earned it in 2005 and 2006.



2013 — A' dia Mathies and Brittany Henderson became the winningest class in school history with a 111-30 (.787) overall record, including a 64-3 (95.5) mark at home, and the first to go to four straight NCAA Tournaments.

2013 — Mathies set UK's all-time steals record with 320. The previous record was 309 by Stacey Reed from 1991-95.

2013

2013 — Coach Matthew Mitchell became UK's all-time winningest coach on March 3 with a 78-65 win over No. 8 Tennessee.



2013 — UK set school records for consecutive wins (17), consecutive home wins (34), 3-point field goals made (240), 3-point field goals attempted (731), blocks (181) and steals (429) in a single season.



2013 — The Wildcats won a school-record 30 games, charted 25-plus wins for a school-record fourth straight season, advanced to the NCAA Tournament for a school-record fourth straight season, including second consecutive Elite Eight appearance and third in the last four seasons.



2013 — Senior A’dia Mathies concluded her outstanding career ranked in the top 10 of 13 career lists, including second in scoring. She became just the fifth player in UK history, men or women, to reach 2,000 career points, joining Wildcat greats Dan Issel (2,138, 1967-70), Kenny “Sky” Walker (2,080, 1982-86), Jack “Goose” Givens (2,038, 1974-78) and UK Hoops’ all-time leading scorer Valerie Still (2,763, 1979-83).



2013 — Mathies was chosen as the 10th overall pick in the WNBA draft by the Los Angeles Sparks, becoming the highest draft pick in school history and UK’s second first-round pick in the last three seasons.

2013 — A school-record 23,706 fans attended UK’s game vs. No. 2 Duke on Dec. 22, 2013, besting the previous high of 18,422 set vs. DePaul on Dec. 7, 2012. The attendance marked the largest crowd ever to see a college women’s hoops game in the Commonwealth and the fifth-largest crowd in NCAA history. It marked the first sellout in Rupp Arena for a women’s basketball and UK’s second sellout of the season. UK’s game vs. Louisville on Dec. 1 in Memorial Coliseum also was a sellout.



2013

2014 — Junior point guard Jennifer O’Neill came off the bench vs. Baylor to net a school-record 43 points on 14-of-31 shooting, netting 33 in the second half and overtime periods. The Co-SEC 6th Woman of the Year led the team in scoring for the season with 12.6 ppg.



2013 — UK ended the regular season at No. 7 in both The Associated Press poll and the 31-member Board of Coaches poll. It marked the highest rankings in the final polls in school history.

2013 — Kentucky won a school-record tying 13 games in South-eastern Conference play and advanced to the SEC Tournament championship game for the third time in the last four years.

2014 — Playing in a double-header with the UK men’s team in the Dallas Cowboys’ AT&T Stadium in Arlington, Texas, the Wildcats defeated Baylor in a four overtime thriller, 133-130. The 263 combined points set a new NCAA record, besting the previous high for a Division I women’s game of 252 points in SMU’s 127-125 win over TCU, also in four overtimes, on Jan. 25, 1997. The Wildcats also won consecutive games against top-10 teams for the first time in school history and set school records for points (133), free-throws made (49) and free-throws attempted (66).





2014 — Junior point guard Jennifer O'Neill scored six of her game-high 24 points in the closing minutes of the game to give No. 18 Kentucky a 75-71 win over No. 8 Tennessee on Feb. 16, marking the Wildcats' first win in Knoxville since 1985 and first-ever win in Thompson-Boling Arena.



2014 — The Wildcats finished 26-9, becoming one of just 10 programs to chart 25 or more wins in five straight seasons.

2014 — With a school-record and NCAA Tournament record 67 rebounds vs. Wright State in the opening round and 38 rebounds vs. Syracuse, UK broke the school record for rebounds in a single season of 1,513, surpassing the 1977-78 team who grabbed 1,426.



2014 — Senior forward DeNesha Stallworth was selected as the 25th overall pick in the 2014 WNBA draft by the Connecticut Sun. She was the fourth Wildcat to be drafted in the WNBA, including third in the last four years.

2014

2014 — Kentucky advanced to its fourth Sweet 16 in the last five years with wins over Wright State and Syracuse in the opening rounds.

2014 — Junior guard Bria Goss set a single-season record for free-throw shooting percentage, netting an SEC-high .901 percent (127-of-141).



2014 — UK averaged a school-record 6,727 fans per game, a mark that ranked ninth nationally. UK also drew 121,089 fans for its 18 home games, the highest total attendance in school history.

2014 — Kentucky charted its fourth-straight victory over intrastate rival Louisville on Dec. 7, including second straight over the Cards in the KFC Yum! Center, 77-68.



2014 — It was another epic battle between Kentucky and Baylor as the Wildcats clawed back from a 14-point, second-half deficit to defeat the Lady Bears in Rupp Arena in front of the school's second-highest crowd in school history (22,075) on Nov. 17.



2014 — Senior Jennifer O'Neill became the 30th member of UK's 1,000-point club on Nov. 17 vs. Baylor. She ended her career at No. 12 (1,449).



2014 — After falling to Illinois in the opening game, UK battled back from nine-point first-half deficits vs. Oklahoma and South Florida to win the 2014 Paradise Jam Reef Division in St. Thomas, Virgin Islands. Sophomore guard Makayla Epps was named Most Valuable Player of the round-robin event, while senior guard Jennifer O'Neill was named to the All-Tournament Team.

2014 — Kentucky's 367-game streak with a 3-pointer came to an end vs. Illinois (0-of-6) on Nov. 27, 2014.

2014 — Kentucky charted its fourth-straight victory over intrastate rival Louisville on Dec. 7, including second straight over the Cards in the KFC Yum! Center, 77-68.

2015 — UK ranked seventh nationally in average attendance with 6,379 fans per game, its second straight season in the top 10 and the highest since leading the nation in 1982-83.

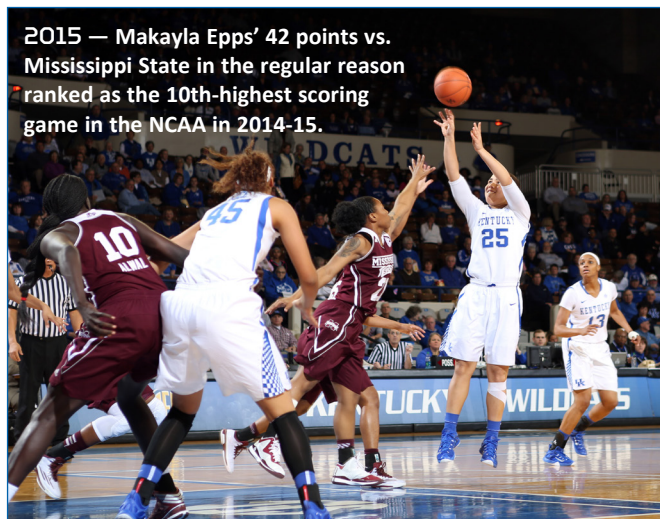
2014

2014 — Kentucky's 367-game streak with a 3-pointer came to an end vs. Illinois (0-of-6) on Nov. 27, 2014.

2015 — Senior guard Bria Goss was named to the Allstate Women's Basketball Coaches Association Good Works Team, one of 10 student-athletes; five from the NCAA® Division I and five from NCAA Divisions II, III and the NAIA. She was the second Wildcat to be named to the team as Kastine Evans was honored in 2014.



2015 — Makayla Epps' 42 points vs. Mississippi State in the regular season ranked as the 10th-highest scoring game in the NCAA in 2014-15.



2015 — UK's four seniors (Azia Bishop, Bria Goss, Jennifer O'Neill and Jelleah Sidney) became the winningest class in school history with 108 wins.

2015 — UK won 20-plus games for a school-record sixth straight season.

2015



2015 — Standing at just 5-foot-8, Linnae Harper was the shortest player to lead UK in rebounding in school history. She also was the only player in the nation to stand at 5-8 or under and average more than 7.0 rpg. She became the first guard to grab a team-high rebounding mark since Stacey Reed in 1994-95 and all seven of her career double-doubles came this season, including four in SEC play.



2015 — Four Wildcats earned SEC postseason awards as senior guard Jennifer O'Neill was SEC Sixth Woman of the Year for the second straight season, and was named to the All-SEC Second Team. Sophomore point guard Makayla Epps was an All-SEC First Team selection, while fellow sophomore Linnae Harper was named to the All-SEC Defensive Team. Freshman forward/center Alexis Jennings was named to the SEC All-Freshman Team.



2015 — UK snapped a three-game losing skid to USC and defeated No. 2 South Carolina on Senior Day, 67-56. The Cats held USC to a season-low 32.3 percent shooting, marking UK's first win over the nation's No. 2 team. Senior Jennifer O'Neill led the team with 15 points and eight rebounds.

2015



2015 — Kentucky was selected to host the First and Second Rounds of the NCAA Tournament in Memorial Coliseum for the second straight season. The Cats defeated Tennessee State before falling to Dayton in the second round.

2015 — The Cats finished No. 11 in the final AP poll and No. 16 in the final USA Today Sports coaches' poll. The rankings continued UK's school record streak of being ranked. UK was one of three programs (the others are Maryland and Notre Dame) to have both its men's and women's basketball teams ranked in top 15 of the AP poll.



2015 — Kentucky started its 2015-16 season with 11 straight wins, including defeating several ranked teams during that stretch in No. 15/15 Arizona State, No. 13/11 Duke and Louisville, who was receiving votes at the time UK played them. UK's 11-0 start was the first time the Wildcats have started a season 11-0 since 2013-14. UK has only had two other seasons in which it started out with 11 consecutive victories (2009-10, 2013-14). All three are under Mitchell.



2015

Nov. 18, 2015— Makayla Epps scored 21 points with 11 rebounds and 12 assists against Morehead State on Nov. 18, 2015 to record the second triple-double in program history. The first triple-double was Feb. 14, 1986 when Leslie Nichols scored 18 points with 13 rebounds and 11 steals. Epps' triple-double is the first of the points-rebounds-assists variety.



2016 — Makayla Epps became the 31st player in school history to reach 1,000 career points on Thursday, Feb. 4 when Kentucky played at South Carolina.

2016

2016 — UK not only hosted the first and second rounds of the NCAA Tournament inside Memorial Coliseum in 2016, but Rupp Arena hosted an NCAA Regional in 2016 and the Wildcats were selected to play in the Lexington Regional. UK fell to Washington in the Sweet 16, however, Rupp Arena will also host an NCAA Regional in 2017 and 2018.



UK ranked 8th in the nation in average attendance with 6,454 — 2016 fans per game. It was the second-best mark in program history.

2015 — Matthew Mitchell won his 200th game at UK on Nov. 29 vs. Jackson State when the Wildcats def. JSU 92-24 in Memorial Coliseum.

2016 — Jancee Thompson scored 16 points against Oklahoma in the second round of the NCAA Tournament to become the 32nd player in program history to reach 1,000 career points.





2016 — Senior forward Evelyn Akhator started the 2016-17 season off in style with four straight double-doubles becoming only the sixth player in program history to record four straight double-doubles in a single season. Akhator ended her career with 31 double-doubles to rank tied for third most in program history overall. She also ended her career second all-time in rebounding average (10.1) and eighth all-time in scoring average (13.7).



2016 — Behind 30 points from Makayla Epps and an impressive team field-goal percentage of .492 the Wildcats took down No. 12 Oklahoma inside Memorial Coliseum as part of the SEC/Big 12 Challenge.



2017 — Kentucky was tabbed a No. 4 seed in the 2017 NCAA Tournament, marking its school-record eighth straight appearance in the event. UK was also selected to host the first and second rounds inside Memorial Coliseum for the fourth straight season.



2017


Makayla Epps ended her UK career with 1,790 points, which ranked fifth most in program history.



2017 — #ONE to Remember: Behind seniors Makayla Epps and Evelyn Akhator, UK defeated No. 3 Mississippi State on Senior Night inside Memorial Coliseum. The seniors scored 28 of the team's final 30 points, including an offensive putback by Epps with seconds left in overtime. The win was Kentucky's eighth straight win on Senior Night and the second time in the last three seasons that UK has defeated a top-three team on Senior Night.



2018 — Three impressive wins over South Florida, UCLA and North Carolina gave the Wildcats the 2019 Paradise Jam championship and set the tone throughout the nation that the Wildcats were back in a big way.



2019 — Kentucky returned to the NCAA Tournament after a year absence and earned the No. 6 seed in the Greensboro region. UK defeated Princeton in the first round before falling to NC State in Raleigh, N.C.



2019



March 2019— Rhyne Howard busted onto the national scene by becoming the unanimous national freshman of the year after earning the honor from the USBWA, WBCA and espnW. Howard became only the second freshman in program history to lead the Wildcats in scoring and rebounding, joining former UK All-American Valerie Still. Howard earned SEC Freshman of the Week honors a league-record eight times during the season.



2019 — Valerie Still became the first Kentucky women's basketball player to be inducted into the WBB Hall of Fame. Ceal Barry and Mickie DeMoss were inducted in the 2018 class. Barry played at UK but was inducted because of her coaching career.



/KentuckyWBB



@KentuckyWBB





MEDIA POLICIES AND PROCEDURES

CREDENTIAL REQUESTS

Current season credentials previously issued for football and/or men's basketball, will be accepted for use in covering home Kentucky women's basketball games. If you do not have season credentials for football or men's basketball but wish to cover UK WBB throughout the season, e-mail your season credential requests to: **Evan Crane**

Associate Director of Media Relations
e-mail: wesley.crane@uky.edu

SEC CREDENTIAL POLICY

By accepting or using a media credential ("Credential") for access to any game or athletic contest sponsored or hosted by the Southeastern Conference (the "SEC") or by any one or more of its member institutions (herein an "Event" or the "Events") each person and entity issued such a Credential (herein referred to, along with the employer of each such person, collectively as a "Bearer") agrees to the following terms and conditions:

GENERAL

Each Bearer must be and hereby represents that he or she is acting on a specific assignment for an accredited media agency and has a legitimate working function in connection with the Event attended. The Credential is not transferable and may be revoked at any time.

The rights and privileges granted to Bearer may be terminated if any term or condition for use of the Credential is breached. The unauthorized use of the Credential subjects the Bearer to ejection from the Event.

While within the Event venue, Bearer shall, at all times, adhere to the policies in place for the Event, abide by and respect access limitations, and accept and follow directions provided by the SEC or the SEC member institution(s) hosting the Event.

Bearer assumes all risks incidental to the performance by the Bearer of Bearer's services in connection with the Event and assumes all risks incidental to each Event, whether occurring before, during or after the actual playing of the Event, and agrees that the SEC, its member institutions, and their respective agents, employees, directors, officers, student-athletes, coaches, and contractors shall not be liable for bodily injury, property damage or theft losses suffered or incurred by Bearer at the Event.

Bearer understands that sports contests are physical, and that in the normal course of play it is possible for balls, players, or other objects to leave the court, track, course, or

field of play and impact spectators. Bearer hereby waives and releases any and all Claims (as defined below) against the SEC and its member institutions arising directly or indirectly from any such injury, including those attributable to their negligence or that of their agents.

In the event that the name or likeness of Bearer is included in any broadcast, telecast, photograph, film, video or other media taken in connection with any Event, Bearer grants the SEC (or, if the media is controlled by a SEC member, grants such SEC member) the nonexclusive, transferable, perpetual right and license to use (and to sub-license the use of) such name and likeness in any media worldwide whether now known or thereafter devised.

Bearer agrees to indemnify and save harmless the SEC, its member institutions, and their respective agents, employees, directors, officers, student-athletes, coaches, and contractors, of and from any and all claims, liabilities, demands and causes of action asserted by persons and entities other than the SEC and its member institutions (jointly "Claims") arising out of any act or omission, or anything done or purported to have been done, by Bearer, including but not limited to Claims arising from Bearer's breach of any term or condition hereof. With respect to any Claim that might give rise to liability of the Bearer as an indemnitor, the indemnified party shall: (a) have the right to fully participate in the litigation of such claim with counsel selected by the indemnified party at the sole expense of the Bearer, and (b) not be obligated, without its consent, to participate in any settlement of such Claim.

SEC REAL-TIME INTERNET POLICY

By acceptance and use of an SEC media credential, the holder agrees to the following conditions for any and all athletic events hosted by the SEC and its member institutions:

1. The SEC and its member institutions grant a media organization a limited license to use certain gathered information on the media organization's own Internet or online site beginning at the start of an athletic event and up to the conclusion of such event, all subject to the following limitations and conditions:
 - (a) No more than 10 still photographs may be used for news coverage of the game and other editorial purposes during the event.

- (b) Video tape may only be shown as part of a single, non-archived, online "simulcast" of a television station's regularly-scheduled news program.

- (c) While a game is in progress, the use of textual statistical information is time-delayed and limited in amount (e.g., updates pertaining to score, injuries and national, conference or institutional record-breaking performances, a condensed halftime story) so that an organization's Internet or online game coverage does not undercut the authorized and rights-paying fee organization's rights to play-by-play accounts of the game and/or exclusivity as to such rights.

2. Any proposed media use on an Internet or online sight of the game information that is more detailed and/or more than described above will require separate written authorization by the SEC and/or its member institutions. However, such written authorization will not permit the use of game information in entertainment contexts and will not authorize game coverage that, due to immediacy or detail, constitutes or approaches a play-by-play account of a game.

3. Should any of these conditions be breached, the SEC and/or its member institutions will issue a written warning for the first violation. If this violation occurs during the last game of the institutions' regularly-scheduled season, the media organization may not be credentialed for the SEC Tournament. A second violation of this policy will result in revocation of credentials to cover future basketball games hosted by the SEC and/or its member institutions.

MEDIA SERVICES

Interview Policies-General — All interviews with Kentucky women's basketball players or staff members must be arranged through the Media Relations office. Media should never contact a player or coach directly. In accordance with NCAA time management legislation, player interview requests must be submitted by Sunday at noon for the following week. Team locker rooms, and other team quarters are private team areas. Media members are not permitted in these areas unless accompanied by appropriate University personnel.



MEDIA POLICIES AND PROCEDURES

Practice — Practice will be in the afternoons during the fall semester on the women's court of the Joe Craft Center. Media planning to attend practice should call in advance due to changing practice schedules during the season. Player and coaches interviews can be conducted prior to or following each practice. Game day practices are closed to the media.

News Conference — Coach Mitchell and selected players meet with members of the media in the Memorial Coliseum media room at schedule times to be announced.

Telephone Player Interviews — Request telephone interviews by Sunday at noon through the Media Relations office. Telephone requests will be returned when players' schedules allow.

Postgame Interviews — Selected players and both head coaches will be available to the media following a 10-minute cooling off period at the end of the game in the Memorial Coliseum media room.

Approximately 10 minutes after the game ends, Coach Mitchell conducts his postgame press conference while a player is taken to the UK Sports Radio Network. Following the visiting team's press conference and Coach Mitchell's press conference, selected UK players are brought to the media interview room.

SIDs from each school should be asked to coordinate any other interview requests.

Quotes will be available for all working media in the UK Media Relations Office and on the official UK website, UKAthletics.com.

UKathletics.com — The official Web site for University of Kentucky Athletics is updated 24 hours before each game with the latest game notes and quotes from Coach Mitchell and selected players.

Following each game, the site will post a game box score with summary, postgame quotes and notes from all home games and updated season statistics.

Radio/TV Rights — Broadcasting rights to UK women's basketball games are assigned exclusively to the UK Sports Network. Contact Darren Headrick, network coordinator, for questions. Two phone lines and an ISDN line are provided for visiting radio on press row.

Video Highlights/Feeds — UK Video Services can provide highlight footage of most UK games. Contact Greg Gorham at (859) 257-9863 to request assistance. Video high-

light feeds for non-televised games will be announced prior the games.

GAME DAY MEDIA SERVICES

Media Parking — A limited number of parking spaces are available in the back of Memorial Coliseum off Rose Street and College Blvd. Requests for parking should be made when submitting press and/or photo credential requests.

Media Entrance/Will Call — The media entrance is located in the back of Memorial Coliseum (behind Papa John's and Qdoba Mexican Grill). The entrance is marked MEDIA ROOM. Credentials are not available at the public Will Call window on Euclid Avenue and will not be mailed.

Media Room — The media room is located in Memorial Coliseum and can be accessed through the hallway on the press row side of the Coliseum. Working facilities, with electrical outlets and a limited number of telephones, are available.

Media Services — The University of Kentucky uses a computerized statistics system. Working media will receive:

- Game program and notes
- Halftime statistics
- Final statistics
- Complete play-by-play
- Shot charts
- Coach and player quotes

Wireless Access — Wireless Internet availability has changed across campus at all UK Athletics sporting events. A unique username and password is required to log onto our athletics media wifi. In order to acquire a username and password we must have your correct and personal email address and cell phone number when you request credentials.

Season Credential Holders: You should have received an email prior to the season with your username and password for the new ATHMEDIA Network. This username and password will work for the duration of the season.

Single-Game Credential Holders: You should receive a username and password by Friday of game weeks that allows multiple days of access to the ATHMEDIA network. If you have not received an email from UKY IT Administration by Friday morning of game week with log in information, please email Wesley.Crane@uky.edu.

How to log in with your username and

password: When you arrive at Kroger Field, connect to the ATHMEDIA network. If your Internet browser does not open automatically, open your preferred Internet browser, go to www.uky.edu and type in your unique username and password to connect. This username and password can connect up to three devices. For more information, see a member of UK's Athletics Communication and PR office.

Stats on Your Laptop — The University of Kentucky has partnered with StatBroadcast to provide stats technologies, namely its StatMnitr wireless stat monitors and online media stats, at Kentucky women's basketball home games this season.

To access live game stats on your personal laptop, go to: kentucky.statbroadcast.com. Passwords, if applicable, will be distributed on game day.

Press Row Telephone — Working media not able to attend games at Memorial Coliseum may get score updates by dialing (859) 323-5900 or by logging on to the official website: UKAthletics.com

Photographers — The photo zones are located in each end zone of the playing floor. Some photo spots have been assigned. Because of safety concerns, no shooting is allowed on either sideline. See Chet White/Britney Howard at the site for technical assistance.

KENTUCKY



WOMEN'S BASKETBALL