



ONE

2016-17 WOMEN'S BASKETBALL MEDIA GUIDE



IN THE LAST SEVEN YEARS

KENTUCKY HAS:



- SCHOOL-RECORD **SEVEN** STRAIGHT NCAA TOURNAMENT APPEARANCES
- FIFTEEN** NCAA TOURNAMENT WINS
- FIVE** SWEET 16 APPEARANCES
- THREE** ELITE EIGHT FINISHES
- 186-57** (.765) OVERALL RECORD
- WON AN AVERAGE OF **26.5** GAMES PER SEASON
- RANKED IN THE AP POLL A CURRENT SCHOOL-RECORD **132** STRAIGHT WEEKS
- DEFEATED **39** RANKED TEAMS, INCLUDING **14** IN THE TOP 10
- DEFEATED **18** HIGHER-RANKED TEAMS, INCLUDING **10** IN THE TOP 10
- WON THE **SEC** REGULAR-SEASON TITLE
- 109-13** (.893) HOME RECORD (MEMORIAL COLISEUM AND RUPP ARENA)
- FOUR** SEC PLAYER OF THE YEAR AWARD WINNERS
- TWO** SEC FRESHMAN OF THE YEAR AWARD WINNERS
- TWO** SEC CO-6TH PLAYER OF THE YEAR AND **ONE** SEC 6TH PLAYER OF THE YEAR AWARD WINNERS



ONE

ONE TEAM



WOMEN'S BASKETBALL

TABLE OF CONTENTS

Quick Facts	4
TV/Radio Chart	5
Numerical/Alphabetical Rosters	6

THIS IS KENTUCKY BASKETBALL

Kentucky Basketball	8-11
March Madness	12
Definition of Success	13
Award Winners	14
WNBA Draft Picks/UK in the Pros	15
Nike	16
Impact Leadership	17
Media Exposure	18
Big Blue Madness	19
Travel with the Cats	20
Majors and Colleges	21
Graduates/C.A.T.S	22-23
President Dr. Eli Capilouto and Athletics Director Mitch Barnhart	24
Cats Who Care	25
Memorial Coliseum	26
Rupp Arena	27
Joe Craft Center	28
Living at UK	29
Athletic Trainer	30
Strength and Conditioning	31
Nutrition	32

MEET THE WILDCATS

Senior Evelyn Akhator	34-35
Sophomore Ogechi Anyagaligbo	36
Junior Makenzie Cann	37
Senior Makayla Epps	38-40
Senior Jessica Hardin	41
Sophomore Maci Morris	42-43
Sophomore Taylor Murray	44-45
Junior Rachel Potter	46
Freshman Jaida Roper	47
Junior Alyssa Rice	48-49
Freshman LaShae Halse	50
Freshman Paige Poffenberger	51

COACHING AND SUPPORT STAFF

Head Coach Matthew Mitchell	54-59
Associate Head Coach Kyra Elzy	60-61
Assistant Coach Niya Butts	62-63
Assistant Coach Lin Dunn	64-65
Athletics Support Staff	66-68

2015-16 REVIEW

2015-16 Review	70-73
2015-16 Game-by-Game Results	74
2015-16 Final Stats	75-76
2015-16 Game-by-Game Team Stats	77
2015-16 Superlatives/Team Highs and Lows	78
2015-16 SEC Standings	79
2015-16 Game-by-Game Reviews	80-88
Departed Senior Janee Thompson	89
Departed Senior Ivana Jakubcova	90

RECORDS/HISTORY

Year-by-Year Team Stats	92-94
All-Time Letterwinners	95
All-Time Roster by State	96-97
Cats by the Numbers	98
All-Time Coaches	99
All-Time Assistants	100
All-Time Teams	101-106
Cats in the WNBA/Professional Ranks	107
Cats Represent America	108
Retired Jersey - Valerie Still	109
UK Career Records	110-111
Top-10 Team Season Performances	112
Top-10 Team Single-Game Performances	113
Individual Single-Season Records	114
Individual Single-Game Records	115
Scoring - Total Points	116
Year-by-Year Scoring	117
Field Goals	118
Three-Point Field Goals	119
Free Throws	120
Rebounds	121
Assists	122
Blocks	123
Steals	124
Streaks	125
Miscellaneous Records	126-129
Double-Doubles	129-133
UK Freshman Records	134
Year-by-Year Results	135
All-Time Results	136-144
Records vs. Major Conferences	145
Scores vs. All Opponents	146-150
UK in the National Rankings	151-157
UK in Regular-Season Tournaments	158-160
UK in the SEC	161
UK Records in SEC Tournament	162
UK Records in NCAA Tournament	163
UK NCAA Tournament Game-by-Game	164-165
All-time NCAA Tournament Teams	166-170
UK in the WNIT	171-172
Memorial Coliseum Records	173
Rupp Arena Records	174
Individual Honors	175-177
1,000-point Club	178-182
Kentucky Women's Basketball Timeline	183-200

FOR THE MEDIA

Media Policies/Parking Map	202-203
Following the Cats	204-205
Cats on the Radio/Internet	206
Opponent Media Relations Contacts	207
2015-16 Opponent Quick Facts	208-211
UK Staff by the Numbers	212

To obtain additional copies of the 2016-17 Kentucky Women's Basketball Fact Book, contact the UK Media Relations office at 859-257-3838



CREDITS

The 2016-17 Kentucky Women's Basketball Facts Book was published by the University of Kentucky Athletics Department, Mitch Barnhart, Director.

UK ATHLETICS DEPARTMENT

Joe Craft Center • 338 Lexington Ave.
Lexington, Ky 40506-0604 • 859-257-8000

Written & Compiled

Susan Lax, Evan Crane, Chloe Smith,
Weston Pletcher, Chris Shoals, Metz Camfield, Karlie Kinneer

Editors

Susan Lax, Evan Crane, Chloe Smith,
Guy Ramsey, Chris Shoals

Editorial Assistants

Cory Weigel, Metz Camfield, Kevin Britton,
Sean Cartell, Evan Crane, Melanie Curtsinger,
Rena Vicini, Rachel Smith, Kris Reid

Cover Design and Layout

Matt Taylor

Photography Credits

Pete Camagna, Chet White, Britney Howard, Elliott Hess, Lexington Herald-Leader, WNBA Photo Services, Fernando Medina, Team Coyle (David Coyle, Joseph Rey Au, David Robertson, George Green, Bill Patterson and Ken Weaver), USA Basketball, Chuck Perry, Victoria Graff, AP/Wide World, Kentucky Tourism, UK Public Relations, Susan Lax, Matt Steinke, NCAA, SEC, UK team and coaches

Printing

Welch Printing

Special Thanks

UK Public Relations, Kelley Bozeman
Beth Hanna, Kathy Laws, Molly Mazzolini



The 2016-17 Wildcats

2016-17 KENTUCKY WBB QUICK FACTS

General Information

Location Lexington, Ky.
 Enrollment 30,000
 Founded 1865
 Colors Blue (PMS 286) & White
 Nickname Wildcats
 Conference Southeastern
 Arena Memorial Coliseum (8,000)
 All-Time Record In Arena (Years) 413-149 (.734)
 (41 years-does not include '74-75 season)
 Memorial Coliseum Press Row 859-323-5900
 Joe Craft Center Ticket Office 859-928-CATS
 Web site ukathletics.com
 Twitter/Instagram/Snapchat @KentuckyWBB
 Facebook facebook.com/KentuckyWBB

Administration

President Dr. Eli Capilouto (Alabama, 1971)
 Faculty Rep. Joseph L. Fink III
 (Philadelphia College of Pharmacy & Science, 1970)
 Athletics Director Mitch Barnhart (Ottawa, 1981)
 Senior Woman Admin. Sandy Bell (George Peabody College, 1970)
 Athletics Phone Number (859) 257-8000

Media Relations Information

Basketball Contact Evan Crane (Kentucky, 2010)
 Assistant Media Relations Director
 E-mail wesley.crane@uky.edu
 Twitter @EvanCraneKY
 Office Phone 859-257-8431
 Cell Phone 270-559-8120
 Office Fax 859-323-4310
 Office Address Joe Craft Center, 338 Lexington Avenue
 Lexington, KY 40506-0604
 Assistant Basketball Contact Karlie Kinneer (Iowa State, 2015)
 E-mail Karlie.Kinneer@uky.edu
 Office Phone/Cell Phone: 859-257-3838

Women's Basketball Staff

Head Coach Matthew Mitchell (Mississippi State, 1995)
 Overall Collegiate Coaching Record 249-118 (.678) (12th season)
 Morehead State 30-29 (.508) (2 seasons)
 Kentucky 219-89 (.711) (10th season)
 Associate Head Coach Kyra Elzy (1st season/5th overall at UK)
 (Tennessee 1999, 2001)
 Assistant Coach Niya Butts (1st season/6th overall at UK)
 (Tennessee 2000, Tennessee Tech 2002)
 Assistant Coach Lin Dunn (1st season)
 (UT Martin, 1969)
 Asst. AD/Women's BB Ops Amy Tilley (Kentucky, 2007)
 Staff Support Associate Jennifer Herschee (Kentucky, 1998)
 Staff Support Associate Beth Price (Kentucky, 2006)
 Staff Support Associate Amber Smith (Kentucky, 2011)
 Coaching Video Coordinator: Daniel Boice (Arizona 2014, 2016)
 Creative Director Kim Troxall (SCAD, 1994)
 Trainer Courtney Jones (Purdue, 2001)
 Strength Coach John Spurlock (Hanover College, 2005)
 Nutrition Coach Monica Fowler (Kentucky, 2010)
 Team Physician Dr. Robert Hosey (Virginia Tech, 1989)
 Office Phone 859-257-6046

2015-16 Review

Record 25-8
 Home 16-2
 Away 7-4
 Neutral 2-2
 SEC (Finish) 10-6 (t4th)
 SEC Tournament (Record) SEC Tournament Semifinals (2-1)
 defeated LSU, 79-71, second round

2016-17 PREVIEW

Returning/Lost: 6/4

Starters Returning/Lost: 3/2

Newcomers: 6

Starters Returning (3)

No.	Player	POS	HT	CL	Ppg.	Rpg.
25	Makayla Epps	G	5-10	Sr.	17.1	4.8
13	Evelyn Akhator	F	6-3	Sr.	11.5	9.3
4	Maci Morris	G	6-0	So.	8.5	2.6

Starters Lost (2)

3	Janee Thompson	G	5-7	Sr.	12.6	4.7*
1	Batouly Camara	F	6-2	Fr.	5.1	4.3

Other Players Returning (3)

No.	Player	POS	HT	CL	Ppg.	Rpg.
45	Alyssa Rice	C	6-3	Jr.	2.4	2.3
22	Makenzie Cann	G	6-1	Jr.	-	-
24	Taylor Murray	PG	5-6	So.	6.5	2.2*

Other Players Lost (2)

No.	Player	POS	HT	CL	Ppg.	Rpg.
35	Alexis Jennings	F/C	6-2	So.	10.0	7.1
2	Ivana Jakubcova	C	6-6	Sr.	1.1	1.1

Newcomers (6)

No.	Player	POS	CL	HT	Hometown
32	Jaida Roper	PG	Fr.	5-6	Memphis, Tenn.
15	Jessica Hardin	G	Sr.	5-8	Monticello, Ky.
11	Rachel Potter	G	Jr.	5-11	Pikeville, Ky.
0	LaShae Halsel	F	So.	6-0	Bowling Green, Ky.
20	Paige Poffenberger	G	Fr.	5-8	Morgantown, W.Va.
21	Ogechi Anyagaligbo^	F	So.	6-1	Miami, Fla.

* denotes assist per game

^ will sit out 2016-17 due to NCAA transfer rules

..... defeated #25/24 Florida, 92-69, quarterfinals
 lost to #2/3 South Carolina, 93-63, semifinal
 NCAA (Record) NCAA Sweet 16 (2-1)
 defeated UNC Asheville, 85-31, first round
 defeated Oklahoma, 79-58, second round
 lost to Washington, 85-72, Sweet 16
 Final Poll Rankings No. 12 AP / No. 15 ESPN/USA Today
 Final Attendance Ranking No. 8 (NCAA)

UK Radio Network

Broadcast Info UK Radio Network
 Play-by-Play Announcer Neil Price (12th year)

Local Beat Writers

Lexington Herald-Leader Jen Smith
 jsmith3@herald-leader.com
 Associated Press Gary Graves
 GBGraves@ap.org

UK Videotape Footage

UK Sports Video 859-257-4830

History

Seasons of Basketball Entering 43rd season
 All-Time Record: 761-504 (.601)
 All-Time SEC Record (regular-season games only): 188-237 (.442)
 All-Time SEC Tournament Record: 33-38 (.464)
 SEC Titles: Two (2012 and 1982)
 NCAA Tournament Appearances: 13 (Last in 2016; Seven consecutive)
 NCAA Tournament Record: 19-13 (.593)



2016-17 RADIO/TELEVISION CHART



LASHAE HALSEL
FORWARD

0

6-0 - Soph.
Bowling Green, Ky.
(Warren Central HS)



MACI MORRIS
GUARD

4

6-0 - Soph.
Pineville, Ky.
(Bell County HS)



RACHEL POTTER
GUARD

11

5-11 - Jr.
Pikeville, Ky.
(Pikeville HS)



EVELYN AKHATOR
FORWARD

13

6-3 - Sr.
Lagos, Nigeria
(Brano HS / Chipola
College)



JESSICA HARDIN
GUARD

15

5-8 - Sr.
Monticello, Ky.
(Wayne County HS)



PAIGE POFFENBERGER
GUARD

20

5-8 - Fr.
Morgantown, W.Va.
(Morgantown HS)



OGECHI ANYAGALIGBO
FORWARD

21

6-1 - Soph. - TR
Miami, Fla.
(Miami Country Day /
Stony Brook)



MAKENZIE CANN
GUARD

22

6-1 - Jr.
Lawrenceburg, Ky.
(Anderson Co. HS /
Cincinnati)



TAYLOR MURRAY
POINT GUARD

24

5-6 - Soph.
Odenton, Md.
(Annapolis Area Christian
HS)



MAKAYLA EPPS
GUARD

25

5-10 - Sr.
Lebanon, Ky.
(Marion County HS)



JAIDA ROPER
POINT GUARD

32

5-6 - Fr.
Memphis, Tenn.
(Houston HS)



ALYSSA RICE
CENTER

45

6-3 - Jr.
Reynoldsburg,
Ohio
(Reynoldsburg HS)

COACHING STAFF



MATTHEW MITCHELL
HEAD COACH

10th

Season
Louisville, Miss.
(Mississippi State, '95)



KYRA ELZY
ASSOCIATE HEAD COACH

1st

(5th overall at UK)
LaGrange, Ky.
(Tennessee, '99, '01)



NIYA BUTTS
ASSISTANT COACH

1st

(6th overall at UK)
Americus, Ga.
(Tennessee, '00
Tennessee Tech, '02)



LIN DUNN
ASSISTANT COACH

1st

Season
Dresden, Tenn.
(UT Martin, '69)



2016-17 KENTUCKY WBB ROSTER

NUMERICAL

No.	Name	Pos.	Cl.	Ht.	Hometown/High School/Previous College
0	LaShae Halsel	F	So.-HS	6-0	Bowling Green, Ky./Warren Central HS
4	Maci Morris	G	So.-1L	6-0	Pineville, Ky./Bell County HS
11	Rachel Potter	G	Jr.	5-11	Pikeville, Ky./Pikeville HS
13	Evelyn Akhator	F/C	Sr.-1L	6-3	Lagos, Nigeria /Brano HS/Chipola College
15	Jessica Hardin	G	Sr.	5-8	Monticello, Ky./Wayne Count HS/Bellarmine
20	Paige Poffenberger	G	Fr.-HS	5-8	Morgantown, W.Va./Morgantown HS
21	Ogechi Anyagaligbo*	F	So.-TR	6-1	Miami, Fla./Miami Country Day/Stony Brook
22	Makenzie Cann	G	Jr.-TR	6-1	Lawrenceburg, Ky./Anderson County HS/Cincinnati
24	Taylor Murray	PG	Fr.-HS	5-6	Odenton, Md./ Annapolis Area Christian School
25	Makayla Epps	G	Jr.-2L	5-10	Lebanon, Ky./ Marion County HS
32	Jaida Roper	PG	Fr.-HS	5-6	Memphis, Tenn./Houston HS
45	Alyssa Rice	C	So.-1L	6-3	Reynoldsburg, Ohio/ Reynoldsburg HS

* - Will sit out the 2016-17 season due to NCAA transfer rules

ALPHABETICAL

No.	Name	Pos.	Cl.	Ht.	Hometown/High School/Previous College
13	Evelyn Akhator	F/C	Sr.-1L	6-3	Lagos, Nigeria/Brano HS/Chipola College
21	Ogechi Anyagaligbo*	F	So.-TR	6-1	Miami, Fla./Miami Country Day/Stony Brook
22	Makenzie Cann	G	Jr.-TR	6-1	Lawrenceburg, Ky./Anderson County HS/Cincinnati
25	Makayla Epps	G	Jr.-2L	5-10	Lebanon, Ky./Marion County HS
15	Jessica Hardin	G	Sr.	5-8	Monticello, Ky./Wayne Count HS/Bellarmine
0	LaShae Halsel	F	So.-HS	6-0	Bowling Green, Ky./Warren Central HS
4	Maci Morris	G	So.-1L	6-0	Pineville, Ky./Bell County HS
24	Taylor Murray	PG	Fr.-HS	5-6	Odenton, Md./Annapolis Area Christian School
20	Paige Poffenberger	G	Fr.-HS	5-8	Morgantown, W.Va./Morgantown HS
11	Rachel Potter	G	Jr.	5-11	Pikeville, Ky./Pikeville HS
45	Alyssa Rice	C	So.-1L	6-3	Reynoldsburg, Ohio/Reynoldsburg HS
32	Jaida Roper	PG	Fr.-HS	5-6	Memphis, Tenn./Houston HS

* - Will sit out the 2016-17 season due to NCAA transfer rules

Coaching Staff

Head Coach: Matthew Mitchell (Mississippi State, 1995) – 11th season, ninth at Kentucky
 Associate Head Coach: Kyra Elzy (Tennessee, 1999, 2001) – 1st season, fifth at Kentucky
 Assistant Coach: Niya Butts (Tennessee, 2000; Tenn. Tech, 2002) – 1st season, sixth at Kentucky
 Assistant Coach: Lin Dunn (UT Martin, 1969) – 1st season

Support Staff

Assistant Athletics Director/Women's Basketball: Amy Tilley (Kentucky, 2007)
 Staff Support Associate: Amber Smith (Kentucky, 2011)
 Staff Support Associate: Beth Price (Kentucky, 2006)
 Staff Support Associate: Jennifer Herschee (Kentucky, 1998)
 Coaching Video Coordinator: Daniel Boice (Arizona, 2014, 2016)
 Senior Athletic Trainer: Courtney Jones (Purdue, 2001)
 Strength & Conditioning Coach: John Spurlock (Hanover College, 2005)
 Academic Counselor: Tiffany Hayden (Kentucky, 2001)
 Media Relations Director: Evan Crane (Kentucky, 2010)
 Media Relations Assistant: Karlie Kinneer (Iowa State, 2015)

BY CLASS

Seniors (3)

Evelyn Akhator
 Makayla Epps
 Jessica Hardin

Juniors (3)

Makenzie Cann
 Rachel Potter
 Alyssa Rice

Sophomores (4)

Ogechi Anyagaligbo
 LaShae Halsel
 Maci Morris
 Taylor Murray

Freshmen (2)

Jaida Roper
 Paige Poffenberger

BY HEIGHT

5-6 Taylor Murray
 Jaida Roper
5-8 Jessica Hardin
 Paige Poffenberger
5-10 Makayla Epps
5-11 Rachel Potter
6-0 Maci Morris
 LaShae Halsel
6-1 Makenzie Cann
 Ogechi Anyagaligbo
6-3 Evelyn Akhator
 Alyssa Rice

PRONUNCIATION

Evelyn Akhator (ack-uh-TORE)

Ogechi Anyagaligbo
 (Oh-gech-EE On-ya-gull-IG-bo)

Makayla Epps (ma-KAY-lah)

LaShae Halsel (LAH-shay HALL-sul)

Jaida Roper (JAY-duh)





THIS IS
KENTUCKY
BASKETBALL



THIS IS

KENTUCKY BASKETBALL



"I chose Kentucky because of my connection with Coach Mitchell and the girls. They were really nice to me and they welcomed me as if I was just coming back home. I knew I'd be coming to Kentucky when coach Mitchell introduced me to the head of nursing and she broke down my educational career."

- Senior Forward Evelyn Akhator



FAST. HARD. DISCIPLINED.




SCORING PER GAME (NATIONAL RANKING)

2015-16	74.7 ppg	(24th)
2014-15	75.6 ppg	(21st)
2013-14:	81.3 ppg	(14th)
2012-13:	75.4 ppg	(8th)
2011-12:	74.0 ppg	(17th)
2010-11:	70.9 ppg	(43rd)
2009-10:	73.9 ppg	(19th)

SCORING MARGIN

2015-16	+14.1	(16th)
2013-14	+12.8	(20th)
2012-13	+17.5	(10th)
2011-12	+14.5	(13th)
2009-10	+14.4	(16th)

* The 2015-16 team ranked top-10 in single-season UK history in points, scoring margin and field goals made.



KENTUCKY PAGEANTRY



SINGING THE FIGHT SONG

Matthew Mitchell introduced a new tradition to the Kentucky women's basketball team when he became the head coach in 2007. After each victory, the Wildcats gather at mid-court and sing the UK Fight Song with the fans.



CHEER AND DANCE TEAMS

The UK Cheer and Dance programs are recognized as two of the finest programs in America. On the UK campus, they are recognized as some of the finest athletes in the University's sports programs, and as public relations ambassadors of UK and the entire Commonwealth of Kentucky.



SENIOR DAY

Senior Day at Kentucky has become one of the most celebrated ceremonies in college basketball. Honoring the senior class, UK's event is one of the most elaborate and moving programs of its kind. The pregame ceremony begins with player introductions. Once they all have burst through banners bearing their likenesses, their families join them at center court. Then the state song, "My Old Kentucky Home," is sung as the home crowd bids farewell.

BLUE AND WHITE

The University of Kentucky adopted blue and white as its official colors in 1892.

Originally, however, UK students had decided on blue and light yellow prior to the Kentucky-Centre College football game on December 19, 1891.

The shade of blue, which is close to a royal blue, was chosen when a student asked the question, "What color blue?"

At the time, Richard C. Stoll (who lettered in football at UK in 1889-94) pulled off his necktie and held it up. The students then adopted that particular shade of blue.

A year later, UK students officially dropped the light yellow color for white.




THE BIG BLUE NATION

UK fans, also referred to as the Big Blue Nation, are known for the electric atmosphere they create at all athletic events. Not only do the players feed off of their energy, but opposing teams often fear the intimidating roar of the UK crowd.

For the 13th straight season, the University of Kentucky women's basketball team ranked in the top 25 nationally in average attendance, sitting eighth overall with 6,454 fans per home game during the 2015-16 season

1. South Carolina
2. Tennessee
3. Iowa State
4. Louisville
5. UConn
6. Notre Dame
7. Michigan State
- 8. Kentucky**
9. Baylor
10. Purdue

The 6,454 average attendance was the second-best mark in program history behind 6,727 during the 2013-14 season. Overall in 18 home games – including two inside Rupp Arena – Kentucky amassed a total attendance of 116,164, which also ranked eighth nationally. The 2015-16 season marked the fifth straight year the Wildcats have had a total attendance over 100,000.



UK PEP BAND

With more than 80 members, the University of Kentucky pep band is one of the largest in the nation. Performing at both home football and basketball games, the pep band has been named by Southern Living magazine as one of the "top 10 bands in the South."

The Alumni Band, composed of former UK band members, also is an important part of the UK WBB experience. The Alumni Band plays at several home games each year.



WILDCATS NICKNAME

The official nickname for the University of Kentucky's athletic teams is "Wildcats." The nickname became synonymous with UK shortly after a 6-2 football victory over Illinois on October 9, 1909, on the road.

Commandant Carbusier, then head of the military department at old State University (UK), told a group of students in a chapel service following the game that the Kentucky football team had "fought like wildcats."

Later, the name Wildcats became more and more popular among UK followers as well as with members of the media. As a result, the nickname was adopted by the University.



MARCH MADNESS

19 Postseason Tournament Appearances, including a school-record 11 in a row:
1978, 1982, 1983, 1986, 1990, 1991, 1999, 2005, 2006, 2007, 2008, 2009, 2010,
2011, 2012, 2013, 2014, 2015, 2016

UK has played in a school-record **SEVEN** straight NCAA tournaments which includes three Elite Eight finishes.

UK is one of just 7 programs to advance to the Sweet 16 in at least five of the last seven seasons.





THE UK WBB PROGRAM will consist of...

People who possess high character and a desire to develop high character.

People committed to the winning tools.

People who are willing to make personal sacrifices in order to attain group success.

People dedicated to the necessary preparation that results in championships.



DEFINITION OF SUCCESS



TRADITION OF DEVELOPING TALENT

Over the last 7 seasons, Kentucky has captured 32 SEC awards, including four SEC Player of the Year honors. UK became the first SEC school to earn the AP SEC Player of the Year four consecutive seasons (2010-13).



Victoria Dunlap
2010 and 2011 SEC Player of the Year
2011 SEC Defensive Player of the Year
2010 and 2011 All-SEC First Team
2010 and 2011 SEC All-Defensive Team
2010 All-SEC Tournament Team



DeNesha Stallworth
All-SEC, Second Team (coaches)
SEC All-Tournament Team
All-SEC, Honorable Mention (AP)



A'dia Mathies
2012 and 2013 SEC Player of the Year
2012 and 2013 All-SEC First Team
2011 and 2012 SEC All-Defensive Team
2010 SEC Freshman of the Year
2010, 2012 and 2013 All-SEC Tournament Team



Jennifer O'Neill
All-SEC, First Team (AP)
2X SEC Co-6th Woman of the Year
2X All-SEC, Second Team (coaches)
AP All-American, Honorable Mention
All-SEC, Honorable Mention (AP)

Matthew Mitchell
2010 SEC Coach of the Year
2012 SEC Coach of the Year



Bria Goss
2012 SEC Freshman of the Year
2012 SEC All-Freshman Team

2016 SEC All-Freshman Team
Maci Morris



Evelyn Akhator
2016 All-SEC, Second Team
(AP, Coaches)



Makayla Epps
SEC All-Tournament Team
2015 All-SEC, First Team (AP, Coaches)
2016 All-SEC, First Team (AP, Coaches)





WNBA DRAFT

148

Kentucky's current coaching staff has coached a total of 148 players that eventually played in the WNBA, including four WNBA Most Valuable Players.

Three players have been WNBA draft picks during Matthew Mitchell's tenure, including Victoria Dunlap, A'dia Mathies and DeNesha Stallworth.



ONLY THE BEST WEAR NIKE

Thanks to Nike's extensive research and product development, the Kentucky Wildcats stay on the cutting edge of quality and style with all of their gear. All 22 sports use Nike shoes and equipment, and over the course of the contract, the Wildcats will receive **MILLIONS of DOLLARS** worth of clothing and equipment.




CHARACTER DEVELOPMENT



Jason Cummins directs the Impact Leadership program at UK athletics, working very closely with the entire coaching staff to help **SELECT** the right teammates, **DEVELOP** them to be their best, so we **WIN** better.

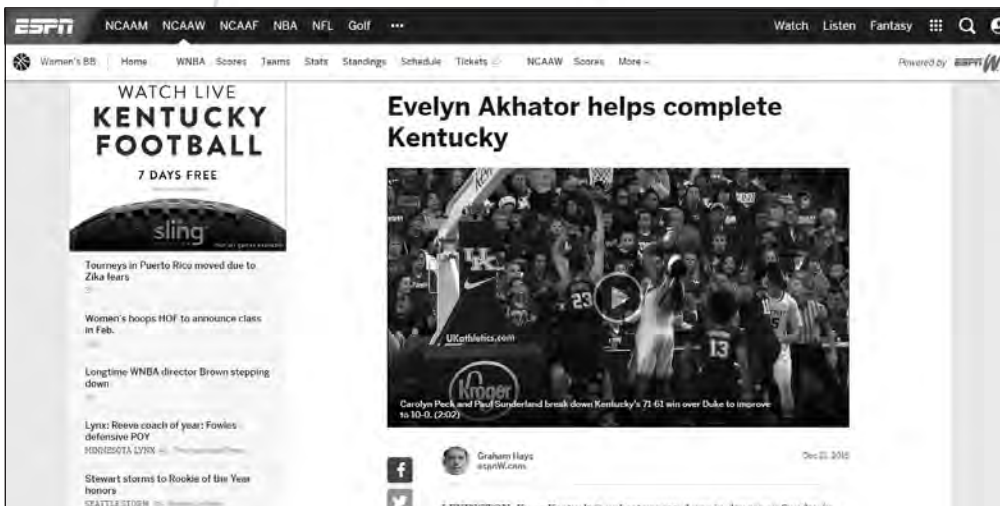
WHAT IS IMPACT LEADERSHIP...

- Leadership development is not an event. It is a deliberate, systematic process that involves and impacts everyone in the organization. It is a continuous effort. Just as we coach the technical skills of basketball, we must be equally as precise when coaching a player's character and leadership skills.
- Better people make better players. At Kentucky, we are focused on the whole person - the physical, mental, technical, tactical and behavioral.
- Coach Mitchell has defined a demanding culture based on a set of shared beliefs. Our job is to teach, communicate, reinforce, and hold each other accountable. Ultimately, beliefs drive behavior and behavior produces results.



MEDIA EXPOSURE

- Enhancing Kentucky's national presence is the SEC Network.
- More than 90 million homes get SECN and SECN+.
- The SEC Network is a national sports network that has 24/7 programming; it's a dedicated channel for all things SEC.
- ESPN, ESPN2 and ESPNU will produce a combined 21 SEC contests - including two Kentucky games - while the SEC Network will televise more than 63 conference games.
- Television networks have chosen to air double-digit Kentucky women's basketball games seven straight seasons, including a school-record 23 times in 2013-14.
- Every UK game will be televised or live streamed in 2016-17.



BIG BLUE MADNESS UK[®]



"It's the one time where 25,000 people come to a practice and it doesn't happen anywhere else in the country. It just shows you the unique tradition of Kentucky basketball. It is a spectacle. It is an unbelievable night and it's the most unique of its kind in the country."

- UK Coach Matthew Mitchell



TRAVEL WITH THE CATS AROUND THE BIG BLUE NATION



The Wildcats have traveled all over the world and are always finding new and exciting places to go.

**CUSTOM DESIGNED BUS,
SPECIFICALLY FOR
KENTUCKY ATHLETICS**

FIRST CLASS PRIVATE JETS

**COMFORTABLE HOTEL
ACCOMMODATIONS**

**ACADEMIC ADVISORS AND
LAPTOPS AVAILABLE ON
THE ROAD**



Typical Game Day Schedule

9:00 a.m.	Breakfast
10:00 a.m.	Film on opponent
11:00 a.m.	Taping/treatment
11:30 a.m.	Depart for Shoot-around
NOON	Shoot-around
1:30 p.m.	Return to hotel
3:00 p.m.	Pre-game meal in hotel
5:00 p.m.	Depart for game
7:00 p.m.	Game time!
9:30 p.m.	Dinner
12:30 a.m.	Return to the basketball capital of the world, LEXINGTON!

**FRANCE
JAPAN
NEW YORK**

**U.S. VIRGIN ISLANDS
SWITZERLAND
HAWAII**

**LOS ANGELES
SAN FRANCISCO
WASHINGTON D.C.**



200 MAJORS & 17 ACADEMIC COLLEGES

Choose from 200 majors in one of UK's 17 academic and professional colleges:

- 18-to-1 Student Faculty Ratio.
- Average ACT Score for Incoming Freshmen: 25.5.
- In the last five years, UK earned nearly 100 national rankings for excellence in teaching, research and service.
- UK is one of only eight universities in the U.S. that have programs in agriculture, engineering, law, medicine and pharmacy on a single campus.



- Agriculture**
- Arts and Sciences**
- Business and Economics**
- Communications & Information Studies**
- Dentistry**
- Design**
- Education**
- Engineering**
- Fine Arts**
- Health Sciences**
- Law**
- Medicine**
- Nursing**
- Pharmacy**
- Public Health**
- Social Work**





GRADUATION SUCCESS



100%

Under Coach Mitchell, 26 different Wildcats have been SEC Academic Honor Roll members and 100 percent of his players in their final season of eligibility have received their degree.



CENTER FOR ACADEMIC AND TUTORIAL SERVICES **CATS**



Kentucky was the **FIRST SCHOOL IN THE NATION** to open an academic center dedicated exclusively to student-athletes. CATS has personnel available to assist student-athletes with the following:

- Placement and Planning
- Shadowing/Mentoring
- Resume Building
- Seminars (Financial, Planning, Interviewing, etc.)
- Advising
- Internships
- Writing Assistance



CATS

CENTER FOR ACADEMIC AND TUTORIAL SERVICES

- CATS is connected to Memorial Coliseum and the Joe Craft Center.
- Student-athletes have weekly academic meetings with a coach.
- CATS provides 900 hours of tutoring per week as well as spacious study areas and tutoring rooms.
- A community outreach office is located in CATS.

UK ADMINISTRATION



DR. ELI CAPIOUTO
University President

12th President in UK History

6th Year at UK

B.S. from Alabama

M.S. in Epidemiology from Alabama

Doctor of Dental Medicine
from Alabama.

Doctorate in Health Policy
and Management from the
Harvard University School
of Public Health.



MITCH BARNHART
Athletics Director

15th Year as UK Athletics Director

B.S. Ottawa University

M.S. Ohio University

Committed to fully funding all 22
varsity sports at UK.

Led UK to a school-record 11th-place
finish in the Director's Cup in 2014.



CATS WHO CARE

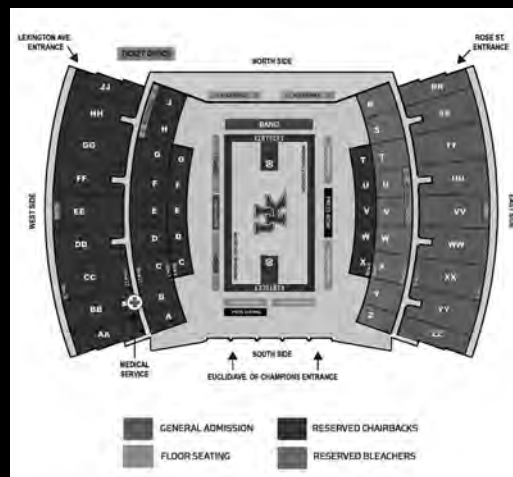
Many Kentucky players choose to take part in the UK Athletics community service program. The Wildcats participate in a variety of community service projects, including mentoring, hospital visits, speaking engagements and food drives.



HOME OF WOMEN'S BASKETBALL MEMORIAL COLISEUM



- The Coliseum covers an entire city block and has as much space as a seven-story office building. It currently has a capacity of 8,000.
- The Coliseum was built in 1950 and serves as a memorial to every Kentuckian who lost their life serving their country.
- A newly renovated state-of-the-art floor, video board, scoreboard and sound system have been added in the Matthew Mitchell era.
- Wildcat fans are passionate about their basketball, that's why UK has ranked in the nation's top 25 and in the SEC's top four in attendance 13 straight years.
- The Cats are 109-13 (.893) at home over the last seven seasons (including six games in Rupp Arena).
- UK averaged 6,454 fans per game in 2015-16, a mark that ranked eighth nationally.
- UK drew 116,164 fans for its home games last season, the second-highest total attendance in school history.



HOME ATTENDANCE FIGURES

Year	Games	Total Att.	Avg.
2015-16 (8th)	18	116,164	6,454
2014-15 (7th)	17	108,436	6,379
2013-14 (9th)	18	121,089 !	6,727 !
2012-13 (11th)	17	104,447	6,144
2011-12 (13th)	18	113,068	6,282
2010-11 (11th)	15	95,453	6,364
2009-10 (17th)	17	95,615	5,624
2008-09 (21st)	17	75,194	4,423
2007-08 (23rd)	18	85,769	4,765
2006-07 (14th)	15	87,943	5,863
2005-06 (20th)	15	77,411	5,161
2004-05 (20th)	19	90,663	4,772
2003-04 (17th)	14	72,553	5,182
2002-03	13	22,024	1,694
2001-02	11	12,681	1,153
2000-01	12	17,746	1,479
1999-00	12	29,643	2,470
1998-99	10	18,443	1,844
1997-98	11	15,728	1,430
1996-97	10	6,817	682
1995-96	11	8,456	769
1994-95	13	15,540	1,195
1993-94	13	17,649	1,358
1992-93	13	19,511	1,501
1991-92	13	17,087	1,314
1990-91	14	16,011	1,143
1989-90	14	18,777	1,341
1988-89	13	14,575	1,121
1987-88	16	13,400	837
1986-87	13	18,025	1,386
1985-86	16	18,887	1,180
1984-85	16	23,990	1,499
1983-84	17	18,880	1,110
1982-83	17	61,975	# 3,645
1981-82	19	41,000	2,158
1980-81	15	29,224	1,948
1979-80	15	22,500	1,500

! New Season Record # Led the nation
Years include games at Rupp Arena • 1974-79 attendance not available

CAPACITY - 23,000 RUPP ARENA

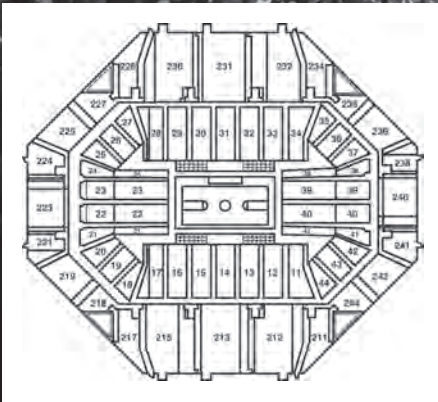

SINGLE-GAME ATTENDANCE RECORDS - RUPP ARENA

(Since 1978)

1.	23,706	#2/2 Duke	12/22/13
2.	22,075	#8/9 Baylor	11/17/14
3.	18,488	DePaul	12/7/12
4.	17,150	#13 Duke	12/20/15
5.	14,508	#6/5 Duke	12/8/11
6.	15,425	Louisville	12/10/15
4.	13,689	#1 Tennessee	1/26/06
5.	10,390	#7 Rutgers	1/12/80
6.	10,192	Louisville	12/28/05
7.	9,120	Alabama	2/26/06
8.	8,335	#9 LSU	1/27/08
9.	7,128	Arkansas	2/18/07
10.	7,126	#11 Georgia	2/15/07
11.	6,629	Auburn	1/19/06
12.	6,348	Arkansas-Pine Bluff	12/17/06
13.	6,223	#13 North Carolina	11/25/03
14.	6,012	Mississippi State	1/25/07
15.	5,803	South Carolina	3/2/08
16.	5,785	Wake Forest	12/30/04
17.	5,677	#16 Florida	1/4/95
18.	5,243	#18 Georgia	1/13/05

Kentucky WBB's Record in Rupp: 25-14 (.641)

- Rupp Arena is entering its 40th season.
- An awesome structure in sight and scope, the arena is divided into two seating areas. The lower level features 10,000 cushioned theater seats. The upper level has 13,000 seats on epoxy-coated metal bleachers. The latter can be visually isolated to provide more natural setting for small shows.
- The Wildcats command an exclusive and updated state-of-the-art locker room, while other amenities include six team-size dressing rooms and eight smaller units.
- In 2013-14, UK set the new single-game attendance record when 23,706 fans saw UK face No. 2 Duke in Rupp Arena on Dec. 22, 2013. The attendance marked the largest crowd ever to see a college women's hoops game in the Commonwealth — the previous mark was 22,152 for the first Kentucky-Louisville game played in the KFC Yum! Center on Dec. 5, 2010.
- Last year, Kentucky packed 17,150 fans in Rupp Arena on Dec. 20 against Duke, which was the fourth-largest home crowd in program history. On Dec. 10, the Wildcats had 14,425 fans at the historic arena, which was the sixth-largest home crowd in school history.



UNRIVALED FACILITIES

JOE CRAFT CENTER

- The Joe Craft Center is a \$30-million, 100,000 square foot state-of-the-art practice facility that houses two practice courts; locker, meeting, training, and weight rooms; and coaches' offices for men's and women's basketball, in addition to administrative and ticket offices.
- The state-of-the-art flooring system promotes safety by reducing wear and tear on joints and muscles.
- Meeting rooms feature "smart" technology, including the latest advances in video.
- Our players have access to the Joe Craft center 24 hours a day, seven days a week.
- Located across the street from the residence halls.

OFFICES



FILM ROOM



LOCKER ROOM



PRACTICE COURTS

FIRST-CLASS LIVING

Brand new suite-style dorms opened in 2014

- Two-bedroom suites with separate bedrooms but a shared kitchen/living space and bathroom.
- Full XL size Tempur-Pedic mattress.
- Built in closet and desk to get school work done.
- High-tech laundry facilities that will alert you to machine availability and status of your wash load via your computer or cell phone.
- Conveniently located in close proximity to Memorial Coliseum, the Joe Craft Center practice facility, the student center and the Whitehall Classroom Building.



TRAINING ROOM

Kentucky stays on the cutting edge of technology as shown by the up-to-date rehabilitation equipment in the Joe Craft Center, the underwater treadmill and zero gravity treadmill.



UNDERWATER TREADMILL

UK's underwater treadmill can produce an intense cardio workout that limits the risk of injury and is also ideal for post-injury or post-surgical rehabilitation. The underwater treadmill promotes extensive, pain-free joint movement and strengthening.



ZERO GRAVITY TREADMILL

The zero gravity treadmill allows our student-athletes to train harder and enhance their physical therapy experience without putting extra stress on their joints and muscles. It also helps in the post-surgical or post-injury rehabilitation.



STRENGTH & CONDITIONING

- Primary focus of the weight room: development of core strength by using ground-based, multi-joint lifting through use of the Olympic lifts.
- Comprehensive program including full nutrition analysis and complete conditioning regimen.
- Three multi-purpose racks for Olympic lifting, squats, presses & pullups.
- Basketball only weight room.
- 2,500 total square footage.
- Two Vertimax stations.
- Full weight range of Iron Grip dumbbells with UK logos.
- Woodway treadmills along with a variety of non-impact cardio equipment in a separate cardio-only room.



NUTRITION



MONICA FOWLER

Dietician

5th year at UK

B.S from Kentucky in dietetics

M.S. from Kentucky in hospitality and dietetics administration



Monica helps the Wildcats with all their nutritional aspects, including nutritional counseling and assessments, meal planning and maintaining nutritional supplements.

She teaches the Cats how to shop for groceries, pick healthy meals throughout campus and make healthy meals at home.



- Nutritional counseling and assessments
- Meal planning
- Healthy cooking classes
- 24/7 access to training table





MEET THE
WILDCATS



EVELYN

GENERAL

Strong, athletic player that had an immediate impact on Kentucky's post play last season ... Wins the battle around the rim with her ability to finish and grab rebounds with both hands ... Has a winning pedigree as she helped Chipola Community College win a national title in 2014-15 ... Finishes well with either hand and has a great feel around the basket ... Picked Kentucky over Tennessee, Texas and Florida State.

- SEC Player of the Week by league office (Feb. 29, 2016)
- SEC Player of the Week by CollegSportsMadness.com (Feb. 29, 2016)
- NCAA Starting Five (March 1, 2016)
- All-SEC Second Team by league coaches, AP (2016)
- SEC Academic Honor Roll (2016)

CAREER STATS

Year	GP-GS	MIN	FG-FGA	PCT	3FG-FGA	PCT	FT-FTA	PCT	OFF-DEF	TOT-AVG	PF-FO	A	TO	BLK	ST	PTS-AVG
2015-16	33-33	884-26.8	156-306	.510	1-1	1.000	67-116	.578	121-185	306-9.3	83-3	22	59	32	37	380-11.5
TOTALS	33-33	884-26.8	156-306	.510	1-1	1.000	67-116	.578	121-185	306-9.3	83-3	22	59	32	37	380-11.5



EVELYN AKHATOR

#13 • FORWARD • SR • 6-3

LAGOS, NIGERIA/BRANO/CHIPOLA COLLEGE

2015-16 (JUNIOR)

Showed early and often that her transition from junior college would not be an issue as she started all 33 games, leading Kentucky in rebounds and blocks and finishing third in steals and points ... All-SEC Second Team by league coaches and The Associated Press ... Named the SEC Player of the Week by the league office and CollegeSportsMadness.com on Feb. 29 after averaging 15.0 points and 13.5 rebounds to help UK end the regular season on a six-game winning streak with victories over No. 24 Missouri and No. 11 Texas A&M ... Her performances against Missouri and Texas A&M also led her to be named in the NCAA Starting Five on March 1 ... Finished the year with 13 double-doubles, ranking her 12th all-time in school history in career double-doubles ... Ended the season averaging 11.5 ppg, 9.3 rpg, 0.9 blocks per game, hitting a team-best 156-for-306 (.510) from the field ... Had 316 total rebounds on the year, which was the seventh most in a season in UK history, while her 9.3 rebounding average ranked eighth in a single season ... Had the fifth-best scoring performance by a UK player in a varsity debut with 16 against Rice ... Posted a three-game double-double streak (Texas A&M, LSU, Florida), which tied for the ninth-longest streak of consecutive double-doubles in program history ... Scored 10+ points in 24 games, including seven 15+ point games ... Led Kentucky in scoring six times, rebounding 21 times, steals eight times and blocks 11 times ... Had a stretch of five straight games with double-figure scoring, including an incredible performance against Texas A&M, where she scored 15 points with 18 total rebounds, including 10 on the offensive glass ... In her first ever SEC Tournament, she recorded two double-doubles with 15 points and 13 rebounds against LSU and 12 points and 11 rebounds against Florida.

AT CHIPOLA COLLEGE

Two seasons at Chipola Community College in Marianna, Fla., where she led the Indians in scoring and rebounding each year ... Her strong play led Chipola to a national championship her second season ... Started all 35 games her sophomore season, aver-

aging 16.7 rebounds and 21.2 points per game ... Also had 110 steals and 103 blocks last season ... Her 743 points and 584 total rebounds set single-season records last year for the Indians ... Best game against Spring Hill with 40 points and 18 rebounds ... Had 11 games of 20+ rebounds ... Played in 31 games her first season at Chipola with 14 starts ... Averaged 12 rebounds per game and 14.7 points per game during her rookie campaign ... Was named the 2015 Neal Sportsmanship Award winner at the school's award ceremony, which is an award that honors unwavering leadership contributions.

PERSONAL

Place of Birth: Nigeria ... Parent(s): James Akhator ... Siblings: One brother (Friday), four sisters (Maris, Grace, Fidelia, Sandra) ... Major: Community Leadership and Development ... Shooting Hand: Right

THE CATS' CAUSE

Volunteered to pack and deliver food for God's Pantry Backpack program ... Volunteered at Richmond Place retirement home ... Helped build a playground with Habitat for Humanity ... Visited patients in the Markey Cancer Center and spent time at One Parent Scholar Home ... Helped pack supplies for Louisiana flood relief.

GAME-BY-GAME STATS

Junior - 2015-16												
Opponent	Min	FG-A	3PT-A	FT-A	O-D-T	PF	A	TO	BS	ST	PTS	
Rice	25	7-12	1-1	1-2	6-11-17	2	0	4	1	1	16	
at Arizona State	35	2-6	0-0	1-4	4-6-10	4	1	7	0	3	5	
Morehead State	24	5-14	0-0	2-3	8-8-16	3	0	0	5	3	12	
Colorado	22	5-9	0-0	0-1	2-7-9	1	0	0	0	0	3	10
E. Michigan	26	6-10	0-0	0-1	1-6-7	2	0	1	1	0	12	
Jackson State	24	7-11	0-0	6-8	7-6-13	0	0	2	1	1	20	
at NKU	29	6-9	0-0	1-2	1-5-6	4	1	4	3	3	13	
Louisville	38	2-5	0-0	1-6	3-6-9	2	0	3	2	0	5	
at TSU	26	2-7	0-0	3-4	4-5-9	2	1	4	1	0	7	
Duke	24	8-14	0-0	2-2	1-5-6	3	0	1	0	2	18	
Tennessee State	24	7-11	0-0	0-1	4-9-13	0	1	2	2	2	14	
at Auburn	20	5-9	0-0	2-4	5-6-11	4	0	1	3	3	12	
Alabama	29	8-13	0-0	5-7	3-5-8	0	0	0	3	0	21	
at Georgia	34	3-7	0-0	4-7	4-6-10	2	0	0	3	0	10	
South Carolina	24	3-6	0-0	0-3	2-5-7	5	0	3	0	2	6	
Auburn	37	4-10	0-0	4-4	6-4-10	1	1	1	0	1	12	
at Ole Miss	24	6-9	0-0	1-1	2-3-5	2	0	2	0	1	13	
Tennessee	27	4-10	0-0	1-1	4-3-7	5	1	1	2	1	9	
Vanderbilt	18	6-12	0-0	0-0	3-3-6	4	0	1	1	0	12	
at Florida	31	4-8	0-0	6-8	3-7-10	2	0	3	0	0	14	
at South Carolina	23	1-4	0-0	0-0	1-4-5	3	0	1	0	1	2	
LSU	15	4-5	0-0	1-3	1-4-5	5	1	0	0	1	9	
at Vanderbilt	30	5-11	0-0	0-2	2-4-6	2	0	3	0	1	10	
at Mississippi St.	34	3-14	0-0	2-2	4-8-12	3	1	1	0	1	8	
Arkansas	24	6-10	0-0	2-3	4-7-11	3	1	2	1	1	14	
Missouri	28	6-8	0-0	3-7	5-4-9	3	0	1	1	0	15	
at Texas A&M	29	6-13	0-0	3-6	10-8-18	2	3	3	0	2	15	
LSU	33	3-6	0-0	9-12	7-6-13	3	1	0	1	0	15	
Florida	28	5-8	0-0	2-2	4-7-11	1	2	1	3	1	12	
South Carolina	24	2-7	0-0	4-5	1-1-2	1	1	2	0	1	8	
UNC Asheville	20	5-7	0-0	0-0	3-4-7	2	2	0	1	1	10	
Oklahoma	22	5-10	0-0	1-3	2-2-4	3	3	0	0	0	11	
Washington	33	5-11	0-0	0-2	4-10-14	4	1	2	0	0	10	

CAREER HIGHS

Points:	21 vs. Alabama, 01/07/16
FGM:	8 vs. Duke 12/20/15
FGA:	14, thrice, last vs. Mississippi State 02/18/16
FTM:	9 vs. LSU 03/03/16
FTA:	12 vs. LSU 03/03/16
3FGM:	1 vs. Rice 11/13/15
3FGA:	1 vs. Rice 11/13/15
O-Rebounds:	10 vs. Texas A&M 02/28/16
D-Rebounds:	11 vs. Rice 11/13/15
Total Rebounds:	18 vs. Texas A&M 02/28/16
Assists:	3, twice, last vs. Oklahoma 03/21/16
Blocks:	5 vs. Morehead State 11/18/15
Steals:	3, five times, last vs. Auburn 01/03/16
Minutes:	38 vs. Louisville 12/10/15



OGECHI ANYAGALIGBO

#21 • FORWARD • SOPH • 6-1
MIAMI, FLA./MIAMI COUNTRY DAY/
STONY BROOK

GENERAL

Great athlete that will be a physical player on both ends of the court ... Can finish around the basket and has strong rebounding skills ... Comes to Kentucky after winning America East Conference Rookie of the Year honors at Stony Brook ... Will sit out the 2016-17 season due to NCAA transfer rules.

- America East Conference Rookie of the Year (2016)

AT STONY BROOK

Was the 2015-16 America East Conference Rookie of the Year after averaging 10.1 points and 9.0 rebounds per game ... Played in all 32 games during her freshman season at Stony Brook, finishing first on the team in rebounds and blocks, and second on the team in scoring and steals ... Led the AEC in rebounds and was named the AEC Rookie of the Week nine times during the season, just one honor short of the conference record ... Averaged 9.0 rebounds per game, 1.3 blocks per game and hit .556 from the field – all which ranked top 10 in Stony Brook’s single-season rankings ... Finished the season by scoring in double figures 16 times, including nine double-doubles ... Best performances came against LIU Brooklyn, where she scored a career-high 23 points, before an impressive 19-rebound performance against Wagner, which was the best rebounding performance by a Stony Brook player since 2005-06.

HIGH SCHOOL

During her time at Miami Country Day High School, she was an all-state honoree and three-year captain ... She won two state championships and nearly averaged a double-double with 11.0 points and 9.6 rebounds ... Was named the DICK’s Sporting Goods High School Nationals Most Valuable Player her senior season after leading the Spartans to the state title ... Helped Miami Country Day to a 29-4 record and runner-up finish in the state tournament her freshman season ... Was a two-sport athlete, lettering two years in volleyball ... Played AAU ball on the Nike EYBL Circuit for the Miami Suns Team Fowles.

PERSONAL

Place of Birth: Miami, Fla. ... Parent(s): Eucharia and Chris Anyagaligbo ... Siblings: Four sisters (Uchenna, Oluchi, Nikiru, Onyekachi) ... Major: Biology ... Shooting Hand: Left.

THE CATS’ CAUSE

Volunteered to sort food at God’s Pantry Food Bank ... Delivered food to a local elementary school for God’s Pantry Food Bank.

OGECHI

GAME-BY-GAME STATS

(At Stony Brook - 2015-16)												
Opponent	Min	FG-A	3PT-A	FT-A	O-D-T	PF	A	TO	BS	ST	PTS	
Iona	33	4-5	0-0	1-2	1-6-7	2	1	3	2	0	9	
at Hofstra	24	4-7	0-0	4-6	2-7-9	5	0	3	2	0	12	
at Saint Peter's	25	4-9	0-0	1-2	1-8-9	3	0	1	0	2	9	
at Columbia	27	5-7	0-0	1-2	3-7-10	2	2	1	1	0	11	
Ole Miss	25	2-2	0-0	0-4	1-4-5	2	1	3	0	1	4	
St. Bonaventure	39	4-6	0-0	1-2	5-10-15	4	2	4	0	2	9	
at Cornell	34	6-8	0-0	0-2	3-7-10	3	0	4	1	0	12	
at Syracuse	33	7-15	0-0	3-6	1-8-9	1	0	1	3	1	17	
at Yale	31	6-10	0-0	2-3	4-4-8	3	0	2	1	2	14	
Morgan St.	26	3-6	0-0	2-4	0-9-9	3	0	5	1	0	8	
at Wagner	37	3-8	0-0	2-4	3-16-19	2	0	6	1	1	8	
LIU Brooklyn	33	10-16	0-0	3-5	4-8-12	3	2	1	1	0	23	
Harvard	31	5-8	0-0	1-3	5-9-14	3	1	3	1	1	11	
Binghamton	34	7-9	0-0	1-1	4-10-14	1	1	3	1	1	15	
at UMass Lowell	24	2-5	0-0	4-4	0-5-5	2	2	3	0	1	8	
at UMBC	29	2-5	0-0	1-2	3-5-8	1	0	4	2	0	5	
New Hampshire	28	5-10	0-0	3-3	2-9-11	3	1	2	2	3	13	
Hartford	23	7-9	0-0	2-2	2-6-8	1	0	3	1	0	16	
at Albany (NY)	23	-8	0-0	0-0	1-2-3	4	0	1	1	0	14	
at Maine	30	2-4	0-0	1-2	0-8-8	2	0	3	0	2	5	
Vermont	30	4-8	0-0	0-2	3-8-11	3	3	2	1	0	8	
at Binghamton	19	2-2	0-0	0-2	1-4-5	1	0	3	0	1	4	
UMASS Lowell	25	4-8	0-0	0-0	4-3-7	2	1	1	1	0	8	
at Hartford	28	3-9	0-0	3-5	3-7-10	3	0	2	3	2	9	
UMBC	18	2-4	0-0	3-3	3-3-6	5	3	2	1	0	7	
at New Hampshire	31	4-8	0-0	3-3	2-4-6	3	1	6	4	1	11	
Albany (NY)	29	4-7	0-0	3-3	2-5-7	2	0	2	2	1	11	
Maine	26	1-5	0-0	0-0	3-5-8	1	0	1	3	0	2	
at Vermont	30	4-13	0-0	2-4	4-7-11	1	0	2	1	2	10	
Hartford	31	3-6	0-0	4-4	1-9-10	2	1	2	3	0	10	
Maine	36	5-8	0-0	2-2	3-8-11	3	0	1	3	1	12	
Youngstown St.	24	4-8	0-0	1-2	1-3-4	4	1	1	0	1	9	



MAKENZIE CANN

#22 • GUARD • JR. • 6-1
LAWRENCEBURG, KY./ANDERSON COUNTY/
CINCINNATI

GENERAL

Sat out the 2015-16 season due to NCAA transfer rules ... Great shooter that should add instant offense this season ... Hard worker that continues to work defensively ... Coaches praised her hard work in practice during 2015-16 and willingness to learn ... Used the 2015-16 season to her advantage, getting stronger and improving her conditioning.

- SEC Academic Honor Roll (2016)

AT CINCINNATI

Played in 31 games with one start averaging 7.0 points per game ... Shot 34.6 percent from the field and 36.7 percent from 3-point with 1.2 assists per game ... Scored in double figures nine times, including 23 points against UCF, going 6-for-9 from 3 and 5-for-6 from free-throw line ... Hit at least one 3-pointer in 25 of 31 games.

HIGH SCHOOL

Was a five-year varsity starter for Anderson County, leading the Bearcats to a combined 129-31 record during her prep career ... Was an all-state selection and a finalist for Kentucky Miss Basketball ... Selected to play in the Ohio-Kentucky and Indiana-Kentucky all-star games ... Named eighth-region player of the year as a junior and senior ... Finished first in school history in assists (645), second in points (2,207) and steals (468), and fourth in rebounds (748) ... Was a five-time selection to the all-region tournament team and four-time selection to the all-district tournament team ... Named first-team all-state by the Louisville Courier Journal and first-team all-state by the Lexington Herald Leader ... All-region selection as freshman and sophomore ... Member of the Kentucky-Indiana junior all-star team ... Was a member of the Fellowship of Christian Athletes (FCA), Drug Abuse Resistance Education (DARE) program and served as a peer mentor.

PERSONAL

Place of Birth: Lexington, Ky. ... Parent(s): Sheri and Larry Cann ... Siblings: One brother (Nick) and one sister (Meredyth) ... Major: Integrated Strategic Communications, minor in Animal Science ... Shooting Hand: Right

THE CATS' CAUSE

Volunteered to pack and deliver food for God's Pantry Backpack program ... Volunteers at Commonwealth City Church, taking her dog to play with children in the after-school program and gathered donations of socks, hats, etc for the homeless ... Helped build a playground for Habitat for Humanity ... Spent time with patients at the Markey Cancer Center.



MAKENZIE

GAME-BY-GAME STATS

(At Cincinnati - 2014-15)

Opponent	Min	FG-A	3PT-A	FT-A	O-D-T	PF	A	TO	BS	ST	PTS
Arkansas PB	21	3-5	3-5	2-3	1-5-6	1	1	0	0	0	11
at UT Martin	26	4-9	4-8	0-0	0-2-2	1	1	0	0	0	12
at Iowa State	22	2-4	2-3	2-2	0-0-0	3	0	0	0	1	8
vs Creighton	17	1-2	1-1	2-2	0-3-3	1	2	1	0	0	5
vs San Jose State	22	1-5	1-5	0-0	0-2-2	0	3	1	0	1	3
at UCLA	23	3-10	2-5	3-4	1-4-5	0	0	0	0	1	11
at Bowling Green	28	3-6	1-4	2-2	1-2-3	1	0	0	0	0	9
Xavier	23	2-5	1-4	4-4	0-0-0	1	1	0	0	0	9
at Northern Ky.	35	2-9	2-9	1-2	0-2-2	2	1	0	1	1	7
Delaware	26	1-4	1-3	0-0	0-2-2	1	2	2	0	0	3
Detroit	27	2-7	2-6	0-0	1-2-3	1	1	1	0	0	6
Tulane	21	2-5	1-3	0-0	1-2-3	1	2	1	0	0	5
at Tulsa	30	4-7	3-5	0-0	0-2-2	0	1	3	0	1	11
Temple	11	1-4	0-3	0-0	0-0-0	1	1	0	0	0	2
at Houston	7	0-0	0-0	0-0	0-1-1	0	0	1	0	0	0
UCF	10	1-4	1-4	0-0	0-2-2	1	0	0	0	0	3
at Memphis	24	1-4	0-2	2-2	0-0-0	1	1	1	0	1	4
at Temple	24	1-6	1-4	0-0	0-1-1	3	1	1	0	0	3
UCONN	22	2-7	2-6	0-0	1-1-2	2	0	1	0	1	6
Memphis	21	1-6	1-5	0-0	0-0-0	2	1	1	0	0	3
Houston	14	2-5	2-4	0-0	0-0-0	1	1	0	0	1	6
at UConn	23	0-6	0-2	0-0	0-2-2	0	0	1	0	0	0
at USF	31	4-12	2-6	0-0	1-4-5	1	0	1	0	0	10
East Carolina	32	2-8	2-5	5-5	0-0-0	2	2	1	0	2	11
at UCF	22	2-7	1-6	1-2	0-1-1	1	3	0	0	0	6
at East Carolina	19	0-1	0-1	2-3	0-2-2	1	2	0	0	0	2
USF	14	1-3	0-2	0-0	0-0-0	1	3	1	0	0	2
at SMU	27	5-11	5-9	0-0	0-0-0	3	3	0	0	1	15
TULSA	32	4-9	2-4	2-2	0-3-3	2	3	0	1	0	12
UCF	25	6-11	6-9	5-6	0-1-1	1	0	0	1	0	23
UConn	31	3-9	2-6	0-0	1-4-5	0	1	4	0	0	8



MAKAYLA



GENERAL

A strong and powerful guard who has a high basketball IQ ... Can play the 1-2-3 position ... Has great ball-handling ability and makes good decisions with the ball ... Daughter of former Wildcat Anthony Epps, who played at Kentucky from 1994-98 and was the starting point guard for the 1996 National Championship team ... Changed her body between sophomore and junior seasons and has quickness on both sides of the floor ... Great in transition and finishing at the rim ... Coaches say she is in the best shape of her career.

- SEC Academic Honor Roll (2014, 2015)
- First-Team All-SEC by league coaches/AP (2015, 2016)
- SEC All-Tournament Team (2015, 2016)
- SEC Co-Player of the Week (Feb. 16, 2015)
- espnW National Player of the Week (Dec. 14, 2015)
- SEC Player of the Week (Dec. 15, 2015)
- NCAA Starting Five (Dec. 16, 2015)
- Dawn Staley Award Mid-Season Watch List (2016)
- Naismith Trophy Midseason 30 (2016)
- Wade Trophy Watch List (2016)
- First-Team All-American by CollegeSportsMadness (2016)
- WBCA All-Region Team (2016)
- WBCA All-America Honorable Mention (2016)
- AP All-America Honorable Mention (2015, 2016)
- Preseason All-America First Team by College Sports Madness, Sporting News (2017)
- Preseason All-America Second Team by Athlon Sports (2017)



MAKAYLA EPPS

#25 • GUARD • SR • 5-10
LEBANON, KY./MARION COUNTY HS

2015-16 (JUNIOR)

Great season being named first-team All-America by CollegeSportsMadness.com and All-America Honorable Mention by the Women's Basketball Coaches Association and Associated Press ... On several player of the year watch lists, including the Naismith Mid-season 30 and Wade Trophy Watch List ... Became the 31st player in program history to reach 1,000 points and was the third-fastest player under Matthew Mitchell to reach the 1,000 point club ... Ended the season with 1,207 career points to rank 19th all-time on UK's career scoring list ... Was named the SEC Player of the Week, espnW National Player of the Week and to the NCAA Starting Five for her strong play against Louisville and Middle Tennessee State where she scored a combined 41 points with six steals, eight assists, 11 rebounds and was 18-for-24 from the field ... Was the first UK player since Sara Potts in 2004 to record at least 20 points in four consecutive games ... Tied the third-most efficient performance in school history, going 10-of-11 from the field in the victory over Louisville for the best field goal percentage since 1987 ... Played in 32 games, averaging a team-best 17.1 ppg, hitting .473 from the field with 4.5 apg and 4.8 rpg ... Scored 20+ points 12 times on the season, while scoring in double digits 29 times ... Posted the second triple-double in program history with 21 points, 12 assists and 11 rebounds against Morehead State ... Shined on the biggest of stages this season against highly-ranked Louisville, Duke, South Carolina (twice), Tennessee, Mississippi State and Texas A&M, averaging 18.4 ppg, hitting .486 from the field with 29 assists and 33 rebounds ... Named to the the SEC All-Tournament Team for the second straight year after leading the team averaging 18.3 ppg with 5.3 rpg, 12 assists and an impressive .553 clip from the field in three games played in the event ... Paced the team in the NCAA Tournament, averaging 22.3 ppg to go with 4.3 apg and 5.0 rpg ... Increased her regular-season output not only in

CAREER HIGHS

Points:	42 vs. Mississippi State 2/12/15
FGM:	18 vs. Mississippi State 2/12/15
FGA:	30 vs. Mississippi State 2/12/15
FTM:	12 vs. Ole Miss 01/21/16
FTA:	15 vs. Oklahoma 11/28/14
3FGM:	3, last vs. UNC Asheville 03/19/16
3FGA:	6 vs. Morehead State 11/18/15
O-Rebounds:	4, four times, last vs. Morehead State 11/18/15
D-Rebounds:	7, Five times, last vs. Mississippi State 02/18/16
Total Rebounds:	11 vs. Morehead State 11/18/15
Assists:	12 vs. Morehead State 11/18/15
Blocks:	1, five times, last vs. Tennessee 01/25/16
Steals:	4, thrice, last vs. Georgia 01/10/16
Minutes:	44 vs. Mississippi State 2/12/15

points per game, but efficiency from 3 as well as it increased to .438 in the tournament compared to shooting at a .250 prior to the event ... Ended her junior campaign with 546 points and 143 assists, becoming the only player in school history to have at least 500 points and 100 assists in two consecutive seasons ... Her 546 points scored were the ninth-most in a single season by a Wildcat.

2014-15 (SOPHOMORE)

Named First-Team All-SEC by league coaches and The Associated Press ... SEC All-Tournament Team member after averaging a team-high 16.3 ppg in three games ... Named to the SEC Winter Sports Academic Honor Roll ... Played in all 34 games with 22 straight starting assignments ... Led the team and fifth in the SEC in scoring with 14.9 ppg ... In SEC-only games, she led the league with 15.1 ppg ... Ranked as the third-highest sophomore scorer in school history with 477 points ... Averaged a team-high 16.9 points per game and 4.7 rebounds per game vs. ranked opponents ... One of 30 point guards on the Nancy Lieberman Award watch list ... After becoming the starting point guard vs. Florida on Jan. 15, she averaged a team-high 16.3 points to go along with 4.7 rebounds and 3.2 assists per game ... Had a +1.49 assist/turnover ratio (101 assists to 69 turnovers) ... Led the team with 101 assists ... Attempted a team-high 165 free throws and shot .691 percent (114-of-165) ... Has 32 career games in double-digit points, including 27 her sophomore season, and closed with four in a row ... Scored a career-high 42 points, including 15 of UK's 18 overtime points in win over Mississippi State (2/12/15) ... First player to score 40+ points in a game since Jen O'Neill's 43 vs. Baylor last year ... Set career highs in points (42) FGM (18), FGA (30) and minutes (44) ... Scored 31 points in UK's rematch with the Bulldogs in the SEC Tournament quarterfinals, for a total of 73 points in the two games ... Owned two of the SEC's top three scoring performances of the season ... Averaged a Paradise Jam-high 20.3 points per game in three-game tournament ... Named the MVP of the 2014 Paradise Jam's Reef Division.

2013-14 (FRESHMAN)

Played in 34 of UK's 35 games as a true freshman, while making one start ... Averaged 4.6 points and 1.4 rebounds per game ... Finished with five games in double-figure scoring ... Charted 46 assists with just 21 turnovers ... Was a key cog off the bench in UK's win over top-seeded South Carolina (3/8) in the SEC Tournament semifinals, finishing with 10 points ... Recorded all 11 of her points in the win at Texas A&M (2/23) from the free-throw line... Scored a career-high 16 points on a career-best 6-of-8 shooting in 17 minutes vs. South Carolina (2/20) ... Played a career-high 28 minutes vs. Grambling State to go with 10 points and seven rebounds ... Received

GAME-BY-GAME STATS

(Junior - 2015-16)												
Opponent	Min	FG-A	3PT-A	FT-A	O-D-T	PF	A	TO	BS	ST	PTS	
Rice	DNP	-	-	-	-	-	-	-	-	-	-	-
at Arizona State	28	6-11	0-2	8-9	0-5-5	2	3	2	0	1	20	
Morehead State	40	8-21	1-6	4-5	4-7-11	0	12	2	0	1	21	
Colorado	31	3-12	1-3	0-0	1-3-4	0	6	1	0	2	7	
E. Michigan	38	9-15	2-6	1-2	1-5-6	1	8	4	0	0	21	
Jackson State	29	5-11	1-2	1-1	3-2-5	0	9	2	0	0	12	
at NKU	39	7-14	1-4	1-2	1-6-7	1	5	1	0	1	16	
Louisville	34	10-11	1-2	3-4	0-4-4	2	4	2	0	3	24	
at MTSU	33	8-13	0-0	1-1	1-1-2	3	4	2	1	3	17	
DUKE	40	4-7	1-1	8-9	1-3-4	1	8	2	0	0	17	
Tennessee State	33	4-7	0-0	3-4	0-4-4	1	4	3	0	4	11	
at Auburn	37	8-17	0-3	4-4	4-2-6	3	2	5	0	3	20	
Alabama	39	5-14	0-2	0-1	1-5-6	2	5	4	0	4	10	
at Georgia	33	4-7	1-2	4-4	2-2-4	2	3	5	1	4	13	
South Carolina	39	6-15	0-3	4-6	1-3-4	1	3	0	1	0	16	
Auburn	39	5-11	1-7	2-5	1-5-6	0	2	1	0	1	13	
at Ole Miss	38	5-14	0-2	12-12	1-1-2	2	6	6	0	2	22	
Tennessee	39	8-20	2-3	5-7	0-2-0	1	1	1	0	0	23	
Vanderbilt	38	10-15	1-3	4-7	2-3-5	1	3	0	0	0	25	
at Florida	36	10-14	2-2	5-8	2-5-7	1	2	5	0	3	27	
at South Carolina	31	8-17	0-1	1-3	1-1-2	3	1	3	0	0	17	
LSU	35	2-9	1-4	0-2	0-3-3	1	5	3	0	0	5	
at Vanderbilt	38	3-8	0-2	1-2	2-2-4	0	6	3	0	1	7	
at Mississippi St.	32	6-12	0-0	4-4	1-7-8	3	5	2	0	0	16	
Arkansas	35	6-19	0-2	4-6	2-5-7	1	4	4	0	1	16	
Missouri	38	6-16	0-2	2-3	0-1-1	2	3	1	0	2	14	
at Texas A&M	34	6-18	1-5	1-2	1-3-4	3	4	2	0	0	14	
LSU	28	6-10	1-2	4-4	0-2-0	0	1	0	1	3	17	
Florida	33	9-17	0-3	4-6	3-4-7	1	7	3	0	3	22	
South Carolina	36	6-11	1-2	3-5	1-6-7	1	5	3	0	1	16	
UNC Asheville	33	10-20	3-6	1-1	0-3-3	0	5	1	0	2	24	
Oklahoma	34	1-6	1-3	10-14	2-5-7	1	4	2	0	0	13	
Washington	36	13-26	3-7	1-3	0-5-5	1	4	1	0	0	30	

(Sophomore - 2014-15)												
Opponent	Min	FG-A	3PT-A	FT-A	O-D-T	PF	A	TO	BS	ST	PTS	
Appalachian St.	24	6-11	2-6	2-3	3-1-4	3	3	3	0	3	16	
Baylor	28	2-5	1-1	7-8	1-7-8	2	2	1	0	1	12	
Morehead State	23	4-9	1-3	0-0	1-3-4	0	4	2	0	0	9	
at Central Michigan	30	6-12	0-2	0-1	1-3-4	0	4	2	0	2	12	
Illinois	32	7-11	0-0	6-9	1-4-5	2	2	0	0	2	20	
Oklahoma	41	9-14	0-1	11-15	3-7-10	3	4	2	1	3	29	
South Florida	29	3-8	0-0	6-13	1-1-2	3	2	1	0	0	11	
Northern KY	32	4-11	1-2	2-4	0-0-0	1	0	0	0	0	12	
at Louisville	30	4-11	0-0	2-3	1-3-4	0	2	2	0	2	10	
MTSU	32	6-6	0-0	0-2	2-3-5	0	6	3	0	0	12	
Belmont	30	2-8	1-3	2-2	1-2-3	1	2	1	0	1	8	
at Duke	31	3-9	0-1	2-3	4-1-5	2	2	2	0	0	7	
Tennessee State	34	5-14	0-4	6-8	2-1-3	2	2	1	1	1	16	
at Alabama	32	5-11	0-1	4-7	4-3-7	3	3	0	0	3	14	
Ole Miss	35	3-17	0-3	6-6	3-3-6	0	0	1	0	0	12	
Auburn	25	4-9	1-3	3-4	1-3-4	1	6	1	0	1	12	
at South Carolina	35	2-8	1-4	0-0	0-2-2	0	5	2	0	2	5	
Florida	32	6-10	0-2	8-8	1-4-5	0	4	2	0	3	20	
at LSU	36	4-13	1-4	1-2	0-4-0	0	5	4	0	0	10	
at Missouri	37	7-18	1-5	3-4	3-7-10	1	2	1	0	1	18	
Tennessee	35	8-19	3-3	4-7	1-1-2	2	4	2	0	4	23	
Georgia	25	5-10	1-4	5-6	1-5-6	2	1	5	0	0	16	
at Vanderbilt	37	8-14	1-1	1-1	0-1-1	0	2	5	1	0	12	
Miss. State	44	18-30	2-3	4-6	1-5-6	4	5	4	1	1	42	
at Tennessee	33	6-14	1-1	0-0	1-3-4	1	1	2	0	3	13	
Texas A&M	35	7-19	2-4	3-4	4-5-9	0	0	4	0	0	19	
at Ole Miss	28	0-5	0-3	1-2	1-2-3	1	5	3	0	1	1	
at Arkansas	35	2-7	0-1	0-0	1-2-3	0	4	0	0	0	4	
South Carolina	36	3-9	0-1	8-11	1-2-3	0	0	1	0	1	14	
Vanderbilt	28	3-6	0-0	2-4	0-5-5	0	5	1	0	0	8	
Miss. State	38	12-21	2-5	5-7	0-5-1	1	2	5	0	1	31	
Tennessee	34	4-13	0-2	2-2	0-2-2	3	5	5	1	3	10	
Tennessee State	31	4-11	0-0	5-8	3-2-5	1	3	1	0	3	13	
Dayton	37	12-21	2-3	3-5	0-1-1	2	3	0	0	1	29	

(Freshman - 2013-14)												
Opponent	Min	FG-A	3PT-A	FT-A	O-D-T	PF	A	TO	BS	ST	PTS	
at Marist												DNP - Illness
at Wagner	2	1-1	0-0	0-0	0-0-0	1	0	0	0	1	2	
Ga. Southern	19	4-7	1-3	0-1	1-2-3	1	6	1	0	1	9	
Central Michigan	8	0-2	0-1	0-0	0-2-2	2	2	1	0	0	0	
Lipscomb	15	1-5	0-0	0-0	0-2-0	0	2	0	0	1	2	
at MTSU	5	2-4	0-2	1-2	0-2-3	0	3	0	1	0	5	
Bradley	17	3-7	1-3	2-4	0-1-1	1	6	0	0	3	9	
Louisville	6	2-3	2-3	0-0	0-0-0	0	0	0	0	0	6	
Baylor	19	3-5	2-3	1-2	0-4-4	3	2	1	0	1	9	
at DePaul	15	4-6	0-1	2-4	3-3-6	2	2	1	0	1	10	
ETSU	18	3-5	2-3	0-0	0-3-3	0	1	0	0	2	8	
Duke	13	0-3	0-0	0-0	0-0-0	1	0	0	0	0	0	
Grambling State	28	5-6	0-1	0-0	4-3-7	2	0	1	0	0	10	
at Alabama	9	1-2	0-0	0-0	0-1-1	0	1	0	0	0	2	
Florida	6	0-0	0-0	0-0	0-0-0	1	0	0	0	0	0	
at South Carolina	5	0-1	0-1	0-0	0-0-0	1	0	1	0	0	0	
Missouri	6	0-1	0-0	0-0	0-0-0	1	1	0	0	0	0	
at Auburn	4	0-0	0-0	0-0	0-0-0	1	0	1	0	0	0	
Alabama	6	0-2	0-1	0-0	0-0-0	1	0	0	0	0	0	
Arkansas	3	0-0	0-0	0-0	0-0-0	1	0	0	0	0	0	
at Georgia	6	0-1	0-1	0-0								

her first career start vs. No. 2 Duke (12/22/13)... Was a key spark off the bench in 4OT win vs. Baylor (12/6/13) with nine points ... Drilled back-to-back 3-pointers late in the first half to help cut UofL's lead to eight in the first half and finished with six points on a career-high 2-of-3 shooting from 3-point range to help UK secure the win ... Named to the SEC First-Year Academic Honor Roll.

HIGH SCHOOL

Listed as the 10th-best guard and 32nd best player in the nation, according to ESPN.com ... Was the first in Lady Knight school history with that distinction ... 2013 Kentucky Miss Basketball ... 2013 Kentucky Gatorade Player of the Year ... 2013 WBCA All-American Honorable Mention... 2013 AP Girls' Player of the Year ... Three-time All-State honoree who compiled over 3,300 points in her prep basketball career ... Led the top-ranked Lady Knights to a perfect 39-0 record in 2013 and Marion County's first state tournament title in eight appearances ... The Lady Knights became the first undefeated state champ since Marshall County in 1984 ... Averaged a team-high 23.0 points, 5.5 assists, 4.3 steals and 5.5 rebounds per game as a senior ... Chose Kentucky over Louisville.

PERSONAL

Parent(s): Angela Mattingly and Anthony Epps ... Siblings: Two brothers (Jaren and Jamison), three sisters (Denisha, Antaya and Lainey) ... Major: Social work, minor in Family Science ... Shooting Hand: Right

THE CATS' CAUSE

Volunteered at Dixie Elementary's Field Day ... Participated in God's Pantry Backpack program every year on campus ... National Student-Athlete Day Event volunteer ... Helped 2014 UK Blanket Project and delivered blankets to UK Children's Hospital ... Visited patients at the Markey Cancer Center and made a special visit to UK Athletics super fan and longtime women's basketball shot clock operator and press row moderator, Bobby Flynn ... Sorted food at God's Pantry Food Bank.



CAREER STATS

Year	GP-GS	MIN	FG-FGA	PCT	3FG-FGA	PCT	FT-FTA	PCT	OFF-DEF	TOT-AVG	PF-FO	A	TO	BLK	ST	PTS-AVG
2013-14	34-1	391-11.5	56-116	.483	12-41	.293	31-46	.674	10-37	47-1.4	32-0	46	21	0	11	155-4.6
2014-15	34-22	1102-32.4	184-414	.444	24-76	.316	114-165	.691	47-109	156-4.6	38-0	101	69	6	45	506-14.9
2015-16	32-32	1126-35.2	207-438	.473	26-92	.283	106-146	.726	39-115	154-4.8	40-0	143	77	4	41	546-17.1
TOTAL	100-55	2619-26.2	447-968	.462	62-209	.297	251-357	.703	96-261	357-3.6	110-0	290	167	10	97	1207-12.1



JESSICA HARDIN

#15 • GUARD • SR. • 5-8

MONTICELLO, KY./WAYNE COUNTY HS/BELLARMINE

GENERAL

Former Kentucky high school standout that played at Bellarmine her freshman season before transferring to UK to focus on academics ... Walked on the team during the summer of 2016 and impressed the coaches with her work ethic and skill ... Strong shooter that has a desire to learn and improve on both sides of the court ... Grandfather James Hardin played football at UK in 1951-52.

AT BELLARMINE

Started 16 of the 26 games in which she appeared her freshman season while averaging 20.6 minutes per game ... Was third on the team in scoring at 9.6 points per game and averaged 2.8 rebounds per game ... Led team in made 3-pointers (52) and 3-point percentage (36.9) ... Buried five 3-pointers in a game on three separate occasions ... Scored in double figures in five straight games from Feb. 1-15 ... Tied for 11th in GLVC in 3-pointers made per game ... Sank all six of her free throws in collegiate debut on Nov. 17 against North Alabama ... Sank three 3-pointers in scoring 13 points on Dec. 20 against Wayne State ... Nailed five 3-pointers and scored 17 points on Dec. 21 against Trevecca Nazarene ... Scored 14 points in consecutive games on Jan. 18 and 20 against Saint Joseph's and Southern Indiana ... Drilled five 3-pointers in scoring 18 points on Feb. 1 against Illinois-Springfield ... Tallied career-high 19 points behind career-best seven made field goals, including five 3-pointers, on Feb. 6 against Quincy ... Had 11 points and seven rebounds on Feb. 13 against Missouri-St. Louis ... Netted 15 points against Maryville in the GLVC Tournament ... Academic All-GLVC selection.

HIGH SCHOOL

Averaged 19.6 points and 6.0 rebounds per game, earning third-team all-state honors from the Courier-Journal ... Shot 40.9 percent from the field and 40.1 percent from behind the arc ... Named 12th Region Player of the Year ... Member of Kentucky All-Stars in prestigious Kentucky/Indiana All-Star game ... Finished third on the school's all-time scoring list (1,795 points) and fifth in rebounding (797 rebounds) ... At the time of graduation, she held the single-season record for points in a year (635), set as a junior ... She also held six other single-season and single-game records.

PERSONAL

Place of Birth: Somerset, Ky. ... Parent(s): Philip and Melynda Hardin ... Siblings: One brother (Matthew Cooper) ... Major: Communication ... Shooting Hand: Right.

THE CATS' CAUSE

Volunteered to pack and deliver food for God's Pantry Backpack program ... Helped sort food at God's Pantry Food Bank.

JESSICA

GAME-BY-GAME STATS

(At Bellarmine - 2013-14)

Opponent	Min	FG-A	3PT-A	FT-A	O-D-T	PF	A	TO	BS	ST	PTS
at North Alabama	15	0-3	0-1	6-6	1-1-2	4	1	3	0	1	6
Ferris State	16	3-6	2-4	1-2	0-4-4	4	0	0	1	0	9
Kentucky State	25	2-8	0-3	3-4	3-0-3	4	2	0	0	3	7
Lee University	8	1-3	1-2	2-2	0-1-1	1	0	0	0	0	5
at Union University	14	2-5	0-2	0-2	2-1-3	1	0	2	0	0	4
Wayne State	21	5-10	3-5	0-0	1-1-2	1	1	0	1	2	13
Trevecca Nazarene	18	6-9	5-7	0-0	0-3-3	3	1	2	0	0	17
at William Jewell	13	3-10	2-5	1-2	5-2-7	5	1	0	0	1	9
at Rockhurst	22	3-9	3-6	0-0	2-0-2	4	2	2	0	0	9
DU	23	2-10	0-6	4-4	1-0-1	2	0	1	0	2	8
Missouri S&T	19	4-8	3-6	2-4	1-1-2	4	1	2	0	1	13
Indianapolis	21	1-5	1-5	0-0	2-2-4	4	2	0	0	1	3
Saint Joseph's	26	4-9	3-7	3-6	1-3-4	2	1	4	0	1	14
Southern Indiana	29	5-14	4-10	0-0	0-1-1	4	0	2	0	1	14
at UW-Parkside	22	2-8	2-5	3-4	4-1-5	2	0	2	0	1	9
at Lewis	12	0-4	0-3	0-0	0-2-2	3	1	0	1	1	0
McKendree	22	3-8	2-5	0-0	1-1-2	2	1	1	0	0	8
Illinois-Springfield	27	6-10	5-9	1-2	0-3-3	1	1	3	0	0	18
at Quincy	23	7-14	5-7	0-0	0-1-1	5	1	1	0	2	19
at Truman State	24	4-10	2-7	3-7	1-2-3	4	0	1	0	0	13
Missouri-St.Louis	25	5-11	0-5	1-1	2-5-7	1	2	0	1	0	11
Maryville	28	4-13	3-10	0-0	0-1-1	2	1	2	0	1	11
at Saint Joseph's	14	1-2	1-2	0-0	0-1-1	4	1	2	0	0	3
at Indianapolis	21	1-7	1-5	1-2	1-2-3	2	3	1	0	0	4
at Southern Indiana	22	2-7	1-2	2-2	0-2-2	2	0	2	0	1	7
at Maryville	25	4-14	3-11	4-4	0-4-4	3	0	0	0	1	15



MACI



GENERAL

Terrific shooter that is an in-state product and has worked hard to succeed on both sides of the floor ... Plays under control, reads spacing, distributes in transition ... Mid-range game producer with consistent results ... Gained strength and improved conditioning over the summer ... Chose Kentucky over Louisville, Marquette and Dayton.

- SEC All-Freshman Team by league coaches (2016)
- SEC Academic Honor Roll (2016)

CAREER STATS

Year	GP-GS	MIN	FG-FGA	PCT	3FG-FGA	PCT	FT-FTA	PCT	OFF-DEF	TOT-AVG	PF-FO	A	TO	BLK	ST	PTS-AVG
2015-16	33-33	820-24.8	101-254	.398	49-125	.392	30-35	.857	8-77	85-2.6	78-4	31	54	7	19	281-8.5
TOTAL	33-33	820-24.8	101-254	.398	49-125	.392	30-35	.857	8-77	85-2.6	78-4	31	54	7	19	281-8.5



MACI MORRIS

#4 • GUARD • SOPH • 6-0
PINEVILLE, KY./BELL COUNTY HS

2015-16 (FRESHMAN)

Great freshman season, being named to the SEC All-Freshman Team by league coaches ... Started all 33 games, averaging 8.5 ppg ... Second on the team with 49 3-pointers made ... Had the fifth-best scoring effort in a varsity debut in UK history against Rice, draining 16 points in the victory and going 3-for-5 from 3-point range ... Dropped an SEC career-high-tying 17 points to lead the Cats in the victory over No. 14 Mississippi State ... Hit at least one 3-pointer in her first 11 games ... Missed the first free throw of her career after going 13-of-13 in her first attempts ... It was a record for most consecutive free throws to start a career in Mitchell era ... Had a career day against Eastern Michigan, pouring in 17 points thanks to five 3-pointers and grabbing a career-best six rebounds while also notching her first career block ... Hit her first seven 3-point attempts in the first two games of the NCAA Tournament, going 3-for-3 against UNCA and 4-for-5 versus Oklahoma, marking a UK record for consecutive triples in NCAA Tournament play ... Her 49 3-pointers were just one off tying the UK freshman 3-point record, tying Carly Ormerod for the second-most triples made by a freshman in UK history ... Sits second in freshman 3-point percentage after connecting on 39.2% of her shots beyond the arc.

HIGH SCHOOL

Played varsity basketball at Bell County High School since the seventh grade and was a starter since the eighth grade ... Ranked as the 10th-best shooting guard and a top-50 prospect nationally by espnW ... Named Miss Kentucky Basketball in a statewide vote of coaches and was on Courier-Journal's All-State Team her senior season ... A three-time All-State honoree by the CJ and Lexington Herald-Leader ... Finished her career with 3,368 career points, ranking sixth in state history ... Morris averaged 25.6 points and 7.9 rebounds her senior season to help Bell County finish 29-3 and reach the first round of the Sweet 16 ... Averaged 22.1 points and 9.6 rebounds per game as a junior, shooting 55.6 percent from the

GAME-BY-GAME STATS

(Freshman - 2015-16)												
Opponent	Min	FG-A	3PT-A	FT-A	O-D-T	PF	A	TO	BS	ST	PTS	
Rice	29	6-10	3-5	1-1	0-0-0	2	0	5	0	1	16	
at Arizona State	19	2-7	1-3	0-0	1-1-2	2	2	2	0	1	5	
Morehead State	14	1-3	1-3	2-2	0-1-1	5	1	1	0	2	5	
Colorado	25	5-11	3-6	0-0	0-1-1	2	3	0	0	1	13	
E. Michigan	28	6-9	5-6	0-0	0-6-6	1	2	1	1	0	17	
Jackson State	29	3-13	1-8	0-0	0-1-1	0	3	0	1	1	7	
at NKU	21	3-6	1-4	2-2	0-3-3	2	1	2	0	1	9	
Louisville	29	3-7	2-3	0-0	0-2-2	2	0	0	1	1	8	
at MTSU	34	4-6	1-2	1-1	0-4-4	3	0	2	0	2	10	
DUKE	24	4-11	1-4	0-0	0-3-3	1	1	0	0	1	9	
Tennessee State	26	5-9	1-2	2-2	0-2-2	0	0	1	2	1	13	
at Auburn	28	0-7	0-2	2-2	0-1-1	2	1	5	0	0	2	
Alabama	21	4-7	2-4	0-0	0-0-0	2	0	3	1	0	10	
at Georgia	28	3-9	3-4	0-0	0-3-3	0	0	0	0	1	9	
South Carolina	25	2-6	1-2	0-0	0-0-0	0	0	0	0	0	5	
Auburn	17	0-6	0-5	0-0	0-0-0	2	0	3	0	0	0	
at Ole Miss	29	4-7	2-3	0-0	2-4-6	5	1	4	0	0	10	
Tennessee	23	0-6	0-2	0-0	0-1-1	2	1	1	0	0	0	
Vanderbilt	30	1-6	0-4	2-2	0-1-1	4	3	4	0	2	4	
at Florida	21	4-7	2-4	0-0	0-0-0	5	0	1	0	0	10	
at South Carolina	25	3-11	0-4	4-5	0-2-2	4	1	1	0	1	10	
LSU	27	6-10	1-4	1-2	0-3-3	4	1	1	0	1	14	
at Vanderbilt	18	2-6	1-3	2-2	1-2-3	3	0	0	0	1	7	
at Mississippi St.	26	6-9	2-3	3-4	1-3-4	3	2	1	0	0	17	
Arkansas	35	3-9	2-7	2-2	0-2-2	1	3	1	0	0	10	
Missouri	24	1-10	0-3	0-0	0-6-6	1	1	0	1	1	2	
at Texas A&M	22	4-9	2-5	0-0	0-3-3	5	0	2	0	0	10	
LSU	25	1-4	0-1	2-4	0-4-4	3	1	3	0	0	4	
Florida	22	2-10	2-5	4-4	1-4-5	3	1	2	0	0	10	
South Carolina	27	3-7	1-3	0-0	2-4-6	1	1	2	0	0	7	
UNC Asheville	22	3-3	3-3	0-0	0-6-6	2	1	2	0	0	9	
Oklahoma	19	4-6	4-5	0-0	0-1-1	3	0	2	0	0	12	
Washington	28	3-7	1-3	0-0	0-3-3	3	0	2	0	0	7	

floor and 35.1 percent from beyond the 3-point line.

PERSONAL

Place of Birth: Hazard, Ky. ... Parent(s): Lewis and Patti Morris ... Siblings: One brother (Victor) ... Major: Kinesiology ... Shooting Hand: Right

THE CATS' CAUSE

Volunteered to pack and deliver food for God's Pantry Backpack program ... Also sorted food at God's Pantry Food Bank ... Visited patients at UK's Markey Cancer Center and volunteered at One Parent Schol- ar Home.



CAREER HIGHS

Points:	17, twice, last vs. Mississippi State 02/18/16
FGM:	6, four times, last vs. Mississippi State 02/18/16
FGA:	11 vs. Colorado 11/22/15
FTM:	4 vs. South Carolina 02/04/16
FTA:	5 at South Carolina 02/04/16
3FGM:	5 vs. Eastern Michigan 11/25/15
3FGA:	7 vs. Arkansas 02/21/16
O-Rebounds:	2, twice, last vs. South Carolina 03/05/16
D-Rebounds:	6, thrice, last vs. UNC Asheville 03/19/16
Total Rebounds:	6, 3x, last vs. UNC Asheville 03/19/16
Assists:	3, four times, last vs. Arkansas 02/21/16
Blocks:	2 vs. Tennessee State 12/28/15
Steals:	2, thrice, last vs. Vanderbilt 01/28/16
Minutes:	35 vs. Arkansas 02/21/16



TAYLOR

GENERAL

Fast, explosive player that gets down the floor quickly and has great ball-handling skills ... High basketball IQ ... Will be looked on to be more of a leader in year two with the graduation of Janee Thompson ... Coaches praised her ability to improve her freshman season and is considered an extremely coachable player that takes advice well and changes ... First UK player from Maryland since Keiko Tate (2002-05) ... Chose Kentucky over Penn State and West Virginia.

- SEC Academic Honor Roll (2016)

CAREER STATS

Year	GP-GS	MIN	FG-FGA	PCT	3FG-FGA	PCT	FT-FTA	PCT	OFF-DEF	TOT-AVG	PF-FO	A	TO	BLK	ST	PTS-AVG
2015-16	33-0	757-22.9	81-185	.538	14-52	.269	50-60	.833	20-68	88-2.7	72-0	73	52	1	56	226-6.8
TOTAL	33-0	757-22.9	81-185	.538	14-52	.269	50-60	.833	20-68	88-2.7	72-0	73	52	1	56	226-6.8



TAYLOR MURRAY

#24 • GUARD • SOPH • 5-6

ODENTON, MD./ANNAPOLIS AREA CHRISTIAN

2015-16 (FRESHMAN)

Impressive first season with UK, averaging 6.8 points per game, 2.7 rebounds per game, 2.2 assists per game and 1.5 steals per game ... Led the team in steals, with 56, which are the fourth-most in a UK freshman season ... Dished out 73 assists, the third-most on the team ... Had the 10th-best scoring performance in UK debut, with 12 points against Rice ... Recorded four-or-more steals on five occasions, against Rice, Morehead State and Auburn (twice), and Vanderbilt ... Had a career day when Auburn came to Memorial Coliseum, posting a career-high 14 points and six steals to lead the team in both categories ... Defensive effort against Jackson St. helped team allow just one point more than the fewest allowed in school history, nabbing three steals and also scoring a career-high 13 points ... Had the most defensive rebounds on the team against Northern Kentucky, pulling down a career-high seven defensive boards ... Hit .833 from the charity stripe, which was the fourth-highest free throw percentage in a freshman season ... Scored 10+ points 10 times and had three or more steals in nine games ... Led Kentucky in steals in 15 games.

HIGH SCHOOL

Ranked as No. 18 point guard by espnW and No. 15 overall player by MaxPreps ... Averaged 29.6 points, 8.8 rebounds, 7.0 steals and 4.1 assists per game her senior season, leading Annapolis Area Christian School to a 27-3 record and both the Interscholastic Athletic Association of Maryland Class B and Maryland Christian School Division 1 state titles ... Named 2015 McDonald's All-American ... 2015 Maryland Gatorade State Girls Basketball Player of the Year ... Won gold medal as member of Team USA at the 2013 FIBA Americas U16 Championship, helping the USA to a 5-0 record and a berth into the 2014 FIBA U17 World Championship ... Named to the Baltimore Sun All-Metro First Team during junior season after being a second-team selection as a sophomore ... Was a two-time Capital Gazette Communications All-County First Team and two-time Interscholastic

Athletic Association of Maryland All-B Conference member (2012 and 2013) ... Averaged 25.5 points, 9.6 rebounds, 9.3 steals and 3.1 assists per game as a junior and 20.9 points, 11 rebounds, 4.3 assists and 8.4 steals per game as a sophomore.

PERSONAL

Place of Birth: Teaneck, N.J. ... Parent(s): Sonya Murray ... Major: Pre-Public Health ... Shooting Hand: Right

THE CATS' CAUSE

Participated in God's Pantry Backpack program every year on campus ... Also sorted food at God's Pantry Food Bank ... Helped build a playground for Habitat for Humanity ... Visited patients at UK's Markey Cancer Center and volunteered at One Parent Scholar Home.

GAME-BY-GAME STATS

(Freshman - 2015-16)												
Opponent	Min	FG-A	3PT-A	FT-A	O-D-T	PF	A	TO	BS	ST	PTS	
Rice	25	6-9	0-0	0-0	0-2-2	3	2	4	0	4	12	
at Arizona State	26	3-5	0-0	1-2	0-2-2	4	3	2	0	0	7	
Morehead State	31	3-10	1-6	5-6	1-3-4	3	6	4	0	4	12	
Colorado	20	2-5	1-1	5-6	3-0-3	1	5	1	0	1	10	
E. Michigan	22	1-2	0-0	1-2	0-4-4	2	3	3	0	0	3	
Jackson State	26	6-12	1-5	0-0	2-4-6	3	2	0	0	3	13	
at NKU	20	2-4	0-0	4-4	0-7-7	3	3	0	0	3	8	
LOUISVILLE	24	4-9	1-4	2-2	1-3-4	1	1	6	0	1	11	
at MTSU	18	3-6	0-0	4-4	0-3-3	3	3	1	0	1	10	
Duke	22	2-5	0-0	0-0	0-1-1	2	2	1	0	0	4	
Tennessee State	17	5-7	2-2	1-1	1-1-2	2	2	2	0	1	13	
at Auburn	20	1-6	0-2	1-2	0-1-1	3	1	5	0	4	3	
Alabama	21	2-4	0-0	0-0	2-4-6	2	2	1	0	3	4	
at Georgia	22	1-6	0-2	3-5	2-3-5	3	1	3	0	1	5	
South Carolina	19	1-3	0-0	2-2	1-1-2	2	0	0	0	1	4	
Auburn	29	5-8	2-2	2-2	0-2-2	2	1	2	0	6	14	
at Ole Miss	15	1-4	0-1	1-2	0-0-0	4	0	1	0	0	3	
Tennessee	17	2-4	1-3	0-0	0-0-0	2	1	0	0	2	5	
Vanderbilt	23	1-5	0-2	0-0	2-1-3	1	1	1	0	1	2	
at Florida	29	1-3	0-1	0-0	0-0-0	3	4	2	0	1	2	
at South Carolina	30	2-4	1-1	1-1	0-0-0	4	1	1	0	0	6	
LSU	12	0-2	0-1	2-2	0-2-2	0	0	1	0	2	2	
at Vanderbilt	26	3-9	1-2	1-2	0-1-1	0	3	0	0	4	8	
at Mississippi State	27	3-6	1-3	6-6	2-2-4	2	4	1	0	1	13	
Arkansas	30	3-6	0-2	0-0	0-1-1	1	3	2	0	0	6	
Missouri	20	2-4	1-3	0-0	1-1-2	4	2	1	0	2	5	
at Texas A&M	26	3-5	0-0	2-2	1-5-6	2	3	0	0	1	8	
LSU	29	1-4	0-2	3-4	0-2-2	2	3	3	0	2	5	
Florida	18	2-5	1-2	0-0	0-1-1	0	1	2	0	3	5	
South Carolina	21	3-7	0-1	0-0	0-2-2	1	3	2	0	1	6	
UNC Asheville	26	5-7	0-1	1-1	1-4-5	2	4	0	1	0	11	
Oklahoma	27	2-4	0-0	2-2	0-5-5	1	1	0	0	1	6	
Washington	19	0-5	0-3	0-0	0-0-0	4	2	0	0	2	0	



CAREER HIGHS

Points:	14 vs. Auburn 01/17/16
FGM:	6, twice, last vs. Jackson State 11/29/15
FGA:	12 vs. Jackson State 11/29/15
FTM:	6 vs. Mississippi State 02/18/16
FTA:	6, thrice, last vs. Mississippi State 02/18/16
3FGM:	2, twice, last vs. auburn 01/17/16
3FGA:	6 vs. Morehead State 11/18/15
O-Rebounds:	2, 5x, last vs. Mississippi State 02/18/16
D-Rebounds:	7 vs. NKU 12/02/15
Total Rebounds:	7 vs. NKU 12/02/15
Assists:	6 vs. Morehead State 11/18/15
Blocks:	1 vs. UNC Asheville 03/19/16
Steals:	6 vs. Auburn 01/17/16
Minutes:	31 vs. Morehead State 11/18/15



RACHEL POTTER

#11 • GUARD • JR • 5-11

PIKEVILLE, KY./PIKEVILLE HS

GENERAL

Joined the team as a walk-on during the summer of 2016 ... Hard work ethic and passion to get better ... Spent the summer conditioning with the team and improved daily ... One of the best high school players in recent state history, scoring over 2,000 career points for Pikeville High School.

HIGH SCHOOL

Four-year starter for the Pikeville High School Panthers where she was one of the top players in the state ... Held several school records when she graduated, including all-time leading scorer with 2,369 points and all-time leader in assists with 608 ... Also ended her high school career with 658 rebounds, 237 steals and 161 blocks ... Other school records include: most assists in a season with 183 her sophomore season; most assists in a game with 15; most free throws in a game with 22; highest 3-point average in a career at .350; highest 3-point average in a season with .422 her sophomore season ... A four-time all-district performer, while she was an All-15th Region selection in 2012 and 2014, Region 15 Co-Player of the Year in 2014, Pike County Player of the Year in 2014 and Farm Bureau Classic MVP in 2012, 2013 and 2014 ... Was a member of the 2013 Kentucky Junior All-Star Team, 2014 East Kentucky All-Star Team and played in the 2014 Kentucky vs. Ohio All-Star Game ... Averaged 21 points per game her senior season with 5.2 assists per game, 6.9 rebounds per game and 2.3 steals per game, while her junior year she had 18 points per game, 4.1 assists per game, 7.8 rebounds per game and 2.7 steals per game ... Also shined as an underclassman with 20 points per game, 6.0 assists per game, 4.0 rebounds and 2.1 steals per game as a sophomore and 19 points per game, 5.7 assists per game and 4.5 rebounds per game as a freshman ... Excelled on and off the court as a Governor's Scholar, Presidential Scholarship recipient, Valedictorian of Pikeville High School and member of the National Honor Society.

PERSONAL

Place of Birth: Lexington, Ky. ... Parent(s): Jeffery and Tammy Potter ... Siblings: One brother (Samuel) ... Major: Agricultural Biotechnology, Biology ... Shooting Hand: Right.

THE CATS' CAUSE

Volunteered to pack and deliver food for God's Pantry BackPack program ... Also sorted food at God's Pantry Food Bank.



RACHEL





JAIDA ROPER

#32 • GUARD • FR • 5-6
MEMPHIS, TENN./HOUSTON HS

GENERAL

Very athletic and fast guard who will contribute her first season at UK ... Loves to push the tempo and play in transition ... Always looking for the open teammate, but can score as well ... Good personality that has meshed well with the returners and improved over the summer.

HIGH SCHOOL

A four-star prospect according to ProspectsNation.com and three-star guard according to ESPN.com ... Earned high praise for her performance in the 2015 EBA Super 64 Camp, as ProspectsNation.com listed her strengths as slasher, distributor and coachable ... Played in the Basketball Coaches Association of Tennessee East-West All-Star game in 2016 ... Shined in her team's 15-AAA championship game last season, scoring 22 points to earn the tournament most valuable player award ... Scored over 1,500 career points for Houston High School under head coach Chad Becker ... Averaged 13.2 points per game, 5.2 assists per game, 4.1 rebounds per game and 2.8 steals per game her senior season ... The Commercial Appeal Best of Preps Class AAA honors four straight seasons ... Helped Houston High School to several championships ... As a sophomore, she led the team to the Division I Class AAA State Tournament, where she posted a team-high nine points in the team's loss to Blackman ... Was named the district most valuable player as a sophomore as Houston High finished with a 26-8 record and won a district and regional championship ... Was one of 17 Class AAA players to be named to the Tennessee Sports Writers Association All-State Team her sophomore year ... Averaged 17.8 points per game, 5.7 assists per game, 3.9 steals per game and 3.6 rebounds per game, shooting 40 percent from 3-point as a sophomore Was named to the all-region tournament team her junior and sophomore seasons.

PERSONAL

Place of Birth: Chicago, Ill. ... Parent(s): John and Kina Roper ... Siblings: One brother (John) ... Major: Undergraduate studies ... Shooting Hand: Right

THE CATS' CAUSE

Volunteered to pack and deliver food for God's Pantry Backpack program ... Also sorted food at God's Pantry Food Bank.

JAIDA



GENERAL

Combination of size and speed will be key for Kentucky in the post ... Her versatility makes her difficult to defend ... Great ball handler and shooter ... Tough finisher around the basket ... Really shined in summer workouts and is completely healthy after missing the early part of last season due to injury ... Team's representative on the Student Athlete Advisory Committee and represented the team at the league office's Basketball Student-Athlete Leadership Council, where she was named vice chair of the women's council.

- SEC Academic Honor Roll (2015, 2016)



CAREER STATS

Year	GP-GS	MIN	FG-FGA	PCT	3FG-FGA	PCT	FT-FTA	PCT	OFF-DEF	TOT-AVG	PF-FO	A	TO	BLK	ST	PTS-AVG
2014-15	34-11	484-14.2	32-89	.360	0-0	.000	36-57	.632	37-54	91-2.7	98-3	7	37	24	9	100-2.9
2015-16	26-2	246-9.5	22-50	.440	0-0	.000	18-32	.563	27-34	61-2.3	54-1	6	23	11	3	62-2.4
TOTAL	60-13	730-12.2	54-139	.388	0-0	.000	54-89	.607	64-88	152-2.5	152-4	13	60	35	12	162-2.7



ALYSSA RICE

#45 • CENTER • JR. • 6-3
REYNOLDSBURG, OHIO/REYNOLDSBURG

2015-16 (SOPHOMORE)

Missed a majority of non-conference play due to a stress reaction in her foot, but returned to play in 26 games with two starts ... Averaged 2.4 points per game with 2.3 rebounds per game and 11 total blocks ... Played her best basketball in the SEC Tournament, scoring nine points with five rebounds in the opening game vs. LSU, before eight points and nine rebounds against Florida in the quarterfinals ... Had at least one offensive rebound in 19 of her 26 games played ... Went 22-for-50 from the field and 18-for-32 from the free-throw line ... Her nine points scored against LSU in the SEC Tournament tied a career high for points scored, while her nine rebounds the next day against Florida set a new career high for total rebounds ... Led UK in blocks six times during the season.

2014-15 (FRESHMAN)

Played in all 34 games with 11 starting assignments ... Averaged 2.9 points per game, while grabbing 2.7 boards per game ... Averaged 2.9 ppg and 2.1 rpg in SEC play ... Scored a career-high tying nine points in UK's win over Tennessee State in the NCAA Tournament first round (3/20/15) on 2-of-2 shooting from the floor and 5-of-6 from the foul line ... Tallied a career-high nine points at Vanderbilt (2/8/15), while also grabbing two rebounds and recording a career-high three blocks ... Earned her first career start vs. Middle Tennessee State (12/12/14) and swatted away a career-high two blocks in 19 minutes ... Scored at least one point in 29 of 34 games played ... Grabbed a career-high eight rebounds vs. Oklahoma (11/28/14) ... Led UK with two steals in just 18 minutes of action in the win over No. 8/9 Baylor (11/17/14) in Rupp.

HIGH SCHOOL

Ranked the No. 3 post player in the country and 20th overall player according to ESPN.com ... Named Reynoldsburg's first McDonald's All-American ... USA Today Third-Team All-American ... WBCA All-Ameri-

can honorable mention ... Holds the scoring (1433) and rebounding all-time record (904) at Reynoldsburg High School ... Led the Raiders to a 96-11 record during her four seasons ... Named Associated Press First-Team All-Ohio and The Columbus Dispatch All-Metro team player of the year after averaging 19.1 points per game as a senior ... As a junior, led the Raiders to a 24-4 overall record and averaged 15.2 points, 7.8 rebounds and 4.0 blocks per game, while shooting 65 percent from the floor ... Named First-Team All-Ohio ... Named to the MaxPreps 2013 Girls Basketball All-America Team ... Chose Kentucky over Virginia, Maryland, Ohio State and West Virginia ... Member of the National Honor Society ... Played AAU for Sports City U.

PERSONAL

Place of Birth: Forrest City, Ark. ... Parent(s): Thomas and Laurie Rice ... Siblings: One sister (Brittany) and one brother (Jordan) ... Major: Accounting, minor in Communication and Psychology ... Shooting Hand: Right

THE CATS' CAUSE

Volunteered to pack and deliver food for God's Pantry Backpack program ... Part of a group that helped collect blankets for UK Children's Hospital ... Visited residents at Brookdale Richmond Place nursing home and visited patients at UK's Markey Cancer Center ... Volunteered at One Parent Scholar Home ... Helped gather items for Louisiana floor relief.

GAME-BY-GAME STATS

(Sophomore - 2015-16)													
Opponent	Min	FG-A	3PT-A	FT-A	O-D-T	PF	A	TO	BS	ST	PTS		
Rice	DNP-INJ	-	-	-	-	-	-	-	-	-	-	-	-
at Arizona State	DNP-INJ	-	-	-	-	-	-	-	-	-	-	-	-
Morehead State	DNP-INJ	-	-	-	-	-	-	-	-	-	-	-	-
Colorado	DNP-INJ	-	-	-	-	-	-	-	-	-	-	-	-
E. Michigan	DNP-INJ	-	-	-	-	-	-	-	-	-	-	-	-
Jackson State	DNP-INJ	-	-	-	-	-	-	-	-	-	-	-	-
at NKU	DNP-INJ	-	-	-	-	-	-	-	-	-	-	-	-
Louisville	4	0-0	0-0	0-0	1-0-1	1	0	0	0	0	0	0	0
at MTSU	9	1-4	0-0	1-2	2-1-3	2	0	0	0	0	1	3	0
Duke	5	0-0	0-0	0-0	0-1-1	2	0	1	0	0	0	0	0
Tennessee State	11	1-2	0-0	2-2	1-3-4	2	2	2	2	0	4	4	0
at Auburn	13	1-1	0-0	2-4	3-1-4	2	0	2	1	0	4	4	0
Alabama	14	1-3	0-0	2-2	2-2-4	2	2	1	0	0	4	4	0
at Georgia	8	2-2	0-0	0-0	0-1-1	1	0	2	1	0	4	4	0
South Carolina	15	0-3	0-0	0-0	1-3-4	4	0	1	1	0	0	0	0
Auburn	2	0-0	0-0	0-0	0-0-0	0	0	0	0	0	0	0	0
at Ole Miss	6	0-0	0-0	0-0	0-1-1	1	0	0	0	0	0	0	0
Tennessee	11	0-0	0-0	0-0	1-1-2	4	0	0	0	0	0	0	0
Vanderbilt	7	0-0	0-0	0-0	0-1-1	1	0	1	0	0	0	0	0
at Florida	16	2-2	0-0	0-0	1-0-1	2	0	3	1	1	4	4	0
at South Carolina	6	1-2	0-0	0-0	0-0-0	3	0	1	0	0	2	2	0
LSU	5	2-3	0-0	2-5	1-0-1	4	0	1	1	0	6	6	0
at Vanderbilt	7	0-3	0-0	1-2	0-0-0	3	0	0	0	0	1	1	0
at Mississippi State	9	0-1	0-0	0-2	1-1-2	1	0	0	0	0	0	0	0
Arkansas	10	1-1	0-0	0-0	1-1-2	3	1	1	0	0	2	2	0
Missouri	10	0-1	0-0	0-0	1-0-1	3	0	1	0	0	0	0	0
at Texas A&M	5	0-1	0-0	0-0	1-0-1	0	0	0	0	0	0	0	0
LSU	7	4-4	0-0	1-3	1-4-5	5	0	0	1	0	9	9	0
Florida	23	3-7	0-0	2-2	2-7-9	3	1	0	1	0	8	8	0
South Carolina	14	1-2	0-0	1-2	1-0-1	4	0	2	0	0	3	3	0
UNC Asheville	13	2-4	0-0	1-2	3-2-5	2	0	2	1	1	5	5	0
Oklahoma	12	0-2	0-0	3-4	2-2-4	3	0	1	1	0	3	3	0
Washington	4	0-2	0-0	0-0	1-2-3	0	0	0	0	0	0	0	0

(Freshman - 2014-15)													
Opponent	Min	FG-A	3PT-A	FT-A	O-D-T	PF	A	TO	BS	ST	PTS		
vs. Appalachian St.	21	2-5	0-0	1-2	2-1-3	3	0	1	0	0	5	5	0
vs. Baylor	18	1-3	0-0	0-0	1-0-1	3	0	1	0	2	2	2	0
vs. Morehead State	16	1-2	0-2	1-2	2-0-2	3	1	1	1	1	3	3	0
at Central Michigan	10	1-3	0-0	0-0	1-1-2	2	0	1	0	0	4	4	0
vs. Illinois	6	1-3	0-0	0-0	1-1-2	2	0	3	1	0	2	2	0
vs. Oklahoma	21	0-4	0-0	2-2	1-7-8	5	0	2	1	0	2	2	0
vs. South Florida	19	1-5	0-0	1-2	2-3-5	3	1	2	1	0	3	3	0
vs. Northern KY	13	0-1	0-0	3-4	1-2-3	5	1	1	0	0	3	3	0
at Louisville	15	0-3	0-0	0-0	2-1-3	4	0	1	0	1	4	4	0
vs. MTSU	19	1-3	0-0	1-2	2-3-5	1	0	2	2	1	3	3	0
vs. Belmont	21	1-3	0-0	2-2	0-2-2	1	0	2	1	0	4	4	0
at Duke	16	0-4	0-0	0-2	3-0-3	2	0	2	0	0	0	0	0
vs. Tennessee State	11	1-1	0-0	3-6	1-2-3	2	0	1	1	0	5	5	0
at Alabama	6	0-0	0-0	1-2	0-1-1	4	1	1	0	0	1	1	0
vs. Ole Miss	12	0-2	0-0	0-0	2-3-5	2	0	0	0	0	0	0	0
vs. Auburn	12	3-4	0-0	0-0	0-1-1	4	0	1	0	0	6	6	0
at South Carolina	14	1-2	0-0	2-2	1-3-4	4	0	1	0	0	4	4	0
vs. Florida	17	2-2	0-0	1-2	0-1-1	3	0	0	0	0	5	5	0
at LSU	16	1-3	0-0	2-2	1-0-1	4	0	1	0	1	4	4	0
at Missouri	17	1-3	0-0	0-0	2-2-4	4	0	1	1	0	2	2	0
vs. Tennessee	11	0-1	0-0	0-0	0-1-1	2	0	1	2	0	0	0	0
vs. Georgia	21	2-2	0-0	3-4	3-1-4	3	1	3	1	0	7	7	0
at Vanderbilt	17	3-5	0-0	3-4	2-0-2	5	1	0	3	0	9	9	0
vs. Mississippi St.	21	1-4	0-0	0-2	1-2-3	4	0	1	1	0	2	2	0
at Tennessee	11	0-3	0-0	0-0	1-2-3	4	0	1	1	0	0	0	0
vs. Texas A&M	10	0-1	0-0	0-1	0-0-0	0	0	1	1	1	0	0	0
at Ole Miss	6	0-1	0-0	1-2	0-0-0	1	0	0	0	0	1	1	0
at Arkansas	12	1-1	0-0	1-1	0-3-3	2	0	0	2	1	3	3	0
vs. South Carolina	8	1-1	0-0	0-0	0-0-0	2	0	1	0	0	2	2	0
vs. Vanderbilt	15	1-5	0-0	0-0	1-3-4	3	0	1	1	0	2	2	0
vs. Mississippi State	12	0-0	0-0	0-0	0-2-2	0	0	0	0	0	0	0	0
vs. Tennessee	7	1-1	0-0	0-0	1-0-1	2	0	0	0	0	2	2	0
vs. Tennessee State	15	2-2	0-0	5-6	1-4-5	3	0	3	2	1	9	9	0
vs. Dayton	18	2-6	0-0	3-5	2-2-4	2	0	0	0	2	7	7	0

CAREER HIGHS

Points:	9, twice, last vs. LSU 03/03/16
FGM:	4 vs. LSU 03/03/16
FGA:	7 vs. Florida 03/04/16
FTM:	3, five times, twice, last vs. Oklahoma 03/21/16
FTA:	6 vs. Tennessee State 12/28/14
3FGM:	-
3FGA:	2 vs. Morehead State 11/19/14
O-Rebounds:	3, thrice, last vs. UNC Asheville 03/19/16
D-Rebounds:	7, twice, last vs. Florida 03/04/16
Total Rebounds:	9 vs. Florida 03/04/16
Assists:	2, twice, last vs. Alabama 01/07/16
Blocks:	3 vs. Vanderbilt 2/8/15
Steals:	2 vs. Baylor 11/17/14
Minutes:	23 vs. Florida 03/04/16



LASHAE HALSEL

#0 • FORWARD • SOPH. • 6-0

BOWLING GREEN, KY./WARREN CENTRAL HS

GENERAL

Physical post/wing that has worked hard in practice and conditioning ... In-state player at Warren Central High School who has a strong basketball IQ ... Impressed the coaches during open tryouts with her energy and attitude.

HIGH SCHOOL

A five-year starter at Warren Central High School ... Played in 24 games as a senior, helping Warren Central to a 17-11 record ... Strong senior season for the Dragons, averaging 9.1 points per game and 11.0 rebounds per game ... Her best season at Warren Central was as a junior when she averaged 10.5 points per game with 12.0 rebounds per game and 1.8 blocks per game ... Had success for the Dragons as an underclassman, averaging 8.6 points per game and 10.0 rebounds per game her sophomore season, while she averaged 6.2 points per game and 8.0 rebounds per game her freshman season ... Was named an all-district performer her senior season ... Also lettered multiple years in track and field, competing in high jump, long jump, the 4x100 relay and 4x200 relay ... Earned the state title in the 4x100 relay in 2011 ... One of eight students from her high school to be honored by Western Kentucky University for academic success her senior season.

PERSONAL

Place of Birth: Bowling Green, Ky. ... Parent(s): Susan Halsel and Santiago Halsel ... Siblings: One brother, Donovan ... Major: Business ... Shooting Hand: Right.

THE CATS' CAUSE

Spent time packing backpacks for God's Pantry Food Bank Backpack Program and delivered those to local elementary schools.



LASHAE





PAIGE POFFENBERGER

#20 • GUARD • FR • 5-8

MORGANTOWN, W.VA./MORGANTOWN HS

GENERAL

Hard-nosed player who prides herself in her defensive intensity ... Quick guard who showed up at tryouts in great shape ... Very coachable player who has a willingness to learn ... Had some offers out of high school, but elected to come to Kentucky for academics before earning a spot on the team ... A National Merit Scholar.

HIGH SCHOOL

Impressive high school career helping the Morgantown Mohigans to three straight Class AAA state titles where she was coached by Jason White ... Had nine points in the state championship game as a senior ... Scored 19 points in Morgantown's 63-43 victory over Parkersburg in the Region 1 final her senior season ... Was named all-state third team and All-Ohio Valley Athletic Conference second team as a senior ... As a junior, she helped Morgantown limit opponents to just 30.3 points per game, which was a Class AAA State Tournament record, while the Mohigans' margin of victory in the state tournament that season was 23 points, also a state record ... Averaged 9.3 points per game her senior season with 4.8 assists per game, 3.8 steals per game and hit 40.0 from the field, including 39.1 from 3 ... All her averages her senior season were her career bests as she averaged 7.1 points per game her junior season and 4.3 points per game her sophomore season ... Also had 2.9 assists per game and 1.8 steals per game as a junior and 1.7 assists per game and 1.5 steals per game as a sophomore ... Active off the court as well as the Student Council Vice President and member of the National Honor Society ... Is a National Merit Scholar who chose Kentucky academically over Vanderbilt and West Virginia ... Participated in over 450 hours of community service during high school.

PERSONAL

Place of Birth: Morgantown, W.Va. ... Parent(s): Alan and Traci Poffenberger ... Siblings: One brother, Carson ... Major: Biology ... Shooting Hand: Right.

THE CATS' CAUSE

Spent time packing backpacks for God's Pantry Food Bank Backpack Program and delivered those to local elementary schools.







MEET THE
COACHES



MATTHEW MITCHELL

HEAD COACH
12TH OVERALL/10TH SEASON AT UK

MITCHELL

Matthew Mitchell's teams are known for using three "winning tools" for success: honesty, hard work and discipline. So it's no surprise that six seasons into his tenure as head coach he became the winningest head coach in program history. Now entering his 10th season as head coach at Kentucky, Mitchell holds 249 wins and year after year assembles teams who are synonymous with winning on and off the court.

Mitchell's defensive philosophy, implemented at the beginning of the 2009-10 season, was a big reason for Kentucky's recent success. The Wildcats used a full-court, trapping, pressure style of defense that was dubbed by many as "40 minutes of dread."

But the 2015-16 season brought a different pillar of success for the program, combining Mitchell's emphasis on defensive fundamentals with one of the best shooting offenses in school history. The Wildcats shot 45.5% from the field last season, which was the highest field-goal percentage for a UK team since 1989-90, while its 35.6% from 3 was the highest since 2002-03. Overall, UK ranked top-10 in single-season UK history in points, scoring margin and field goals made, while its 154 3-pointers made and 475 assists just missed the top 10 by two 3-pointers and five assists.

The offensive showcase was noticed on the national level last season as Kentucky ranked 24th in the nation in scoring offense, 16th in scoring margin, 18th in field goal percentage and 26th in 3-point field goal percentage. And although the turnovers and steals didn't come in at the pace they had in the past, UK's defense stayed fundamentally strong, limiting opponents to 60.6 points per game and a .372 mark from the field with 131 blocks, 507 turnovers forced and 222 steals.

Mitchell's focus on the fundamentals and his "winning tools" is sure to bring continued success to his program that has reached new heights under his leadership. In his tenure in Lexington, UK has advanced to the SEC Tournament semifinals or bet-

PERSONAL

Full Name: Matthew Lamont Mitchell
Birthday: Dec. 16, 1970
Parents: John D. and Carol Mitchell
Siblings: Three brothers - David, Mark, Stephen; (two nieces, and five nephews)
Spouse: Wife, Jenna Ramsey Mitchell
Children: Three daughters - Lacy Lea, Saylor Rose & Presley Blue
Hometown: Louisville, Miss.
High School: Winston Academy, '89
College: Mississippi State, '95
Degree: Bachelor's degree in marketing



Year	School	Position	Overall Record (Winning %)	League Record	Postseason Results
15-16	Kentucky	Head Coach	25-8 (.75.7)	10-6 (.625)	NCAA Sweet 16/SEC Tournament Semifinals
14-15	Kentucky	Head Coach	24-10 (.705)	10-6 (.625)	NCAA Second Round/SEC Tournament Semifinals
13-14	Kentucky	Head Coach	26-9 (.743)	10-6 (.625)	NCAA Sweet 16/SEC Tournament Finals
12-13	Kentucky	Head Coach	30-6 (.833)	13-3 (.812)	SEC Tournament Finals/NCAA Elite Eight
11-12	Kentucky	Head Coach	28-7 (.800)	13-3 (.812)	SEC Regular Season Champions/NCAA Elite Eight
10-11	Kentucky	Head Coach	25-9 (.735)	11-5 (.687)	SEC Tournament Finals/NCAA Second Round
09-10	Kentucky	Head Coach	28-8 (.777)	11-5 (.687)	SEC Tournament Finals/NCAA Elite Eight
08-09	Kentucky	Head Coach	16-16 (.500)	5-9 (.357)	WNIT Second Round
07-08	Kentucky	Head Coach	17-16 (.515)	8-6 (.571)	SEC Tournament Semifinals/WNIT Quarterfinals
06-07	Morehead State	Head Coach	14-16 (.466)	13-7 (.650)	Third-place OVC finish
05-06	Morehead State	Head Coach	16-13 (.551)	10-10 (.500)	OVC Tournament Semifinals
Career Totals (11 years):			249-118 (.678)	114-89 (.562)	
Kentucky (9 years):			219-89 (.711)	91-49 (.650)	
Morehead State (2 years):			30-29 (.508)	23-40 (.575)	

ter eight times. In 2012, Mitchell led UK to the SEC regular season championship, its first in 30 years. Under Mitchell, the Cats have finished top four in the SEC seven times and have charted 25-plus wins six seasons. The Wildcats have ranked in the top 25 of the AP poll a school-record 132 consecutive weeks, including ranking in the top 10 of the final Associated Press poll two of the last four seasons.

Mitchell's teams have brought excitement to women's basketball in the Bluegrass like never before. The Cats have ranked in the top 25 in average attendance all nine years of the Mitchell era, and have a remarkable 109-13 record at home since the start of the 2009-10 season. In 2013-14, UK broke the school record for average attendance (6,727) and total attendance (121,089) and also set a new single-season record when 23,706 fans attended a sold-out game vs. No. 2 Duke on Dec. 22, 2013 in Rupp Arena. It marked the largest crowd ever to see a college women's basketball game in the Commonwealth and the highest attended regular-season game in the country that season. Last season, UK averaged 6,454 fans as 116,164 fans came through the doors.

Under Mitchell, 16 different players have received All-SEC accolades. A UK player has won the AP SEC Player of the Year four of the last seven seasons and three of his players, Victoria Dunlap, A'dia Mathies and DeNesha Stallworth, have been WNBA draft picks, including two in the first round. Dunlap was the 11th overall pick by the Washington Mystics in the 2011 Draft, while Mathies was the highest draft pick in school history, chosen as the 10th overall pick by the Los Angeles Sparks in the 2013 WNBA Draft.

His players also excel in the classroom as 26 Wildcats have been SEC Academic Honor Roll members and 100 percent of Mitchell's players in their final season of eligibility have received their degree.

Last season, Kentucky secured its sixth 25-win season under Mitchell, advancing to the NCAA Tournament for a school record seventh straight year. The Wildcats advanced to the Sweet 16 of the event for the fifth time in the last seven seasons, becoming one of just seven schools nationally that can claim that honor. UK defeated eight ranked foes on the season, taking Mitchell's career wins against ranked foes to 44, which is over half of the program's all-time wins against ranked teams.



The Mitchell Family: Stephen, Lacy, Saylor, Jenna, Presley and Matthew.

Mitchell led the 2013-14 team to a 26-9 record, helping UK become one of just 10 programs to chart 25 or more wins in five straight seasons. UK finished No. 10/11 in the final national polls after advancing to its fourth SEC Tournament championship game in five years and a school-record fifth straight NCAA Tournament, including a third straight Sweet 16 appearance. One of the many highlights of the season will be revered as arguably the most epic women's college basketball game in history. UK outlasted ninth-ranked Baylor in a four-overtime thriller, 133-130, in a double-header with the UK men's team in the Dallas Cowboys' AT&T Stadium. The 263 combined points set a new NCAA record and UK set school records for points (133), free throws made (49) and free throws attempted (66). Guard Jennifer O'Neill came off the bench to record a school-record 43 points in the win and she went on to earn National Player of the Week honors from the U.S. Basketball Writers Association, College Sports Madness and SEC Player of the Week. Other highlights of the season include the Wildcats' nail-biting upset of No. 4/3 Louisville, 69-64, at home, a thrilling 75-71 win in Thompson-Boling Arena over No. 8 Tennessee – UK's first in school history – and a 68-58 upset over No. 4/6 and top-seeded South Carolina in the semifinals of the SEC Tournament.

In 2012-13, Mitchell assembled one of the most successful seasons in Kentucky women's basketball history. The Wildcats won a school-record 30 games and advanced to the Elite Eight of the NCAA Tournament for the second consecutive season and third time in four years. The Cats set school records for consecutive wins (17), consecutive home wins (34), 3-point field goals made (240), 3-point field goals attempted (731), blocks (181) and steals (429) in a single season. They also won a school-record tying 13 games in SEC play and advanced to the SEC Tournament championship game for the third time in four seasons.

The 2011-12 season also set new records as the Wildcats finished 28-7 overall, including 18-0 at home, and advanced to the Elite Eight. The Wildcats won their first SEC regular season championship since 1982 with a school-record 13-3 mark in league play. The Cats finished No. 12 in the final AP poll and No. 8 in final USA Today/ESPN coaches' poll, marking the highest final AP ranking since finishing 11th in 1983 and the highest final ranking in the coaches' poll in school history. Mitchell was named SEC Coach of the Year for the second time in three seasons by the AP and was awarded a new seven-year contract extension in the spring by UK Athletics Director Mitch Barnhart.



In 2010-11, he led the Wildcats to an outstanding season with a 25-9 overall record and 11 wins (11-5) in the SEC. UK took a second-place finish in the league standings for the second consecutive year and advanced to the second round of the NCAA Tournament as the No. 4 seed.

Year three (2009-10) was a pivotal season, as Mitchell was named SEC Coach of the Year for his remarkable job in turning around a team that went 16-16 overall, 5-9 in conference play a year prior, to an impressive 28-8 overall record in 2009-10. The Cats' 28 overall wins, including 11 in SEC play, represented a school record. UK finished second in the league despite being picked to finish 11th in the preseason polls.

Mitchell became Kentucky's head coach on April 23, 2007, when he was hired by Barnhart. An imaginative salesman, Mitchell presented a vision of Kentucky as a powerhouse program and a warm and loving family.

In his first season at UK, the Wildcats went 17-16 overall and finished fourth in the SEC with an 8-6 mark, just one win shy of the school record. The eight league wins were the most by a first-year head coach in school history. Mitchell also became the first head coach in school history to lead his team to the semifinals of the SEC Tournament in his/her debut season. The Wildcats earned a first-round bye and upset No. 23/21 Georgia in the quarterfinals (57-50) before falling to NCAA Final Four participant LSU in the semis. UK went on to defeat Middle Tennessee and James Madison in the postseason WNIT before falling to eventual champion Marquette in the quarterfinals, 69-64.

Despite another tough schedule and injuries to key players throughout the season, the Wildcats again advanced to postseason play with a second-round finish in the WNIT in his second season. It marked their school-record fifth consecutive postseason tournament appearance. Mitchell became the first head coach since Terry Hall in the 1980-81 and 1981-82 seasons to advance to postseason play in his first two seasons as head coach.

The Cats finished 16-16 overall, 5-9 in the SEC and defeated No. 13/19 Tennessee 66-56, their first win over the Lady Vols in Memorial Coliseum in 23 years. Mitchell also captured his 30th win at UK on Feb. 5, 2009, vs. South Carolina. He did it in only 56 games, becoming the second-fastest coach to reach 30 wins behind Hall, who earned it in only 38 games during her first two seasons in 1980 and 1981.

Mitchell came to Kentucky in the spring of 2007 when Mickie DeMoss resigned as head coach after four seasons. So when Barnhart went about the daunting task of finding a coach whose skills, personality and charisma could build on the success and excitement that DeMoss had brought to the program, he immediately thought of Mitchell, who had played a key role in UK landing four brilliant prep performers in the fall of 2004 – a class ranked No. 6 by the All-Star Girls Report.

When DeMoss resigned and buzz around the Bluegrass quickly shifted to her replacement, Barnhart needed to look no further than 60 miles east on Interstate 64, where Mitchell already had established

himself as an up-and-coming head coach at in-state Ohio Valley Conference school Morehead State.

When Barnhart interviewed Mitchell, Morehead State was fresh off two exciting campaigns in which he had revived a declining Lady Eagles women's basketball program with a 30-29 record (.508) – the third-highest coach's winning percentage in school history. The Lady Eagles were coming off a 5-22 record a year prior to Mitchell's arrival and earned a 16-13 overall mark and 11-9 league record in his first season. The Lady Eagles also reached the semifinals of the OVC Tournament.

Barnhart also was impressed with Mitchell's coaching pedigree. He had served as an assistant coach and recruiter at Florida under Carol Ross beginning in 2000. He helped the Gators compile a 51-36 record, and during his first two seasons the Gators recorded a 19-9 league record en route to two NCAA Tournament appearances (2001 and 2002). With Mitchell's help, the Gators had a program-tying 24 wins and tied the school record with 11 SEC wins in 2001. He stayed at Florida to serve under then-new UF Coach Carolyn Peck during the 2002-03 season. As the primary recruiter at UF, Mitchell brought in the nation's ninth-ranked recruiting class in 2002 and the No. 2-ranked class by All-Star Girls Report in 2003.

The Louisville, Miss., native began his collegiate coaching career as a graduate assistant at Tennessee under Hall of Fame Coach Pat Summitt during the Lady Vols' run to the Final Four in 2000. UT advanced to the national championship game before losing to top-ranked Connecticut. The Lady Vols finished No. 2 in the national polls with a 33-4 overall record and a 13-1 mark in the SEC.

Prior to his stint at Tennessee, Mitchell spent one year in Yazoo City, Miss., as a coach and teacher at Manchester Academy. He taught American history and served as both the boys' and girls' head basketball coach.

A 1995 graduate of Mississippi State, Mitchell's first head-coaching experience came in 1996 at Central Holmes Academy High School in Lexington, Miss. Mitchell performed multiple duties at the school, including head coach of both basketball teams as well as the track and golf teams. He also served as the defensive coordinator for the football team.

Mitchell is married to Jenna Ramsey Mitchell of Amelia Island, Fla., and has three daughters, Lacy Lea Mitchell, of Starkville, Miss., 5-year-old Saylor Rose Mitchell and 3-year-old Presley Blue Mitchell.

The Mitchells are very active in community service. In June of 2014, Matthew and Jenna pledged \$1 million over the next 10 years to the University of Kentucky Athletics Department. Just a few months later, they launched The Mitchell Family Foundation, a non-profit organization set to benefit charities in the Lexington community. In October of 2016, Matthew and Jenna were presented the 2016 Community Service Award by the National Urban League of Lexington.

Jenna also serves on the board of the Children's Advocacy Center and Matthew is an honorary Rotarian in the Lexington chapter.

MITCHELL'S ACCOMPLISHMENTS

- Became UK's all-time winningest coach on March 3 with 139 wins in just six seasons.
- Two-time AP SEC Coach of the Year (2010 & 2012).
- Has led UK to a postseason tournament in each of his nine seasons (2 WNIT, 7 NCAA).
- School-record seven consecutive NCAA Tournament appearances.
- Three NCAA Elite Eight finishes (2010, 2012 and 2013)
- Five Sweet 16 appearances the last seven years, one of seven schools nationally to claim that honor.
- Led UK to its first SEC Regular Season Championship in 30 years during the 2011-12 season.
- Six top-four finishes in the SEC in seven years (2010, 2011, 2012, 2013, 2014, 2016).
- Four SEC Tournament title game appearances in the last six years (2010, 2011, 2013, 2014).
- 132 consecutive appearances in the AP Top 25 poll.
- Six 25-win seasons in the last seven seasons (2010-2014, 2016).
- Compiled an impressive 129-27 (.826) mark at home, including a 109-13 (.893) record since the 2009-10 season.
- Led UK to a school-record 30 wins in 2012-13.
- Led UK to a school-record 13 SEC wins in 2011-12 and 2012-13.
- Fifteen NCAA Tournament wins.
- Forty-four wins over ranked opponents, including 15 over the top 10.
- Six consecutive top-20 recruiting classes (2010-2015), including the nation's fifth-ranked class in 2009-10 and 2012-13.
- Has coached 16 All-Conference Performers, including two who were named SEC Player of the Year in Victoria Dunlap (twice) and A'dia Mathies (twice), two who were SEC Freshman of the Year winners in A'dia Mathies and Bria Goss, and two SEC (Co) 6th Women of the Year winners in Keyla Snowden and Jennifer O'Neill (twice).
- A UK player won the AP SEC Player of the Year four straight seasons, the first SEC school to accomplish that feat.
- Under his leadership, 26 different players have been named to the SEC Academic Honor Roll, eight have been All-SEC Freshmen honorees, two were named All-Americans, including just the second State Farm/WBCA All-American in school history in Victoria Dunlap and one player (Chelsea Chowning) was named an Academic All-American, the first in school history.
- Three WNBA draft picks, including two in the first round (Victoria Dunlap and A'dia Mathies).



MOREHEAD STATE • 2005-06

Record: 16-13 (10-10 OVC)

Nov. 19	Pikeville College	101-53	Won	(H)
Nov. 21	College of Charleston	66-50	Won	(H)
Nov. 28	Kentucky Christian	103-46	Won	(H)
Nov. 30	Marshall	53-66	Lost	(H)
Dec. 3	Binghamton	66-61	Won	(H)
*Dec. 8	Austin Peay	81-75	Won	(A)
*Dec. 10	Murray State &	74-85	Lost	(A)
Dec. 19	Mississippi State 1	65-78	Lost	(A)
Dec. 20	Centenary 1	67-51	Won	(N)
*Jan. 2	Tennessee State	64-50	Won	(A)
*Jan. 7	Tennessee Tech	66-79	Lost	(A)
*Jan. 9	Eastern Illinois	56-55	Won	(H)
*Jan. 12	Eastern Kentucky	62-58	Won	(H)
*Jan. 14	Tennessee-Martin	58-48	Won	(A)
*Jan. 19	Samford	49-51	Lost	(H)
*Jan. 21	Jacksonville State	62-71	Lost	(H)
*Jan. 26	Southeast Missouri	50-62	Lost	(A)
*Jan. 28	Eastern Illinois	68-69 (OT)	Lost	(A)
*Jan. 30	Tennessee Tech	59-60	Lost	(H)
*Feb. 6	Eastern Kentucky	60-67	Lost	(A)
*Feb. 9	Southeast Missouri	43-58	Lost	(H)
*Feb. 11	Murray State	71-69	Won	(H)
*Feb. 13	Tennessee-Martin	62-52	Won	(H)
*Feb. 16	Samford	57-60	Lost	(A)
*Feb. 18	Jacksonville State	82-75	Won	(A)
*Feb. 23	Tennessee State	70-58	Won	(H)
*Feb. 25	Austin Peay	63-52	Won	(H)
Feb. 28	Austin Peay 2	81-78 (OT)	Won	(A)
March 3	Tennessee-Tech 2	66-80	Lost	(N)

* OVC game

1 - Mississippi State Classic

2 - OVC Tournament game

& Game later forfeited to Morehead State

MOREHEAD STATE • 2006-07

Record: 14-16 (13-7 OVC)

Nov. 11	Evansville	67-85	Lost	(A)
Nov. 17	Grambling State 1	75-52	Won	(N)
Nov. 18	Eastern Michigan	66-90	Lost	(A)
Nov. 21	Marshall	62-65	Lost	(A)
Nov. 25	IUPUI	61-68	Lost	(H)
Nov. 27	Florida	54-86	Lost	(A)
Nov. 29	Western Kentucky	52-71	Lost	(H)
Dec. 2	Xavier	55-72	Lost	(A)
*Dec. 7	Austin Peay	66-61	Won	(H)
*Dec. 9	Murray State	54-76	Lost	(H)
*Dec. 18	Tennessee-Martin	57-73	Lost	(A)
*Dec. 20	Eastern Illinois	88-76	Won	(A)
*Jan. 2	Tennessee State	68-55	Won	(H)
*Jan. 6	Tennessee Tech	57-54	Won	(H)
*Jan. 11	Eastern Ky.	91-88 (2OT)	Won	(A)
*Jan. 13	Tennessee-Martin	67-47	Won	(H)
*Jan. 18	Samford	60-57	Won	(A)
*Jan. 20	Jacksonville State	77-74	Won	(A)
*Jan. 24	Southeast Missouri	68-58	Won	(H)
*Jan. 27	Eastern Illinois	71-59	Won	(H)
*Jan. 29	Tennessee Tech	51-59	Lost	(A)
*Feb. 1	Eastern Kentucky	82-72	Won	(H)
Feb. 3	Virginia Tech	64-77	Lost	(A)
*Feb. 8	Southeast Missouri	70-84	Lost	(A)
*Feb. 10	Murray State	57-71	Lost	(A)
*Feb. 15	Samford	48-58	Lost	(H)
*Feb. 17	Jacksonville State	83-57	Won	(H)
*Feb. 22	Tennessee State	77-65	Won	(A)
*Feb. 24	Austin Peay	66-74	Lost	(A)
Feb. 27	Tennessee-Martin	57-61	Lost	(H)

* OVC game

1 - EMU Eagle Classic



KENTUCKY • 2007-08

WNIT (Quarterfinals)

Record: 17-16 (8-6 SEC, T4th)

Nov. 10	South Carolina Upstate	74-59	Won	(H)
Nov. 14	#14/13 George Wash.	65-75	Lost	(A)
Nov. 18	Florida Atlantic	61-53	Won	(H)
Nov. 23	vs. Minnesota 1	80-92	Lost	(N)
Nov. 24	vs. No. 21/22 Texas 1	62-70	Lost	(N)
Nov. 25	vs. Lipscomb 1	76-55	Won	(N)
Nov. 30	WKU !	74-78 (OT)	Lost	(H)
Dec. 4	William & Mary	75-44	Won	(H)
Dec. 8	Michigan	59-63	Lost	(A)
Dec. 20	Louisville !	65-80	Lost	(H)
Dec. 28	#23 Old Dominion	62-71	Lost	(H)
Dec. 30	South Alabama	66-56	Won	(A)
Jan. 1	Xavier	46-51	Lost	(H)
Jan. 7	Wofford	67-57	Won	(H)
Jan. 10	* Florida	60-58	Won	(H)
Jan. 13	* Mississippi State	64-60	Won	(A)
Jan. 17	* #2 Tennessee	40-65	Lost	(H)
Jan. 20	* #20/18 Auburn	62-55	Won	(H)
Jan. 24	* South Carolina	66-62	Won	(A)
Jan. 27	* #9 LSU !	46-72	Lost	(H)
Jan. 31	* #17/14 Georgia	47-44	Won	(A)
Feb. 3	* #2 Tennessee	51-79	Lost	(A)
Feb. 7	* Ole Miss !	59-54	Won	(H)
Feb. 14	* #25 Vanderbilt	66-49	Lost	(A)
Feb. 17	* Alabama	64-44	Won	(H)
Feb. 21	* #6 LSU	48-52	Lost	(A)
Feb. 24	* Arkansas	59-56	Won	(A)
March 2	* South Carolina !	57-65	Lost	(H)
March 7	No. 23/21 Georgia 2	57-50	Won	(N)
March 8	No. 7/6 LSU 2	49-66	Lost	(N)
March 21	Middle Tennessee 3	68-66 (OT)	Won	(H)
March 26	James Madison 3	84-75	Won	(H)
March 30	Marquette 3	64-69	Lost	(H)

* SEC game ! - Rupp Arena

1 - Rainbow Wahine Classic - Honolulu, Hawaii (Stan Sheriff Center)

2 - SEC Tournament - Nashville, Tenn. (Gaylord Entertainment Center)

3 - WNIT Lexington, Ky. (Memorial Coliseum)

KENTUCKY • 2008-09

WNIT (Second Round)

Record: 16-16 (5-9 SEC, T9th)

Nov. 15	Michigan	60-70	Lost	(H)
Nov. 17	Cincinnati	58-55	Won	(H)
Nov. 23	George Washington	67-48	Won	(H)
Nov. 28	Yale 1	87-82	Won	(N)
Nov. 29	Long Island 1	46-43	Won	(A)
Dec. 2	#23/25 Xavier	44-67	Lost	(A)
Dec. 4	Western Kentucky	57-66	Lost	(A)
Dec. 6	Furman	74-35	Won	(H)
Dec. 12	East Tennessee State	50-59	Lost	(H)
Dec. 14	#12/13 Louisville	59-75	Lost	(A)
Dec. 19	Alabama A&M	65-45	Won	(H)
Dec. 21	UC-Santa Barbara	69-58	Won	(H)
Dec. 30	IUPUI	62-60	Won	(H)
Jan. 1	North Carolina A&T	72-63	Won	(H)
Jan. 3	Miami (OH)	80-55	Won	(A)
Jan. 8	* Tennessee	64-69	Lost	(A)
Jan. 11	* Arkansas	72-63	Won	(H)
Jan. 15	* Alabama	67-57	Won	(A)
Jan. 18	* Mississippi State	45-52	Lost	(H)
Jan. 25	* LSU	56-59	Lost	(H)
Jan. 29	* #12/16 Florida	59-74	Lost	(A)
Feb. 1	* Ole Miss	60-69	Lost	(A)
Feb. 5	* South Carolina	61-47	Won	(H)
Feb. 8	* #20/22 Vanderbilt	62-72	Lost	(H)
Feb. 12	* #5/4 Auburn	69-81	Lost	(A)
Feb. 19	* #13/19 Tennessee	66-56	Won	(H)
Feb. 22	* LSU	56-57	Lost	(A)
Feb. 26	* Georgia	57-61	Lost	(H)
March 1	* South Carolina	70-53	Won	(A)
March 5	Georgia 2	64-82	Lost	(N)
March 19	Chattanooga 3	81-76 (OT)	Won	(H)
March 22	Wisconsin 3	45-49	Lost	(A)

1 - Courtyard LaGuardia Turkey Classic - Brooklyn, N.Y. (Wellness, Recreation and Athletic Center)
2 - SEC Tournament - North Little Rock, Ark. (Alltel Arena)
3 - WNIT Tournament (Campus Sites)
* SEC game

KENTUCKY • 2009-10

NCAA Tournament (Elite Eight)

Record: 28-8 (11-5 SEC, 3rd)

Nov. 13	Boston	92-58	Won	(H)
Nov. 15	Butler	87-66	Won	(H)
Nov. 17	Morehead State	72-55	Won	(A)
Nov. 22	Chattanooga	65-55	Won	(H)
Nov. 25	UC-Santa Barbara	68-54	Won	(A)
Nov. 28	McNeese State	85-50	Won	(H)
Dec. 01	Miami (OH)	107-53	Won	(H)
Dec. 04	Cincinnati	68-57	Won	(A)
Dec. 13	Florida A&M	91-39	Won	(H)
Dec. 20	Louisville	101-67	Won	(H)
Dec. 22	UT-Martin	87-47	Won	(H)
Dec. 28	Middle Tennessee	51-57	Lost	(A)
Jan. 1	Mississippi Valley State	93-48	Won	(H)
Jan. 7	#8/8 Georgia	60-61 (OT)	Lost	(A)
Jan. 10	#17/16 Vanderbilt	63-53	Won	(H)
Jan. 14	South Carolina	71-79	Lost	(A)
Jan. 17	Alabama	88-63	Won	(H)
Jan. 21	Arkansas	69-52	Won	(H)
Jan. 24	Auburn	68-50	Won	(H)
Jan. 28	#18/19 LSU	71-62	Won	(A)
Jan. 31	Mississippi State	69-59	Won	(A)
Feb. 4	Ole Miss	80-66	Won	(H)
Feb. 7	Arkansas	71-57	Won	(A)
Feb. 11	#19/18 Georgia	64-48	Won	(H)
Feb. 14	#RV/No. 22 Vanderbilt	55-68	Lost	(A)
Feb. 18	Florida	77-51	Won	(H)



Feb. 21	South Carolina	71-50	Won	(H)
Feb. 25	#4/4 Tennessee	65-81	Lost	(A)
Feb. 28	Auburn	53-65	Lost	(A)
March 5	Auburn 1	65-54	Won	(N)
March 6	Mississippi State 1	76-65	Won	(N)
March 7	#4/4 Tennessee 1	62-70	Lost	(N)
March 20	Liberty 2	83-77	Won	(N)
March 22	#24/25 Michigan State 2	70-52	Won	(N)
March 28	#4/4 Nebraska 2	76-67	Won	(N)
March 30	#12/12 Oklahoma 2	68-88	Lost	(N)

1 - SEC Tournament, Duluth Ga.

(The Arena at Gwinnett Center)

2 - NCAA 1st & 2nd Rounds, Louisville, Ky. (Freedom Hall)

3 - NCAA Regionals, Kansas City, Mo. (Sprint Center)

* SEC game

KENTUCKY • 2010-11

NCAA Tournament (2nd Round)

Record: 25-9 (11-5 SEC, 2nd)

Nov. 10	Morehead State	82-48	Won	(H)
Nov. 14	Miami	84-71	Won	(A)
Nov. 21	#12/12 Notre Dame	81-76	Won	(H)
Nov. 26	Murray State 1	91-59	Won	(N)
Nov. 27	Southern Miss 1	79-60	Won	(A)
Dec. 5	Louisville	52-78	Lost	(A)
Dec. 7	Tennessee Tech	77-53	Won	(H)
Dec. 11	Chattanooga	79-64	Won	(A)
Dec. 18	Alabama A&M	84-58	Won	(H)
Dec. 21	Arkansas Pine-Bluff	107-35	Won	(H)
Dec. 29	Middle Tennessee	81-72	Won	(H)
Dec. 30	UT-Martin	68-47	Won	(H)
Jan. 4	#3/3 Duke	48-54	Lost	(A)
Jan. 6	#25 Arkansas	67-78	Lost	(A)
Jan. 9	Georgia	59-61	Lost	(H)
Jan. 13	South Carolina	66-48	Won	(H)
Jan. 16	Mississippi State	72-60	Won	(H)
Jan. 20	Florida	59-58	Lost	(A)
Jan. 23	Vanderbilt	78-68	Won	(H)
Jan. 27	Ole Miss	74-68	Won	(A)
Jan. 30	Alabama	82-69	Won	(A)
Feb. 3	Auburn	69-38	Won	(H)
Feb. 7	#4/4 Tennessee	67-73	Lost	(H)
Feb. 10	South Carolina	61-66	Lost	(A)
Feb. 13	LSU	49-47	Won	(H)
Feb. 17	Georgia	51-69	Lost	(A)
Feb. 20	Vanderbilt	80-71	Won	(H)
Feb. 24	Arkansas	55-54	Won	(H)
Feb. 27	Auburn	76-62	Won	(A)
Feb. 4	LSU 2	60-58	Won	(N)
Feb. 5	Vanderbilt 2	69-56	Won	(N)
Feb. 6	#4/4 Tennessee 2	65-90	Lost	(N)
Feb. 19	Hampton 3	66-62 (OT)	Won	(N)
Feb. 21	#14/4 North Carolina 3	74-86	Lost	(N)

1 - Lady Eagle Thanksgiving Classic, Hattiesburg, Miss.

(Reed Green Coliseum)

2 - SEC Tournament, Nashville, Tenn. (Bridgestone Arena)

3 - NCAA Tournament First & Second Rds,

Albuquerque, N.M. (The Pit)

KENTUCKY • 2011-12

SEC Regular Season Champions

NCAA Tournament (Elite Eight)

Record: 28-7 (13-3 SEC, 1st)

Nov. 11	Morehead State	96-60	Won	(A)
Nov. 15	Jacksonville State	100-25	Won	(H)
Nov. 17	Northeastern	81-47	Won	(H)
Nov. 19	Southern Miss	88-71	Won	(H)
Nov. 23	Nebraska Omaha	81-48	Won	(H)
Nov. 25	Sam Houston State	73-52	Won	(H)
Nov. 27	Mississippi Valley State	90-51	Won	(H)
Dec. 4	#10/11 Louisville	74-54	Won	(H)
Dec. 8	#6/5 Duke !	72-65	Won	(H)
Dec. 11	Arkansas-Pine Bluff	101-43	Won	(H)

Dec. 18	#3/3 Notre Dame	83-92	Lost	(A)
Dec. 21	Samford	90-61	Won	(H)
Dec. 28	Middle Tennessee	58-70	Lost	(A)
Jan. 1	Florida	59-56	Won	(A)
Jan. 5	Arkansas	84-72	Won	(H)
Jan. 8	Mississippi State	88-40	Won	(H)
Jan. 12	#6/7 Tennessee	61-60	Won	(H)
Jan. 15	#24/rv South Carolina	66-58	Won	(A)
Jan. 19	#15/14 Georgia	69-64	Won	(A)
Jan. 22	Florida	57-52	Won	(H)
Jan. 26	Auburn	66-48	Won	(A)
Jan. 29	Alabama	82-68	Won	(H)
Feb. 2	Ole Miss	82-41	Won	(H)
Feb. 5	LSU	51-61	Lost	(A)
Feb. 13	#13/11 Tennessee	54-91	Lost	(H)
Feb. 16	Alabama	75-77	Lost	(A)
Feb. 20	RV/#24 Vanderbilt	70-61	Won	(H)
Feb. 23	South Carolina	53-50	Won	(H)
Feb. 26	Mississippi State	76-40	Won	(A)
March 2	Florida *	71-67	Won	(N)
March 3	LSU *	61-72	Lost	(N)
March 17	McNeese State **	68-62	Won	(N)
March 19	#10/10 Green Bay **	65-62	Won	(N)
March 25	RV/#24 Gonzaga ***	79-62	Won	(N)
March 27	#3/3 Connecticut ***	65-80	Lost	(N)

! - Game played in Rupp Arena

* - SEC Tournament, Nashville, Tenn. (Bridgestone Arena)

** - NCAA 1st & 2nd Rounds, Ames, Iowa (Hilton Coliseum)

*** - NCAA Regional, Kingston, R.I. (Ryan Center)

KENTUCKY • 2012-13

NCAA Tournament (Elite Eight)

Record: 30-6 (13-3 SEC, 2nd)

Nov. 10	Delaware State	96-50	Won	(H)
Nov. 13	Baylor #1/1	51-85	Lost	(A)
Nov. 17	High Point	80-46	Won	(H)
Nov. 23	Morehead State	73-37	Won	(H)
Nov. 25	USC Upstate	100-34	Won	(H)
Nov. 28	Miami (Ohio)	92-53	Won	(H)
Dec. 2	#7/6 Louisville	48-47	Won	(A)
Dec. 7	DePaul !	96-64	Won	(H)
Dec. 9	Middle Tennessee	68-46	Won	(H)
Dec. 18	Pepperdine	80-62	Won	(A)
Dec. 21	UC Santa Barbara	66-38	Won	(A)
Dec. 30	Marist	78-56	Won	(H)
Jan. 3	Florida	76-69	Won	(H)
Jan. 6	Alabama	87-70	Won	(A)
Jan. 10	#20/21 Texas A&M	65-62	Won	(H)
Jan. 13	Missouri	69-43	Won	(A)
Jan. 17	Mississippi State	100-47	Won	(H)
Jan. 20	Auburn	97-53	Won	(H)
Jan. 24	#18/14 South Carolina	50-55	Lost	(A)
Jan. 27	LSU	73-60	Won	(H)
Feb. 3	#13/14 Georgia	71-75	Lost	(H)
Feb. 7	Arkansas	80-74 (OT)	Won	(A)
Feb. 10	Vanderbilt	75-53	Won	(A)
Feb. 14	#16/14 South Carolina	78-74	Won	(H)
Feb. 18	#10/13 Texas A&M	70-66	Won	(A)
Feb. 24	LSU	72-77	Lost	(A)
Feb. 28	Ole Miss	90-65	Won	(A)
March 3	#8/8 Tennessee	78-65	Won	(H)
March 8	Vanderbilt *	76-65	Won	(N)
March 9	#12/12 Georgia *	60-38	Won	(N)
March 10	#19/19 Texas A&M *	67-75	Lost	(N)
March 24	Navy **	61-41	Won	(N)
March 26	#18/15 Dayton **	84-70	Won	(N)
March 30	#15/16 Delaware ***	69-62	Won	(N)
April 1	#3/3 Connecticut ***	53-83	Lost	(N)

! - Game played in Rupp Arena

* - SEC Tournament, Duluth, Ga.

(The Arena at Gwinnett Center)

** - NCAA 1st & 2nd Rounds, Queens, N.Y.

(Carnesecca Arena)

*** - NCAA Regional, Bridgeport, Conn.

(Webster Bank Arena)

KENTUCKY • 2013-14

NCAA Tournament (Sweet 16)

Record: 26-9 (10-6 SEC, 4th)

Nov. 8	Marist	75-61	Won	(A)
Nov. 10	Wagner	96-57	Won	(A)
Nov. 13	GEORGIA SOUTHERN	103-38	Won	(H)
Nov. 17	CENTRAL MICHIGAN	96-74	Won	(H)
Nov. 21	LIPSCOMB	116-49	Won	(H)
Nov. 24	Middle Tennessee	84-72	Won	(A)
Nov. 27	BRADLEY	117-77	Won	(H)
Dec. 1	#3/4 LOUISVILLE	69-64	Won	(H)
Dec. 6	#9/9 Baylor *	133-130	Won	(N)
Dec. 12	DePaul	96-85	Won	(A)
Dec. 15	EAST TENNESSEE ST	73-56	Won	(H)
Dec. 22	#2/2 DUKE !	61-69	Lost	(H)
Dec. 29	GRAMBLING STATE	109-46	Won	(H)
Jan. 2	Alabama	85-63	Won	(A)
Jan. 5	FLORIDA	73-83	Lost	(H)
Jan. 9	#10/11 South Carolina	59-68	Lost	(A)
Jan. 12	MISSOURI	80-69	Won	(H)
Jan. 19	Auburn	73-71	Won	(A)
Jan. 23	ALABAMA	55-57	Lost	(H)
Jan. 26	ARKANSAS	68-58	Won	(H)
Jan. 30	Georgia	56-58	Lost	(A)
Feb. 2	#14/14 LSU	63-56	Won	(H)
Feb. 9	Florida	80-86	Lost	(A)
Feb. 13	OLE MISS	108-78	Won	(H)
Feb. 16	#8/8 Tennessee	75-71	Won	(A)
Feb. 20	#4/6 SO. CAROLINA	58-81	Lost	(H)
Feb. 23	#16/13 Texas A&M	83-74	Won	(A)
Feb. 27	Mississippi State	81-74 (OT)	Won	(A)
March 2	VANDERBILT	65-63	Won	(H)
March 7	Florida **	75-70	Won	(N)
March 8	#5/7 South Carolina **	68-58	Won	(N)
March 9	#6/6 Tennessee **	70-71	Lost	(N)
March 22	Wright State ***	106-60	Won	(H)
March 24	Syracuse ***	64-59	Won	(H)
March 29	#5/6 Baylor ***	72-90	Lost	(N)

* - Doubleheader with UK men's basketball -

AT&T Stadium (Arlington, Texas)

** - SEC Tournament - Duluth, Ga. (Gwinnett Center)

*** - NCAA First & Second Rds - Lexington, Ky.

(Memorial Coliseum)

**** - NCAA Regionals - March 29 - South Bend, Ind.

(Purcell Pavilion)

KENTUCKY • 2014-15

NCAA Tournament (2nd Round)

Record: 24-10 (10-6 SEC, 6th)

Nov. 14	APPALACHIAN STATE	111-74	Won	(H)
Nov. 17	#8/9 BAYLOR !	74-64	Won	(H)
Nov. 19	MOREHEAD STATE	91-62	Won	(H)
Nov. 22	CENTRAL MICHIGAN	71-68	Won	(A)
Nov. 27	Illinois 1	71-77	Lost	(N)
Nov. 28	Oklahoma 1	92-88 (OT)	Won	(N)
Nov. 29	South Florida 1	61-57	Won	(N)
Dec. 3	NORTHERN KENTUCKY	82-64	Won	(H)
Dec. 7	#7/7 Louisville	77-68	Won	(A)
Dec. 12	MIDDLE TENNESSEE	78-62	Won	(H)
Dec. 14	BELMONT	71-55	Won	(H)
Dec. 21	#13/13 Duke	68-89	Lost	(A)
Dec. 28	TENNESSEE STATE	87-75	Won	(H)
Jan. 2	Alabama*	78-66	Won	(A)
Jan. 4	OLE MISS*	64-58	Won	(H)
Jan. 8	AUBURN*	78-57	Won	(H)
Jan. 11	#1/1 South Carolina*	60-68	Lost	(A)
Jan. 15	FLORIDA*	62-56	Won	(H)
Jan. 18	LSU*	79-84	Lost	(A)
Jan. 25	Missouri*	83-69	Won	(A)



Jan. 29	#6/6 TENNESSEE*	72-73	Lost	(H)
Feb. 1	#21/20 GEORGIA*	80-72	Won	(H)
Feb. 8	Vanderbilt *	82-68	Won	(A)
Feb. 12	#13/15 MISS. ST.*	92-90 (2OT)	Won	(H)
Feb. 15	#6/6 Tennessee*	58-72	Lost	(A)
Feb. 19	#15/15 TEXAS A&M*	69-81	Lost	(H)
Feb. 23	Ole Miss*	59-67	Lost	(A)
Feb. 26	ARKANSAS*	56-51	Won	(H)
March 1	#2/2 S. CAROLINA*	67-56	Won	(H)
March 5	Vanderbilt 2	67-61	Won	(N)
March 6	#11/13 Miss. State 2	*76-67	Won	(N)
March 7	#5/5 Tennessee 2	64-75	Lost	(N)
March 20	TENNESSEE STATE 3	97-52	Won	(H)
March 22	DAYTON 3	94-99	Lost	(H)

! = Game played in Rupp Arena - Lexington, Ky.

1 - Paradise Jam - St. Thomas, Virgin Islands (UVI Sports and Fitness Center)

2 - SEC Tournament - Little Rock, Ark. (Verizon Arena)

3 - NCAA Tournament, First & Second Rounds, Lexington, Ky. (Memorial Coliseum)

* - SEC game

KENTUCKY • 2015-16

NCAA Tournament (Sweet 16)

Record: 25-8 (10-6 SEC, t4th)

Nov. 08	UNION (EXH)	95-63	Won	(H)
Nov. 13	RICE	72-39	Won	(H)
Nov. 15	at #15/15 Arizona State	68-64ot	Won	(A)
Nov. 18	MOREHEAD STATE	112-57	Won	(H)
Nov. 22	COLORADO	86-61	Won	(H)
Nov. 25	EASTERN MICHIGAN	89-67	Won	(H)
Nov. 29	JACKSON STATE	92-24	Won	(H)
Dec. 02	at Northern Kentucky	84-65	Won	(A)
Dec. 10	(rv) LOUISVILLE!	72-54	Won	(H)
Dec. 13	at Middle Tennessee	68-52	Won	(A)
Dec. 20	#13/11 DUKE!	71-61	Won	(H)
Dec. 28	TENNESSEE STATE	81-39	Won	(H)
Jan. 03	at (rv) Auburn	66-61	Lost	(A)
Jan. 07	ALABAMA	73-48	Won	(H)
Jan. 10	at (rv/rv) Georgia	64-53	Won	(A)
Jan. 14	#2/2 SOUTH CAROLINA	73-62	Lost	(H)
Jan. 17	AUBURN	54-47	Won	(H)
Jan. 21	at Ole Miss	73-65	Lost	(A)
Jan. 25	#18/21 TENNESSEE	64-63	Won	(H)
Jan. 28	VANDERBILT*	71-69	Lost	(H)
Jan. 31	at (rv/rv) Florida	85-79	Lost	(A)
Feb. 04	at #2/2 South Carolina	78-68	Lost	(A)
Feb. 07	LSU	70-58	Won	(H)
Feb. 14	at Vanderbilt	71-55	Won	(A)
Feb. 18	at #14/13 Miss. St.	83-60	Won	(A)
Feb. 21	ARKANSAS	77-63	Won	(H)
Feb. 25	#24/24 MISSOURI	69-59	Won	(H)
Feb. 28	at #13/13 Texas A&M	71-58	Won	(A)
March 03	vs. LSU*	79-71	Won	(N)
March 04	vs. #25/24 Florida*	92-69	Won	(N)
March 05	vs. #2/3 South Carolina*	93-63	Lost	(N)
March 19	vs. UNC Asheville**	85-31	Won	(H)
March 20	vs. Oklahoma**	79-58	Won	(H)
March 25	vs. Washington***	85-72	Lost	(N)

* SEC Tournament Veteran Memorial Arena (Jacksonville, Fla.)

** NCAA Tournament First and Second Rounds Memorial Coliseum (Lexington, Ky.)

*** NCAA Lexington Regional Rupp Arena (Lexington, Ky.)

MITCHELL VS. ALL OPPONENTS

	UK	Overall		UK	Overall
Alabama	9-2	9-2	Middle Tennessee	5-2	5-2
Alabama A&M	2-0	2-0	Minnesota	0-1	0-1
Alcorn State	1-0	1-0	Mississippi State	11-1	11-2
Appalachian State	1-0	1-0	Mississippi Valley State	2-0	2-0
Arizona State	1-0	1-0	Missouri	4-0	4-0
Arkansas	10-1	10-1	Morehead State	6-0	6-0
Arkansas Pine-Bluff	2-0	2-0	Murray State	1-0	2-3
Auburn	10-3	10-3	Navy	1-0	1-0
Austin Peay	-	4-1	Nebraska	1-0	1-0
Baylor	2-2	2-2	Nebraska Omaha	1-0	1-0
Belmont	1-0	1-0	Northeastern	1-0	1-0
Binghamton	-	1-0	Northern Kentucky	2-0	2-0
Bradley	1-0	1-0	North Carolina	0-1	0-1
Boston	1-0	1-0	North Carolina A&T	1-0	1-0
Butler	1-0	1-0	Notre Dame	1-1	1-1
Centenary	-	1-0	Oklahoma	2-1	2-1
Central Michigan	2-0	2-0	Ole Miss	7-3	7-3
Chattanooga	1-0	1-0	Old Dominion	0-1	0-1
Cincinnati	2-0	2-0	Pepperdine	1-0	1-0
College of Charleston	-	1-0	Pikeville College	-	1-0
Colorado	1-0	1-0	Rice	1-0	1-0
Connecticut	0-2	0-2	Samford	1-0	2-3
Dayton	1-1	1-1	Sam Houston State	1-0	1-0
Delaware	1-0	1-0	South Alabama	1-0	1-0
Delaware State	1-0	1-0	South Carolina	10-10	10-10
DePaul	2-0	2-0	South Carolina-Upstate	2-0	2-0
Duke	2-3	2-3	South Florida	1-0	1-0
East Tennessee State	1-1	1-1	Southeast Missouri	-	1-3
Eastern Illinois	-	3-1	Southern Miss	2-0	2-0
Eastern Kentucky	-	3-1	Syracuse	1-0	1-0
Eastern Michigan	1-0	1-1	Tennessee	5-12	5-12
Evansville	-	0-1	Tennessee-Chattanooga	2-0	2-0
Florida	10-4	10-5	Tennessee-Martin	2-0	5-2
Florida Atlantic	1-0	1-0	Tennessee State	3-0	3-0
Florida A&M	1-0	1-0	Tennessee Tech	1-0	2-4
Furman	1-0	1-0	Texas	0-1	0-1
Georgia	7-7	7-7	Texas A&M	4-2	4-2
Georgia Southern	1-0	1-0	UC Santa Barbara	3-0	3-0
George Washington	1-1	1-1	UNC Asheville	1-0	1-0
Gonzaga	1-0	1-0	Vanderbilt	11-4	11-4
Grambling State	1-0	2-0	Virginia Tech	-	0-1
Green Bay	1-0	1-0	Wagner	1-0	1-0
Hampton	1-0	1-0	Washington	0-1	0-1
High Point	1-0	1-0	Western Kentucky	0-2	0-3
Illinois	0-1	0-1	William & Mary	1-0	1-0
IUPUI	1-0	1-1	Wisconsin	0-1	0-1
Jackson State	1-0	1-0	Wright State	1-0	1-0
Jacksonville State	1-0	4-1	Wofford	1-0	1-0
James Madison	1-0	1-0	Xavier	0-2	0-3
Kentucky Christian	-	1-0	Yale	1-0	1-0
Liberty	1-0	1-0			
Lipscomb	2-0	2-0	Total	219-89	249-118
Long Island	1-0	1-0			
LSU	7-8	7-8			
Louisville	6-3	6-3			
Marist	2-0	2-0			
Marshall	-	0-2			
Marquette	0-1	0-1			
McNeese State	2-0	2-0			
Miami Ohio	4-0	4-0			
Michigan	0-2	0-2			
Michigan State	1-0	1-0			





ELZY

KYRA ELZY

ASSOCIATE HEAD COACH
FIRST SEASON/FIFTH OVERALL AT KENTUCKY

COACHING CAREER

2016-present – Kentucky, associate head coach
2015-2016 – Tennessee, associate head coach
2012-2015 – Tennessee, assistant coach
2010-2012 – Kentucky, associate head coach
2008-2010 – Kentucky, assistant coach
2004-2008 – Kansas, assistant coach
2002-2004 – WKU, assistant coach

Birthday: Aug. 17

Hometown: LaGrange, Ky.

High School: Oldham County H.S.

College: Tennessee, 1999; Tennessee 2001

Degrees: Bachelor's degree in psychology;
master's degree in cultural studies and
education with an emphasis in sports psychology

Spouse: Dexter Lander

Children: Jackson (Born 2016)

PLAYING CAREER AT TENNESSEE

Member of two national championship teams (1997 & 1998) and a national runner-up squad (2000) ... Played in 126 games and earned the Holly Warlick Defensive Player of the Year Award in 1997 and the Unsung Hero Award in 1998 ... Fifth freshman in UT history to starter her first career game ... First Tennessee player to earn her master's degree while still playing ... Three-time Lady Vol Academic Achiever.



Kyra Elzy, a native Kentuckian who previously spent four seasons on Matthew Mitchell's Kentucky staff as an assistant coach and associate head coach, has returned to the Bluegrass State and is in her first season as associate head coach for the University of Kentucky women's basketball team. This is Elzy's fifth overall season as an assistant coach at Kentucky.

A native of LaGrange, Ky., and star player for Oldham County High School, Elzy is very familiar with the Kentucky program having helped the Wildcats to a successful stretch from 2008-2012. Elzy started her time in Lexington as an assistant coach before being promoted to associate head coach, when she ran Kentucky's recruiting operation and produced unmatched results with three straight top-10 recruiting classes and four McDonald's High School All-Americans.

During her four years with the Wildcats, Elzy helped Kentucky earn three straight NCAA Tournament appearances, including two Elite Eight showings. Her final season, Elzy helped the Wildcats win a school-record 13 league games en route to the 2012 Southeastern Conference regular season championship – the first for the program in 30 years. In her final three years with the program, Kentucky won 81 games, including 35 SEC wins and 12 wins against ranked opponents.

Elzy was in charge of coaching Kentucky's guards in her first stint, helping lead A'dia Mathies to the SEC Freshman of the Year award in 2010 and USBWA and Associated Press All-America honors in 2012. Elzy also helped coach one of the best players in program history in Victoria Dunlap, who was named an All-American and SEC Player of the Year in 2011 before being selected 11th overall in the 2011 WNBA Draft by the Washington Mystics – the highest draft pick at the time in program history.

The momentum Elzy helped build has continued since her departure. Kentucky has won at least 24 games in each of the last seven seasons. In addition, the Wildcats have advanced to the NCAA Tournament all seven of those years, including three trips to the Elite Eight, two additional appearances in the Sweet 16, and two more berths in the second round.

Elzy returns to the Commonwealth after a four-year stint with her alma mater at Tennessee, where she served as assistant coach for three seasons and associate head coach her final year. During her four seasons in Knoxville, the Lady Vols won over 100 games, two SEC regular season championships, one SEC Tournament title and three Elite Eight finishes. As the UT recruiting coordinator, Elzy helped bring in the No. 3 recruiting class in the country in 2013 and the nation's No. 6 signing class in 2014 and 2015. Off the court, Elzy was selected as the 2013 keynote speaker for UT's fifth-annual Multicultural Student Symposium.

Prior to her first stop in Lexington, Elzy was an assistant coach at Kansas for four seasons, helping KU land its first top-20 signing class in 2007 under head coach Bonnie Henrickson. She also helped KU earn two postseason bids in her four seasons. In 2006-07, KU finished 17-16 overall and advanced to the third round of the Women's National Invitation Tournament while guard Danielle McCray was named Big 12 honorable mention.

Elzy's first college coaching stop was at Western Kentucky University for two seasons under head coach Mary Taylor Cowles. While in Bowling Green, Elzy coordinated WKU's recruiting effort and also worked with the team's guards. The Lady Toppers posted 20-plus wins in both of her seasons at WKU, winning the Sun Belt Conference championship and advancing to the NCAA Tournament during the 2002-03 season. Elzy helped coach Sun Belt Player of the Year Shala Reese and Newcomer of the Year Tiffany Porter-Talbert. In 2003-04, WKU was the Sun Belt runner-up and advanced to the quarterfinals of the WNIT.

Before coaching, Elzy spent one year as an administrative assistant under Henrickson at Virginia Tech. She was responsible for team travel, scheduling community service events and working with the women's basketball summer camps.

As a student-athlete, Elzy played under Hall of Famer Pat Summitt at Tennessee. The four-year letterwinner, who actually spent five seasons in a Lady Vols uniform after missing the 1998-99 season with an injury, was a member of two national championship teams (1997 and 1998) and a national runner-up squad (2000). During her time in Knoxville, she played in 126 games and earned the Holly Warlick Defensive Player of the Year Award in 1997 and the Unsung Hero Award in 1998.

Elzy became just the fifth freshman in Tennessee history to start her first game as a Lady Vol when she started at guard in the 1996-97 season opener against Austin Peay. She also earned another distinction during her playing career, becoming the first Tennessee player to earn her master's degree while still playing.

Excelling in the classroom, Elzy was named to the 2000 and 2001 SEC All-Academic teams. She was a three-time Lady Vol Academic Achiever, a distinction given to student-athletes who maintain a 3.0 grade point average for the year and earned Tennessee's Dean's List honors each semester while in graduate school.

A 1996 graduate of Oldham County High School, Elzy guided the Lady Colonels to four district championships, two regional titles and a state semifinals appearance during her prep career. Her outstanding prep career earned her induction into the Kentucky Lions Club Hall of Fame in 2009, while she was

"There are few people in this profession that I respect and admire more than Kyra Elzy and I am overjoyed to welcome her and her husband, Dexter, back to our program. Kyra's passion for teaching and mentoring young women is unmatched and when you couple that with her tireless work ethic and leadership skills, I just don't think we could have a better person for this position. I am looking forward to working with her again as we try to get this program to where we all want it – Final Fours and national championships."

— Head Coach Matthew Mitchell

inducted into the Kentucky Athletic Hall of Fame in June 2016.

Elzy holds a bachelor's degree in psychology and a master's in cultural studies in education with an emphasis in sports psychology from Tennessee. Elzy married Dexter Lander in August 2012 and the couple has one son, Jackson, who was born in 2016.



Coach Elzy on Kentucky:

"I am enthusiastic to be returning to the University of Kentucky. I had the honor to be here earlier in my career for four great seasons and those years were some of the most rewarding years for me as a coach. I fully believe in Coach Mitchell and this program and look forward to continuing this program's national pedigree. Coach Mitchell and I have a great chemistry on and off the court. I know together we can spread that throughout the program and give current and future players the experience of what Kentucky basketball is all about."





NIYA BUTTS

ASSISTANT COACH

FIRST SEASON/SIXTH OVERALL AT KENTUCKY

COACHING CAREER

2016-Present – Kentucky, assistant coach
2008-2016 – Arizona, head coach
2007-08 – Kentucky, associate head coach
2003-07 – Kentucky, assistant coach
2002-2003 – Michigan State, assistant coach
2000-2002 – Tennessee Tech, assistant coach

Birthday: Jan. 10

Hometown: Americus, Ga.

High School: Americus High School

College: Tennessee, 2000; Tennessee Tech, 2002

Degrees: Bachelor's degree in social work and a minor in psychology; master's degree in education.

PLAYING CAREER AT TENNESSEE

Four-year letter winner ... Helped the Lady Vols advance to four straight NCAA tournaments, including back-to-back NCAA championship titles (1997 and 1998), NCAA runners-up (2000) and the Elite Eight (1999) ... With Butts' help, the Lady Vols also became three-time SEC Champions (1998, 1999, 2000) ... Played in 111 contests with three starts ... Three-time Academic All-SEC selection, including SEC Defensive Player of the Year in 1997.





Niya Butts (pronounced NIGH-ya), the former head coach at the University of Arizona, who prior to that stint served on Mickie DeMoss' and Matthew Mitchell's coaching staffs at Kentucky, is in her first season as an assistant coach on Mitchell's current staff. This is the sixth season that Butts has served as an assistant coach at Kentucky.

This is Butts' second stint at Kentucky after serving as an assistant coach from 2003-07 and associate head coach during the 2007-08 season, which was her final in Lexington before being named head coach at Arizona. The Americus, Ga., native served as the recruiting coordinator her final three seasons, bringing in two top-10 recruiting classes. In her final season, Butts helped Kentucky secure a winning Southeastern Conference record for only the third time in program history and second in the last three seasons.

The Wildcats had plenty of success during Butts' first stint in Lexington, including a memorable 2005-06 season that saw UK defeat Tennessee for the first time in 20 years, rank in the top four of the SEC standings for the first time in 23 years and secure an NCAA Tournament appearance for the first time in seven seasons. The impressive year was the first of two straight 20-win seasons for UK, the first for the program since 1989-90, 1990-91.

As the recruiting coordinator, Butts brought great talent to the Bluegrass State and showed an ability to develop players as well. Butts' best class included stars Victoria Dunlap, Amber Smith and Carly Morrow. Dunlap, who eventually went on to be a two-time Associated Press SEC Player of the Year and two-time All-America honoree, still ranks third all-time in program history in scoring, fourth all-time in field goals made, second all-time in rebounds and

blocks, and third all-time in steals. Smith finished her career as one of the best point guards in program history, ranking sixth all-time in assists, while Morrow hit over 100 career 3-pointers.

In addition to her recruiting success at UK, Butts coached Kentucky's guards during her first stint on campus, helping develop key players Samantha Mahoney, who was a four-time All-SEC performer, and guard Carly Ormerod, who was named to the 2006 SEC All-Freshman Team. Mahoney's name is still scattered throughout UK's record book, sitting eighth in career games played, third in career games started, fifth with 1,601 career points and eighth with 113 3-pointers made.

Butts recently completed an eight-year stretch as the head coach at Arizona, leading the Wildcats to 21 wins during the 2010-11 season, which also marked the program's first postseason appearance since 2004-05. Arizona claimed 10 conference wins that season to earn the program's best Pac-12 finish since winning the Pac-12 regular-season title in 2004. The following season, the Wildcats posted an 11-1 start, which was the program's best start to a season in 11 years.

Butts coached several players at Arizona to all-conference honors, including guard Davellyn Whyte, who was the 16th overall pick in the 2013 WNBA Draft after earning four straight all-league honors – including Freshman of the Year in 2010 – and being named an AP Honorable Mention All-American in 2012. Two other players, forwards Ify Ibekwe and Soana Lucet, were named all-conference performers in 2011, with Ibekwe earning Pac-12 Defensive Player of the Year that same season. Ibekwe was also named AP Honorable Mention All-America in 2009 after posting a team-high 16 double-doubles and

“When I was putting this coaching staff together, I thought a lot about chemistry within our staff and one name that I kept coming back to was Niya Butts. I have worked with Niya as an assistant and was fortunate enough to have her on staff in my first year at Kentucky. I have said this before and still have complete confidence that Niya helps balance me out in a way that will positively impact our program. With her now on board, I am very excited about the future of our program.”

— Head Coach Matthew Mitchell

leading the Pac-12 in rebounds per game.

Butts spent time at Tennessee Tech and Michigan State as an assistant coach before coming to Kentucky in 2003. In her lone season at Michigan State, she helped the Spartans make the NCAA Tournament for the first time since 1997. MSU finished with a 10-6 mark in the Big Ten and recorded wins over three nationally ranked teams, including two wins over top-10 teams for the first time in school history.

Prior to MSU, Butts spent two seasons as an assistant coach at Tennessee Tech, helping the Golden Eagles win the Ohio Valley Conference regular-season championship in both 2001 and 2002. Tech finished with a 24-6 overall mark in Butts' first season and compiled a 22-8 record and were the OVC co-champions with a 13-3 mark in her second year.

Butts played in 111 career games at Tennessee under Hall of Fame coach Pat Summitt. The forward was a four-year letterwinner from 1996 to 2000 and a member of the 1997 and 1998 NCAA Championship teams. The Lady Vols won the 1998, 1999 and 2000 SEC titles during her tenure and she was voted the SEC's Defensive Player of the Year in 1997. She also won the Lady Vols' Unsung Hero Award that season. Butts was a three-time Academic All-SEC selection and earned UT's Academic Achiever of the Week four times.

Butts graduated in 2000 with a bachelor's degree in social work and a minor in psychology. She received a master's degree in education from Tennessee Tech in 2002.

Coach Butts on Kentucky:

“Kentucky has always been a very special place for me and I am thrilled to be back. There are few times in this profession that you get a chance to return to a place as unique and rewarding as Kentucky has been to me, especially getting to work with some great friends in Matthew, Kyra (Elzy) and Lin (Dunn). I'm excited to get started and hit the recruiting trail.”





LIN DUNN

**ASSISTANT COACH
FIRST SEASON AT KENTUCKY**

COACHING CAREER

2016-Present – Kentucky, assistant coach
2008-2014 – Indiana Fever, head coach
2004-2007 – Indiana Fever, assistant coach
2000-2002 – Seattle Storm (WNBA), head coach/GM
1997-1998 – Portland Power (ABL), head coach
1987-96 – Purdue, head coach
1978-87– Miami (Fla.), head coach
1977-78 – Ole Miss, head coach
1970-76 – Austin Peay, head coach

Birthdate: May 10

Hometown: Dresden, Tenn.

College: UT Martin, 1969

Degrees: Bachelor's degree in health and physical education.

LIFETIME HONORS/HOFS

Women's Basketball Hall of Fame; Tennessee Sports Hall of Fame; Indiana Basketball Hall of Fame; Purdue Athletics Hall of Fame; UT-Martin Hall of Fame; Austin Peay Athletic Hall of Fame; University of Miami (Fla.) Athletic Hall of Fame; 2016 Jostens-Berenson Lifetime Achievement Award in recognition of her lifelong commitment of service to women's basketball; 1992 USA Olympic Team assistant coach; Eight years on USA Basketball Team Selection Committee; President of the Women's Basketball Coaches Association.

WNBA COACHING CAREER

Began coaching in professional basketball in 1997 with the Portland Power and was named the American Basketball League's Coach of the Year in 1998 ... Moved to WNBA in 2000 and was the first coach and general manager of the Seattle Storm ... Joined the Indiana Fever staff as an assistant coach in 2004 before being promoted to head coach in 2008 ... Guided the Fever to seven straight playoff appearances, including the 2012 WNBA title ... In all, led the Fever to two WNBA Finals ... When she retired, she had 23 WNBA postseason wins, which was good for third all-time.



With over 40 years of coaching experience, including nearly three decades in the collegiate ranks and a Women's National Basketball Association championship title to her name, Lin Dunn has returned to the collegiate coaching ranks and is in her first season as an assistant coach with the Kentucky women's basketball team.

A member of the prestigious Women's Basketball Hall of Fame Class of 2014, Dunn is known worldwide as a pioneer for not only women's basketball but women's athletics. Before her retirement, Dunn coached 11 seasons in the WNBA and guided the Indiana Fever to the 2012 WNBA Championship. Dunn spent 25 years as a college head coach, winning 447 games and advancing to four Sweet 16s and one Final Four.

After a successful run in the college ranks, Dunn began coaching in professional basketball in 1997 with the Portland Power and was named the American Basketball League's Coach of the Year in 1998. Dunn then moved on to the WNBA in 2000 and was the first coach and general manager of the Seattle Storm, leading the young franchise to the playoffs in 2002.

In 2004, Dunn joined the Indiana Fever staff as an assistant coach before being promoted to head coach in 2008. Dunn guided the Fever to seven straight playoff appearances during her time as head coach, including the 2012 WNBA title. In all, Dunn led the Fever to two WNBA Finals and was one win away from reaching the final series for the third time in her last season in 2014. When she retired, Dunn had 23 WNBA postseason wins, which was good for third all-time.

Prior to her run in the WNBA, Dunn was the head coach at Purdue for nine seasons, leading the Boilermakers to one of the most successful runs in program history. In nine years in West Lafayette, Dunn won 206 games, leading Purdue to seven NCAA Tournaments, including its first trip in program history in 1989. She took Purdue to its first Final Four in 1994, an Elite Eight in 1995 and the Sweet 16 in 1990 and 1992. She coached three Big Ten Championship squads, including an outright title and the first in Purdue history in 1991, and was named the Big Ten Coach of the Year in 1989 and 1991. Dunn mentored several Boilermaker standouts in her tenure, including a trio of first team all-Americans in Joy Holmes (1991), MaChelle Joseph (1992) and Stacey Lovelace (1995).

In 1978-79, Dunn was named head coach at Miami (Fla.), guiding the Hurricanes to their first-ever ranking in the Associated Press Top 20 in 1986 and its first Florida State Championship in 1981. The 1981 Florida Coach of the Year, Dunn's team went 24-15 that season and made its first postseason appearance in the

AIAW Region III Championship. Her 1981-82 squad followed up on the previous seasons' success with a 19-10 record, and another berth into the AIAW postseason tournament. Dunn's seventh season resulted in her top win percentage at 21-7.

Dunn began her coaching career at Austin Peay in 1970 – before Title IX – as the physical education instructor, supervisor of the football and men's basketball cheerleaders, and the volunteer coach of the women's volleyball, basketball and tennis teams. The women's basketball team at Austin Peay posted winning seasons four times under Dunn, who left in 1977 to become the volleyball, tennis and basketball coach at Ole Miss, where she posted a 25-15 record in basketball before leaving for Miami.

Dunn has had a decorated coaching career worldwide as she was an assistant coach for the 1992 USA Olympic team that captured the bronze medal in Barcelona and spent eight years on the USA Basketball Team Selection Committee. Dunn was also the President of the Women's Basketball Coaches Association in 1984-85.

She has left her impact wherever she has gone during her career as she is not only a member of the Women's Basketball Hall of Fame in Knoxville, Tenn., but also the Tennessee Sports Hall of Fame, Indiana Basketball Hall of Fame, Purdue Athletics Hall of Fame, UT-Martin Hall of Fame, Austin Peay Athletic Hall of Fame and University of Miami (Fla.) Athletic Hall of Fame. Dunn also earned the 2016 Jostens-Berenson Lifetime Achievement Award in recognition of her lifelong commitment of service to women's basketball.

The native of Dresden, Tenn., earned her bachelor's degree in health and physical education from UT-Martin in 1969 before completing her master's degree in physical education from Tennessee the following year.

WHAT THEY ARE SAYING ABOUT LIN DUNN ...

"Lin Dunn is an amazing choice. She is a wonderful person, coach and basketball mind. She is passionate about the game and I am thrilled young women will continue to learn from her. Most importantly, I am excited as a reporter to cover her again. She is a delight." – **Holly Rowe, ESPN**

"I've played against Lin's teams for years in the WNBA. They never gave it to you, you had to earn it. They were tough, physical and played fearless. As a competitor, those are the types of battles you enjoy the most." – **Kara Lawson, ESPN**

"Lin brings a wealth of coaching experience and interaction from her various positions she's held as a coach, speaker, consultant and mentor. Lin's influence reaches back decades from the expansion of women's basketball in the 80s to the pro WNBA

"I could not be more excited to get the chance to work every day with one of my greatest mentors and dearest friends in Lin Dunn. When you think about those that helped paved the way for women's sports, Lin Dunn is one of those names that comes to your mind. She has helped me become the coach and person that I am today and I am forever grateful. With our staff now complete, it's time for us to turn the page and take this program to new heights."

— Head Coach Matthew Mitchell

of today. She understands the psych, demeanor and challenges of today's athletes and will be able to provide Coach Mitchell another set of very experienced hands in re-shaping the future of Kentucky women's basketball."

– **Mike Flynn, Director of Blue Star Basketball**

"Very few people have had the success Lin Dunn has had at every level of our game. Her impact on the game of basketball is not just limited to what she has done as a coach, but in the number of successful coaches she has mentored. Lin just has a unique way of connecting with people, using her love for the game and infectious personality. This is a great hire for Kentucky." – **LaChina Robinson, ESPN/Fox Sports**

"Coach Dunn's experience and expertise of the game will help bring Kentucky's coaching staff to a top-notch level. I am excited about the staff that UK is putting together and know that with the addition of Coach Dunn continued success is ahead."

– **Tamika Catchings, WNBA star**

"Lin has so much experience and really excels at player development. Helping players reach their potential has long been her passion as a coach. The time she's spent in the pro and college games have given her a vast perspective that should be a big asset for Coach Mitchell and the Wildcats."

– **Mechelle Voepel, espnW.com**

"When Lin Dunn left the WNBA, she was one of the best coaches in the league. She is a great basketball mind and will be a fantastic addition to Matthew Mitchell's staff." – **Rebecca Lobo, ESPN**

Coach Dunn on Kentucky:

"I've known Matthew for 20 years. He's a great person, a good father and an excellent coach. You don't accidentally win 25 games every season in the SEC without being a great basketball coach. I'm really excited about helping him maintain this level of success. He has put together such a great staff that I know working with Kyra, Niya and Amber will be a wonderful opportunity for me and one that I couldn't pass up. I am confident that Matthew and I share similar core values and I'm excited to get back on the court."



BASKETBALL SUPPORT STAFF



DANIEL BOICE Video Coordinator

Daniel Boice is in his first year with the University of Kentucky women's basketball program as its video coordinator. He will assist the coaching staff in opponent scouting reports and coordinating all aspects of film exchange and video editing for opponents and team edits.

Boice comes to Lexington after holding the same title and responsibilities at Arizona, where he was an undergraduate student manager for three years before being promoted to video coordinator for two seasons.

Boice is familiar with the Kentucky program as he worked an elite camp for Kentucky while at Arizona. He also helped work elite camps at Gonzaga, Utah and Arizona.

Prior to Arizona, Boice played basketball for Dordt College in Sioux Center, Iowa for one season before transitioning to a student assistant coach. As a student assistant he coordinated summer and team camps as well as recruiting. Boice also implemented player development workouts for the team, including five players who were named to NAIA All-Conference teams.

Boice graduated from the University of Arizona with both a Bachelor's degree in Education and a Master's degree in Educational Leadership.

Boice is a native of Tucson, Ariz., and is married to his wife, Ali.



KATE BALLARD Event Manager

Kate Ballard is in her fourth season as an event coordinator for the University of Kentucky, working with the football, women's basketball, gymnastics and softball programs.

Ballard manages the annual recruitment, retention and scheduling of a 220-member event staff and assists with the planning and preparation for post-season championship events. Additionally, Ballard serves as the internship supervisor, overseeing six interns per school semester.

The Bardstown, Ky., native spent two seasons as a graduate assistant in UK's event management department, assisting with football, women's basketball, men's soccer, swimming and diving, gymnastics and baseball. Ballard also spent five years as a student worker at UK, working with the athletic department's administration and event management department.

She recently served as co-event coordinator for the Swings for Soldiers charity event in Lexington that raised more than \$260,000 toward building specially adapted homes for wounded veterans.

Ballard graduated from UK with a bachelor's degree in family science.



AMBER SMITH Staff Support Associate

A member of the most successful senior class in Kentucky women's basketball history, former guard Amber Smith has returned to Lexington and joined the women's basketball support staff. Smith will help the coaching staff

with numerous tasks.

Smith spent the past three years in the coaching ranks, starting as a graduate assistant at Tennessee before a two-year stint as an assistant coach at Louisiana Tech, where her main roles were recruiting and on-court development. During her time in Knoxville, where she worked with (now UK associate head coach Kyra) Elzy, the Lady Vols won 29 games, including winning the Southeastern Conference Tournament Championship and advancing to the NCAA Tournament Sweet 16.

One of the most decorated players under Mitchell, Smith played in 123 career games for Kentucky at guard with 109 starts. She was a member of the 2008 SEC All-Freshman Team and ranks sixth all-time in program history in assists and eighth all-time in assists per game. During her ten-

ure, Smith averaged 7.0 points per game and 3.4 assists per game, helping Kentucky advance to four consecutive postseason tournaments, including two trips to the NCAA Tournament Elite Eight.

Smith has been recognized nationally for her success after college as she was one of 50 participants chosen to attend the 11th-annual Women's Basketball Coaches Association's "So You Want To Be A Coach" program in April of 2013. Additionally, Smith was one of 12 recipients of the NCAA's UPLIFT Registration Scholarship, allowing her to attend a professional development symposium for aspiring young basketball assistant coaches in 2014, and the Steve and Kaye Maynard Women's Basketball Graduate Assistant Scholarship.

A native of Winter Haven, Fla., Smith is part of Mitchell's 100% graduation rate among four-year players at Kentucky as she graduated in May 2011 with a bachelor's degree in integrated strategic communications.



CANDICE CHAFFIN Senior Associate AD for Development/ WBB Admin.

Candice Chaffin is in her 17th year working at the University of Kentucky and fifth as a senior associate AD for development.

Chaffin manages all aspects of the K Fund, while also serving as the sport administrator for women's basketball. Some of her responsibilities include capital gifts, naming rights, planned giving, ticket transfers and hospitality for athletic events.

Chaffin also oversees the management of donor travel and charter trips to SEC and NCAA events, as well as the suites at Commonwealth Stadium.

Prior to coming to Kentucky, Candice spent nine years working in the hotel business, where she spent time in Lexington, Louisville and Washington D.C.

Candice received her degree in hospitality management and culinary arts from Sullivan University in 1999. A native of Booneville, Ky., she graduated from Owsley County High School.

Candice and her husband, Chris, have one daughter, Keeley.



EVAN CRANE Assistant Director of Media Relations/ WBB Contact

Evan Crane is in his fourth year as an assistant director of media relations and ninth year overall with Kentucky's Media Relations Office. This is his second season as the primary sports information director for Kentucky women's basketball.

Crane began working with UK in July 2008 as a student assistant before being promoted to media relations assistant in July 2010 and his current position in July 2013.

A native of West Paducah, Ky., Crane handles the day-to-day public relations aspects with Kentucky's women's basketball and football programs. Crane writes all news releases for UK women's basketball, helping coordinate head coach, assistant coach and student-athlete interviews and providing copy for game notes and media supplements. Also, Crane assists in the maintenance of UKathletics.com, editing all women's basketball and football content.

Crane graduated in May 2010 from Kentucky with a bachelor's degree in broadcast journalism. Before coming to UK, Crane received an Associate in Arts degree from West Kentucky Community and Technical College.

Evan and his wife, Megan, reside in Lexington.



JENNIFER HEERSCHE Staff Support Associate

Jennifer Heersche is in her first season as a staff support associate for the University of Kentucky women's basketball program. Heersche is familiar with UK Athletics as she once served as a staff support associate with the Kentucky men's basketball program from 2003-04.

Heersche's duties include assisting with team travel, helping send mail-outs and flyers to recruits, coordinating

the women's basketball Victory Club and daily women's basketball operations.

Heersche joins the program after a 10-year stint as the communications and administrative assistant at Centenary United Methodist Church.

A native of Lexington, Heersche graduated from the University of Kentucky in 1998 with a bachelor's degree in English and a business minor. Jennifer and her husband, Scott, live in Lexington and have two sons, Ryan and Sam.



TIFFANY HAYDEN Academic Counselor

Tiffany Hayden begins her eighth year as an academic counselor at Kentucky, her sixth with the women's basketball team.

Hayden began working at Kentucky's Center for Academic and Tutorial Services (C.A.T.S.) in the fall of 2009. She also serves as the academic counselor for women's tennis and the NCAA champion rifle team.

As a counselor, Hayden serves as the liaison between student-athletes, coaches, and on-campus faculty and staff. She works closely with student-athletes to ensure they have all of the tools needed to be successful upon graduation from UK. Her other responsibilities include assisting with the CATS recruiting efforts, National Student-Athlete Day Activities and supervising the computer lab in CATS.

Hayden graduated from UK in 2001 with a bachelor's degree in health science. She received her M.B.A. in 2003 and in 2004, began working in higher education. She also received a master's degree in higher education from the University of Louisville in 2009.



KIM IRWIN Associate Director of Ticket Operations

Kim Irwin is entering her 10th year in the University of Kentucky athletic ticket office, her sixth as the associate director of ticket operations.

Irwin serves as the primary ticket office contact for the women's basketball program, as well as the volleyball team. The native of East Liverpool, Ohio, supervises and oversees all balancing and deposits for the ticket office.

Irwin currently supervises and manages the will call and box office staff for women's basketball and volleyball, as well as supervising and managing will call and customer service on football game day.

Prior to her work with Kentucky, Irwin served as an intern in the Notre Dame athletic ticket office from 2006-07. In South Bend, Irwin worked with managerial support and event management for the Fighting Irish's nationally renowned football program, as well as the men's and women's basketball programs, men's and women's soccer, baseball, hockey and volleyball programs, and other non-athletic related events.

Irwin earned her bachelor's degree in business administration at Ohio University in 2003, double majoring in marketing and management information systems. Irwin then got her master's degree in sport administration at the University of Louisville in 2005.

While a student at Louisville, Irwin worked as a full-time intern in the ticket office and after graduation at Ohio. At Ohio, Irwin supervised other undergraduate students during office hours and on game day.



COURTNEY JONES Senior Athletic Trainer

Courtney Jones is in her eighth season at Kentucky as the women's basketball athletic trainer, while also working with the UK rifle team. She also oversees all women's health issues and protocols for all sports.

Jones came to UK from Northwestern University where she served as the primary athletic trainer for the women's basketball and cross country teams for five years.

The Crown Point, Ind., native currently has 11 years of



BASKETBALL SUPPORT STAFF

athletic training experience under her belt since earning her master's degree in kinesiology from Kentucky in 2003. Jones began her career as a graduate assistant athletic trainer for UK, caring for the men's and women's swimming and diving teams in 2001.

Before taking the position at Northwestern, Jones went to Barton College for a year in August 2003 where her primary responsibilities were tending to the volleyball and softball teams. She also was an assistant professor, teaching athletic training taping practicum, first aid, CPR and athletic injuries and kinesiology.

Jones attended undergrad at Purdue University and completed a bachelor's degree in athletic training in 2001. Jones is a certified member of the National Athletic Trainers Association (NATA) and a certified strength and condition specialist.

She and her husband, Todd, reside in Lexington with their son, Connor and daughter, Avery.



KATIE KISSEL

Event Manager

Katie Kissel is in her third year with the University of Kentucky Athletics Department and her first as the event manager for the women's basketball program. In addition to her duties with women's basketball, Kissel also oversees event management with volleyball, Big Blue Madness campout, gymnastics and camps.

With the women's basketball program, Kissel is the lead event manager, planning events with UK's internal departments, coordinating with visiting teams and officials and supervising event staff.

Before being promoted to her current role, Kissel was a spring intern in the event management office, working with the UK baseball and softball teams in the spring of 2014. Following that short stint, she was hired as a graduate assistant in the fall of 2014 with the UK event management office, taking on an increased role where she worked with football, women's soccer, women's basketball, track and field and baseball.

A native of Louisville, Ky., Kissel graduated from UK in 2015 with a bachelor's degree in hospitality management and tourism with a minor in business administration. Kissel will graduate in May with a master's degree in Sport Leadership.



JAMIE MOBERLY

Facilities Coordinator

Jamie Moberly begins his 25th year with UK Athletics. He serves as the facilities and operations coordinator for women's basketball and is responsible for all game-day setup for Memorial Coliseum. He also is the facility manager for volleyball and manages other special events in the Coliseum, as well as UK's many other athletics facilities.

Moberly, a native of Lexington, received his bachelor's degree from Kentucky in 1991 and earned a master's degree in sport management from UK in 1994.

Moberly and his wife, Esther, have a son, Ethan.



BETH PRICE

Staff Support Associate

Beth Price is in her 10th year with the University of Kentucky, her second as staff support associate. Her duties include managing the Victory Club, coordinating all preseason and postseason events, communicating with alumni and helping with summer camps. She is also responsible for coordinating the coaches' public appearances, charitable activities and calendars.

Price, from Hazard, Ky., served as a team manager for the Wildcats for four years, earning the head manager title for three consecutive seasons.

She graduated from Kentucky in May 2006 with a bachelor's degree in exercise science, while receiving her master's degree in sport leadership in December 2007.

Price is a 2002 graduate of Perry County Central High

School where she was a four-year letterwinner in basketball.

Resides in Lexington with her husband Neil Price, the voice of Kentucky women's basketball and baseball.



KARLIE KINNEER

Media Relations Assistant

Karlie Kinneer is in her first season as a media relations assistant with the University of Kentucky media relations office. Kinneer will serve as the assistant sports information director for the women's basketball program, helping

the primary SID with all aspects of the media relations effort. Kinneer also serves as the SID for swimming and diving and women's tennis.

Kinneer comes to Kentucky after spending the past year as a communications intern with USA Football and media relations intern with the WNBA's Indiana Fever. With the Fever, Kinneer wrote weekly articles about the team, including feature stories and game recaps, while also helping the media relations director with daily operations tasks.

Prior to her time with the Fever, Kinneer served as a student assistant with Iowa State Athletics Communications.

A native of Ames, Iowa, Kinneer graduated from Iowa State University in 2015 with a bachelor's degree in journalism and mass communication.



KATE STOESS

Director of Marketing

Kate Stoess joined the women's basketball program in 2015 and is in her second season as the Director of Marketing and also works with the volleyball and softball teams in developing marketing plans for the Wildcats.

Stoess previously served as the Assistant Director of Marketing and Fan Experience at the University of Kansas, where she was the primary marketing contact for the KU women's basketball team and the secondary marketing contact for the Jayhawk football team.

Prior to her time in Lawrence, Stoess was the Assistant Director of Athletic Marketing and Promotions at the University of Maine.

Stoess spent a year at the University of Alaska Fairbanks before her time in Maine, where she was a Marketing and Promotions Assistant and worked with 10 NCAA programs. In just one year, she was awarded six NACMA awards during the 2008-09 season. She went to Fairbanks after serving as a marketing intern at Fresno State University, and also spent time as a marketing and ticket sales intern with Louisville Fire Arena Football.

The Crestwood, Ky. native graduated from the University of Louisville in 2006 with a bachelor's in sports administration.



JOHN SPURLOCK

Strength and Conditioning Coach

John Spurlock is in his fourth season as the head strength and conditioning coach for the women's basketball team. Along with the women's basketball team, he trains volleyball, men's soccer and sprints/hurdles.

Spurlock came to UK as a graduate assistant in 2006 and was hired full time in August of 2009.

As a graduate assistant, he worked directly with men's and women's tennis and cheerleading. He also assisted with volleyball, women's basketball, softball, swimming, men's and women's soccer and track and field.

Spurlock came to UK from the University of Dayton where he served as an intern on the student-assistantship grant from the National Strength & Conditioning Association. There he worked with men's and women's tennis and crew. Prior to his experience at UD he was a volunteer at Duke University where he worked with men's tennis and swimming and diving. Prior to Duke, he was a strength intern at Hanover College where he assisted with football.

He earned his bachelor's of arts degree in physical education (2005) from Hanover College and his master's

of science degree in exercise physiology (2010) from UK. John played wide receiver on the Hanover College football team (2001-2005). Currently resides with his wife, Jordan, in Georgetown, KY.



AMY TILLEY

Assistant Athletics Director for Women's Basketball

Amy Tilley is in her eighth year in the women's basketball program, and her third as the assistant athletics director for women's basketball.

Tilley's duties at UK include team travel, scheduling, supervising all non-coaching personnel, management of the budget, facility coordinator, overseeing the student managers, supervising the team's NIKE account and special event management.

Prior to her promotion in May of 2014, Tilley served as the director of basketball relations for women's basketball and recruiting for three years.

Tilley served as an administrative assistant during the 2008-09 and 2009-10 seasons under Coach Matthew Mitchell before leaving to become the head coach at Dunbar High School for the 2010-11 year.

Before joining the UK Athletics Association staff, Tilley was an accountant for Liberty Alliance Federal Credit Union.

The Somerset, Ky., native graduated from Kentucky in 2007 with a major in finance and a minor in economics and received a master's degree in secondary education from Eastern Kentucky University in 2011.

Tilley and her husband, Adam, reside in Lexington, Ky., with their daughter, Reagan, and son, Drew. They enjoy spending time with family, going to the lake and attending various sporting events.



KIM TROXALL

Creative Director for WBB

Kim Troxall is entering her 12th year working with the University of Kentucky athletics department and second as the creative director for women's basketball.

Troxall has won countless College Sports Information Directors of America publication awards, including winning the Best in the Nation award a remarkable 10+ times for her design elements on media guides and posters.

The native of Glasgow, Ky., came to UK athletics after working for Host Communications as a graphic designer from 1997 to 2005. Before her tenure at Host, Troxall worked with J. Peterman Company as a graphic designer for three years and served two years with Ad Success Advertising in Lexington.

Troxall graduated from Savannah College of Art and Design with a bachelor's of fine arts degree in graphic design in 1994.



2016-17 STUDENT STAFF



ALEX DAY

Manager

Hometown: Mason, Ohio

High school: Mason HS

Class: Senior

Major: Communications

Contemplated profession: Sports operations/Sports information



AALIYAH MUHAMMAD

Manager

Hometown: Chattanooga, Tenn.

High school: Baylor School

Class: Freshman

Major: Human Health Sciences, Pre-Pharmacy

Contemplated profession: Pharmacist



KORTEZ WILSON

Equipment Manager

Korte Wilson is in his third year with the University of Kentucky women's basketball program as its equipment manager and his sixth year overall with UK Athletics.

Wilson is in charge of maintaining all equipment needs for the Kentucky women's basketball team, including overseeing the student managers and coordinating the cleaning and maintenance of all equipment and uniforms. Wilson holds the same position with Kentucky's nationally ranked volleyball team.

A native of Louisville, Ky., Wilson graduated from Kentucky in 2014 with a bachelor's degree in broadcast journalism and received his master's in sports leadership from UK in 2016.



ALLISON KING

Manager

Hometown: Reynoldsburg, Ohio

High school: Reynoldsburg HS

Class: Junior

Major: Kinesiology

Contemplated profession: Physical therapist



AUSTIN PAINTER

Manager

Hometown: Louisville, Ky.

High school: Butler Traditional HS

Class: Sophomore

Major: Kinesiology

Contemplated profession: Physical Therapy and Athletic Training



MITCHELL LONG

Manager

Hometown: Henderson, Ky.

High School: Reitz Memorial HS

Class: Junior

Major: Human nutrition

Contemplated Profession: Nurse practitioner/Nurse anesthetist



SAMANTHA PERRY

Student Athletic Trainer

Hometown: Center, Ky.

High School: Metcalfe County

Class: Sophomore

Major: Kinesiology

Contemplated Profession: Physical Therapist

THE STATS CREW



The Kentucky women's basketball program is fortunate to have one of the best stat crews in the nation working all of its home games to ensure a quality operation for not only the teams but fans. The crew includes statisticians Lee Ann Clark, Mike Zuckerman, C.J. O'Banion, Christopher and Susan Montgomery, time out coordinator Don Deluca, public address announcer Donnie Hart, official stats Kenny Bourne, scoreboard operator Shay McCauley and shot clock operator Mike Rogers. Every year, members of the crew travel to the Southeastern Conference Tournament to help the league office with its in-game operations.





2015-16

REVIEW

2015-16 YEAR IN REVIEW

2015-16 Overall Record: 25-8

National Rankings: No. 12 AP/15 USA Today Coaches

SEC Record: 10-6 (T4th) - SEC Tournament Semifinals

Postseason: 2-1 - NCAA Sweet 16

Home: 16-2 • Away: 7-4 • Neutral: 2-2

THOMPSON ONE OF UK'S MOST SUCCESSFUL PLAYERS

Janee Thompson had a fantastic four-year career at Kentucky and will go down as one of the winningest players in program history. In her four-year career, Thompson went 105-33, which ties the second most wins by a four-year player in school history. Each of the last four senior classes have ranked top four in school history in wins over a four-year period. The 2015 senior class is the winningest group in program history with 108 wins.

Ranking the Senior Classes:

1. 2012-15 108-28 (.788)
2. 2010-13 105-28 (.789)
2. 2013-16 **105-33 (.765)**
3. 2011-14 104-29 (.781)

DID YOU KNOW

- UK won 20-plus games for a school-record seventh straight season.
- The Wildcats won 10-plus SEC games for the seventh consecutive season.
- The Wildcats finished in the top four of the SEC standings for the seventh straight season.
- UK played 11 games vs. ranked teams and was 8-3 overall. The highlights include defeating No. 15/15 Arizona State on the road, No. 13/11 Duke at Rupp Arena, No. 18/21 Tennessee in Memorial, No. 14/13 Mississippi State on the road, No. 24/24 Missouri at home, No. 11 Texas A&M on the road, No. 25/24 Florida in the SEC Tournament and No. 24/23 Oklahoma in the NCAA Tournament. UK also defeated UofL, UGA and Auburn, who were receiving votes.
- UK went 16-2 at home and 7-4 on the road.

WILDCATS SHINE ON OFFENSE, DEFENSE IN #OURNEWSEASON

Kentucky opened up NCAA Tournament play in style with its largest margin of victory in an NCAA Tournament game in program history against UNC Asheville before taking down top-25-ranked Oklahoma in the second round, 79-58. It was the first time in program history that Kentucky has won each of its first two games in the event by 20+ points.

Overall, Kentucky averaged 82.0 points per game, hitting at a .444 clip from the field,



In the last seven seasons, UK has proven to be one of the top programs in the country. The Wildcats have advanced to seven straight NCAA Tournaments, including three Elite Eight finishes. The Wildcats are one of seven schools nationally to advance to at least five of the last seven Sweet 16s.

including a .483 mark from 3-point land. The Wildcats outrebounded opponents by 10 rebounds per game and had 29 assists while opponents had only 15. Epps led the way by averaging 18.5 points per game with 5.0 rebounds per game and nine assists, while Thompson averaged 14.5 points per game and had six assists. Akhator, Jennings and Morris each averaged 10.5 points per game.

Defensively, Kentucky limited opponents to 44.5 points per game behind a field-goal percentage defense of .240 and a .191 mark from 3. UK forced 28 turnovers and had 15 total blocks.

GATORS GET 'REAL KENTUCKY TEAM' IN SEC TOURNAMENT QUARTERFINALS

In the locker room prior to Kentucky's SEC Tournament Quarterfinal game vs. Florida, Matthew Mitchell told the team that Florida hadn't seen the real Kentucky team, noting that the team that played Florida earlier in the regular season in Gainesville was not the kind of team the Wildcats put on the floor during an eight-game winning streak late in the season.

During the game, Kentucky shot 48.6% from the field, limiting Florida to 33.8%. Kentucky outrebounded the Gators 51-34, won the points in the paint 42-28 and second-chance points, 23-10. Makayla Epps scored 22 points with seven points and seven assists in the game, while Janee Thompson had 19 points and four assists. Evelyn Akhator had 12 points and 11 rebounds for her 12th double-double of the season, while Maci Morris had 10 points and five rebounds.



BY THE BIG BLUE NUMBERS

17,150.....	Season-high attendance vs. Duke, 4th highest in school history
6,727.....	Average attendance for 2015-16, 2nd highest in school history
1,207.....	Number of total career points for Makayla Epps
1,024.....	Number of total career points for 2015-16 senior Janee Thompson
761.....	Number of wins in UK Hoops history
249.....	Career wins for Matthew Mitchell
219.....	Wins at UK for Matthew Mitchell
132.....	Consecutive weeks in the AP poll
11.....	Consecutive years UK has participated in postseason play
7.....	Consecutive NCAA Tournament appearances



For the 13th straight season, the University of Kentucky women's basketball team has ranked in the top 25 nationally in average attendance, sitting eighth overall with 6,454 fans per home game during the 2015-16 season

In the regular-season battle against Florida, Kentucky had 30 turnovers, allowed Florida to shoot 53.8% from the field, and gave up 50 points in the paint with UF recording 22 assists.

THOMPSON'S STORYBOOK HOME ENDING

Entering Senior Night on Feb. 25 with a sprained ankle, Janee Thompson said she wouldn't miss the game for the world, and lucky for Kentucky she was right as the senior scored a career-high 24 points to power the Wildcats over No. 24/24 Missouri, 69-59.

Kentucky led by 13 at the break, but Missouri outscored UK 25-11 in the third quarter to take a one-point lead into the fourth quarter. That is when Thompson put the team on her back and took control. Counting an assist early in the fourth quarter, Thompson was responsible for Kentucky's first 14 points of the fourth quarter, scoring 12 points in the final 10 minutes alone to give Kentucky a lead it would not relinquish.

"To have someone perform like that on Senior Night, that's storybook-type stuff," Matthew Mitchell said. "And we needed every ounce of her energy and her leadership."

She followed that up in her final game in Memorial Coliseum against Oklahoma with 16 points - becoming the 32nd player in school history to score over 1,000 points - including a spark in the fourth quarter where she scored seven straight points as part of a 10-0 run to put Kentucky in control.

DEFENSE BETTER AND SO WERE CATS

In the middle of a three-game losing streak last season, the Kentucky coaching staff started wearing shirts in practice that simply read "DEFENSE" on the front. Coach Mitchell said he wanted to make sure defense was always something the players were thinking about and aware needed to improve. The staff started wearing the shirts in the week of the South Carolina game with the Gamecocks shooting over 50% from the field against the Wildcats. However, UK went on an eight-game winning streak after the game limiting opponents to just .385 from the field, including .333 from 3 averaging 14.8 turnovers forced per game during the eight-game winning streak.

Kentucky won 10 games after the staff started wearing the shirts. In those 10 games, UK

2015-16 HONORS

Makayla Epps

- Preseason All-SEC First Team (Media, Coaches)
- Preseason All-SEC Second Team (College Sports Madness.com)
- Naismith Trophy Women's College Player of the Year Early Season Watch List
- espnW National Player of the Week (12/14/15)
- SEC Player of the Week (12/15/15)
- NCAA Starting Five (12/16/15)
- Dawn Staley Award Mid-Season Watch List (01/28/16)
- Naismith Trophy Midseason 30
- All-SEC First Team (league coaches, AP)
- SEC All-Tournament Team (league media)
- First-Team All-American (CollegeSportsMadness)
- Wade Trophy Watch List (3/11/16)
- WBCA All-Region Team
- WBCA All-America Honorable Mention
- AP All-America Honorable Mention

Janee Thompson

- Preseason All-SEC Second Team (College Sports Madness.com)
- All-SEC Second Team (league coaches)
- All-SEC Honorable Mention (AP)

Evelyn Akhator

- SEC Player of the Week (2/29/16)
- SEC Player of the Week by CollegeSportsMadness.com (2/29/16)
- All-SEC Second Team (league coaches, AP)
- NCAA Starting Five (3/1/16)

Maci Morris

- SEC All-Freshman Team (league coaches)

limited opponents to 35.4% from the field, 28.8% from 3 and 58.2 points per game.

CATS TURNED CORNER WITH 8 STRAIGHT

UK snapped a three-game skid by posting an eight-game winning streak with six straight double-digit wins over LSU, Vanderbilt, Mississippi State, Arkansas, Missouri and Texas A&M. It was the first time in program history that UK has won six straight SEC games by 10 or more points. Coach Matthew Mitchell said the Wildcats regrouped following its performance against LSU - although a win - and headed in the right direction after a mid-season lull.

The stretch started with a 70-58 win against LSU, before a 71-55 win at Vanderbilt, a 83-60 win over Mississippi State, a 77-63 win over Arkansas, a 69-59 victory over Missouri and a 71-58 win over No. 11 Texas A&M. The stretch moved to eight games in the SEC Tournament with wins over LSU and Florida. During those eight games, Kentucky shot 46.0% from the floor, including 31.2% from 3, scoring 76.5 points per game. Kentucky also averaged 14.1 assists per game, only turning the ball over



13.3 times per game and forcing opponents into 14.8 miscues per game.

Matthew Mitchell said following the Mississippi State game: "I just can't tell you how hard this team's been working. A night like tonight has been building for a while. I'm really happy for them. They've worked their tails off."

UK FOUND EXPERIENCE THROUGH SEC GRIND

Even though the inexperienced Wildcats faced several quality teams in nonconference play, coach Mitchell warned them nothing could prepare them for the physicality and grind of SEC play. Slowly but surely, the Wildcats found their way through that grind. In nonconference play, UK shot .489 from the field, .426 from 3 and averaged 18.2 assists per game. Those numbers dipped against SEC defenses as UK shot .432 from the field, .302 from 3 and averaged 12.0 assists per game in 16 SEC games.

The Wildcats also worked to keep their defense up in SEC play. In 11 nonconference games, UK was holding opponents to .324 from the field, .255 from 3 and 53.0 ppg. In league action, teams hit .406 from the field, .308 from 3 and scored 63.1 ppg.

MUCH IMPROVED ON BOTH SIDES

When comparing Kentucky's final numbers in 2015-16 to its final numbers from 2014-15, the Wildcats were much improved in several areas. Below is a statistical breakdown.

Statistic	2014-15	2015-16
FG%	.399	.455
FG% Defense	.403	.372
3FG%	.286	.356
3FG% Defense	.317	.298
FT%	.672	.707
Rebound Margin	-2.3	+5.5
Assists/game	10.8	14.4

COMEBACK CATS STRIKE VS. TENNESSEE

Trailing by 10 points at one point in the first half, including a seven-point deficit at halftime, Kentucky moved to 4-1 on the season when it was trailing at the half after its 64-63 come-from-behind victory over Tennessee on Jan. 25.

The Wildcats started this come-from-behind trend in its second game of the season, trailing Arizona State 29-17 at the half before forcing overtime and pulling away with the 68-64 victory. At Northern Kentucky in December, Kentucky trailed 41-37 at the half before outscoring NKU 47-24 in the second half to earn the win. In conference play, Kentucky trailed at the half in five games with a 2-3 record. UK trailed Auburn in Memorial Coliseum 22-21 before pulling out the 54-47 victory, while it trailed Tennessee 35-28 before the dramatic 64-63 win. Kentucky was 4-4 when trailing at the half, with a loss at Ole Miss, at Florida and



South Carolina (twice).

UK trailed Florida by 10 in the first half in the quarterfinals of the SEC Tournament, marking the fourth-largest comeback in UK's tournament history.

UK 58% FROM FIELD IN LOSS TO GATORS

Although falling by six points, Kentucky shot 58% (29-50) from the field against Florida, marking only the second time in Matthew Mitchell's nine-year tenure at Kentucky that the Wildcats lost when shooting 50% or better from the field. The strong shooting performance was the best for Kentucky in the Matthew Mitchell Era and the team's best field goal percentage in an SEC game since shooting 60.7% against Arkansas on Feb. 18, 2007.

Against LSU, Kentucky shot 54.0% from the field, which was Kentucky's best in an SEC home game in the Matthew Mitchell Era. The Wildcats shot over 50% from the field seven times last year, which is a new record for times shooting over 50% in a single season in the Matthew Mitchell era.

CATS PASS LAST FINAL EXAM VS. DUKE

Kentucky excelled on the court and off during finals week. Every year, the Wildcats take more time off than normal to focus on academics. All week leading up to the Duke game, head coach Matthew Mitchell told the team Sunday would be their last final exam. Kentucky responded, leading the entire game before finishing off the 71-61 victory. After the game, Mitchell said the Wildcats earned an A on their final, final exam. In the actual classroom, UK posted a 3.077 GPA during the fall semester and a 3.463 GPA during the spring semester.

11-0 START TIED BEST IN SCHOOL HISTORY

UK's 11-0 start to the season was the first time the Wildcats have started a season 11-0 since the 2013-14 team. UK only had two other seasons in which it started out with 11 consecutive victories (2009-10, 2013-14). All three are under Mitchell.

FIVE STRAIGHT VS. RIVAL CARDS

Kentucky won its fifth straight game against rival Louisville after taking down the Cardinals 72-54 on Thursday, Dec. 10 inside Rupp Arena. The winning streak against UofL is UK's longest since winning five straight from 1986-1990. UL ended the season ranked top-15 nationally.

HISTORIC NIGHT IN MEMORIAL VS. MSU

What a night it was on Wed., Nov. 19 in Memorial, as UK defeated in-state foe Morehead St., 112-57, behind some historic numbers.

On top of scoring 100+ points for the 48th time in school history, UK's Makayla Epps became only the second player in program history to record a triple-double with 21 points, 11 rebounds and 12 assists. She was joined by two other players who recorded double-doubles - marking the first time since Nov. 28, 1989 UK had three players record double-doubles. Three UK players had 20+ points, marking the first time that had happened since 1989 as well, while as a team UK had 67 rebounds - tying the school record for most rebounds in a game - and 32 assists - one off the school record for assists in the game.

Individually, Thompson posted then-career highs in points scored, while Epps became the first player since Stacey Reed in 1993 to record 12 or more assists in a game. The 12 assists are



CATS ADVANCE TO SCHOOL-RECORD SEVENTH STRAIGHT NCAA TOURNAMENT

THE WILDCATS HOSTED THE NCAA FIRST AND SECOND ROUNDS FOR THE THIRD STRAIGHT SEASON IN MEMORIAL COLISEUM.



good for the 7th-most in a game in UK history.

TOP TO BOTTOM SCORING

Heading into the 2015-16 season, some questioned Kentucky's depth with only nine eligible players on the roster, but during the season Kentucky showed that depth doesn't always mean experience.

With nine players on the team - including five that played in their first career games last season - UK showed it had a deep bench. Kentucky had at least three players score in double figures in every game but three, while UK had five or more players in double figures seven times. Against Tennessee State, the Wildcats had six players in double figures.

OFFSEASON OFFENSIVE WORK PAYING OFF

After the 2014-15 season, Coach Mitchell put a point of emphasis on Kentucky becoming a better shooting team, asking UK to increase its field goal percentage from last season - which was 38% - to 42-45%.

The team responded by putting in a ton

of offseason work and working hard on their shooting during 2015-16 preseason practice. It paid off as Kentucky shot 45.5% from the field in 2015-16, which ranked 18th in the nation and third in the SEC. Kentucky ended 35.6% from 3-point land, ranking 26th in the nation and second in the SEC.

Against Eastern Michigan, Kentucky shot 59.6%, which was its highest field goal percentage since 60% in February 2007.

EPPS 31ST PLAYER TO REACH 1,000 POINTS

Junior guard Makayla Epps became the 31st player in school history to reach 1,000 career points on Thursday, Feb. 4 when Kentucky played at South Carolina. Epps has 1,177 points and is the third-fastest player in the Matthew Mitchell Era to reach 1,000 career points behind A'dia Mathies and Victoria Dunlap. Epps currently ranks 22nd in school history in points and needs 2 more points to tie Lea Wise for 21st all-time with 1,179 points.

THOMPSON 32ND PLAYED TO REACH 1,000 POINTS

Kentucky senior guard Janee Thompson scored 16 points against Oklahoma in the second round of the NCAA Tournament to become the 32nd player in program history to reach the 1,000 point plateau.

For her career, Thompson has 1,013 points, sitting 32nd all-time in career points. She needs 10 more to tie Sandy Harding for 31st all-time.

2015-16 GAME-BY-GAME RESULTS

Record:	Overall	Home	Away	Neutral	Attendance Summary	Games	Totals	Avg/Game
All Games	25-8	16-2	7-4	2-2	HOME	18	116164	6454
Conference	10-6	6-2	4-4	0-0	AWAY	11	53265	4842
Non-Conference	15-2	10-0	3-0	2-2	NEUTRAL	4	21089	5272
					Total	34	202271	5949

Date	Time	Opponent	Result	Score	Attendance	High Points	High Rebounds
11/13/15	7 pm	RICE	W	72-39	4907	(16)Akhator, Evelyn (16)Morris, Maci	(17)Akhator, Evelyn
11/15/15	3:36 pm MT	at Arizona State	Wot	68-64	4543	(20)Epps, Makayla	(10)Akhator, Evelyn
11/18/15	7:00 pm	MOREHEAD STATE	W	112-57	4895	(28)Jennings, Alexis	(16)Akhator, Evelyn
11/22/15	2 PM	COLORADO	W	86-61	5380	(17)Thompson, Janee	(9)Akhator, Evelyn
11/25/15	12 Noon	EASTERN MICHIGAN	W	89-67	4988	(21)Epps, Makayla	(7)Camara, Batouly (7)Akhator, Evelyn
11/29/15	2 pm	JACKSON STATE	W	92-24	5010	(20)Akhator, Evelyn	(13)Akhator, Evelyn
12/2/15	7 p.m.	at Northern Kentucky	W	84-65	4084	(21)Thompson, Janee	(8)Jennings, Alexis
12/10/15	7 PM	!LOUISVILLE	W	72-54	14425	(24)Epps, Makayla	(9)Akhator, Evelyn
12/13/15	2:00 PM	at Middle Tennessee	W	68-52	5190	(17)Epps, Makayla	(9)Akhator, Evelyn
12/20/15	7:01 pm	!DUKE	W	71-61	17150	(18)Akhator, Evelyn	(6)Akhator, Evelyn
12/28/15	7:01 pm	TENNESSEE STATE	W	81-39	5586	(14)Akhator, Evelyn	(13)Akhator, Evelyn
01/03/16	2:00 pm	*at Auburn	L	61-66	2677	(20)Epps, Makayla (11)Akhator, Evelyn	(11)Jennings, Alexis
01/07/16	7:06 pm	*ALABAMA	W	73-48	4792	(21)Akhator, Evelyn	(10)Jennings, Alexis
01/10/16	2 p.m. ET	*at Georgia	W	64-53	2681	(13)Epps, Makayla	(12)Jennings, Alexis
01/14/16	7:01 PM	*SOUTH CAROLINA	L	62-73	5527	(16)Thompson, Janee (16)Epps, Makayla	(10)Camara, Batouly
01/17/16	1:00 PM	*AUBURN	W	54-47	6171	(14)Murray, Taylor	(10)Akhator, Evelyn
1/21/16	8:00 PM	*at Ole Miss	L	65-73	1335	(22)Epps, Makayla	(9)Jennings, Alexis
01/25/16	7:01 PM	*TENNESSEE	W	64-63	6188	(23)Epps, Makayla	(9)Camara, Batouly
01/28/16	7:01 PM	*VANDERBILT	L	69-71	5193	(25)Epps, Makayla	(6)Akhator, Evelyn
01/31/16	1 pm ET	*at Florida	L	79-85	3231	(27)Epps, Makayla	(11)Jennings, Alexis
02/04/16	7 p.m.	*at SOUTH CAROLINA	L	68-78	15015	(17)Epps, Makayla	(9)Camara, Batouly
02/07/16	12 Noon	*LSU	W	70-58	6110	(16)Thompson, Janee (5)Akhator, Evelyn	(5)Jennings, Alexis
02/14/16	3 p.m.	*at VANDERBILT	W	71-55	3021	(18)Jennings, Alexis	(9)Jennings, Alexis
02/18/16	6:01 p.m.	*at Mississippi State	W	83-60	4355	(17)Morris, Maci	(12)Akhator, Evelyn
02/21/16	3:00 PM	*ARKANSAS	W	77-63	7589	(16)Epps, Makayla	(11)Akhator, Evelyn
02/25/16	7:06 pm	*MISSOURI	W	69-59	6496	(24)Thompson, Janee	(9)Akhator, Evelyn
02/28/16	3 p.m.	*at Texas A&M	W	71-58	7133	(15)Akhator, Evelyn (15)Jennings, Alexis	(18)Akhator, Evelyn
03/03/16	2:32 pm	#vs LSU	W	79-71	2245	(17)Thompson, Janee (17)Epps, Makayla	(13)Akhator, Evelyn
03/04/16	2:34 pm	#vs Florida	W	92-69	4703	(22)Epps, Makayla	(11)Akhator, Evelyn
03/05/16	5:03 PM	#vs SOUTH CAROLINA	L	63-93	5632	(16)Epps, Makayla	(7)Epps, Makayla
03/19/16	4:04	^UNC ASHEVILLE	W	85-31	2701	(24)Epps, Makayla	(11)Camara, Batouly
03/21/16	6:45 PM	^OKLAHOMA	W	79-58	3056	(16)Thompson, Janee	(8)Jennings, Alexis
03/25/16	7:05 PM	\$vs WASHINGTON	L	72-85	8509	(30)Epps, Makayla	(14)Akhator, Evelyn

* = Conference game

! = Game played in Rupp Arena - Lexington, Ky.

= SEC Tournament (Veterans Memorial Arena - Jacksonville, Fla.)

^ = NCAA Tournament First and Second Rounds (Memorial Coliseum - Lexington, Ky.)

\$ = NCAA Tournament Sweet 16 (Rupp Arena - Lexington, Ky.)



2015-16 FINAL STATISTICS

Record: 25-8 Home: 16-2 Away: 7-4 Neutral: 2-2

No.	Player	GP	GS	Min	Avg	FG	FGA	Pct	3FG	FGA	Pct	FT	FTA	Pct	Off	Def	Tot	Avg	PF	FO	A	TO	Blk	Stl	Pts	Avg
25	Epps, Makayla	32	32	1126	35.2	207	438	.473	26	92	.283	106	146	.726	39	115	154	4.8	40	0	143	77	4	41	546	17.1
03	Thompson, Janee	33	32	1111	33.7	145	363	.399	56	144	.389	71	86	.826	15	63	78	2.4	55	1	157	97	3	35	417	12.6
13	Akhator, Evelyn	33	33	884	26.8	156	306	.510	1	1	1.000	67	116	.578	121	185	306	9.3	83	3	22	59	32	37	380	11.5
35	Jennings, Alexis	33	18	837	25.4	132	268	.493	0	2	.000	67	90	.744	88	145	233	7.1	90	3	15	56	31	20	331	10.0
04	Morris, Maci	33	33	820	24.8	101	254	.398	49	125	.392	30	35	.857	8	77	85	2.6	78	4	31	54	7	19	281	8.5
24	Murray, Taylor	33	0	757	22.9	81	185	.438	14	52	.269	50	60	.833	20	68	88	2.7	72	0	73	52	1	56	226	6.8
05	Goodin-Rogers, Kyvin	5	0	57	11.4	9	16	.563	8	13	.615	2	2	1.000	1	7	8	1.6	4	0	4	4	2	3	28	5.6
01	Camara, Batouly	33	14	603	18.3	71	144	.493	0	1	.000	25	47	.532	34	108	142	4.3	89	3	19	60	30	6	167	5.1
45	Rice, Alyssa	26	2	246	9.5	22	50	.440	0	0	.000	18	32	.563	27	34	61	2.3	54	1	6	23	11	3	62	2.4
02	Jakubcova, Ivana	24	1	185	7.7	10	31	.323	0	3	.000	7	13	.538	9	18	27	1.1	19	0	5	14	10	2	27	1.1
TM	TEAM.....																									
	Total.....	33				934	2055	.455	154	433	.356	443	627	.707	425	896	1321	40.0	584	15	475	507	131	222	2465	74.7
	Opponents.....	33				743	1995	.372	176	590	.298	338	510	.663	399	739	1138	34.5	636	-	416	575	138	205	2000	60.6

Score By Periods:	1st	2nd	3rd	4th	OT	TOTAL	Deadball Rebounds:	OFF	DEF	TOTAL
Kentucky	603	553	653	644	12	2465	Kentucky	114	23	137
Opponents	436	476	504	576	8	2000	Opponents	106	27	133

Conference Games Only

Record: 10-6 Home: 6-2 Away: 4-4 Neutral: 0-0

No.	Player	GP	GS	Min	Avg	FG	FGA	Pct	3FG	FGA	Pct	FT	FTA	Pct	Off	Def	Tot	Avg	PF	FO	A	TO	Blk	Stl	Pts	Avg
25	Epps, Makayla	16	16	581	36.3	98	226	.434	9	43	.209	53	76	.697	21	50	71	4.4	25	0	55	45	3	17	258	16.1
03	Thompson, Janee	16	15	542	33.9	65	164	.396	24	65	.369	31	38	.816	6	32	38	2.4	31	1	69	52	2	19	185	11.6
13	Akhator, Evelyn	16	16	427	26.7	74	149	.497	0	0	.000	34	58	.586	59	81	140	8.8	46	3	8	26	11	16	182	11.4
35	Jennings, Alexis	16	7	415	25.9	62	120	.517	0	0	.000	39	48	.813	49	71	120	7.5	54	2	8	29	8	10	163	10.2
04	Morris, Maci	16	16	399	24.9	43	125	.344	18	59	.305	16	19	.842	4	31	35	2.2	43	3	14	27	2	7	120	7.5
24	Murray, Taylor	16	0	366	22.9	31	79	.392	7	25	.280	21	26	.808	11	24	35	2.2	35	0	27	21	0	29	90	5.6
01	Camara, Batouly	16	8	297	18.6	31	69	.449	0	0	.000	11	25	.440	19	50	69	4.3	40	1	7	23	13	2	73	4.6
45	Rice, Alyssa	16	2	144	9.0	10	23	.435	0	0	.000	7	15	.467	13	12	25	1.6	30	0	3	15	5	1	27	1.7
02	Jakubcova, Ivana	9	0	29	3.2	1	5	.200	0	0	.000	0	0	.000	3	2	5	0.6	4	0	1	5	1	0	2	0.2
TM	TEAM.....																									
	Total.....	16				415	960	.432	58	192	.302	212	305	.695	221	392	613	38.3	308	10	192	252	45	101	1100	68.8
	Opponents.....	16				376	927	.406	80	260	.308	178	259	.687	190	349	539	33.7	314	-	215	261	68	108	1010	63.1

Score By Periods:	1st	2nd	3rd	4th	TOTAL	Deadball Rebounds:	OFF	DEF	TOTAL
Kentucky	273	249	277	301	1100	Kentucky	53	6	59
Opponents	216	230	254	310	1010	Opponents	44	15	59

Non-Conference Games Only

Record: 13-1 Home: 10-0 Away: 3-0 Neutral: 0-1

No.	Player	GP	GS	Min	Avg	FG	FGA	Pct	3FG	FGA	Pct	FT	FTA	Pct	Off	Def	Tot	Avg	PF	FO	A	TO	Blk	Stl	Pts	Avg
25	Epps, Makayla	13	13	448	34.5	88	174	.506	15	42	.357	42	55	.764	14	53	67	5.2	13	0	76	25	1	17	233	17.9
03	Thompson, Janee	14	14	458	32.7	66	167	.395	27	66	.409	32	38	.842	8	25	33	2.4	19	0	76	36	1	16	191	13.6
13	Akhator, Evelyn	14	14	372	26.6	72	136	.529	1	1	1.000	18	39	.462	50	90	140	10.0	32	0	10	30	17	19	163	11.6
35	Jennings, Alexis	14	11	358	25.6	61	127	.480	0	1	.000	23	36	.639	33	63	96	6.9	26	0	7	19	23	7	145	10.4
04	Morris, Maci	14	14	347	24.8	52	108	.481	28	57	.491	8	8	1.000	1	34	35	2.5	28	1	14	20	5	12	140	10.0
24	Murray, Taylor	14	0	323	23.1	44	90	.489	6	22	.273	26	30	.867	9	39	48	3.4	34	0	39	24	1	21	120	8.6
05	Goodin-Rogers, Kyvin	5	0	57	11.4	9	16	.563	8	13	.615	2	2	1.000	1	7	8	1.6	4	0	4	4	2	3	28	5.6
01	Camara, Batouly	14	3	263	18.8	30	60	.500	0	1	.000	12	17	.706	14	52	66	4.7	40	1	11	27	14	3	72	5.1
45	Rice, Alyssa	7	0	58	8.3	4	14	.286	0	0	.000	7	10	.700	10	11	21	3.0	12	0	2	6	4	2	15	2.1
02	Jakubcova, Ivana	12	1	142	11.8	9	24	.375	0	2	.000	6	11	.545	6	16	22	1.8	14	0	4	9	9	2	24	2.0
TM	TEAM.....																									
	Total.....	14				435	916	.475	85	205	.415	176	246	.715	169	423	592	42.3	222	2	243	202	77	102	1131	80.8
	Opponents.....	14				279	859	.325	72	279	.258	127	196	.648	168	327	495	35.4	254	-	150	270	55	75	757	54.1

Score By Periods:	1st	2nd	3rd	4th	OT	TOTAL	Deadball Rebounds:	OFF	DEF	TOTAL
Kentucky	280	240	319	280	12	1131	Kentucky	47	14	61
Opponents	167	199	196	187	8	757	Opponents	44	8	52



2015-16 FINAL STATISTICS

SEC Tournament Games Only

Record: 2-1 Home: 0-0 Away: 0-0 Neutral: 2-1

No.	Player	GP	GS	Min	Avg	FG	FGA	Pct	3FG	FGA	Pct	FT	FTA	Pct	Off	Def	Tot	Avg	PF	FO	A	TO	Blk	Stl	Pts	Avg
25	Epps, Makayla	3	3	97	32.3	21	38	.553	2	7	.286	11	15	.733	4	12	16	5.3	2	0	12	7	0	7	55	18.3
03	Thompson, Janee	3	3	111	37.0	14	32	.438	5	13	.385	8	10	.800	1	6	7	2.3	5	0	12	9	0	0	41	13.7
13	Akhatov, Evelyn	3	3	85	28.3	10	21	.476	0	0	.000	15	19	.789	12	14	26	8.7	5	0	4	3	4	2	35	11.7
35	Jennings, Alexis	3	0	64	21.3	9	21	.429	0	1	.000	5	6	.833	6	11	17	5.7	10	1	0	8	0	3	23	7.7
01	Camara, Batouly	3	3	43	14.3	10	15	.667	0	0	.000	2	5	.400	1	6	7	2.3	9	1	1	10	3	1	22	7.3
04	Morris, Maci	3	3	74	24.7	6	21	.286	3	9	.333	6	8	.750	3	12	15	5.0	7	0	3	7	0	0	21	7.0
45	Rice, Alyssa	3	0	44	14.7	8	13	.615	0	0	.000	4	7	.571	4	11	15	5.0	12	1	1	2	2	0	20	6.7
24	Murray, Taylor	3	0	68	22.7	6	16	.375	1	5	.200	3	4	.750	0	5	5	1.7	3	0	7	7	0	6	16	5.3
02	Jakubcova, Ivana	3	0	14	4.7	0	2	.000	0	1	.000	1	2	.500	0	0	0	0.0	1	0	0	0	0	0	1	0.3
TM	TEAM.....														4	4	8	2.7	0			0			0	
	Total.....	3				84	179	.469	11	36	.306	55	76	.724	35	81	116	38.7	54	3	40	53	9	19	234	78.0
	Opponents.....	3				88	209	.421	24	51	.471	33	55	.600	41	63	104	34.7	68	-	51	44	15	22	233	77.7

Score By Periods:	1st	2nd	3rd	4th	TOTAL	Deadball Rebounds:	OFF	DEF	TOTAL
Kentucky	50	64	57	63	234	Kentucky	14	3	17
Opponents	53	47	54	79	233	Opponents	18	4	22

NCAA Games Only

Record: 2-1 Home: 2-0 Away: 0-0 Neutral: 0-1

No.	Player	GP	GS	Min	Avg	FG	FGA	Pct	3FG	FGA	Pct	FT	FTA	Pct	Off	Def	Tot	Avg	PF	FO	A	TO	Blk	Stl	Pts	Avg
25	Epps, Makayla	3	3	103	34.3	24	52	.462	7	16	.438	12	18	.667	2	13	15	5.0	2	0	13	4	0	2	67	22.3
03	Thompson, Janee	3	3	108	36.0	13	41	.317	4	18	.222	10	12	.833	1	5	6	2.0	6	0	11	4	1	3	40	13.3
35	Jennings, Alexis	3	0	83	27.7	12	32	.375	0	0	.000	9	11	.818	10	15	25	8.3	2	0	1	6	8	1	33	11.0
13	Akhatov, Evelyn	3	3	75	25.0	15	28	.536	0	0	.000	1	5	.200	9	16	25	8.3	9	0	6	2	1	1	31	10.3
04	Morris, Maci	3	3	69	23.0	10	16	.625	8	11	.727	0	0	.000	0	10	10	3.3	8	0	1	6	0	0	28	9.3
24	Murray, Taylor	3	0	72	24.0	7	16	.438	0	4	.000	3	3	1.000	1	9	10	3.3	7	0	7	0	1	3	17	5.7
01	Camara, Batouly	3	3	54	18.0	4	10	.400	0	0	.000	4	6	.667	3	17	20	6.7	7	0	3	2	3	2	12	4.0
45	Rice, Alyssa	3	0	29	9.7	2	8	.250	0	0	.000	4	6	.667	6	6	12	4.0	5	0	0	3	2	1	8	2.7
02	Jakubcova, Ivana	1	0	7	7.0	0	1	.000	0	1	.000	0	0	.000	0	0	0	0.0	0	0	0	0	0	1	0	0.0
TM	TEAM.....														7	5	12	4.0	0			0			0	
	Total.....	3				87	204	.426	19	50	.380	43	61	.705	39	96	135	45.0	46	0	42	27	16	14	236	78.7
	Opponents.....	3				64	196	.327	20	75	.267	26	40	.650	36	77	113	37.7	56	-	31	35	12	12	174	58.0

Score By Periods:	1st	2nd	3rd	4th	TOTAL	Deadball Rebounds:	OFF	DEF	TOTAL
Kentucky	55	47	66	68	236	Kentucky	17	6	23
Opponents	46	32	57	39	174	Opponents	8	2	10



2015-16 GAME-BY-GAME TEAM STATISTICS

Date	Opponent	Site	Attend	FG	FGA	Pct	3FG	FGA	Pct	FT	FTA	Pct	Off	Def	Tot	Avg	PF	A	TO	Blk	Stl	Pts	
11/13/15	Kentucky Rice	H	4907	29 15	58 56	.500 .268	7 3	14 19	.500 .158	7 6	10 14	.700 .429	10 10	31 19	41 29	41.0 29.0	18 19	12 8	22 23	6 2	10 7	72 39	
11/15/15	Kentucky Arizona State	A	4543	26 24	60 61	.433 .393	2 6	10 21	.200 .286	14 10	21 15	.667 .667	10 11	28 29	38 40	39.5 34.5	22 21	13 17	18 20	6 4	6 3	68 64	
11/18/15	Kentucky Morehead State	H	4895	43 20	92 78	.467 .256	7 7	22 32	.318 .219	19 10	27 16	.704 .625	22 13	45 29	67 42	48.7 37.0	18 23	32 8	17 26	17 5	9 5	14 5	112 57
11/22/15	Kentucky Colorado	H	5380	34 24	70 58	.486 .414	11 8	18 14	.611 .571	7 5	10 8	.700 .625	11 11	24 27	35 38	45.2 37.2	13 17	24 18	11 21	2 7	9 3	86 61	
11/25/15	Kentucky Eastern Michigan	H	4988	34 28	57 83	.596 .337	9 5	17 25	.529 .200	12 6	17 10	.706 .600	4 14	42 20	46 34	45.4 36.6	15 15	26 11	20 9	7 3	1 8	89 67	
11/29/15	Kentucky Jackson State	H	5010	33 7	75 45	.440 .156	8 2	25 11	.320 .182	18 8	25 10	.720 .800	22 8	28 24	50 32	46.2 35.8	8 19	22 4	16 37	6 3	9 9	92 24	
12/2/15	Kentucky Northern Kentucky	A	4084	32 21	58 54	.552 .389	5 11	12 27	.417 .407	15 12	20 17	.750 .706	9 7	29 19	38 26	45.0 34.4	20 15	17 14	13 18	3 2	10 8	84 65	
12/10/15	Kentucky Louisville	H	14425	29 20	56 55	.518 .364	6 2	14 11	.429 .182	8 12	14 16	.571 .750	10 10	26 17	36 27	43.9 33.5	15 18	10 12	18 14	5 4	5 4	72 54	
12/13/15	Kentucky Middle Tennessee	A	5190	28 18	60 53	.467 .340	1 5	6 20	.167 .250	11 11	14 21	.786 .524	10 17	22 23	32 40	42.6 34.2	21 16	16 11	14 26	7 4	10 8	68 52	
12/20/15	Kentucky Duke	H	17150	28 22	58 60	.483 .367	5 2	9 13	.556 .154	10 15	11 20	.909 .750	6 16	22 22	28 38	41.1 34.6	17 19	13 8	13 17	1 6	6 4	71 61	
12/28/15	Kentucky Tennessee State	H	5586	32 16	68 60	.471 .267	5 1	8 11	.625 .091	12 6	16 9	.750 .667	16 15	30 21	46 36	41.5 34.7	9 16	13 8	9 24	9 3	8 4	81 39	
1/03/16	Kentucky Auburn	A	2677	23 24	59 61	.390 .393	1 0	12 12	.083 .000	14 18	20 24	.700 .750	19 18	21 16	40 34	41.4 34.7	25 18	7 9	26 23	4 3	16 12	61 66	
1/07/16	Kentucky Alabama	H	4792	27 17	62 56	.435 .304	4 7	11 23	.364 .304	15 7	18 12	.833 .583	16 10	29 20	45 30	41.7 34.3	17 23	16 8	16 15	6 4	4 5	73 48	
1/10/16	Kentucky Georgia	A	2681	19 21	51 62	.373 .339	4 7	11 23	.364 .304	22 4	28 9	.786 .444	17 18	28 17	45 35	41.9 34.4	13 22	10 18	22 21	3 4	10 10	64 53	
1/14/16	Kentucky South Carolina	H	5527	24 26	64 63	.375 .413	3 6	9 17	.333 .353	11 15	18 25	.611 .600	16 16	27 28	43 44	42.0 35.0	22 16	7 13	13 11	10 10	3 3	62 73	
1/17/16	Kentucky Auburn	H	6171	17 19	47 54	.362 .352	3 5	17 24	.176 .208	17 4	25 4	.680 1.000	13 13	19 21	32 34	41.4 34.9	11 20	9 12	19 21	4 3	10 8	54 47	
1/21/16	Kentucky Ole Miss	A	1335	24 28	51 68	.471 .412	2 10	7 26	.286 .385	15 7	17 9	.882 .778	9 14	27 19	36 33	41.1 34.8	18 19	14 17	21 14	2 4	6 7	65 73	
1/25/16	Kentucky Tennessee	H	6188	25 23	69 55	.362 .418	4 6	10 12	.400 .500	10 11	16 15	.625 .733	15 13	23 28	38 41	40.9 35.2	17 16	10 13	10 21	5 4	5 5	64 63	
1/28/16	Kentucky Vanderbilt	H	5193	28 25	61 57	.459 .439	3 10	14 24	.214 .417	10 11	13 15	.769 .733	10 10	22 22	32 32	40.4 35.0	19 17	14 18	12 16	1 4	8 8	69 71	
1/31/16	Kentucky Florida	A	3231	29 35	50 65	.580 .538	6 6	13 17	.462 .353	15 9	20 13	.750 .692	12 10	23 14	35 24	40.2 34.5	21 22	9 22	30 16	1 0	15 15	79 85	
2/04/16	Kentucky South Carolina	A	15015	28 26	69 50	.406 .520	2 2	8 12	.250 .167	10 24	14 35	.714 .686	14 11	18 28	32 39	39.8 34.7	31 17	11 15	11 17	1 6	4 8	68 78	
2/07/16	Kentucky LSU	H	6110	27 22	50 59	.540 .373	5 1	14 3	.357 .333	11 13	23 21	.478 .619	16 17	22 20	28 37	39.2 34.8	23 24	17 11	15 14	3 2	5 6	70 58	
2/14/16	Kentucky Vanderbilt	A	3021	29 20	63 42	.460 .476	5 5	12 10	.417 .500	8 10	15 13	.533 .769	15 7	17 23	32 30	38.9 34.6	17 20	12 11	10 24	2 6	7 5	71 55	
2/18/16	Kentucky Miss. State	A	4355	30 23	67 65	.448 .354	4 5	9 17	.444 .294	19 9	24 16	.792 .563	18 13	31 21	49 34	39.3 34.5	21 22	17 10	9 11	1 12	3 0	83 60	
2/21/16	Kentucky Arkansas	H	7589	30 26	61 58	.492 .448	4 4	13 16	.308 .250	13 7	18 14	.722 .500	12 7	25 17	37 24	39.2 34.1	15 18	15 15	4 4	2 2	4 6	77 63	
2/25/16	Kentucky Missouri	H	6496	26 19	65 50	.400 .380	3 6	17 21	.176 .286	14 15	22 16	.636 .938	10 8	22 28	32 36	39.0 34.2	19 21	10 11	7 17	4 1	6 4	69 59	
2/28/16	Kentucky Texas A&M	A	7133	29 22	71 62	.408 .355	5 0	15 3	.333 .000	8 14	14 18	.571 .778	19 5	38 27	57 32	39.6 34.1	19 14	14 12	16 6	2 3	4 8	71 58	
3/03/16	Kentucky LSU	N	2245	25 25	53 62	.472 .403	1 2	11 5	.091 .400	28 19	40 30	.700 .633	10 12	26 20	36 32	39.5 34.0	25 28	12 12	17 14	3 3	7 1	79 71	
3/04/16	Kentucky Florida	N	4703	34 26	70 77	.486 .338	7 10	18 24	.389 .417	17 7	21 11	.810 .636	17 15	34 19	51 34	39.9 34.0	16 26	16 16	18 18	6 5	7 11	92 69	
3/05/16	Kentucky South Carolina	N	5632	25 37	56 70	.446 .529	3 12	7 22	.429 .545	10 7	15 14	.667 .500	8 14	21 24	29 38	39.5 34.2	13 14	12 23	19 12	0 7	5 10	63	
3/19/16	Kentucky UNC Asheville	H	2701	33 13	66 63	.500 .206	8 3	16 25	.500 .120	11 2	14 5	.786 .400	15 14	35 17	50 31	39.9 34.1	11 17	17 4	10 15	7 3	8 4	85 31	
3/21/16	Kentucky Oklahoma	H	3056	22 18	58 66	.379 .273	6 6	13 22	.462 .273	29 16	38 19	.763 .842	11 17	30 23	41 40	39.9 34.2	17 26	12 11	10 13	8 5	3 4	79 58	
3/25/16	Kentucky Washington	N	8509	32 33	80 67	.400 .493	5 11	21 28	.238 .393	3 8	9 16	.333 .500	13 5	31 37	44 42	40.0 34.5	18 13	13 16	7 7	1 4	3 4	72 85	
TOTALS	Kentucky Opponents			934 743	2055 1995	.455 .372	154 176	433 590	.356 .298	443 338	627 510	.707 .663	425 399	896 739	1321 1138	40.0 34.5	584 636	475 416	507 575	131 138	222 205	2465 2000	



2015-16 KENTUCKY SUPERLATIVES

Kentucky Game Highs

Points	112	MOREHEAD STATE (11/18/15)
Field Goals Made	43	MOREHEAD STATE (11/18/15)
Field Goal Attempts	92	MOREHEAD STATE (11/18/15)
Field Goal Percentage	.596 (34-57)	EASTERN MICHIGAN (11/25/15)
3-PT FG Made	11	COLORADO (11/22/15)
3-PT FG Attempts	25	JACKSON STATE (11/29/15)
3-PT FG Percentage	.625 (5-8)	TENNESSEE STATE (12/28/15)
FT Made	29	OKLAHOMA (03/21/16)
FT Attempts	40	vs LSU (03/03/16)
FT PCT	.909 (10-11)	DUKE (12/20/15)
Rebounds	67	MOREHEAD STATE (11/18/15)
Assists	32	MOREHEAD STATE (11/18/15)
Steals	16	at Auburn (01/03/16)
Blocked Shots	9	TENNESSEE ST. (12/28/15)/ 9 MOREHEAD ST. (11/18/15)
Turnovers	30	at Florida (01/31/16)
Fouls	31	at SOUTH CAROLINA (02/04/16)

Opponent Game Highs

Points	93	vs SOUTH CAROLINA (03/05/16)
FG Made	37	vs SOUTH CAROLINA (03/05/16)
FG Attempts	83	EASTERN MICHIGAN (11/25/15)
FG PCT	.538 (35-65)	at Florida (01/31/16)
3-PT FG Made	12	vs SOUTH CAROLINA (03/05/16)
3-PT FG Attempts	32	MOREHEAD STATE (11/18/15)
3-PT FG PCT	.571 (8-14)	COLORADO (11/22/15)
FT Made	24	at SOUTH CAROLINA (02/04/16)
FT Attempts	35	at SOUTH CAROLINA (02/04/16)
FT PCT	1.000 (4-4)	AUBURN (01/17/16)
Rebounds	44	SOUTH CAROLINA (01/14/16)
Assists	23	vs SOUTH CAROLINA (03/05/16)
Steals	15	at Florida (01/31/16)
Blocked Shots	12	at Mississippi State (02/18/16)
Turnovers	37	JACKSON STATE (11/29/15)
Fouls	28	vs LSU (03/03/16)

Kentucky Individual Highs

Points	30	Epps, Makayla vs WASHINGTON (03/25/16)
FG Made	13	Epps, Makayla vs WASHINGTON (03/25/16)
FG Attempts	26	Epps, Makayla vs WASHINGTON (03/25/16)
FG PCT (min 5 made)	.909 (10-11)	Epps, Makayla vs LOUISVILLE (12/10/15)
3-PT FG Made	5	Morris, Maci vs EASTERN MICHIGAN (11/25/15)
3-PT FG Attempts	9	Thompson, Janee vs MISSOURI (02/25/16)
3-PT FG PCT (min 3 made)	1.000 (3-3)	Morris, Maci vs UNC ASHEVILLE (03/19/16)
FT Made	12	Epps, Makayla at Ole Miss (1/21/16)
FT Attempted	14	Epps, Makayla vs OKLAHOMA (03/21/16)
FT PCT (min 6 made)	1.000 (12-12)	Epps, Makayla at Ole Miss (1/21/16)
	1.000 (8-8)	Thompson, Janee at Georgia (01/10/16)
	1.000 (6-6)	Thompson, Janee vs MISSOURI (02/25/16)
	1.000 (6-6)	Murray, Taylor at Mississippi State (02/18/16)
	1.000 (6-6)	Jennings, Alexis vs ALABAMA (01/07/16)
Rebounds	18	Akhator, Evelyn at Texas A&M (02/28/16)
Assists	12	Epps, Makayla vs MOREHEAD STATE (11/18/15)
Steals	6	Murray, Taylor vs Auburn (01/17/16)
Blocked Shots	6	Jennings, Alexis vs OKLAHOMA (03/21/16)
Minutes	.42	Thompson, Janee at Arizona State (11/15/15)

Kentucky Game Lows

Points	54	AUBURN (01/17/16))
FG Made	17	AUBURN (01/17/16))
FG Attempts	47	AUBURN (01/17/16)
FG PCT	.362 (17-47)	AUBURN (01/17/16)
3-PT FG Made	1	at Middle Tennessee (12/13/15)
	1	at Auburn (01/03/16)
	1	vs LSU (03/03/16)
3-PT FG Attempts	6	at Middle Tennessee (12/13/15)
3-PT FG PCT	.083 (1-12)	at Auburn (01/03/16)
FT Made	3	vs WASHINGTON (03/25/16)
FT Attempts	9	vs WASHINGTON (03/25/16)
FT PCT	.333 (3-9)	vs WASHINGTON (03/25/16)
Rebounds	28	DUKE (12/20/15)
	28	LSU (02/07/16)
Assists	7	at Auburn (01/03/16)
	7	SOUTH CAROLINA (01/14/16)
Steals	1	EASTERN MICHIGAN (11/25/15)
Blocked Shots	0	vs SOUTH CAROLINA (03/05/16)
Turnovers	7	MISSOURI (02/25/16)
	7	vs WASHINGTON (03/25/16))
Fouls	8	JACKSON STATE (11/29/15)

Opponent Team Lows

Points	24	JACKSON STATE (11/29/15)
FG Made	7	JACKSON STATE (11/29/15))
FG Attempts	42	at VANDERBILT (02/14/16)
FG PCT	.156 (7-45)	JACKSON STATE (11/29/15)
3-PT FG Made	0	at Auburn (01/03/16)
	0	at Texas A&M (02/28/16)
3-PT FG Attempts	3	LSU (02/07/16)
	3	at Texas A&M (02/28/16)
3-PT FG PCT	.000 (0-12)	at Auburn (01/03/16)
	.000 (0-3)	at Texas A&M (02/28/16)
FT Made	2	UNC ASHEVILLE (03/19/16)
FT Attempts	4	AUBURN (01/17/16)
FT PCT	.400 (2-5)	UNC ASHEVILLE (03/19/16)
Rebounds	24	at Florida (01/31/16)
	24	ARKANSAS (02/21/16)
Assists	4	JACKSON STATE (11/29/15)
	4	UNC ASHEVILLE (03/19/16)
Steals	0	at Mississippi State (02/18/16)
Blocked Shots	0	at Florida (01/31/16)
Turnovers	6	at Texas A&M (02/28/16)
Fouls	13	vs WASHINGTON (03/25/16)



SEC FINAL 2015-16 STANDINGS

	SEC	Pct.	Home	Away	All	Pct.	Home	Away	Neutral	Last 5	Streak
South Carolina#	16-0	1.000	8-0	8-0	33-2	.943	16-1	11-0	6-1	4-1	L1
Texas A&M	11-5	.688	6-2	5-3	22-10	.688	13-4	6-3	3-3	2-3	L1
Mississippi State	11-5	.688	6-2	5-3	28-8	.778	16-2	6-4	6-2	3-2	L1
Florida	10-6	.625	6-2	4-4	22-9	.710	13-2	7-5	2-2	1-4	L2
Kentucky	10-6	.625	6-2	4-4	25-8	.758	16-3	7-4	2-1	3-2	L1
Georgia	9-7	.563	5-3	4-4	21-10	.677	14-3	6-5	1-2	2-3	L3
Tennessee	8-8	.500	6-2	2-6	22-14	.611	13-4	5-8	4-2	3-2	L1
Missouri	8-8	.500	5-3	3-5	22-10	.688	13-3	7-6	2-1	2-3	L1
Auburn	8-8	.500	5-3	3-5	20-13	.606	9-4	6-8	5-1	2-3	L1
Arkansas	7-9	.438	6-2	1-7	12-18	.400	11-4	1-10	0-4	2-3	L1
Vanderbilt	5-11	.313	2-6	3-5	18-14	.563	10-6	5-7	3-1	3-2	L1
Alabama	4-12	.250	4-4	0-8	15-16	.484	13-4	0-11	2-1	1-4	L3
LSU	3-13	.188	2-6	1-7	10-21	.323	6-7	2-11	2-3	2-3	L1
Ole Miss	2-14	.125	2-6	0-8	10-20	.333	8-9	2-10	0-1	0-5	L11

#-SEC Champion / SEC Tournament Champion

COACHES POSTSEASON AWARDS

First Team All-SEC

Jessica Jackson, Arkansas; Shacobia Barbee, Georgia; **Makayla Epps, Kentucky**; Victoria Vivians, Mississippi State; Alaina Coates, South Carolina; Tiffany Mitchell, South Carolina; A'ja Wilson, South Carolina; Courtney Walker, Texas A&M

Second Team All-SEC

Ronni Williams, Florida; Tiaria Griffin, Georgia; **Evelyn Akhator, Kentucky**; **Janee Thompson, Kentucky**; Sophie Cunningham, Missouri; Jordan Frericks, Missouri; Jordan Jones, Texas A&M; Courtney Williams, Texas A&M

SEC All-Freshman

Eleanna Christinaki, Florida; Caliya Robinson, Georgia; **Maci Morris, Kentucky**; Teaira McCowan, Mississippi State; Sophie Cunningham, Missouri; Cierra Porter, Missouri; Te'a Cooper, Tennessee; Anriel Howard, Texas A&M

All-Defensive Team

Simone Westbrook, Florida; Shacobia Barbee, Georgia; Dominique Dillingham, Mississippi State; A'ja Wilson, South Carolina; Jordan Jones, Texas A&M

Coach of the Year

Dawn Staley, South Carolina

Player of the Year

A'ja Wilson, South Carolina

Freshman of the Year

Sophie Cunningham, Missouri

Defensive Player of the Year

A'ja Wilson, South Carolina

6th Woman of the Year

Chelsea Jennings, Texas A&M

Scholar-Athlete of the Year

Marjorie Butler, Georgia

2016 Tournament Results

March 2-6

Jacksonville, Fla. - Veterans Memorial Arena

FIRST ROUND

Wednesday, March 2

Game 1 - #12 Alabama vs. #13 LSU LS 58-49
Game 2 - #11 Vanderbilt vs. #14 Ole Miss VU 74-59

SECOND ROUND

Thursday, March 3

Game 3 - #8 Missouri vs. #9 Auburn AU 47-45
Game 4 - #5 Kentucky vs. #13 LSU UK 79-71
Game 5 - #10 Arkansas vs. #7 Tennessee UT 68-51
Game 6 - #6 Georgia vs. #11 Vanderbilt VU 54-49 (OT)

THIRD ROUND

Friday, March 4

Game 7 - #1 South Carolina vs. #9 Auburn SC 57-48
Game 8 - #4 Florida vs. #5 Kentucky UK 92-69
Game 9 - #2 Texas A&M vs. #7 Tennessee UT 70-60
Game 10 - #3 Miss. State vs. #11 Vanderbilt MS 63-46

SEMINFINALS

Saturday, March 5

Game 11 - #5 Kentucky vs. #1 South Carolina SC 93-63
Game 12 - #7 Tennessee vs. #3 Mississippi State MS 58-48

FINALS

Sunday, March 7

Game 13 - #3 Miss. State vs. #1 South Carolina SC 66-52

2016 Tournament Team

Diamond Deshields, Tennessee
Makayla Epps, Kentucky
Victoria Vivians, Mississippi State
Tiffany Mitchell, South Carolina (MVP)
A'ja Wilson, South Carolina

2015-16 SEC Community Service Team

Nikki Hegstetter • Alabama; Melissa Wolff • Arkansas;
Tra'Ce'e Tanner • Auburn; Brooke Copeland • Florida; Merritt Hempe • Georgia; Janee Thompson • Kentucky; Akilah Bethel • LSU; Erika Sisk • Ole Miss; Blair Schaefer • Mississippi State; Lianna Doty • Missouri; Khadijah Sessions • South Carolina; Andraya Carter • Tennessee; Taylor Cooper • Texas A&M; Kendall Shaw • Vanderbilt

AP POSTSEASON AWARDS

First Team All-SEC

A'ja Wilson, South Carolina
Courtney Walker, Texas A&M
Tiffany Mitchell, South Carolina
Makayla Epps, Kentucky
Alaina Coates, South Carolina
Victoria Vivians, Mississippi State

Second Team All-SEC

Jessica Jackson, Arkansas
Shacobia Barbee, Georgia
Ronni Williams, Florida
Tra'Ce'e Tanner, Auburn
Bashaara Graves, Tennessee
Evelyn Akhator, Kentucky
Diamond DeShields, Tennessee

Honorable Mention

Sophie Cunningham, Missouri
Dominique Dillingham, Mississippi State
Jordan Frericks, Missouri
Tiaria Griffin, Georgia
Alexis Hyder, LSU
Janee Thompson, Kentucky
Courtney Williams, Texas A&M

SEC Coach of the Year

Dawn Staley, South Carolina

SEC Player of the Year

A'ja Wilson, South Carolina

SEC Freshman of the Year

Sophie Cunningham, Missouri



1

#18/17 KENTUCKY 72, RICE 39

Nov. 13, 2015 • Lexington, Ky. (Memorial Coliseum)

Official Basketball Box Score - Game Totals - Final Statistics
RICE vs Kentucky
 11/13/15 7:00 pm MT at Memorial Coliseum, Lexington, KY

##	Player	Total			3-Pr			Rebounds			PF	TP	A	TO	Bk	Stl	Min
		FG	FGA	FT	FTA	FG	FGA	FT	FTA	Off							
33	GOODWINE, Jasmine	2-14	0-3	2-2	0	2	2	3	6	3	2	0	0	0	0	26	
40	PALMER, Megan	0-4	0-2	0-0	1	1	2	0	0	1	1	0	0	0	0	14	
08	CRINNAH, Adeaze	1-1	0-0	0-0	1	1	2	1	2	0	1	2	0	0	0	18	
05	HAWKINS, Maey	2-5	1-4	0-0	1	1	2	2	5	2	5	0	2	0	21		
22	RAINEY, Shari	5-11	0-2	2-8	0	5	5	3	12	3	6	0	0	0	32		
05	GRIGSBY, Lauren	0-1	0-0	0-0	0	1	1	0	0	0	0	0	0	0	1	14	
10	KNIGHT, Wendy	3-5	2-2	0-0	3	0	0	0	8	0	1	0	0	0	17		
11	DUCAT, Lexie	1-4	0-1	2-4	3	3	4	3	4	0	1	0	0	0	23		
21	STANTON, Gabrielle	0-6	0-4	0-0	0	1	1	2	0	1	3	0	0	0	14		
24	GUMBS, Elena	1-2	0-0	0-0	0	0	0	0	2	0	0	0	0	0	4		
26	BROWN, Courtney	0-1	0-1	0-0	0	2	2	2	0	0	0	0	0	0	7		
33	LANG, Alyssa	0-1	0-0	0-0	0	1	1	3	0	0	1	0	0	0	12		
	Team				4	3	7	2									
	Totals	15-56	3-19	6-14	10	19	19	39	8	23	2	7	20			7	

FG % 1st Half: 5-25 20.0% 2nd Half: 0-31 0.0% Game: 15-56 26.8%
 3FG % 1st Half: 0-4 0.0% 2nd Half: 3-15 20.0% Game: 3-19 15.8%
 FT % 1st Half: 4-6 66.7% 2nd Half: 2-6 33.3% Game: 6-14 42.9%

Officials: Scott Yarbrough, Laura Perry, Angella Sufferin.
 Technical fouls: RICE-None; Kentucky-None.
 Attendance: 4907

Score by periods	1st	2nd	3rd	4th	Total
RICE	2	14	5	18	39
Kentucky	19	15	20	18	72

Last FG - RICE 4th-05:42, UK 4th-02:35
 Largest lead - RICE team, UK by 35 4th-05:56
 RICE led for 00:00, UK led for 30:11, Game was tied for 01:45

Notables: Kentucky won its seventh straight home and season opener...UK had four players core in double digits...Evelyn Akhator notched a double-double in her UK debut with 16 points and 17 rebounds...She and Maci Morris, who also scored 16 points, tied for the fifth-most points scored in a UK varsity debut game...Taylor Murray had the 10th-most points in a debut game with 12, and led the team with four steals...UK did not allow a field goal until 7:51 in the second period.

2

#18/17 KENTUCKY 68, #15/15 ARIZONA STATE 64 (OT)

Nov. 15, 2015 • Tempe, Ariz. (Wells Fargo Arena)

Official Basketball Box Score - Game Totals - Final Statistics
Kentucky vs Arizona State
 11/15/15 9:36 pm MT at Wells Fargo Arena (Tempe, Ariz.)

##	Player	Total			3-Pr			Rebounds			PF	TP	A	TO	Bk	Stl	Min
		FG	FGA	FT	FTA	FG	FGA	FT	FTA	Off							
11	Akhator, Evelyn	7-25	0-0	1-4	4	6	10	4	5	1	7	0	0	0	0	35	
19	Jennings, Alexis	4-6	0-1	0-2	2	4	6	1	8	0	1	4	0	0	30		
04	Thompson, Jamee	4-17	1-4	2-2	1	3	2	11	4	2	0	0	0	0	42		
06	Morris, Maci	2-7	1-3	0-0	1	1	2	5	2	2	0	0	0	0	19		
29	Epps, Makayla	6-11	0-2	8-9	0	5	5	2	20	3	2	0	0	0	38		
01	Camara, Batouly	4-5	0-0	2-2	0	3	4	10	0	2	1	0	0	0	26		
09	Jakubcova, Ivana	0-0	0-0	0-0	0	0	0	1	0	0	0	0	0	0	10		
09	Goodin-Rogers, Kyvin	1-1	0-0	0-0	0	1	2	2	0	0	0	0	0	0	9		
24	Murray, Taylor	3-5	0-0	1-2	0	2	2	4	7	3	2	0	0	0	26		
	Team				2	2	4										
	Totals	26-60	2-10	14-21	10	38	38	22	68	13	6	6	22			225	

FG % 1st Half: 5-28 17.9% 2nd Half: 15-27 55.6% Game: 21-48 43.8%
 3FG % 1st Half: 1-5 20.0% 2nd Half: 1-5 20.0% Game: 2-10 20.0%
 FT % 1st Half: 4-6 66.7% 2nd Half: 6-11 54.5% Game: 14-21 66.7%

Officials: Charles Gossett, Penny Davis, Karen Lewis.
 Technical fouls: Kentucky-None; Arizona State-None.
 Attendance: 4543

Score by periods	1st	2nd	3rd	4th	OT	Total
Kentucky	12	5	18	12	6	68
Arizona State	10	19	10	17	8	64

Last FG - UK 0T-01:36, ASU 0T-02:27
 Largest lead - UK by 4 1st-02:51, ASU by 12 2nd-00:28
 UK led for 00:13, ASU led for 34:36, Game was tied for 01:47

Notables: Makayla Epps scored 20 points to lead the Wildcats, with eight of them coming solely in the overtime period...The win was the 78th against a ranked foe in program history, including the third against a team ranked No. 15 in the nation...It was the first time since Dec. 7, 2014 that UK defeated a top-25 non-conference opponent, and was also the first time since that game that UK trailed by double digits at the half.

3

#13/13 KENTUCKY 112, MOREHEAD STATE 57

Nov. 18 2015 • Lexington, Ky. (Memorial Coliseum)

Official Basketball Box Score - Game Totals - Final Statistics
MOREHEAD STATE vs Kentucky
 11/18/15 7:00 pm at Memorial Coliseum, Lexington, KY

##	Player	Total			3-Pr			Rebounds			PF	TP	A	TO	Bk	Stl	Min
		FG	FGA	FT	FTA	FG	FGA	FT	FTA	Off							
14	STEELE, Shay	1-11	0-0	4-5	1	4	5	6	0	5	2	0	0	0	0	21	
12	MCKEE, Eriel	5-14	3-7	3-5	1	6	7	3	16	1	5	0	0	0	34		
31	CROCKETT, Miranda	7-14	0-0	0-0	7	8	2	14	3	5	0	0	0	0	35		
11	GREENWELL, Natalie	0-10	0-6	0-0	1	0	1	4	2	4	1	0	0	0	22		
14	WELLS, Ashley	2-9	1-6	0-0	0	4	4	5	1	0	0	0	0	0	27		
02	FOUTCH, Haley-Sue	0-0	0-0	0-0	0	0	0	0	0	0	0	0	0	0	0		
03	CAMPBELL, Georgia	0-1	0-0	0-0	0	3	1	0	0	2	2	0	0	0	12		
20	TODD, Brooke	0-2	0-0	0-0	1	1	1	0	0	0	0	0	0	0	16		
23	TATE, Kay Kay	4-15	3-12	3-6	0	6	6	14	1	2	0	0	0	0	27		
23	BAILLY, Alexis	0-1	0-1	0-0	0	0	0	1	0	0	0	0	0	0	2		
33	ST. LOUIS, Dominique	0-1	0-0	0-0	1	1	2	0	0	0	0	0	0	0	2		
	Team				1	1	3										
	Totals	20-78	7-32	10-16	13	29	42	23	57	8	26	5	20			200	

FG % 1st Half: 13-30 43.3% 2nd Half: 7-33 21.2% Game: 20-78 25.6%
 3FG % 1st Half: 4-13 30.8% 2nd Half: 3-19 15.8% Game: 7-32 21.9%
 FT % 1st Half: 2-5 40.0% 2nd Half: 6-13 46.2% Game: 10-18 55.6%

Officials: Tyler Nelson, Jamison Newton, Kaitlin Scarpino.
 Technical fouls: MOREHEAD STATE-None; Kentucky-None.
 Attendance: 4695

Score by periods	1st	2nd	3rd	4th	Total
MOREHEAD STATE	12	20	11	14	57
Kentucky	27	27	28	30	112

Last FG - RICE 4th-01:54, UK 4th-01:12
 Largest lead - MSU team, UK by 25 4th-01:12
 MSU led for 00:00, UK led for 39:10, Game was tied for 00:33

Notables: Makayla Epps made history as just the second Wildcat to notch a triple-double with 21 points, 11 assists and 12 rebounds...Three players had double-doubles, which had not happened for UK since 1989...UK tied the team rebounding record with 67 and was just one assist shy of matching the team assist record, with 33...Kentucky outscored MSU in the paint, 70-22, and outrebounded the Eagles, 67-42.

4

#13/13 KENTUCKY 86, COLORADO 61

Nov. 22 2015 • Lexington, Ky. (Memorial Coliseum)

Official Basketball Box Score - Game Totals - Final Statistics
COLORADO vs Kentucky
 11/22/15 7 PM at Memorial Coliseum, Lexington, KY

##	Player	Total			3-Pr			Rebounds			PF	TP	A	TO	Bk	Stl	Min
		FG	FGA	FT	FTA	FG	FGA	FT	FTA	Off							
11	Thompson, Jamee	5-14	0-0	2-2	0	8	8	2	12	3	3	0	0	0	0	32	
13	Thomas, Brecca	0-2	0-1	0-0	0	4	4	3	0	0	0	0	0	0	0	17	
14	Leonard, Kennedy	6-13	3-4	0-0	2	4	4	4	15	0	4	0	0	0	31		
32	Smith, Haley	2-6	0-0	0-0	1	2	1	4	1	2	0	0	0	0	26		
01	Ellis, Makenzie	1-1	0-0	0-0	0	1	1	2	1	1	1	0	0	0	8		
09	Robinson, Alexis	2-10	2-4	0-0	3	3	2	6	1	4	0	0	0	0	24		
11	Corneal, Zoe	0-0	0-0	1-2	2	0	0	1	0	1	2	0	0	0	16		
24	Huggins, Lauren	3-6	3-5	0-0	0	0	0	2	9	0	0	0	0	0	22		
	Team				2	2	4										
	Totals	24-56	8-14	5-8	11	27	38	17	61	18	21	7	20			200	

FG % 1st Half: 8-24 33.3% 2nd Half: 16-34 47.1% Game: 24-56 42.9%
 3FG % 1st Half: 3-6 50.0% 2nd Half: 5-8 62.5% Game: 8-14 57.1%
 FT % 1st Half: 2-4 50.0% 2nd Half: 3-4 75.0% Game: 5-8 62.5%

Officials: Jesse Dickinson, Amy Barrow, Brian Garlond.
 Technical fouls: COLORADO-None; Kentucky-None.
 Attendance: 5350

Score by periods	1st	2nd	3rd	4th	Total
COLORADO	7	14	21	19	61
Kentucky	23	19	21	23	86

Last FG - CO 4th-00:03, UK 4th-00:24
 Largest lead - CO team, UK by 20 4th-00:24
 CO led for 00:00, UK led for 37:50, Game was tied for 02:28

Notables: Jamee Thompson led the team with 17 points with 17 points and seven assists...Kyvin Goodin-Rogers had a flawless performance from the 3-point arc, going 3-of-3...UK closed the first period on a 14-0 run, the second-longest of the season to date...Kentucky was 11-for-18 in 3-pointers, which are the most 3-point field goals made since hitting 12 against Auburn on Jan. 20, 2013...The Wildcats moved to 2-0 against Pac-12 opponents this season.

5

#12/11 KENTUCKY 89, EASTERN MICHIGAN 67

Nov. 25, 2015 • Lexington, Ky. (Memorial Coliseum)

Official Basketball Box Score - Game Totals - Final Statistics
EASTERN MICHIGAN vs Kentucky
 11/25/15 7:00 pm at Memorial Coliseum, Lexington, KY

EASTERN MICHIGAN 67 • 2-1		Kentucky 89 • 5-0	
Player	FG-FGA	3-PT	Rebounds
	FG-FGA	FT-FTA	Off Def Tot
12 KEHOE, Rachel	1-2	0-0	3 0 3
17 MORTON, Janay	8-20	2-6	3 7 9
21 WEBB, Phyllis	5-15	0-1	0 3 3
23 OZELCI, Sena	3-9	2-7	0 0 0
24 SWEENEY, Chai	6-23	1-9	2 2 3
07 DARTLEY, Sasha	2-8	0-2	0 0 0
19 BALDWIN, Chanise	0-1	0-0	2 0 2
22 DEANS, Sheyria	0-0	0-0	0 1 1
44 ROBINSON, Miche	0-0	0-0	0 0 0
Team	28-83	5-25	6-10
Totals	34-57	12-17	14-20

FG % 1st Half: 34.3% 2nd Half: 30.4% Game: 31.3%
 3PT % 1st Half: 4.0% 2nd Half: 11.1% Game: 11.1%
 FT % 1st Half: 3.4% 2nd Half: 50.0% Game: 60.0%

Score by periods

1st	2nd	3rd	4th	Total
22	13	12	20	67
19	18	23	8	68

6

#12/11 KENTUCKY 92, JACKSON STATE 24

Nov. 29, 2015 • Lexington, Ky. (Memorial Coliseum)

Official Basketball Box Score - Game Totals - Final Statistics
JACKSON STATE vs Kentucky
 11/29/15 2 pm at Memorial Coliseum, Lexington, KY

JACKSON STATE 24 • 2-2		Kentucky 92 • 6-0	
Player	FG-FGA	3-PT	Rebounds
	FG-FGA	FT-FTA	Off Def Tot
22 Bile, Myahok	2-5	0-0	1 4 5
24 Adams, Kierra	0-4	0-0	2 2 2
01 Williams, Za'Hra	0-5	0-0	1 1 2
20 Robinson, Bridget	0-4	0-0	0 3 3
21 Wiggins, Derrica	3-15	2-10	3 4 2
02 Williams, Daisha	1-1	0-0	0 0 0
08 Riddles, Myvonnisha	0-1	0-0	2 2 1
09 Payne, Chelsea	0-0	0-0	0 1 1
10 Nailer, Krystal	1-4	0-1	1 2 0
12 Woodson, Radejah	0-0	0-0	0 0 0
14 Caspary, Chelsea	0-3	0-0	0 1 1
25 Evans, Ednescha	0-1	0-0	0 0 0
30 Bell, Jasmine	0-2	0-0	1 3 0
33 Shelton, Keendra	0-0	0-0	1 0 1
Team	7-45	2-11	8-10
Totals	23-75	8-25	23-28

FG % 1st Half: 6.2% 2nd Half: 1.2% Game: 7.4%
 3PT % 1st Half: 0.0% 2nd Half: 0.0% Game: 0.0%
 FT % 1st Half: 0.0% 2nd Half: 0.0% Game: 0.0%

Score by periods

1st	2nd	3rd	4th	Total
1-4	4-2	7-13	1-7	24
1-1	1-7	1-11	1-11	24

7

#11/10 KENTUCKY 84, NORTHERN KENTUCKY 65

Dec. 2, 2015 • Highland Heights, Ky. (BB&T Arena)

Official Basketball Box Score - Game Totals - Final Statistics
Kentucky vs Northern Kentucky
 12/2/15 7 pm at Highland Heights, Ky. - BB&T Arena

Kentucky 84 • 7-0		Northern Kentucky 65 • 5-2	
Player	FG-FGA	3-PT	Rebounds
	FG-FGA	FT-FTA	Off Def Tot
13 Akhator, Evelyn	1-2	0-0	5 5 10
19 Jennings, Alexis	3-8	0-0	4 4 8
04 Thompson, Janee	6-9	3-4	5 7 12
08 Morris, Maci	3-6	1-4	2 2 4
09 Epps, Makayla	7-14	5-4	1 6 7
01 Camara, Batsuly	4-5	0-0	0 1 1
09 Jakubcova, Ivana	1-3	0-0	1 3 0
24 Murray, Taylor	2-4	0-0	4 4 8
Team	32-58	5-12	15-20
Totals	37-58	11-21	19-26

FG % 1st Half: 55.2% 2nd Half: 62.1% Game: 55.2%
 3PT % 1st Half: 0.0% 2nd Half: 50.0% Game: 43.8%
 FT % 1st Half: 7.7% 2nd Half: 72.7% Game: 75.0%

Score by periods

1st	2nd	3rd	4th	Total
13	13	24	34	84
17	13	15	16	61

8

#8/8 KENTUCKY 72, LOUISVILLE 54

Dec. 10, 2015 • Lexington, Ky. (Rupp Arena)

Official Basketball Box Score - Game Totals - Final Statistics
LOUISVILLE vs Kentucky
 12/10/15 7 PM at Rupp Arena, Lexington, KY

LOUISVILLE 54 • 3-5		Kentucky 72 • 8-0	
Player	FG-FGA	3-PT	Rebounds
	FG-FGA	FT-FTA	Off Def Tot
02 HINES-ALLEN, Myisha	8-17	0-0	3 4 7
04 MOORE, Mariya	2-7	0-4	3 4 7
13 WALTON, Cortnee	2-5	0-0	1 3 4
05 COLE, Tajai	0-2	0-1	1 1 2
29 JACKSON, Briahanna	5-15	1-5	7 10 17
03 FLEHRING, Sam	0-1	0-0	0 0 0
11 CARTER, Anica	0-0	0-0	1 1 2
29 DURR, Asia	3-8	1-1	0 0 0
Team	20-55	2-11	12-16
Totals	29-56	6-34	18-34

FG % 1st Half: 37.5% 2nd Half: 43.8% Game: 38.4%
 3PT % 1st Half: 0.0% 2nd Half: 40.0% Game: 18.2%
 FT % 1st Half: 0.0% 2nd Half: 86.7% Game: 75.0%

Score by periods

1st	2nd	3rd	4th	Total
11	11	15	13	50
17	22	15	18	72

Notables: Kentucky started out the season 5-0 for the fifth time under Coach Mitchell... UK shot 59.6% from the field, the best offensive output since Feb. 18, 2007 when the Wildcats shot at a .607 clip against Arkansas...Kentucky trailed in the first period at home for the first time in the 2015-16 season...Janee Thompson recorded the second double-double of her career with 16 points and 10 assists...Maci Morris made five 3-pointers on six attempts.

Notables: UK was just one point off from tying the school record for points allowed in a game...Kentucky had not held a team to under 20% from the field since Nov. 22, 2005 against Stetson...The seven points allowed in the second half are the fewest in a half in school history...Evelyn Akhator recorded the third double-double of her career with 20 points and 13 rebounds...UK went on four different runs of 10+ unanswered points.

Notables: Janee Thompson had her second 20+ point game of the season, draining 21 points and dishing out seven assists to lead the team in both categories...UK shot 55.2% from the field, marking the third time this season that the Wildcats have shot above a .500 clip...For the second time this season, Kentucky trailed at the half and rallied back for the victory...UK held the advantage in the paint for the seventh consecutive game, outscoring NKU 42-16 and outrebounded the Norse 37-26.

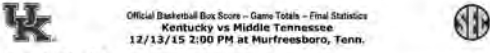
Notables: Makayla Epps scored 24 points on 10-of-11 shooting, which ties the third-most efficient performance in school history...Kentucky shot 51.8% from the field, marking the first time since Nov. 21/22, 2013 that the Wildcats have shot above a .500 clip in consecutive games...The 18-point victory was the largest margin against Louisville since Dec. 4, 2011...UK has now won five consecutive matchups against the Cardinals in the Battle of the Bluegrass.



9

#8/8 KENTUCKY 68, MIDDLE TENNESSEE 52

Dec. 13, 2015 • Murfreesboro, Tenn. (Murphy Center)



#	Player	Total		3-Pr		Rebounds		PF	TP	A TO	Blk	Stl	Min
		FG	FGA	FG	FGA	Off	Def						
36	Jennings, Alexis	3-4	0-0	0-0	1-2	3	6	0	3	3	1	21	
13	Akhator, Evelyn	2-7	0-0	3-4	4	5	9	2	7	1	4	0	26
03	Thompson, Janelle	4-11	0-4	1-2	1	3	2	1	9	6	2	0	31
04	Morris, Maci	4-6	1-2	1-1	0	4	3	10	0	2	0	2	34
29	Epps, Makayla	6-13	0-0	1-1	1	2	3	17	4	2	1	3	33
01	Camara, Batsuly	2-6	0-0	0-0	1	3	4	1	0	2	0	0	21
02	Jakubcova, Ivana	1-3	0-0	0-0	0	0	1	2	1	0	0	1	8
24	Murray, Taylor	3-6	0-0	4-4	1	3	3	10	3	1	0	3	18
45	Rice, Alyssa	1-4	0-0	1-2	2	3	2	3	0	0	0	1	9
	Team	0	2	2									
	Totals	28-60	3-6	11-14	10	22	32	21	68	16	14	7	201

FG % 1st Half: 14-33 42.4% 2nd Half: 14-27 51.9% Game: 28-60 46.7%
 3FG % 1st Half: 3-4 75.0% 2nd Half: 0-2 0.0% Game: 3-6 50.0%
 FT % 1st Half: 5-6 83.3% 2nd Half: 3-8 37.5% Game: 11-14 78.6%

#	Player	Total		3-Pr		Rebounds		PF	TP	A TO	Blk	Stl	Min
		FG	FGA	FG	FGA	Off	Def						
00	JOHNSON, Alex	3-7	1-2	1-2	2	1	3	2	8	3	2	1	20
24	REISTER, Rebecca	1-7	0-1	1-4	5	3	8	4	3	2	0	1	31
12	EDWARDS, Brea	3-9	2-7	7-8	1	5	6	2	15	0	3	0	31
20	PETTY, Ty	6-6	1-2	1-3	1	2	3	14	2	6	1	3	39
24	JONES, Olivia	4-13	1-6	1-2	0	5	5	1	10	2	6	0	32
05	SISSOM, Abbey	0-3	0-0	0-0	0	1	1	3	0	0	0	0	17
28	LYON, Gabby	0-1	0-0	0-0	1	2	2	0	1	1	0	0	17
31	PORTER, TiAnna	1-5	0-0	0-2	0	2	2	3	2	0	3	2	12
22	WARDEN, Caroline	0-0	0-0	0-0	0	0	0	0	0	0	0	0	1
	Team	0	7	3	10								
	Totals	18-53	5-20	11-21	17	23	40	16	52	11	26	4	200

FG % 1st Half: 13-32 40.6% 2nd Half: 7-21 33.3% Game: 18-53 34.0%
 3FG % 1st Half: 3-11 27.3% 2nd Half: 2-9 22.2% Game: 5-20 25.0%
 FT % 1st Half: 3-5 60.0% 2nd Half: 8-16 50.0% Game: 11-21 52.4%

Officials: Bill Lerman, Charlie Hust, Angelica Surfer
 Technical Fouls: Kentucky-None, Middle Tennessee-None
 Attendance: 5190

Score by periods	1st	2nd	3rd	4th	Total
Kentucky	18	17	25	8	68
Middle Tennessee	8	20	20	4	52

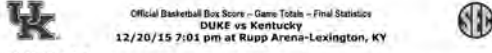
Last FG - UK 4th 02:24, FT 3rd 00:57
 Largest lead - UK by 17, 2nd 05:52, RT by 7, 1st 06:41
 UK led for 38:03, FT led for 02:26, Game was tied for 02:15

Notables: Kentucky was outbounded for the third time this season, 40-32, but had a 40-24 advantage in the paint...The 68 points tied the fewest points the Wildcats have put up this season...Makayla Epps led the team with 17 points, four assists and three steals...Freshmen Maci Morris and Taylor Murray both put up 10 points in the win...UK wrapped up its non-conference road contests with an unblemished 3-0 record.

10

#8/8 KENTUCKY 71, #13/11 DUKE 61

Dec. 20, 2015 • Lexington, Ky. (Rupp Arena)



#	Player	Total		3-Pr		Rebounds		PF	TP	A TO	Blk	Stl	Min
		FG	FGA	FG	FGA	Off	Def						
11	Stevens, Azura	6-15	0-2	5-5	4	1	5	4	17	2	4	3	32
22	Chidom, Oderah	4-5	0-0	0-0	1	6	7	4	8	1	1	2	20
18	Belton, Lynne	1-5	0-0	0-0	2	0	2	3	2	0	2	0	15
16	Lambert, Kyra	1-8	1-3	4-6	1	2	3	7	0	2	0	0	24
23	Greenwell, Rebecca	0-6	0-3	1-2	0	3	3	1	2	3	1	1	18
02	Gorecki, Haley	1-5	0-0	0-0	0	3	3	0	2	0	0	0	16
03	Salvadores, Angela	3-9	1-2	2-3	0	4	4	3	9	2	3	0	32
11	Primm, Crystal	6-7	0-0	3-4	2	2	4	1	15	1	1	0	23
15	Mathias, Erin	0-0	0-0	0-0	0	0	0	0	0	0	0	0	0
	Team	0	2	2									
	Totals	22-60	2-13	15-20	16	22	38	19	61	8	17	6	200

FG % 1st Half: 10-26 38.5% 2nd Half: 12-34 35.3% Game: 22-60 36.7%
 3FG % 1st Half: 2-4 50.0% 2nd Half: 0-7 0.0% Game: 2-11 18.2%
 FT % 1st Half: 8-11 72.7% 2nd Half: 7-9 77.8% Game: 15-20 75.0%

#	Player	Total		3-Pr		Rebounds		PF	TP	A TO	Blk	Stl	Min
		FG	FGA	FG	FGA	Off	Def						
11	Jennings, Alexis	1-3	0-0	0-0	0	2	2	3	2	0	0	0	1
18	Akhator, Evelyn	8-14	0-0	2-2	5	5	6	3	18	0	1	0	24
03	Thompson, Janelle	6-12	3-4	0-0	0	2	2	17	2	3	0	1	36
04	Morris, Maci	4-11	1-4	0-0	0	3	3	1	9	1	0	0	14
29	Epps, Makayla	4-7	1-1	8-9	3	4	1	17	8	2	0	0	20
01	Camara, Batsuly	2-5	0-0	0-0	2	3	3	4	0	4	1	1	20
02	Jakubcova, Ivana	0-0	0-0	0-0	0	0	0	0	0	0	0	0	2
24	Murray, Taylor	2-5	0-0	0-0	0	1	2	4	2	1	0	0	22
45	Rice, Alyssa	0-0	0-0	0-0	0	1	2	0	1	0	0	0	5
	Team	0	4	2									
	Totals	28-58	5-9	10-11	6	22	28	17	71	13	13	1	600

FG % 1st Half: 14-28 50.0% 2nd Half: 14-30 46.7% Game: 28-58 48.3%
 3FG % 1st Half: 2-4 50.0% 2nd Half: 3-5 60.0% Game: 5-9 55.6%
 FT % 1st Half: 8-8 100.0% 2nd Half: 2-3 66.7% Game: 10-11 90.9%

Officials: Dee Kantrow, Bob Trammie, Carl Fountain
 Technical Fouls: Duke-None, Kentucky-None
 Attendance: 17150

Score by periods	1st	2nd	3rd	4th	Total
Duke	13	17	17	14	61
Kentucky	22	16	15	14	71

Last FG - UK 4th 00:38, UK 4th 00:30
 Largest lead - UK 16th 04:12, UK 12th 00:33
 UK led for 55:02, UK led for 35:24, Game was tied for 00:11

Notables: UK won its second ever victory against Duke...The crowd of 17,150 marked the fourth-largest crowd in program history...Kentucky took the lead from the first basket and never relinquished the lead for the rest of the game...The first half marked the second time this season that UK has been flawless from the free throw line...Evelyn Akhator was just two points off her career high, scoring 12 of her 18 points in the first period alone.

11

#7/7 KENTUCKY 81, TENNESSEE STATE 39

Dec. 28, 2015 • Lexington, Ky. (Memorial Coliseum)



#	Player	Total		3-Pr		Rebounds		PF	TP	A TO	Blk	Stl	Min
		FG	FGA	FG	FGA	Off	Def						
22	DAVIS, Tianna	1-1	1-2	4-6	3	6	9	1	1	1	1	27	
25	PALMA, Samantha	2-7	0-0	0-0	1	5	6	4	4	2	1	0	27
20	JOHNSON, Jayda	9-23	0-3	1-1	3	3	6	4	19	1	6	0	28
10	LAWRENCE, Brianna	1-6	0-3	0-0	2	1	3	2	1	0	1	1	29
12	BEARD, Monique	1-5	0-1	0-0	0	1	1	0	2	1	6	0	20
01	PARKER, Thana	0-3	0-0	0-0	1	2	3	2	0	2	2	0	22
09	BEATTY, Diamond	1-2	0-0	0-0	0	0	0	2	0	1	0	0	14
11	HODD, Tyehsa	0-1	0-0	0-0	0	0	0	0	0	0	0	0	3
15	COX, Nicholae	3-1	0-1	1-2	1	2	1	4	2	1	0	0	20
24	SIMS, Asia	0-1	0-1	0-0	0	0	0	1	0	0	0	0	16
	Team	0	4	2									
	Totals	16-60	1-11	6-9	15	21	36	16	39	8	24	3	200

FG % 1st Half: 8-32 24.2% 2nd Half: 8-27 29.6% Game: 16-60 26.7%
 3FG % 1st Half: 0-5 0.0% 2nd Half: 1-6 16.7% Game: 1-11 9.1%
 FT % 1st Half: 3-1 300.0% 2nd Half: 3-8 37.5% Game: 6-9 66.7%

#	Player	Total		3-Pr		Rebounds		PF	TP	A TO	Blk	Stl	Min
		FG	FGA	FG	FGA	Off	Def						
13	Akhator, Evelyn	7-11	0-0	0-1	4	9	13	0	14	1	2	2	24
28	Jennings, Alexis	4-8	0-0	2-4	3	5	8	1	10	0	2	0	24
03	Thompson, Janelle	3-14	2-4	2-2	1	1	2	1	10	4	1	0	33
04	Morris, Maci	5-9	1-2	2-2	0	2	2	0	13	0	1	1	26
29	Epps, Makayla	4-7	0-0	3-4	0	4	4	1	11	4	3	0	33
01	Camara, Batsuly	3-8	0-0	0-0	4	2	2	1	6	2	1	0	23
02	Jakubcova, Ivana	0-2	0-0	0-0	1	2	2	0	1	0	0	0	11
24	Murray, Taylor	5-7	2-2	1-1	1	2	2	13	2	2	0	1	17
45	Rice, Alyssa	1-2	0-0	2-1	1	3	4	2	4	2	2	0	13
	Team	0	2	3									
	Totals	32-68	5-8	12-16	16	30	46	9	81	16	13	9	200

FG % 1st Half: 15-35 42.9% 2nd Half: 17-33 51.5% Game: 32-68 47.1%
 3FG % 1st Half: 1-4 25.0% 2nd Half: 4-4 100.0% Game: 5-8 62.5%
 FT % 1st Half: 7-9 77.8% 2nd Half: 3-7 42.9% Game: 12-16 75.0%

Officials: Damon Brooks, Eric Brewster, Kelly Johnson
 Technical Fouls: Tennessee State-None, Kentucky-None
 Attendance: 5588

Score by periods	1st	2nd	3rd	4th	Total
Tennessee State	9	8	9	13	39
Kentucky	27	11	25	18	81

13

#10/9 KENTUCKY 73, ALABAMA 48

Jan. 7, 2016 • Lexington, Ky. (Memorial Coliseum)



Official Basketball Box Score - Game Totals - Final Statistics
ALABAMA vs Kentucky
6/18/16 7:00 pm at Memorial Coliseum - Lexington, KY

ALABAMA 48 • 12-3, 1-1

Player	Total		3-Pr		Rebounds		PF	TP	A	TO	BL	SL	Min
	FG	FGA	FT	FTA	Off	Def							
01 Bolton, Quanetria	3-8	0-3	0-0	1	4	5	4	6	0	1	2	0	17
11 Hegstetter, Nikki	1-6	1-5	2-2	2	6	8	3	5	2	2	1	0	17
16 Cook, Hannah	4-8	2-4	0-0	4	3	10	1	1	0	1	0	0	24
18 Knight, Meashonts	1-5	1-3	4-6	1	1	2	4	7	1	3	0	0	20
22 Middlebrook, Karlyla	5-11	2-4	0-0	1	3	4	12	2	2	0	0	0	30
02 Magee, Trista	0-2	0-1	0-0	0	0	0	0	0	1	0	0	0	13
03 Carter, Khadijah	2-5	0-2	0-0	0	1	1	0	4	0	1	0	0	11
09 Hayden, Breonna	1-8	1-1	0-0	1	2	2	3	3	1	3	0	0	25
23 Wade, Shaquana	0-0	0-0	0-0	1	0	1	2	0	0	2	1	0	9
25 Martinez, Diamante	0-0	0-0	1-2	1	0	1	0	1	0	0	0	0	14
Team				2	0	2							
Totals	17-56	7-23	7-12	10	20	30	23	48	15	4	5	0	200

FG % 1st Half: 7-28 35.0% 2nd half: 10-28 35.7% Games: 27-58 30.4%
3FG % 1st Half: 3-11 27.3% 2nd half: 4-12 33.3% Games: 7-22 31.8%
FT % 1st Half: 2-4 50.0% 2nd half: 6-8 75.0% Games: 7-12 58.3%

Kentucky 73 • 12-1, 1-1

Player	Total		3-Pr		Rebounds		PF	TP	A	TO	BL	SL	Min
	FG	FGA	FT	FTA	Off	Def							
22 Jennings, Alexis	3-9	0-0	6-6	6	4	10	4	12	0	1	0	1	27
18 Akhator, Evelyn	8-13	0-0	5-7	3	5	8	0	21	0	3	0	0	29
03 Thompson, Janee	3-8	2-5	2-2	0	2	2	1	10	7	2	1	0	34
04 Morris, Maci	4-7	2-4	0-0	0	0	2	10	0	3	1	0	0	21
25 Epps, Makayla	5-14	0-2	0-1	1	5	2	10	5	4	0	0	0	39
09 Camara, Batsuly	1-4	0-0	0-0	0	5	4	2	0	3	1	1	0	15
24 Murray, Taylor	2-4	0-0	0-0	2	4	6	2	4	2	1	0	0	21
45 Rice, Alyssa	1-3	0-0	2-2	2	2	4	2	4	2	1	0	0	14
Team				2	4	1							
Totals	27-62	4-11	15-18	16	29	45	17	73	16	6	4	0	200

FG % 1st Half: 13-31 41.9% 2nd half: 16-29 55.2% Games: 27-62 43.5%
3FG % 1st Half: 3-9 33.3% 2nd half: 3-7 42.9% Games: 4-11 36.4%
FT % 1st Half: 6-8 75.0% 2nd half: 9-10 90.0% Games: 15-18 83.3%

Officials: Steve Blauth, Troy Winders, Greg Small
Technical fouls: ALABAMA=None, Kentucky=None.
Attendance: 4792

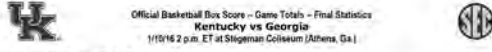
Score by periods	1st	2nd	3rd	4th	Total
ALABAMA	9	10	14	15	48
Kentucky	15	14	22	22	73

FG % 1st Half: 11-31 35.5% 2nd half: 16-29 55.2% Games: 27-62 43.5%
3FG % 1st Half: 3-9 33.3% 2nd half: 3-7 42.9% Games: 4-11 36.4%
FT % 1st Half: 6-8 75.0% 2nd half: 9-10 90.0% Games: 15-18 83.3%

14

#10/9 KENTUCKY 64, GEORGIA 53

Jan. 10, 2016 • Athens, Ga. (Stegeman Coliseum)



Official Basketball Box Score - Game Totals - Final Statistics
Kentucky vs Georgia
1/10/16 2 p.m. ET at Stegeman Coliseum (Athens, Ga.)

Kentucky 64 • 13-1, 2-1

Player	Total		3-Pr		Rebounds		PF	TP	A	TO	BL	SL	Min
	FG	FGA	FT	FTA	Off	Def							
18 Akhator, Evelyn	3-7	0-0	4-7	4	6	10	2	10	0	3	0	1	34
22 Jennings, Alexis	5-8	0-0	2-2	4	8	12	2	12	2	2	1	0	32
03 Thompson, Janee	1-11	0-3	8-8	0	2	1	10	4	5	0	3	0	37
04 Morris, Maci	3-9	3-4	0-0	0	3	3	0	9	0	0	0	1	24
25 Epps, Makayla	4-7	1-2	4-4	2	2	4	3	13	3	5	1	4	33
09 Camara, Batsuly	0-1	0-0	1-2	1	1	2	1	1	0	1	0	0	6
24 Murray, Taylor	1-5	0-2	3-5	2	3	5	3	5	1	3	0	1	22
45 Rice, Alyssa	2-2	0-0	0-0	1	1	4	0	2	1	0	0	0	8
Team				2	5								
Totals	19-51	4-11	22-28	17	28	45	13	64	10	22	3	0	200

FG % 1st Half: 11-28 39.3% 2nd half: 8-23 34.8% Games: 19-51 37.3%
3FG % 1st Half: 3-9 33.3% 2nd half: 1-7 14.3% Games: 4-11 36.4%
FT % 1st Half: 6-8 75.0% 2nd half: 16-20 80.0% Games: 22-28 78.6%

Georgia 53 • 12-4, 0-3

Player	Total		3-Pr		Rebounds		PF	TP	A	TO	BL	SL	Min
	FG	FGA	FT	FTA	Off	Def							
11 Merritt Hempie	2-8	1-3	0-0	1	2	3	5	3	4	2	0	0	18
20 Shaquana Barberie	3-9	1-3	1-2	2	5	7	3	8	5	4	0	0	28
04 Tiana Griffin	1-6	1-3	0-0	0	0	0	4	3	0	3	0	0	26
11 Pachis Roberts	2-9	1-5	2-3	3	6	4	7	2	1	0	1	0	22
24 Marjorie Butler	3-8	0-2	1-2	1	1	4	7	3	3	0	4	0	37
01 Shanae Armbrister	2-5	2-4	0-0	1	2	1	4	2	1	0	0	0	13
04 Callys Robinson	2-5	0-0	2-2	2	4	4	0	1	1	0	0	0	22
12 Hailey Clark	0-0	0-0	0-0	0	0	0	0	0	0	1	0	0	3
23 Halle Washington	4-5	0-0	0-2	3	0	3	4	8	2	1	0	0	17
33 Mackenzie Ingram	2-7	1-3	0-0	1	1	2	1	5	0	2	0	0	14
Team				4	3	7							
Totals	21-62	7-23	4-9	18	17	35	27	53	16	21	4	0	200

FG % 1st Half: 8-27 29.6% 2nd half: 13-35 37.1% Games: 21-62 33.9%
3FG % 1st Half: 3-9 33.3% 2nd half: 4-14 28.6% Games: 7-23 30.4%
FT % 1st Half: 2-3 66.7% 2nd half: 1-8 12.5% Games: 4-9 44.4%

Officials: Bryan Entler, Amy Bond, and Kim Thibodeau
Technical fouls: Kentucky=None, Georgia=None.
Attendance: 2681

Score by periods	1st	2nd	3rd	4th	Total
Kentucky	15	16	13	20	64
Georgia	11	10	9	23	53

FG % 1st Half: 11-31 35.5% 2nd half: 16-29 55.2% Games: 27-62 43.5%
3FG % 1st Half: 3-9 33.3% 2nd half: 3-7 42.9% Games: 4-11 36.4%
FT % 1st Half: 6-8 75.0% 2nd half: 9-10 90.0% Games: 15-18 83.3%


Notables: Kentucky had its first 20+ point win over an SEC opponent since Feb. 13, 2014... UK outrebounded the Crimson Tide by 15...Evelyn Akhator had her best scoring performance to date with 21 points...Kentucky has won 11 of the last 13 games against Alabama...All five UK starters scored in double figures for the second time this season.

Notables: Evelyn Akhator notched double figures in both categories with 10 points and 10 rebounds...UK shot a season-low 37 percent from the field, but held Georgia to 34 percent...The win marked UK's first in Athens since Jan. 19, 2012 and also snapped a three-game SEC road game losing streak.

15

#2/2 SOUTH CAROLINA 73, #9/9 KENTUCKY 62

Jan. 14, 2016 • Lexington, Ky. (Memorial Coliseum)



Official Basketball Box Score - Game Totals - Final Statistics
SOUTH CAROLINA vs Kentucky
6/14/16 7:01 PM at Memorial Coliseum, Lexington, KY

SOUTH CAROLINA 73 • 16-0, 4-0

Player	Total		3-Pr		Rebounds		PF	TP	A	TO	BL	SL	Min
	FG	FGA	FT	FTA	Off	Def							
22 WILSON, Ayla	4-9	0-0	4-9	6	7	13	2	26	2	2	0	1	32
41 COATES, Aislinn	3-4	0-0	3-4	2	9	11	3	9	1	0	0	0	28
08 SESSIONS, Khadijah	3-5	1-1	1-3	1	0	1	4	8	3	2	0	0	29
16 MITCHELL, Tiffany	5-13	1-5	5-5	1	2	3	16	2	0	1	0	0	31
31 DODDIER, Aislinn	0-2	0-1	0-0	0	1	1	0	0	1	0	0	0	5
01 CUEVAS, Bianca	0-7	0-1	2-2	0	0	0	0	2	1	0	0	0	15
04 CLINEY, Donyiah	0-2	0-0	0-0	0	0	0	1	0	0	0	0	0	5
23 ROY, Tina	4-11	4-9	0-0	1	2	3	1	12	4	2	0	0	35
24 JIMMISON, Sarah	0-2	0-0	0-2	2	3	5	1	0	2	0	0	0	13
40 WHITE, Jatarne	0-1	0-0	0-0	1	0	1	0	0	2	1	0	0	7
Team				1	2	3							
Totals	26-63	6-17	15-25	16	28	44	16	73	13	11	0	0	200

FG % 1st Half: 10-31 32.3% 2nd half: 16-30 53.3% Games: 26-63 41.2%
3FG % 1st Half: 3-11 27.3% 2nd half: 4-12 33.3% Games: 6-17 35.3%
FT % 1st Half: 5-10 50.0% 2nd half: 10-15 66.7% Games: 15-25 60.0%

Kentucky 62 • 13-2, 2-2

Player	Total		3-Pr		Rebounds		PF	TP	A	TO	BL	SL	Min
	FG	FGA	FT	FTA	Off	Def							
22 Jennings, Alexis	2-9	0-0	4-4	2	4	6	5	8	0	2	0	0	19
18 Akhator, Evelyn	3-8	0-0	3-3	2	5	7	6	9	3	0	0	0	24
03 Thompson, Janee	7-15	2-4	0-1	0	4	4	16	4	5	0	0	0	38
04 Morris, Maci	2-6	1-2	0-0	0	0	0	5	0	0	0	0	0	25
25 Epps, Makayla	6-15	0-2	4-6	1	3	4	1	16	3	0	1	0	39
09 Camara, Batsuly	3-7	0-0	1-2	4	6	10	1	7	2	0	0	0	21
24 Murray, Taylor	1-3	0-0	2-2	1	2	4	0	0	0	0	0	0	19
45 Rice, Alyssa	0-3	0-0	0-0	1	3	4	0	0	1	1	0	0	15
Team				1	6								
Totals	24-64	3-9	11-18	16	27	43	22	62	7	13	2	0	200

FG % 1st Half: 13-31 41.9% 2nd half: 11-31 35.5% Games: 24-64 37.5%
3FG % 1st Half: 1-5 20.0% 2nd half: 2-4 50.0% Games: 3-9 33.3%
FT % 1st Half: 5-6 83.3% 2nd half: 6-12 50.0% Games: 11-18 61.1%

Officials: TINA HARPER, BOB TRAMHALL, ROY GULBEYAN
Technical fouls: SOUTH CAROLINA=None, Kentucky=None.
Attendance: 5227

Score by periods	1st	2nd	3rd
------------------	-----	-----	-----

17

OLE MISS 73, #9/9 KENTUCKY 65

Jan. 21, 2016 • Oxford, Miss. (The Pavilion at Ole Miss)

Official Basketball Box Score - Game Totals - Final Statistics
Kentucky vs Ole Miss
 1/21/16 8:00 PM at Oxford, Miss. (The Pavilion at Ole Miss)

Player	Total		3-Pr		Rebounds		PF	TP	A	TO	BLK	STL	Min		
	FG	FGA	FG	FGA	Off	Def									
11 Akhator, Evelyn	6	9	0	0	1	2	3	5	2	13	0	2	0	1	24
19 Jennings, Alexis	3	4	0	0	0	1	8	9	2	6	1	2	1	1	33
03 Thompson, Janee	4	9	0	1	0	2	3	0	8	4	3	0	2	3	34
04 Morris, Maci	4	7	2	3	0	2	4	6	5	10	1	4	0	0	29
25 Epps, Makayla	5	14	0	2	1	2	2	22	6	6	0	2	0	2	38
02 Camara, Batsouly	1	4	0	0	1	2	0	5	2	2	2	2	1	0	21
20 Murray, Taylor	1	4	0	1	1	2	0	0	4	3	0	1	0	0	15
45 Rice, Alyssa	0	0	0	0	0	1	1	0	0	0	0	0	0	0	6
Team															
Totals	24	51	2	7	15	17	9	27	36	18	65	14	21	2	61

FG % 1st Half: 11-25 44.0% 2nd Half: 13-26 50.0% Game: 24-51 47.1%
 3FG % 1st Half: 2-4 50.0% 2nd Half: 0-3 0.0% Game: 2-7 28.6%
 FT % 1st Half: 2-8 25.0% 2nd Half: 8-9 88.9% Game: 10-17 58.8%

Ole Miss 73 • 10-9, 2-4 SEC

Player	Total		3-Pr		Rebounds		PF	TP	A	TO	BLK	STL	Min		
	FG	FGA	FG	FGA	Off	Def									
11 Joseph, Shequilia	8	12	5	7	0	1	3	4	3	21	2	1	0	0	34
03 Hayes, A'Queen	0	5	0	0	4	3	3	6	4	14	5	3	0	4	40
05 Skis, Erika	0	4	0	0	1	2	0	5	4	9	4	7	0	0	22
20 Muhammad, Madinah	2	14	1	8	0	0	1	1	1	5	0	0	0	0	20
27 Sesson, Shondricka	0	5	1	6	1	1	3	4	14	2	2	1	0	1	26
10 Muhate Pena, C.	0	0	0	0	0	1	1	0	1	0	1	0	1	0	4
24 Hart, Brella	3	4	0	0	2	2	5	7	6	1	0	1	1	23	
29 Akston, Alaska	0	0	0	0	0	0	0	0	0	0	0	0	0	0	0
44 Lewis, Torri	1	5	1	5	0	0	1	1	3	2	1	1	1	21	
Team															
Totals	28	66	10	26	7	9	14	19	33	19	73	17	14	4	7

FG % 1st Half: 13-34 38.2% 2nd Half: 15-34 44.1% Game: 28-66 42.1%
 3FG % 1st Half: 6-15 40.0% 2nd Half: 4-11 36.4% Game: 10-26 38.5%
 FT % 1st Half: 3-4 75.0% 2nd Half: 4-5 80.0% Game: 7-9 77.8%

Officials: Lisa Hattinger, Brian Hall, Cameron Inyang
 Technical Fouls: Kentucky-None, Ole Miss-None
 Attendance: 1332

Score by periods	1st	2nd	3rd	4th	Total
Kentucky	18	13	16	18	65
Ole Miss	23	12	19	19	73

Notables: Makayla Epps led the team with 22 points and had a career night from the free throw line, becoming the 11th player in program history to have a flawless FT performance with 10-or-more attempts, going 12-of-12 from the charity stripe...UK shot a SEC season-best 47.1% from th field in the setback...The loss marks the second time this season that UK was defeated by an unranked opponent while ranked on the road.

18

#12/9 KENTUCKY 64, #19/22 TENNESSEE 63

Jan. 25, 2016 • Lexington, Ky. (Memorial Coliseum)

Official Basketball Box Score - Game Totals - Final Statistics
Tennessee vs Kentucky
 01/25/16 7:01 PM at Memorial Coliseum - Lexington, KY

Player	Total		3-Pr		Rebounds		PF	TP	A	TO	BLK	STL	Min		
	FG	FGA	FG	FGA	Off	Def									
12 Graves, Bashaara	2	5	0	0	1	2	4	0	12	1	5	2	2	0	33
13 Nared, Jaime	1	6	1	2	2	2	4	6	2	5	1	0	0	0	19
21 Russell, Mercedes	4	9	0	0	4	2	8	10	2	12	0	2	1	0	30
11 DeShields, Dajonoid	4	5	1	5	2	2	4	2	13	2	0	2	0	0	32
14 Carter, Andraya	0	2	0	1	1	2	3	4	1	2	1	1	1	2	26
06 Reynolds, Jordan	4	6	1	1	0	0	3	2	9	2	2	2	0	2	23
20 Moore, Nia	0	1	0	0	0	0	0	0	0	0	0	1	0	0	3
26 Cooper, Tera	7	11	3	4	1	2	0	1	3	18	3	3	0	1	27
18 Middleton, Alexa	0	0	0	0	0	0	0	0	0	0	0	1	0	0	5
Team															
Totals	23	55	6	12	11	15	13	28	41	16	63	13	21	4	200

FG % 1st Half: 13-24 54.2% 2nd Half: 10-31 32.3% Game: 23-55 41.8%
 3FG % 1st Half: 5-7 71.4% 2nd Half: 5-5 100% Game: 5-12 50.0%
 FT % 1st Half: 4-4 100.0% 2nd Half: 7-11 63.6% Game: 11-15 73.3%

Kentucky 64 • 15-3, 4-3

Player	Total		3-Pr		Rebounds		PF	TP	A	TO	BLK	STL	Min		
	FG	FGA	FG	FGA	Off	Def									
02 Camara, Batsouly	4	11	0	0	0	2	4	5	9	4	8	0	2	0	25
45 Rice, Alyssa	0	0	0	0	0	1	2	0	0	0	0	0	0	0	11
12 Akhator, Evelyn	4	10	0	0	1	4	3	7	5	9	1	2	1	2	27
04 Morris, Maci	0	6	0	2	0	1	2	0	1	2	0	1	0	0	23
25 Epps, Makayla	6	20	2	3	5	7	0	2	20	23	1	1	1	0	39
02 Jakubcová, Ivana	0	1	0	0	0	1	0	1	0	1	0	1	0	0	7
03 Thompson, Janee	5	13	1	2	4	6	0	3	3	15	6	3	0	3	30
20 Murray, Taylor	2	4	1	3	0	0	0	2	5	1	0	0	2	17	
19 Jennings, Alexis	2	4	0	0	2	4	6	3	4	0	1	0	1	21	
Team															
Totals	25	69	4	10	10	16	15	23	38	17	64	10	10	5	7

FG % 1st Half: 12-40 30.0% 2nd Half: 13-29 44.8% Game: 25-69 36.2%
 3FG % 1st Half: 2-6 33.3% 2nd Half: 2-4 50.0% Game: 4-10 40.0%
 FT % 1st Half: 2-4 50.0% 2nd Half: 8-12 66.7% Game: 10-16 62.5%

Officials: Dee Kantzer, Michael Eric, Bryan Estime
 Technical Fouls: Tennessee-None, Kentucky-None
 Attendance: 6188

Score by periods	1st	2nd	3rd	4th	Total
Tennessee	19	16	9	19	63
Kentucky	18	10	21	15	64

Notables: UK snapped a four-game losing skid to Tennessee...The last time a UK game was decided by one point was also against the Lady Vols, when Kentucky was on the losing end of a 73-72 outcome on Jan. 29, 2015...UK committed a season-low 10 turnovers, which was also the fewest in SEC action since nine against South Carolina on Feb. 20, 2014...Makayla Epps led UK with 20 points, 14 of which came in the third period alone.

19

VANDERBILT 71, #12/12 KENTUCKY 69

Jan. 28, 2016 • Lexington, Ky. (Memorial Coliseum)

Official Basketball Box Score - Game Totals - Final Statistics
Vanderbilt vs Kentucky
 01/28/16 7:01 PM at Memorial Coliseum - Lexington, KY

Player	Total		3-Pr		Rebounds		PF	TP	A	TO	BLK	STL	Min		
	FG	FGA	FG	FGA	Off	Def									
22 Webb, Marquies	3	5	0	0	2	4	7	11	3	8	1	0	3	1	32
09 DeHamm, Rebekah	5	9	2	4	6	6	0	3	4	18	2	2	0	0	26
03 Bell, Rachel	6	17	3	10	0	0	1	1	0	15	2	3	0	1	31
23 Spears, Minita	1	2	0	1	1	2	0	3	2	5	3	0	1	3	38
19 Reed, Christa	6	15	5	9	2	3	6	3	19	0	2	0	1	28	
15 Jenkins, Jasmine	0	1	0	0	0	0	0	0	0	1	0	0	1	2	
26 Batey, Morgan	2	4	0	0	2	0	3	2	4	8	3	0	4	31	
19 Shaw, Kendall	2	4	0	0	1	2	3	4	0	0	1	0	1	13	
Team															
Totals	25	57	10	24	11	15	10	22	32	17	71	18	16	4	8

FG % 1st Half: 13-29 44.8% 2nd Half: 12-28 42.9% Game: 25-57 43.9%
 3FG % 1st Half: 4-11 36.4% 2nd Half: 6-13 46.2% Game: 10-24 41.7%
 FT % 1st Half: 4-4 100.0% 2nd Half: 7-11 63.6% Game: 11-15 73.3%

Kentucky 69 • 15-4, 4-4

Player	Total		3-Pr		Rebounds		PF	TP	A	TO	BLK	STL	Min		
	FG	FGA	FG	FGA	Off	Def									
45 Rice, Alyssa	0	0	0	0	0	1	1	1	0	0	0	0	0	7	
12 Akhator, Evelyn	6	12	0	0	0	3	3	4	12	0	1	0	1	0	19
03 Thompson, Janee	5	11	2	5	2	0	3	3	14	6	3	0	2	39	
04 Morris, Maci	1	5	0	4	2	0	1	4	4	3	4	0	2	30	
25 Epps, Makayla	10	15	1	3	4	2	3	5	1	25	3	0	0	38	
02 Camara, Batsouly	0	3	0	0	0	4	1	0	0	1	0	1	0	21	
02 Jakubcová, Ivana	0	0	0	0	0	0	0	1	0	1	0	0	1	0	
24 Murray, Taylor	1	5	0	2	0	2	3	1	2	1	1	0	3	22	
19 Jennings, Alexis	5	9	0	0	2	1	4	5	3	12	1	0	0	2	23
Team															
Totals	28	61	3	14	10	13	10	22	32	19	69	14	12	1	8

FG % 1st Half: 15-29 51.7% 2nd Half: 12-32 37.5% Game: 28-61 45.9%
 3FG % 1st Half: 2-5 40.0% 2nd Half: 1-9 11.1% Game: 3-14 21.4%
 FT % 1st Half: 0-0 0.0% 2nd Half: 10-13 76.9% Game: 10-13 76.9%

Officials: Kai Forsberg, Michael McConnon, Eric Siskaly
 Technical Fouls: Vanderbilt-None, Kentucky-None
 Attendance: 5193

Score by periods	1st	2nd	3rd	4th	Total
Vanderbilt	13	22	15	19	71
Kentucky	20	14	19	16	69

Notables: Makayla Epps scored 20+ points in three consecutive games with her 25 points to lead all scorers in the setback to Vanderbilt...The loss snapped a nine-game winning streak against the Commodores and marked the first time that UK has lost to an unranked team at home since losing to Dayton in the first round of the NCAA Tournament on March 21, 2015...It was also the

21

#2/2 SOUTH CAROLINA 78, #18/18 KENTUCKY 68

Feb. 4, 2016 • Columbia, S.C. (Colonial Life Arena)

Official Basketball Box Score - Game Totals - Final Statistics
Kentucky vs SOUTH CAROLINA
02/04/16 7 p.m. at Columbia, S.C., Colonial Life Arena

Player	Total			3-PT			Rebounds			PF	TP	A	TO	BL	STL	Min
	FG	FGA	FT	FGA	FT	FTA	Off	Def	Total							
01 Camara, Batouly	1	7-13	0-0	0-1	5-4	9-5	14	2	1	0	25					
13 Akhator, Evelyn	1	1-4	0-0	0-0	1	4	5	3	2	0	1	0	1	23		
03 Thompson, Jancee	0	1-7	1-2	0-0	0	3	3	4	3	6	2	0	2	34		
04 Morris, Maci	0	3-11	0-4	4-5	0	2	2	4	10	1	1	0	1	25		
29 Epps, Makayla	0	8-17	0-1	1-3	1	1	2	3	17	1	3	0	0	31		
02 Jakubcova, Ivana	0	1-2	0-0	0	2	2	4	1	2	0	0	0	0	5		
28 Murray, Taylor	0	2-4	1-1	1-1	0	0	4	6	1	0	0	0	0	30		
19 Jennings, Alexis	0	4-9	0-0	4-4	4	9	4	12	0	1	0	0	0	23		
45 Rice, Alyssa	0	1-2	0-0	0	0	0	3	2	0	1	0	0	0	6		
Team					2	2	3									
Totals		28-69	2-8	10-14	14	18	27	31	68	11	11	1	4	200		

FG % 1st Half: 32.3% 2nd Half: 42.1% Game: 28-69 40.6%
3PT % 1st Half: 0.0% 2nd Half: 0.0% Game: 2-8 25.0%
FT % 1st Half: 50.0% 2nd Half: 82.6% Game: 10-14 71.4%

SOUTH CAROLINA 78 • 22-0 (10-0 SEC)

Player	Total			3-PT			Rebounds			PF	TP	A	TO	BL	STL	Min
	FG	FGA	FT	FGA	FT	FTA	Off	Def	Total							
22 WILSON, A'ja	1	5-7	0-0	8-10	2	5	7	4	18	3	4	2	0	28		
41 COATES, Aikina	1	10-14	0-0	7-12	5	8	13	3	27	2	3	4	1	32		
06 SESSIONS, Khadijah	0	3-5	1-2	2-4	1	4	4	0	9	1	3	0	0	10		
29 ROY, Tina	0	2-11	1-8	2-2	0	1	1	1	7	4	0	0	2	33		
25 MITCHELL, Tiffany	0	1-2	0-0	0	0	0	1	2	0	3	0	1	0	10		
00 CUEVAS, Bianca	1	1-5	0-1	3-4	0	2	2	2	5	2	1	0	1	21		
04 CLINEY, Doreyah	0	3-4	0-0	1-1	1	1	1	2	2	0	0	0	0	26		
34 IMOVBIQH, Sarah	1	2-0	0-0	1	0	1	1	2	0	0	0	0	0	8		
40 WHITE, Jatarie	0	0-0	0-0	1-2	1	2	3	3	1	1	0	0	0	12		
Team					2	7	7									
Totals		26-50	2-12	24-35	11	28	39	17	78	15	17	6	8	200		

FG % 1st Half: 42.0% 2nd Half: 62.5% Game: 26-50 52.0%
3PT % 1st Half: 0.0% 2nd Half: 0.0% Game: 2-12 16.7%
FT % 1st Half: 13.3% 2nd Half: 66.7% Game: 24-35 68.6%

Officials: Michael Price, Amy Semmer, Greg Small
Technical fouls: Kentucky-None, SOUTH CAROLINA-A'ja Wilson, A'ja Wilson, 15:05
Score by periods: 1st 2nd 3rd 4th Total
Kentucky 11 19 23 15 68
SOUTH CAROLINA 15 20 22 21 78

Large FG - UK 4th-09:26, SC 4th-01:31
Largest lead - UK by 1-20-05:53, SC by 12-40-00:32
UK led for 49:55, SC led for 37:33, Game area tied for 01:43

22

#18/18 KENTUCKY 70, LSU 58

Feb. 7, 2016 • Lexington, Ky. (Memorial Coliseum)

Official Basketball Box Score - Game Totals - Final Statistics
LSU vs Kentucky
02/07/16 12 Noon at Memorial Coliseum - Lexington, KY

Player	Total			3-PT			Rebounds			PF	TP	A	TO	BL	STL	Min
	FG	FGA	FT	FGA	FT	FTA	Off	Def	Total							
02 BETHEL, Akliah	1	5-10	0-0	0-2	3	3	6	4	10	3	1	0	1	32		
20 HYDER, Alexis	1	4-11	0-0	8-9	6	9	15	4	16	3	3	2	0	32		
03 MORTON, Shanice	0	2-8	0-0	1-2	2	2	4	4	5	1	4	0	2	39		
10 RHODES, Jasmine	0	2-7	0-0	0-0	1	2	3	4	4	2	1	0	0	28		
18 HILL, Irma	0	7-13	1-3	2-4	3	3	5	2	17	0	4	0	0	39		
24 PEDERSEN, Anne	0	1-9	0-0	1-2	1	1	2	4	3	2	1	0	1	27		
25 FAREO, Allyyah	0	1-1	0-0	1-2	0	0	0	2	3	0	0	0	0	3		
Team					2	2	2									
Totals		22-59	1-3	13-21	17	20	37	58	11	14	2	6	200			

LSU FG % 41.4% 45.0% 3rd 41.1 33.3% 3rd 54.8 77.8% 4th 54.9 30.0% Game: 22-59 47.3%
3PT % 0.0 0.0% 3-2 0.0% 4-1 0.0% 1-2 50.0% 1-1 100.0% 1-1 100.0%
FT % 2.2 20.0% 4-4 100.0% 9-9 100.0% 1-2 50.0% 1-1 100.0% 1-1 100.0%

Kentucky 70 • 18-6, 5-6

Player	Total			3-PT			Rebounds			PF	TP	A	TO	BL	STL	Min
	FG	FGA	FT	FGA	FT	FTA	Off	Def	Total							
01 Camara, Batouly	1	3-4	0-0	1-2	1	2	3	7	0	4	1	0	1	33		
13 Akhator, Evelyn	1	4-5	0-0	1-3	1	4	5	9	1	0	0	0	0	15		
03 Thompson, Jancee	0	6-11	3-5	1-3	0	2	2	16	10	1	0	1	0	38		
04 Morris, Maci	0	6-10	1-4	1-2	0	3	3	4	14	1	0	1	0	27		
29 Epps, Makayla	0	2-9	1-4	0-2	0	3	3	1	5	3	0	0	0	35		
02 Jakubcova, Ivana	0	0-0	0-0	0	0	0	1	0	0	0	0	0	0	4		
28 Murray, Taylor	0	0-2	0-1	2-2	0	2	0	2	0	1	0	0	0	12		
19 Jennings, Alexis	0	4-6	0-0	3-4	2	3	5	11	0	4	0	0	0	31		
45 Rice, Alyssa	0	2-3	0-0	1-1	1	0	1	4	6	0	0	0	0	5		
Team					1	2	4									
Totals		27-50	5-14	11-23	6	22	23	70	17	15	3	5	200			

LSU FG % 50.0 58.4% 3rd 50.0 54.5% 4th 58.3% Game: 22-59 47.3%
3PT % 0.0 0.0% 2-4 50.0% 1-2 50.0% 1-1 100.0% 1-1 100.0%
FT % 0.0 0.0% 3-3 100.0% 4-4 100.0% 1-2 50.0% 1-1 100.0%

Officials: Brian Hill, Melissa Roberts, Eric Baker
Technical fouls: LSU-None, Kentucky-None
Attendance: 6110
Score by periods: 1st 2nd 3rd 4th Total
LSU 10 12 14 22 58
Kentucky 26 11 21 12 70

Large FG - LSU 4th-01:17, UK 4th-00:59
Largest lead - LSU None, UK by 22-34-03:37
LSU led for 00:00, UK led for 39:43, Game area tied for 00:17

23

#18/18 KENTUCKY 71, VANDERBILT 55

Feb. 14, 2016 • Nashville, Tenn. (Memorial Gym)

Official Basketball Box Score - Game Totals - Final Statistics
Kentucky vs VANDERBILT
02/14/16 8 p.m. at Nashville, Tenn. (Memorial Gym)

Player	Total			3-PT			Rebounds			PF	TP	A	TO	BL	STL	Min
	FG	FGA	FT	FGA	FT	FTA	Off	Def	Total							
01 Camara, Batouly	1	2-3	0-0	1-2	0	2	2	5	0	2	0	1	0	24		
13 Akhator, Evelyn	1	5-11	0-0	0-2	2	4	6	2	10	0	3	0	1	30		
03 Thompson, Jancee	0	5-10	3-5	2-2	2	3	3	15	2	2	0	0	0	37		
04 Morris, Maci	0	2-6	1-3	2-2	1	2	3	7	0	0	0	1	1	18		
29 Epps, Makayla	0	3-0	0-2	1-2	2	4	0	7	6	3	0	1	0	38		
02 Jakubcova, Ivana	0	0-0	0-0	0	0	0	0	0	0	0	0	0	0	3		
28 Murray, Taylor	0	3-9	1-2	1-2	0	1	1	0	8	3	0	4	0	26		
19 Jennings, Alexis	0	9-13	0-0	0	5	4	9	4	18	1	1	0	0	27		
45 Rice, Alyssa	0	0-3	0-0	1-2	0	0	3	1	0	0	0	0	0	7		
Team					3	1	4									
Totals		29-63	5-12	19-15	15	17	32	17	71	12	10	2	7	200		

LSU FG % 71.0 58.3% 3rd 63.6 57.3% 4th 71.0 64.2% Game: 29-63 46.0%
3PT % 0.0 0.0% 2-2 100.0% 2-4 50.0% 3-9 33.3% 3-12 25.0%
FT % 0.0 0.0% 5-0 0.0% 2-4 50.0% 3-9 33.3% 3-12 25.0%

VANDERBILT 55 • 15-10, 4-8

Player	Total			3-PT			Rebounds			PF	TP	A	TO	BL	STL	Min
	FG	FGA	FT	FGA	FT	FTA	Off	Def	Total							
22 Webb, Marou'os	1	4-5	0-0	1-4	1	2	4	0	9	1	3	1	2	21		
03 Dahlman, Robekah	0	4-8	1-2	0-0	1	2	4	0	2	0	2	0	1	27		
01 Ball, Rachel	0	0-5	0-0	0	0	0	2	0	3	0	0	0	0	24		
23 Soares, Mintia	0	3-7	2-2	1	3	4	2	10	3	2	0	2	3	32		
29 Batey, Morgan	0	3-3	0-0	0	4	4	3	6	2	5	1	0	0	28		
02 Jenkins, Jasmine	0	0-2	0-0	0	0	3	3	0	2	0	2	0	0	9		
24 Gaffney, Kristen	0	1-1	0-0	0	0	0	0	0	2	0	0	0	0	3		
13 Reed, Christa	0	5-13	2-5	0-5	1	3	2	3	17	2	4	1	3	35		
41 Seawright, M'lyae	0	0-0	0-0	0	0	0	1	0	2	0	0	0	0	12		
09 Long, Raylene	0	0-0	0-0	2-2	0	2	1	2	1	3	0	0	0	9		
Team					1	5	6									
Totals		20-42	5-10	10-13	7	23	20	55	11	24	6	5	200			

LSU FG % 47.7 51.1% 2nd 47.9 47.9% 3rd 61.1 55.3% 4th 71.0 64.2% Game: 29-63 46.0%
3PT % 0.0 0.0% 2-2 100.0% 2-4 50.0% 3-9 33.3% 3-12 25.0%
FT % 0.0 0.0% 2-2 100.0% 2-4 50.0% 3-9 33.3% 3-12 25.0%

Officials: Lisa Metzger, Roy Eubank, Brian Gansing
Technical fouls: Kentucky-None, Vanderbilt-None
Attendance: 4355
Score by periods: 1st 2nd 3rd 4th Total
Kentucky 14 14 18 25 71
VANDERBILT 12 7 13 23 55

Large FG - UK 4th-01:49, VANDY 4th-01:24
Largest lead - UK by 16-40-00:45, VANDY by 1-20-00:37
UK led for 37:15, VANDY led for 00:22, Game area tied for 01:13

24

#16/16 KENTUCKY 83, #14/14 MSU 60

Feb. 18, 2016 • Starkville, Miss. (Humphrey Coliseum)

Official Basketball Box Score - Game Totals - Final Statistics

25

#16/16 Kentucky 77, Arkansas 63

Feb. 21, 2016 • Lexington, Ky. (Memorial Coliseum)

Official Basketball Box Score - Game Totals - Final Statistics												
Arkansas vs Kentucky												
02/21/16 3:00 PM at Memorial Coliseum - Lexington, KY												
ARKANSAS 63 • 11-16, 6-8												
Player	FG	3-PT	FT	Rebounds	PF	TP	A	BK	Stl	Blk	Min	
FG-FGA	FG-FGA	FT-FTA	Off	Def	Off	Def						
00 JACKSON, Jessica	1-7	0-6	2-6	1	0	1	18	4	2	0	34	
10 WOLFF, Melissa	2-4	0-0	1-2	1	3	4	5	0	3	2	21	
30 COOLEY, Alecia	0-2	0-0	0-0	0	2	2	1	0	0	0	12	
21 COSPER, Devin	3-5	0-1	0-0	0	2	2	6	1	1	0	26	
24 DANBERRY, Jordan	1-7	0-2	1-2	1	2	3	0	3	3	0	15	
03 MONK, Malica	6-8	0-0	0-0	0	1	4	12	2	2	0	29	
06 SWENSON, Keiryn	2-4	2-3	1-2	0	3	3	0	7	0	0	18	
12 FREEMAN, Brianna	1-2	0-0	0-0	1	1	2	4	2	0	0	14	
18 BROOKS, Kelsey	3-7	2-4	2-2	1	1	2	10	3	2	0	25	
32 WEST, Khadijah	0-1	0-0	0-0	0	0	0	1	0	1	0	6	
Team				2	2	4						
Totals	26-58	4-16	7-14	7	17	24	18	63	15	14	2	4
1st FG %	31.7%	0.0%	50.0%	20%	11%	11%	44%	11%	11%	0%	100%	0.0%
2nd FG %	34.4%	0.0%	50.0%	20%	11%	11%	44%	11%	11%	0%	100%	0.0%
3rd FG %	34.4%	0.0%	50.0%	20%	11%	11%	44%	11%	11%	0%	100%	0.0%
4th FG %	34.4%	0.0%	50.0%	20%	11%	11%	44%	11%	11%	0%	100%	0.0%
5th FG %	34.4%	0.0%	50.0%	20%	11%	11%	44%	11%	11%	0%	100%	0.0%
FT %	50.0%	0.0%	50.0%	20%	11%	11%	44%	11%	11%	0%	100%	0.0%
3PT %	0.0%	0.0%	50.0%	20%	11%	11%	44%	11%	11%	0%	100%	0.0%
Rebounds	11	14	11	11	14	11	11	11	11	11	11	11
Off	7	17	24	18	63	15	14	2	4	200		
Def	0	0	0	0	0	0	0	0	0	0		
PF	11	16	8	11	16	8	11	16	8	11	16	8
TP	11	16	8	11	16	8	11	16	8	11	16	8
A	11	16	8	11	16	8	11	16	8	11	16	8
BK	11	16	8	11	16	8	11	16	8	11	16	8
Stl	11	16	8	11	16	8	11	16	8	11	16	8
Blk	11	16	8	11	16	8	11	16	8	11	16	8
Min	11	16	8	11	16	8	11	16	8	11	16	8
Points	11	16	8	11	16	8	11	16	8	11	16	8
1st	11	16	8	11	16	8	11	16	8	11	16	8
2nd	11	16	8	11	16	8	11	16	8	11	16	8
3rd	11	16	8	11	16	8	11	16	8	11	16	8
4th	11	16	8	11	16	8	11	16	8	11	16	8
5th	11	16	8	11	16	8	11	16	8	11	16	8
Total	11	16	8	11	16	8	11	16	8	11	16	8
1st	11	16	8	11	16	8	11	16	8	11	16	8
2nd	11	16	8	11	16	8	11	16	8	11	16	8
3rd	11	16	8	11	16	8	11	16	8	11	16	8
4th	11	16	8	11	16	8	11	16	8	11	16	8
5th	11	16	8	11	16	8	11	16	8	11	16	8
Total	11	16	8	11	16	8	11	16	8	11	16	8
1st	11	16	8	11	16	8	11	16	8	11	16	8
2nd	11	16	8	11	16	8	11	16	8	11	16	8
3rd	11	16	8	11	16	8	11	16	8	11	16	8
4th	11	16	8	11	16	8	11	16	8	11	16	8
5th	11	16	8	11	16	8	11	16	8	11	16	8
Total	11	16	8	11	16	8	11	16	8	11	16	8

26

#15/14 Kentucky 69, #24/24 Missouri 59

Feb. 25, 2016 • Lexington, Ky. (Memorial Coliseum)

Official Basketball Box Score - Game Totals - Final Statistics												
Missouri vs Kentucky												
02/25/16 7:00 pm at Memorial Coliseum - Lexington, KY												
MISSOURI 59 • 21-7, 8-7												
Player	FG	3-PT	FT	Rebounds	PF	TP	A	BK	Stl	Blk	Min	
FG-FGA	FG-FGA	FT-FTA	Off	Def	Off	Def						
21 PORTER, Cierra	1-3	0-0	2-2	1	5	6	5	4	0	3	0	17
27 FRERICKS, Jordan	5-9	0-0	2-2	3	8	11	5	12	0	2	1	28
03 STOCK, Morgan	2-7	2-7	0-0	0	0	0	1	6	0	1	0	23
08 CUNNINGHAM, Sophie	8-13	2-3	11-12	2	8	10	3	29	2	2	0	39
11 CUNNINGHAM, Lindsey	0-3	0-3	0-0	0	3	3	1	0	3	1	0	25
05 DOTY, Larna	0-2	0-1	0-0	0	0	0	3	0	3	2	0	16
06 PORTER, Bri	0-0	0-0	0-0	0	0	0	0	0	0	0	0	3
10 STOCK, Madeline	0-1	0-1	0-0	0	0	0	0	0	0	1	0	6
13 HILDYD, Michelle	0-1	0-0	0-0	0	0	0	0	0	0	0	0	3
20 McDOWELL, Kayla	0-1	0-0	0-0	0	0	0	1	0	1	2	0	16
25 ROBINSON, Juanita	1-3	0-2	0-0	0	1	1	0	2	0	0	3	8
28 MICHAELIS, Sierra	2-7	2-4	0-0	1	3	1	2	6	1	3	0	16
Team				1	3	1						
Totals	19-50	6-21	15-16	8	28	36	21	59	11	17	1	4
1st FG %	31.7%	0.0%	50.0%	20%	11%	11%	44%	11%	11%	0%	100%	0.0%
2nd FG %	34.4%	0.0%	50.0%	20%	11%	11%	44%	11%	11%	0%	100%	0.0%
3rd FG %	34.4%	0.0%	50.0%	20%	11%	11%	44%	11%	11%	0%	100%	0.0%
4th FG %	34.4%	0.0%	50.0%	20%	11%	11%	44%	11%	11%	0%	100%	0.0%
5th FG %	34.4%	0.0%	50.0%	20%	11%	11%	44%	11%	11%	0%	100%	0.0%
FT %	50.0%	0.0%	50.0%	20%	11%	11%	44%	11%	11%	0%	100%	0.0%
3PT %	0.0%	0.0%	50.0%	20%	11%	11%	44%	11%	11%	0%	100%	0.0%
Rebounds	11	14	11	11	14	11	11	11	11	11	11	11
Off	7	17	24	18	63	15	14	2	4	200		
Def	0	0	0	0	0	0	0	0	0	0		
PF	11	16	8	11	16	8	11	16	8	11	16	8
TP	11	16	8	11	16	8	11	16	8	11	16	8
A	11	16	8	11	16	8	11	16	8	11	16	8
BK	11	16	8	11	16	8	11	16	8	11	16	8
Stl	11	16	8	11	16	8	11	16	8	11	16	8
Blk	11	16	8	11	16	8	11	16	8	11	16	8
Min	11	16	8	11	16	8	11	16	8	11	16	8
Points	11	16	8	11	16	8	11	16	8	11	16	8
1st	11	16	8	11	16	8	11	16	8	11	16	8
2nd	11	16	8	11	16	8	11	16	8	11	16	8
3rd	11	16	8	11	16	8	11	16	8	11	16	8
4th	11	16	8	11	16	8	11	16	8	11	16	8
5th	11	16	8	11	16	8	11	16	8	11	16	8
Total	11	16	8	11	16	8	11	16	8	11	16	8
1st	11	16	8	11	16	8	11	16	8	11	16	8
2nd	11	16	8	11	16	8	11	16	8	11	16	8
3rd	11	16	8	11	16	8	11	16	8	11	16	8
4th	11	16	8	11	16	8	11	16	8	11	16	8
5th	11	16	8	11	16	8	11	16	8	11	16	8
Total	11	16	8	11	16	8	11	16	8	11	16	8

Notables: Jane Thompson scored a career-high 24 points on her Senior Night, 12 of which came in the fourth period alone out of the team's 19 in the final stanza to lead the team in a comeback from one-point deficit at the end of the third period...The win was the 100th of Thompson's career...UK's 39 points scored in the first half tied the most in the opening half in SEC play...The 25 points given up in the third period were the most in the third quarter all year.

27

#15/14 Kentucky 71, #11/11 Texas A&M 58

Feb. 28, 2016 • College Station, Texas (Reed Arena)

Official Basketball Box Score - Game Totals - Final Statistics												
Kentucky vs Texas A&M												
02/28/16 3 p.m. at College Station, Texas (Reed Arena)												
Kentucky 71 • 21-6, 10-6 SEC												
Player	FG	3-PT	FT	Rebounds	PF	TP	A	BK	Stl	Blk	Min	
FG-FGA	FG-FGA	FT-FTA	Off	Def	Off	Def						
01 Camara, Batsouly	1-2	0-0	1-2	0	2	3	3	1	1	0	23	
03 Thompson, Janee	3-9	2-5	0-0	0	2	2	18	3	4	0	36	
04 Morris, Maci	4-9	2-5	0-0	0	3	5	10	2	0	0	22	
13 Akhator, Evelyn	6-13	0-0	3-6	10	8	18	2	15	3	3	2	29
19 Epps, Makayla												

29

#13/13 KENTUCKY 92, #25/24 FLORIDA 69
March 4, 2016 • Jacksonville, Fla. (Veterans Memorial Arena)

Official Basketball Box Score - Game Totals - Final Statistics
Kentucky vs Florida
03/04/16 2:34 PM at VETERANS MEMORIAL ARENA-JACKSONVILLE, FL

##	Player	Total			3-Pr			Rebounds			PF	TP	A	T	B	S	Min
		FG	FGA	FT	FTA	FG	FGA	FT	FTA	Off							
01	Camara, Batouly	5	6	0	0	2	4	5	3	12	0	3	2	0	1	15	
13	Akhatov, Evelyn	5	8	0	0	2	4	7	13	1	12	2	1	3	1	28	
03	Thompson, Janee	7	13	4	7	1	1	1	2	19	4	3	0	0	0	35	
04	Morris, Maci	2	10	2	5	4	4	5	3	10	1	2	0	0	0	22	
29	Epps, Makayla	9	17	0	3	4	7	1	22	7	3	0	0	3	0	33	
02	Jakubcova, Ivana	0	1	0	1	0	0	0	0	0	0	0	0	0	0	4	
28	Murray, Taylor	2	5	1	2	0	0	1	1	0	5	1	2	0	1	18	
39	Jennings, Alexis	1	3	0	0	2	4	4	6	3	4	0	3	0	0	15	
45	Rice, Alyssa	3	7	0	0	2	2	7	9	3	6	1	0	1	0	23	
	Team																
	Totals	34	70	7	18	17	34	51	16	92	16	17	6	7	0	200	

UNCA: FG 41.3% 33.3% 3rd 13.3% 47.0% 4th 40.0% 20.0% 1st 10.0% 20.0% 2nd 10.0% 20.0% 3rd 10.0% 20.0% 4th 10.0% 20.0% 5th 10.0% 20.0% 6th 10.0% 20.0% 7th 10.0% 20.0% 8th 10.0% 20.0% 9th 10.0% 20.0% 10th 10.0% 20.0% 11th 10.0% 20.0% 12th 10.0% 20.0%

Notables: All five starters scored in double digits for the first time since the Alabama win on Jan. 7...The 92 points scored were the most in the SEC Tournament under Matthew Mitchell and the third-most in program history...UK bounced back from having the worst first quarter of the season with nine points to the best quarter of the year in the second period with 33 points...Evelyn Akhatov has recorded three consecutive double-doubles.

31

#12/13 KENTUCKY 85, UNC ASHEVILLE 31
March 19, 2016 • Lexington, Ky. (Memorial Coliseum)

Official Basketball Box Score - Game Totals - Final Statistics
UNC ASHEVILLE vs Kentucky
03/19/16 4:04 PM at MEMORIAL COLISEUM - LEXINGTON, KY

##	Player	Total			3-Pr			Rebounds			PF	TP	A	T	B	S	Min
		FG	FGA	FT	FTA	FG	FGA	FT	FTA	Off							
11	WEAVER, K.J.	2	6	0	0	1	2	8	3	5	1	1	1	0	0	23	
09	MAJOR, Chantel	3	15	1	6	1	3	4	1	3	4	1	1	0	0	24	
22	KNUCKLES, Tanna	0	3	1	2	1	2	1	6	0	2	0	0	0	0	28	
24	BRAYBOY, Ja'Dra	0	2	0	0	0	0	3	2	5	1	3	0	1	0	25	
10	LOVE, Paige	0	4	0	2	0	0	1	2	3	0	0	0	0	0	21	
10	WALL, Jessica	0	1	0	0	0	0	1	1	0	0	1	2	0	0	20	
11	WEBB, Khalia	0	1	0	0	0	1	1	0	0	0	2	1	1	0	21	
19	SMITH, Tyler	0	1	0	0	0	0	0	0	0	0	0	0	0	0	2	
10	DENGDOL, Sonora	1	7	0	0	0	1	1	1	1	1	2	0	1	0	13	
23	WILSON, Tiffany	0	0	0	0	0	0	1	1	0	0	1	1	0	0	7	
22	TRANI, Ali	0	0	0	0	0	0	0	0	0	0	0	0	0	0	0	
34	FITZGERALD, Bronzha	2	3	0	0	1	4	0	2	4	0	1	1	0	0	18	
	Team																
	Totals	13	63	3	25	2	5	14	17	31	17	31	4	35	3	4200	

UNCA: FG 20.6% 13.3% 3rd 13.3% 47.0% 4th 40.0% 20.0% 1st 10.0% 20.0% 2nd 10.0% 20.0% 3rd 10.0% 20.0% 4th 10.0% 20.0% 5th 10.0% 20.0% 6th 10.0% 20.0% 7th 10.0% 20.0% 8th 10.0% 20.0% 9th 10.0% 20.0% 10th 10.0% 20.0% 11th 10.0% 20.0% 12th 10.0% 20.0%

Notables: Kentucky recorded its highest margin of victory in an NCAA Tournament appearance in program history, besting the previous margin by eight...The 31 points scored by UNC Asheville were also an NCAA Tournament opponent low by 10 points...UNCA shot a UK opponent NCAA Tournament low 20.6%...Makayla Epps led in scoring with 10 points and five assists...UK improved to 331-22 when scoring 80+ points.

30

#3/2 SOUTH CAROLINA 93, #13/13 KENTUCKY 63
March 5, 2016 • Jacksonville, Fla. (Veterans Memorial Arena)

Official Basketball Box Score - Game Totals - Final Statistics
Kentucky vs SOUTH CAROLINA
03/05/16 5:03 PM at VETERANS MEMORIAL ARENA-JACKSONVILLE, FL

##	Player	Total			3-Pr			Rebounds			PF	TP	A	T	B	S	Min
		FG	FGA	FT	FTA	FG	FGA	FT	FTA	Off							
01	Camara, Batouly	4	8	0	0	1	0	1	1	1	1	8	0	4	0	15	
13	Akhatov, Evelyn	2	7	0	0	4	5	1	1	2	1	8	2	0	0	24	
03	Thompson, Janee	1	4	1	1	2	2	2	2	2	2	2	3	0	0	35	
04	Morris, Maci	3	7	3	3	0	0	2	4	6	1	7	1	2	0	27	
29	Epps, Makayla	6	11	1	2	3	5	1	6	7	1	16	5	3	0	36	
02	Jakubcova, Ivana	0	1	0	0	0	0	0	0	0	0	0	0	0	0	2	
28	Murray, Taylor	2	7	0	1	0	0	2	2	1	6	3	2	0	0	21	
39	Jennings, Alexis	5	9	0	0	0	0	1	5	6	2	10	0	1	0	26	
45	Rice, Alyssa	1	2	0	0	1	0	1	0	1	0	3	0	2	0	14	
	Team																
	Totals	25	56	3	7	10	15	8	21	29	13	63	12	19	0	5200	

UNCA: FG 44.3% 33.3% 3rd 13.3% 47.0% 4th 40.0% 20.0% 1st 10.0% 20.0% 2nd 10.0% 20.0% 3rd 10.0% 20.0% 4th 10.0% 20.0% 5th 10.0% 20.0% 6th 10.0% 20.0% 7th 10.0% 20.0% 8th 10.0% 20.0% 9th 10.0% 20.0% 10th 10.0% 20.0% 11th 10.0% 20.0% 12th 10.0% 20.0%

Notables: Kentucky suffered its worst loss of the season with a 30-point defeat at the hands of the Gamecocks...The previous largest margin of defeat was 11 points, also to USC...Makayla Epps led UK with 16 points, seven rebounds and five assists...Kentucky was outrebounded 38-29 and was outscored in the paint, 38-34...South Carolina had opponent season highs in assists (23), 3-pointers (12) and total points (93)-

32

#12/13 KENTUCKY 79, #24/23 OKLAHOMA 58
March 21, 2016 • Lexington, Ky. (Memorial Coliseum)

Official Basketball Box Score - Game Totals - Final Statistics
OKLAHOMA vs Kentucky
03/21/16 6:45 PM at MEMORIAL COLISEUM - LEXINGTON, KY

##	Player	Total			3-Pr			Rebounds			PF	TP	A	T	B	S	Min
		FG	FGA	FT	FTA	FG	FGA	FT	FTA	Off							
42	Williams, Klayton	4	10	0	0	1	1	5	3	9	1	4	1	1	1	18	
10	Letts, Peyton	3	8	2	2	0	0	3	10	3	10	3	0	0	1	33	
21	Ortiz, Gabbi	1	9	0	0	1	4	5	3	2	2	2	0	0	0	34	
23	Manning, Maddie	0	1	0	0	0	0	1	4	7	4	9	5	2	0	28	
25	Carter, Gray	4	15	3	6	1	2	3	4	12	1	1	0	0	0	25	
00	Pierre-Louis, Vanissa	3	9	0	0	3	4	2	9	2	7	0	1	3	0	24	
00	Edwards, T'onia	0	0	0	0	0	0	0	0	0	0	0	0	0	0	5	
11	Wyatt, Denca	3	4	0	0	0	1	3	9	0	0	0	0	0	0	26	
22	Holliday, Shayah	0	0	0	0	1	1	2	0	1	2	0	0	0	0	7	
17	Williams, LaNesia	0	0	0	0	0	0	0	0	0	0	0	0	0	0	0	
	Team																
	Totals	18	66	6	22	16	19	17	23	40	26	58	11	13	5	4200	

UNCA: FG 27.3% 33.3% 3rd 13.3% 47.0% 4th 40.0% 20.0% 1st 10.0% 20.0% 2nd 10.0% 20.0% 3rd 10.0% 20.0% 4th 10.0% 20.0% 5th 10.0% 20.0% 6th 10.0% 20.0% 7th 10.0% 20.0% 8th 10.0% 20.0% 9th 10.0% 20.0% 10th 10.0% 20.0% 11th 10.0% 20.0% 12th 10.0% 20.0%

Notables: All five starters scored in double digits, with Alexis Jennings breaking the Kentucky NCAA Tournament record for blocks with six...Between this game and the last vs. UNCA, Maci Morris hit seven consecutive 3-pointers...The Wildcats advanced to their fifth Sweet 16 in program history, and the fourth in the past five seasons...UK held two consecutive opponents to under 30% from the field for the first time in the 2015-16 campaign.

Official Basketball Box Score - Game Totals - Final Statistics
WASHINGTON vs Kentucky
 8:30 PM 7:00 PM at RUPP ARENA - LEXINGTON, KY

WASHINGTON 85 • 25-10		Total		3-PT		Rebounds		FT-FTA		PF		A TO Blk Stl		Min			
No.	Player	FG	FGA	FG	FGA	FT	FTA	Off	Def	Total	Pf	TP	A	TO	Blk	Stl	Min
00	Oshor, Chantal	7	12	4	8	1	2	0	17	17	3	19	5	2	0	0	32
09	Walton, Talia	1	4	2	5	0	3	0	5	5	0	30	2	0	2	0	40
13	Collins, Katie	1	4	0	0	2	2	2	4	6	1	4	1	0	1	0	35
10	Plum, Kelsey	8	19	2	7	5	9	2	4	6	4	23	7	4	1	2	40
22	Atchley, Alexis	2	5	2	3	0	0	1	2	3	4	6	1	1	0	0	40
11	Gilling, Mathilde	0	1	0	0	0	0	0	0	0	1	0	0	0	0	0	5
20	Kingma, Kelli	1	1	1	1	0	0	0	1	1	0	3	0	0	0	0	8
Team		0		4		0		4		4		0		0		0	
Totals		33	67	11	28	8	16	5	37	42	13	85	16	7	4	4	200
UK FG %	61.4	33.5%	3rd	8-19	42.1%	3rd	12-19	63.2%	4th	7-13	53.8%	Game	13-47	40.6%	Rebound		
UK FT %	4-8	50.0%	3rd	3-3	100%	3rd	3-3	100%	4th	5-5	100%	Game	11-28	39.3%	Rebound		
UK PF	24	24.0%	3rd	5	5.0%	3rd	1	1.0%	4th	11	11.0%	Game	17-11	53.6%	Rebound		

Kentucky 72 • 25-8		Total		3-PT		Rebounds		FT-FTA		PF		A TO Blk Stl		Min			
No.	Player	FG	FGA	FG	FGA	FT	FTA	Off	Def	Total	Pf	TP	A	TO	Blk	Stl	Min
03	Camara, Batouly	1	3	0	0	0	0	1	4	5	2	2	1	0	0	0	16
13	Akhatov, Evelyn	5	11	0	0	0	2	4	10	14	4	10	1	2	0	0	33
02	Thompson, Jarnee	0	5	1	8	0	0	1	0	1	3	11	5	1	0	1	36
04	Morris, Maci	0	3	1	3	0	0	0	3	3	3	7	0	2	0	0	28
25	Epps, Makayla	13	26	3	7	1	3	0	5	5	1	30	4	1	0	0	36
24	Murray, Taylor	0	5	0	3	0	0	0	0	0	4	0	2	0	0	2	19
28	Jennings, Alexis	5	12	0	0	2	4	3	7	10	1	12	0	1	1	0	28
44	Rice, Alyssa	0	2	0	0	0	0	1	2	3	0	0	0	0	0	0	4
Team		3		0		3		0		3		0		0		0	
Totals		32	60	5	21	3	9	13	31	44	18	72	13	7	1	3	200
UK FG %	53.3	33.7%	3rd	9-17	52.9%	3rd	8-17	47.1%	4th	11-23	47.8%	Game	13-48	40.0%	Rebound		
UK FT %	3-8	37.5%	3rd	1-1	100%	3rd	2-2	100%	4th	0-1	0%	Game	9-21	42.9%	Rebound		
UK PF	24	24.0%	3rd	6	6.0%	3rd	1	1.0%	4th	17	17.0%	Game	3-4	25.0%	Rebound		

Officials: MELISSA BARLOW, MICHAEL PRICE, ANGELICA SARTRETT
 Technical Fouls: WASHINGTON-None, Kentucky-None
 Attendance: 8599

Score by periods	1st	2nd	3rd	4th	Total
WASHINGTON	16	19	28	22	85
Kentucky	13	19	19	23	72

Lead PG - WASH 4th-01:14, UK 4th-02:39
 Largest lead: WASH by 10 4th-02:54, UK by 3 1st-08:34
 WASH last pt: 34:46, UK last for: 03:04. Game was tied for 02:10.

Shots made: 1 time, Lead changed: 3 times

Notables: Makayla Epps netted a season-high 30 points in the setback to Washington in the Sweet 16 setback, which was the fifth 30-point performance in UK NCAA Tournament history...Evelyn Akhatov tied the UK NCAA Tournament record with 14 rebounds...Washington had a UK opponent tournament-low seven turnovers and tied the record for three-pointers made, with 11...Kentucky mustered above a .400 clip, but the Huskies shot 49.3% from the field.



DEPARTED SENIORS

#3 JANE THOMPSON • G • 5-7 • CHICAGO, ILL. (WHITNEY YOUNG)

- SEC Academic Honor Roll (2013, 2014, 2015, 2016)
- All-SEC Second Team (league coaches)
- All-SEC Honorable Mention (AP)
- SEC Player of the Week (2015, twice)

2015-16 (SENIOR)

Ended her career playing in 119 games with 82 starts, averaging 8.6 points, 2.9 assists and 1.0 steals per game ... Saved her best season with the Wildcats for last as she averaged 12.6 points per game with 4.8 assists per game ... Scored in double figures 23 times, including 20+ points three times ... Posted a career-high 24 points, including 12 points in the fourth quarter to power UK to victory over highly ranked Missouri on Senior Night ... Recorded two assist-point double-doubles with 16 points and 10 assists against both Eastern Michigan and LSU ... The first player to record two or more assist-point double-doubles in the same season since 1987-88 ... Had six or more assists in 13 games, which was the most six-plus assist games in a season in the Matthew Mitchell era ... Went 56-for-144 from the 3-point line, surpassing her career 3-pointers hit of 36 entering the season ... Against Oklahoma in the NCAA Tournament, she became the 32nd player in program history to record over 1,000 career points.

2014-15 (JUNIOR)

Named to the SEC Winter Sports Academic Honor Roll ... Suffered a dislocated ankle and broken fibula against South Carolina and missed the final 17 games of the season ... Averaged 10.1 points (fourth on the team and 27th in the SEC) at time of injury ... Started in 50 of 86 career games, including a team-high 31 consecutive before her injury ... Had a career-high 10 assists to go along with 12 points in the SEC opener at Alabama, marking UK's first points/assists double-double since Carly Ormerod vs. Ball State on March 19, 2007 ... Scored all 12 points in the second half ... SEC Player of the Week (1/5/15) after averaging 14.5 points and a team-high 6.5 assists in helping UK begin SEC play at 2-0 for the first time since 2012-13 ... Combined for 27 of her 29 points all in the decisive second halves at Alabama and vs. Ole Miss ... SEC Player of the Week (12/8/14) after scoring a season-high 19 points, including 8-of-10 from the free throw line, and a clutch 3-pointer late in the second half in the win at No. 7 Louisville ... Averaged 10.3 points per game in the Paradise Jam (third on the team).

2013-14 (SOPHOMORE)

Started in 33-of-35 games and averaged 8.6 points and 3.1 assists per game ... Led the team in assists with 107... First player to dish out 100 or more assists in a single season since Amber Smith in 2009-10 ... Charted 15 of her 19 career double-figure scoring games this season ... One of seven Wildcats to score 10 or more points vs. Wright State in the first round of the NCAA Tournament (3/22), finishing with 14 points ... In the SEC Tournament quarterfinals vs. Florida (3/7), she scored 10 points and dished five assists ... Recorded 11 of her 15 points in the first half at Tennessee (2/16), while tying a career high with seven assists ... One of three Wildcats in double figures in helping UK win in Knoxville for the first time since 1985 ... Scored 10 of her 16 points in the second half vs. Missouri (1/12/14) ... Scored all 12 of her team-high points vs. No. 2 Duke in the second half ... Recored a career-high 20 points on 7-of-16 shooting in 4OT win vs. Baylor (12/6/13) ... Finished with 13 points on 4-of-7 shooting from the field and four assists in the win over No. 4/3 UofL (12/1/13).

2012-13 (FRESHMAN)

Appeared in 34-of-36 games ... Seventh on the team in scoring (4.0 ppg) ... Scored in 26-of-34 games played, including four with double figures ... Came off the bench to score 11 points at Ole Miss (2/28), marking her first double-figure scoring game since scoring 13 points at Louisville (12/2) ... Played a key role in Kentucky's 70-66 road victory at No. 10/13 Texas A&M (2/18), scoring six points in 10 minutes off the bench, while making a career-high 4-of-4 free throws ... Made three straight critical free throws down the stretch and nailed the game-winning 3-pointer with 8.4 seconds left at No. 7/6 Louisville (12/2), lifting UK to a 48-47 win and marking its first win at Louisville since 1999 ... After not seeing action in the first half against the Cards, she turned in a 13-point second half performance to go along with two rebounds, two assists and a steal ... Netted a career-high 14 points on 5-of-8 shooting, including 3-for-4 from beyond the arc in 15 minutes off the bench against Miami (Ohio) (11/28) ... Knocked down a 3-pointer, scoring three points in 14 minutes off the bench at No. 1 Baylor (11/13) ... Named to the SEC First-Year Academic Honor Roll with a pre-journalism major.



CAREER HIGHS

Points:	24 vs. Missouri 02/25/16
FGM:	9 vs. Morehead State 11/18/15
FGA:	20 vs. Missouri 02/25/16
FTM:	9 vs. Ole Miss 1/4/15
FTA:	11 vs. Ole Miss 1/4/15
3FGM:	4, twice, last vs. Florida 03/04/16
3FGA:	9 vs. Missouri 02/25/16
O-Rebounds:	3 vs. Florida 3/7/14
D-Rebounds:	6 vs. Tennessee State 12/28/14
Total Rebounds:	7, twice, last vs. TN State 12/28/14
Assists:	10, thrice, last vs. LSU 02/07/16
Blocks:	2 at South Carolina 1/11/15
Steals:	7 vs. Tennessee State 12/28/14
Minutes:	42 vs. Arizona State 11/15/15

Jane Thompson's Career Stats

Year	GP-GS	MIN	FG-FGA	PCT	3FG-FGA	PCT	FT-FTA	PCT	OFF-DEF	TOT/AVG	PF-FO	A	TO	BLK	ST	PTS/AVG
2012-13	34-0	365-10.7	47-136	.346	12-40	.300	30-42	.714	9-24	33-1.0	46-2	31	38	1	21	136-4.0
2013-14	35-33	715-20.4	107-270	.396	15-58	.259	71-108	.657	22-51	73-2.1	84-1	107	105	1	39	300-8.6
2014-15	17-17	522-30.7	56-149	.376	9-31	.290	50-64	.781	8-40	48-2.8	40-2	52	58	3	29	171-10.1
2015-16	33-32	1111-33.7	145-363	.399	56-144	.389	71-86	.826	15-63	78-2.4	55-1	157	97	3	35	417-12.6
TOTAL	119-82	2713-22.8	355-918	.387	92-273	.337	222-300	.740	54-178	232-1.9	225-6	347	298	8	124	1024-8.6

NCAA Tournament Career Stats

Year	GP-GS	MIN	FG-FGA	PCT	3FG-FGA	PCT	FT-FTA	PCT	OFF-DEF	TOT/AVG	PF-FO	A	TO	BLK	ST	PTS/AVG
2012-13	4-0	35-8.8	3-12	.250	0-1	.000	4-4	1.000	1-1	2-0.5	3-0	2	4	0	4	10-2.5
2013-14	3-3	59-19.7	7-19	.368	1-2	.500	3-5	.600	4-2	6-2.0	7-0	7	13	1	2	18-6.0
2015-16	3-3	108-36.0	13-41	.317	4-18	.222	10-12	.833	1-5	6-2.0	6-0	11	4	1	3	40-13.3
Total	10-6	202-20.2	23-72	.319	5-21	.238	17-21	.809	6-8	14-1.4	16-0	20	21	2	9	68-6.8



DEPARTED SENIORS

#2 IVANA JAKUBCOVA • C • 6-6 • BRATISLAVA, SVK (MURRAY STATE COLLEGE)

• SEC Academic Honor Roll (2016)

2015-16 (SENIOR)

Finished the season fifth on the team in blocks, with 10 ... Had a career-high two blocks and six points against Eastern Michigan on Nov. 25, 2015 ... Led the team in blocks five times during the season, against Rice, Colorado, Eastern Michigan, Jackson State and LSU ... Pulled down a career-high five defensive rebounds against Morehead State and EMU ... Played seven minutes against UNCA with a steal.

2014-15 (JUNIOR)

Missed the entire season due to injury.



CAREER HIGHS

Points:	6 vs. Eastern Michigan 11/25/15
FGM:	2, three times, last vs. Eastern Michigan 11/25/15
FGA:	4 vs. rice 11/13/15
FTM:	3 vs. Jackson State 11/29/15
FTA:	6 vs. Jackson State 11/29/15
3FGM:	-
3FGA:	1 vs. rice 11/13/15
O-Rebounds:	2, thrice, last vs. South Carolina 02/04/16
D-Rebounds:	5, twice, last vs. Eastern Michigan 11/25/15
Total Rebounds:	5 vs. Morehead State 11/18/15
Assists:	1, five times, last vs. Mississippi State 02/18/16
Blocks:	2, three times, last vs. Jackson State 11/29/15
Steals:	1, twice, last vs. UNC Asheville 03/19/16
Minutes:	27 vs. rice 11/13/15

Ivana Jakubcova's Career Stats

Year	GP-GS	MIN	FG-FGA	PCT	3FG-FGA	PCT	FT-FTA	PCT	OFF-DEF	TOT-AVG	PF-FO	A	TO	BLK	ST	PTS-AVG
2014-15	0-0	0	0-0	.000	0-0	.000	0-0	.000	0-0	0-0.0	0-0	0	0	0	0	0-0.0
2015-16	24-1	185-7.7	10-31	.323	0-3	.000	7-13	.538	9-18	27-1.1	19-0	5	14	10	2	27-1.1
TOTAL	24-1	185-7.7	10-31	.323	0-3	.000	7-13	.538	9-18	27-1.1	19-0	5	14	10	2	27-1.1

NCAA Tournament Career Stats

Year	GP-GS	MIN	FG-FGA	PCT	3FG-FGA	PCT	FT-FTA	PCT	OFF-DEF	TOT-AVG	PF-FO	A	TO	BLK	ST	PTS-AVG
2014-15	0-0	0	0-0	.000	0-0	.000	0-0	.000	0-0	0-0.0	0-0	0	0	0	0	0-0.0
2015-16	1-0	7-7.0	0-1	.000	0-0	.000	0-0	.000	0-0	0-0	0-0	0	0	0	1	0-0.0
TOTAL	1-0	7-7.0	0-1	.000	0-0	.000	0-0	.000	0-0	0-0	0-0	0	0	0	1	0-0.0





RECORDS &
HISTORY

YEAR-BY-YEAR TEAM STATISTICS

Season	G	FG-FGA	FG%	3FG-3FGA	3FG%	FT-FTA	FT%	Reb-Avg	PF-D	A	TO	BS	St	Pts	Avg
1977-78															
UK	35	1096-2550	43.0	--	--	541-859	63.0	1426-40.7	747--	480	794	--	--	2733	78.0
Opp.	35	1012-2537	40.0	--	--	509-780	65.2	1186-33.9	793--	362	686	--	--	2533	72.4
1978-79															
UK	29	798-1870	42.7	--	--	400-598	66.9	1223-42.2	600-18	390	721	72	279	1996	68.4
Opp.	20	791-1806	43.8	--	--	396-616	64.3	1094-37.7	540-16	425	594	96	278	1978	68.2
1979-80															
UK	29	983-2049	48.0	--	--	455-681	66.8	1413-48.7	656-25	509	583	107	280	2421	83.5
Opp.	29	738-1815	40.7	--	--	459-684	67.1	935-32.2	603-30	320	576	83	225	1908	65.8
1980-81															
UK	31	1004-2013	49.8	--	--	486-701	69.3	1340-43.2	665-23	590	595	116	344	2494	80.4
Opp.	31	816-1986	41.0	--	--	417-625	66.7	1136-36.6	674-23	399	628	65	255	2049	66.0
1981-82															
UK	32	1045-2140	48.8	--	--	454-667	68.0	1377-43.0	544-10	665	574	97	268	2544	79.5
Opp.	32	963-2198	43.8	--	--	317-500	63.4	1225-38.2	636-21	584	572	115	233	2243	70.0
1982-83															
UK	28	929-1813	51.2	--	--	477-669	71.3	1169-41.7	509-12	536	522	87	235	2335	83.4
Opp.	28	800-1844	43.4	--	--	373-532	70.1	1007-36.0	620-34	390	555	58	212	1973	70.5
1983-84															
UK	28	897-1747	51.3	--	--	328-416	78.8	984-35.1	547-20	511	578	68	243	2122	75.8
Opp.	28	814-1800	45.2	--	--	378-562	67.2	995-35.5	490-14	390	502	45	234	2006	71.6
1984-85															
UK	28	802-1728	46.4	--	--	358-274	75.5	1083-38.7	511-12	409	558	95	269	1962	70.0
Opp.	28	747-1722	43.0	--	--	366-507	72.2	993-35.5	477-12	314	536	60	223	1860	66.4
1985-86															
UK	29	987-1926	51.2	--	--	349-481	72.7	1103-38.0	497-14	575	596	101	341	2323	80.1
Opp.	29	864-1840	46.9	--	--	312-479	65.1	1027-35.4	473-16	430	640	71	258	2040	70.3
1986-87															
UK	28	841-1732	48.6	--	--	351-471	74.5	1101-39.3	465-6	461	558	88	272	2033	72.6
Opp.	28	764-1784	42.8	--	--	349-528	66.1	994-35.5	483-17	407	494	78	264	1877	67.0
1987-88															
UK	29	863-1954	44.2	54-150	36.0	368-511	72.0	1196-41.2	566-19	478	528	82	253	2148	74.1
Opp.	29	880-1988	44.3	50-147	34.0	433-646	67.0	1252-43.2	533-15	494	495	109	304	2243	77.3

The 2015-16 Wildcats brought a different pillar of success to the program, combining Coach Mitchell's emphasis on defensive fundamentals with one of the best shooting offenses in school history. UK shot 45.5% from the field in 2015-16, which was the highest field-goal percentage for a UK team since 1989-90, while its 35.6% from 3 was the highest since 2002-03. Overall, UK ranked top-10 in single-season UK history in points, scoring margin and field goals made.



Season	G	FG-FGA	FG%	3FG-3FGA	3FG%	FT-FTA	FT%	Reb-Avg	PF-D	A	TO	BS	St	Pts	Avg
1988-89															
UK	28	802-1822	44.0	78-210	37.1	384-555	69.2	1094-39.1	556-12	391	572	62	275	2066	73.8
Opp.	28	814-1825	44.6	39-131	29.8	426-634	67.2	1212-43.3	532-15	375	576	75	280	2093	74.8
1989-90															
UK	31	971-2084	46.6	38-128	29.7	560-853	65.7	1340-43.2	621-14	567	603	78	372	2540	81.9
Opp.	31	767-1906	40.2	90-224	40.2	419-645	65.0	1277-41.2	728-34	433	790	92	279	2043	65.9
1990-91															
UK	29	861-2024	42.5	134-401	33.4	476-697	68.3	1314-45.3	568-6	427	575	97	382	2332	80.4
Opp.	29	769-1868	41.2	69-219	31.5	425-655	64.9	1231-42.4	593-13	428	649	67	316	2032	70.1
1991-92															
UK	30	753-1816	41.5	157-466	33.7	543-782	69.4	1177-39.2	588--	319	594	71	314	2206	73.5
Opp.	30	818-1919	42.6	101-313	32.3	432-641	67.4	1278-42.6	618--	396	603	85	305	2169	72.3
1992-93															
UK	28	719-1802	39.9	134-502	30.7	342-519	65.9	1173-41.9	555-2	353	518	71	324	1934	69.1
Opp.	28	600-1574	38.1	77-277	27.8	398-601	66.2	1127-40.3	502--	278	640	73	282	1675	59.8
1993-94															
UK	28	786-1918	41.0	156-464	33.6	453-656	69.1	1195-42.7	610-0	434	526	76	345	2181	77.9
Opp.	28	703-1695	41.5	144-417	34.5	457-668	68.4	1179-42.1	571--	378	666	98	254	2007	71.7
1994-95															
UK	28	682-1753	38.9	164-548	29.9	310-464	66.8	1100-39.3	502-3	346	457	61	271	1838	65.6
Opp.	28	628-1555	40.4	108-387	27.9	394-568	69.4	1106-39.5	480--	315	552	56	220	1758	62.8
1995-96															
UK	27	605-1496	40.4	127-416	30.5	335-479	69.9	984-36.4	425-9	370	546	28	213	1672	61.9
Opp.	27	708-1631	43.4	140-378	37.0	301-421	71.5	987-36.6	432--	414	460	70	254	1857	68.8
1996-97															
UK	27	602-1491	40.4	107-318	33.6	346-490	70.6	974-36.1	530-12	363	586	35	216	1657	61.4
Opp.	27	679-1599	42.5	102-326	31.3	377-536	70.3	1013-37.5	463--	354	503	69	288	1937	68.0
1997-98															
UK	28	661-1550	42.6	91-291	31.3	361-545	66.2	1020-36.4	585-14	345	732	90	251	1774	63.4
Opp.	28	675-1636	41.3	95-341	27.9	462-693	66.7	1065-38.0	492--	370	626	68	288	1907	68.1
1998-99															
UK	32	858-1935	44.3	136-392	34.7	514-805	63.9	1280-40.0	698-21	465	622	115	277	2366	73.9
Opp.	32	761-1897	40.1	125-428	29.2	565-817	69.2	1195-37.3	647--	281	609	82	236	2212	69.1
1999-2000															
UK	29	756-1718	44.0	99-315	31.4	309-501	61.7	1052-36.3	560-16	374	595	130	317	1920	66.2
Opp.	29	654-1661	39.4	98-359	27.3	383-566	67.7	1101-38.0	484--	313	651	71	220	1789	61.7
2000-01															
UK	27	644-1601	40.2	48-178	27.0	304-478	63.6	932-34.5	553-22	306	588	56	270	1640	60.7
Opp.	27	756-1600	47.3	110-334	32.9	432-618	69.9	1050-38.9	453--	415	543	83	251	2054	76.1
2001-02															
UK	29	748-1713	43.7	97-320	30.3	275-439	62.6	991-34.2	549-13	412	612	63	331	1868	64.4
Opp.	29	743-1681	44.2	127-400	31.8	412-621	66.3	1077-37.1	424--	209	611	76	273	2025	69.8



KENTUCKY

WOMEN'S BASKETBALL

Season	G	FG-FGA	FG%	3FG-3FGA	3FG%	FT-FTA	FT%	Reb-Avg	PF-D	A	TO	BS	St	Pts	Avg
2002-03															
UK	27	671-1581	42.4	158-416	38.0	277-404	68.6	979-36.3	513-15	329	529	91	219	1777	65.8
Opp.	27	688-1686	40.8	154-463	33.3	381-570	66.8	1064-39.4	398--	392	444	88	234	1911	70.8
2003-04															
UK	28	675-1669	40.4	121-391	30.9	392-533	73.5	1035-37.0	483-11	483	457	52	201	1863	66.5
Opp.	28	709-1701	41.7	154-543	28.4	332-490	67.8	1086-38.8	517--	338	465	110	172	1904	68.0
2004-05															
UK	34	867-1969	44.0	162-475	34.1	452-631	71.6	1334-39.2	532-7	406	553	125	223	2348	69.1
Opp.	34	788-2044	38.6	173-554	31.2	395-581	68.0	1204-35.4	564--	372	518	117	231	2144	63.1
2005-06															
UK	31	774-1834	42.2	149-433	34.4	438-636	.689	1284-41.4	530-8	424	525	135	195	2135	68.9
Opp.	31	702-1836	38.2	128-454	28.2	387-569	.680	1073-34.6	563--	327	487	133	231	1919	61.9
2006-07															
UK	34	888-2091	42.5	155-524	29.6	461-685	67.4	1400-41.2	596-12	455	545	152	227	2392	70.4
Opp.	34	760-2032	37.4	133-438	30.4	463-647	71.6	1243-36.6	616--	328	555	116	230	2116	62.2
2007-08															
UK	33	721-1908	37.8	124-420	29.5	458-714	64.1	1319-40.0	566-3	350	581	141	205	2024	61.3
Opp.	33	756-1970	38.4	143-460	31.1	410-617	66.5	1265-38.8	615--	337	542	115	237	2065	62.6
2008-09															
UK	32	712-1882	.378	141-477	.296	459-649	.707	1313-41.0	525-7	319	566	113	222	2024	63.2
Opp.	32	718-1838	.391	144-457	.315	378-541	.699	1158-36.2	571--	330	541	134	245	1958	61.2
2009-10															
UK	36	922-2216	.416	187-588	.318	631-891	.708	1368-38.0	659-12	442	559	145	418	2662	73.9
Opp.	36	775-1991	.389	138-473	.292	456-666	.685	1345-37.4	743--	361	823	158	234	2144	59.6
2010-11															
UK	34	829-2155	.385	182-597	.305	572-825	.693	1305-38.4	626-12	378	558	115	373	2412	70.9
Opp.	34	761-1834	.415	166-455	.365	429-629	.682	1297-38.1	694--	350	817	151	201	2117	62.3
2011-12															
UK	35	925-2302	.402	211-659	.320	528-784	.673	1379-39.4	688-9	439	614	129	422	2589	74.0
Opp.	35	748-1820	.411	105-368	.285	482-715	.674	1281-36.6	676--	360	939	134	253	2083	59.5
2012-13															
UK	36	1001-2392	.418	240-731	.328	471-672	.701	1410-39.2	647-10	475	558	181	429	2713	75.4
Opp.	36	757-1907	.397	121-410	.295	448-659	.680	1292-35.9	624--	365	853	108	226	2083	57.9
2013-14															
UK	35	1029-2369	.434	192-564	.340	595-883	.674	1513-43.2	725-11	496	543	141	343	2845	81.3
Opp.	35	862-2156	.400	153-526	.291	519-760	.683	1354-38.7	733--	414	699	133	206	2396	68.5
2014-15															
UK	34	905-2271	.399	154-539	.286	607-903	.672	1414-41.6	715-20	370	553	148	335	2571	75.6
Opp.	34	828-2057	.403	162-511	.317	527-761	.693	1392-40.9	746--	418	741	175	223	2345	69.0
2015-16															
UK	33	934-2055	.455	154-433	.356	443-627	.707	1321-40.0	584-15	475	507	131	222	2465	74.7
Opp.	33	743-1995	.372	176-590	.298	338-510	.663	1138-34.5	636--	416	575	138	205	2000	60.6



ALL-TIME LETTERWINNERS

-A-

Adams, Rita 2000-2003
Akhatov, Evelyn 2016-Pres.
 Alcius, Natassia 2004-2007
 Alexander, Carolyn 1999-2000
 Ali, Bra'shey 2012
 Andrew, Audre 1983

-B-

Baker, Stephanie 1993-1995
 Baluyut, Arlene 1979
 Barber, Cathy 1980
 Barnes, Jaye 1998-1999
 Barnett, Sarah Beth 2011
 Beickman, Julie 1996
 Bett, Catina 2008-2009
 Bishop, Azia 2012-2015
 Bonets, Aisha 2001
 Bowman, Chanté 2005-2008
 Boyd, Patrice 1997-1998
 Boyd, Terry 1978
 Browning, Pam 1978

-C-

Camara, Batouly 2016
 Campbell, Kayla 1991-1994
 Christman, Stephanie 1998-2000
 Chowning, Chelsea 2008
 Coe, Jaycee 2015
 Cole, Anna 2010
 Collins, Lisa 1981-1984
 Combs, Mitzi 1978
 Conwright, Maegan 2011-2013
 Croley, Bebe 1985-1988
 Cushenberry, Kristi 1989-1992
 Custard, Mary 1989

-D-

Daniel, Mia 1990-1993
 Davis, Tracye 1988-1991
 Denkins, Kim 1995-1998
 Donhoff, Maria 1978-1981
 Dowdell, Tammy 1990
 Drake, Samantha 2011-2014
 Dunlap, Victoria 2008-11

-E-

Eagan 1978
 Eberhart, Tedra 1991-1994
 Edelen, Brittany 2007-2009
 Edelman, Linda 1978-1980
 Edington, Lori 1980-1982
 Elbert, Lynne 1986-1987
 Elliott, Sarah 2005-2008
 Ellis, Lisa 1989-1990
 Ellis, Racquel 2003-2004
 Embry, Robyn 1997
Epps, Makayla 2014-present
 Evans, Kastine 2011-2014
 Everette, Jenerrie 2001-2004

-F-

Fetter, Denise 1979
 Fogle, Tayna 1979-1982
 Foster-Sutton, Vanessa 1989-1990

Franklin, Amani 2007-2010
 Freeman, Shannon 1987

-G-

Gamble, LaQwesa 2006
 Garland, Sharon 1980
 Goin, Jennifer 2003-2004
 Goss, Bria 2012-2015
 Goodin-Rogers, Kyvin 2014-2015
 Grassi, Kristen 2003-2004
 Gray, Rebecca 2009-2010
 Gray, Jennifer 1991-1994
 Greenfield, Carmen 1996
 Grigsby, Geri 1978-1980

-H-

Harding, Sandy 1984-1987
 Harper, Linnae 2014-2015
 Harrell, Davitria 1987-1988
 Hawthorne, Dasieka 2001-2002
 Hay, Nikki 1997-1998
 Hedges, Patty Jo 1980-1983
 Helm, SeSe 2001-2004
 Henderson, Brittany 2010-2013
 Higginbotham, Stephanie 1994-1995
 Hobgood, Jamie 1989-1991
 Hoskins, Debbie 1988
 Hudgens, Laurie 1985-1986
 Humphrey, Jennifer 2003-2007
 Hurst 1978

-J-

Jackson, Erica 1999-2000
 Jackson, Jenn'e 2006-2009
 Jackson, Vonda 1995-1998
 Jakubcova, Ivana 2015-2016
 Jansen, Christina 1993-1996
 Jennings, Alexis 2015-2016
 Johnson, Jennifer 1990
 Jones, Shambrica 2001-2004
 Jordan, Christie 1991-1994

-K-

Keith, Rae 1999
 Killen, Karen 1991-1992
 Koach, Karri 1992-1995
 Kogoy, Beth 1981

-L-

Ladson, E'Lisa 2004
 Langelier, Melissa 2000
 Leonard, Pattresa 1990-1992
 Lewis, Lynnette 1981, 1983-1984
 Lokie, Kathy 1981-1982
 Love, Tiundra 1991
 Lukschu, Liz 1978-1981
 Lykins 1978

-M-

Mack, Debbie 1978-1979
 Mahoney, Samantha 2005-2008
 Manning, Shawn 1996-1997
 Martin, Donna 1981-1984
 Martinez, Natalie 1997-2000
 Mathies, A'dia 2010-2013
 McDole, LaTonya 1999-2002

McIntyre, Stacy 1989-1992
 McKinley, Becky 1993
 Meadows, Laura 1998-2000
 Mendeng, Alvine 2001-2002
 Miller, Debbie 1984-1987
 Miller, Kris 1987-1990
 Miller, Shelly 1985-1986
 Mills, Jocelyn 1990-1993
 Mitchell, Domonique 1996
 Mjoseph, Jeannie 1978

Morris, Maci 2016-Pres.

Morrow, Carly 2008-11
 Mosley, Karen 1983-1986
 Mountain, Ruth 1989
Murray, Taylor 2016-Pres.

-N-

Naiser, Terri 1982-1983
 Nichols, Leslie 1983-1986

-O-

Oden, Debra 1978-1980
 O'Neill, Jennifer 2011-2015
 Ormerod, Carly 2006-2009
 Ousley, Beth 1988
 Owens, Shantia 1999-2000

-P-

Patterson, Niecee 2002
 Payne, Danyelle 2002-2005
 Pennie, Michele 1985-1988
 Perry, Afton 2004, 2006
 Peterson, Latasha 1995
 Pfeiffer, Jenny 2003-2004, 2006-2007
 Phillips, Angela 2004-2005
 Pinkett, Bernisha 2011-2014
 Potts, Sara 2002-2005
 Proctor, Cathy 1990-1993

-R-

Reason, Rebekah 1991-1992
 Reed, Stacey 1992-1995
 Riley, Crystal 2009-2012
Rice, Alyssa 2015-present
 Roberts, Chrissy 1994-1995
 Roberts, Shaunda 1995-1997
 Roddy, Eleia 2005-2009
 Rose 1983
 Ross, Natasha 1998
 Runge, Jody 1981-1984

-S-

Salhi, Malinka 1989-1990
 Sarkalahti, Anne 1989-1990
 Schultz, Jenny 2002
 Seaton, Tanasha 1999-2000
 Shrum, Pam 1986-1989
 Sidney, Jelléah 2013-2015
 Simpson, Lyssa 1994
 Sizemore, Bonnie 1979
 Smith, Amber 2008-2012
 Snowden, Keyla 2009-2012
 Spence, Lora 1987-1989
 Stallworth, DeNesha 2012-2014
 Stephens, Diane 1982-1985

Stevens, Angel 1988-1989
 Stewart, Theresa 1989
 Still, Valerie 1980-1983
 Stoglin, Stephanie 2001-2002
 Stumbo, Stephanie 2003-06
 Swarens, Julie 1993-1995

-T-

Tarantini, Monique 1985-1988
 Tate, Keiko 2002-2005
 Taylor, Oreonna 2006
 Thompson, Janee 2013-2016
 Tillman, Tory 1996
 Timperman, Janet 1978-1979

-U-

Upton, Laura 1978

-V-

Vieth, Katie 1997-2000

-W-

Wait, Tiffany 1996-2000
 Walker, Samarie 2012-2014
 Wardford, Keeoma 1994-1995
 Warren, Melanie 1984-1987
 Watkins, Lydia 2007-2010
 Webb, Marcia 1996
 Whitaker, Jodie 1986-1989
 Wise, Lea 1980-1983

-Y-

Young, Kenya 1998-1999
 Young, Nikki 2000-2001

Note: Letterwinners begin during the 1977-78 season

MISS BASKETBALL & KENTUCKY WBB

Kentucky has been the home to 10 winners of Kentucky's Miss Basketball award. The award, given annually to the top high school basketball player in the state of Kentucky, has been awarded annually since 1976.

Kentucky Miss Basketball Winners at UK

- 1977 Geri Grigsby, McDowell (1978-80)
- 1980 Lisa Collins, Laurel County (1981-84)
- 1986 Kris Miller, Owensboro Catholic (1987-90)
- 1992 Becky Miller, Bullitt East (1993)
- 2005 Carly Ormerod, Sacred Heart (2006-2009)
- 2007 Rebecca Gray, Scott County (2009-2010)
- 2009 A'dia Mathies, Iroquois (2010-13)
- 2010 Sarah Beth Barnette, Lexington Christian Academy (2011)
- 2013 Makayla Epps, Marion County (2014-Present)**
- 2015 Maci Morris, Bell County (Present)**



WHERE ARE THE CATS FROM?

In 42 years of varsity women's basketball, Kentucky has been represented by Wildcats from 29 states, the District of Columbia and eight countries.

ALABAMA (5)

Florence

Karen Killen

Birmingham

Stephanie Stumbo, Jackie Sanders

Gadsden

Catina Bett

Madison

Alexis Jennings



ARKANSAS (1)

Hot Springs

Tiffany Wait



CALIFORNIA (2)

Pasadena

Brittany Henderson

Richmond

DeNesha Stallworth



CONNECTICUT (1)

Salem

Kastine Evans



D.C. (2)

Washington, D.C.

Danyelle Payne,
Bernisha Pinkett



FLORIDA (5)

Clearwater

Michele Pennie

Ft. Walton Beach

Afton Perry

Miami

Ogechi Anyagaligbo

Winter Haven

Moe Gamble, Amber Smith



GEORGIA (7)

Atlanta

E'Lisa Ladson

Chickamauga

Vanessa Foster-Sutton

Decatur

Tedra Eberhart, Amani Franklin

Hephzibah

Niecee Patterson

Jonesboro

Jaye Barnes



Lookout Mountain

Carly Morrow

ILLINOIS (7)

Altamont

Caroline Huelskoetter

Carmi

Jennifer Goin

Chicago

Stephanie Christman, Janee Thompson,
Linnae Harper

East St. Louis

Rita Adams

Elmhurst

Laurie Hudgens



INDIANA (7)

Austin

Jodie Whitaker

Crown Point

Nancy Cowan

Indianapolis

Bria Goss

North Vernon

Jenny Pfeiffer

Peru

Arlene Baluyut

Portland

Shannon Freeman

Ramsey

Julie Swarens-Beickman



IOWA (2)

Panora

Cathy Proctor

Waukon

Jody Runge



KENTUCKY (78)

Alvaton

Laura Upton

Ashland

Terry Boyd, Nikki Young

Barbourville

Melissa Napier

Bardstown

Samantha Drake

Bedford

Audre Andrew

Berea

Chelsea Chowning



Bowling Green

Selia Helm, LaShae Halsel

Carlisle

Kim Denkins

Corbin

Lisa Collins

Covington

Lori Edgington, Katie Vieth

Cynthiana

Mary Custard

East McDowell

Geri Grigsby

Eminence

Chrissy Roberts

Florence

Julie Duerring

Georgetown

Stacy McIntyre, Rebecca Gray

Ghent

Pam Browning

Hazard

Stephanie Baker, Carolyn Alexander

Henderson

Nikki Hay

Hopkinsville

Lydia Watkins

Jackson

Angel Stevens

Jamestown

Stephanie Higginbotham

Jenkins

Mitzi Combs

Lawrenceburg

Makenzie Cann

Lebanon

Makayla Epps, Kyvin Goodin-Rogers

Lexington

Debbie Mack, Tayna Fogle, Lea Wise, Donna Martin, Leslie Nichols, Belitta Croley, Lisa Ellis, Tracye Davis, Marcia Webb, Erica Jackson, Nastassia Alcius, Keyla Snowden, Sarah Beth Barnette

Liberty

Debbie Miller

London

Bonnie Sizemore, Sharon Garland, Stacey Reed

Louisville

Carly Ormerod, Janet Timperman, Maria Donhoff, Denise Fetter, Patty

Jo Hedges, Diane Stephens, Terri Naiser, Lynne Elbert, Christina Jansen, Latasha Peterson, Domonique Mitchell, A'dia Mathies

Loyall

Lynnette Lewis

Madisonville

Jamie Hobgood

McKee

Sarah Elliott

Manchester

Vonda Jackson

McRoberts

Debra Oden

Mt. Washington

Sarah Rowe, Becky McKinley

Monticello

Pam Shrum, Jessica Hardin

Owensboro

Elisabeth Lukschu, Melanie Warren, Kris Miller

Pikeville

Rachel Potter

Pineville

Maci Morris

Radcliff

Jenn'e Jackson

Richmond

Robyn Embry

Russellville

Lora Spencer

Scottsville

Morgan Rich

Springfield

Brittany Edelen



LOUISIANA (1)

Metairie

Shawn Manning

MARYLAND (4)

Baltimore

Pattresa Leonard

Clarksville

Keiko Tate

Landover

Cathy Barber

Odenton

Taylor Murray



WHERE ARE THE CATS FROM?

MICHIGAN (4)

- Detroit**
Chanté Bowman,
Samantha Mahoney
- Lansing**
Michelle Smith
- Rochester Hills**
Sara Potts



MISSISSIPPI (2)

- Gulfport**
Dasieka Hawthorne
- Yazoo City**
Shambrica Jones



NEVADA (1)

- Carson City**
Jennifer Gray



NEW JERSEY (5)

- Camden**
Grace Odrick
- Cherry Hill**
Valerie Still
- Jersey City**
Lyssa Simpson
- Newark**
Shantia Owens
- Plainfield**
Bra'Shey Ali



NEW YORK (7)

- Auburn**
Sandy Harding
- Bronx**
Jennifer O'Neill
- New York**
Aisha Bonets, Batouly Camara
- Queens**
Tanesha Seaton
- Queens Village**
Jelleah Sidney
- Rochester**
Oreonna Taylor



NEW MEXICO (1)

- Albuquerque**
Natalie Martinez



OHIO (15)

- Cincinnati**
Rae Keith, Racquel Ellis
- Clayton**
Mary Jane White, Ruth Ann Mountain, Theresa Stewart
- Columbus**
Jenerrie Everette, Eleia Roddy
- Dayton**
LaTonya McDole, Alvine Mendeng
- Toledo**
Karen Mosley, Shaunda Roberts, Azia Bishop
- Medina**
Shelly Miller
- Reynoldsburg**
Alyssa Rice
- West Carrollton**
Samarie Walker



OKLAHOMA (2)

- Oklahoma City**
Christe Jordan
- Tulsa**
Stephanie Stoglin



OREGON (2)

- Beaverton**
Keeoma Wardford
- Lake Oswego**
Ali Lomax



PENNSYLVANIA (1)

- Havertown**
Linda Edelman



SOUTH CAROLINA (1)

- Greenville**
Kenya Young



TENNESSEE (16)

- Brownsville**
Patrice Boyd
- Chattanooga**
Jennifer Johnson, Tiundra Love, Carly Morrow
- Collinwood**
Mia Daniel



Gainesboro

Jaycee Coe

Hendersonville

Kristi Cushenberry

Kingsport

Josh Mills

Knoxville

Sade Buley

Memphis

Davitria Harrell, Jennifer Humphrey, Crystal Riley, Jaida Roper

Nashville

Victoria Dunlap

Oak Ridge

Tammy Dowdell, Angela Phillips

TEXAS (2)

- Colleyville**
Kristen Grassi
- Arlington**
Maegan Conwright



VIRGINIA (2)

- Chesapeake**
Kathy Lokie
- Chilhowie**
Rebekah Reasor



WASHINGTON (1)

- Sammamish**
Kristin Connolly



WEST VIRGINIA (5)

- Beckley**
Natasha Ross
- So. Charleston**
Beth Kogoy
- Huntington**
Laura Meadows
- Morgantown**
Paige Poffenberger
- Westover**
Monique Tarantini



WISCONSIN (1)

- Mondovi**
Anna Cole



INTERNATIONAL CATS

BAHAMAS

- Nassau**
Kayla Campbell



BELGIUM

- Mons**
Malinka Salhi



CANADA

- Brantford, Ontario**
Karri Koach
- Montreal, Quebec**
Melissa Langelier



FINLAND

- Helsinki**
Anne Sarkalahti



GERMANY

- Zweibruecken**
Jeannine Mjoseeth



NIGERIA

- Lagos**
Evelyn Akhator



SLOVAKIA

- Bratislava**
Ivana Jakubcova



UNITED KINGDOM

- Stafford**
Sally Loughton



The 2016-17 team is comprised of players from five different states, including Florida, Kentucky, West Virginia, Maryland, New York, Tennessee and Ohio. UK has one international player in Evelyn Akhator from Nigeria.



CATS BY THE NUMBERS



#0
Halsel, LaShae
O'Neill, Jennifer



#00
Ormerod, Carly



#1
Camara, Batouly
Mathies, A'dia
Roddy, Eleia



#2
Chowning, Chelsea
Jakubcova, Ivana
Sanders, Jackie



#3
Grigsby, Geri
Potts, Sara
Riley, Crystal
Rowe, Sarah
Sizemore, Bonnie
Spencer, Lora
Taylor, Oreonna
Thompson, Janee



#4
Adams, Rita
Elliott, Sarah
Martinez, Natalie
Morris, Maci
Reed, Stacey
Snowden, Keyla
Stephens, Diane



#5
Alexander, Carolyn
Grigsby, Geri
Harding, Sandy
Hoskins, Debbie
Johnson, Jennifer
Morrow, Carly
Kyvin Goodin-Rogers
Schultz, Jenny
Stewart, Theresa



#10
Alcius, Natassia
Collins, Lisa
Cowan, Nancy
Edelman, Linda
Lomax, Ali
McIntyre, Stacy
Mendeng, Alvine
Pinkett, Bernisha



#11
Barnette, Sarah Beth
Everette, Jenerrie
Koach, Karri
Mahoney, Samantha
Nichols, Leslie



#12
Cushenberry, Kristi
Payne, Danyelle
Sidney, Jelléah
Simpson, Lyssa
Still, Valerie
Watkins, Lydia



#13
Akhator, Evelyn
Boyd, Terry
Connolly, Kristin
Ellis, Lisa
Fetter, Denisse
Galloway, Cathy
Goss, Bria
Hedges, Patty Jo



#14
Embry, Robyn
Hobgood, Jamie
Phillips, Angela
Sarkalahti, Anne
Tarantini, Monique
Wise, Lea



#15
Edelen, Brittany
Ellis, Racquel
Hardin, Jessica
Harper, Linnae
Mack, Debbie
Mitchell, Domanique
Whitaker, Jodie
Young, Nikki



#20
Browning, Pam
Bowman, Chanté
Conwright, Maegan
Grassi, Kristen
Miller, Shelly
Poffenberger, Paige



#21
Anyagaligbo, Ogechi
Davis, Tracye
Donhoff, Maria
Jackson, Jenn'e
Lewis, Karen
McDole, LaTonya
Payne, Danyelle
Postell, Porsha



#22
Adams, Rita
Andrew, Audre
Cann, Makenzie
Barber, Cathy
Lokie, Kathy
Pennie, Michele
Stumbo, Stephanie
Wardford, Keemora



#23
Combs, Mitzi
Custard, Mary
Galloway, Terri
Gamble, LaQwesha
Gray, Rebecca
Hawthorne, Dasieka
Hay, Nikki
Keith, Rae
Langelier, Melissa
Leonard, Pattresa
Stumbo, Stephanie
Walker, Samarie



#24
Coe, Jaycee
Elbert, Lynne
Foster-Sutton,
Vanessa
Jackson, Erica
Love, Tiundra
Martin, Donna
Murray, Taylor
Smith, Amber



#25
Ali, Bra'Shey
Barry, Ceal
Epps, Makayla
Frankin, Amani
Goin, Jennifer
Roberts, Chrissy
Runge, Jody
Tillman, Tory
Vieth, Katie



#30
Barnes, Jaye
Cole, Anna
Combs, Mitzi
Daniel, Mia
Jones, Shambrica
Warren, Melaine



#31
Drake, Samantha
Eberhart, Tedra



#32
Bett, Catina
Edgington, Lori
Evans, Kastine
Humphrey, Jennifer
Miller, Kris
Reasor, Rebekah
Roberts, Shaunda
Roper, Jaida
Ross, Natasha



#33
Baluyut, Arlene
Campbell, Kayla
Christman, Stephanie
Deters, Ann
Greenfield, Carmen
Kidd, Lisa
Miller, Debbie
Naiser, Terri
Ousley, Beth
Patterson, Niecee
Pfeiffer, Jenny



#34
Baker, Stephanie
Dunlap, Victoria
Killen, Karen
Owens, Shantia
Perry, Afton
Shrum, Pam



#35
Bonets, Aisha
Boyd, Patrice
Grigsby, Geri
Jennings, Alexis
McKinley, Becky
Peterson, Latasha



#40
Harrell, Davitria
Henderson, Brittany
Jansen, Christina
Lewis, Lynnette
Tate, Keiko
Young, Kenya



#41
Ladson, E'Lisa
Runge, Jody
Webb, Marcia



#42
Hudgens, Laurie
Mills, Jocelyn
Seaton, Tanesha



#43
Jordan, Christie
Kogoy, Beth
Mjoseh, Jeannie



#44
Beickman, Julie
Freeman, Shannon
Meadowns, Laura
Mosley, Karen
Swarens, Julie



#45
Manning, Shawn
Rice, Alyssa
Stoglin, Stephanie
Upton, Laura



#50
Bishop, Azia
Croley, Bebe
Garland, Sharon
Higginbotham,
Stephanie



#51
Baker, Stephanie
Jackson, Vonda
Oden, Debra



#52
Denkins, Kim
Dowdell, Tammy
Gray, Jennifer



#53
Helm, SeSe
Lukschu, Liz
Manning, Shawn



#55
Fogle, Tanya
Proctor, Cathy
Stevens, Angel

Note: Some players wore multiple numbers over the course of their career, all numbers each individual wore are listed. Numbers begin 1978-present. The followings players' numbers were unavailable: Eagan (1978), Hurst (1978), Lykins (1978), Mountain (1989), and Rose (1983).

ALL-TIME KENTUCKY COACHES



SUE FEAMSTER • 1971-76

RECORD AT UK: 64-39 (62.1%)

Sue Feamster became UK's first head women's basketball coach of the modern era when the program regained its varsity status in 1974. Women's basketball had been a varsity sport at UK from 1903 until 1925, when the University senate passed a bill abolishing the sport for being "too strenuous" for females. Feamster began coaching the UK women in 1971-72, when the squad earned a 10-3 record, and remained head coach as the squad rolled up a 26-15 record over the next two seasons. After women's basketball became a varsity sport, Feamster helped the program to a fast start, passing along to incoming coach Debbie Yow a squad that included All-American Pam Browning, who still holds several spots in the UK record book, and standout Ceal Barry.



DEBBIE YOW • 1976-80

RECORD AT UK: 79-40 (66.4%)

In the last year of her four seasons at Kentucky, Debbie Yow's Wildcats stormed to a 24-5 record and earned the school's first trip to the national playoffs — then the Association of Intercollegiate Women's Athletics Tournament. It was clear then that both Yow and the UK women's program were primed for success. And just as the Cats continued to earn postseason berths, Yow's career remained on the fast track as well. Yow enjoyed a successful coaching stint at Florida and subsequent athletics administration positions at Florida and UNC-Greensboro. She then became Athletics Director at St. Louis, and from 1994-2010, was AD at Maryland. She served as president of the National Association of Collegiate Athletics Directors.



TERRY HALL • 1980-87

RECORD AT UK: 138-66 (67.6%)

Terry Hall held the laudable distinction of being the winningest coach in UK women's basketball history as well as owning the best winning percentage of any coach to guide the program. Hall coached the Cats to seven straight winning seasons, starting with a 25-6 record and a trip to the second round of the AIAW national tournament before falling by one point to Maryland to end the 1980-81 season. The NCAA welcomed women's basketball into its ranks the following year, and that historical season ended with the Cats falling to eventual national champion Louisiana Tech in the Midwest Regional finals on the Lady Techsters' home floor. After the Cats failed to make the NCAA tournament in 1986-87, Hall left coaching for the business sector. But three years later, she accepted the head coaching job at Wright State University, where she coached for seven years before succumbing to cancer in 1997.



SHARON FANNING • 1987-95

RECORD AT UK: 134-97 (58%)

Sharon Fanning guided the Cats through eight seasons and despite a dubious beginning that saw her squad record back-to-back losing seasons, she never suffered another losing season. In just her third year, Fanning coached the Wildcats to an impressive 23-8 record while also edging them into the top 25. UK won three tournament titles in 1989-90, including an 85-76 come-from-behind victory over Toledo in the NWIT Championship. The following season, the Wildcats advanced to the NCAA Tournament, UK's first appearance in the Big Dance in five years. Prior to her stint at UK, Fanning was a graduate assistant at Tennessee and a head coach at UT-Chattanooga. Since leaving UK, she was the head coach at Mississippi State University before retiring following the 2011-12 season.



BERNADETTE MATTOX • 1995-2003

RECORD AT UK: 91-135 (40.2%)

Bernadette Mattox spent eight seasons at the helm of the Wildcats basketball program. She began her coaching career at her alma mater, Georgia, but became a household name in Kentucky and across the nation when she was hired by former Wildcats coach Rick Pitino as the first female Division I assistant "bench" coach for a men's team in 1990. She was promoted to assistant athletics director at Kentucky for one year before taking over the UK women's program in 1995. Her most notable season came in 1998-99, when she led the Cats to their first 20-plus win season and first appearance in the NCAA Tournament in nearly a decade. The Cats won their first NCAA Tournament game in 17 years, finished with a 21-11 overall record and captured seven wins in the SEC, the most conference wins in school history at the time. After leaving UK in 2003, Mattox served 10 seasons as an assistant coach for the WNBA's Connecticut Sun.



MICKIE DEMOSS • 2003-07

RECORD AT UK: 71-56 (55.9%)

Mickie DeMoss will best be remembered as the architect who took over a struggling program in 2003 and in just a short amount of time rebuilt UK women's basketball back into a national contender. During her tenure the Wildcats participated in postseason play three consecutive seasons (one NCAA Tournament and two WNIT) and captured back-to-back 20-win seasons (2005-06 and 2006-07) for the first time since the 1989-90 and 1990-91 teams accomplished the feat. DeMoss was named the 2006 SEC Coach of the Year, a UK first, after guiding the Wildcats to the NCAA Tournament for the first time in seven seasons. The Cats posted a 22-9 overall record in 2005-06, including a school-record nine conference wins and Kentucky made national headlines when it defeated No. 1 Tennessee in Rupp Arena. It was UK's first win over a top-ranked team in school history. DeMoss also drastically increased fan attendance, as UK ranked in the top three of the SEC and top 20 in the national average attendance poll all four of her seasons. UK went from averaging 1,694 fans prior to her arrival in 2003 to breaking the school record with 5,863 fans per game in her final season.

Prior to UK, DeMoss spent 18 seasons at Tennessee, helping the Lady Vols garner six national championship titles and 13 Final Four appearances. She also was the head coach four seasons at Florida (1979-83). In eight seasons as a head coach, DeMoss has a career record of 116-124, including a 26-65 mark in the SEC. Since leaving UK, DeMoss has served as an assistant coach at Texas, Tennessee, Louisiana Tech and for the WNBA's Indiana Fever. She is currently an assistant coach at LSU.

ALL-TIME WILDCAT COACHES

Year	Overall	SEC	Finish	Post-Season	Head Coach
1974-75	16-9	-	-	None	Sue Feamster
1975-76	13-12	-	-	None	Sue Feamster
1976-77	19-7	-	-	None	Debbie Yow
1977-78	23-12	-	-	AIAW, NWIT 3rd Rd	Debbie Yow
1978-79	13-16	-	-	None	Debbie Yow
1979-80	24-5	-	-	AIAW	Debbie Yow
1980-81	25-6	-	-	AIAW	Terry Hall
1981-82	24-8	-	-	NCAA Regionals	Terry Hall
1982-83	23-5	6-2	East 2nd	NCAA 1st Round	Terry Hall
1983-84	15-13	2-6	East 3rd	None	Terry Hall
1984-85	16-12	3-5	East 4th	None	Terry Hall
1985-86	18-11	4-5	6th	NCAA 1st Rd	Terry Hall
1986-87	17-11	3-6	7th	None	Terry Hall
1987-88	14-15	0-9	10th	None	Sharon Fanning
1988-89	12-16	3-6	8th	None	Sharon Fanning
1989-90	23-8	3-6	8th	NWIT Champions	Sharon Fanning
1990-91	20-9	4-5	5th	NCAA 1st Rd	Sharon Fanning
1991-92	16-14	5-6	6th	None	Sharon Fanning
1992-93	18-10	5-6	6th	None	Sharon Fanning
1993-94	17-11	5-6	7th	None	Sharon Fanning
1994-95	14-14	4-7	9th	None	Sharon Fanning
1995-96	8-19	2-9	12th	None	Bernadette Mattox
1996-97	8-19	2-10	10th	None	Bernadette Mattox
1997-98	13-15	5-9	8th	None	Bernadette Mattox
1998-99	21-11	7-7	7th	NCAA 2nd Rd	Bernadette Mattox
1999-00	15-14	5-9	9th	None	Bernadette Mattox
2000-01	6-21	2-12	12th	None	Bernadette Mattox
2001-02	9-20	1-13	12th	None	Bernadette Mattox
2002-03	11-16	4-10	9th	None	Bernadette Mattox
2003-04	11-17	3-11	11th	None	Mickie DeMoss
2004-05	18-16	4-10	10th	WNIT Final Four	Mickie DeMoss
2005-06	22-9	9-5	4th	NCAA 2nd Rd	Mickie DeMoss
2006-07	20-14	6-8	7th	WNIT 3rd Rd	Mickie DeMoss
2007-08	17-16	8-6	4th	WNIT Quarterfinals	Matthew Mitchell
2008-09	16-16	5-9	10th	WNIT 2nd Rd	Matthew Mitchell
2009-10	28-8	11-5	2nd	NCAA Elite Eight	Matthew Mitchell
2010-11	25-9	11-5	2nd	NCAA 2nd Rd	Matthew Mitchell
2011-12	28-7	13-3	1st	NCAA Elite Eight	Matthew Mitchell
2012-13	30-6	13-3	2nd	NCAA Elite Eight	Matthew Mitchell
2013-14	26-9	10-6	4th	NCAA Sweet 16	Matthew Mitchell
2014-15	24-10	10-6	T4th	NCAA 2nd Rd	Matthew Mitchell
2015-16	25-8	10-6	T4th	NCAA Sweet 16	Matthew Mitchell



ALL-TIME KENTUCKY ASSISTANTS

Name	Years
Adeniyi Amadou	2014-2016
Andy Barnes	1987-89
Diane Beauchamp *	1977-78 (J.V.), 1978-80
Dorothy Jean Berry	1981-83
Robin Board	1983-85 (G.A.)
Karen Booker	1989-91
Assoc. Head Coach	1994-95
Lisa Bressman	1989-91
Dawn Bryant	1994-95
Meghan Burke	1998-01
Niya Butts	2003-07, 2016-Pres.
Assoc. Head Coach	2007-08
Ken Byrd	1995-97
Trey Clark	2001-03
Kerry Cremeans	1994-96 (G.A.)
Jane Dalton	1988-90 (G.A.)
Brandi Dunigan	1991-92 (S.A.)
Lin Dunn	2016-Pres.
Kyra Elzy	2008-2010
Assoc. Head Coach	2010-12, 2016-Pres.
Myra Fishback	1991-92
Rick Griffith	1997-02
Scott Groninger	2002-03
Ilene Hauser	1990-94
Cindy Noble-Hauserman	1985-89
Jeff House	2013-2014
Matt Insell	2008-2013
Mike Kindred	1983-85
Jennifer Knoll	1992-94 (G.A.)
Mollie McClure	1996-98
Jerry McLaughlin	1989-94
Matthew Mitchell	2003-05
Donna Murphy	1985-87
Leslie Nichols	1996-2003
Lynn Norenberg	1981-83 (G.A.)
Wendy Palmer	2007-09
Carolyn Peck	1995-96
Shalon Pillow	2009-2014
Vonn Read	2005-08
Crystal Riley	2012-13 (S.A.)
Danielle Santos	2012-2014
Pam Stackhouse	2003-07
Christian Stefanopoulos	2014
Tamika Williams	2014-2016
Camryn Whitaker	2015-2016

Year-by-Year Assistant Coaches

* First full-time women's assistant coach
 Note—Full-time assistants unless otherwise noted

Yow Era	
1977-78	Diane Beauchamp
1978-79	Diane Beauchamp
1979-80	Diane Beauchamp
Hall Era	
1980-81	Dorothy Jean (Dottie) Berry
1981-82	Dorothy Jean (Dottie) Berry, Lynn Norenberg
1982-83	Dorothy Jean (Dottie) Berry, Lynn Norenberg
1983-84	Mike Kindred, Robin Board
1984-85	Mike Kindred, Robin Board
1985-86	Cindy Noble-Hauserman, Donna Murphy
1986-87	Cindy Noble-Hauserman, Donna Murphy

Fanning Era	
1987-88	Andy Barnes, Cindy Noble-Hauserman
1988-89	Andy Barnes, Cindy Noble-Hauserman, Jane Dalton
1989-90	Jerry McLaughlin, Karen Booker, Jane Dalton, Lisa Bressman
1990-91	Jerry McLaughlin, Karen Booker, Ilene Hauser, Lisa Bressman
1991-92	Jerry McLaughlin, Myra Fishback, Ilene Hauser, Brandi Dunigan
1992-93	Jerry McLaughlin, Ilene Hauser, Jennifer Knoll
1993-94	Jerry McLaughlin, Ilene Hauser, Jennifer Knoll
1994-95	Karen Booker, Dawn Bryant, Kerry Cremeans

Mattox Era	
1995-96	Ken Byrd, Carolyn Peck, Kerry Cremeans
1996-97	Ken Byrd, Leslie Nichols, Mollie McClure
1997-98	Rick Griffith, Leslie Nichols, Mollie McClure
1998-99	Rick Griffith, Leslie Nichols, Meghan Burke
1999-2000	Rick Griffith, Leslie Nichols, Meghan Burke
2000-01	Leslie Nichols, Rick Griffith, Meghan Burke
2001-02	Leslie Nichols, Rick Griffith, Trey Clark
2002-03	Leslie Nichols, Scott Groninger, Trey Clark

DeMoss Era	
2003-04	Matthew Mitchell, Niya Butts, Pam Stackhouse
2004-05	Matthew Mitchell, Niya Butts, Pam Stackhouse
2005-06	Niya Butts, Vonn Read, Pam Stackhouse
2006-07	Niya Butts, Vonn Read, Pam Stackhouse

Mitchell Era	
2007-08	Niya Butts (Assoc. Head Coach), Wendy Palmer, Vonn Read
2008-09	Kyra Elzy, Matt Insell, Wendy Palmer
2009-10	Kyra, Elzy, Matt Insell, Shalon Pillow
2010-11	Kyra, Elzy (Assoc. Head Coach), Matt Insell, Shalon Pillow
2011-12	Kyra, Elzy (Assoc. Head Coach), Matt Insell, Shalon Pillow
2012-13	Matt Insell, Shalon Pillow, Danielle Santos
2013-14	Jeff House, Shalon Pillow, Danielle Santos
2014-15	Adeniyi Amadou, Christian Stefanopoulos, Tamika Williams
2015-16	Adeniyi Amadou, Camryn Whitaker Tamika Williams
2016-17	Kyra Elzy (Assoc. Head Coach), Niya Butts, Lin Dunn

COACHING SPOTLIGHT

AMANI FRANKLIN



Amani Franklin (2007-10) had a great playing career with the Wildcats and following playing overseas, returned to UK as a staff support associate in the WBB office. Now she is the director of basketball operations at Winthrop.

JENERRIE (EVERETTE) HARRIS



Former Wildcat Jenerrie Everette (2001-04) is in her third season as the head coach at Massachusetts-Lowell.

WENDY PALMER



Wendy Palmer was an assistant coach for two seasons under Matthew Mitchell and had a six-year stint as the head coach at University of North Carolina at Greensboro.

CAROLYN PECK



Carolyn Peck served as an assistant under Bernadette Mattox and recently had a successful career as a TV analyst for ESPN and SEC Network before returning to coaching in 2016 as an Associate Coach at Vanderbilt.

JENNY PFEIFFER



Former Wildcat Jenny Pfeiffer (2003-04, 2006-07) was the head women's basketball coach at Coker College, a Division II university in Hartsville, S.C.



ALL-TIME TEAMS



1974-75

Back Row (L-R): Janie Begley, Sally Bussell, Pam Browning, Karen Kidd, Liz March, Carol Mindell, Brenda Wheeler, Linda Finamore, Manager. **Front Row (L-R):** Coach Sue Feamster, Wendy Martin, Ceal Barry, Ann French Thomas, Laura Schwager, Susie Switzer, Pam Sullivan, Cynthia Douglas, Manager.



1975-76

Back Row (L-R): Coach Sue Feamster, Lisa Kidd, Brenda Wheeler, Cathy Galloway, Janet Timperman, Liz March, Terri Galloway, Ceal Barry, Teri Boyd, Debbie Mack, Manager Angie Williams. **Front Row (L-R):** Noreen White, Pam Browning, Karen Lewis, Melinda Warren, Kassie Kessinger, Sally Bussell.



1976-77

Back Row (L-R): Coach Debbie Yow, Debbie Oden, Karen Lewis, Laura Upton, Ann Deters, Janet Timperman, Pam Browning, Linda Edelman, Sharon Shipley (scorekeeper), Angie Williams (Statistician). **Front Row (L-R):** Mitzi Combs, Cathy Galloway, Teri Boyd, Ceal Barry, Debbie Mack.



1977-78

Back Row (L-R): Coach Debbie Yow, Maria Donhoff, Pam Browning, Laura Upton, Liz Lukschu, Jeannine Mjoseh, Janet Timperman, Assistant Coach Diane Beauchamp. **Front Row (L-R):** Manager Margaret LaFontaine, Debra Oden, Linda Edelman, Geri Grigsby, Debbie Mack, Terry Boyd, Mitzi Combs, Trainer Mimi Porter.



1978-79

Back Row (L-R): Coach Debbie Yow, Trainer Mimi Porter, Tanya Fogle, Liz Lukschu, Maria Donhoff, Debra Oden, Manager Margaret LaFontaine, Assistant Coach Diane Beauchamp. **Front Row (L-R):** Caroline Huelskoetter, Arlene Baluyut, Linda Edelman, Debbie Mack, Janet Timperman, Geri Grigsby, Denise Fetter, Bonnie Sizemore.



1979-80

Back Row (L-R): Trainer Mimi Porter, Coach Debbie Yow, Debra Oden, Sharon Garland, Maria Donhoff, Liz Lukschu, Valerie Still, Linda Edelman, Tanya Fogle, Manager Margaret LaFontaine, Assistant Coach Diane Beauchamp. **Front Row (L-R):** Van Harden, Cathy Barber, Geri Grigsby, Patty Jo Hedges, Lea Wise, Lori Edgington.



1980-81

Back Row (L-R): Trainer Mimi Porter, Coach Terry Hall, Kathy Lokie, Maria Donhoff, Jody Runge, Liz Lukschu, Valerie Still, Tanya Fogle, Assistant Coach Dottie Berry, Graduate Assistant Margaret LaFontaine. **Front Row (L-R):** Beth Kogoy, Lynette Lewis, Lori Edgington, Patty Jo Hedges, Lea Wise, Lisa Collins.



1981-82 • SEC Champions

Back Row (L-R): Coach Terry Hall, Graduate Assistant Lynn Norenberg, Kathy Lokie, Valerie Still, Jody Runge, Grace Odrick, Terri Naiser, Tanya Fogle, Assistant Coach Dottie Berry, Trainer Mimi Porter. **Front Row (L-R):** Manager Michele Oberst, Lisa Collins, Donna Martin, Patty Jo Hedges, Lori Edgington, Lea Wise, Diane Stephens, Manager Gary Loyd.



ALL-TIME TEAMS



1982-83

Back Row (L-R): Assistant Coach Dottie Berry, Trainer Sue Stanley, Terri Naiser, Valerie Still, Jody Runge, Sally Loughton, Karen Mosley, Leslie Nichols, Lisa Collins, Graduate Assistant Lynn Norenberg, Coach Terry Hall. **Front Row (L-R):** Diane Stephens, Donna Martin, Patty Jo Hedges, Lea Wise, Audre Andrew, Lynnette Lewis.



1983-84

Back Row (L-R): Coach Terry Hall, Graduate Assistant Robin Board, Leslie Nichols, Debbie Miller, Karen Mosley, Melanie Warren, Jody Runge, Melissa Napier, Assistant Coach Mike Kindred, Volunteer Assistant Patty Jo Hedges, Trainer Sue Stanley. **Front Row (L-R):** Sandy Harding, Julie Duerring, Lisa Collins, Lynnette Lewis, Diane Stephens and Donna Martin.



1984-85

Back Row (L-R): Graduate Assistant Robin Board, Assistant Coach Mike Kindred, Laurie Hudgens, Shelly Miller, Michelle Smith, Melanie Warren, Karen Mosley, Debbie Miller, Coach Terry Hall. **Front Row (L-R):** Nancy Cowan, Monique Tarantini, Michele Pennie, Leslie Nichols, Diane Stephens, Belitta Croley, Sandy Harding.



1985-86

Back Row (L-R): Coach Terry Hall, Trainer Sue Stanley, Laurie Hudgens, Shelly Miller, Karen Mosley, Melanie Warren, Debbie Miller, Leslie Nichols, Assistant Coach Cindy Noble, Assistant Coach Donna Murphy. **Front Row (L-R):** Michele Pennie, Monique Tarantini, Pam Shrum, Jodie Whitaker, Bebe Croley, Lynne Elbert, Sandy Harding.



1986-87

Back Row (L-R): Assistant Coach Cindy Hauserman, Assistant Coach Donna Murphy, Lynne Elbert, Pam Shrum, Laurie Hudgens, Shannon Freeman, Melanie Warren, Davitria Harrell, Debbie Miller, Bebe Croley, Coach Terry Hall, Trainer Sue Stanley. **Front Row (L-R):** Kris Miller, Monique Tarantini, Michele Pennie, Lora Spencer, Mary Jane White, Jodie Whitaker, Sandy Harding.



1987-88

Back Row (L-R): Trainer Sue Stanley, Assistant Coach Cindy Noble Hauserman, Beth Ousley, Pam Shrum, Angel Stevens, Davitria Harrell, Shannon Freeman, Lora Spencer, Debbie Hoskins, Julie Whitaker, Assistant Coach Andy Barnes, Coach Sharon Fanning. **Front Row (L-R):** Kris Miller, Mary Jane White, Monique Tarantini, Michele Pennie, Bebe Croley, Jodie Whitaker, Tracy Davis.



1988-89

Back Row (L-R): Publicist Rena Vicini, Manager Jenn Holman, Assistant Coach Andy Barnes, Assistant Coach Cindy Noble, Mary Custard, Pam Shrum, Angel Stevens, Lora Spencer, Vanessa Foster-Sutton, Jamie Hobgood, Stacy McIntyre, Coach Sharon Fanning, Trainer Sue Stanley, Graduate Assistant Jane Dalton, Manager Sharon McCauley. **Front Row (L-R):** Kris Miller, Malinka Salhi, Theresa Stewart, Jodie Whitaker, Ruth Mountain, Kristi Cushenberry, Tracy Davis.



1989-90 • WNIT Champions

Back Row (L-R): Assistant Coach Karen Booker, Graduate Assistant Lisa Bressman, Graduate Assistant Jane Dalton, Assistant Coach Jerry McLaughlin, Mia Daniel, Vanessa Foster-Sutton, Cathy Proctor, Lisa Ellis, Patressa Leonard, Josh Mills, Trainer Sue Stanley, Manager Susan Crabtree, Manager Tracy Livingston, Coach Sharon Fanning. **Front Row (L-R):** Kris Miller, Stacy McIntyre, Tracy Davis, Kristi Cushenberry, Tammy Dowdell, Jennifer Johnson, Malinka Salhi.



ALL-TIME TEAMS



1990-91

Back Row (L-R): Graduate Assistant Ilene Hauser, Graduate Assistant Lisa Bressman, Jennifer Gray, Christe Jordan, Cathy Proctor, Tedra Eberhart, Coach Sharon Fanning, Jocelyn Mills, Rebekah Reasor, Tiundra Love, Pattresa Leonard, Assistant Coach Karen Booker, Assistant Coach Jerry McLaughlin. **Front Row (L-R):** Trainer Lucrecia Hunter, Manager Mia Daniel, Stacy McIntyre, Jamie Hobgood, Tracey Davis, Kristi Cushenberry, Kayla Campbell, Karen Killen, Manager Jennifer Johnson, Manager Stacy Buzzanca.



1991-92

Back Row (L-R): Publicist Gail Dent, Assistant Coach Jerry McLaughlin, Assistant Coach Myra Fishback, Jocelyn Mills, Cathy Proctor, Christe Jordan, Karri Koach, Coach Sharon Fanning, Jennifer Gray, Pattresa Leonard, Tiundra Love, Mia Daniel, Student Asst. Brandi Dunigan, Trainer Kim Bartley, Graduate Asst. Ilene Hauser. **Front Row (L-R):** Mgr. Kevin Quatman, Manager Diana Pardee, Stacey Reed, Kayla Campbell, Rebekah Reasor, Stacy McIntyre, Kristi Cushenberry, Tedra Eberhart, Karen Killen, Mgr. Stacy Buzzanca, Trainer Charlie Penny.



1992-93

Back Row (L-R): Manager Sherri Hammons, Graduate Assistant Jennifer Kroll, Coach Jerry McLaughlin, Christina Jansen, Christe Jordan, Karri Koach, Coach Sharon Fanning, Jennifer Gray, Becky McKinley, Julie Swarens, Coach Ilene Hauser, Manager Nancy Eckland, Graduate Trainer Heidi Britten. **Front Row (L-R):** Manager Steven Duanhoo, Student Trainer Ericka Kennedy, Stacey Reed, Kayla Campbell, Cathy Proctor, Jocelyn Mills, Mia Daniel, Tedra Eberhart, Manager Brandi Dunigan, Manager Kevin Quatman.



1993-94

Back Row (L-R): Publicist Gail Dent, Grad. Asst. Trainer Jennifer Wheeler, Student Trainer Jennifer Stewart, Academic Asst. Ester Cruz, Chrissy Roberts, Lyssa Simpson, Anne Sarkalahti, Karri Koach, Keeoma Warford, Stephanie Higginbotham, Stephanie Baker, Mgr Steven Duanhoo, Mgr Nancy Eckland, Mgr Jeanna Wagner, Staff Asst. Lee Reedy. **Front Row (L-R):** Coach Sharon Fanning, Asst. Coach Jerry McLaughlin, Stacey Reed, Tedra Eberhart, Kayla Campbell, Jennifer Gray, Christe Jordan, Christiana Jansen, Julie Swarens, Asst. Coach Ilene Hauser, Grad. Asst. Coach Jennifer Kroll.



1994-95

Back Row (L-R): Assistant Coach Karen Booker, Shaundra Roberts, Keeoma Wardford, Kim Denkins, Anne Sarkalahti, Vonda Jackson, Latasha Peterson, Stephanie Higginbotham, Assistant Coach Dawn Bryant. **Front Row (L-R):** Coach Sharon Fanning, Kristie Combs, Christina Jansen, Stephanie Baker, Karri Koach, Stacey Reed, Julie Swarens-Beickman, Chrissy Roberts, Graduate Assistant Kerry Cremeans.



1995-96

Back Row (L-R): Assistant Coach Ken Byrd, Assistant Coach Carolyn Peck, Shawn Manning, Marcia Webb, Kim Denkins, Vonda Jackson, Carmen Greenfield, Assistant Coach Kerry Cremeans, Coach Bernadette Locke-Mattox. **Front Row (L-R):** Domonique Mitchell, Tiffany Wait, Christina Jansen, Julie Swarens-Beickman, Shaundra Roberts, Torri Tillman.



1996-97

Back Row (L-R): Assistant Coach Ken Byrd, Coach Bernadette Mattox, Tiffany Wait, Kim Denkins, Katie Vieth, Vonda Jackson, Shawn Manning, Assistant Coach Leslie Nichols, Assistant Coach Mollie McClure. **Front Row (L-R):** Natalie Martinez, Nikki Hay, Shaundra Roberts, Robyn Embry, Patrice Boyd.



1997-98

Back Row (L-R): Coach Bernadette Mattox, Assistant Coach Rick Griffith, Stephanie Christman, Vonda Jackson, Katie Vieth, Kim Denkins, Laura Meadows, Assistant Coach Millie McClure, Assistant Coach Leslie Nichols. **Front Row (L-R):** Natalie Martinez, Natasha Ross, Tiffany Wait, Nikki Hay, Patrice Boyd, Jaye Barnes, Kenya Young.



ALL-TIME TEAMS



1998-99

Back Row (L-R): Coach Bernadette Mattox, Assistant Coach Leslie Nichols, Katie Vieth, Shantia Owens, Laura Meadows, Tanesha Seaton, Stephanie Christman, Assistant Coach Meghan Burke, Assistant Coach Rick Griffith. **Front Row (L-R):** Natalie Martinez, Rae Keith, Carolyn Alexander, Tiffany Wait, Jaye Barnes, Kenya Young, Erica Jackson, LaTonya McDole.



1999-00

Back Row (L-R): Assistant Coach Rick Griffith, Assistant Coach Leslie Nichols, Tanesha Seaton, Shantia Owens, Katie Vieth, Laura Meadows, Stephanie Christman, LaTonya McDole, Assistant Coach Meghan Burke, Coach Bernadette Mattox. **Front Row (L-R):** Nikki Young, Natalie Martinez, Carolyn Alexander, Tiffany Wait, Melissa Langelier, Erica Jackson, Rita Adams.



2000-01

Back Row (L-R): Trainer Amy Plas Marlin, Assistant Coach Meghan Burke, Assistant Coach Rick Griffith, Assistant Coach Leslie Nichols, Strength and Conditioning Graduate Assistant Jason Nehring. **Middle Row (L-R):** Shareon "Niecee" Patterson, Shambriica Jones, Aisha Bonets, Selia Helm, LaTonya McDole, Alvine Mendeng. **Front Row (L-R):** Danyelle Payne, Dasieka Hawthorne, Nikki Young, Coach Bernadette Mattox, Rita Adams, Kristin Conolly, Stephanie Stoglin.



2001-02

Back Row (L-R): Trainer Amy Marlin, Assistant Coach Trey Clark, Assistant Coach Rick Griffith, Assistant Coach Leslie Nichols, Strength and Conditioning Graduate Asst. Jason Nehring. **Middle Row (L-R):** Danyelle Payne, Shambriica Jones, Keiko Miller-Tate, Selia Helm, LaTonya McDole, Alvine Mendeng, Jenerrie Everette, Stephanie Stoglin. **Front Row (L-R):** Dasieka Hawthorne, Sara Potts, Coach Bernadette Mattox, Kristin Conolly, Rita Adams.



2002-03

Back Row (L-R): Trainer Pam Waller, Assistant Coach Trey Clark, Assistant Coach Scott Groninger, Assistant Coach Leslie Nichols, Strength and Conditioning Graduate Asst. Jason Nehring. **Middle Row (L-R):** Kristen Grassi, Jenerrie Everette, Keiko Tate, Jennifer Humphrey, Selia Helm, Stephanie Stumbo (not pictured), Shambriica Jones, Danyelle Payne. **Front Row (L-R):** Jenny Pfeiffer, Rita Adams, Coach Bernadette Mattox, Sara Potts, Racquel Ellis.



2003-04

Back Row (L-R): Afton Perry, Jennifer Goin, Keiko Tate, Jennifer Humphrey, Selia Helm, Jenerrie Everette, Shambriica Jones, Stephanie Stumbo, E'Lisa Ladson. **Front Row (L-R):** Assistant Coach Matthew Mitchell, Coach Mickie DeMoss, Angela Phillips, Nastassia Alcius, Danyelle Payne, Jenny Pfeiffer, Sara Potts, Racquel Ellis, Assistant Coach Niya Butts, Assistant Coach Pam Stackhouse.



2004-05

Back Row (L-R): Chante' Bowman, Keiko Tate, Eleia Roddy, Jennifer Humphrey, Sarah Elliott, Afton Perry, Stephanie Stumbo, Sade Buley. **Front Row (L-R):** Assistant Coach Matthew Mitchell, Coach Mickie DeMoss, Angela Phillips, Nastassia Alcius, Danyelle Payne, Sara Potts, Samantha Mahoney, Assistant Coach Pam Stackhouse, Assistant Coach Niya Butts.



2005-06

Back Row (L-R): LaQwesa "Moe" Gamble, Jenn'e Jackson, Jennifer "Lanky" Humphrey, Sarah Elliott, Eleia Roddy, Afton Perry, Stephanie Stumbo, Chante' Bowman. **Front Row (L-R):** Assistant Coach Vonn Read, Head Coach Mickie DeMoss, Carly Ormerod, Oreonna Taylor, Samantha Mahoney, Nastassia Alcius, Jenny Pfeiffer, Assistant Coach Pam Stackhouse, Assistant Coach Niya Butts.



ALL-TIME TEAMS



2006-07

Back Row (L-R): Brittany Edelen, Jenn'e Jackson, Jennifer Humphrey, Sarah Elliott, Eleia Roddy, Lydia Watkins, Amani Franklin.
Front Row (L-R): Assistant Coach Vonn Read, Head Coach Mickie DeMoss, Carly Ormerod, Chanté' Bowman, Nastassia Alicus, Samantha Mahoney, Jenny Pfeiffer, Moe Gamble, Assistant Coach Pam Stackhouse, Assistant Coach Niya Butts.



2007-08

Back Row (L-R): Christian Stefanopoulos (Video Coordinator), Leslie Lusk (Student Trainer), Melinda Redinger (Mgr.), Stephanie Tracey-Simmons (Strength Coach), Tricia Matsyak (Head Trainer), Katie Kaiser (Mgr.), Beth Davis (Administrative Assistant).
Middle Row (L-R): Assistant Coach Wendy Palmer, Assistant Coach Vonn Read, Lydia Watkins, Jenn'e Jackson, Eleia Roddy, Sarah Elliott, Catina Bett, Amani Franklin, Victoria Dunlap, (Assoc. Head Coach Niya Butts), Pam Stackhouse (Asst. AD/Women's Basketball), Matthew Mitchell (Head Coach). **Front Row (L-R):** Brittany Edelen, Amber Smith, Carly Ormerod, Chanté Bowman, Samantha Mahoney, Carly Morrow, Ali Lomax, Chelsea Chowning.



2008-09

Back Row (L-R): Lindsay Halligan (Mgr.), Dr. Robert Hosey (Team Doctor), Dean DiMarco (Mgr.), Melinda Redinger (Mgr.), Stephanie Tracey-Simmons (Strength Coach), Tricia Matsyak (Head Trainer), David Stefanopoulos (Mgr.), Donovan Rogers (Mgr.), Angelique Moss (Student Trainer). **Middle Row (L-R):** Pam Stackhouse (Asst. AD/Women's Basketball), Sarah Rowe, Amani Franklin, Jenn'e Jackson, Jackie Sanders, Catina Bett, Eleia Roddy, Lydia Watkins, Victoria Dunlap, Rebecca Gray, Keyla Snowden, Christian Stefanopoulos (Video Coordinator). **Front Row (L-R):** Assistant Coach Kyra Elzy, Matthew Mitchell (Head Coach), Brittany Edelen, Carly Ormerod, Amber Smith, Carly Morrow, Assistant Coach Matt Insell, Assistant Coach Wendy Palmer.



2009-10

Back Row (L-R): Stephanie Campbell (Admin. Assistant), Brian Sensibaugh (Mgr.), B.J. Hazelwood (Mgr.), Stephanie Tracey-Simmons (Strength Coach), Christian Stefanopoulos (Video Coordinator), Donovan Rogers (Mgr.), David Stefanopoulos (Mgr.), Amy Tilley (Recruiting Assistant). **Middle Row (L-R):** Assistant Coach Matt Insell, Assistant Coach Shalon Pillow, Amani Franklin, Brittany Henderson, Anna Cole, Lydia Watkins, Victoria Dunlap, Assistant Coach Kyra Elzy, Pam Stackhouse (Asst. AD/Women's Basketball). **Front Row (L-R):** A'dia Mathies, Rebecca Gray, Crystal Riley, Matthew Mitchell (Head Coach), Amber Smith, Carly Morrow, Keyla Snowden. (Not pictured: Bernisha Pinkett)



2010-11

Back Row (L-R): Kyra Elzy (Associate Head Coach), Sarah Gerichs (Student Athletic Trainer), Karen Hewitt (Video Coordinator), Stephanie Campbell (Admin. Assistant), Nikki Stewart (Recruiting Assistant), Phillip Smith (Mgr.), David Stefanopoulos (Mgr.), Brian Sensibaugh (Mgr.), Donovan Rogers (Mgr.), Shalon Pillow (Assistant Coach). **Middle Row (L-R):** Assistant Coach Matt Insell, Stephanie Tracey-Simmons (Strength Coach), Amber Smith, Carly Morrow, Brittany Henderson, Samantha Drake, Sarah Beth Barnett, Victoria Dunlap, A'dia Mathies, Courtney Jones (Senior Athletic Trainer), Pam Stackhouse (Asst. AD/Women's Basketball). **Front Row (L-R):** Maegan Conwright, Jennifer O'Neill, Crystal Riley, Matthew Mitchell (Head Coach), Keyla Snowden, Bernisha Pinkett, Kastine Evans.



2011-12

Back Row (L-R): Sarah Gerichs (Student Athletic Trainer), Amy Tilley (Staff Support Associate), Karen Hewitt (Video Coordinator), Angela Schoenherr (Staff Support Associate), Stephanie Tracey-Simmons (Strength & Conditioning Coach), Courtney Jones (Senior Athletic Trainer), Kalee Robertson (Mgr.), Rachel Smith (Mgr.), Storm Dickerson (Mgr.). **Middle Row (L-R):** Brian Sensibaugh (Mgr.), Kevin Stewart (Mgr.), Kastine Evans, Maegan Conwright, Brittany Henderson, DeNesha Stallworth, Samantha Drake, Azia Bishop, Samarie Walker, Bra'Shey Ali, Bria Goss, Donovan Rogers (Mgr.), David Stefanopoulos (Mgr.). **Front Row (L-R):** Ukari Figgs (Asst. AD/Women's Basketball), Kyra Elzy (Associate Head Coach), Bernisha Pinkett, Crystal Riley, Amber Smith, Matthew Mitchell (Head Coach), Keyla Snowden, Jennifer O'Neill, A'dia Mathies, Matt Insell (Assistant Coach), Shalon Pillow (Assistant Coach).



ALL-TIME TEAMS



2012-13

Back Row (L-R): Morgan Jett (Mgr.), Amy Tilley (Staff Support Associate), Courtney Jones (Senior Athletic Trainer), Angela Schoenherr (Staff Support Associate), Tiffany Hayden (Academic Counselor), Brian Sensibaugh (Mgr.), Brice Littlepage (Mgr.), Justin McKinley (Mgr.), Storm Dickerson (Mgr.). **Middle Row (L-R):** Bob Dunn (Video Coordinator), Crystal Riley (Student Assistant), Shalon Pillow (Assistant Coach), Danielle Santos (Assistant Coach), Brittany Henderson, Jelléah Sidney, Denesha Stallworth, Samantha Drake, Azia Bishop, Samarie Walker, Maegan Conwright, Matt Insell (Assistant Coach), Ukari Figgs (Asst. AD/Women's Basketball), Stephanie Tracey-Simmons, Strength & Conditioning Coach. **Front Row (L-R):** Bernisha Pinkett, Jennifer O'Neill, Bria Goss, Matthew Mitchell (Head Coach), A'dia Mathies, Kastine Evans and Janee Thompson.



2013-14

Back Row (L-R): Danielle Santos (Assistant Coach), Jeff House (Assistant Coach), Shalon Pillow (Assistant Coach), Storm Dickerson (Mgr.), Morgan Jett (Mgr.), Brice Littlepage (Mgr.), Tiffany Hayden (Academic Counselor), Justin Mathis (Mgr.), Courtney Jones (Senior Athletic Trainer), Beth Price (Staff Support Associate), Amy Tilley (Administrative Support Associate). **Middle Row (L-R):** Bob Dunn (Video Coordinator), Kyvin Goodin-Rogers, Jelléah Sidney, DeNesha Stallworth, Samantha Drake, Azia Bishop, Samarie Walker, Bernisha Pinkett, Ukari Figgs (Asst. AD/Women's Basketball), John Spurlock (Strength & Conditioning Coach), Crystal Riley (Staff Support Associate). **Front Row (L-R):** Linnae Harper, Bria Goss, Kastine Evans, Matthew Mitchell (Head Coach), Jennifer O'Neill, Janee Thompson, Makayla Epps.



2014-15

Back Row (L-R): Morgan Jett (Mgr.), Abby Newton (Student Athletic Trainer), Courtney Jones (Senior Athletic Trainer), Beth Price (Staff Support Associate), John Spurlock (Strength & Conditioning Coach), Tiffany Hayden (Academic Counselor), Will Alton (Video Coordinator), Eric Huster (Mgr.), Alex Day (Mgr.). **Middle Row (L-R):** Amani Franklin (Staff Support Associate), Crystal Riley (Staff Support Associate), Tamika Williams (Assistant Coach), Christian Stefanopoulos (Assistant Coach). **Back Row (L-R):** Alyssa Rice, Jelléah Sidney, Alexis Jennings, Ivana Jakubcova, Azia Bishop, Kyvin Goodin-Rogers, Adeniyi Amadou (Assistant Coach), Amy Tilley (Asst. AD/Women's Basketball), Korte Wilson (Equipment Mgr.), Storm Dickerson (Mgr.). **Front Row (L-R):** Jaycee Coe, Janee Thompson, Bria Goss, Head Coach Matthew Mitchell, Jennifer O'Neill, Linnae Harper, Makayla Epps.



2015-16

Back Row (L-R): Alex Day (Mgr.), Mitchell Long (Mgr.), Camryn Whitaker (Assistant Coach), Tamika Williams-Jeter (Assistant Coach), Allison King (Mgr.), Torian Akins (Mgr.), Courtney Jones (Athletic Trainer), Beth Price (Staff Support Associate), John Spurlock (Strength & Conditioning), Tiffany Hayden (Academic Counselor), Will Alton (Video Coordinator), Morgan Jett (Mgr.), Kim Troxall (Creative Director), Korte Wilson (Equipment Manger), Adeniyi Amadou (Assistant Coach), Amani Franklin (Staff Support Associate). **Middle Row (L-R):** Morgan Rich, Evelyn Akhator, Alyssa Rice, Ivana Jakubcova, Alexis Jennings, Batouly Camara, Kyvin Goodin-Rogers, Makenzie Cann. **Front Row (L-R):** Maci Morris, Chrishae Rowe, Janee Thompson, Matthew Mitchell (Head Coach), Linnae Harper, Makayla Epps, Taylor Murray.

ALL-TIME ROSTER BY PREVIOUS COLLEGE/UNIVERSITY

1982-83	Terri Naiser – Hanover College		Kristen Grassi – Hill Junior College Samantha Newton – Wabash Valley Junior College
1985-86	Shelly Miller – Penn St. (played volleyball)		
1989	Mary Custard – Lees Junior College Ruth Ann Mountain – Lees Junior College Theresa Stewart – Lees Junior College	2004	E'Lisa Ladson – Wesleyan College (Ga.)
1989-90	Vanessa Foster-Sutton – Truett-McConnell Junior College Malinka Salhi – Independence Junior College Lisa Ellis – Oregon St., Long Beach St.	2004-07	Nastassia Alcuis – Dayton
1991-92	Rebekah Reasor – Chowah Junior College	2008	Chelsea Chowning – Xavier
1993-95	Stephanie Baker – Sullivan Junior College	2009-10	Rebecca Gray – North Carolina Jackie Sanders – Gulf Coast Community College
1997-98	Nikki Hay – Northeastern Oklahoma Junior College	2009-12	Keyla Snowden – Akron Crystal Riley – LSU
1998-99	Jaye Barnes – Florida Community College	2012-14	Samarie Walker – Connecticut DeNesha Stallworth – California
1999	Rae Keith – Cincinnati St. Community College	2013-15	Jelléah Sidney – Chipola Junior College
1999-00	Erica Jackson – Central Florida Community College Shantia Owens – Trinity Valley Community College	2014-16	Ivana Jakubcova – Murray State College
2002	Shareon Patterson – Pensacola Junior College	2015-pres.	Evelyn Akhator – Chipola Junior College Makenzie Cann – Cincinnati
2003-04	Racquel Ellis – Cincinnati St. Community College	2016-pres.	Ogechi Anyagaligbo – Stony Brook Jessica Hardin – Bellarmine



CATS IN THE PROFESSIONAL/INTERNATIONAL RANKS



Azia Bishop
Ses Okullari 55 Genclik (Turkey), 2015-16
TS Ostrovia Ostrow (Poland), 2016-present

Victoria Dunlap
Washington Mystics (WNBA), 2011-2012
Ankara (Turkey), 2011
Hapoel Rishon Lezion (Israel), 2012
Seattle Storm (WNBA), 2012
Sport León (Spain), 2015
Aros Leon Cuna del Parlemetarismo, 2016

Kastine Evans
Leicester Riders (England), 2014-15



Amani Franklin
BC Nokia (Finland), 2012-2013
TG 1889 Sandhausen (Germany), 2011-2012
TSV Amicitia Viernheim (Germany), 2010-2011

Bria Goss
Hyvinkaan Ponteva (Finland), 2015-present

Jennifer Humphrey
Basket Landes (France), Sept. 2011-2013
Basket Landes (France), Oct. 2010 - May 2011
Calais (France), Sept. 2009 - April 2010
Basket Landes (France), Jan. 2009 - April 2009
Maccabi Bnot Ashod (Israel), Oct. 2008 - Dec. 2008
Lodz (Poland), Oct. 2007 - April 2008



A'dia Mathies
Los Angeles Sparks (WNBA), 2013-14
Ramat Hasharon (Israel) 2014-15

Jennifer O'Neill
Minnesota Lynx (WNBA), 2015
Hapoel Rishon Le-Zion (Israel) 2015-16

Shantia Owens
Miami Sol (WNBA), 2000
Charlotte Sting (WNBA), 2000-2002
Gran Canaria (Spain), 2000
Ensino (Spain), 2000
Mersin (Turkey), 2006
Boa Viagem (Portugal), 2007
Odra Brzeg (Poland), 2007-2008



Eleia Roddy
Ensino (Spain), 2010

Valerie Still
Columbus Quest (APL), 1996-99
Washington Mystics (WNBA), 1999
Orlando Miracle (WNBA), 2002,
Assistant Coach
Washington Mystics (WNBA), 2001,
Assistant Coach
GBC Milano (Italy), 1983-1985
GEAS/ Spagetti Express Sesto San Giovanni
Italy), 1985-1988
Nuvenia Magenta (Italy), 1988-1990
Pool Comense Como (Italy), 1990-1991
Sireg Alzate Brianza (Italy), 1991-1992
Conad Cesena (Italy), 1992-1993
Famila Schio (Italy), 1994



DeNesha Stallworth
Stadium Casablanca (Spain), 2014-2015
Universitario de Ferrol (Spain), 2015
SEQ Basketball (Australia), 2015-16
Canberra Capitals (Australia), 2016
TS Wisla Krakow (Poland), 2016
Artego Bydgoszcz (Poland), 2016-present



Jancee Thompson
SV Halle Lions, 2017-present

Tiffany Wait
Orlando Miracle (WNBA), 2000-2002

Samarie Walker
Stadium Casablanca (Spain), 2014-2015
Mann Filter Zaragoza (Spain), 2015
Gran Canaria (Spain), 2015
Gladstone Port City Power (Australia), 2015
Sudova-Mantinga Marijampole (Lithuania), 2016
Visby Ladies (Sweden), 2016-present



2014 WNBA Draft

DeNesha Stallworth Connecticut Sun
3rd round (25th pick overall)

2013 WNBA Draft

A'dia Mathies Los Angeles Sparks
1st round (10th pick overall) - *Highest pick in program history*

2011 WNBA Draft

Victoria Dunlap Washington Mystics
1st round (11th pick overall)

2000 WNBA Draft

Shantia Owens Phoenix Mercury
4th round (53rd pick overall)*

*Did not play for team that drafted her

Professional Awards/Honors

- 1997, ABL Finals MVP, Valerie Still, Columbus Quest
- 1998, ABL Finals MVP, Valerie Still, Columbus Quest
- All-ABL Team (top 10 players in the ABL League), . . . Valerie Still
- 8-time Italian League All-Star, Valerie Still



Jennifer O'Neill



CATS REPRESENT AMERICA

Linnae Harper (2013 and 2015)

Harper played for the U19 World Championship team, helping the USA reach a 9-0 record and win a gold medal in Lithuania. She averaged 8.4 points, 5.0 rebounds, 3.6 assists and 2.0 steals per game. In 2015, Harper was a member of the USA Women's Pan American Team which went 4-1, falling to Canada in the gold-medal game. Harper averaged 8.2 points, 1.8 rebounds and a team-high tying 1.8 steals per game, playing in all five contests.

Liz Lukschu/Maria Donhoff (1978)

Both Lukschu and Donhoff won a silver medal in the Junior Pan American Games (1978) with the USA National Junior Women's Basketball team that toured South America.

Valerie Still (1980, 81, 82)

Following her freshman and junior year, Still played for the USA R. William Jones Cup team in Taipei, Taiwan. In the summer of 1981, she competed for the U.S. in the World University Games in Romania, where she helped lead the team to a silver medal.

Patty Jo Hedges (1983)

Hedges was a member of the silver medal winning 1983 USA World Championship Team which compiled a 6-2 record in Sao Paulo, Brazil. Hedges was also a member of the gold medal winning 1983 Junior Pan American Games, which registered a perfect 5-0 record in Caracas, Venezuela.

Bebe Croley (1985, 86)

Croley represented UK two straight years (1985 and '86) on the USA Select squad. In the summer of 1985, Croley and the US squad toured Europe and participated in the Jones Cup competition in Taiwan. In 1986, the Select team competed in the Canadian Invitational games. It marked the second straight year Bebe was named to the USA team.

Jodie Whitaker (1986, 87)

Whitaker played on the Gold medal-winning South squad in the summer of 1986 and went on to compete on the USA Junior Pro team that competed in the Jones Cup tournament in Taiwan in 1987.

Stacey Reed (1995)

Reed won a silver medal as a member of the World University Games Team. She then helped the USA Basketball's Jones Cup team take a Gold medal in Taiwan. She was a member of the USA Junior Select team in the summer of 1992.

Bernadette Mattox (1998)

Mattox was the first head coach for a women's basketball team at UK to be selected to coach at the USA Women's World Championship. Mattox helped lead the 1998 World Championship team to an 8-0 record and its third gold medal by defeating Russia 71-65.



STACEY REED



Valerie Still



BEBE CROLEY

PATTY JO HEDGES



RETIRED JERSEY - VALERIE STILL

UK's All-Time Leading Scorer and Rebounder, UK Hall of Fame Charter Class

Some programs have a once-in-a-lifetime player who serves as a standard for all future student-athletes. An exceptional personality. An outstanding role model. A great basketball player. For Kentucky, that player is Valerie Still.

Although Still played long ago (1979-83), she remains the "Top Cat" in UK women's basketball annals. She was honored as such on Jan. 12, 2003 with a jersey retirement ceremony at halftime of the Alabama game. She became the first female letter winner in any UK sport to have her jersey retired.

Still is the leader among all Wildcats (men or women) for career scoring (2,763) and rebounding (1,525). She was a three-time consensus All-American. She led the program in scoring four-straight seasons with a career average of 23.2 points. At one point during the 1981-82 season, she led the nation in both scoring and rebounding before finishing second in both categories (24.8 ppg and 14.3 rpg).

She led the Cats to their highest national ranking (4th) in 1983 and helped UK roll up a 30-game home court win streak from 1980-82.

In 1983, Still led the sixth-ranked Cats to an 80-66 upset over powerhouse Old Dominion before a record crowd of 10,622 in UK's Memorial Coliseum.

After leaving Kentucky, Still had a successful career in the Italian Professional League. While in Italy, Still was a television actress and hosted her own TV show, "Still Basket." She is also an accomplished print model and a professional caliber jazz, pop and concert pianist.


Upon her return to the United States, Still became a charter member of the American Basketball League for Women and was a two-time MVP of the ABL Championship Series. Still later played for the Washington Mystics of the WNBA before retiring from basketball. She also was an assistant coach for the Orlando Miracle for two seasons.

Still returned to Lexington to complete her degree in animal sciences and graduated with honors in 2001. She went on to earn a master's degree in African American and African studies at The Ohio State University and is working on a doctorate dissertation from there as well.

In September 2005, Still was inducted into the charter class in the newly created UK Athletics Hall of Fame. She was the only female of the 88 inductees.

Still currently lives in Palmyra, N.J. with her son, Aaron, who is attending the Naval Academy Preparatory School. Recently, Still has starred in

OWN's "Mom's Got Game" a reality show which explores the relationship with former WNBA basketball star Pamela McGee and her 25-year-old son, Denver Nuggets center, JaVale McGee. She also owns a publishing company, STILL Publications. One of her first projects was the release of UK legendary sports writer Russell Rice's latest book on UK basketball, "Big Blue Nation: Kentucky's Native Sons and Daughters."



Still was presented with the key to the city of Lexington in 2003.

UK Athletics Director Mitch Barnhart and former UK President Dr. Lee Todd, Jr., present Still with her Hall of Fame honor in September 2005.



KENTUCKY CAREER RECORDS

GAMES PLAYED

Player	Years	G
1. A'dia Mathies (G)	2010-13	140
2. Kastine Evans (G)	2011-14	139
3. Brittany Henderson (F)	2010-13	136
4. Azia Bishop (C)	2012-15	134
Bria Goss (G)	2012-15	134
6. Victoria Dunlap (F)	2008-11	133
Jennifer O'Neill (G)	2011-15	133
8. Sam Mahoney (G)	2005-08	132
Sarah Elliott (C)	2005-08	132
Bernisha Pinkett (G)	2011-14	132

GAMES STARTED

Player	Years	G
1. A'dia Mathies	2010-13	139
2. Victoria Dunlap	2008-11	133
3. Sam Mahoney	2005-08	121
4. Valerie Still	1979-83	119
Bria Goss	2012-15	119
6. Tiffany Wait	1995-2000	117
7. Lea Wise	1979-83	116
8. Stacey Reed	1991-95	110
9. Patty Jo Hedges	1979-83	109
Amber Smith	2008-12	109

CAREER SCORING

Player	Season	G	Avg	Pts
1. Valerie Still (C)	1979-83	119	23.2	2,763
2. A'dia Mathies (G)	2010-13	140	14.4	2,014
3. Victoria Dunlap (F)	2008-11	133	13.9	1,846
4. Leslie Nichols (F)	1982-86	111	18.2	1,797
5. Sam Mahoney (G)	2005-08	132	12.1	1,601
5. Pam Browning (C)	1974-78	107	14.9	1,598
7. Sara Potts (G/F)	2001-05	117	13.4	1,563
8. Sarah Elliott (C)	2005-08	132	11.4	1,502
9. Liz Lukschu (C)	1977-81	119	12.5	1,488
10. SeSe Helm (C)	2000-04	108	13.8	1,487

SCORING AVERAGE

Player	Season	G	Pts	Avg
1. Valerie Still	1979-83	119	2,763	23.2
2. Leslie Nichols	1982-86	111	1,797	18.2
3. Pam Browning	1974-78	n/a	1,598	14.9
4. A'dia Mathies	2010-13	140	2,014	14.4
5. Bebe Croley	1984-88	94	1,399	14.2
6. Victoria Dunlap	2008-11	133	1,846	13.9
7. SeSe Helm	2000-04	108	1,487	13.8
8. Sara Potts	2001-05	117	1,563	13.4
9. Stacey Reed	1991-95	114	1,482	13.0
10. Jodie Whitaker	1985-89	111	1,433	12.9

FIELD GOALS MADE

Player	Seasons	G	FGA	FGM
1. Valerie Still	1979-83	123	1,931	1,118
2. Leslie Nichols	1982-86	111	1,448	757
3. A'dia Mathies	2010-13	140	1,687	712
4. Victoria Dunlap	2008-11	133	1,473	696
5. Sarah Elliott	2005-08	132	1,221	657
6. SeSe Helm	2000-04	108	1,195	590
7. Elisabeth Lukschu	1977-81	119	999	586
8. Jodie Whitaker	1985-89	111	1,317	571
9. Belitta Croley	1984-88	94	1,148	569
10. Sam Mahoney	2005-08	132	1,436	560

FIELD GOALS ATTEMPTED

Player	Seasons	G	FGM	FGA
1. Valerie Still	1979-83	123	1,118	1,931
2. A'dia Mathies	2010-13	140	712	1,687
3. Victoria Dunlap	2008-11	133	696	1,473
4. Leslie Nichols	1982-86	111	757	1,448
5. Sam Mahoney	2005-08	132	560	1,436
6. Sara Potts	2001-05	117	552	1,389

7. Stacey Reed	1991-95	114	512	1,318
8. Jodie Whitaker	1985-89	111	571	1,317
9. Jennifer O'Neill	2011-15	133	472	1,255
10. Sarah Elliott	2005-08	132	657	1,221

FIELD GOAL PERCENTAGE (MIN. 400 ATTEMPTS)

Player	Seasons	FGM	FGA	Pct
1. Liz Lukschu	1977-81	586	999	.587
2. Valerie Still	1979-83	1,118	1,931	.578
3. Debbie Miller	1983-87	396	699	.560
4. Sarah Elliott	2005-08	657	1,221	.538
5. Leslie Nichols	1982-86	757	1,448	.523
6. J. Humphrey	2003-07	365	714	.511
7. Karen Mosley	1982-86	470	909	.510
8. Lisa Collins	1980-84	415	815	.509
9. DeNesha Stallworth	2013-14	332	662	.502
10. Samarie Walker	2012-14	339	677	.501

3-POINT FIELD GOALS MADE

Player	Years	Pct	3FGA	3FG
1. Sara Potts	2001-05	.377	719	271
2. Jennifer O'Neill	2011-15	.349	564	197
3. A'dia Mathies	2010-13	.368	481	177
4. Keyla Snowden	2010-2012	.369	477	176
5. Stacey Reed	1991-95	.320	548	175
6. Jenny Pfeiffer	2003-07	.347	467	162
7. Tiffany Wait	1995-2000	.361	319	115
8. Sam Mahoney	2005-08	.318	355	113
9. Bria Goss	2012-15	.306	366	112
10. Kristi Cushenberry	1988-92	.397	277	110

3-POINT FIELD GOALS ATTEMPTED

Player	Years	Pct	3FG	3FGA
1. Sara Potts	2001-05	.377	271	719
2. Jennifer O'Neill	2011-Present	.349	197	564
3. Stacey Reed	1991-95	.320	176	548
4. A'dia Mathies	2010-13	.368	177	481
5. Keyla Snowden	2010-2012	.369	176	477
6. Jenny Pfeiffer	2003-07	.347	162	467
7. Carly Morrow	2008-11	.273	108	395
8. Christina Jansen	1992-96	.252	98	388
9. Bria Goss	2012-15	.306	112	366
10. Sam Mahoney	2005-08	.318	113	355

3-PT FIELD GOAL PERCENTAGE (MIN. 200 ATT.)

Player	Years	3FG	3FGA	Pct
1. Kristi Cushenberry	1988-92	110	277	39.7
2. Sara Potts	2001-05	271	719	37.7
3. Keyla Snowden	2010-2012	176	477	36.9
4. Jodie Whitaker	1985-89	80	217	36.8
A'dia Mathies	2010-13	177	481	36.8
6. Shaunda Roberts	1994-96	103	284	36.2
7. Tiffany Wait	1995-2000	115	319	36.1
8. Mia Daniel	1989-93	90	253	35.5
9. Jennifer O'Neill	2011-Present	197	564	34.9
10. Jenny Pfeiffer	2003-07	162	467	34.7

FREE THROWS MADE

Player	Seasons	G	PCT.	FTA	FTM
1. Valerie Still	1979-83	119	.704	748	527
2. Victoria Dunlap	2008-11	133	.623	714	445
3. A'dia Mathies	2010-13	140	.700	590	413
4. Bria Goss	2012-15	134	.819	486	398
5. Tiffany Wait	1996-2000	122	.792	500	396
6. Sam Mahoney	2005-08	132	.675	545	368
7. Kristi Cushenberry	1989-92	118	.780	407	318
8. Elisabeth Lukschu	1978-81	119	.687	460	316
9. Bria Goss	2012-Present	106	.825	377	311
10. Stacy McIntyre	1989-92	116	.710	416	296



KENTUCKY CAREER RECORDS

FREE THROWS ATTEMPTED

Player	Seasons	G	PCT.	FTM	FTA
1. Valerie Still	1979-83	119	.861	527	748
2. Victoria Dunlap	2008-11	133	.623	445	714
3. A'dia Mathies	2010-13	140	.700	413	590
4. Sam Mahoney	2005-08	132	.675	368	545
5. Tiffany Wait	1996-2000	122	.792	396	500
6. Bria Goss	2012-15	134	.819	398	486
7. Liz Lukschu	1978-81	119	.687	316	460
8. Stacy McIntyre	1989-92	116	.710	296	416
9. Kristi Cushenberry	1989-92	118	.780	318	407
10. LaTonya McDole	1999-2002	117	.571	232	406

FREE THROW PERCENTAGE (MIN. 200 ATT.)

Player	Seasons	G	FTM	FTA	PCT.
1. Jenny Pfeiffer	2003-07	119	247	287	.861
2. Amani Franklin	2007-10	127	192	233	.824
3. Bria Goss	2012-15	134	398	486	.819
4. Jodie Whitaker	1986-89	111	211	259	.810
5. Tiffany Wait	1996-2000	122	396	500	.792
6. Debbie Miller	1984-87	109	300	399	.790
7. Selia Helm	2001-04	108	291	369	.789
8. Sara Potts	2002-05	117	188	240	.783
9. Kristi Cushenberry	1989-92	118	318	407	.780
10. Sandy Harding	1984-87	111	173	224	.770

REBOUNDS

Player	Seasons	G	Avg	Reb
1. Valerie Still	1979-83	119	12.8	1,525
2. Victoria Dunlap	2008-11	133	8.3	1,099
3. J. Humphrey	2003-07	129	7.5	964
4. Leslie Nichols	1982-86	111	7.9	877
5. Sarah Elliott	2005-08	132	6.1	800
6. Debra Oden	1976-80	109	7.2	785
7. Samarie Walker	2012-14	96	8.1	777
8. Kim Denkins	1994-98	107	7.1	762
9. Liz Lukschu	1977-81	119	6.1	722
10. LaTonya McDole	1998-2002	116	6.1	711

REBOUNDING AVERAGE (MIN. 50 GAMES PLAYED)

Player	Seasons	G	Reb	Avg
1. Valerie Still	1979-83	119	1,525	12.8
2. Victoria Dunlap	2008-11	133	1,099	8.3
3. Samarie Walker	2012-14	96	777	8.1
4. Leslie Nichols	1982-86	111	877	7.9
5. J. Humphrey	2003-07	129	964	7.5
6. Debra Oden	1976-80	109	785	7.2
7. Kim Denkins	1994-98	107	762	7.1
8. Jocelyn Mills	1989-93	103	703	6.8
9. Bebe Croley	1984-88	94	599	6.4
10. SeSe Helm	2000-04	108	672	6.2

ASSISTS

Player	Seasons	G	Avg	Asst
1. Patty Jo Hedges	1980-83	120	6.091	731
2. Sandy Harding	1983-87	111	6.360	706
3. Jodie Whitaker	1985-89	111	4.180	464
Lea Wise	1979-83	120	3.866	464
5. Stacey Reed	1991-95	114	3.877	442
6. Amber Smith	2008-12	123	3.455	425
7. Rita Adams	1999-2003	110	3.636	400
8. Tracye Davis	1987-91	113	3.247	367
9. A'dia Mathies	2010-13	140	2.493	349
10. Janee Thompson	2012-16	119	2.916	347

ASSISTS PER GAME (MIN. 50 GAMES PLAYED)

Player	Seasons	G	Asst	Avg
1. Sandy Harding	1983-87	111	706	6.360
2. Patty Jo Hedges	1979-83	120	731	6.091
3. Jodie Whitaker	1985-89	111	464	4.180
4. Stacey Reed	1991-95	114	442	3.877

5. Lea Wise	1979-83	120	464	3.866
6. Angela Phillips	2003-05	62	230	3.710
7. Rita Adams	1999-2003	110	400	3.636
8. Amber Smith	2008-2012	123	425	3.455
9. Tracye Davis	1987-91	113	367	3.247
10. Janee Thompson	2012-16	119	347	2.916

BLOCKS

Player	Seasons	G	Avg	Blks
1. Sarah Elliott	2005-08	132	1.47	195
2. Victoria Dunlap	2008-11	133	1.34	178
3. Valerie Still	1979-83	119	1.31	156
4. Azia Bishop	2012-15	134	1.13	152
5. J. Humphrey	2003-07	129	0.83	107
6. Leslie Nichols	1982-86	111	0.92	102
7. Samarie Walker	2011-14	96	1.00	96
8. Laura Meadows	1997-2000	89	1.17	95
9. Rita Adams	1999-2003	110	0.74	81
Shantia Owens	1998-2000	61	1.33	81

BLOCKS PER GAME (MIN. 50 BLOCKS)

Player	Seasons	G	Blks	Avg
1. Sarah Elliott	2005-08	132	195	1.47
2. DeNesha Stallworth	2012-14	65	87	1.34
3. Shantia Owens	1998-2000	61	81	1.33
Victoria Dunlap	2008-11	133	178	1.33
5. Valerie Still	1979-83	119	156	1.31
6. Victoria Dunlap	2008-11	100	129	1.29
7. Laura Meadows	1997-2000	89	95	1.17
8. Lisa Ellis	1988-90	59	68	1.15
9. Azia Bishop	2012-15	134	152	1.13
10. Samarie Walker	2011-14	96	96	1.00

STEALS

Player	Seasons	G	Avg	Stls
1. A'dia Mathies	2010-13	140	2.286	320
2. Stacey Reed	1991-95	114	2.710	309
3. Victoria Dunlap	2008-11	133	2.310	307
4. Leslie Nichols	1982-86	111	2.504	278
5. Patty Jo Hedges	1979-83	120	2.266	272
6. Rita Adams	1999-2003	110	2.427	267
7. LaTonya McDole	1998-2002	117	2.076	243
8. Christina Jansen	1992-96	107	2.140	229
9. Sandy Harding	1983-87	111	2.018	224
10. Valerie Still	1979-83	119	1.689	201

STEALS PER GAME (MIN. 75 STEALS)

Player	Seasons	G	Stls	Avg
1. Stacey Reed	1991-95	114	309	2.710
2. Leslie Nichols	1982-86	111	278	2.504
3. Rita Adams	1999-2003	110	267	2.427
4. Victoria Dunlap	2008-11	133	307	2.310
5. A'dia Mathies	2010-13	140	320	2.286
6. Patty Jo Hedges	1979-83	120	272	2.266
7. Christina Jansen	1992-96	107	229	2.140
8. LaTonya McDole	1998-2002	117	243	2.076
9. Sandy Harding	1983-87	111	224	2.018

DOUBLE-DOUBLES (OVERALL/POINTS-REBOUNDS)

Player	Total
1. Valerie Still	66
2. Leslie Nichols	33
3. Victoria Dunlap	31
4. Jocelyn Mills	22
5. Kim Denkins	20
Samarie Walker	20
7. Jennifer Humphrey	16
Eleia Roddy	16
9. DeNesha Stallworth	15
10. Selia Helm	14
Karen Mosley	14



TEAM SEASON TOP-10 PERFORMANCES

POINTS

	Pts	Year
1.	2845	2013-14
2.	2733	1977-78
3.	2713	2012-13
4.	2662	2009-10
5.	2589	2011-12
6.	2571	2014-15
7.	2544	1981-82
8.	2540	1989-90
9.	2494	1980-81
10.	2465	2015-16

POINTS PER GAME

	PPG	Year
1.	83.5	1979-80
2.	83.4	1982-83
3.	81.9	1989-90
4.	81.3	2013-14
5.	80.4	1990-91
	80.4	1980-81
7.	80.1	1985-86
8.	79.5	1981-82
9.	78.0	1977-78
10.	77.9	1993-94

SCORING MARGIN

	PPG	Year
1.	17.7	1979-80
2.	17.5	2012-13
3.	16.0	1989-90
4.	14.5	2011-12
5.	14.4	1980-81
6.	14.3	2009-10
7.	14.1	2015-16
8.	12.9	1982-83
9.	12.8	2013-14
10.	9.8	1985-86

REBOUNDS

	Rebounds	Year
1.	1513	2013-14
2.	1426	1977-78
3.	1414	2014-15
4.	1413	1978-79
5.	1410	2012-13
6.	1400	2006-07
7.	1377	1981-82
8.	1368	2009-10
9.	1340	1989-90
	1340	1980-81

FGS MADE

	Made	Year
1.	1096	1977-78
2.	1045	1981-82
3.	1029	2013-14
4.	1004	1980-81
5.	1001	2012-13
6.	987	1985-86
7.	983	1979-80
8.	971	1989-90
9.	934	2015-16
10.	929	1982-83

FG ATTEMPTS

	FG Attempts	Year
1.	2550	1977-78
2.	2392	2012-13
3.	2369	2013-14
4.	2302	2011-12
5.	2271	2014-15
6.	2216	2009-10
7.	2155	2010-11
8.	2140	1981-82
9.	2091	2006-07
10.	2084	1989-90

3-POINT FIELD GOALS MADE

	Made	Year
1.	240	2012-13
2.	211	2011-12
3.	192	2013-14
4.	187	2009-10
5.	182	2010-11
6.	164	1994-95
7.	162	2004-05
8.	158	2002-03
9.	157	1991-92
10.	156	1993-94

3PT ATTEMPTS

	3PT Attempts	Year
1.	731	2012-13
2.	659	2011-12
3.	597	2010-11
4.	588	2009-10
5.	564	2013-14
6.	548	1994-95
7.	539	2014-15
8.	524	2006-07
9.	502	1992-93
10.	477	2008-09

FTS MADE

	Made	Year
1.	631	2009-10
2.	607	2014-15
3.	595	2013-14
4.	572	2010-11
5.	560	1989-90
6.	543	1991-92
7.	541	1977-78
8.	528	2011-12
9.	514	1998-99
10.	486	1980-81

FTS ATTEMPTED

	FT Attempts	Year
1.	903	2014-15
2.	891	2010-11
3.	853	1991-92
4.	825	2011-12
5.	805	1999-2000
6.	784	2012-13
7.	782	1992-93
8.	714	2008-09
9.	701	1981-82
10.	697	1991-92

ASSISTS

	Assists	Year
1.	665	1981-82
2.	590	1980-81
3.	575	1985-86
4.	567	1989-90
5.	536	1982-83
6.	511	1983-84
7.	509	1979-80
8.	507	2015-16
9.	496	2013-14
10.	483	2003-04

BLOCKS

	Blocks	Year
1.	181	2012-13
2.	152	2006-07
3.	148	2014-15
4.	145	2009-10
5.	141	2007-08
	141	2013-14
7.	135	2005-06
8.	131	2015-16
9.	130	1999-00
10.	129	2011-12

TURNOVERS FORCED

	Forced TOs	Year
1.	939	2011-12
2.	853	2012-13
3.	823	2009-10
4.	817	2010-11
5.	790	1989-90
6.	741	2014-15
7.	699	2013-14
8.	686	1977-78
9.	666	1993-94
10.	651	1999-2000

STEALS

	Steals	Year
1.	429	2012-13
2.	422	2011-12
3.	418	2009-10
4.	382	1990-91
5.	373	2010-11
6.	372	1989-90
7.	345	1993-94
8.	344	1980-81
9.	343	2013-14
10.	341	1985-86

Note: Records kept since the 1977-78 season



TEAM SINGLE-GAME TOP-10 PERFORMANCES

POINTS

- 133 vs. Baylor (12/6/13)
- 121 vs. Kentucky State (11/24/89)
- 117 vs. Bradley (11/27/13)
- 116 vs. Lipscomb (11/21/13)
- 114 vs. Kent State (11/23/90)
- 112 vs. Florida Atlantic (12/30/2000)
112 vs. Morehead State (11/18/15)
- 111 vs. Appalachian State (11/14/14)
111 vs. Charleston (1/31/86)
- 109 vs. Grambling (12/29/13)
109 vs. National College (2/22/84)

REBOUNDS

- 67 vs. Wright State (3/22/14)
67 vs. Morehead State (11/18/15)
- 66 vs. Rutgers (1/12/80)
66 vs. National College (2/9/82)
- 65 vs. Cincinnati (2/10/93)
- 63 vs. Morehead State (11/23/12)
63 vs. Duquesne (11/24/90)
63 vs. Kent State (11/23/90)
63 vs. Alabama-Birmingham (2/1/91)
- 62 vs. Murray State (11/26/10)

FGS MADE

- 53 vs. Kentucky State (11/24/89)
- 45 vs. Bradley (11/27/13)
45 vs. Lipscomb (11/21/13)
45 vs. Morris Brown (12/23/02)
- 44 vs. Wright State (3/22/14)
- 43 vs. Morehead State (11/18/15)
- 40 vs. Georgia Southern (11/13/13)
40 vs. Eastern Kentucky (2/1/94)
- 39 vs. Appalachian State (11/14/14)
39 vs. Baylor (12/6/13)
39 vs. DePaul (12/7/12)
39 vs. Marist (11/26/93)
39 vs. Ohio State (11/28/90)
39 vs. Kent State (11/23/90)

FG ATTEMPTS

- 101 vs. Marshall (2/1/78)
- 93 vs. Baylor (12/6/13)
- 92 vs. Morehead State (11/18/15)
- 90 vs. Jacksonville State (11/15/11)
- 89 vs. Morehead State (11/19/14)
89 vs. Bradley (11/27/13)
89 vs. Southern Miss (11/19/11)
- 87 vs. Mississippi State (2/12/15)
- 86 vs. Lipscomb (11/21/13)
86 vs. Morris Brown (12/23/02)

FG PERCENTAGE

- 74.1 vs. Alabama (2/7/87) 35-49
- 60.9 vs. Nicholls State (12/21/04) 39-64
- 60.7 vs. Arkansas (2/18/07) 34-56
- 60.3 vs. Tennessee State (12/22/05) 38-63
- 59.6 vs. Eastern Michigan (11/25/15) 34-57
- 59.3 vs. Chattanooga (3/20/05) 35-59
59.3 vs. Duquesne (11/28/03) 32-54
- 58.0 vs. Florida (1/31/16) 29-50
- 57.6 vs. UAB (12/18/04) 34-59
- 57.1 vs. Miami Ohio (12/1/09) 36-63

3-POINT FIELD GOALS MADE

- 14 vs. Mississippi State (1/8/12)
- 13 vs. Detroit (12/1/93)
- 12 vs. Auburn (1/20/13)
12 vs. USC Upstate (11/25/12)
12 vs. Gonzaga (3/25/12)
12 vs. Miami Ohio (12/1/09)
12 vs. Stetson (11/22/05)
12 vs. Charleston Southern (12/10/04)
- 11 vs. Colorado (11/22/15)
11 vs. Miami Ohio (11/28/12)
11 vs. Arkansas (1/5/12)
11 vs. Arkansas-Pine Bluff (12/11/11)
11 vs. Middle Tennessee (12/29/10)
11 vs. High Point (1/6/04)
11 vs. Alabama (2/23/03)
11 vs. Miami Ohio (12/21/02)
11 vs. Eastern Kentucky (2/18/93)

3PT ATTEMPTS

- 32 vs. Southern Miss (11/19/11)
32 vs. UCLA (12/28/94)
- 31 vs. Alabama (1/6/13)
31 vs. Arkansas-Pine Bluff (12/11/11)
31 vs. Morehead State (11/17/09)
- 30 vs. USC Upstate (11/25/12)
30 vs. Mississippi State (1/8/12)
30 vs. Western Kentucky (12/5/95)

FTS MADE

- 49 vs. Baylor (12/6/13)
- 36 vs. Miami Ohio (11/14/10)
36 vs. Louisville (12/20/09)
- 34 vs. Oklahoma (11/28/14)
- 33 vs. Vanderbilt (1/23/11)
33 vs. Louisville (2/19/92)
- 32 vs. Arkansas-Pine Bluff (12/11/11)
- 31 vs. Tennessee State (3/20/15)
- 29 vs. Oklahoma (3/21/16)
9 vs. North Carolina A&T (1/1/09)
29 vs. Memphis State (12/4/93)
29 vs. Ohio State (1/7/92)

FTS ATTEMPTED

- 66 vs. Baylor (12/6/13)
- 54 vs. Miami Ohio (11/14/10)
- 53 vs. Oklahoma (11/28/14)
- 52 vs. Louisville (12/20/09)
- 50 vs. Louisville (2/19/92)
- 48 vs. Vanderbilt (1/23/11)
- 44 vs. Arkansas-Pine Bluff (12/11/11)
- 43 vs. Tennessee State (12/28/14)
43 vs. Northern Kentucky (12/3/14)
43 vs. Memphis State (12/4/93)

FT PERCENTAGE (MIN 10 MADE)

- 100.0 vs. Morehead (1977)
100.0 vs. Chattanooga (11-of-11) (3/20/04)
100.0 vs. Missouri (12-of-12) (1/13/13)
100.0 vs. Furman (11-of-11) (12/6/08)
- 95.8 vs. Wake Forest (23-of-24) 12/30/04
- 95.5 vs. UConn (21-of-22) (3/27/12)
95.5 vs. Florida (21-of-22) (2/18/10)
- 94.7 vs. South Carolina (18-of-19) (2/21/10)
- 93.3 vs. Vanderbilt (14-of-15) (2/9/03)
- 92.9 vs. Indiana (13-of-14) (12/4/89)

ASSISTS

- 34 vs. Western Kentucky (2/16/81)
- 33 vs. Michigan (1/23/82) and Detroit (12/28/83)
- 32 vs. Morehead State (11/18/15)
32 vs. Kentucky State (11/24/89)
- 31 vs. Detroit (2/26/86)
31 vs. Eastern Kentucky (1/5/86)
- 30 vs. Mississippi State (1/15/90)
30 vs. East Carolina (11/28/87)
30 vs. Valdosta State (11/27/83)
30 vs. Seton Hall (12/5/81)
- 29 vs. Eastern Kentucky (2/1/94)
29 vs. Tennessee State (1/15/87)
29 vs. Old Dominion (1/23/87)
29 vs. Charleston (12/19/82)
29 vs. LSU (2/27/82)
29 vs. Florida (12/31/81)

BLOCKS

- 19 vs. North Carolina A&T (12/6/06)
- 12 vs. Wright State (3/22/14)
12 vs. Tennessee State (12/22/05)
- 11 vs. Mississippi State (1/13/08)
11 vs. Winthrop (1/3/00)
11 vs. Kentucky State (1/16/89)
- 10 vs. Ole Miss (1/14/07)
10 vs. UT-Martin (12/28/99)
10 vs. Morehead State (11/23/12)
10 vs. Texas A&M (2/18/13)
10 vs. McNeese State (11/28/09)
10 vs. Furman (12/6/08)
10 vs. Indiana (12/9/88)

TURNOVERS FORCED (83-84)

- 49 vs. Arkansas Pine Bluff (12/11/11)
- 48 vs. Jacksonville State (11/15/11)
- 46 vs. Stetson (12/20/89)
- 42 vs. Nebraska Omaha (11/23/11)
- 40 vs. Mississippi Valley State (1/1/10)
- 38 vs. USC Upstate (11/25/12)
38 vs. Louisville (12/20/09)
- 37 vs. Jackson State (11/29/15)
- 36 vs. Alcorn State (12/28/12)
36 vs. Morehead (11/12/10)
36 vs. Charleston (1/31/86)

STEALS (83-84)

- 28 vs. West Virginia (12/12/93)
- 25 vs. Arkansas Pine Bluff (12/21/10)
25 vs. Eastern Illinois (12/17/90)
- 24 vs. Georgia Southern (11/13/13)
24 vs. Morehead State (2/20/90)
- 22 vs. Louisville (1/19/94)
22 vs. UT-Chattanooga (11/30/81)
- 21 vs. USC Upstate (11/25/12)
21 vs. Arkansas Pine Bluff (12/11/11)
21 vs. Louisville (12/20/09)
21 vs. Mississippi State (1/4/92)
21 vs. Miami (Ohio) (11/26/91)
21 vs. Carson-Newman (12/13/80)
21 vs. Morehead State (3/4/78)

Note: Records kept since the 1977-78 season



KENTUCKY SINGLE-SEASON RECORDS

POINTS

Player	Season	G	PPG	PTS
1. Valerie Still	1981-82	32	24.8	794
2. Valerie Still	1982-83	28	25.0	700
3. Pam Browning	1976-77	26	25.5	663
4. Valerie Still	1979-80	29	22.1	641
5. Victoria Dunlap	2009-10	35	18.1	633
6. Valerie Still	1980-81	30	20.9	628
7. A'dia Mathies	2012-13	36	16.1	579
8. Victoria Dunlap	2010-11	33	17.0	562
9. Makayla Epps	2015-16	32	17.1	546
10. Sara Potts	2001-05	33	15.6	530

SCORING AVERAGE

Player	Season	G	Pts	Avg
1. Pam Browning	1976-77	26	663	25.5
2. Valerie Still	1982-83	28	700	25.0
3. Valerie Still	1981-82	32	794	24.8
4. Valerie Still	1979-80	29	641	22.1
5. Valerie Still	1980-81	31	628	20.9
6. Leslie Nichols	1984-85	27	497	18.4
7. Leslie Nichols	1983-84	27	496	18.4
8. Stacey Reed	1993-94	28	509	18.2
9. Victoria Dunlap	2009-10	35	633	18.1
10. Bebe Croley	1986-87	28	495	17.7

FIELD GOALS MADE

Player	Season	G	FGA	FGM
1. Valerie Still	1981-82	32	565	329
2. Valerie Still	1982-83	28	456	273
3. Valerie Still	1980-81	30	447	260
4. Valerie Still	1979-80	29	463	256
5. Victoria Dunlap	2009-10	35	459	228
6. Leslie Nichols	1984-85	27	423	211
7. Belitta Croley	1987-88	23	409	209
8. Sarah Elliott	2006-07	34	372	208
9. Leslie Nichols	1983-84	27	379	208
10. Makayla Epps	2015-16	32	438	207

FIELD GOALS ATTEMPTED

Player	Season	G	FGM	FGA
1. Valerie Still	1981-82	32	329	565
2. Valerie Still	1979-80	29	256	463
3. Victoria Dunlap	2009-10	35	228	459
4. Valerie Still	1982-83	28	273	456
5. Victoria Dunlap	2010-11	33	206	450
6. Valerie Still	1980-81	30	260	447
7. Sara Potts	2004-05	34	186	446
8. A'dia Mathies	2009-10	36	178	439
9. Makayla Epps	2015-16	32	207	438
10. Sara Potts	2003-04	28	166	429

3-POINT FIELD GOALS MADE

Player	Year	Pct	3FGA	3FG
1. Sara Potts	2004-05	.363	223	81
2. Sara Potts	2002-03	.454	163	74
3. A'dia Mathies	2012-13	.422	173	73
4. Jennifer O'Neill	2012-13	.356	188	67
5. Sara Potts	2003-04	.354	186	66
6. Stacey Reed	1992-93	.386	168	65
7. Keyla Snowden	2010-11	.380	171	65
8. Shaunda Roberts	1995-96	.367	174	64
9. Keyla Snowden	2011-12	.345	174	60
10. Jenny Pfeiffer	2006-07	.324	176	57

3-POINT FIELD GOALS ATTEMPTED

Player	Year	Pct	3FG	3FGA
1. Sara Potts	2004-05	.363	81	223
2. Jennifer O'Neill	2012-13	.356	67	188
3. Jenny Pfeiffer	2006-07	.324	57	176
4. Shaunda Roberts	1995-96	.368	64	174
5. Keyla Snowden	2011-12	.345	60	174
6. A'dia Mathies	2012-13	.422	73	173
7. Stacey Reed	1992-93	.387	65	168
8. Jennifer O'Neill	2014-15	.323	54	167
9. Carly Morrow	2008-09	.294	48	163
10. Sara Potts	2002-03	.454	74	163

3-PT FIELD GOAL PCT. (MIN. 100 ATT.)

Player	Year	3FG	3FGA	Pct
1. Sara Potts	2002-03	74	163	45.4
2. A'dia Mathies	2012-13	73	173	42.2
3. Tiffany Wait	1998-99	46	110	41.8
4. Carly Ormerod	2005-06	49	118	41.5
5. Maci Morris	2015-16	49	125	39.2
6. Janee Thompson	2015-16	56	144	38.9
7. Stacey Reed	1992-93	65	168	38.7
8. Keyla Snowden	2009-10	51	132	38.6
9. Jodie Whitaker	1987-88	48	126	38.1
10. Keyla Snowden	2010-11	65	171	38.0

FREE THROWS MADE

Player	Season	G	FTA	FTM
1. Pam Browning	1976-77	26	263	196
2. Victoria Dunlap	2009-10	35	254	175
3. Valerie Still	1982-83	28	212	154
4. Valerie Still	1981-82	32	199	136
5. Valerie Still	1979-80	29	183	129
6. Stacy McIntyre	1991-92	30	124	160
7. Victoria Dunlap	2010-11	33	206	145
8. Bria Goss	2013-14	35	141	127
9. Stacey Reed	1993-94	28	162	123
10. Tiffany Wait	1998-99	32	149	121
A'dia Mathies	2010-11	34	178	121

FREE THROWS ATTEMPTED

Player	Season	G	FTM	FTA
1. Pam Browning	1976-77	26	196	263
2. Victoria Dunlap	2009-10	25	175	254
3. Valerie Still	1982-83	28	154	212
4. Victoria Dunlap	2010-11	33	145	206
5. Valerie Still	1981-82	32	136	199
6. Valerie Still	1979-80	29	129	183
7. A'dia Mathies	2010-11	34	121	178
8. Makayla Epps	2014-15	34	114	165
9. Stacey Reed	1993-94	28	123	162
10. Sam Mahoney	2005-08	33	106	161

FREE THROW PERCENTAGE (MIN. 50 ATT.)

Player	Season	FTM	FTA	Pct
1. Bria Goss	2013-14	127	141	.901
2. Jenny Pfeiffer	2005-06	94	106	.887
3. Amani Franklin	2008-09	69	78	.885
4. Sara Potts	2004-05	49	58	.865
5. Jenny Pfeiffer	2006-07	69	80	.863
6. SeSe Helm	2001-02	62	72	.861
7. Keyla Snowden	2011-12	63	54	.857
8. Jenny Pfeiffer	2003-04	51	60	.850
9. Kristi Cushenberry	1988-89	85	100	.850
10. Chanté Bowman	2004-05	49	58	.845

REBOUNDS

Player	Season	G	Avg	Reb
1. Valerie Still	1981-82	32	14.3	457
2. Valerie Still	1979-80	29	13.9	403
3. Debra Oden	1977-78	35	10.6	371
4. Jennifer Humphrey	2006-07	34	10.3	351
5. Valerie Still	1982-83	28	12.0	336
6. Valerie Still	1980-81	30	10.9	329
7. Evelyn Akhator	2015-16	33	9.3	306
8. Samarie Walker	2013-14	35	8.7	305
9. Victoria Dunlap	2009-10	35	8.4	293
10. Samarie Walker	2012-13	36	8.1	293

REBOUNDING AVERAGE

Player	Season	G	Reb	Avg
1. Valerie Still	1981-82	32	457	14.3
2. Valerie Still	1979-80	29	403	13.9
3. Valerie Still	1982-83	28	336	12.0
4. Valerie Still	1980-81	30	329	10.9
5. Debra Oden	1977-78	35	371	10.6
6. Jennifer Humphrey	2006-07	34	351	10.3
7. Evelyn Akhator	2015-16	33	306	9.3
8. Leslie Nichols	1984-85	29	247	9.1

Victoria Dunlap	2008-09	32	290	9.1
9. Kim Denkins	1995-96	27	242	9.0
10. Jocelyn Mills	1990-91	28	250	8.9

ASSISTS

Player	Season	G	Avg	Assists
1. Patty Jo Hedges	1981-82	32	6.53	209
2. Patty Jo Hedges	1982-83	28	7.14	200
3. Sandy Harding	1986-87	28	6.60	185
4. Sandy Harding	1985-86	28	6.53	183
5. Patty Jo Hedges	1980-81	31	5.83	181
6. Jodie Whitaker	1987-88	29	6.10	177
7. Sandy Harding	1984-85	27	6.29	170
8. Sandy Harding	1983-84	28	6.00	168
9. Rita Adams	2001-02	29	5.58	162
10. Amber Smith	2009-10	36	4.47	161

BLOCKS

Player	Season	G	Avg	Blks
1. Victoria Dunlap	2009-10	35	1.885	66
2. Sarah Elliott	2007-08	33	1.696	56
Samarie Walker	2012-13	36	1.555	56
4. Valerie Still	1980-81	31	1.709	53
Azia Bishop	2014-15	33	1.606	53
6. DeNesha Stallworth	2012-13	35	1.486	52
7. Sarah Elliott	2006-07	34	1.471	50
8. Sarah Elliott	2004-05	34	1.484	49
Victoria Dunlap	2010-11	33	1.484	49
10. Valerie Still	1979-80	29	1.586	46

BLOCKS PER GAME (MIN. 30 BLOCKS)

Player	Season	G	Blks	Avg
1. Victoria Dunlap	2009-10	35	66	1.888
2. Valerie Still	1980-81	31	53	1.709
3. Sarah Elliott	2007-08	33	56	1.696
4. Azia Bishop	2014-15	33	53	1.606
5. Valerie Still	1979-80	29	46	1.586
6. Samarie Walker	2012-13	36	56	1.555
7. Pattresa Leonard	1990-91	29	44	1.517
8. DeNesha Stallworth	2012-13	35	52	1.486
9. Sarah Elliott	2004-05	34	49	1.484
10. Shantia Owens	1999-2000	29	43	1.482

STEALS

Player	Season	G	Avg	Stls
1. Victoria Dunlap	2009-10	35	3.0	107
2. Leslie Nichols	1985-86	29	3.6	104
Rita Adams	2001-02	29	3.6	104
4. Victoria Dunlap	2010-11	33	3.0	100
5. Stacey Reed	1993-94	28	3.5	97
6. A'dia Mathies	2009-10	36	2.6	93
7. Malinka Salhi	1989-90	31	2.9	90
8. A'dia Mathies	2011-12	34	2.6	87
9. Patty Jo Hedges	1980-81	31	2.5	78
10. Stacey Reed	1994-95	28	2.7	75

STEALS PER GAME (MIN. 30 STEALS)

Player	Season	G	Stls	Avg
1. Leslie Nichols	1985-86	29	104	3.586
Rita Adams	2001-02	29	104	3.586
3. Stacey Reed	1993-94	28	97	3.464
4. Victoria Dunlap	2009-10	35	107	3.057
5. Malinka Salhi	1989-90	31	90	2.903
6. Leslie Nichols	1984-85	27	74	2.740
7. Stacey Reed	1994-95	28	75	2.678
8. A'dia Mathies	2009-10	36	93	2.583
9. A'dia Mathies	2011-12	34	87	2.485



KENTUCKY INDIVIDUAL SINGLE-GAME RECORDS

SCORING

Player, Opponent (Date)	PTS
1. Jennifer O'Neill vs. Baylor (12/6/13)	43
2. Makayla Epps vs. Mississippi State (2/12/15)	42
Valerie Still vs. Charleston (12/19/82)	42
4. Valerie Still vs. Florida (2/20/82)	41
5. Bebe Croley vs. Morehead State (12/20/87)	40
6. Valerie Still vs. Indiana (12/6/80)	39
7. Valerie Still vs. Indiana (12/15/79)	38
Valerie Still vs. Ohio State (12/2/82)	38
Valerie Still @ Rutgers (2/16/83)	38
10. Valerie Still vs. Indiana State (1/17/81)	37

FIELD GOALS MADE

Player, Opponent (Date)	FGM
1. Makayla Epps vs. Mississippi State (2/12/15)	18
Valerie Still @ Florida (2/20/82)	18
3. Valerie Still @ Rutgers (2/16/83)	16
Valerie Still vs. Seton Hall (12/5/81)	16
Valerie Still @ Georgia (2/6/82)	16
Valerie Still @ Murray State (12/10/80)	16
7. Jocelyn Mills vs. Florida (2/28/93)	15
Lisa Collins vs. Vanderbilt (2/20/84)	15
Lea Wise vs. Illinois (3/14/82)	15
Valerie Still vs. Indiana State (1/17/81)	15
Valerie Still vs. Indiana (12/15/79)	15

FIELD GOALS ATTEMPTED

Player, Opponent (Date)	FGA
1. Jennifer O'Neill vs. Baylor (12/6/13)	31
2. Makayla Epps vs. Mississippi State (2/12/15)	30
3. Pam Browning @ Central Missouri (12/18/76)	29
4. Stacey Reed @ Florida (1/4/94)	28
Stacey Reed @ Ohio State (12/4/94)	28
6. Valerie Still vs. Rutgers (1/12/80)	27
7. Stacey Reed vs. Mississippi State (1/16/94)	26
Jodie Whitaker vs. Tennessee (3/5/88)	26
9. Sara Potts vs. Tennessee (1/29/04)	25
Valerie Still @ Murray State (12/10/80)	25

FIELD GOAL PERCENTAGE (MIN. 10 ATTEMPTS)

Player, Opponent (Date)	Pct
1. Lisa Collins vs. LSU (3/3/84)	100.0 [10-10]
2. Lea Wise vs. Illinois (3/14/82)	.938 [15-16]
3. Sandy Harding vs. Alabama (2/7/87)	.909 [10-11]
4. Jennifer Humphrey vs. Miss. St. (1/25/07)	.900 [9-10]
Sarah Elliott vs. Nicholls State (12/21/04)	.900 [9-10]
Rita Adams vs. Sam Houston St. (11/23/01)	.900 [9-10]
Karri Koach @ Miss. St. (1/15/95)	.900 [9-10]
Josh Mills vs. Morehead State (2/20/90)	.900 [9-10]
9. Karen Mosley vs. National College (2/22/84)	.867 [13-15]
10. Valerie Still vs. Louisville (2/29/80)	.857 [12-14]

3-POINT FIELD GOALS MADE

Player	Opp (Date)	3FGA	3FG
1. Sara Potts	High Point (1/6/04)	12	7
	Chattanooga (3/20/05)	14	7
3. A'dia Mathies	Dayton (3/26/13)	7	6
Keyla Snowden	UT Martin (12/22/09)	6	6
Keyla Snowden	Arkansas Pine Bluff	12	6
Sara Potts	@ Alabama (2/23/03)	10	6
Jenny Pfeiffer	Long Island (12/15/02)	8	6
Tedra Eberhart	Detroit-Mercy (12/1/93)	10	6
Jenny Pfeiffer	Alabama (2/26/06)	12	6
	Florida (1/12/06)	9	6

3-POINT FIELD GOALS ATTEMPTED

Player	Opp (Date)	3FG	3FGA
1. Shaunda Roberts	So. Carolina (1/24/96)	5	17
2. Jennifer O'Neill	Central Mich. (11/22/14)	5	15
3. Sara Potts	Chattanooga (3/20/05)	7	14
4. Jennifer O'Neill	Texas A&M (3/10/13)	2	13
Shaunda Roberts	Marshall (2/8/96)	3	13
Shaunda Roberts	Auburn (3/1/96)	4	13
Stacey Reed	Western Ky. (12/10/93)	5	13
Jenny Pfeiffer	Oakland (3/15/07)	5	13
Keyla Snowden	LSU (3/3/12)	5	13
10. Sara Potts	High Point (1/6/04)	7	12
Sara Potts	Tennessee (1/29/04)	5	12
Rita Adams	at Auburn (2/6/03)	4	12
Mia Daniel	Auburn (1/16/93)	4	12
Jenny Pfeiffer	Alabama (2/26/06)	6	12
Jenny Pfeiffer	Old Dominion (11/18/06)	5	12
Keyla Snowden	Arkansas-PB (12/21/10)	6	12
Keyla Snowden	Notre Dame (11/21/10)	5	12
Jennifer O'Neill	at Duke (12/21/14)	2	12

FREE THROWS MADE

Player, Opponent (Date)	FTM
1. Bernisha Pinkett vs. Vanderbilt (1/23/11)	15
2. Stacy McIntyre vs. Houston (11/30/92)	14
Valerie Still vs. Charleston (12/19/82)	14
4. Jennifer O'Neill vs. Baylor (12/6/13)	13
Pam Browning vs. Eastern Kentucky (1976-77)	13
Tiffany Wait at Miami (12/20/97)	13
Erica Jackson at Ohio State (11/19/98)	13
Tiffany Wait vs. Georgia (2/7/99)	13
Lydia Watkins at South Alabama (12/30/07)	13
Victoria Dunlap vs. Butler (11/15/09)	13

FREE THROWS ATTEMPTED

Player, Opponent (Date)	FTA
1. Jennifer O'Neill vs. Baylor (12/6/13)	19
2. Erica Jackson at Ohio State (11/19/98)	18
Bernisha Pinkett vs. Vanderbilt (1/23/11)	18
Victoria Dunlap at Arkansas (1/6/11)	18
5. Liz Lukschu vs. Morehead (1/22/80)	17
Karen Mosely vs. Auburn (2/2/86)	17
Victoria Dunlap vs. MTSU (12/28/09)	17
A'dia Mathies vs. Liberty (3/20/10)	17
9. Pam Browning vs. Mt. St. Joseph (2/21/77)	16
Valerie Still vs. Charleston (12/19/82)	16
Debbie Miller vs. Tennessee (1/24/86)	16

FREE THROW PERCENTAGE (MIN. 10 ATTEMPTS)

Player, Opponent (Date)	Pct
1. Stacey McIntyre vs. Houston (11/30/92) [14-of-14]	100.0
L. Watkins vs. South Alabama (12/30/07) [13-of-13]	100.0
Bria Goss vs. Grambling State (12/29/13) [12-of-12]	100.0
Jenny Pfeiffer vs. Xavier (12/10/03) [11-of-11]	100.0
Patty Jo Hedges vs. Cincinnati (11/27/82) [10-of-10]	100.0
Bebe Croley vs. Vanderbilt (3/4/88) [10-of-10]	100.0
Kristi Cushenberry vs. Ole Miss (2/23/92) [10-of-10]	100.0
Tiffany Wait vs. LSU (2/26/99) [10-of-10]	100.0
Jennifer O'Neill at DePaul (12/12/13) [10-of-10]	100.0
Bria Goss vs. Missouri (1/12/14) [10-of-10]	100.0

REBOUNDS

Player	Opponent (Date)	Reb
1. Valerie Still	National College (2/9/82)	27
2. Valerie Still	Rutgers (1/12/80)	26
3. Pam Browning	UT-Martin (1/22/77)	23
Victoria Dunlap	Louisville (12/5/10)	23
5. Valerie Still	UT-Chattanooga (11/30/81)	21
6. Valerie Still	Charleston (12/19/82)	20
Debra Oden	Morehead (3/4/78)	20
Jennifer Humphrey	Auburn (1/21/07)	20
DeNesha Stallworth	Mississippi State (2/27/14)	20
10. J. Humphrey	Arkansas (3/1/07)	19

ASSISTS

Player	Opponent (Date)	Assists
1. Patty Jo Hedges	Cincinnati (1/15/82)	16
2. Patty Jo Hedges	LSU (2/27/82)	15
Sandy Harding	Dayton (1/14/86)	15
4. Patty Jo Hedges	Memphis State (1/3/83)	14
Jodie Whitaker	East Carolina (11/28/87)	14
6. Tracye Davis	Tennessee State (1/30/88)	13
7. Stacey Reed	Detroit (12/1/93)	12
Jodie Whitaker	Miami (2/8/86)	12
Leslie Nichols	Detroit (2/26/86)	12

BLOCKS

Player	Opponent (Date)	Blks
1. DeNesha Stallworth	Texas A&M (2/18/13)	7
2. Azia Bishop	Tennessee State (12/28/14)	6
Laura Meadows	Nebraska (11/29/99)	6
Lisa Ellis	Middle Tennessee (1/8/89)	6
Jody Runge	Memphis State (1/31/82)	6
Sarah Elliott	NCA&T (12/6/05)	6
7. Sarah Elliott	West Virginia (3/28/05)	5
Shantia Owens	Ole Miss (1/10/99)	5
Shantia Owens	Winthrop (1/3/00)	5
Lisa Ellis	Kentucky State (1/16/89)	5
Leslie Nichols	Old Dominion (1/10/86)	5
Sarah Elliott	Louisville (12/20/07)	5
Sarah Elliott	James Madison (3/26/08)	5
Sarah Elliott	Marquette (3/30/08)	5
Jenn'e Jackson	Furman (12/6/08)	5
Victoria Dunlap	Mississippi State (3/6/10)	5
Azia Bishop	Central Michigan (11/17/13)	5
DeNesha Stallworth	Wright State (3/22/14)	5

STEALS

Player	Opponent (Date)	Steals
1. Leslie Nichols	Louisville (2/14/86)	11
2. Rita Adams	VCU (12/16/01)	9
A'dia Mathies	Nebraska Omaha (11/23/11)	9
4. 13 players		8
	Last, Victoria Dunlap vs. Louisville (12/20/09) and A'dia Mathies vs. Mississippi Valley State (1/1/10)	



SCORING

TEAM RECORDS

MOST POINTS

Half: 64 vs. Miami (2/8/86, 2nd half) and Nebraska (3/13/99, 2nd half)

1st Period: 27 vs. Morehead State (11/28/15) and Tennessee State (11/28/15)

2nd Period: 33 vs. Florida (3/4/16)

3rd Period: 28 vs. Morehead State (11/18/15) and vs. Florida (3/4/16)

4th Period: 30 vs. Morehead State (11/18/15)

Game: 133 vs. Baylor (4OT) (12/6/13)

By an Opponent: 130 vs. Baylor (4OT) (12/6/13)

Game (both teams): 263 - UK 133 vs. Baylor 130 4OT(12/6/13)

Home Floor: 121 vs. Kentucky State (11/24/89)

Opponent's Floor: 107 @ Detroit (12/28/83)

Season: 2,845 (2013-14) (35 games)

In a Losing Game: 94 @ Ohio State (1/7/92) and vs. Dayton (3/21/15)

Largest Halftime Lead: 41 vs. Grambling State [60-19] (12/29/13)

Largest Deficit Overcome to Win a Game:

-19 - Miami (Ohio), 53-34, 16:27 in second half, (won, 77-71) 11/21/00

Margin of Victory: 77 vs. Kentucky State [121-44] (11/24/89)



Makayla Epps led the team in scoring last season with 17.1 points per game, including 16.1 ppg in conference play.

HIGHEST SCORING AVERAGE

Season: 83.5 (1979-80) [2,421 in 29 games]

HIGHEST SCORING MARGIN

Season: +17.5 (2011-12)

FEWEST POINTS

Game: 38, three times, last vs. Georgia Southern (11/13/13)

1st Period: 9 at Florida (3/4/16)

2nd Period: 5 at Arizona State (11/15/15)

3rd Period: 10 vs. Tennessee (1/25/16) and vs. Auburn (1/17/16)

4th Period: 8 at Middle Tennessee State (12/13/15)

Season: 1,657 (1996-97) [27 games]

Both Teams: 88 (UK 43 @ Arkansas 45) (1/23/93)

Allowed in a Season: 2,054 (2000-01) [27 games]

Allowed in a Game: 23 vs. Alcorn State (12/28/12)

Half by an Opponent: 9 vs. Charleston So. (12/10/04)

Worst Defeat: 72 vs. Tennessee [38-110] (1/21/01)

INDIVIDUAL RECORDS

POINTS SCORED

Game: 43, Jennifer O'Neill vs. Baylor (12/6/13)

Season: 794, Valerie Still (1981-1982)

Career: 2,763, Valerie Still (1979-83)

HIGHEST SCORING AVERAGE

Season (min. 20 games): 25.5, Pam Browning (1976-77)

Career (min. 40 games): 23.2, Valerie Still (1979-83)

CAREER LEADERS

SCORING AVERAGE

Player	Career	G	Pts	Avg
1. Valerie Still	1979-83	119	2,763	23.2
2. Leslie Nichols	1982-86	111	1,797	18.2
3. Pam Browning	1974-78	n/a	1,598	14.9
4. A'dia Mathies	2010-13	140	2,014	14.4
5. Bebe Croley	1984-88	94	1,399	14.2
6. Victoria Dunlap	2008-11	133	1,846	13.9
7. SeSe Helm	2000-04	108	1,487	13.8
8. Sara Potts	2001-05	117	1,563	13.4
9. Stacey Reed	1991-95	114	1,482	13.0
10. Jodie Whitaker	1985-89	111	1,433	12.9

SINGLE-SEASON LEADERS

POINTS

Player	Season	G	Avg	Pts
1. Valerie Still	1981-82	32	24.8	794
2. Valerie Still	1982-83	28	25.0	700
3. Pam Browning	1976-77	26	25.5	663
4. Valerie Still	1979-80	29	22.1	641
5. Victoria Dunlap	2009-10	35	18.1	633
6. Valerie Still	1980-81	30	20.9	628
7. A'dia Mathies	2011-12	36	16.1	579
8. Victoria Dunlap	2010-11	33	17.0	562
9. Sara Potts	2001-05	33	15.6	530
10. Stacey Reed	1993-94	28	18.2	509
A'dia Mathies	2011-12	34	15.0	509

BY A FRESHMAN:

Valerie Still	1979-80	29	22.1	641
A'dia Mathies	2009-10	36	13.6	491
Bria Goss	2011-12	35	11.0	384
Samantha Mahoney	2004-05	34	10.6	362
Kristi Cushenberry	1988-89	28	12.9	361

BY A SOPHOMORE:

Valerie Still	1980-81	30	20.9	628
Makayla Epps	2014-15	34	14.9	506
Leslie Nichols	1983-84	27	18.4	496
A'dia Mathies	2010-11	34	12.8	435
Victoria Dunlap	2008-09	32	12.8	411

BY A JUNIOR:

Valerie Still	1980-82	28	26.6	746
Victoria Dunlap	2009-10	35	18.1	633
A'dia Mathies	2011-12	35	5.0	509

BY A SENIOR:

Valerie Still	1982-83	28	25.0	700
Victoria Dunlap	2010-11	33	17.0	562
Leslie Nichols	1985-86	29	16.7	486
Jennifer O'Neill	2014-15	33	14.4	474

SCORING AVERAGE

Player	Season	G	Pts	Avg
1. Pam Browning	1976-77	26	663	25.5
2. Valerie Still	1982-83	28	700	25.0
3. Valerie Still	1981-82	32	794	24.8
4. Valerie Still	1979-80	29	641	22.1
5. Valerie Still	1980-81	31	628	20.9
6. Leslie Nichols	1984-85	27	497	18.4
Leslie Nichols	1983-84	27	496	18.4
8. Stacey Reed	1993-94	28	509	18.2
9. Victoria Dunlap	2009-10	35	633	18.1
10. Bebe Croley	1986-87	28	495	17.7

GAME LEADERS

POINTS

Player, Opponent (Date)	Pts
1. Jennifer O'Neill vs. Baylor (12/6/13)	43
2. Valerie Still vs. Charleston (12/19/82)	42
Makayla Epps vs. Mississippi State (2/12/15)	42
4. Valerie Still vs. Florida (2/20/82)	41
5. Bebe Croley vs. Morehead State (12/20/87)	40
6. Valerie Still vs. Indiana (12/6/80)	39
7. Valerie Still vs. Indiana (12/15/79)	38
Valerie Still vs. Ohio State (12/2/82)	38
Valerie Still @ Rutgers (2/16/83)	38
10. Valerie Still vs. Indiana State (1/17/81)	37

BY A FRESHMAN:

Valerie Still vs. Indiana (12/15/79) 38

BY A SOPHOMORE:

Makayla Epps vs. Mississippi State (2/12/15) 42

BY A JUNIOR:

Jennifer O'Neill vs. Baylor (12/6/13) 43

BY A SENIOR:

Valerie Still vs. Charleston (12/19/82) 42

MOST POINTS IN FIRST VARSITY GAME (SINCE 1979-80)

Player, Opponent (Date)	Pts
1. Maria Donhoff vs. n/a (1977-78)	20
Laura Meadows @ Indiana (11/18/97)	20
3. Valerie Still at Cincinnati (12/1/79)	18
4. Carly Ormerod vs. IUPUI (11/18/05)	17
5. Mary Custard vs. American (11/25/88)	14
6. Pattresa Leonard vs. Kentucky State (11/24/89)	13
A'dia Mathies vs. Boston (11/13/09)	13
7. Debbie Hoskins vs. Louisville (11/27/87)	12
Josh Mills vs. Kentucky State (11/24/89)	12
Bernisha Pinkett vs. Morehead (11/12/10)	12
10. Tracye Davis vs. Louisville (11/27/87)	11
Carly Morrow vs. USC-Upstate (11/10/07)	11
Kyvin Goodin-Rogers vs. Appalachian State (11/14/14)	11



YEAR-BY-YEAR SCORING - TOTAL POINTS LEADERS

Year	Player	Cl	Pos.	G	Pts	Avg.
1974-75	Pam Browning	FR	C	26	297	11.4
1975-76	Pam Browning	SO	C	20	268	13.4
1976-77	Pam Browning	JR	C	26	663	25.5
1977-78	Maria Donhoff	FR	G	33	413	12.5
1978-79	Liz Lukschu	SO	C	29	400	14.8
1979-80	Valerie Still	FR	C	29	641	22.1
1980-81	Valerie Still	SO	C	31	628	20.9
1981-82	Valerie Still	JR	C	32	794	24.8
1982-83	Valerie Still	SR	C	28	700	25.0
1983-84	Leslie Nichols	SO	F	27	496	18.4
1984-85	Leslie Nichols	JR	F	27	497	18.4
1985-86	Leslie Nichols	SR	F	29	486	16.7
1986-87	Bebe Croley	JR	F	28	495	17.7
1987-88	Bebe Croley	SR	F	23	402	17.5
1988-89	Kristi Cushenberry	FR	G/F	28	361	12.9
1989-90	Vanessa Foster-Sutton	SR	C	31	388	12.5
1990-91	Stacy McIntyre	JR	F	29	434	15.0
1991-92	Stacy McIntyre	SR	F	30	483	16.1
1992-93	Jocelyn Mills	SR	C	28	432	15.4
1993-94	Stacey Reed	JR	G	28	509	18.2
1994-95	Stacey Reed	SR	G	28	387	13.8
1995-96	Shaunda Roberts	SO	F	27	481	17.8
1996-97	Shaunda Roberts	JR	F	24	182	13.0
1997-98	Jaye Barnes	JR	F	28	411	14.7
1998-99	Tiffany Wait	JR	G	32	437	13.7
1999-2000	LaTonya McDole	SO	F	29	335	11.6
2000-01	LaTonya McDole	JR	F	27	345	12.8
2001-02	Selia "SeSe" Helm	SO	C	29	492	17.0
2002-03	Rita Adams	SR	G	25	340	13.6
2003-04	Sara Potts	JR	G/F	28	469	16.8
2004-05	Sara Potts	SR	G/F	33	530	15.6
2005-06	Sam Mahoney	SO	G	31	370	11.9
2006-07	Sarah Elliott	JR	C	34	460	13.5
2007-08	Sam Mahoney	SR	G	33	448	13.6
2008-09	Victoria Dunlap	SO	F	32	411	12.8
2009-10	Victoria Dunlap	JR	F	35	633	18.1
2010-11	Victoria Dunlap	SR	F	34	562	17.0
2011-12	A'dia Mathies	JR	G	34	509	15.0
2012-13	A'dia Mathies	SR	G	36	579	16.1
2013-14	Jennifer O'Neill	JR	G	35	441	12.6
2014-15	Makayla Epps	SO	G	34	506	14.9
2015-16	Makayla Epps	JR	G	32	546	17.1

ALL-TIME LEADING SCORERS - VARSITY CAREER (1,000-PT CLUB)

Player (Position)	Years	Seasons	Games	Average	Points
1. Valerie Still (C)	4	1979-83	119	23.2	2,763
2. A'dia Mathies (G)	4	2010-2013	140	14.4	2,014
3. Victoria Dunlap (F)	4	2008-2011	133	13.9	1,846
4. Leslie Nichols (F)	4	1982-86	111	18.2	1,797
5. Samantha Mahoney (G)	4	2005-2008	132	12.1	1,601
6. Pam Browning (C)	4	1974-78	107	14.9	1,598
7. Sara Potts (G/F)	4	2001-2005	117	13.4	1,563
8. Sarah Elliott (C)	4	2005-2008	132	11.4	1,502
9. Elisabeth Lukschu (C)	4	1977-81	119	12.5	1,488
10. Selia "SeSe" Helm (C)	4	2000-2004	108	13.8	1,487
11. Stacey Reed (G)	4	1991-95	114	13.0	1,482
12. Jennifer O'Neill (G)	5	2010-2015	133	10.9	1,449
13. Tiffany Wait (G)	5	1995-2000	122	11.8	1,445
14. Jodie Whitaker (G)	4	1985-89	111	12.9	1,433
15. Kristi Cushenberry (G)	4	1988-92	118	11.5	1,358
16. Belitta Croley (F)	4	1984-88	94	14.2	1,339
17. Bria Goss (G)	4	2012-2015	134	9.8	1,318
18. Stacy McIntyre (F)	4	1988-92	116	10.5	1,215
19. Makayla Epps (G)	3	2013-Pres.	100	12.1	1,207
20. Maria Donhoff (G)	4	1977-81	121	9.8	1,187
21. LaTonya McDole (F)	4	1998-2002	117	10.1	1,180
22. Lea Wise (G)	4	1979-83	120	9.8	1,179
23. Patty Jo Hedges (G)	4	1979-83	120	9.8	1,176
24. Jocelyn Mills (C)	4	1989-93	103	11.4	1,170
25. Karen Mosley (F)	4	1982-86	109	10.4	1,135
26. Janet Timperman (G)	4	1975-79	N/A	N/A	1,080
27. Tedra Eberhart (G)	4	1990-94	113	9.5	1,071
28. Kim Denkins (C)	4	1994-98	107	9.9	1,057
29. Debbie Miller (G)	4	1983-87	109	8.5	1,031
30. Laura Meadows (F)	3	1997-2000	89	11.5	1,024
Janee Thompson (G)	4	2012-2016	119	8.6	1,024
32. Sandy Harding (G)	4	1983-87	111	9.2	1,023

QUICKEST TO 1,000 POINTS (BY GAMES PLAYED)

Name	Years	Games to 1,000	Date	Opponent	Total Points	Total Games
1. Valerie Still	1979-83	44	1/27/81	Eastern Kentucky	2,763	119
2. Leslie Nichols	1982-86	66	12/29/84	Old Dominion	1,797	111
3. Selia Helm	2000-2004	73	2/9/03	Vanderbilt	1,487	108
4. A'dia Mathies	2010-2013	74	11/19/11	Southern Miss	1,435	104
5. Victoria Dunlap	2008-2011	85	1/31/10	Mississippi State	1,846	133



Guard Janee Thompson finished her UK career with 1,024 career points, which ranked her 30th all-time on UK's career scoring list.



FIELD GOALS

TEAM RECORDS

FIELD GOALS MADE

Game: 53 vs. Kentucky State (11/24/89)
Season: 1,096 (1977-78)

FIELD GOALS ATTEMPTED

Game: 101 vs. Marshall (2/1/78)
Season: 2,550 (1977-78)

FIELD GOAL PERCENTAGE

First Half: .755 vs. Marshall (11/22/85) [25-of-34]
Second Half: .833 vs. Alabama (2/7/87) [20-of-24]
Game: .741 vs. Alabama (2/7/87) [35-of-49]
Season: .513 (1983-84) [897-of-1,747]
By an Opponent in a Season: .473 (2000-01) [756-of-1,600]

INDIVIDUAL RECORDS

FIELD GOALS MADE

Game: 18, Valerie Still @ Florida (2/20/82) and Makayla Epps vs. Mississippi State (2/12/15)
Season: 329, Valerie Still (1981-82)
Career: 1,118, Valerie Still (1979-83)

FIELD GOALS ATTEMPTED

Game: 31, Jennifer O'Neill vs. Baylor (12/6/13)
Season: 565, Valerie Still (1981-82)
Career: 1,931, Valerie Still (1979-83)

FIELD GOAL PERCENTAGE

Game (min. 10 made): 1.000, Lisa Collins vs. LSU (3/3/84) [10-of-10]
Season (min. 100 att.): .617, Liz Lukschu (1979-80) [169-of-275]
Career (min. 400 att.): .586, Liz Lukschu (1977-81) [586-of-999]

CAREER LEADERS

FIELD GOALS MADE

Player	Seasons	G	FGA	FGM
1. Valerie Still	1979-83	123	1,931	1,118
2. Leslie Nichols	1982-86	111	1,448	757
3. A'dia Mathies	2010-13	140	1,687	712
4. Victoria Dunlap	2008-11	133	1,473	696
5. Sarah Elliott	2005-08	132	1,221	657
6. SeSe Helm	2000-04	108	1,195	590
7. Elisabeth Lukschu	1977-81	119	999	586
8. Jodie Whitaker	1985-89	111	1,317	571
9. Belitta Croley	1984-88	94	1,148	569
10. Sam Mahoney	2005-08	132	1,436	560

FIELD GOALS ATTEMPTED

Player	Seasons	G	FGM	FGA
1. Valerie Still	1979-83	123	1,118	1,931
2. A'dia Mathies	2010-13	140	712	1,687
3. Victoria Dunlap	2008-11	133	696	1,473
4. Leslie Nichols	1982-86	111	757	1,448
5. Sam Mahoney	2005-08	132	560	1,436
6. Sara Potts	2001-05	117	552	1,389
7. Stacey Reed	1991-95	114	512	1,318
8. Jodie Whitaker	1985-89	111	571	1,317
9. Jennifer O'Neill	2010-14	133	472	1,255
10. Sarah Elliott	2005-08	132	657	1,221

FIELD GOAL PERCENTAGE (MIN. 400 ATTEMPTS)

Player	Seasons	FGM	FGA	Pct
1. Liz Lukschu	1977-81	586	999	.587
2. Valerie Still	1979-83	1,118	1,931	.578
3. Debbie Miller	1983-87	396	699	.560
4. Sarah Elliott	2005-08	657	1,221	.538
5. Leslie Nichols	1982-86	757	1,448	.523
6. J. Humphrey	2003-07	365	714	.511
7. Karen Mosley	1982-86	470	909	.510
8. Lisa Collins	1980-84	415	815	.509
9. DeNesha Stallworth	2012-14	332	662	.502
10. Samarie Walker	2011-14	339	677	.501

SINGLE-SEASON LEADERS

FIELD GOALS MADE

Player	Season	G	FGA	FGM
1. Valerie Still	1981-82	32	565	329
2. Valerie Still	1982-83	28	456	273
3. Valerie Still	1980-81	30	447	260
4. Valerie Still	1979-80	29	463	256
5. Victoria Dunlap	2009-10	35	459	228
6. Leslie Nichols	1984-85	27	423	211
7. Belitta Croley	1987-88	23	409	209
8. Sarah Elliott	2006-07	34	372	208
Leslie Nichols	1983-84	27	379	208
Leslie Nichols	1985-86	29	399	208
9. A'dia Mathies	2012-13	36	487	207
Makayla Epps	2015-16	32	438	207

BY A FRESHMAN:

256 Valerie Still (463 atts.)1979-80

BY A SOPHOMORE:

260 Valerie Still (447 atts.)1980-81

BY A JUNIOR:

329 Valerie Still (565 atts.)1981-82

BY A SENIOR:

273 Valerie Still (456 atts.)1982-83

FIELD GOALS ATTEMPTED

Player	Season	G	FGM	FGA
1. Valerie Still	1981-82	32	329	565
2. A'dia Mathies	2012-13	36	207	487
3. Valerie Still	1979-80	29	256	463
4. Victoria Dunlap	2009-10	35	228	459
5. Valerie Still	1982-83	28	273	456
6. Victoria Dunlap	2010-11	33	206	450
7. Valerie Still	1980-81	30	260	447
8. Sara Potts	2004-05	34	186	446
9. A'dia Mathies	2009-10	36	178	439
10. Makayla Epps	2015-16	32	207	438

BY A FRESHMAN:

463 Valerie Still (made 256)1979-80

BY A SOPHOMORE:

447 Valerie Still (made 260)1980-81

BY A JUNIOR:

565 Valerie Still (made 329)1981-82

BY A SENIOR:

487 A'dia Mathies (made 207)2012-13

FIELD GOAL PERCENTAGE (MIN. 150 ATTEMPTS)

Player	Season	FGM	FGA	Pct
1. Liz Lukschu	1979-80	169	275	61.7
2. Debbie Miller	1985-86	138	229	60.3
3. Liz Lukschu	1980-81	161	268	60.0
4. Valerie Still	1982-83	273	456	59.9
5. V. Foster-Sutton	1989-90	143	243	58.8
6. Debbie Miller	1986-87	161	275	58.5
7. Valerie Still	1981-82	329	565	58.2
8. Valerie Still	1980-81	260	447	58.1
9. Jaye Barnes	1998-99	115	202	56.9
10. Liz Lukschu	1978-79	156	275	56.7

BY A FRESHMAN:

55.8 Sarah Elliott (149-of-267)2004-05

BY A SOPHOMORE:

58.1 Valerie Still (260-of-447)1980-81

BY A JUNIOR:

61.7 Liz Lukschu (169-of-275)1979-80

BY A SENIOR:

60.0 Liz Lukschu (161-of-268)1980-81

SINGLE-GAME LEADERS

FIELD GOALS MADE

Player, Opponent (Date)	FGM
1. Valerie Still @ Florida (2/20/82)	18
Makayla Epps vs. Mississippi State (2/12/15)	18
3. Valerie Still @ Rutgers (2/16/83)	16
Valerie Still vs. Seton Hall (12/5/81)	16
Valerie Still @ Georgia (2/6/82)	16
Valerie Still @ Murray State (12/10/80)	16
7. Jocelyn Mills vs. Florida (2/28/93)	15
Lisa Collins vs. Vanderbilt (2/20/84)	15
Lea Wise vs. Illinois (3/14/82)	15
Valerie Still vs. Indiana State (1/17/81)	15
Valerie Still vs. Indiana (12/15/79)	15

FIELD GOALS ATTEMPTED

Player, Opponent (Date)	FGA
1. Jennifer O'Neill vs. Baylor (12/6/13)	31
2. Makayla Epps vs. Mississippi State (2/12/15)	30
3. Pam Browning @ Central Missouri (12/18/76)	29
4. Stacey Reed @ Florida (1/4/94)	28
Stacey Reed @ Ohio State (12/4/94)	28
6. Valerie Still vs. Rutgers (1/12/80)	27
7. Makayla Epps vs. Washington (3/25/16)	26
Stacey Reed vs. Mississippi State (1/16/94)	26
Jodie Whitaker vs. Tennessee (3/5/88)	26
10. Sara Potts vs. Tennessee (1/29/04)	25
Valerie Still @ Murray State (12/10/80)	25

FIELD GOAL PERCENTAGE (MIN. 10 ATTEMPTS)

Player, Opponent (Date)	Pct
1. Lisa Collins vs. LSU (3/3/84)	100.0 [10-10]
2. Lea Wise vs. Illinois (3/14/82)	.938 [15-16]
3. Makayla Epps vs. Louisville (12/10/15)	.909 [10-11]
Sandy Harding vs. Alabama (2/7/87)	.909 [10-11]
5. Jennifer Humphrey vs. Mississippi St. (1/25/07)	.900 [9-10]
Sarah Elliott vs. Nicholls State (12/21/04)	.900 [9-10]
Rita Adams vs. Sam Houston State (11/23/01)	.900 [9-10]
Karri Koach @ Mississippi State (1/15/95)	.900 [9-10]
Josh Mills vs. Morehead State (2/20/90)	.900 [9-10]
10. Karen Mosley vs. National College (2/22/84)	.867 [13-15]

YEAR-BY-YEAR FIELD GOAL PCT. LEADERS (MIN. 100 MADE)

Year	Name	Class	Pos.	FG	FGA	Pct.
1977-78	Liz Lukschu	Fr.	C	100	182	.550
1978-79	Liz Lukschu	So.	C	156	275	.567
1979-80	Liz Lukschu	Jr.	C	169	274	.617
1980-81	Liz Lukschu	Sr.	C	161	268	.600
1981-82	Valerie Still	Jr.	F/C	329	565	.582
1982-83	Valerie Still	Sr.	F/C	273	456	.599
1983-84	Leslie Nichols	So.	F	208	379	.549
1984-85	Leslie Nichols	Jr.	F	211	423	.499
1985-86	Debbie Miller	So.	C	138	229	.603
1986-87	Debbie Miller	Jr.	C	161	275	.583
1987-88	Belitta Croley	Jr.	F	166	322	.516
1988-89	Pam Shrum	Sr.	F/C	105	208	.505
1989-90	V. Foster-Sutton	Sr.	C	143	243	.588
1990-91	Jocelyn Mills	So.	C	136	279	.487
1991-92	Stacy McIntyre	Sr.	F	162	337	.481
1992-93	Jocelyn Mills	Sr.	C	174	344	.506
1993-94	Tedra Eberhart	Sr.	G/F	168	637	.458
1994-95	Stacey Reed	Sr.	G	149	377	.395
1995-96	Kim Denkins	So.	C	159	310	.513
1996-97	Tiffany Wait	So.	G	118	271	.435
1997-98	Jaye Barnes	Jr.	F	160	287	.557
1998-99	Jaye Barnes	Sr.	F	115	202	.569
1999-2000	Laura Meadows	Jr.	F	140	271	.517
2000-01	LaTonya McDole	Jr.	F	140	292	.479
2001-02	SeSe Helm	So.	C	198	388	.510
2002-03	SeSe Helm	Jr.	C	122	251	.486
2003-04	SeSe Helm	Sr.	C	155	310	.500
2004-05	Sarah Elliott	Fr.	C	149	267	.558
2005-06	Sarah Elliott	So.	C	149	273	.546
2006-07	Sarah Elliott	Jr.	C	208	372	.559
2007-08	Sarah Elliott	Sr.	C	151	309	.538
2008-09	Victoria Dunlap	So.	F	162	336	.482
2009-10	Victoria Dunlap	Jr.	F	228	459	.497
2010-11	Victoria Dunlap	Sr.	F	206	450	.417
2011-12	Samarie Walker	So.	F	88	182	.484
2012-13	Samarie Walker	Jr.	F	122	233	.524
2013-14	DeNesha Stallworth	Sr.	F	151	288	.524
2014-15	Makayla Epps	So.	G	184	414	.444
2015-16	Evelyn Akhator	Jr.	F	156	306	.510



THREE-POINT FIELD GOALS

TEAM RECORDS

3-POINT FIELD GOALS MADE

Game: 14 vs. Mississippi State (1/8/12) [14-of-30]

Half: 11 vs. Detroit (12/1/93) [11 of 19]

Season: 240, 2012-13 [240-of-731 in 36 games]

Both Teams in a Game: 22, UK [14-of-30] - Mississippi State [8-of-11], 1/8/12

3-POINT FIELD GOALS ATTEMPTED

Game: 32 vs. UCLA (12/28/94) [8-of-32]

Season: 731 (2012-13) [240-of-731 in 36 games]

3-POINT FIELD GOAL PERCENTAGE

Game (min. 8 made): 78.6 vs. Miami (Ohio) [11-of-14], 12/21/02

Season: .380 (2002-03) [158-of-416 in 27 games]

INDIVIDUAL RECORDS

3-POINT FIELD GOALS MADE

Half: 5, Keyla Snowden vs. UT Martin (12/22/09) [5-of-6]; Amani Franklin vs. UC Santa Barbara (12/21/08) [5-of-6]; Sara Potts vs. Chattanooga (3/20/05) [7-of-14]; A'dia Mathies vs. Alabama (1/06/13) [5-of-7]

Game: 7, Sara Potts vs. High Point (1/6/04) [7-of-12]; Chattanooga (3/20/05) [7-of-14]

Season: 81, Sara Potts (2004-05) [81-of-223]

Career: 271, Sara Potts (2001-05) [271-of-719]

3-POINT FIELD GOALS ATTEMPTED

Game: 17, Shaunda Roberts vs. South Carolina (1/24/96) [5-of-17]

Season: 223, Sara Potts (2004-05) [81-223]

Career: 719, Sara Potts (2001-05) [271-of-719]

3-POINT FIELD GOAL PERCENTAGE

Game (min. 10 att.): 60.0, Sara Potts vs. Alabama (2/23/03)

[6-of-10]; Tedra Eberhart vs. Detroit-Mercy (12/1/93) [6-of-10]

Season (min. 100 att.): .454, Sara Potts (2002-03) [74-of-163]

Career (min. 200 att.): .397, Kristi Cushenberry (1988-92)

[110-of-277]

CAREER LEADERS

3-POINT FIELD GOALS MADE

Player	Seasons	Pct	3FGA	3FG
1. Sara Potts	2001-05	.377	719	271
2. Jennifer O'Neill	2011-15	.349	564	197
3. A'dia Mathies	2010-13	.368	481	177
4. Keyla Snowden	2010-12	.369	477	176
5. Stacey Reed	1991-95	.320	548	175
6. Jenny Pfeiffer	2003-07	.347	467	162
7. Tiffany Wait	1995-2000	.361	319	115
8. Sam Mahoney	2005-08	.318	355	113
9. Bria Goss	2012-15	.306	366	112
10. Kristi Cushenberry	1988-92	.397	277	110

3-POINT FIELD GOALS ATTEMPTED

Player	Seasons	Pct	3FG	3FGA
1. Sara Potts	2001-05	.377	271	719
2. Jennifer O'Neill	2011-15	.349	197	564
3. Stacey Reed	1991-95	.320	176	548
4. A'dia Mathies	2010-13	.368	177	481
5. Keyla Snowden	2010-12	.369	176	477
6. Jenny Pfeiffer	2003-07	.347	162	467
7. Carly Morrow	2008-11	.273	108	395
8. Christina Jansen	1992-96	.252	98	388
9. Bria Goss	2012-15	.306	112	366
10. Sam Mahoney	2005-08	.318	113	355

3-PT FIELD GOAL PERCENTAGE (MIN. 200 ATT.)

Player	Seasons	3FG	3FGA	Pct
1. Kristi Cushenberry	1988-92	110	277	39.7
2. Sara Potts	2001-05	271	719	37.7
3. Keyla Snowden	2010-12	176	477	36.9
4. Jodie Whitaker	1985-89	80	217	36.8
A'dia Mathies	2010-13	177	481	36.8
6. Shaunda Roberts	1994-96	103	284	36.2
7. Tiffany Wait	1995-2000	115	319	36.1
8. Mia Daniel	1989-93	90	253	35.5
9. Jennifer O'Neill	2011-15	197	564	34.9
10. Jenny Pfeiffer	2003-07	162	467	34.7

SINGLE-SEASON LEADERS

3-POINT FIELD GOALS MADE

Player	Year	Pct	3FGA	3FG
1. Sara Potts	2004-05	.363	223	81
2. Sara Potts	2002-03	.454	163	74
3. A'dia Mathies	2012-13	.422	173	73
4. Jennifer O'Neill	2012-13	.356	188	67
5. Sara Potts	2003-04	.354	186	66
6. Stacey Reed	1992-93	.386	168	65
Keyla Snowden	2010-11	.380	171	65
8. Shaunda Roberts	1995-96	.367	174	64
9. Keyla Snowden	2011-12	.345	174	60
10. Jenny Pfeiffer	2006-07	.324	176	57

BY A FRESHMAN:

50 Sara Potts (147 atts.)2001-02

BY A SOPHOMORE:

74 Sara Potts (163 atts.)2002-03

BY A JUNIOR:

66 Sara Potts (186 atts.)2003-04

BY A SENIOR:

81 Sara Potts (223 atts.)2004-05

3-POINT FIELD GOALS ATTEMPTED

Player	Year	Pct	3FG	3FGA
1. Sara Potts	2004-05	36.3	81	223
2. Jennifer O'Neill	2012-13	35.6	67	188
3. Jenny Pfeiffer	2006-07	32.4	57	176
4. Shaunda Roberts	1995-96	36.8	64	174
5. Keyla Snowden	2011-12	34.5	60	174
6. A'dia Mathies	2012-13	42.2	73	173
7. Stacey Reed	1992-93	38.7	65	168
8. Jennifer O'Neill	2014-15	32.2	54	167
9. Carly Morrow	2008-09	29.4	48	163
Sara Potts	2002-03	45.4	74	163

3-PT FIELD GOAL PCT. (MIN. 100 ATT.)

Player	Year	3FG	3FGA	Pct
1. Sara Potts	2002-03	74	163	45.4
2. A'dia Mathies	2012-13	73	173	42.2
3. Tiffany Wait	1998-99	46	110	41.8
4. Carly Ormerod	2005-06	49	118	41.5
5. Maci Morris	2015-16	49	125	39.2
6. Janee Thompson	2015-16	56	144	38.9
7. Stacey Reed	1992-93	65	168	38.7
8. Keyla Snowden	2009-10	51	132	38.6
9. Jodie Whitaker	1987-88	48	126	38.1
10. Keyla Snowden	2010-11	65	171	38.0

BY A FRESHMAN:

41.5 Carly Ormerod (49-118)2005-06

BY A SOPHOMORE:

45.4 Sara Potts (74-163)2002-03

BY A JUNIOR:

41.8 Tiffany Wait (46-100)1998-99

BY A SENIOR:

42.2 A'dia Mathies (73-173)2012-13

SINGLE-GAME HIGHS

3-POINT FIELD GOALS MADE

Player	Opp (Date)	3FGA	3FG
1. Sara Potts	High Point (1/6/04)	12	7
	Chattanooga (3/20/05)	14	7
3. A'dia Mathies	Dayton (3/26/13)	7	6
Keyla Snowden	UT Martin (12/22/09)	6	6
Keyla Snowden	Arkansas Pine Bluff	12	6
Sara Potts	@ Alabama (2/23/03)	10	6

Jenny Pfeiffer	Long Island (12/15/02)	8	6
Tedra Eberhart	Detroit-Mercy (12/1/93)	10	6
Jenny Pfeiffer	Alabama (2/26/06)	12	6
	Florida (1/12/06)	9	6

3-POINT FIELD GOALS ATTEMPTED

Player	Opp (Date)	3FG	3FGA
1. Shaunda Roberts	So. Carolina (1/24/96)	5	17
2. Jennifer O'Neill	Central Michigan (11/22/14)	5	15
3. Sara Potts	Chattanooga (3/20/05)	7	14
4. Jennifer O'Neill	Texas A&M (3/10/13)	2	13
Shaunda Roberts	Marshall (2/8/96)	3	13
Shaunda Roberts	Auburn (3/1/96)	4	13
Stacey Reed	Western Ky. (12/10/93)	5	13
Jenny Pfeiffer	Oakland (3/15/07)	5	13
Keyla Snowden	LSU (3/3/12)	5	13

Consecutive Games Hitting a 3-Point Field Goal:

Season: 16, Sara Potts (2004-05)

Career: 25, Keyla Snowden (Feb. 18, 2010-Jan. 23, 2011)



Maci Morris hit .392 from 3 last season, ranking fifth best in a single season in school history.

YEAR-BY-YEAR THREE-POINT LEADERS (MIN. 20 MADE)

Year	Name	Class	Pos.	3FG	3FGA	Pct.
1987-88	Jodie Whitaker	Jr.	G	48	126	38.1
1988-89	Ruth Mountain	Jr.	G/F	22	59	37.3
1989-90	Kristi Cushenberry	So.	G	22	51	43.1
1990-91	Mia Daniel	So.	F	20	50	40.0
1991-92	Mia Daniel	Jr.	F	28	75	37.3
1992-93	Stacey Reed	So.	G	65	168	38.7
1993-94	Tedra Eberhart	Sr.	G/F	38	101	37.6
1994-95	Chrissy Roberts	So.	G	47	130	36.2
1995-96	Shaunda Roberts	So.	F	64	174	36.8
1996-97	Patrice Boyd	Fr.	F	20	50	40.0
1997-98	Laura Meadows	Fr.	G/F	43	129	33.3
1998-99	Tiffany Wait	Jr.	G	46	110	41.8
1999-2000	Natalie Martinez	Sr.	G	28	67	41.8
2000-01	Dasięka Hawthorne	Fr.	G	20	71	28.2
2001-02	Sara Potts	Fr.	G	50	147	34.0
2002-03	Sara Potts	So.	G	74	163	45.4
2003-04	Jenny Pfeiffer	So.	G	29	78	37.2
2004-05	Sara Potts	Sr.	G/F	81	223	36.3
2005-06	Carly Ormerod	Fr.	G	49	118	41.5
2006-07	Jenny Pfeiffer	Sr.	G	57	176	32.4
2007-08	Sam Mahoney	Sr.	G	40	113	35.4
2008-09	Carly Morrow	So.	G	48	163	29.4
2009-10	Keyla Snowden	So.	G	51	132	38.6
2010-11	Keyla Snowden	Jr.	G	65	171	38.0
2011-12	A'dia Mathies	Jr.	G	51	135	37.8
2012-13	A'dia Mathies	Sr.	G	73	173	42.2
2013-14	Jennifer O'Neill	Jr.	G	55	151	36.4
2014-15	Jennifer O'Neill	Sr.	G	54	167	32.3
2015-16	Maci Morris	Fr.	G	49	125	39.2



FREE THROWS

TEAM RECORDS

FREE THROWS MADE

Game: 49 vs. Baylor 4OT (12/6/13)

Season: 631 (2009-10)

FREE THROWS ATTEMPTED

Game: 66 vs. Baylor 4OT (12/6/13)

Season: 903 (2014-15)

FREE THROW PERCENTAGE

Game (min. 10 att.): 1.000 vs. Missouri (1/13/13) [12-of-12];

Chattanooga (3/20/04) [11-of-11]; vs. Morehead (1977)

Season: .778 (1983-84) [328-of-416]

FEWEST FREE THROWS ATTEMPTED

Game: 1 @ Vanderbilt (1/19/03); vs. Drake (3/12/86)

INDIVIDUAL RECORDS

FREE THROWS MADE

Game: 15, Bernisha Pinkett vs. Vanderbilt (1/23/11)

Season: 196, Pam Browning (1976-77)

Career: 527, Valerie Still (1979-83)

FREE THROWS ATTEMPTED

Game: 19, Jennifer O'Neill vs. Baylor (12/6/13)

Season: 263, Pam Browning (1976-77)

Career: 748, Valerie Still (1979-83)

FREE THROW PERCENTAGE

Game (min. 10 att.): 1.000, (11 times), most by Stacy McIntyre vs.

Houston (11/30/91) [14-of-14]; last by Makayla Epps vs. Ole

Miss (1/21/16) [12-of-12]

Season (min. 75 att.): .887, Jenny Pfeiffer (2005-06) [94-of-106]

Career (min. 200 att.): .861, Jenny Pfeiffer (2003-07) [247-of-287]

CAREER LEADERS

FREE THROWS MADE

Player	Seasons	G	PCT.	FTA	FTM
1. Valerie Still	1979-83	119	.704	748	527
2. Victoria Dunlap	2008-11	133	.623	714	445
3. A'dia Mathies	2010-13	140	.700	590	413
4. Bria Goss	2012-15	134	.819	486	398
5. Tiffany Wait	1996-2000	122	.792	500	396
6. Sam Mahoney	2005-08	132	.675	545	368
7. Kristi Cushenberry	1989-92	118	.780	407	318
8. Elisabeth Lukschu	1978-81	119	.687	460	316
9. Stacy McIntyre	1989-92	116	.710	416	296
10. Selia Helm	2001-04	108	.789	369	291

FREE THROWS ATTEMPTED

Player	Seasons	G	PCT.	FTM	FTA
1. Valerie Still	1979-83	119	.861	527	748
2. Victoria Dunlap	2008-11	133	.623	445	714
3. A'dia Mathies	2010-13	140	.700	413	590
4. Sam Mahoney	2005-08	132	.675	368	545
5. Tiffany Wait	1996-2000	122	.792	396	500
6. Bria Goss	2012-15	134	.819	398	486
7. Liz Lukschu	1978-81	119	.687	316	460
8. Stacy McIntyre	1989-92	116	.710	296	416
9. Kristi Cushenberry	1989-92	118	.780	318	407
10. LaTonya McDole	1999-2002	117	.571	232	406

FREE THROW PERCENTAGE (MIN. 200 ATT.)

Player	Seasons	G	FTM	FTA	PCT.
1. Jenny Pfeiffer	2003-07	119	247	287	.861
2. Amani Franklin	2007-10	127	192	233	.824
3. Bria Goss	2012-15	134	398	486	.819
4. Jodie Whitaker	1986-89	111	211	259	.810
5. Tiffany Wait	1996-2000	122	396	500	.792
6. Debbie Miller	1984-87	109	300	239	.790
7. Selia Helm	2001-04	108	291	369	.789
8. Sara Potts	2002-05	117	188	240	.783
9. Kristi Cushenberry	1989-92	118	318	407	.780
10. Sandy Harding	1984-87	111	173	224	.770

SINGLE-SEASON LEADERS

FREE THROWS MADE

Player	Season	G	FTA	FTM
1. Pam Browning	1976-77	26	263	196
2. Victoria Dunlap	2009-10	35	254	175
3. Valerie Still	1982-83	28	212	154
4. Valerie Still	1981-82	32	199	136
5. Valerie Still	1979-80	29	183	129
6. Stacy McIntyre	1991-92	30	124	160
7. Victoria Dunlap	2010-11	33	206	145
8. Bria Goss	2013-14	35	141	127
9. Stacey Reed	1993-94	28	162	123
10. Tiffany Wait	1998-99	32	149	121
A'dia Mathies	2010-11	34	178	121

FREE THROWS ATTEMPTED

Player	Season	G	FTM	FTA
1. Pam Browning	1976-77	26	196	263
2. Victoria Dunlap	2009-10	25	175	254
3. Valerie Still	1982-83	28	154	212
4. Victoria Dunlap	2010-11	33	145	206
5. Valerie Still	1981-82	32	136	199
6. Valerie Still	1979-80	29	129	183
7. A'dia Mathies	2010-11	34	121	178
8. Makayla Epps	2014-15	34	114	165
9. Stacey Reed	1993-94	28	123	162
10. Sam Mahoney	2005-08	33	106	161

FREE THROW PERCENTAGE (MIN. 50 ATT.)

Player	Season	FTM	FTA	Pct
1. Bria Goss	2013-14	127	141	.901
2. Jenny Pfeiffer	2005-06	94	106	.887
3. Amani Franklin	2008-09	69	78	.885
4. Sara Potts	2004-05	49	58	.865
5. Jenny Pfeiffer	2006-07	69	80	.863
6. SeSe Helm	2001-02	62	72	.861
7. Keyla Snowden	2011-12	54	63	.857
8. Jenny Pfeiffer	2003-04	51	60	.850
Kristi Cushenberry	1988-89	85	100	.850
10. Chanté Bowman	2004-05	49	58	.845

CONSECUTIVE FREE THROWS MADE

Player (Seasons)	FT
1. Bria Goss (over nine games) 2014-15	31
2. Alexis Jennings (over 11 games) 2015-16	27
Jenny Pfeiffer (over nine games) 2005-06	27
4. Debbie Miller (over seven games) 1986-87	26
Jenny Pfeiffer (over five games) 2005-06	26
6. Diane Stephens (over 14 games) 1982-83	23
7. Sara Potts (over 15 games) 2004-05	22
Jenny Pfeiffer (over 11 games) 2006-07	22
9. Amani Franklin (over nine games) 2008-09	21
Stacy McIntyre (over four games) 1991-92	21

SINGLE-GAME LEADERS

FREE THROWS MADE

Player, Opponent (Date)	FTM
1. Bernisha Pinkett vs. Vanderbilt (1/23/11)	15
2. Stacy McIntyre vs. Houston (11/30/92)	14
Valerie Still vs. Charleston (12/19/82)	14
4. Victoria Dunlap vs. Butler (11/15/09)	13
Lydia Watkins at South Alabama (12/30/07)	13
Tiffany Wait vs. Georgia (2/7/99)	13
Erica Jackson at Ohio State (11/19/98)	13

Tiffany Wait at Miami (12/20/97)	13
Pam Browning vs. Eastern Kentucky (1976-77)	13
10. Makayla Epps vs. Ole Miss (1/21/16)	12
Bria Goss vs. Grambling State (12/29/13)	12
Tracye Davis vs. Ole Miss (2/16/91)	12
Jodie Whitaker vs. Ohio (12/28/87)	12
Debbie Miller vs. Tennessee (1/24/86)	12

FREE THROWS ATTEMPTED

Player, Opponent (Date)	FTA
1. Jennifer O'Neill vs. Baylor (12/6/13)	19
2. Erica Jackson at Ohio State (11/19/98)	18
Bernisha Pinkett vs. Vanderbilt (1/23/11)	18
Victoria Dunlap at Arkansas (1/6/11)	18
5. Liz Lukschu vs. Morehead (1/22/80)	17
Karen Mosely vs. Auburn (2/2/86)	17
Victoria Dunlap vs. MTSU (12/28/09)	17
A'dia Mathies vs. Liberty (3/20/10)	17
9. Pam Browning vs. Mt. St. Joseph (2/21/77)	16
Valerie Still vs. Charleston (12/19/82)	16
Debbie Miller vs. Tennessee (1/24/86)	16

FREE THROW PERCENTAGE (MIN. 10 ATTEMPTS)

Player, Opponent (Date)	Pct
1. Stacy McIntyre vs. Houston (11/30/92) [14-of-14]	100.0
Lydia Watkins vs. South Alabama (12/30/07) [13-of-13]	100.0
Makayla Epps vs. Ole Miss (1/21/16) [12-of-12]	100.0
Bria Goss vs. Grambling State (12/29/13) [12-of-12]	100.0
Jenny Pfeiffer vs. Xavier (12/10/03) [11-of-11]	100.0
Bria Goss vs. Missouri (1/12/14) [10-of-10]	100.0
Jennifer O'Neill at DePaul (12/12/13) [10-of-10]	100.0
Kristi Cushenberry vs. Ole Miss (2/23/92) [10-of-10]	100.0
Bebe Croley vs. Vanderbilt (3/4/88) [10-of-10]	100.0
Patty Jo Hedges vs. Cincinnati (11/27/82) [10-of-10]	100.0
Tiffany Wait vs. LSU (2/26/99) [10-of-10]	100.0

YEAR-BY-YEAR FREE THROW LEADERS (MIN. 50 ATT)

Year	Name	Class	Pos.	FT	FTA	Pct.
1977-78	Linda Edelman	So.	G	38	50	.760
1978-79	Liz Lukschu	So.	C	88	122	.721
1979-80	Patty Jo Hedges	Fr.	G	40	53	.755
1980-81	Lea Wise	So.	G	39	51	.764
1981-82	Lea Wise	Jr.	G	46	63	.730
1982-83	Lea Wise	Sr.	G	62	77	.805
1983-84	Jody Runge	Sr.	C	42	50	.840
1984-85	Sandy Harding	So.	G	60	74	.811
1985-86	Leslie Nichols	Sr.	F	70	87	.804
1986-87	Sandy Harding	Sr.	G	49	67	.802
1987-88	Jodie Whitaker	Jr.	G	80	92	.870
1988-89	Kristi Cushenberry	Fr.	G/F	85	100	.850
1989-90	Kristi Cushenberry	So.	G/F	66	91	.725
1990-91	Karen Killen	Fr.	G	40	51	.784
1991-92	Stacy McIntyre	Sr.	F	124	160	.775
1992-93	Stacey Reed	So.	G	45	56	.804
1993-94	Tedra Eberhart	Sr.	G/F	86	113	.761
1994-95	Stacey Reed	So.	G	52	69	.754
1995-96	Shaunda Roberts	So.	F	101	125	.808
1996-97	Shaunda Roberts	Jr.	F	48	59	.814
1997-98	Tiffany Wait	So.	G/F	98	119	.824
1998-99	Tiffany Wait	Jr.	G/F	121	149	.812
1999-2000	Tiffany Wait	Sr.	G/F	79	90	.778
2000-01	SeSe Helm	So.	C	62	72	.861
2001-02	SeSe Helm	Jr.	C	92	115	.800
2002-03	Rita Adams	Sr.	G	55	73	.753
2003-04	Jenny Pfeiffer	So.	G	51	60	.850
2004-05	Sara Potts	Sr.	G/F	77	89	.865
2005-06	Jenny Pfeiffer	Jr.	G	94	106	.887
2006-07	Jenny Pfeiffer	Sr.	G	69	80	.863
2007-08	Amani Franklin	So.	G	56	69	.812
2008-09	Amani Franklin	Jr.	G	69	78	.885
2009-10	Amber Smith	Jr.	PG	115	142	.810
2010-11	Bernisha Pinkett	Fr.	G	63	81	.768
2011-12	Keyla Snowden	Sr.	G	54	63	.857
2012-13	Bria Goss	So.	G	86	102	.843
2013-14	Bria Goss	Jr.	G	127	141	.901
2014-15	Bria Goss	Sr.	G	87	109	.798
2015-16	Makayla Epps	Jr.	G	106	146	.726



REBOUNDING

TEAM RECORDS

MOST REBOUNDS

Game: 67 vs. Wright State (3/22/14) & vs. Morehead State (11/18/15)

Season: 1,513 (2013-14) [35 games]

By The Opponent: 1,392 (2014-15) [34 games]

HIGHEST REBOUNDING AVERAGE

Season: 48.7 (1979-80) [1,413 in 29 games]

By An Opponent: 40.9 (2014-05) [1,392 in 34 games]

HIGHEST REBOUNDING MARGIN

Season: +16.5 (1979-80)

INDIVIDUAL RECORDS

MOST REBOUNDS

Game: 27, Valerie Still vs. National College (2/9/82)

Season: 457, Valerie Still (1981-82)

Career: 1,525, Valerie Still (1979-83)

HIGHEST REBOUNDING AVERAGE

Season: 16.8, Pam Browning (1974-75) [419 in 25 games]

Career: 12.8, Valerie Still (1979-83) [1,525 in 119 games]

CAREER LEADERS

REBOUNDS

Player	Seasons	G	Avg	Reb
1. Valerie Still	1979-83	119	12.8	1,525
2. Victoria Dunlap	2008-11	133	8.3	1,099
3. Jennifer Humphrey	2003-07	129	7.5	964
4. Leslie Nichols	1982-86	111	7.9	877
5. Sarah Elliott	2005-08	132	6.1	800
6. Debra Oden	1976-80	109	7.2	785
7. Samarie Walker	2012-14	96	8.1	777
8. Kim Denkins	1994-98	107	7.1	762
9. Liz Lukschu	1977-81	119	6.1	722
10. LaTonya McDole	1998-2002	116	6.1	711

REBOUNDING AVERAGE (MIN. 50 GAMES PLAYED)

Player	Seasons	G	Reb	Avg
1. Valerie Still	1979-83	119	1,525	12.8
2. Victoria Dunlap	2008-11	133	1,099	8.3
3. Samarie Walker	2012-14	96	777	8.1
4. Leslie Nichols	1982-86	111	877	7.9
5. Jennifer Humphrey	2003-07	129	964	7.5
6. Debra Oden	1976-80	109	785	7.2
7. Kim Denkins	1994-98	107	762	7.1
8. Jocelyn Mills	1989-93	103	703	6.8
9. Bebe Croley	1984-88	94	599	6.4
10. SeSe Helm	2000-04	108	672	6.2

SINGLE-SEASON LEADERS

REBOUNDS

Player	Season	G	Avg	Reb
1. Valerie Still	1981-82	32	14.3	457
2. Valerie Still	1979-80	29	13.9	403
3. Debra Oden	1977-78	35	10.6	371
4. Jennifer Humphrey	2006-07	34	10.3	351
5. Valerie Still	1982-83	28	12.0	336
6. Valerie Still	1980-81	30	10.9	329
7. Evelyn Akhator	2015-16	33	9.3	306
8. Samarie Walker	2013-14	35	8.7	305
9. Victoria Dunlap	2009-10	35	8.4	293
Samarie Walker	2012-13	36	8.1	293

BY A FRESHMAN:

403 Valerie Still 1980

BY A SOPHOMORE:

371 Debra Oden 1978

BY A JUNIOR:

457 Valerie Still 1982

BY A SENIOR:

351 Jennifer Humphrey 2007

REBOUNDING AVERAGE

Player	Season	G	Reb	Avg
1. Pam Browning	1974-75	25	419	16.8
2. Valerie Still	1981-82	32	457	14.3
3. Valerie Still	1979-80	29	403	13.9
4. Valerie Still	1982-83	28	336	12.0
5. Valerie Still	1980-81	30	329	10.9
6. Debra Oden	1977-78	35	371	10.6
7. Jennifer Humphrey	2006-07	34	351	10.3
8. Evelyn Akhator	2015-16	33	306	9.3
9. Victoria Dunlap	2008-09	32	290	9.1
Leslie Nichols	1984-85	27	247	9.1

BY A FRESHMAN:

13.9 Valerie Still (403 in 29 games) 1980

BY A SOPHOMORE:

10.9 Valerie Still (329 in 30 games) 1981

BY A JUNIOR:

14.3 Valerie Still (457 in 32 games) 1982

BY A SENIOR:

12.0 Valerie Still (336 in 28 games) 1983

SINGLE-GAME HIGHS

REBOUNDS

Player	Opponent (Date)	Reb
1. Valerie Still	National College (2/9/82)	27
2. Valerie Still	Rutgers (1/12/80)	26
3. Pam Browning	UT-Martin (1/22/77)	23
Victoria Dunlap	Louisville (12/5/10)	23
5. Valerie Still	UT-Chattanooga (11/30/81)	21
6. Valerie Still	Charleston (12/19/82)	20
Debra Oden	Morehead (3/4/78)	20
Jennifer Humphrey	Auburn (1/21/07)	20
DeNesha Stallworth	Mississippi State (2/27/14)	20
10. Jennifer Humphrey	Arkansas (3/1/07)	19

BY A FRESHMAN:

26 Valerie Still vs. Rutgers Jan. 12, 1980

BY A SOPHOMORE:

20 Debra Oden vs. Morehead March 4, 1978

BY A JUNIOR:

27 Valerie Still vs. National College Feb. 9, 1982

BY A SENIOR:

23 Victoria Dunlap vs. Louisville Dec. 5, 2010



Evelyn Akhator shined in her first season at Kentucky in 2015-16, finishing the year by leading the team with 9.3 rebounds per game. Akhator recorded 306 rebounds on the year, which were the seventh most in a single season in program history.

YEAR-BY-YEAR REBOUNDING LEADERS

Year	Name	Class	Pos.	Games	Rebounds	Avg.
1977-78	Debra Oden	So.	F	35	371	10.6
1978-79	Debra Oden	Jr.	F	29	225	7.8
1979-80	Valerie Still	Fr.	F/C	29	403	13.9
1980-81	Valerie Still	So.	F/C	30	329	10.9
1981-82	Valerie Still	Jr.	F/C	32	457	14.3
1982-83	Valerie Still	Sr.	F/C	28	336	12.0
1983-84	Leslie Nichols	So.	F	27	218	8.0
1984-85	Leslie Nichols	Jr.	F	27	247	9.1
1985-86	Leslie Nichols	Sr.	F	29	215	7.4
1986-87	Debbie Miller	Sr.	C	28	223	8.0
1987-88	Belitta Croley	Sr.	F	23	190	8.3
1988-89	V. Foster-Sutton	Jr.	C	28	172	6.1
1989-90	V. Foster-Sutton	Sr.	C	31	236	7.6
1990-91	Jocelyn Mills	So.	C	28	250	8.9
1991-92	Pattresa Leonard	Jr.	F/C	21	127	6.0
1992-93	Jocelyn Mills	Sr.	C	28	210	7.5
1993-94	Stacey Reed	Jr.	G	28	191	6.8
1994-95	Stacey Reed	Sr.	G	28	190	6.8
1995-96	Kim Denkins	So.	C	27	242	9.0
1996-97	Kim Denkins	Jr.	C	25	193	7.7
1997-98	Kim Denkins	Sr.	C	28	185	6.6
1998-99	Shantia Owens	Jr.	C	32	206	6.4
1999-2000	Shantia Owens	Sr.	C	29	219	7.6
2000-01	LaTonya McDole	Jr.	F	27	193	7.1
2001-02	SeSe Helm	So.	C	29	194	6.7
2002-03	SeSe Helm	Jr.	C	27	176	6.5
2003-04	SeSe Helm	Sr.	C	28	190	6.8
2004-05	Jennifer Humphrey	Jr.	F/C	34	199	6.0
2005-06	Jennifer Humphrey	Sr.	F/C	31	264	8.5
2006-07	Jennifer Humphrey	Sr.	F/C	34	351	10.3
2007-08	Victoria Dunlap	Fr.	F	33	228	6.9
2008-09	Victoria Dunlap	So.	F	32	290	9.1
2009-10	Victoria Dunlap	Jr.	F	35	293	8.4
2010-11	Victoria Dunlap	Sr.	F	33	288	8.7
2011-12	Samarie Walker	So.	F	25	179	7.2
2012-13	Samarie Walker	Jr.	F	36	293	8.1
2013-14	Samarie Walker	Sr.	C	35	305	8.7
2014-15	Linnæ Harper	So.	G	34	240	7.1
2015-16	Evelyn Akhator	Jr.	F	33	306	9.3



ASSISTS

TEAM RECORDS

MOST ASSISTS

Game: 33 vs. Michigan (1/23/82) and @ Detroit-Mercy (12/28/83)
Season: 665 (1981-82) [32 games]

MOST ASSISTS PER GAME

Season: 20.8, (1981-82) [665 in 32 games]

INDIVIDUAL RECORDS

MOST ASSISTS

Game: 16, Patty Jo Hedges vs. Cincinnati (1/15/82)
Season: 209, Patty Jo Hedges (1981-82) [32 games]
Career: 731, Patty Jo Hedges (1979-83) [120 games]

MOST ASSISTS PER GAME

Season: 7.1, Patty Jo Hedges (1979-83) [200 in 28 games]
Career: 6.4, Sandy Harding (1983-87) [706 in 111 games]

CAREER LEADERS

ASSISTS

Player	Seasons	G	Avg	Asst
1. Patty Jo Hedges	1980-83	120	6.091	731
2. Sandy Harding	1983-87	111	6.360	706
3. Jodie Whitaker	1985-89	111	4.180	464
Lea Wise	1979-83	120	3.866	464
5. Stacey Reed	1991-95	114	3.877	442
6. Amber Smith	2008-12	123	3.455	425
7. Rita Adams	1999-2003	110	3.636	400
8. Tracye Davis	1987-91	113	3.247	367
9. A'dia Mathies	2010-13	140	2.493	349
10. Janee Thompson	2015-16	119	2.916	347

ASSISTS PER GAME

Player	Seasons	G	Asst	Avg
1. Sandy Harding	1983-87	111	706	6.360
2. Patty Jo Hedges	1979-83	120	731	6.091
3. Jodie Whitaker	1985-89	111	464	4.180
4. Stacey Reed	1991-95	114	442	3.877
5. Lea Wise	1979-83	120	464	3.866
6. Amber Smith	2008-12	123	425	3.455
7. Angela Phillips	2003-05	62	230	3.710
8. Rita Adams	1999-2003	110	400	3.636
9. Tracye Davis	1987-91	113	367	3.247
10. Janee Thompson	2015-16	119	347	2.916

SINGLE-SEASON LEADERS

ASSISTS

Player	Season	G	Avg	Assists
1. Patty Jo Hedges	1981-82	32	6.53	209
2. Patty Jo Hedges	1982-83	28	7.14	200
3. Sandy Harding	1986-87	28	6.60	185
4. Sandy Harding	1985-86	28	6.53	183
5. Patty Jo Hedges	1980-81	31	5.83	181
6. Jodie Whitaker	1987-88	29	6.10	177
7. Sandy Harding	1984-85	27	6.29	170
8. Sandy Harding	1983-84	28	6.00	168
9. Rita Adams	2001-02	29	5.58	162
10. Amber Smith	2009-10	36	4.47	161
11. Janee Thompson	2015-16	33	4.75	157
12. Malinka Salhi	1989-90	31	4.70	146
13. Makayla Epps	2015-16	32	4.47	143
14. Patty Jo Hedges	1979-80	29	4.86	141
15. Stacey Reed	1993-94	28	4.92	138
16. Lea Wise	1981-82	32	4.18	134
17. Erica Jackson	1998-99	31	4.16	129
18. Christina Jansen	1995-96	27	4.70	127
19. Lea Wise	1982-83	28	4.46	125
20. Debbie Mack	1977-78	35	3.51	123
21. Carly Ormerod	2006-07	34	3.58	122
22. Angela Phillips	2003-04	28	4.25	119
Jodie Whitaker	1985-86	29	4.10	119
24. Leslie Nichols	1985-86	29	4.00	116
25. Tracye Davis	1990-91	26	4.34	113
Stacey Reed	1994-95	28	4.03	113
27. Rita Adams	2002-03	27	4.14	112
28. Angela Phillips	2004-05	34	3.36	111
29. Tracye Davis	1989-90	31	3.48	108
30. Lisa Collins	1983-84	28	3.82	107
Janee Thompson	2013-14	35	3.10	107
32. Lea Wise	1980-81	31	3.35	104
33. Tiffany Wait	1996-97	27	3.81	103
34. Geri Grigsby	1978-79	29	3.51	102
Tracye Davis	1987-88	29	3.51	102
Lea Wise	1979-80	29	3.48	101
Stacey Reed	1992-93	28	3.60	101
Carly Ormerod	2005-06	31	3.30	101
Makayla Epps	2014-15	34	2.97	101

BY A FRESHMAN:

168 Sandy Harding 1983-84

BY A SOPHOMORE:

181 Patty Jo Hedges 1980-81

BY A JUNIOR:

209 Patty Jo Hedges 1981-82

BY A SENIOR:

200 Patty Jo Hedges 1982-83

ASSISTS PER GAME

Player	Season	G	Assists	Avg
1. Patty Jo Hedges	1982-83	28	200	7.14
2. Patty Jo Hedges	1981-82	32	209	6.53
3. Sandy Harding	1986-87	28	185	6.60
4. Sandy Harding	1985-86	28	183	6.53
5. Patty Jo Hedges	1980-81	31	181	5.83
6. Jodie Whitaker	1987-88	29	177	6.10
7. Sandy Harding	1984-85	27	170	6.29
8. Sandy Harding	1983-84	28	168	6.00
9. Rita Adams	2001-02	29	162	5.58

SINGLE-GAME HIGHS

ASSISTS

Player	Opponent (Date)	Assists
1. Patty Jo Hedges	Cincinnati (1/15/82)	16
2. Patty Jo Hedges	LSU (2/27/82)	15
Sandy Harding	Dayton (1/14/86)	15
4. Jodie Whitaker	East Carolina (11/28/87)	14
Patty Jo Hedges	Memphis State (1/3/83)	14
6. Tracye Davis	Tennessee State (1/30/88)	13
7. Makayla Epps	Morehead State (11/18/15)	12
Stacey Reed	Detroit (12/1/93)	12
Jodie Whitaker	Miami (2/8/86)	12
Leslie Nichols	Detroit (2/26/86)	12



Janee Thompson ended her career with three point-assist double-doubles, including two her senior season when she recorded 16 points and 10 assists against Eastern Michigan and LSU. Thompson ended her career sixth on UK's all-time assists list with 347.

YEAR-BY-YEAR ASSIST LEADERS

Year	Player	Class	Pos.	G	Asst.	Avg.
1977-78	Debbie Mack	Jr.	G	35	123	3.5
1978-79	Geri Grigsby	So.	G	29	102	3.5
1979-80	Patty Jo Hedges	Fr.	G	29	141	4.9
1980-81	Patty Jo Hedges	So.	G	31	181	5.8
1981-82	Patty Jo Hedges	Jr.	G	32	209	6.5
1982-83	Patty Jo Hedges	Sr.	G	28	200	7.1
1983-84	Sandy Harding	Fr.	G	28	168	6.0
1984-85	Sandy Harding	So.	G	27	170	6.3
1985-86	Sandy Harding	Jr.	G	28	183	6.5
1986-87	Sandy Harding	Sr.	G	28	185	6.6
1987-88	Jodie Whitaker	Jr.	G	29	177	6.1
1988-89	Jodie Whitaker	Sr.	G	28	78	2.8
1989-90	Malinka Salhi	Sr.	G	31	146	4.7
1990-91	Tracye Davis	Sr.	G	26	113	4.3
1991-92	Stacey Reed	Fr.	G	30	90	3.0
1992-93	Stacey Reed	So.	G	28	101	3.6
1993-94	Stacey Reed	Jr.	G	28	138	4.9
1994-95	Stacey Reed	Sr.	G	28	113	4.0
1995-96	Christina Jansen	Sr.	G	27	127	4.7
1996-97	Tiffany Wait	So.	G/F	27	103	3.8
1997-98	Natalie Martinez	So.	G	28	95	3.4
1998-99	Erica Jackson	Jr.	G	31	129	4.2
1999-2000	Erica Jackson	Sr.	G	29	91	3.1
2000-01	Rita Adams	So.	G	27	88	3.3
2001-02	Rita Adams	Jr.	G	29	162	5.6
2002-03	Rita Adams	Sr.	G	27	68	2.7
2003-04	Angela Phillips	Fr.	G	28	119	4.3
2004-05	Angela Phillips	So.	G	34	111	3.3
2005-06	Carly Ormerod	Fr.	G	31	101	3.3
2006-07	Carly Ormerod	So.	G	34	122	3.6
2007-08	Samantha Mahoney	Sr.	G	33	74	2.2
2008-09	Amber Smith	So.	PG	32	114	3.6
2009-10	Amber Smith	Jr.	PG	36	161	4.5
2010-11	A'dia Mathies	So.	G	34	89	2.6
2011-12	A'dia Mathies	Jr.	G	34	93	3.4
2012-13	Jennifer O'Neill	R-So.	PG	36	99	2.7
2013-14	Janee Thompson	So.	PG	35	107	3.1
2014-15	Makayla Epps	So.	G	34	101	2.9
2015-16	Janee Thompson	Sr.	G	33	157	4.5



BLOCKS

TEAM RECORDS

MOST BLOCKS

Game: 19 vs. North Carolina A&T (12/6/06)

Season: 181 (2012-13) [36 games]

MOST BLOCKS PER GAME

Season: 5.0 (2012-13) [181 in 36 games]

INDIVIDUAL RECORDS

MOST BLOCKS

Game: 7, DeNesha Stallworth vs. Texas A&M (2/18/13)

Season: 66, Victoria Dunlap (2009-10) [35 games]

Career: 195, Sarah Elliott (2005-08) [132 games]

MOST BLOCKS PER GAME

Season: 1.885, Victoria Dunlap (2009-10) [66 in 35 games]

Career: 1.47, Sarah Elliott (2005-08) [195 in 132 games]

CAREER LEADERS

BLOCKS

Player	Seasons	G	Avg	Blks
1. Sarah Elliott	2005-2008	132	1.47	195
2. Victoria Dunlap	2008-2011	133	1.34	178
3. Valerie Still	1979-83	119	1.31	156
4. Azia Bishop	2012-2015	134	1.13	152
5. Jennifer Humphrey	2003-2007	129	0.83	107
6. Leslie Nichols	1982-86	111	0.92	102
7. Samarie Walker	2012-2014	96	1.00	96
8. Laura Meadows	1997-2000	89	1.17	95
9. Rita Adams	1999-2003	110	0.74	81
Shantia Owens	1998-2000	61	1.33	81

BLOCKS PER GAME (MIN. 50 BLOCKS)

Player	Seasons	G	Blks	Avg
1. Sarah Elliott	2005-2008	132	195	1.47
2. DeNesha Stallworth	2013-2014	65	87	1.34
3. Shantia Owens	1998-2000	61	81	1.33
Victoria Dunlap	2008-2011	133	178	1.33
5. Valerie Still	1979-83	119	156	1.31
6. Victoria Dunlap	2008-2011	100	129	1.29
7. Laura Meadows	1997-2000	89	95	1.17
8. Lisa Ellis	1988-90	59	68	1.15
9. Azia Bishop	2012-2015	134	152	1.13
10. Samarie Walker	2012-2014	96	96	1.00

SINGLE-SEASON LEADERS

BLOCKS

Player	Season	G	Avg	Blks
1. Victoria Dunlap	2009-2010	35	1.885	66
2. Sarah Elliott	2007-2008	33	1.696	56
Samarie Walker	2012-2013	36	1.555	56
4. Valerie Still	1980-81	31	1.709	53
Azia Bishop	2014-2015	33	1.606	53
6. DeNesha Stallworth	2012-2013	35	1.485	52
7. Sarah Elliott	2006-2007	34	1.471	50
8. Sarah Elliott	2004-2005	34	1.484	49
Victoria Dunlap	2010-2011	33	1.484	49
10. Valerie Still	1979-80	29	1.586	46

BY A FRESHMAN:

49 Sarah Elliott 2005

BY A SOPHOMORE:

53 Valerie Still 1981

BY A JUNIOR:

66 Victoria Dunlap 2010

BY A SENIOR:

56 Sarah Elliott 2008

BLOCKS PER GAME (MIN. 30 BLOCKS)

Player	Season	G	Blks	Avg
1. Victoria Dunlap	2009-2010	35	66	1.888
2. Valerie Still	1980-81	31	53	1.709
3. Sarah Elliott	2007-2008	33	56	1.696
4. Azia Bishop	2014-2015	33	53	1.606
5. Valerie Still	1979-80	29	46	1.586
6. Samarie Walker	2012-2013	36	56	1.555
7. Pattresa Leonard	1990-91	29	44	1.517
8. Sarah Elliott	2004-2005	34	49	1.484
9. Shantia Owens	1999-2000	29	43	1.482
10. Sarah Elliott	2006-2007	34	50	1.471

SINGLE-GAME HIGHS

BLOCKS

Player	Opponent (Date)	Blks
1. DeNesha Stallworth	Texas A&M (2/18/2013)	7
2. Alexis Jennings	Oklahoma (3/21/16)	6
Azia Bishop	Tennessee State (12/28/14)	6
Sarah Elliott	NCA&T (12/6/2005)	6
Laura Meadows	Nebraska (11/29/99)	6
Lisa Ellis	Middle Tennessee (1/8/89)	6
Jody Runge	Memphis State (1/31/82)	6
7. Evelyn Akhator	Morehead State (11/18/15)	5
DeNesha Stallworth	Wright State (3/22/2014)	5
Azia Bishop	Central Michigan (11/17/2013)	5
Victoria Dunlap	Mississippi State (3/6/2010)	5
Jenn'e Jackson	Furman (12/6/2008)	5
Sarah Elliott	Marquette (3/30/2008)	5
Sarah Elliott	James Madison (3/26/2008)	5
Sarah Elliott	Louisville (12/20/2007)	5
Sarah Elliott	West Virginia (3/28/2005)	5
Shantia Owens	Winthrop (1/3/2000)	5
Shantia Owens	Ole Miss (1/10/99)	5
Lisa Ellis	Kentucky State (1/16/89)	5
Leslie Nichols	Old Dominion (1/10/86)	5

Note: Records kept since 1978-79 season



With a team-high 53 blocks in 2014-15, Azia Bishop climbed to No. 4 on UK's all-time blocks list with 152 in her four-year career.

YEAR-BY-YEAR BLOCKS LEADERS

Year	Player	Class	Pos	G	Blks	Avg.
1978-79	Liz Lukschu	So.	F/C	29	22	0.7
1979-80	Valerie Still	Fr.	F/C	29	46	1.6
1980-81	Valerie Still	So.	F/C	31	53	1.7
1981-82	Valerie Still	Jr.	F/C	32	39	1.2
1982-83	Leslie Nichols	Fr.	F	28	38	1.3
1983-84	Jody Runge	Jr.	C	28	32	1.1
1984-85	Leslie Nichols	Jr.	F	23	28	1.2
1985-86	Leslie Nichols	Sr.	F	30	29	1.0
1986-87	Debbie Miller	Sr.	G	28	22	0.8
Melanie Warren	Sr.	C	28	22	0.8	
1987-88	Bebe Croley	Sr.	F	29	16	0.5
1988-89	Lisa Ellis	Jr.	C	28	29	1.0
1989-90	Lisa Ellis	Sr.	C	31	39	1.2
1990-91	Pattresa Leonard	So.	F/C	29	44	1.5
1991-92	Jennifer Gray	So.	C	30	18	0.6
1992-93	Jennifer Gray	Jr.	C	28	15	0.5
1993-94	Jennifer Gray	Sr.	C	28	19	0.6
Christie Jordan	Sr.	F	28	19	0.6	
1994-95	Karri Koach	Sr.	C	28	30	1.1
1995-96	Kim Denkins	So.	C	27	15	0.5
1996-97	Kim Denkins	Jr.	C	25	13	0.5
1997-98	Laura Meadows	Fr.	G/F	28	35	1.2
1998-99	Shantia Owens	Jr.	C	32	38	1.2
1999-00	Shantia Owens	Sr.	C	29	43	1.5
2000-01	Rita Adams	So.	G	27	19	0.7
2001-02	Rita Adams	Jr.	G	29	17	0.6
2002-03	Rita Adams	Sr.	G	25	29	1.2
2003-04	Keiko Tate	Jr	F	26	20	0.8
2004-05	Sarah Elliott	Fr.	C	34	49	1.4
2005-06	Sarah Elliott	So.	C	31	40	1.3
2006-07	Sarah Elliott	Jr.	C	34	50	1.4
2007-08	Sarah Elliott	Sr.	C	33	56	1.6
2008-09	Victoria Dunlap	So.	F	32	38	1.2
2009-10	Victoria Dunlap	Jr.	F	35	66	1.9
2010-11	Victoria Dunlap	Sr.	F	33	49	1.5
2011-12	Azia Bishop	Fr.	C	32	31	0.8
2012-13	Samarie Walker	Jr.	F	36	56	1.5
2013-14	Azia Bishop	Jr.	C	35	41	1.2
2014-15	Azia Bishop	Sr.	C	33	53	1.6
2015-16	Evelyn Akhator	Jr.	F	33	32	1.0



STEALS

TEAM RECORDS

MOST STEALS

Game: 28 vs. West Virginia (12/12/93)

Season: 429 (2012-13) [36 games]

MOST STEALS PER GAME

Season: 13.1 (1990-91) [29 games]

INDIVIDUAL RECORDS

MOST STEALS

Game: 11, Leslie Nichols vs. Louisville (2/14/86)

Season: 107, Victoria Dunlap (2009-10) [35 games]

Career: 320, A'dia Mathies (2010-13) [140 games]

MOST STEALS PER GAME

Season: 3.58, Rita Adams (2001-02) [104 in 29 games]; Leslie Nichols (1985-86) [104 in 29 games]

Career: 2.71, Stacey Reed (1991-95) [309 in 114 games]

CAREER LEADERS

STEALS

Player	Seasons	G	Avg	Stls
1. A'dia Mathies	2010-2013	140	2.285	320
2. Stacey Reed	1991-95	114	2.710	309
3. Victoria Dunlap	2008-2011	133	2.310	307
4. Leslie Nichols	1982-86	111	2.504	278
5. Patty Jo Hedges	1979-83	120	2.266	272
6. Rita Adams	1999-2003	110	2.427	267
7. LaTonya McDole	1998-2002	117	2.076	243
8. Christina Jansen	1992-96	107	2.140	229
9. Sandy Harding	1983-87	111	2.018	224
10. Valerie Still	1979-83	119	1.689	201



Taylor Murray led Kentucky in steals last season with 56, which was 15 more than anyone else on the team. She is the first true freshman to lead UK in steals since Victoria Dunlap in 2007-08.

STEALS PER GAME (MIN. 75 STEALS)

Player	Seasons	G	Stls	Avg
1. Stacey Reed	1991-95	114	309	2.710
2. Leslie Nichols	1982-86	111	278	2.504
3. Rita Adams	1999-2003	110	267	2.427
4. Victoria Dunlap	2008-2011	133	307	2.310
5. A'dia Mathies	2010-2013	140	320	2.285
6. Patty Jo Hedges	1979-83	120	272	2.266
7. Christina Jansen	1992-96	107	229	2.140
8. LaTonya McDole	1998-2002	117	243	2.076
9. Sandy Harding	1983-87	111	224	2.018

SINGLE-SEASON LEADERS

STEALS

Player	Season	G	Avg	Stls
1. Victoria Dunlap	2009-2010	35	3.0	107
2. Leslie Nichols	1985-86	29	3.6	104
Rita Adams	2001-2002	29	3.6	104
4. Victoria Dunlap	2010-2011	33	3.0	100
5. Stacey Reed	1993-94	28	3.5	97
6. A'dia Mathies	2009-2010	36	2.6	93
7. Malinka Salhi	1989-90	31	2.9	90
8. A'dia Mathies	2011-2012	34	2.5	87
9. Patty Jo Hedges	1980-81	31	2.5	78
10. Stacey Reed	1994-95	28	2.7	75

BY A FRESHMAN:

93 A'dia Mathies (36 games) 2009-2010

BY A SOPHOMORE:

78 Patty Jo Hedges (31 games) 1980-81

BY A JUNIOR:

107 Victoria Dunlap (35 games) 2009-2010

BY A SENIOR:

104 Leslie Nichols (29 games) 1985-86

STEALS PER GAME (MIN. 30 STEALS)

Player	Season	G	Stls	Avg
1. Leslie Nichols	1985-86	29	104	3.586
Rita Adams	2001-2002	29	104	3.586
3. Stacey Reed	1993-94	28	97	3.464
4. Victoria Dunlap	2009-2010	35	107	3.057
5. Malinka Salhi	1989-90	31	90	2.903
6. Leslie Nichols	1984-85	27	74	2.740
7. Stacey Reed	1994-95	28	75	2.678
8. A'dia Mathies	2011-2012	34	87	2.600
9. A'dia Mathies	2009-2010	36	93	2.583

SINGLE-GAME HIGHS

STEALS

Player	Opponent (Date)	Steals
1. Leslie Nichols	Louisville (2/14/86)	11
2. Rita Adams	VCU (12/16/2001)	9
A'dia Mathies	Nebraska Omaha (11/22/2011)	9
4. 13 players	Last, Victoria Dunlap vs. Louisville (12/20/2009) and A'dia Mathies vs. Mississippi Valley State (1/1/2010)	8
15. 10 players	Last, Janee Thompson vs. Tennessee State (12/28/2014)	7

Note: Records kept since 1978-79 season

YEAR-BY-YEAR STEALS LEADERS

Year	Player	Class	Pos	G	Steals	Avg.
1978-79	Janet Timperman	Sr.	G/F	29	52	1.8
1979-80	Patty Jo Hedges	Fr.	G	29	60	2.1
1980-81	Patty Jo Hedges	So.	G	31	78	2.5
1981-82	Patty Jo Hedges	Jr.	G	32	61	1.9
1982-83	Patty Jo Hedges	Sr.	G	28	73	2.6
1983-84	Leslie Nichols	So.	F	27	64	2.4
1984-85	Leslie Nichols	Jr.	F	27	74	2.7
1985-86	Leslie Nichols	Sr.	F	29	104	3.6
1986-87	Bebe Croley	Jr.	G	28	73	2.6
1987-88	Jodie Whitaker	Jr.	G	29	44	1.5
1988-89	Malinka Salhi	Jr.	G	28	48	1.7
1989-90	Malinka Salhi	Sr.	G	31	90	2.9
1990-91	Stacy McIntyre	Jr.	F	29	68	2.3
1991-92	Stacey Reed	Fr.	G	30	69	2.3
1992-93	Stacey Reed	So.	G	28	68	2.4
1993-94	Stacey Reed	Jr.	G	28	97	3.5
1994-95	Stacey Reed	Sr.	G	28	75	2.7
1995-96	Christina Jansen	Sr.	G	27	63	2.3
1996-97	Nikki Hay	Jr.	G	27	50	1.9
1997-98	Tiffany Wait	Jr.	G/F	28	48	1.7
1998-99	Erica Jackson	Jr.	G	31	64	2.1
1999-2000	Erica Jackson	Sr.	G	29	68	2.3
2000-01	LaTonya McDole	Jr.	F	27	77	2.9
2001-02	Rita Adams	Jr.	G	29	104	3.6
2002-03	Rita Adams	Sr.	G	27	68	2.5
2003-04	Sara Potts	Jr.	G	28	38	1.4
Shambrica Jones	Sr.	F	28	38	1.4	
2004-05	Sara Potts	Sr.	G/F	34	40	1.2
2005-06	Nastassia Alcius	Jr.	G	31	43	1.4
2006-07	Carly Ormerod	Jr.	G	34	41	1.2
2007-08	Victoria Dunlap	Fr.	F	33	43	1.3
2008-09	Victoria Dunlap	So.	F	32	57	1.8
2009-10	Victoria Dunlap	Jr.	F	35	107	3.1
2010-11	Victoria Dunlap	Sr.	F	33	100	3.0
2011-12	A'dia Mathies	Jr.	G	34	87	2.6
2012-13	Samarie Walker	Jr.	F	36	72	2.0
2013-14	DeNesha Stallworth	Sr.	F	30	44	1.5
2014-15	Linnæe Harper	So.	G	34	69	2.0
2015-16	Taylor Murray	Fr.	G	33	56	1.6



STREAKS

WIN STREAK

OVERALL

No.	Began	Ended
1.	17 Nov. 17, 2012 vs. High Point (H) 80-46	Jan. 24, 2013 vs. South Carolina (A) 50-55
2.	11 Nov. 13, 2015 vs. Rice (H) 72-39	Jan. 3, 2016 vs. Auburn (A) 61-66
	11 Nov. 8, 2013 at Marist (A) 75-61	Dec. 22, 2013 vs. Duke (H) 61-69
	11 Nov. 13, 2009 vs. Boston (H) 92-58	Dec. 28, 2009 vs. MTSU (A) 51-57
	11 Jan. 6, 1983 vs. Middle Tennessee (H) 73-68	Feb. 9, 1983 vs. Tennessee (H) 85-95
5.	10 Jan. 1, 2012 vs. Florida (A) 59-56	Feb. 5, 2012 vs. LSU (A) 51-61
	10 Nov. 11, 2011 vs. Morehead State (A) 96-60	Dec. 18, 2011 vs. Notre Dame (A) 83-92
	10 Jan. 5, 1980 vs. South Carolina State (A) 87-72	Feb. 2, 1980 vs. Tennessee (H) 83-91
8.	9 Nov. 30, 1989 vs. Miami (OH) (A) 61-56	Jan. 7, 1990 vs. Vanderbilt (A) 70-79
	9 Dec. 1, 1980 vs. Charleston (H) 94-57	Jan. 11, 1981 vs. Rutgers (A) 67-69
10.	8 Jan. 17, 2010 vs. Alabama (H) 88-63	Feb. 14, 2010 vs. Vanderbilt (A) 55-68
	8 Dec. 8, 2006 vs. Alabama State (H) 75-46	Jan. 6, 2007 vs. Ohio State (A) 51-53
	8 Nov. 18, 2005 vs. IUPUI (H) 81-52	Dec. 18, 2005 vs. #3 LSU (H) 36-66
	8 Dec. 5, 1990 vs. Miami (OH) (H) 72-68	Jan. 6, 1991 vs. LSU (A) 74-78
	8 Nov. 11, 1982 vs. East Carolina (H) 78-67	Jan. 3, 1983 vs. Memphis State (A) 71-75
	8 Feb. 10, 1980 vs. Auburn (N) 88-59	March 6, 1980 vs. N.C. State (A) 63-71
16.	7 Dec. 3, 1987 vs. Ohio State (H) 68-51	Jan. 4, 1998 vs. Florida (A) 58-100
	7 Dec. 20, 1992 vs. Chicago State (N) 95-33	Jan. 16, 1993 vs. Auburn (H) 49-52
	7 March 22, 1990 vs. Maine (N) 76-66	Dec. 2, 1990 vs. Maine (A) 64-80
	7 Feb. 20, 1982 vs. Florida (A) 89-87	March 20, 1982 vs. La. Tech (A) 60-82
	7 Dec. 21, 1981 vs. UCLA (H) 83-72	Jan. 20, 1982 vs. Old Dominion (A) 68-91
	7 Jan. 13, 1981 vs. Western Kentucky (A) 77-70	Jan. 31, 1981 vs. Auburn (N) 66-70
	7 Jan. 13, 2011 vs. South Carolina (H) 66-48	Feb. 7, 2011 vs. Tennessee (H) 67-73

SINGLE SEASON

No.	Began	Ended
1.	17 Nov. 17, 2012 vs. High Point (H) 80-46	Jan. 24, 2013 vs. South Carolina (A) 50-55
2.	11 Nov. 13, 2015 vs. Rice (H) 72-39	Jan. 3, 2016 vs. Auburn (A) 61-66
	11 Nov. 8, 2013 at Marist (A) 75-61	Dec. 22, 2013 vs. Duke (H) 61-69
	11 Nov. 13, 2009 vs. Boston (H) 92-58	Dec. 28, 2009 vs. MTSU (A) 51-57
	11 Jan. 6, 1983 vs. Middle Tennessee (H) 73-68	Feb. 9, 1983 vs. Tennessee (H) 85-95
4.	10 Jan. 1, 2012 vs. Florida (A) 59-56	Feb. 5, 2012 vs. LSU (A) 51-61
	10 Nov. 11, 2011 vs. Morehead State (A) 96-60	Dec. 18, 2011 vs. Notre Dame (A) 83-92
	10 Jan. 5, 1980 vs. South Carolina State (A) 87-72	Feb. 2, 1980 vs. Tennessee (H) 83-91
7.	9 Nov. 30, 1989 vs. Miami (OH) (A) 61-56	Jan. 7, 1990 vs. Vanderbilt (A) 70-79
	9 Dec. 1, 1980 vs. Charleston (H) 94-57	Jan. 11, 1981 vs. Rutgers (A) 67-69
9.	8 Jan. 17, 2010 vs. Alabama (H) 88-63	Feb. 14, 2010 vs. Vanderbilt (A) 55-68
	8 Dec. 8, 2006 vs. Alabama State (H) 75-46	Jan. 6, 2007 vs. Ohio State (A) 51-53
	8 Nov. 18, 2005 vs. IUPUI (H) 81-52	Dec. 18, 2005 vs. #3 LSU (H) 36-66
	8 Dec. 5, 1990 vs. Miami (OH) (H) 72-68	Jan. 6, 1991 vs. LSU (A) 74-78
	8 Nov. 11, 1982 vs. East Carolina (H) 78-67	Jan. 3, 1983 vs. Memphis State (A) 71-75
	8 Feb. 10, 1980 vs. Auburn (N) 88-59	March 6, 1980 vs. N.C. State (A) 63-71

HOME COURT

No.	Began	Ended
1.	34 Feb. 13, 2011 vs. LSU 49-47	Feb. 3, 2013 vs. Georgia 71-75
2.	30 Feb. 12, 1980 vs. Northern Kentucky 62-61	Jan. 31, 1982 vs. Memphis State 69-70
3.	25 March 19, 2009 vs. Chattanooga 81-76	Jan. 9, 2011 vs. Georgia 59-61
4.	19 Feb. 23, 1982 vs. Louisville 84-80	Feb. 9, 1983 vs. Tennessee 85-95
5.	14 Jan. 31, 1990 vs. Eastern Kentucky 80-59	Jan. 27, 1991 vs. Alabama 65-72
6.	13 Jan. 30, 1984 vs. New Orleans 85-68	Jan. 13, 1985 vs. Old Dominion 63-64
	13 March 2, 2014 vs. Vanderbilt 65-63	Jan. 29, 2015 vs. Tennessee 72-73
8.	11 Feb. 7, 1987 vs. Alabama 89-80	Jan. 7, 1988 vs. Mississippi State 61-68
	11 Feb. 10, 1979 vs. Detroit 80-61	Feb. 2, 1980 vs. Tennessee 83-91
10.	11 Nov. 19, 2004 vs. Butler 82-44	Jan. 27, 2005 vs. Vanderbilt 67-73

BIGGEST WINS

Margin	Opponent (Site)	Score	Date
1.	+77 Kentucky State (H)	121-44	Nov. 24, 1989
2.	+75 Jacksonville State (H)	100-25	Nov. 15, 2011
3.	+74 Morris Brown (H)	106-32	Dec. 23, 2002
4.	+72 Arkansas-Pine Bluff (H)	107-35	Dec. 21, 2010
5.	+68 Jackson State (H)	92-24	Nov. 29, 2015
6.	+67 Lipscomb (H)	116-49	Nov. 21, 2013
	+67 Alcorn State (H)	90-23	Dec. 28, 2012
8.	+66 USC Upstate (H)	100-34	Nov. 25, 2012
9.	+65 Georgia Southern (H)	103-38	Nov. 13, 2013
10.	+63 Grambling State (H)	109-46	Dec. 29, 2013
	+63 National College (H)	109-46	Feb. 22, 1984
12.	+62 Chicago State (N)	95-33	Dec. 20, 1992
13.	+60 Tennessee State (H)	105-45	Dec. 22, 2005
14.	+59 Southern Utah (H)	98-39	Jan. 17, 1990
15.	+58 Arkansas-Pine Bluff (H)	101-43	Dec. 12, 2011
16.	+56 Charleston Southern (H)	89-33	Dec. 10, 2004
	+56 Western Kentucky (H)	99-43	Jan. 14, 1980
18.	+55 Morehead State (H)	112-57	Nov. 18, 2015
	+55 Nicholls State (H)	106-51	Dec. 21, 2004

+55	Winthrop (H)	94-39	Jan. 3, 2000
+55	Miami (Fla.) (H)	108-53	Feb. 8, 1986
22.	+54 UNC Asheville (H)	85-31	March 19, 2016
	+54 Miami (Ohio) (H)	107-53	Dec. 1, 2009
24.	+53 Mississippi State (H)	100-47	Jan. 17, 2013
25.	+52 Florida A&M (H)	91-39	Dec. 13, 2009
26.	+51 Bellarmine (N/A)	83-32	Jan. 10, 1975
27.	+50 Indiana (H)	102-52	Dec. 15, 1979

BIGGEST SEC WINS

Margin	Opponent (Site)	Score	Date
1.	+53 Mississippi State (H)	100-47	Jan. 17, 2013
2.	+48 Mississippi State (H)	88-40	Jan. 8, 2012
3.	+44 Auburn (H)	97-53	Jan. 20, 2013
4.	+36 Mississippi State (A)	76-40	Feb. 26, 2012
5.	+31 Auburn (H)	69-38	Feb. 3, 2011
6.	+30 Ole Miss (H)	108-78	Feb. 13, 2014
7.	+29 Arkansas (A)	79-50	Feb. 12, 2006
	+29 Auburn (N)	88-59	Feb. 10, 1980
9.	+28 South Carolina (H)	93-65	Feb. 21, 1999
10.	+27 Alabama (A)	104-77	Jan. 18, 1983
	+27 Arkansas (H)	87-60	Feb. 18, 2007
12.	+26 Florida (H)	77-51	Feb. 18, 2010
13.	+25 Alabama (H)	73-48	Jan. 7, 2016
	+25 Ole Miss (A)	90-65	Feb. 28, 2013
	+25 Alabama (H)	88-63	Jan. 17, 2010
	+25 Florida (A)	76-61	Feb. 3, 1984

BIGGEST LOSSES

Margin	Opponent (Site)	Score	Date
1.	-79 Australian National	40-119	Feb. 1, 1974
2.	-72 Tennessee (H)	38-110	Jan. 21, 2001
3.	-54 Tennessee (A)	53-107	Nov. 13, 1976
4.	-49 Delta State (A)	40-89	Dec. 19, 1976
5.	-46 Georgia (A)	67-113	Feb. 23, 1986
6.	-44 Tennessee (A)	39-83	Jan. 27, 2001
	-44 Tennessee (A)	57-101	Jan. 21, 1989
	-44 Tennessee (N)	66-100	March 5, 1988
9.	-42 Florida (A)	58-100	Jan. 4, 1998
	-42 Auburn (A)	46-88	Feb. 10, 1996

BIGGEST COMEBACKS

1.	-19 Miami (Ohio), 53-34, 16:27 in second half, (won, 77-71) 11/21/00
2.	-18 Miami (Ohio), 14:35 in second half, (won, 108-102, OT) 12/21/02
	-18 Middle Tenn., 31-13, 3:54 in first half (also down 46-29, 14:29 in second half) (won, 68-66) 1/8/89
4.	-17 Oregon State, 38-21, 2:29 in first half (won 73-70) 11/25/04
	-17 WKU, 30-47, 17:09 in second half, (won 76-63) 12/22/03
	-17 Villanova, 19-2, 11:52 in first half (won 63-54) 12/29/96
7.	-16 Louisville, 32-16, 6:44 in first half (won 77-68) 12/7/14
	-16 South Carolina, 30-46 in second half, (won, 78-74) 2/14/13
	-16 Vanderbilt, 53-37, 11:19 in second half (won, 74-68) 1/6/89
	-16 Ole Miss, 24-8, 6:51 in first half (won, 69-61) 2/8/07
11.	-15 Mississippi State, 54-39, 15:18 in second half (won, 76-67) 3/6/15
12.	-14 Baylor, 40-26, 18:31 in the second half (won, 74-64) 11/17/14
	-14 Louisville, 21-7, 11:16 in first half (won 69-64) 12/1/13
	-14 Louisville, 35-21, 15:08 in second half (won, 48-47) 2/2/12
	-14 Florida, 20-6, 12:46 in first half (won, 71-67) 3/2/12
	-14 Mississippi St., 40-26, 18:52 in second half, (won, 76-65) 3/6/10
	-14 Xavier, 40-26, 18:49 in second half (won, 67-62) 3/24/05
	-14 Toledo, 32-18, 5:43 in second half (won, 85-76) 3/24/90
	-14 Auburn, 22-8, 8:36 in first half (won 91-90 2OT) 2/2/86

Largest Comebacks in the Matthew Mitchell Era

1.	-16 Louisville, 32-16, 6:44 in first half (won 77-68) 12/7/14
	-16 South Carolina, 30-46 in second half, (won, 78-74) 2/14/13
3.	-15 Mississippi State, 54-39, 15:18 in second half (won, 76-67) 3/6/15
4.	-14 Baylor, 40-26, 18:31 in the second half (won, 74-64) 11/17/14
	-14 Louisville, 21-7, 11:16 in first half (won 69-64) 12/1/13
	-14 Louisville, 35-21, 15:08 in second half, (won, 48-47) 12/2/12
	-14 Florida, 20-6, 12:46 in first half, (won, 71-67) 3/2/12
	-14 Mississippi St., 40-26, 18:52 in second half, (won, 76-65) 3/6/10
9.	-13 Auburn, 25-12, 9:52 in first half, (won, 73-71) 1/19/14
10.	-12 Arizona, 37-25, 5:01 in second half, (won 68-64ot) 11/15/15
	-12 Cincinnati, 18-6, 13:18 in first half, (won, 58-55) 11/17/08
11.	-11 Middle Tenn., 52-41, 15:41 in second half, (won 81-72) 12/29/10
	-11 Ole Miss, 36-25, 00:27 in first half, (won 74-68) 1/27/11
	-11 Middle Tenn., 23-12, 9:54 in first half (won, 68-66 OT) 3/21/08
	-11 Arkansas, 30-19 in first half (won, 80-74 OT) 2/7/13
	-11 DePaul, 21-10 in first half (won, 96-85) 12/12/13



MISCELLANEOUS RECORDS

100-PT. GAMES

- The Cats are a perfect 48-0 when scoring 100+ Points.
- The last time the Cats hit the century mark was a 112-57 victory over Morehead State on Nov. 18, 2015.
- UK has scored 100+ Points five times against schools from the SEC, defeating Alabama 104-77 on Jan. 18, 1983, Vanderbilt 106-85 on Jan. 23, 1983, Mississippi State 106-82 on Jan. 30, 1981 and also on Jan. 27, 2013, 100-47 and Ole Miss 108-78 on Feb. 13, 2014.

Date	Site	Opponent	Score
1/17/76	H	Morehead	104-63
11/17/77	A	Memphis State	101-94
12/13/77	H	Murray State	102-64
12/15/79	H	Indiana	102-52
12/17/79	H	Eastern Kentucky	100-77
1/30/81	N	Mississippi State	106-82
3/2/81	H	Marshall	100-60
12/19/82	H	Charleston	106-81
1/10/83	H	Tennessee Tech	102-67
1/18/83	A	Alabama	104-77
1/23/83	A	Vanderbilt	106-85
12/28/83	A	Detroit Mercy	107-102 (2OT)
2/22/84	H	National College	109-46
11/22/85	A	Marshall	102-73
11/29/85	H	Cleveland State	101-63
1/31/86	H	Charleston	111-64
2/8/86	H	Miami (Fla.)	108-53
12/20/87	H	Morehead State	101-83
11/24/89	H	Kentucky State	121-44
11/25/89	H	Missouri	102-84
12/17/89	A	Central Florida	102-58
2/20/90	H	Morehead State	106-71
11/23/90	H	Kent State	114-83
11/24/90	H	Duquesne	101-56
11/28/90	H	Ohio State	107-73
12/7/90	H	Bradley	103-75
12/30/00	H	Florida Atlantic	112-71
11/23/01	N	Sam Houston State	100-55
12/21/02	H	Miami (Ohio)	108-102 (OT)
12/23/02	H	Morris Brown	106-32
12/21/04	H	Nicholls State	106-51
12/22/05	H	Tennessee St.	105-45
12/1/09	H	Miami (Ohio)	107-53
12/20/09	H	Louisville	101-67
12/21/10	H	Arkansas-Pine Bluff	107-35
11/15/11	H	Jacksonville State	100-25
12/11/11	H	Arkansas-Pine Bluff	101-43
11/25/12	H	USC Upstate	100-34
1/17/13	H	Mississippi State	100-47
11/13/13	H	Georgia Southern	103-38
11/21/13	H	Lipscomb	116-49
11/27/13	H	Bradley	117-77
12/6/13	N	Baylor	133-130 (4OT)
12/29/13	H	Grambling State	109-46
2/13/14	H	Ole Miss	108-78
3/22/14	H	Wright State	106-60
11/14/14	H	Appalachian State	111-74
11/18/15	H	Morehead State	112-57

UK IN OVERTIME

- The Cats are 28-24 all-time in overtime games.
- Matthew Mitchell holds an 11-3 career record in extra minutes, 9-2 at UK.
- The Cats are 10-14 in OT vs. teams currently in the SEC.

Single Overtime Games: 21-19

Date	Site	Opponent	Score	Result
12/19/77	A	Louisville	94-88	W
1/19/78	H	Alabama	62-66	L
11/18/78	N	Miss. Univ.	76-81	L
2/21/79	A	WKU	62-58	W
2/2/80	H	Tennessee	83-91	L
1/11/81	A	Rutgers	67-69	L
1/24/81	H	South Carolina	70-65	W
3/10/81	H	N.C. State	75-74	W
1/30/83	H	Georgia	66-59	W
1/23/85	A	Tennessee	76-72	W
1/2/86	A	Tenn. Tech	65-69	L
1/11/89	A	EKU	83-77	W
1/11/90	H	LSU	79-80	L
1/24/92	H	Arkansas	75-74	W
12/10/93	A	WKU	77-82	L
12/31/93	N	North Carolina	75-80	L
2/18/94	H	Tennessee	89-95	L
1/11/95	A	Louisville	76-77	L
12/8/97	A	WKU	66-64	W
1/14/98	H	LSU (Cincinnati)	74-71	W
11/19/98	A	Ohio State	92-84	W
1/31/99	A	Arkansas	69-74	L
1/13/00	A	Vanderbilt	55-60	L
12/21/02	H	Miami (Ohio)	108-102	W
2/6/03	A	Auburn	56-63	L
12/3/03	H	Louisville (Rupp)	84-80	W
12/13/03	A	Temple	82-86	L
1/9/05	A	Alabama	63-69	L
1/2/06	H	Bowling Green	66-62	W
1/14/07	H	Ole Miss	65-67	L
2/15/07	H	Georgia	72-82	L
11/30/07	H	Western Ky.	74-78	L
3/21/08	H	Middle Tenn.	68-66	W
3/19/09	H	Chattanooga	81-76	W
1/7/10	A	Georgia	60-61	L
3/19/11	N	Hampton (NCAA)	66-62	W
2/7/13	A	Arkansas	80-74	W
2/27/14	A	Mississippi State	81-74	W
11/28/14	N	Oklahoma	92-88	W
11/15/15	A	Arizona State	68-64	W

Double Overtime Games: 6-4

12/18/75	A	Gulf Coast	79-77 (2OT)	W
1/28/78	H	Tennessee	90-92 (2OT)	L
3/16/78	N	Kansas	92-87 (2OT)	W
12/28/83	A	Detroit Mercy	107-102 (2OT)	W
2/2/86	A	Auburn	91-90 (2OT)	W
2/23/03	A	Alabama	73-71 (2OT)	W
2/1/04	A	Ole Miss	88-90 (2OT)	L
3/28/05	H	West Virginia	75-80 (2OT)	L
1/25/07	H	Mississippi St.	75-83 (2OT)	L
2/12/15	H	Mississippi St.	92-90 (2OT)	W

Triple Overtime Games: 0-1

11/28/89	A	Ohio State	86-89 (3OT)	L
----------	---	------------	-------------	---

Four Overtime Games: 1-0

12/6/13	N	Baylor	133-130 (4OT)	W
---------	---	--------	---------------	---

RECORD BY STATE

Date	Record	Pct.
Alabama	27-21	.563
Alaska	0-0	.000
Arizona	1-0	1.000
Arkansas	9-12	.428
California	11-9	.550
Colorado	1-0	1.000
Connecticut	1-5	.200
Delaware	2-0	1.000
District of Columbia	0-2	.000
Florida	14-15	.483
Georgia	18-30	.375
Hawaii	5-5	.500
Idaho	0-0	.000
Illinois	8-6	.571
Indiana	7-10	.412
Iowa	3-2	.600
Kansas	6-3	.667
Kentucky	422-180	.701
Louisiana	9-21	.300
Maine	0-0	.000
Maryland	1-1	.500
Massachusetts	1-0	1.000
Michigan	11-4	.733
Minnesota	0-0	.000
Mississippi	32-24	.571
Missouri	5-2	.714
Montana	0-0	.000
Nebraska	2-2	.500
Nevada	2-0	1.000
New Hampshire	4-0	1.000
New Jersey	1-1	.500
New Mexico	2-1	.667
New York	7-2	.778
North Carolina	8-12	.400
North Dakota	0-0	.000
Ohio	28-22	.560
Oklahoma	2-0	1.000
Oregon	0-1	.000
Pennsylvania	2-1	.667
Rhode Island	1-1	.500
South Carolina	15-19	.441
South Dakota	0-1	.000
Tennessee	52-70	.426
Texas	15-4	.789
Utah	0-0	.000
Vermont	0-0	.000
Virginia	5-6	.455
Virgin Islands	1-2	.333
Washington	2-2	.500
West Virginia	6-2	.750
Wisconsin	2-3	.400
Wyoming	0-0	.000
Total	761-504	.602

RECORD BY MONTH

Month	Won	Lost	Home	Away	Neutral
November	121	38	80-10	24-17	16-12
December	195	90	109-24	60-50	25-16
January	198	166	126-63	65-98	6-5
February	175	147	111-57	56-85	5-5
March	72	62	24-9	3-7	45-46
April	0	1	0-0	0-0	0-1
Total: 761-504					



MISCELLANEOUS RECORDS

TOP INDIVIDUAL SCORING PERFORMANCES

43 POINTS

Jennifer O'Neill vs. Baylor 12/6/13

42 POINTS

Valerie Still vs. Charleston 12/19/82
Makayla Epps vs. Mississippi State . . . 2/12/15

41 POINTS

Valerie Still vs. Florida 2/20/82

40 POINTS

Bebe Croley vs. Morehead State 12/20/87

39 POINTS

Valerie Still vs. Indiana 12/6/80

38 POINTS

Valerie Still vs. Indiana 12/15/79
 Valerie Still vs. Ohio State 12/2/82
 Valerie Still at Rutgers 2/16/83

37 POINTS

Valerie Still vs. Indiana State 1/17/81

35 POINTS

Pam Browning vs. C. Missouri 12/18/76
 Pam Browning vs. ECU 3/5/77
 Valerie Still at Georgia 2/6/82
 Valerie Still at Murray State 12/10/80

34 POINTS

Pam Browning vs. Morehead 1976-77
 Valerie Still vs. LSU 2/27/82
 Leslie Nichols at Seton Hall 12/5/81
 Leslie Nichols vs. New Orleans 1/20/84
 A'dia Mathies vs. Tennessee 1/12/12
 A'dia Mathies vs. Dayton 3/26/13

33 POINTS

Valerie Still vs. Mississippi State 1/30/81
 Valerie Still vs. Indiana State 1/7/82
 Valerie Still vs. Tennessee 2/28/82
 Valerie Still vs. Louisville 1/20/83
 Karen Mosley vs. Auburn 2/2/86
 Victoria Dunlap vs. Butler 11/15/09

32 POINTS

Pam Browning vs. Tennessee Tech . . . 1976-77
 Valerie Still at Maryland 3/21/81
 Valerie Still vs. Cincinnati 1/15/82
 Valerie Still vs. Vanderbilt 1/23/83
 Karen Mosley vs. Valdosta 11/27/83
 Leslie Nichols vs. Morehead 11/24/84
 Leslie Nichols vs. Miami (Fla.) 2/8/86
 Lisa Collins vs. Vanderbilt 2/20/84
 Belitta Croley vs. Alabama 2/7/87
 Jocelyn Mills vs. Butler 1/26/93
 Shaunda Roberts vs. Syracuse 12/22/95
 Sara Potts vs. Chattanooga 3/20/05
 A'dia Mathies vs. Liberty 3/20/10

31 POINTS

Pam Browning vs. Western Ky. 1976-77
 Valerie Still vs. Indiana 12/8/81
 Leslie Nichols vs. Marshall 11/22/85
 Jodie Whitaker vs. Radford 11/26/88
 Jocelyn Mills vs. Florida 2/28/93
 Shaunda Roberts vs. Louisville 2/19/96
 Kim Denkins vs. N.C. State 12/30/95

Sara Potts vs. Xavier 3/24/05
 Victoria Dunlap vs. Oklahoma 3/30/10
Makayla Epps vs. Mississippi State . . . 3/6/15

30 POINTS

Valerie Still vs. Rutgers 1/11/81
 Valerie Still vs. Eastern Ky. 1/27/81
 Liz Lukschu vs. South Carolina 3/14/81
 Valerie Still vs. UT-Chattanooga 11/30/81
 Valerie Still vs. UCLA 12/21/81
 Valerie Still vs. Miami 12/5/82
 Lea Wise vs. Illinois 3/14/82
 Leslie Nichols at Ohio State 12/2/83
 Leslie Nichols vs. Georgia 1/29/85
 Bebe Croley vs. Florida 2/14/87
 Erica Jackson vs. South Carolina 2/21/99
 Sara Potts at Ole Miss 2/1/04
 Sam Mahoney vs. James Madison 3/26/08
 Victoria Dunlap vs. Tennessee Tech . . 12/7/10
Makayla Epps vs. Washington 3/25/16

TOP INDIVIDUAL REBOUNDING PERFORMANCES

27 REBOUNDS

Valerie Still vs. National College 2/9/82

26 REBOUNDS

Valerie Still vs. Rutgers 1/12/80

23 REBOUNDS

Pam Browning vs. UT-Martin 1/22/77
 Victoria Dunlap at Louisville 12/5/10

21 REBOUNDS

Valerie Still vs. UT-Chattanooga 11/30/81

20 REBOUNDS

Valerie Still vs. Charleston 12/19/82
 Debra Oden vs. Morehead 3/4/78
 Jennifer Humphrey vs. Auburn 1/21/07
 DeNesha Stallworth vs. Mississippi State 2/27/14

19 REBOUNDS

Liz Lukschu vs. MUW 11/18/79
 Maria Donhoff vs. Louisville 78-79
 Valerie Still vs. Indiana State 1/17/81
 Valerie Still vs. Eastern Kentucky 1/27/81
 Valerie Still vs. Seton Hall 12/5/81
 Valerie Still vs. Rutgers 2/16/83
 Vanessa Foster-Sutton vs. ECU 1/31/90
 Jennifer Humphrey vs. Florida 1/12/06
 Jennifer Humphrey vs. Arkansas 3/1/07

18 REBOUNDS

Valerie Still vs. Michigan 1/23/82
 Valerie Still vs. Vanderbilt 1/26/82
 Valerie Still vs. Tennessee Tech 1/10/83
 Josh Mills vs. Morehead State 2/6/91
 Jennifer Humphrey vs. South Carolina . . 2/9/06
 Sarah Elliott vs. Ole Miss 1/14/07
 Victoria Dunlap vs. Butler 11/15/09
 Brittany Henderson vs. Vanderbilt 3/5/11
Evelyn Akhator vs. Texas A&M 2/28/16

17 REBOUNDS

Valerie Still at Maryland 3/21/81
 Valerie Still vs. Vanderbilt 12/10/81
 Valerie Still vs. Indiana State 1/7/82
 Valerie Still vs. Cincinnati 1/15/82
 Valerie Still vs. Memphis State 1/31/82
 Valerie Still vs. Arkansas 1/6/83

Lisa Ellis vs. Ohio State 11/28/89
 Shantia Owens vs. Ole Miss 2/24/99
 Shantia Owens vs. Xavier 12/31/99
Evelyn Akhator vs. Rice 11/13/15

16 REBOUNDS

Valerie Still vs. Indiana 12/8/81
 Valerie Still vs. Georgia 1/3/82
 Valerie Still vs. Southern Illinois 1/16/82
 Valerie Still vs. Georgia State 2/4/82
 Leslie Nichols vs. Louisville 2/25/84
 Vanessa Foster-Sutton vs. MTSU 2/27/90
 Laura Meadows vs. Alabama 3/2/00
 Jennifer Humphrey vs. Louisville 12/28/05
 Jennifer Humphrey vs. UTPA 1/2/07
 Jennifer Humphrey vs. Mississippi State 1/25/07
 Jennifer Humphrey vs. Ole Miss 2/8/07
 Jennifer Humphrey vs. Arkansas 2/18/07
 Lydia Watkins vs. Middle Tennessee . . 3/21/08
 Victoria Dunlap vs. Middle Tennessee 12/28/09
 Victoria Dunlap vs. Miami Ohio 12/1/09
 Victoria Dunlap vs. Morehead State . . 11/17/09
Evelyn Akhator vs. Morehead State 11/18/15

DOUBLE-DOUBLES (POINTS/ REBOUNDS) FROM 1980-PRESENT

THE 20-20 CLUB

Valerie Still 30/21 . . UTC 11/30/81
 42/20 . . Charleston 12/19/82

THE 20-15 CLUB

Valerie Still 37/19 . . Indiana State 1/17/81
 30/19 . . ECU 1/27/81
 32/17 . . Maryland 3/21/81
 34/19 . . Seton Hall 12/5/81
 31/16 . . Indiana 12/8/81
 23/15 . . Florida 12/31/81
 33/17 . . Indiana State 1/7/82
 32/17 . . Cincinnati 1/15/82
 27/16 . . So. Illinois 1/16/82
 27/18 . . Michigan 1/23/82
 28/18 . . Vanderbilt 1/26/82
 24/16 . . Georgia St. 2/4/82
 23/15 . . So. Carolina 2/13/82
 42/20 . . Charleston 12/19/82
 29/18 . . Tenn. Tech 1/10/83
 22/17 . . Arkansas 1/15/83
 38/19 . . Rutgers 2/16/83
 28/16 . . Auburn 3/3/83
 Leslie Nichols 26/15 . . Dayton 1/20/84
 Bebe Croley 25/15 . . E. Carolina 11/28/87
 40/15 . . Morehead St. 12/20/87
 Kim Denkins 23/17 . . Marshall 2/8/96
 J. Humphrey 22/16 . . Miss. State 1/25/07
 J. Humphrey 21/19 . . Arkansas 3/1/07
 Victoria Dunlap 20/15 . . Miami (Ohio) 1/3/09
 21/15 . . LSU 2/22/09
 33/18 . . Butler 11/15/09
 21/16 . . Miami Ohio 12/1/09
 20/16 . . MTSU 12/28/09

DOUBLE-DOUBLES (POINTS – ASSISTS) 1980-81 TO PRESENT

P.J. Hedges (6)

10/13 Illinois 3/14/82
 19/11 Charleston 12/19/82
 16/14 Memphis State 1/3/83
 15/10 South Florida 1/14/83



MISCELLANEOUS RECORDS

Sandy Harding (6)

12/10	Old Dominion	12/29/84
14/10	Tennessee	1/23/85
18/15	Dayton	1/14/86
10/12	LSU	3/1/86
24/10	Drake	3/12/86
16/10	Old Dominion	1/23/87

Jodie Whitaker (4)

16/12	Miami	2/8/86
16/14	East Carolina	11/28/87
16/11	EKU	12/1/87
17/10	Virginia Tech	2/29/88

Janee Thompson (3)

12/10	Alabama	1/2/15
16/10	E. Mich.	11/25/15
16/10	LSU	2/7/16

Leslie Nichols (2)

21/11	Valdosta State	11/27/83
16/12	Detroit	2/26/86

Lea Wise (2)

14/10	Michigan	1/23/82
11/12	Tennessee	2/28/82

Malinka Salhi (1)

15/11	Ohio State	11/28/89
-------	------------	----------

Stacey Reed (1)

17/12	Detroit	12/1/93
-------	---------	---------

Carly Ormerod (1)

13/11	Ball State	3/19/07
-------	------------	---------

Makayla Epps (1)

21/12	Morehead State	11/18/15
-------	----------------	----------

DOUBLE-DOUBLES (POINTS – STEALS)

1980-81 TO PRESENT

Leslie Nichols (1)

18/11	Louisville	2/14/86
-------	------------	---------

UK DOUBLE-DOUBLES

(POINTS-REBOUNDS/ASSISTS/STEALS)

1980-81 TO PRESENT

1.	Valerie Still	66
2.	Leslie Nichols	35
3.	Victoria Dunlap	31
4.	Jocelyn Mills	22
5.	Kim Denkins	20
	Samarie Walker	20
7.	Jennifer Humphrey	16
	Eleia Roddy	16
9.	DeNesha Stallworth	15
10.	Selia Helm	14
	Karen Mosley	14
12.	Evelyn Akhator	13
	Belitta Croley	13
14.	Vanessa Foster-Sutton	12
15.	Sarah Elliott	11
	Stacy Reed	11
17.	LaTonya McDole	10
18.	Laura Meadows	9
19.	Shantia Owens	8
20.	Amani Franklin	7
	Linnae Harper	7
	Alexis Jennings	7
23.	Lisa Ellis	6

	Sandy Harding	6
	Patty Jo Hedges	6
	Pam Shrum	6
27.	Debbie Miller	5
	Jodi Whitaker	5
	Azia Bishop	5
30.	Tedra Eberhart	4
	Samantha Drake	4
	Sara Potts	4
	Shaunda Roberts	4
34.	Jaye Barnes	3
	Mia Daniel	3
	Makayla Epps	3
	Pattresa Leonard	3
	Liz Lukschu	3
	A'dia Mathies	3
	Janee Thompson	3
41.	Maria Donhoff	2
	Tayna Fogle	2
	Shambrica Jones	2
	Ruth Mountain	2
	Carly Ormerod	2
	Diane Stephens	2
	Lea Wise	2
48.	Rita Adams	1
	Chante Bowman	1
	Tracye Davis	1
	Jennifer Goin	1
	Jennifer Gray	1
	Nikki Hay	1
	Laurie Hudgens	1
	Karri Koach	1
	Samantha Mahoney	1
	Bernisha Pinkett	1
	Chrissy Roberts	1
	Malinka Salhi	1
	Tanisha Seaton	1
	Lora Spencer	1
	Stephanie Stoglin	1
	Katie Vieth	1
	Lydia Watkins	1

DOUBLE-DOUBLES (POINTS-REBOUNDS ONLY)

1980-81 TO PRESENT

1.	Valerie Still	66
2.	Leslie Nichols	33
3.	Victoria Dunlap	31
4.	Jocelyn Mills	22
5.	Kim Denkins	20
	Samarie Walker	20
7.	Jennifer Humphrey	16
	Eleia Roddy	16
9.	DeNesha Stallworth	15
10.	Selia Helm	14
	Karen Mosley	14
12.	Evelyn Akhator	13
	Belitta Croley	13
14.	Vanessa Foster-Sutton	12
15.	Sarah Elliott	11
16.	LaTonya McDole	10
	Stacy Reed	10
18.	Laura Meadows	9
19.	Shantia Owens	8
20.	Amani Franklin	7
	Linnae Harper	7
	Alexis Jennings	7
23.	Lisa Ellis	6
	Pam Shrum	6

25.	Debbie Miller	5
	Azia Bishop	5
27.	Tedra Eberhart	4
	Samantha Drake	4
	Sara Potts	4
	Shaunda Roberts	4
31.	Jaye Barnes	3
	Mia Daniel	3
	Makayla Epps	3
	Pattresa Leonard	3
	Liz Lukschu	3
	A'dia Mathies	3
37.	Maria Donhoff	2
	Tayna Fogle	2
	Shambrica Jones	2
	Ruth Mountain	2
	Diane Stephens	2
42.	Rita Adams	1
	Chante Bowman	1
	Tracye Davis	1
	Jennifer Goin	1
	Jennifer Gray	1
	Nikki Hay	1
	Laurie Hudgens	1
	Alexis Jennings	1
	Karri Koach	1
	Samantha Mahoney	1
	Carly Ormerod	1
	Bernisha Pinkett	1
	Chrissy Roberts	1
	Tanisha Seaton	1
	Lora Spencer	1
	Stephanie Stoglin	1
	Katie Vieth	1
	Lydia Watkins	1
	Jodi Whitaker	1

CONSECUTIVE DOUBLE-DOUBLES

(ANY COMBINATION)

1980-81 TO PRESENT

1.	Valerie Still (1980-81)	10
2.	Valerie Still (1981-82)	8
3.	Eleia Roddy (2008-09)	7
	Valerie Still (1981-82)	7 (Twice)
5.	Victoria Dunlap (2008-09)	4
	Jocelyn Mills (1990-91)	4
	Leslie Nichols (1984-85)	4
	Valerie Still	4 (Three times)
9.	Evelyn Akhator	3 (Twice)
	Belitta Croley	3
	Victoria Dunlap	3
	Vanessa Foster-Sutton	3
	Selia Helm	3
	Jennifer Humphrey	3
	Alexis Jennings	3
	Jocelyn Mills	3
	Leslie Nichols	3 (Three times)
	Shantia Owens	3
	Shaunda Roberts	3
	Valerie Still	3 (Four times)

TRIPLE-DOUBLES

(ANY COMBINATION)


1980-81 TO PRESENT

1.	Makayla Epps vs. Morehead St. (11/18/15)	1
	(21 points, 12 assists, 11 rebounds)	
1.	Leslie Nichols vs. Louisville (2/14/86)	1
	(18 points, 13 rebounds, 11 steals)	



MISCELLANEOUS RECORDS

TRIPLE DOUBLE PERFORMANCE - MAKAYLA EPPS



Makayla Epps became the second player in program history to record a triple-double when she scored 21 points with 12 assists and 11 rebounds against Morehead State on Nov. 18, 2015 inside Memorial Coliseum. Leslie Nichols is the only other player to record a triple-double for UK when she accomplished the feat on Feb. 14, 1986 against Louisville.

ALL-TIME DOUBLE-DOUBLES BY PLAYER

Rita Adams (1)	
1/23/03 vs. Ole Miss.....	12 10
Evelyn Akhator (13)	
11/13/15 vs. Rice.....	16..... 17
11/18/15 vs. Morehead State	12..... 16
11/29/15 vs. Jackson State.....	20..... 13
12/28/15 vs. Tennessee State	14..... 13
1/3/16 vs. Auburn	12..... 11
1/10/16 vs. Georgia.....	10..... 10
1/17/16 vs. Auburn	12..... 10
1/31/16 vs. Florida	14..... 10
2/21/16 vs. Arkansas.....	14..... 11
2/28/16 vs. Texas A&M	15..... 18
3/3/16 vs. LSU	15..... 13
3/4/16 vs. Florida	12..... 11
3/25/16 vs. Washington	10..... 14

Jaye Barnes (3)	
12/08/97 at Western Kentucky.....	22..... 10
1/31/98 vs. Arkansas	18..... 10
12/06/98 at Auburn.....	16..... 11
Azia Bishop (5)	
12/08/11 vs. Duke	12 11
11/13/13 vs. Georgia Southern	10..... 12
1/9/14 vs. South Carolina.....	12..... 11
11/19/14 vs. Morehead State	11..... 11
12/14/14 vs. Belmont.....	15..... 12
Chante Bowman (1)	
1/16/05 vs. Ole Miss.....	11..... 11
Belitta Croley (13)	
12/22/85 vs. Western Michigan.....	16..... 10
2/12/86 at Alabama	20..... 11
1/15/87 vs. Tennessee State	18..... 14

1/21/87 vs. Vanderbilt.....	14..... 11
3/4/87 vs. Florida	18..... 15
3/05/87 vs. Georgia.....	15..... 12
11/28/87 vs. East Carolina	25..... 15
12/07/87 vs. Tennessee Tech.....	18..... 12
12/9/87 vs. Indiana	24..... 11
12/20/87 vs. Morehead State	40..... 15
1/30/88 vs. Tennessee State	18..... 12
2/7/88 at Georgia.....	18..... 13
3/4/88 vs. Vanderbilt.....	25..... 10
Mia Daniel (3)	
1/4/93 at Mississippi State.....	15..... 10
1/31/93 vs. Alabama	19..... 10
2/6/93 at Tennessee	13..... 12
Tracye Davis (1)	
1/15/90 vs. Mississippi State.....	19..... 11



ALL-TIME DOUBLE-DOUBLES BY PLAYER

Kim Denkins (20)

11/25/95 vs. Toledo 12 11
 11/29/95 vs. Ohio State 10 10

12/8/95 at Indiana..... 27 15
 12/21/95 vs. Syracuse 20 10
 12/23/95 at Miami (Ohio) 24 11
 12/30/95 vs. North Carolina State 31 10
 1/3/96 vs. Mississippi 20 10

1/11/96 at Vanderbilt..... 14 16

1/24/96 vs. South Carolina..... 25 11

2/7/96 at Marshall..... 23 17

2/24/96 at South Carolina..... 17 14

11/30/96 at Dayton 13 14

12/29/96 at Villanova..... 16 10

1/5/97 at LSU 14 11

2/16/97 at Mississippi State..... 14 10

2/28/97 vs. Arkansas..... 14 13

12/3/97 vs. Ohio State 11 14

12/8/97 at Western Kentucky 11 10

2/8/98 vs. South Carolina..... 18 11

2/21/98 at South Carolina 12 16

Maria Donhoff (2)

12/13/80 vs. Carson Newman..... 13 10

1/16/81 vs. James Madison..... 16 14

Samantha Drake (4)

12/30/10 vs. Tennessee/Martin..... 14 13

11/25/11 vs. Sam Houston St..... 11 13

11/27/11 vs. Miss. Valley St. 11 11

11/23/12 vs. Morehead St. 15 13

Victoria Dunlap (31)

12/4/07 vs. William & Mary 20 10

3/26/08 vs. James Madison..... 12 12

3/30/08 vs. Marquette 14 10

11/15/08 vs. Michigan..... 19 10

11/23/08 vs. George Washington 13 14

1/1/09 vs. North Carolina A&T..... 11 12

1/3/09 at Miami (Ohio) 20 15

1/15/09 at Alabama 16 12

1/18/09 vs. Mississippi State..... 12 13

1/25/09 vs. LSU 10 11

1/29/09 at Florida 16 12

2/22/09 at LSU 21 15

2/26/09 vs. Georgia..... 16 11

11/13/09 vs. Boston University..... 24 12

11/15/09 vs. Butler..... 33 18

11/17/09 at Morehead State 12 16

12/1/09 vs. Miami (Ohio) 21 16

12/28/09 at Middle Tennessee 20 16

1/31/10 at Mississippi State..... 19 12

2/7/10 at Arkansas 22 11

2/25/10 at Tennessee 22 10

3/30/10 vs. Oklahoma 31 13

11/21/10 vs. Notre Dame..... 24 14

12/05/10 at Louisville..... 17 23

1/06/11 at Arkansas 26 13

1/16/11 vs. Mississippi State..... 22 10

1/30/11 at Alabama 25 15

2/3/11 vs. Auburn 10 10

2/17/11 at Georgia 14 11

3/05/11 vs. Vanderbilt..... 22 11

3/19/11 vs. Hampton 13 12

Tedra Eberhart (4)

2/10/93 at Cincinnati..... 10 14

12/1/93 at Detroit 26 10

1/16/94 vs. Mississippi State..... 16 11

2/5/94 vs. Arkansas 16 10

Sarah Elliott (11)

3/28/05 vs. West Virginia..... 14 12

1/22/06 at Ole Miss..... 15 13

3/18/06 vs. Chattanooga 22 11

11/24/06 vs. Delaware 26 12

11/25/06 vs. Southern Illinois 12 11

1/14/07 vs. Ole Miss..... 14 18

2/8/07 at Ole Miss..... 14 11

2/11/07 at Tennessee 21 10

11/25/07 vs. Lipscomb 23 12

12/20/07 vs. Louisville..... 12 13

2/7/08 vs. Ole Miss..... 14 12

Lisa Ellis (6)

1/13/89 vs. Marshall 16 11

11/28/89 at Ohio State 19 17

12/8/89 at Michigan State 20 12

12/20/89 at Stetson 10 11

1/11/90 vs. LSU 22 11

3/23/90 vs. Miami (Fla.) 16 10

Makayla Epps (3)

11/19/14 vs. Oklahoma..... 29 10

1/25/15 vs. Missouri..... 18 10

11/18/15 vs. Morehead State 21 11 10(A)

Tayna Fogle (2)

12/8/81 vs. Indiana 19 10

1/23/82 vs. Michigan..... 14 10

Vanessa Foster/Sutton (12)

11/26/88 vs. Radford..... 17 11

12/6/88 vs. Dayton..... 13 10

11/28/89 at Ohio State 15 10

12/4/89 vs. Indiana 12 12

12/9/89 vs. Miami (Fla.) 17 10

1/3/90 vs. Cincinnati 12 11

1/7/90 at Vanderbilt..... 17 13

1/31/90 vs. Eastern Kentucky 13 19

2/27/90 vs. Middle Tennessee 17 16

3/22/90 vs. Maine 16 10

3/23/90 vs. Miami (Fla.) 21 11

3/24/90 vs. Toledo 12 10

Amani Franklin (7)

12/4/07 vs. William & Mary 16 10

2/14/08 at Vanderbilt..... 13 11

12/30/08 vs. IUPUI 12 13

3/19/09 vs. Chattanooga..... 18 11

11/15/09 vs. Butler..... 13 14

1/10/10 vs. Vanderbilt..... 11 11

1/17/10 vs. Alabama 15 10

Jennifer Goin (1)

12/23/2 vs. Morris Brown 10 10

Jennifer Gray (1)

2/16/92 vs. Louisiana State 10 13

Sandy Harding (6)

12/29/84 vs. Old Dominion 12...10 (A)

1/23/85 at Tennessee 14 10



ALL-TIME DOUBLE-DOUBLES BY PLAYER

1/14/86 at Dayton..... 18..... 15	Jennifer Humphrey (16)	11/15/11 vs. Jacksonville State..... 18..... 10
3/1/86 vs. LSU..... 10..... 12	12/21/02 vs. Miami (Ohio)..... 15..... 11	LaTonya McDole (10)
3/12/86 at Drake..... 24..... 10	12/23/02 vs. Morris Brown..... 20..... 13	2/7/99 vs. Georgia..... 15..... 10
1/23/87 vs. Old Dominion..... 16..... 10	1/23/03 vs. Ole Miss..... 15..... 10	1/3/02 vs. Mississippi State..... 10..... 10
Linnae Harper (7)	11/21/04 vs. Florida A&M..... 12..... 15	11/19/99 at Austin Peay..... 16..... 10
11/19/14 vs. Morehead State..... 13..... 10	11/25/04 vs. Oregon State..... 12..... 11	12/22/99 at Cincinnati..... 19..... 10
11/28/14 vs. Oklahoma..... 22..... 12	12/5/04 vs. Louisville..... 14..... 13	12/28/99 vs. Tennessee/Martin..... 22..... 14
1/4/15 vs. Ole Miss..... 12..... 14	12/8/05 vs. Georgetown..... 10..... 11	2/22/00 vs. Louisville..... 18..... 14
1/18/15 vs. LSU..... 16..... 15	2/16/06 vs. Ole Miss..... 10..... 13	11/21/00 vs. Miami (Ohio)..... 15..... 12
1/25/15 vs. Missouri..... 15..... 11	11/29/06 vs. Detroit..... 12..... 15	12/19/00 at Miami (Fla.)..... 12..... 11
2/23/15 vs. Ole Miss..... 16..... 10	12/30/06 vs. Memphis..... 10..... 12	12/22/00 vs. Cincinnati..... 13..... 14
3/20/15 vs. Tennessee State..... 16..... 10	1/2/07 vs. Texas/Pan American..... 11..... 16	2/25/01 at Mississippi State..... 22..... 13
Nikki Hay (1)	1/21/07 at Auburn..... 16..... 20	Laura Meadows (9)
12/29/96 vs. Villanova..... 10..... 12	1/25/07 vs. Mississippi State..... 22..... 16	12/8/97 at Western Kentucky..... 18..... 10
Patty Jo Hedges (6)	2/18/07 vs. Arkansas..... 16..... 16	2/11/98 at Georgia..... 13..... 11
1/8/81 at Louisville..... 17...10 (A)	2/25/07 at Florida..... 12..... 13	1/20/99 at Louisville..... 10..... 10
3/14/81 vs. South Carolina..... 18..... 10	3/1/07 vs. Arkansas..... 21..... 19	2/11/99 at South Carolina..... 20..... 11
3/14/82 vs. Illinois..... 10..... 13	Alexis Jennings (7)	2/24/99 vs. Ole Miss..... 18..... 11
12/19/82 vs. Charleston..... 19..... 11	1/18/15 vs. LSU..... 13..... 11	11/22/99 at Miami (Ohio)..... 18..... 11
1/3/83 at Memphis..... 16..... 14	11/18/15 vs. Morehead State..... 28..... 13	11/26/99 vs. Clemson..... 16..... 14
1/14/83 vs. South Florida..... 15..... 10	1/3/16 vs. Auburn..... 10..... 11	1/13/00 at Vanderbilt..... 21..... 11
Selia Helm (14)	1/7/16 vs. Alabama..... 12..... 10	3/2/00 vs. Alabama..... 11..... 16
2/22/01 vs. Mississippi..... 21..... 10	1/10/16 vs. Georgia..... 12..... 12	Debbie Miller (5)
11/23/01 vs. Sam Houston State..... 22..... 13	2/28/16 vs. Texas A&M..... 15..... 16	2/15/85 vs. Florida..... 12..... 13
12/22/01 vs. Evansville..... 26..... 13	3/25/16 vs. Washington..... 12..... 10	11/29/85 vs. Cleveland State..... 19..... 14
1/20/02 at South Carolina..... 11..... 11	Shambrica Jones (2)	11/28/86 vs. Bowling Green State..... 18..... 11
2/19/02 at Cincinnati..... 26..... 10	11/25/02 vs. Southern Illinois..... 13..... 11	3/4/87 vs. Florida..... 12..... 11
12/7/02 vs. Western Kentucky..... 18..... 10	1/25/04 vs. South Carolina..... 16..... 10	3/5/87 vs. Georgia..... 14..... 10
1/12/03 vs. Alabama..... 14..... 10	Karri Koach (1)	Jocelyn Mills (22)
2/2/03 vs. South Carolina..... 11..... 13	1/11/95 at Louisville..... 20..... 10	11/25/89 vs. Missouri..... 14..... 12
11/21/03 vs. IPFW..... 20..... 10	Pattresa Leonard (3)	12/30/89 at Dayton..... 14..... 13
11/29/03 vs. San Francisco..... 23..... 11	11/28/90 vs. Ohio State..... 11..... 11	11/24/90 vs. Duquesne..... 16..... 10
12/3/03 vs. Louisville..... 15..... 10	12/7/90 vs. Bradley..... 12..... 11	12/15/90 vs. Dayton..... 16..... 10
12/13/03 at Temple..... 14..... 14	2/1/91 vs. Alabama/Birmingham..... 14..... 11	1/2/91 at Pepperdine..... 13..... 10
12/20/03 vs. Miami (Ohio)..... 21..... 11	Liz Lukschu (3)	1/27/91 vs. Alabama..... 13..... 15
12/22/03 vs. Western Kentucky..... 22..... 13	12/4/80 vs. Cincinnati..... 12..... 12	2/3/91 vs. Georgia..... 16..... 14
Laurie Hudgens (1)	1/11/81 at Rutgers..... 23..... 11	2/16/91 at Ole Miss..... 12..... 10
2/23/85 vs. Mississippi State..... 10..... 15	3/14/81 vs. South Carolina..... 30..... 11	2/21/91 at Eastern Kentucky..... 16..... 13
	Samantha Mahoney (1)	2/23/91 vs. Florida..... 13..... 11
	2/24/05 vs. South Carolina..... 19..... 12	3/2/91 at LSU..... 22..... 10
	A'dia Mathies (3)	
	11/26/10 vs. Murray State..... 26..... 10	
	12/7/10 vs. Tennessee Tech..... 17..... 10	



ALL-TIME DOUBLE-DOUBLES BY PLAYER

2/23/92 vs. Ole Miss..... 19..... 11	12/28/83 at Detroit..... 19..... 11	3/4/03 vs. Vanderbilt..... 17 11
3/7/92 vs. Alabama 12..... 10	1/7/84 vs. Georgia..... 25..... 10	2/27/05 vs. Arkansas..... 27 10
3/8/92 vs. Tennessee 18..... 10	1/17/84 vs. Rutgers..... 18..... 12	Stacy Reed (11)
12/1/92 vs. Marshall 13..... 11	1/20/84 vs. Dayton..... 26..... 15	3/6/92 vs. Arkansas..... 16 11
12/31/92 vs. Kansas 11..... 11	1/22/84 at Vanderbilt..... 10..... 12	12/1/93 at Detroit..... 17 12 (A)
1/19/93 vs. Western Kentucky..... 11..... 14	2/3/84 at Florida 27..... 10	1/4/94 at Florida 21 11
2/10/93 at Cincinnati..... 28..... 11	2/20/84 vs. Vanderbilt..... 20..... 13	1/8/94 at South Carolina..... 23 11
2/18/93 vs. Eastern Kentucky 18..... 10	2/22/84 vs. National College..... 17..... 11	1/16/94 vs. Mississippi State..... 29 11
2/23/93 vs. Vanderbilt..... 16..... 11	2/25/84 vs. Louisville..... 19..... 16	2/16/94 at Marshall..... 11 11
3/5/93 vs. Mississippi State..... 11..... 13	11/24/84 vs. Morehead State 32..... 13	3/4/94 vs. South Carolina..... 26 12
3/6/93 vs. Vanderbilt..... 25..... 10	11/27/84 vs. Ohio State 24..... 13	12/4/94 at Ohio State 26 10
Karen Mosley (14)	11/29/84 at Miami (Ohio) 26..... 12	1/11/95 at Louisville..... 26 11
11/26/83 vs. Eastern Kentucky 19..... 12	12/1/84 vs. South Carolina..... 22..... 11	1/22/95 vs. Georgia..... 12 10
11/27/83 vs. Valdosta State 32..... 14	12/21/84 vs. Illinois 10..... 10	2/22/95 vs. Eastern Kentucky 16 11
12/6/83 vs. Indiana 15..... 11	12/28/84 at North Carolina State 14..... 10	Chrissy Roberts (1)
12/10/83 at South Carolina..... 24..... 11	1/9/85 vs. Dayton..... 16..... 10	11/27/93 vs. Georgetown 10 11
1/9/84 vs. Middle Tennessee 17..... 13	1/26/85 at Florida 17..... 11	Shaunda Roberts (4)
1/22/84 at Vanderbilt..... 11..... 13	1/29/85 vs. Georgia..... 30..... 13	12/16/95 vs. Florida 10 10
1/30/84 vs. New Orleans..... 21..... 11	2/1/85 at New Orleans..... 23..... 11	12/30/95 vs. North Carolina State 16 11
1/19/85 at Louisville..... 18..... 11	2/3/85 at Ole Miss..... 20..... 14	1/3/96 vs. Mississippi..... 25 12
2/1/85 at New Orleans..... 22..... 11	2/13/85 vs. Tennessee 19..... 13	1/7/96 vs. LSU 17 12
2/20/85 vs. Vanderbilt..... 18..... 12	11/30/85 vs. Middle Tennessee 21..... 12	Eleia Roddy (16)
11/29/85 vs. Cleveland State 20..... 12	12/22/85 vs. Western Michigan 22..... 12	11/18/05 vs. IUPUI 11 12
1/8/86 vs. Ole Miss..... 10..... 11	1/10/85 at Old Dominion 14..... 10	12/22/05 vs. Tennessee State..... 10 10
2/2/86 vs. Auburn 33..... 12	2/14/86 vs. Louisville..... 18 13 11(S)	1/12/06 at Florida 10 14
2/08/86 vs. Miami (Fla.) 10..... 10	2/26/86 vs. Detroit..... 16...12 (A)	2/12/06 at Arkansas..... 17 11
Ruth Mountain (2)	Carly Ormerod (2)	12/4/08 at Western Kentucky..... 15 11
1/13/89 vs. Marshall 11 10	3/19/07 at Ball State 13 ..11 (A)	12/12/08 vs. East Tennessee State 13 11
1/18/89 at Louisville..... 14..... 10	2/26/09 vs. Georgia..... 11..... 10	12/14/08 at Louisville..... 13 15
Leslie Nichols (35)	Shantia Owens (8)	12/19/08 vs. Alabama A&M..... 17 12
1/6/83 vs. Middle Tennessee..... 15..... 10	11/29/98 vs. UCLA..... 12 14	12/21/08 vs. UC Santa Barbara 14 10
1/18/83 at Alabama 23..... 14	2/4/99 vs. Auburn 11..... 10	12/30/08 vs. IUPUI 15 10
2/2/83 vs. South Carolina..... 16..... 10	12/11/99 at Liberty 14..... 11	1/1/09 vs. North Carolina A&T..... 13 10
2/12/83 vs. Vanderbilt..... 20..... 11	12/22/99 at Cincinnati..... 12..... 10	1/3/09 at Miami (Ohio) 11 10
2/20/83 at Georgia..... 21..... 10	12/28/99 vs. Tennessee/Martin..... 10..... 10	1/15/09 at Alabama 19 10
2/22/83 at Florida 17..... 14	12/31/99 vs. Xavier 17 17	2/05/09 vs. South Carolina..... 11 11
11/27/83 vs. Valdosta State 21...11 (A)	1/16/00 vs. Arkansas 19 12	2/12/09 at Auburn..... 21 10
12/2/83 at Ohio State 30..... 11	2/22/00 vs. Louisville..... 18 12	3/22/09 at Wisconsin 11 10
12/20/83 vs. Alabama 14..... 10	Bernisha Pinkett (1)	Malinka Salhi (1)
	11/28/12 vs. Miami (Ohio) 21 10	11/28/89 at Ohio State 15 11 (A)
	Sara Potts (4)	Tanesha Seaton (1)
	12/3/03 vs. Louisville..... 14 11	11/22/99 at Miami (Ohio) 15 10
	12/30/03 vs. Austin Peay 21 11	



ALL-TIME DOUBLE-DOUBLES BY PLAYER

Pam Shrum (6)	3/2/81 vs. Marshall 20	11	Janee Thompson (3)	1/2/15 vs. Alabama 12	10 (A)
11/28/87 vs. East Carolina 20	11	3/13/81 vs. Tennessee 10	15	11/25/15 vs. Eastern Michigan..... 16	10 (A)
12/20/87 vs. Morehead State 23	10	3/18/81 vs. Syracuse 18	11	2/7/16 vs. LSU 16	10 (A)
1/28/88 at Vanderbilt..... 14	13	3/21/81 at Maryland..... 32	17	11/23-12 vs. Morehead St. 15	13
2/5/88 vs. Alabama/Birmingham 23	13	11/30/81 vs. Chattanooga..... 30	21	2/7/12 vs. DePaul 18	10
2/25/88 vs. Middle Tennessee 12	11	12/5/81 vs. Seton Hall 34	17	12/21/12 vs. UC Santa Barbara 12	10
12/18/88 at Illinois 14	10	12/10/81 vs. Vanderbilt..... 18	17	12/28/12 vs. Alcorn State..... 21	14
		12/12/81 at Ohio State 25	13	1/6/13 vs. Alabama 15	13
		12/21/81 vs. UCLA..... 30	14	1/27/13 vs. LSU 10	13
Lora Spencer (1)		12/31/81 vs. Florida 23	15	2/3/13 vs. Georgia..... 12	11
2/10/88 at Dayton..... 11	10	1/3/82 vs. Georgia..... 11	16	2/10/13 vs. Vanderbilt..... 10	13
		1/05/82 vs. East Carolina 25	11	11/17/13 vs. Central Michigan 10	11
DeNesha Stallworth (15)		1/07/82 vs. Indiana State 33	17	11/21/13 vs. Lipscomb 10	14
11/23/12 vs. Morehead St. 10	10		15	11/27/13 vs. Bradley 22	14
12/7/12 vs. DePaul 17	13	1/15/82 vs. Cincinnati 32	17	1/2/14 vs. Alabama 12	13
12/28/12 vs. Alcorn St. 10	10	1/16/82 vs. Southern Illinois 27	16	1/5/14 vs. Florida 10	12
1/3/13 vs. Florida 17	10	1/20/82 at Old Dominion 15	12	1/12/14 vs. Missouri..... 10	13
1/6/13 vs. Alabama 19	10	1/23/82 vs. Michigan..... 27	18	1/19/14 vs. Auburn 13	10
1/20/13 vs. Auburn 16	10	1/26/82 at Vanderbilt..... 28	14	2/9/14 vs. Florida 10	12
1/24/13 vs. South Carolina..... 12	10	1/28/82 at Tennessee 16	17	3/22/14 vs. Wright State 12	14
2/18/13 vs. Texas A&M 12	12	1/31/82 vs. Memphis 13	15		
3/24/13 vs. Navy 18	11	2/4/82 at Georgia State..... 24	13	Lydia Watkins (1)	
11/10/13 vs. Wagner 18	13	2/9/82 vs. National College 18	10	3/21/08 vs. Middle Tennessee 16	16
11/27/13 vs. Bradley 13	10	2/13/82 at South Carolina 23	12	18	
2/9/14 vs. Florida 14	13	2/18/82 vs. Tennessee 13	10	Jodi Whitaker (5)	
2/13/14 vs. Ole Miss..... 19	11	2/23/82 vs. Louisville..... 25	17	2/8/86 vs. Miami (Fla.) 16	12 (A)
2/23/14 vs. Texas A&M 11	11	2/26/82 vs. Alabama 23	13	11/28/87 vs. East Carolina 16	14
2/27/14 vs. Mississippi State 16	20	2/27/82 vs. LSU 34	10	12/1/87 vs. Eastern Kentucky 16	11
		3/14/82 vs. Illinois 21	18	10	
Diane Stephens (2)		3/18/82 vs. South Carolina..... 29	14	2/23/88 vs. LSU 22	10
2/20/84 vs. Vanderbilt..... 10	11	3/20/82 at Louisiana Tech..... 20	12	2/29/88 vs. Virginia Tech..... 17	10
2/06/85 vs. Tennessee Tech..... 15	10	11/27/82 vs. Cincinnati 17	11		
		12/5/82 vs. Miami (Ohio) 30	13	Lea Wise (2)	
Valerie Still (66)		12/19/82 vs. Charleston 42	10	1/23/82 vs. Michigan..... 14	10 (A)
12/1/80 vs. Charleston 26	10	12/21/82 vs. Florida 26	11	2/28/82 vs. Tennessee 11	12
12/4/80 vs. Cincinnati 28	11		14		
12/6/80 at Indiana..... 39	11	1/6/83 vs. Middle Tennessee 21	19	<i>Note: Games grouped together signify consecutive double-doubles</i>	
12/10/80 at Murray State 35	12	1/10/83 vs. Tennessee Tech..... 29	13		
		1/14/83 vs. South Florida 22	14		
1/1/81 vs. Morehead State 14	15	1/15/83 vs. Arkansas..... 22	10		
1/08/81 at Louisville..... 14	11	1/18/83 at Alabama 28	13		
1/11/81 at Rutgers 30	14	1/20/83 at Louisville..... 33	10		
1/13/81 at Western Kentucky 15	14	1/23/83 at Vanderbilt..... 32	14		
1/16/81 vs. James Madison..... 20	12		10		
1/17/81 vs. Indiana State 37	19	1/30/83 vs. Georgia..... 20	10		
1/22/81 vs. Chattanooga..... 24	10	2/2/83 vs. South Carolina..... 26	12		
1/24/81 vs. South Carolina 26	12	2/5/83 vs. Old Dominion 17	13		
1/27/81 at Eastern Kentucky..... 30	19		19		
1/30/81 vs. Mississippi State..... 33	10	2/16/83 at Rutgers 38	10		
1/31/81 vs. Auburn 22	12	2/18/83 vs. Auburn 21	10		
		2/20/83 at Georgia..... 29	13		
2/10/81 vs. Northern Kentucky..... 20	14	2/22/83 at Florida 18	16		
		3/3/83 vs. Auburn 28	13		
		3/18/83 vs. Indiana 28	11		
			12		
		Stephanie Stoglin (1)			
		12/1/00 vs. Purdue..... 14	10		



UK FRESHMAN SEASON RECORDS

<p>Points</p> <ol style="list-style-type: none"> 641 Valerie Still, 1979-80 491 A'dia Mathies, 2009-10 413 Maria Donhoff, 1977-78 362 Samantha Mahoney, 2004-05 361 Kristi Cushenberry, 1988-89 364 Sarah Elliott, 2004-05 319 Leslie Nichols, 1982-83 310 Laura Meadows, 1997-98 298 Carly Ormerod, 2005-06 294 SeSe Helm, 2000-01 <p>Points Per Game</p> <ol style="list-style-type: none"> 22.1 Valerie Still, 1979-80 13.6 A'dia Mathies, 2009-10 12.9 Kristi Cushenberry, 1988-89 12.5 Maria Donhoff, 1977-78 12.3 SeSe Helm, 2000-01 11.4 Leslie Nichols, 1982-83 11.1 Laura Meadows, 1997-98 10.7 Jodie Whitaker, 1985-86 10.6 Samantha Mahoney, 2004-05 10.5 Liz Lukschu, 1977-78 <p>Rebounds</p> <ol style="list-style-type: none"> 403 Valerie Still, 1979-80 228 Victoria Dunlap, 2007-08 199 Maria Donhoff, 1977-78 197 Leslie Nichols, 1982-83 185 Sarah Elliott, 2004-05 175 LaTonya McDole, 1998-99 174 A'dia Mathies, 2009-10 162 Laura Meadows, 1997-98 142 Kim Denkins, 1994-95 142 Batouly Camara, 2015-16 <p>Rebounds Per Game</p> <ol style="list-style-type: none"> 13.9 Valerie Still, 1979-80 7.0 Leslie Nichols, 1982-83 6.9 Victoria Dunlap, 2007-08 6.2 Elisabeth Lukschu, 1977-78 6.0 Maria Donhoff, 1977-78 5.8 Laura Meadows, 1997-98 5.5 LaTonya McDole, 1998-99 5.5 Jennifer Humphrey, 2002-03 5.4 Sarah Elliott, 2004-05 5.3 Kim Denkins, 1994-95 <p>Field Goals Made</p> <ol style="list-style-type: none"> 256 Valerie Still, 1979-80 178 A'dia Mathies, 2009-10 165 Maria Donhoff, 1977-78 149 Sarah Elliott, 2004-05 130 Leslie Nichols, 1982-83 129 Kristi Cushenberry, 1988-89 127 Samantha Mahoney, 2004-05 123 Jodie Whitaker, 1985-86 115 SeSe Helm, 2000-01 114 Laura Meadows, 1997-98 	<p>Field Goals Attempted</p> <ol style="list-style-type: none"> 463 Valerie Still, 1979-80 439 A'dia Mathies, 2009-10 370 Maria Donhoff, 1977-78 329 Laura Meadows, 1997-98 296 Samantha Mahoney, 2004-05 268 Kristi Cushenberry, 1988-89 267 Sarah Elliott, 2004-05 266 Stacey Reed, 1991-92 247 Leslie Nichols, 1982-83 246 SeSe Helm, 2000-01 <p>Field Goal Percentage</p> <ol style="list-style-type: none"> 55.8 Sarah Elliott, 2004-05 55.3 Valerie Still, 1979-80 55.0 Elisabeth Lukschu, 1977-78 53.8 Taylor Murray, 2015-16 52.6 Leslie Nichols, 1982-83 52.6 Jodie Whitaker, 1985-86 50.8 Josh Mills, 1989-90 49.3 Batouly Camara, 2015-16 48.3 Makayla Epps, 2013-14 48.1 Sandy Harding, 1983-84 48.1 Kristi Cushenberry, 1988-89 <p>Three-Pointers Made</p> <ol style="list-style-type: none"> 50 Sara Potts, 2001-02 49 Maci Morris, 2015-16 49 Carly Ormerod, 2005-06 43 Laura Meadows, 1997-98 38 Natalie Martinez, 1996-97 34 Bria Goss, 2011-12 31 A'dia Mathies, 2009-10 30 Stacey Reed, 1991-92 25 Shaunda Roberts, 1994-95 25 Dominique Mitchell, 1995-96 <p>Three-Pt. Field Goal Percentage (min 100 attempts)</p> <ol style="list-style-type: none"> 41.5 Carly Ormerod, 2005-06 39.2 Maci Morris, 2015-16 34.0 Sara Potts, 2001-02 33.3 Laura Meadows, 1997-98 31.4 Natalie Martinez, 1996-97 29.0 A'dia Mathies, 2009-10 26.3 Stacey Reed, 1991-92 <p>Free Throws Made</p> <ol style="list-style-type: none"> 129 Valerie Still, 1979-80 104 A'dia Mathies, 2009-10 91 Samantha Mahoney, 2004-05 85 Kristi Cushenberry, 1988-89 83 Maria Donhoff, 1977-78 74 Alexis Jennings, 2014-15 62 Stacey Reed, 1991-92 62 LaTonya McDole, 1998-99 62 SeSe Helm, 2000-01 56 Josh Mills, 1989-90 56 Sarah Elliott, 2004-05 	<p>Free Throws Attempted</p> <ol style="list-style-type: none"> 183 Valerie Still, 1979-80 149 A'dia Mathies, 2009-10 145 Samantha Mahoney, 2004-05 134 Bria Goss, 2011-12 131 Maria Donhoff, 1977-78 101 Victoria Dunlap, 2007-08 100 Kristi Cushenberry, 1988-89 99 LaTonya McDole, 1998-99 99 Alexis Jennings, 2014-15 83 Stacey Reed, 1991-92 83 Sarah Elliott, 2004-05 <p>Free Throw Percentage (min 50 attempts)</p> <ol style="list-style-type: none"> 86.1 SeSe Helm, 2000-01 85.0 Kristi Cushenberry, 1988-89 84.5 Chante' Bowman, 2004-05 83.3 Taylor Murray, 2015-16 78.4 Karen Killen, 1990-91 77.3 Angela Phillips, 2003-04 76.8 Bernisha Pinkett, 2010-11 75.5 Patty Jo Hedges, 1979-80 74.7 Stacey Reed, 1991-92 74.7 Alexis Jennings, 2014-15 <p>Blocks</p> <ol style="list-style-type: none"> 49 Sarah Elliott, 2004-05 46 Valerie Still, 1979-80 38 Leslie Nichols, 1982-83 35 Laura Meadows, 1977-98 31 Azia Bishop, 2011-12 30 Batouly Camara, 2015-16 25 Victoria Dunlap, 2007-08 24 Alyssa Rice, 2014-15 23 Alexis Jennings, 2014-15 22 Jennifer Humphrey, 2002-03 22 A'dia Mathies, 2009-10 <p>Steals</p> <ol style="list-style-type: none"> 93 A'dia Mathies, 2009-10 69 Stacey Reed, 1991-92 60 Patty Jo Hedges, 1979-80 56 Taylor Murray, 2015-16 55 Sandy Harding, 1983-84 47 Laura Meadows, 1997-98 43 Valerie Still, 1979-80 43 Victoria Dunlap, 2007-08 42 Christina Jansen, 1992-93 42 Maegan Conwright, 2010-11 <p>Assists</p> <ol style="list-style-type: none"> 168 Sandy Harding, 1983-84 141 Patty Jo Hedges, 1979-80 119 Angela Phillips, 2002-03 93 LaTonya McDole, 1999-2000 90 Stacey Reed, 1991-92 90 Julie Whitaker, 1999-2000 	<ol style="list-style-type: none"> 87 Rita Adams, 2000-01 87 A'dia Mathies, 2009-10 73 Taylor Murray, 2015-16 73 Daiesha Hawthorne, 2001-02 <p>Double-Figure Scoring Games</p> <ol style="list-style-type: none"> 29 Valerie Still, 1979-80 26 A'dia Mathies, 2009-10 23 Bria Goss, 2011-12 22 Maria Donhoff, 1977-78 18 Kristi Cushenberry, 1988-89 18 Samantha Mahoney, 2004-05 17 Leslie Nichols, 1982-83 17 Laura Meadows, 1997-98 17 Sarah Elliot, 2004-05 15 Maci Morris, 2015-16 15 Jodie Whitaker, 1985-86 <p>Double-Figure Rebounds Games</p> <ol style="list-style-type: none"> 25 Valerie Still, 1979-80 9 Leslie Nichols, 1982-83 7 Victoria Dunlap, 2007-08 6 Elisabeth Lukschu, 1977-78 3 Laura Meadows, 1997-98 3 Jennifer Humphrey, 2002-03 <p>Double-Figure Assists</p> <ol style="list-style-type: none"> 2 Sandy Harding, 1983-84 1 Jodie Whitaker, 1985-86 1 Tracye Davis, 1987-88 <p>SINGLE-GAME FRESHMAN RECORDS</p> <p>Points</p> <p>39 Valerie Still vs. Indiana (12/6/80)</p> <p>Rebounds</p> <p>26 Valerie Still vs. Rutgers (Jan. 12, 1980)</p> <p>Assists</p> <p>13 Tracye Davis vs. Tennessee St. (1/30/88)</p> <p>Blocks</p> <p>7 DeNesha Stallworth vs. Texas A&M (2/18/13)</p> <p>Steals</p> <p>8 A'dia Mathies vs. Miss. Valley St. (1/1/10)</p>
--	---	--	---



YEAR-BY-YEAR RESULTS

Year	Final			SEC			SEC Tournament			NCAA/WNIT Tournament			Coach						
	W	L	Pct.	Rank	H	A	N	W	L	Pct.	Finish	W		L	Finish				
1974-75	16	9	.640												Feamster				
1975-76	13	12	.520		6-4	5-5	2-3								Feamster				
1976-77	19	7	.731		7-3	7-3	5-1								Yow				
1977-78	23	12	.657		13-3	5-4	5-5					2	1	3rd (WNIT)	Yow				
1978-79	13	16	.448		6-7	6-6	1-3								Yow				
1979-80	24	5	.828	14	14-1	8-3	2-1				2	1	Semifinals		Yow				
1980-81	25	6	.806	11	16-0	7-3	2-3				1	2	Semifinals		Hall				
1981-82	24	8	.750	13	17-2	6-5	1-1				3	0	Champions	2	1	Elite Eight	Hall		
1982-83	23	5	.821	12	15-1	8-2	0-2			6	2	.750	t2nd SEC/2nd East	0	1	Quarterfinals	Hall		
1983-84	15	13	.536		11-6	4-6	0-1			2	6	.250	t7th SEC/t3rd East	0	1	Quarterfinals	Hall		
1984-85	16	12	.571		11-5	5-6	0-1			3	5	.375	t7th SEC/4th East	0	1	1st Round	Hall		
1985-86	18	11	.621		13-3	5-7	0-1			4	5	.444	t6th	0	1	Quarterfinals	Hall		
1986-87	17	11	.607		8-5	7-4	2-2			3	6	.333	t7th	1	1	Quarterfinals	Hall		
1987-88	14	15	.483		12-4	1-10	1-1			0	9	.000	t10th	1	1	Quarterfinals	Fanning		
1988-89	12	16	.428		9-4	3-11	0-1			3	6	.333	t7th	0	1	1st Round	Fanning		
1989-90	23	8	.742		11-3	8-4	4-1			3	6	.333	8th	0	1	1st Round	Fanning		
1990-91	20	9	.690		11-3	7-4	2-2			4	5	.444	t5th	0	1	Quarterfinals	Fanning		
1991-92	16	14	.533		9-4	3-8	4-2			5	6	.455	t6th	2	1	Semifinals	Fanning		
1992-93	18	10	.643		10-3	5-4	3-3			5	6	.455	t6th	1	1	Quarterfinals	Fanning		
1993-94	17	11	.607		9-4	6-5	2-2			5	6	.455	t7th	1	1	Quarterfinals	Fanning		
1994-95	14	14	.500		8-5	5-8	1-1			4	7	.364	9th	1	1	Quarterfinals	Fanning		
1995-96	8	19	.296		6-5	0-9	2-5			2	9	.182	t11th	0	1	1st Round	Mattox		
1996-97	8	19	.296		4-6	3-10	1-3			2	10	.167	t10th	0	1	1st Round	Mattox		
1997-98	13	15	.464		7-5	3-9	3-1			5	9	.357	8th	0	1	1st Round	Mattox		
1998-99	21	11	.656		7-3	9-5	5-3			7	7	.500	t5th	2	1	Semifinals	Mattox		
1999-00	15	14	.517		7-5	7-6	1-3			5	9	.357	t8th	1	1	Quarterfinals	Mattox		
2000-01	6	21	.222		5-7	1-10	0-4			2	12	.143	t12th	0	1	1st Round	Mattox		
2001-02	9	20	.450		3-8	2-11	4-1			1	13	.071	t12th	1	1	Quarterfinals	Mattox		
2002-03	11	16	.407		8-5	1-10	2-1			4	10	.286	9th	0	1	1st Round	Mattox		
2003-04	11	17	.393		7-7	3-9	1-1			3	11	.214	t11th	0	1	1st Round	DeMoss		
2004-05	18	16	.529		15-3	2-10	1-3			4	10	.286	t9th	0	1	1st Round	DeMoss		
2005-06	22	9	.710		11-4	7-3	4-2			9	5	.643	4th	1	1	Semifinals	DeMoss		
2006-07	20	14	.588		10-5	6-7	4-2			6	8	.429	t7th	1	1	Quarterfinals	DeMoss		
2007-08	17	16	.515		10-5	5-8	2-3			8	6	.571	t4th	2	1	Semifinals	Mitchell		
2008-09	16	16	.500		11-6	4-9	1-1			5	9	.357	t9th	1	1	1st Round	Mitchell		
2009-10	28	8	.778	19/19	17-0	6-6	5-2			11	5	.688	3rd	2	1	Finals	Mitchell		
2010-11	25	9	.735	17/22	13-2	8-5	4-2			11	5	.688	2nd	2	1	Finals	Mitchell		
2011-12	28	7	.800	12/8	18-0	6-5	4-2			13	3	.812	1st	3	1	Semifinals	Mitchell		
2012-13	30	6	.833	7/7	16-1	9-3	5-2			13	3	.812	2nd	2	1	Finals	Mitchell		
2013-14	26	9	.743	10/11	12-4	9-3	5-2			10	6	.625	4th	2	1	Finals	Mitchell		
2014-15	24	10	.750	11/16	14-3	6-5	4-2			10	6	.625	t4th	2	1	Semifinals	Mitchell		
2015-16	25	8	.806	12/13	16-2	7-4	2-2			10	6	.625	t4th	2	1	Semifinals	Mitchell		
Totals	761	504	.602		419-171	207-250	93-82			188	237	.435		33	37		32	18	

Rankings – AP/Coaches Poll



ALL-TIME RESULTS

MATTHEW MITCHELL

Overall Record at UK: 219-89
(2007-present)

2015-16

Coach: Matthew Mitchell

Record: 25-8 (10-6 SEC)

Nov. 13	Rice	72-39	Won	(H)
Nov. 15	#15/15 Arizona State	68-64 (OT)	Won	(A)
Nov. 18	Morehead State	112-57	Won	(H)
Nov. 22	Colorado	86-61	Won	(H)
Nov. 25	Eastern Michigan	89-67	Won	(H)
Nov. 29	Jackson State	92-24	Won	(H)
Dec. 2	Northern Kentucky	84-65	Won	(A)
Dec. 10	Louisville !	72-54	Won	(H)
Dec. 13	Middle Tennessee	68-52	Won	(A)
Dec. 20	#13/11 Duke !	71-61	Won	(H)
Dec. 28	Tennessee State	81-39	Won	(H)
Jan. 3	Auburn	61-66	Lost	(A)
Jan. 7	Alabama	73-48	Won	(H)
Jan. 10	Georgia	64-53	Won	(A)
Jan. 14	#2/2 South Carolina	62-73	Lost	(H)
Jan. 17	Auburn	54-47	Won	(H)
Jan. 21	Ole Miss	65-73	Lost	(A)
Jan. 25	#18/21 Tennessee	64-63	Won	(H)
Jan. 28	Vanderbilt	69-71	Lost	(H)
Jan. 31	Florida	79-85	Lost	(A)
Feb. 4	#2/2 South Carolina	68-78	Lost	(A)
Feb. 7	LSU	70-58	Won	(H)
Feb. 14	Vanderbilt	71-55	Won	(A)
Feb. 18	#14/13 Mississippi St.	83-60	Won	(A)
Feb. 21	Arkansas	77-63	Won	(H)
Feb. 25	#24/24 Missouri	69-59	Won	(H)
Feb. 28	#13/13 Texas A&M	71-58	Won	(A)
March 3	LSU*	79-71	Won	(N)
March 4	#25/24 Florida*	92-69	Won	(N)
March 5	#2/3 South Carolina*	63-93	Lost	(N)
March 19	UNC Asheville**	85-31	Won	(N)
March 20	Oklahoma**	79-58	Won	(N)
March 25	Washington***!	72-85	Lost	(N)

! = Game played in Rupp Arena - Lexington, Ky.

* - SEC Tournament - Little Rock, Ark. (Verizon Arena)

** - NCAA Tournament, First & Second Rounds, Lexington, Ky. (Memorial Coliseum)

*** - NCAA Tournament, Lexington Regional (Rupp Arena)

2014-15

Coach: Matthew Mitchell

Record: 24-10 (10-6 SEC)

Nov. 14	Appalachian State	111-74	Won	(H)
Nov. 17	#8/9 Baylor !	74-64	Won	(H)
Nov. 19	Morehead State	91-62	Won	(H)
Nov. 22	Central Michigan	71-68	Won	(A)
Nov. 27	Illinois *	71-77	Lost	(N)
Nov. 28	Oklahoma *	92-88 (OT)	Won	(N)
Nov. 29	South Florida *	61-57	Won	(N)
Dec. 3	Northern Kentucky	82-64	Won	(H)
Dec. 7	#7/7 Louisville	77-68	Won	(A)
Dec. 12	Middle Tennessee	78-62	Won	(H)
Dec. 14	Belmont	71-55	Won	(H)
Dec. 21	#13/13 Duke	68-89	Lost	(A)
Dec. 28	Tennessee State	87-75	Won	(H)
Jan. 2	Alabama	78-66	Won	(A)
Jan. 4	Ole Miss	64-58	Won	(H)
Jan. 8	Auburn	78-57	Won	(H)
Jan. 11	#1/1 South Carolina	60-68	Lost	(A)
Jan. 15	Florida	62-56	Won	(H)
Jan. 18	LSU	79-84	Lost	(A)
Jan. 25	Missouri	83-69	Won	(A)
Jan. 29	#6/6 Tennessee	72-73	Lost	(H)

Feb. 1	#21/20 Georgia	80-72	Won	(H)
Feb. 8	Vanderbilt	82-68	Won	(A)
Feb. 12	#13/15 Miss. State	92-90 (2OT)	Won	(H)
Feb. 15	#6/6 Tennessee	58-72	Lost	(A)
Feb. 19	#15/15 Texas A&M	69-81	Lost	(H)
Feb. 23	Ole Miss	59-67	Lost	(A)
Feb. 26	Arkansas	56-51	Won	(H)
March 1	#2/2 South Carolina	67-56	Won	(H)
March 5	Vanderbilt **	67-61	Won	(N)
March 6	#11/13 Miss. State*	*76-67	Won	(N)
March 7	#5/5 Tennessee **	64-75	Lost	(N)
March 20	Tennessee State ***	97-52	Won	(H)
March 22	Dayton ***	94-99	Lost	(H)

! = Game played in Rupp Arena - Lexington, Ky.

* - Paradise Jam - St. Thomas, Virgin Islands (UVI Sports and Fitness Center)

** - SEC Tournament - Little Rock, Ark. (Verizon Arena)

*** - NCAA Tournament, First & Second Rounds, Lexington, Ky. (Memorial Coliseum)

2013-14

Coach: Matthew Mitchell

Record: 26-9 (10-6 SEC)

Nov. 8	Marist	75-61	Won	(A)
Nov. 10	Wagner	96-57	Won	(A)
Nov. 13	Georgia Southern	103-38	Won	(H)
Nov. 17	Central Michigan	96-74	Won	(H)
Nov. 21	Lipscomb	116-49	Won	(H)
Nov. 24	Middle Tennessee	84-72	Won	(A)
Nov. 27	Bradley	117-77	Won	(H)
Dec. 1	#3/4 Louisville	69-64	Won	(H)
Dec. 6	#9/9 Baylor %	133-130 (4OT)	Won	(N)
Dec. 12	DePaul	96-85	Won	(A)
Dec. 15	East Tennessee State	73-56	Won	(H)
Dec. 22	#2/2 Duke !	61-69	Lost	(H)
Dec. 29	Grambling State	109-46	Won	(H)
Jan. 2	Alabama	85-63	Won	(A)
Jan. 5	Florida	73-83	Lost	(H)
Jan. 9	#10/11 South Carolina	59-68	Lost	(A)
Jan. 12	Missouri	80-69	Won	(H)
Jan. 19	Auburn	73-71	Won	(A)
Jan. 23	Alabama	55-57	Lost	(H)
Jan. 26	Arkansas	68-58	Won	(H)
Jan. 30	Georgia	56-58	Lost	(A)
Feb. 2	#14/14 LSU	63-56	Won	(H)
Feb. 9	Florida	80-86	Lost	(A)
Feb. 13	Ole Miss	108-78	Won	(H)
Feb. 16	#8/8 Tennessee	75-71	Won	(A)
Feb. 20	#4/6 South Carolina	58-81	Lost	(H)
Feb. 23	#16/13 Texas A&M	83-74	Won	(A)
Feb. 27	Mississippi State	81-74 (OT)	Won	(H)
March 2	Vanderbilt	65-63	Won	(H)
March 7	Florida *	75-70	Won	(N)
March 8	#5/7 South Carolina *	68-58	Won	(N)
March 9	#6/6 Tennessee *	70-71	Lost	(N)
March 22	Wright State **	106-60	Won	(H)
March 24	Syracuse **	64-59	Won	(H)
March 29	#5/6 Baylor ***	72-90	Lost	(N)

% - Game Played in AT&T Stadium (Arlington, Texas)

! - Game played in Rupp Arena

* - SEC Tournament, Duluth, Ga.

(The Arena at Gwinnett Center)

** - NCAA 1st & 2nd Rounds, Lexington, Ky.

(Memorial Coliseum)

*** - NCAA Regional, South Bend, Ind.

(Purcell Pavilion)

2012-13

Coach: Matthew Mitchell

Record: 30-6 (13-3 SEC)

Nov. 10	Delaware State	96-50	Won	(H)
Nov. 13	Baylor #1/1	51-85	Lost	(A)
Nov. 17	High Pt.	80-46	Won	(H)
Nov. 23	Morehead State	73-37	Won	(H)
Nov. 25	USC Upstate	100-34	Won	(H)
Nov. 28	Miami (Ohio)	92-53	Won	(H)
Dec. 2	#7/6 Louisville	48-47	Won	(A)
Dec. 7	DePaul !	96-64	Won	(H)
Dec. 9	Middle Tennessee	68-46	Won	(H)
Dec. 18	Pepperdine	80-62	Won	(A)
Dec. 21	UC Santa Barbara	66-38	Won	(A)
Dec. 28	Alcorn State	90-23	Won	(H)
Dec. 30	Marist	78-56	Won	(H)
Jan. 3	Florida	76-69	Won	(H)
Jan. 6	Alabama	87-70	Won	(A)
Jan. 10	#20/21 Texas A&M	65-62	Won	(H)
Jan. 13	Missouri	69-43	Won	(A)
Jan. 17	Mississippi State	100-47	Won	(H)
Jan. 20	Auburn	97-53	Won	(H)
Jan. 24	#18/14 South Carolina	50-55	Lost	(A)
Jan. 27	LSU	73-60	Won	(H)
Feb. 3	#13/14 Georgia	71-75	Lost	(H)
Feb. 7	Arkansas	80-74 (OT)	Won	(A)
Feb. 10	Vanderbilt	75-53	Won	(A)
Feb. 14	#16/14 South Carolina	78-74	Won	(H)
Feb. 18	#10/13 Texas A&M	70-66	Won	(A)
Feb. 24	LSU	72-77	Lost	(A)
Feb. 28	Ole Miss	90-65	Won	(A)
March 3	#8/8 Tennessee	78-65	Won	(H)
March 8	Vanderbilt *	76-65	Won	(N)
March 9	#12/12 Georgia *	60-38	Won	(N)
March 10	#19/19 Texas A&M *	67-75	Lost	(N)
March 24	Navy **	61-41	Won	(N)
March 26	#18/15 Dayton **	84-70	Won	(N)
March 30	#15/16 Delaware ***	69-62	Won	(N)
April 1	#3/3 Connecticut ***	53-83	Lost	(N)

! - Game played in Rupp Arena

* - SEC Tournament, Duluth, Ga.

(The Arena at Gwinnett Center)

** - NCAA 1st & 2nd Rounds, Queens, N.Y.

(Carnesecca Arena)

*** - NCAA Regional, Bridgeport, Conn. (Webster Bank Arena)

2011-12

SEC Regular Season Champions

Coach: Matthew Mitchell

Record: 28-7 (13-3 SEC)

Nov. 11	Morehead State	96-60	Won	(A)
Nov. 15	Jacksonville State	100-25	Won	(H)
Nov. 17	Northeastern	81-47	Won	(H)
Nov. 19	Southern Miss	88-71	Won	(H)
Nov. 23	Nebraska Omaha	81-48	Won	(H)
Nov. 25	Sam Houston State	73-52	Won	(H)
Nov. 27	Mississippi Valley State	90-51	Won	(H)
Dec. 4	#10/11 Louisville	74-54	Won	(H)
Dec. 8	#6/5 Duke !	72-65	Won	(H)
Dec. 11	Arkansas-Pine Bluff	101-43	Won	(H)
Dec. 18	#3/3 Notre Dame	83-92	Lost	(A)
Dec. 21	Samford	90-61	Won	(H)
Dec. 28	Middle Tennessee	58-70	Lost	(A)
Jan. 1	Florida	59-56	Won	(A)



ALL-TIME RESULTS

Jan. 5	Arkansas	84-72	Won	(H)
Jan. 8	Mississippi State	88-40	Won	(H)
Jan. 12	#6/7 Tennessee	61-60	Won	(H)
Jan. 15	#24/rv South Carolina	66-58	Won	(A)
Jan. 19	#15/14 Georgia	69-64	Won	(A)
Jan. 22	Florida	57-52	Won	(H)
Jan. 26	Auburn	66-48	Won	(A)
Jan. 29	Alabama	82-68	Won	(H)
Feb. 2	Ole Miss	82-41	Won	(H)
Feb. 5	LSU	51-61	Lost	(A)
Feb. 13	#13/11 Tennessee	54-91	Lost	(A)
Feb. 16	Alabama	75-77	Lost	(A)
Feb. 20	RV/#24 Vanderbilt	70-61	Won	(H)
Feb. 23	South Carolina	53-50	Won	(H)
Feb. 26	Mississippi State	76-40	Won	(A)
March 2	Florida *	71-67	Won	(N)
March 3	LSU *	61-72	Lost	(N)
March 17	McNeese State **	68-62	Won	(N)
March 19	#10/10 Green Bay **	65-62	Won	(N)
March 25	RV/#24 Gonzaga ***	79-62	Won	(N)
March 27	#3/3 Connecticut ***	65-80	Lost	(N)

! - Game played in Rupp Arena

* - SEC Tournament, Nashville, Tenn. (Bridgestone Arena)

** - NCAA 1st & 2nd Rounds, Ames, Iowa (Hilton Coliseum)

*** - NCAA Regional, Kingston, R.I. (Ryan Center)

2010-11

Coach: Matthew Mitchell

Record: 25-9 (11-5 SEC)

Nov. 12	Morehead State	82-48	Won	(H)
Nov. 14	Miami (Ohio)	84-71	Won	(A)
Nov. 21	#12/12 Notre Dame	81-76	Won	(H)
Nov. 26	Murray State *	91-59	Won	(N)
Nov. 27	Southern Miss *	79-60	Won	(A)
Dec. 5	Louisville	52-78	Lost	(A)
Dec. 7	Tennessee Tech	77-53	Won	(H)
Dec. 11	UT-Chattanooga	79-64	Won	(A)
Dec. 18	Alabama A&M	84-58	Won	(H)
Dec. 21	Arkansas Pine Bluff	107-35	Won	(H)
Dec. 29	Middle Tennessee	81-72	Won	(H)
Dec. 30	UT-Martin	68-47	Won	(H)
Jan. 4	#3/3 Duke	48-54	Lost	(A)
Jan. 6	#25/RV Arkansas	67-78	Lost	(A)
Jan. 9	Georgia	59-61	Lost	(H)
Jan. 13	South Carolina	66-48	Won	(H)
Jan. 16	Mississippi State	72-60	Won	(H)
Jan. 20	Florida	59-58	Won	(A)
Jan. 23	Vanderbilt	78-68	Won	(H)
Jan. 27	Ole Miss	74-68	Won	(A)
Jan. 30	Alabama	82-69	Won	(A)
Feb. 3	Auburn	69-38	Won	(H)
Feb. 7	#4/4Tennessee	67-73	Lost	(H)
Feb. 10	South Carolina	61-66	Lost	(A)
Feb. 13	LSU	49-47	Won	(H)
Feb. 17	Georgia	51-69	Lost	(A)
Feb. 20	Vanderbilt	80-71	Won	(A)
Feb. 24	Arkansas	55-54	Won	(H)
Feb. 27	Auburn	76-62	Won	(A)
March 4	LSU **	60-58	Won	(N)
March 5	Vanderbilt **	69-56	Won	(N)
March 6	#4/4 Tennessee **	65-90	Lost	(N)
March 19	Hampton ***	66-62 (OT)	Won	(N)
March 21	#14/14 UNC ***	74-86	Lost	(N)

* Lady Eagle Thanksgiving Classic (Hattiesburg, Miss.) (Reed Green Coliseum)

** SEC Tournament, Nashville, Tenn. (Bridgestone Arena)

*** NCAA 1st & 2nd Rounds, Albuquerque, N.M. (The Pit/University Arena)

2009-10

Coach: Matthew Mitchell

Record: 28-8 (11-5 SEC)

Nov. 13	Boston	92-58	Won	(H)
Nov. 15	Butler	87-66	Won	(H)
Nov. 17	Morehead State	72-55	Won	(A)
Nov. 22	Chattanooga	65-55	Won	(H)
Nov. 25	UC-Santa Barbara	68-54	Won	(A)
Nov. 28	McNeese State	85-50	Won	(H)
Dec. 01	Miami (Ohio)	107-53	Won	(H)
Dec. 04	Cincinnati	68-57	Won	(A)
Dec. 13	Florida A&M	91-39	Won	(H)
Dec. 20	Louisville	101-67	Won	(H)
Dec. 22	UT-Martin	87-47	Won	(H)
Dec. 28	Middle Tennessee	51-57	Lost	(A)
Jan. 1	Mississippi Valley State	93-48	Won	(H)
Jan. 7	#8/8 Georgia	60-61 (OT)	Lost	(A)
Jan. 10	#17/16 Vanderbilt	63-53	Won	(H)
Jan. 14	South Carolina	71-79	Lost	(A)
Jan. 17	Alabama	88-63	Won	(H)
Jan. 21	Arkansas	69-52	Won	(H)
Jan. 24	Auburn	68-50	Won	(H)
Jan. 28	#18/19 LSU	71-62	Won	(A)
Jan. 31	Mississippi State	69-59	Won	(A)
Feb. 4	Ole Miss	80-66	Won	(H)
Feb. 7	Arkansas	71-57	Won	(A)
Feb. 11	#19/18 Georgia	64-48	Won	(H)
Feb. 14	#RV/No. 22 Vanderbilt	55-68	Lost	(A)
Feb. 18	Florida	77-51	Won	(H)
Feb. 21	South Carolina	71-50	Won	(H)
Feb. 25	#4/4 Tennessee	65-81	Lost	(A)
Feb. 28	Auburn	53-65	Lost	(A)
March 5	Auburn *	65-54	Won	(N)
March 6	Mississippi State *	76-65	Won	(N)
March 7	#4/4 Tennessee *	62-70	Lost	(N)
March 20	Liberty **	83-77	Won	(N)
March 22	#24/25 Michigan St. ***	70-52	Won	(N)
March 28	#4/4 Nebraska ***	76-67	Won	(N)
March 30	#12/12 Oklahoma ***	68-88	Lost	(N)

* SEC Tournament, Duluth Ga.

(The Arena at Gwinnett Center)

** NCAA 1st & 2nd Rounds, Louisville, Ky.

(Freedom Hall)

*** NCAA Regionals, Kansas City, Mo. (Sprint Center)

2008-09

Coach: Matthew Mitchell

Record: 16-16 (5-9 SEC)

Nov. 15	Michigan	60-70	Lost	(H)
Nov. 17	Cincinnati	58-55	Won	(H)
Nov. 23	George Washington	67-48	Won	(H)
Nov. 28	Yale*	87-82	Won	(N)
Nov. 29	Long Island *	46-43	Won	(A)
Dec. 2	#23/25 Xavier	44-67	Lost	(A)
Dec. 4	Western Kentucky	57-66	Lost	(A)
Dec. 6	Furman	74-35	Won	(H)
Dec. 12	East Tennessee State	50-59	Lost	(H)
Dec. 14	#12/13 Louisville	59-75	Lost	(A)

Dec. 19	Alabama A&M	65-45	Won	(H)
Dec. 21	UC-Santa Barbara	69-58	Won	(H)
Dec. 30	IUPUI	82-60	Won	(H)
Jan. 1	North Carolina A&T	72-63	Won	(H)
Jan. 3	Miami (Ohio)	80-55	Won	(A)
Jan. 8	Tennessee	64-69	Lost	(A)
Jan. 11	Arkansas	72-63	Won	(H)
Jan. 15	Alabama	67-57	Won	(A)
Jan. 18	Mississippi State	45-52	Lost	(H)
Jan. 25	LSU	56-59	Lost	(H)
Jan. 29	#12/16 Florida	74-59	Lost	(A)
Feb. 1	Ole Miss	60-69	Lost	(A)
Feb. 5	South Carolina	61-47	Won	(H)
Feb. 8	#20/22 Vanderbilt	62-72	Lost	(H)
Feb. 12	#5/4 Auburn	69-81	Lost	(A)
Feb. 19	#13/19 Tennessee	66-56	Won	(H)
Feb. 22	LSU	56-57	Lost	(A)
Feb. 26	Georgia	57-61	Lost	(H)
March 1	South Carolina	70-53	Won	(A)
March 5	Georgia **	64-82	Lost	(N)
March 19	Chattanooga ***	81-76 (OT)	Won	(H)
March 22	Wisconsin ***	45-49	Lost	(A)

* Courtyard LaGuardia Turkey Classic (Brooklyn, N.Y.)

- Wellness, Recreation and Athletic Center

** SEC Tournament (North Little Rock, Ark.)

- Alltel Arena

*** WNIT Tournament (Campus Sites)

2007-08

Coach: Matthew Mitchell

Record: 17-16 (8-6 SEC)

Nov. 10	USC-Upstate	74-59	Won	(H)
Nov. 14	#14/12 George Wash.	65-75	Lost	(A)
Nov. 18	Florida Atlantic	61-53	Won	(H)
Nov. 23	Minnesota *	80-92	Lost	(N)
Nov. 24	#21/22 Texas *	60-72	Lost	(N)
Nov. 25	Lipscomb *	76-55	Won	(N)
Nov. 30	Western Kentucky !	74-78 (OT)	Lost	(H)
Dec. 4	William & Mary	75-44	Won	(H)
Dec. 8	Michigan	59-63	Lost	(A)
Dec. 20	Louisville !	65-80	Lost	(A)
Dec. 28	#23 Old Dominion	62-71	Lost	(H)
Dec. 30	South Alabama	66-56	Won	(A)
Jan. 1	Xavier	46-51	Lost	(H)
Jan. 7	Wofford	67-57	Won	(H)
Jan. 10	Florida	60-58	Won	(H)
Jan. 13	Mississippi State	64-60	Won	(A)
Jan. 17	#2 Tennessee	40-65	Lost	(A)
Jan. 20	#20/18 Auburn	62-55	Won	(H)
Jan. 24	South Carolina	66-62	Won	(A)
Jan. 27	#9 LSU !	46-72	Lost	(H)
Jan. 31	#17/14 Georgia	47-44	Won	(A)
Feb. 3	#2 Tennessee	51-79	Lost	(A)
Feb. 7	Ole Miss !	59-54	Won	(H)
Feb. 14	#25 Vanderbilt	49-66	Lost	(A)
Feb. 17	Alabama	64-44	Won	(H)
Feb. 21	#6 LSU	48-52	Lost	(A)
Feb. 24	Arkansas	59-56	Won	(A)
March 2	South Carolina !	57-65	Lost	(H)
March 7	#23/21 Georgia **	57-50	Won	(N)
March 8	#7/6 LSU **	49-66	Lost	(N)
March 21	Middle Tennessee ***	68-66 (OT)	Won	(H)
March 26	James Madison ***	84-76	Won	(H)
March 30	Marquette ***	64-69	Lost	(H)

* Rainbow Wahine Classic (Honolulu, Hawaii)



ALL-TIME RESULTS

- Stan Sheriff Center
 ** SEC Tournament (Nashville, Tenn.)
 - Sommet Center
 *** WNIT Tournament (Lexington, Ky.) - Memorial Coliseum
 ! - Played in Rupp Arena

MICKIE DEMOSS Overall Record at UK: 71-56 (2003-07)

2006-07

Coach: Mickie DeMoss
Record: 20-14 (6-8 SEC)

Nov. 10	Washington State *	80-51	Won	(H)
Nov. 12	Indiana *	51-54	Lost	(H)
Nov. 18	Old Dominion	69-55	Won	(A)
Nov. 24	Delaware **	70-86	Lost	(N)
Nov. 25	Southern Illinois **	78-59	Won	(N)
Nov. 29	Detroit	79-44	Won	(H)
Dec. 3	#19 Louisville	75-83	Lost	(A)
Dec. 8	Alabama State	75-46	Won	(H)
Dec. 17	Arkansas-Pine Bluff !	83-46	Won	(H)
Dec. 19	Mississippi Valley State	84-37	Won	(H)
Dec. 21	Southern	70-44	Won	(H)
Dec. 29	Kent State ***	82-47	Won	(N)
Dec. 30	Memphis ***	86-51	Won	(N)
Jan. 2	Texas-Pan American	77-45	Won	(H)
Jan. 4	South Carolina	59-55	Won	(H)
Jan. 6	#7/8 Ohio State	51-53	Lost	(A)
Jan. 11	Alabama	63-62	Won	(A)
Jan. 14	Ole Miss	65-67 (OT)	Lost	(H)
Jan. 18	#8 LSU	58-76	Lost	(A)
Jan. 21	Auburn	68-65	Won	(A)
Jan. 25	Mississippi State !	75-83 (2OT)	Lost	(H)
Jan. 28	South Carolina	56-66	Lost	(A)
Feb. 1	#15 Vanderbilt	62-63	Lost	(H)
Feb. 4	Florida	84-74	Won	(H)
Feb. 8	Ole Miss	69-61	Won	(A)
Feb. 11	#3 Tennessee	62-84	Lost	(A)
Feb. 15	#11/12 Georgia !	72-82 (OT)	Lost	(H)
Feb. 18	Arkansas !	87-60	Won	(H)
Feb. 25	Florida	79-83	Lost	(A)
March 1	Arkansas ****	72-57	Won	(N)
March 2	#10/12 Georgia ****	40-72	Lost	(N)
March 15	Oakland *****	65-56	Won	(A)
March 19	Ball State *****	85-82	Won	(A)
March 22	Wisconsin *****	61-67	Lost	(A)

* Women's Sports Foundation Tournament (Lexington, Ky.) - Memorial Coliseum
 ** Odwalla Classic (San Francisco, Calif.) - War Memorial Gymnasium
 *** Wells Fargo New Year's Classic (San Antonio, Texas) - USTA Convocation Center
 **** SEC Tournament (Duluth, Ga.) - Gwinnett Center
 ***** WNIT (Campus Sites)
 ! - Played in Rupp Arena

2005-06

Coach: Mickie DeMoss
Record: 22-9 (9-5 SEC)

Nov. 18	IUPUI	81-52	Won	(H)
Nov. 22	Stetson	84-38	Won	(H)
Nov. 25	Indiana State *	68-58	Won	(N)
Nov. 26	Hofstra *	67-54	Won	(N)
Dec. 1	Florida International	71-56	Won	(H)

Dec. 6	North Carolina A&T	71-40	Won	(H)
Dec. 8	Georgetown	63-47	Won	(H)
Dec. 10	Detroit	74-65	Won	(A)
Dec. 18	#3 LSU	36-66	Lost	(H)
Dec. 22	Tennessee State	105-45	Won	(H)
Dec. 28	Louisville !	55-64	Lost	(H)
Dec. 31	Wake Forest	77-82	Lost	(A)
Jan. 2	Bowling Green St.	66-62 (OT)	Won	(H)
Jan. 8	South Carolina	72-60	Won	(H)
Jan. 12	#RV/24 Florida	80-65	Won	(A)
Jan. 15	Georgia Tech **	66-62	Won	(A)
Jan. 19	Auburn !	57-71	Lost	(H)
Jan. 22	Ole Miss	81-75	Won	(A)
Jan. 26	#1/3 Tennessee !	66-63	Won	(H)
Feb. 2	#14 Georgia	57-91	Lost	(A)
Feb. 5	Florida	61-68	Lost	(H)
Feb. 9	South Carolina	75-71	Won	(A)
Feb. 12	Arkansas	79-50	Won	(A)
Feb. 16	Ole Miss	65-61	Won	(H)
Feb. 19	Mississippi State	51-46	Won	(A)
Feb. 23	#23/24 Vanderbilt	55-72	Lost	(A)
Feb. 26	Alabama !	80-60	Won	(H)
March 2	#23/RV Florida ***	88-70	Won	(N)
March 3	#3 LSU ***	52-79	Lost	(N)
March 18	Chattanooga ****	69-59	Won	(N)
March 20	#16/17 Michigan St. ****	63-67	Lost	(N)

* Pepperdine Tournament (Malibu, Calif.) - Firestone Fieldhouse
 ** Russell Athletic Shootout (Duluth, Ga.) - Gwinnett Center
 *** SEC Tournament (North Little Rock, Ark.) - Alltel Arena
 **** NCAA First and Second Rounds (Rosemont, Ill.) Allstate Arena
 ! - Played in Rupp Arena

2004-05

Coach: Mickie DeMoss
Record: 18-16 (4-10 SEC)

Nov. 19	Butler	82-44	Won	(H)
Nov. 21	Florida A&M	84-55	Won	(H)
Nov. 25	Oregon St. &	73-70	Won	(N)
Nov. 26	South Dakota St. &	55-57	Lost	(N)
Nov. 27	#17/18 Rutgers &	60-75	Lost	(N)
Dec. 1	Northwestern	70-63	Won	(A)
Dec. 5	Louisville	49-66	Lost	(A)
Dec. 10	Charleston So.	89-33	Won	(H)
Dec. 12	Marshall	73-55	Won	(A)
Dec. 18	UAB	90-60	Won	(H)
Dec. 21	Nicholls State !	106-51	Won	(H)
Dec. 28	Xavier	67-75	Lost	(A)
Dec. 30	Wake Forest !	66-61	Won	(H)
Jan. 2	St. Francis (Penn.)	85-73	Won	(H)
Jan. 4	Longwood	79-41	Won	(H)
Jan. 9	Alabama	63-69 (OT)	Lost	(A)
Jan. 13	#18 Georgia !	71-63	Won	(H)
Jan. 16	Ole Miss	70-63	Won	(H)
Jan. 20	Mississippi St.	59-72	Lost	(A)
Jan. 23	#7/9 Tennessee	49-67	Lost	(A)
Jan. 27	#23/21 Vanderbilt	67-73	Lost	(H)
Jan. 30	South Carolina	66-50	Won	(H)
Feb. 6	#18/19 Georgia	64-68	Lost	(A)
Feb. 10	Florida	59-70	Lost	(H)
Feb. 13	Auburn	50-65	Lost	(A)
Feb. 17	#1 LSU	58-81	Lost	(A)

Feb. 20	Mississippi State	55-71	Lost	(A)
Feb. 24	South Carolina	47-60	Lost	(A)
Feb. 27	Arkansas	73-67	Won	(H)
March 3	Auburn *	57-62	Lost	(N)
March 18	Eastern Michigan **	79-68	Won	(H)
March 20	Chattanooga **	91-54	Won	(H)
March 24	Xavier **	67-62	Won	(H)
March 28	West Virginia **	75-80 (2OT)	Lost	(H)

& Paradise Jam (St. Thomas, Virgin Islands)
 * SEC Tournament (Greenville, S.C.) - BiLo Center
 ** WNIT (Lexington, Ky.) - Memorial Coliseum
 ! - Played in Rupp Arena

2003-04

Coach: Mickie DeMoss
Record: 11-17 (3-11 SEC)

Nov. 21	IPFW	79-59	Won	(H)
Nov. 23	Northwestern	67-60	Won	(H)
Nov. 25	#13 North Carolina !	59-75	Lost	(H)
Nov. 28	Duquesne *	90-83	Won	(N)
Nov. 29	San Francisco *	59-67	Lost	(A)
Dec. 3	Louisville !	84-80 (OT)	Won	(H)
Dec. 10	Xavier	60-75	Lost	(H)
Dec. 13	Temple	82-86 (OT)	Lost	(A)
Dec. 20	Miami (Ohio)	64-58	Won	(A)
Dec. 22	Western Kentucky	76-63	Won	(A)
Dec. 30	Austin Peay	82-56	Won	(H)
Jan. 2	Cincinnati	52-60	Lost	(A)
Jan. 6	High Pt.	83-45	Won	(H)
Jan. 8	#22 Vanderbilt	57-65	Lost	(A)
Jan. 11	#12/9 Georgia	53-74	Lost	(H)
Jan. 18	#14 LSU	69-70	Lost	(H)
Jan. 22	Mississippi State	67-80	Lost	(A)
Jan. 25	South Carolina	75-61	Won	(A)
Jan. 29	#1 Tennessee	72-81	Lost	(H)
Feb. 1	Ole Miss	88-90 (2OT)	Lost	(A)
Feb. 5	#19/22 Auburn	54-71	Lost	(H)
Feb. 8	#24/RV Florida	56-76	Lost	(A)
Feb. 15	Mississippi State	41-54	Lost	(H)
Feb. 19	Arkansas	58-69	Lost	(A)
Feb. 22	Alabama	62-59	Won	(H)
Feb. 26	South Carolina	71-54	Won	(H)
Feb. 29	#19/15 Georgia	62-73	Lost	(A)
March 4	#19/RV Vanderbilt **	41-60	Lost	(N)

* Odwalla Classic (San Francisco, Calif.) - War Memorial Gym
 ** SEC Tournament (Nashville, Tenn.) - Gaylord Entertainment Center
 ! - Played in Rupp Arena

BERNADETTE MATTOX Overall Record: 91-135 (1995-2003)

2002-03

Coach: Bernadette Mattox
Record: 11-16 (4-10 SEC)
Captain: Rita Adams

Nov. 25	Southern Illinois	79-53	Won	(H)
Nov. 29	Pacific *	77-61	Won	(N)
Nov. 30	Washington *	56-88	Lost	(A)
Dec. 4	Evansville	66-70	Lost	(A)
Dec. 7	Western Kentucky	83-88	Lost	(H)
Dec. 14	Hawaii **	59-70	Lost	(A)
Dec. 15	Long Island **	72-64	Won	(N)



ALL-TIME RESULTS

Dec. 21	Miami (Ohio)	108-102 (OT)	Won	(H)
Dec. 23	Morris Brown	106-32	Won	(H)
Dec. 31	Cincinnati	69-67	Won	(H)
Jan. 2	Marshall !	75-42	Won	(H)
Jan. 5	Louisville	62-86	Lost	(A)
Jan. 12	Alabama	59-55	Won	(H)
Jan. 16	LSU	39-82	Lost	(A)
Jan. 19	Vanderbilt	50-84	Lost	(A)
Jan. 23	Ole Miss	83-66	Won	(H)
Jan. 26	Georgia	59-71	Lost	(A)
Feb. 2	South Carolina	46-49	Lost	(H)
Feb. 6	Auburn	56-63 (OT)	Lost	(A)
Feb. 9	Vanderbilt	63-85	Lost	(H)
Feb. 13	Arkansas	60-70	Lost	(H)
Feb. 16	Mississippi State	46-96	Lost	(A)
Feb. 20	Florida	49-47	Won	(H)
Feb. 23	Alabama	73-71 (2OT)	Won	(A)
Feb. 27	South Carolina	51-97	Lost	(A)
March 2	Tennessee	69-84	Lost	(H)
March 6	Auburn ***	62-68	Lost	(N)

* Seattle Times Husky Classic (Seattle, Wash.) - Bank of America Arena

** Hawaii Invitational (Honolulu, Hawaii) - Stan Sheriff Center

*** SEC Tournament (North Little Rock, Ark.) - Alltel Arena

! - Played in Rupp Arena

2001-02

Coach: Bernadette Mattox

Record: 9-20 (1-13 SEC)

Captains: LaTonya McDole and Niecee Patterson

Nov. 17	Temple	64-55	Won	(H)
Nov. 23	Sam Houston State *	100-55	Won	(N)
Nov. 24	Memphis *	55-63	Lost	(A)
Nov. 28	North Carolina	64-102	Lost	(A)
Dec. 1	Miami (Fla.)	60-57	Won	(H)
Dec. 5	Miami (Ohio)	64-73	Lost	(A)
Dec. 8	Western Kentucky	79-84	Lost	(A)
Dec. 16	Virginia Commonwealth	66-61	Won	(A)
Dec. 19	Louisville	72-53	Won	(H)
Dec. 22	Evansville	72-78	Lost	(H)
Dec. 28	Southern Miss **	59-44	Won	(N)
Dec. 29	Lafayette **	83-60	Won	(N)
Jan. 3	Mississippi State	54-59	Lost	(H)
Jan. 6	Alabama	63-62	Won	(A)
Jan. 10	Vanderbilt	54-71	Lost	(A)
Jan. 13	Auburn	66-70	Lost	(H)
Jan. 17	Arkansas	64-76	Lost	(A)
Jan. 20	South Carolina	49-78	Lost	(A)
Jan. 24	LSU	59-75	Lost	(H)
Jan. 27	Alabama	58-61	Lost	(H)
Feb. 3	Georgia	50-76	Lost	(H)
Feb. 7	Ole Miss	66-76	Lost	(A)
Feb. 10	South Carolina	73-74	Lost	(H)
Feb. 14	Florida	59-81	Lost	(A)
Feb. 19	Cincinnati	57-73	Lost	(A)
Feb. 21	Vanderbilt	57-73	Lost	(H)
Feb. 24	Tennessee	64-89	Lost	(A)
Feb. 28	Mississippi State ***	75-72	Won	(N)
March 1	LSU ***	62-74	Lost	(N)

* Lady Tiger Classic (Memphis, Tenn.) - Elma Roane Fieldhouse

** Blue Sky Restaurant Group Classic (Hanover, N.H.)

- Edward Leede Arena

*** SECTournament (Nashville, Tenn.) - Gaylord Entertainment Center

European Tour

May 2001 • 5-0

W, 87-56	Nice University Club (Nice, France)	May 9
W, 85-69	Lyon A.L.G.M (Lyon, France)	May 10
W, 59-44	Sion Helios BBC (Montreaux, Switzerland)	May 12
W, 87-50	Fribourg BBC (Fribourg, Switzerland)	May 13
W, 78-59	Sceaux (Paris, France)	May 15

2000-01

Coach: Bernadette Mattox

Record: 6-21 (2-12 SEC)

Captain: LaTonya McDole

Nov. 21	Miami (Ohio)	77-71	Won	(H)
Nov. 25	Missouri *	51-86	Lost	(N)
Nov. 26	Houston *	77-78	Lost	(N)
Nov. 29	IUPUI	76-75	Won	(H)
Dec. 1	Purdue	67-87	Lost	(H)
Dec. 6	Xavier	62-80	Lost	(A)
Dec. 9	Louisville	57-63	Lost	(A)
Dec. 17	Fla. International **	60-58	Won	(A)
Dec. 19	Miami (Fla.)	59-74	Lost	(A)
Dec. 22	Cincinnati ***	38-57	Lost	(N)
Dec. 30	Florida Atlantic	112-71	Won	(H)
Jan. 4	Auburn	40-73	Lost	(A)
Jan. 7	Florida	48-85	Lost	(H)
Jan. 11	Vanderbilt	61-91	Lost	(H)
Jan. 14	Arkansas	50-69	Lost	(A)
Jan. 18	LSU	64-87	Lost	(A)
Jan. 21	Tennessee	38-110	Lost	(H)
Jan. 25	Alabama	71-64	Won	(H)
Jan. 27	Tennessee	39-83	Lost	(A)
Jan. 31	Va. Commonwealth	57-67	Lost	(H)
Feb. 4	Arkansas	78-84	Lost	(H)
Feb. 11	South Carolina	62-70	Lost	(A)
Feb. 15	Georgia	58-91	Lost	(A)
Feb. 18	South Carolina	61-59	Won	(H)
Feb. 22	Ole Miss	54-75	Lost	(H)
Feb. 25	Mississippi State	66-74	Lost	(A)
March 1	LSU ****	57-72	Lost	(N)

* Pepperdine Classic (Malibu, Calif.) - Firestone Fieldhouse

** Baptist Health Systems Women's Fab Four Classic

(Miami, Fla.) - Golden Panther Arena

*** Louisville, Ky. (double-header with UK Men vs. Indiana)

**** SEC Tournament (Memphis, Tenn.) - The Pyramid

1999-2000

Coach: Bernadette Mattox

Record: 15-14 (5-9 SEC)

Captains: Tiffany Wait and Erica Jackson

Nov. 19	Austin Peay	88-52	Won	(A)
Nov. 22	Miami (Ohio)	77-39	Won	(A)
Nov. 24	Connecticut *	62-68	Lost	(A)
Nov. 26	Clemson *	65-70	Lost	(N)
Dec. 1	Western Kentucky	75-48	Won	(H)
Dec. 6	New Mexico	62-52	Won	(A)
Dec. 11	Liberty	69-57	Won	(A)
Dec. 18	Purdue **	40-48	Lost	(N)
Dec. 22	Cincinnati	68-62	Won	(A)
Dec. 28	Tennessee-Martin	93-55	Won	(H)
Dec. 31	Xavier	67-68	Lost	(H)
Jan. 3	Winthrop	94-39	Won	(H)
Jan. 6	Auburn	71-69	Won	(H)
Jan. 10	Florida	72-58	Won	(A)
Jan. 13	Vanderbilt	55-60 (OT)	Lost	(A)
Jan. 16	Arkansas	68-60	Won	(H)

Jan. 20	LSU	59-66	Lost	(H)
Jan. 23	Tennessee	65-71	Lost	(H)
Jan. 27	Alabama	67-68	Lost	(A)
Jan. 30	Tennessee	48-77	Lost	(A)
Feb. 6	Arkansas	70-83	Lost	(A)
Feb. 13	South Carolina	73-71	Won	(H)
Feb. 17	Georgia	69-73	Lost	(H)
Feb. 20	South Carolina	51-64	Lost	(A)
Feb. 22	Louisville	75-65	Won	(H)
Feb. 24	Ole Miss	59-57	Won	(A)
Feb. 27	Mississippi State	46-63	Lost	(H)
March 2	Alabama ***	67-63	Won	(N)
March 3	Georgia ***	45-63	Lost	(N)

* Coaches vs. Cancer Challenge (Hartford, Conn.) - Hartford Civic Center

** Boilermaker Blockbuster (Indianapolis, Ind.) - Conesco Fieldhouse

*** SEC Tournament (Chattanooga, Tenn.) - UTC Arena

1998-99

Coach: Bernadette Mattox

Record: 21-11 (7-7 SEC)

Captains: Tiffany Wait and Jaye Barnes

Nov. 15	Austin Peay	88-71	Won	(H)
Nov. 19	Ohio State	92-84 (OT)	Won	(A)
Nov. 22	Tennessee-Martin	90-60	Won	(A)
Nov. 27	Louisville *	73-62	Won	(N)
Nov. 28	Hawaii *	66-57	Won	(A)
Nov. 29	UCLA **	54-64	Lost	(N)
Dec. 6	Auburn	68-62	Won	(A)
Dec. 9	Miami (Ohio)	76-56	Won	(H)
Dec. 12	Liberty	76-80	Lost	(H)
Dec. 19	Eastern Illinois **	90-71	Won	(N)
Dec. 20	Wichita State **	58-51	Won	(A)
Dec. 28	Cincinnati	70-59	Won	(H)
Jan. 3	Florida	63-77	Lost	(H)
Jan. 7	Vanderbilt	70-69	Won	(H)
Jan. 10	Ole Miss	57-60	Lost	(A)
Jan. 14	LSU	59-67	Lost	(A)
Jan. 17	Tennessee	60-98	Lost	(A)
Jan. 20	Louisville	69-56	Won	(A)
Jan. 24	Alabama	76-72	Won	(H)
Jan. 28	Florida	80-70	Won	(A)
Jan. 31	Arkansas	69-74 (OT)	Lost	(A)
Feb. 4	Auburn	67-68	Lost	(H)
Feb. 7	Georgia	80-76	Won	(H)
Feb. 11	South Carolina	78-76	Won	(A)
Feb. 14	Mississippi State	78-83	Lost	(A)
Feb. 16	Eastern Kentucky	87-47	Won	(A)
Feb. 21	South Carolina	93-65	Won	(H)
Feb. 25	Ole Miss ***	75-59	Won	(N)
Feb. 26	LSU ***	81-71	Won	(N)
Feb. 27	Georgia ***	62-68	Lost	(N)
March 13	Nebraska ****	98-92	Won	(N)
March 15	UCLA ****	63-87	Lost	(N)

* Rainbow Wahine Classic (Honolulu, Hawaii)

** Wichita State Shocker Shootout (Wichita, Kan.)

*** SEC Tournament (Chattanooga, Tenn.)

**** NCAA Tournament (Los Angeles, Calif.)



ALL-TIME RESULTS

1997-98

Coach: Bernadette Mattox

Record: 13-15 (5-9 SEC)

Captains: Jaye Barnes, Tiffany Wait and Natalie Martinez

Nov. 18	Indiana	71-84	Lost	(A)
Nov. 21	Southwest Missouri	54-74	Lost	(A)
Nov. 25	Michigan State	57-71	Lost	(A)
Nov. 28	Illinois Chicago *	60-46	Won	(N)
Nov. 29	Nebraska *	59-68	Lost	(A)
Dec. 3	Ohio State	68-51	Won	(H)
Dec. 6	Dayton	73-69	Won	(H)
Dec. 8	Western Kentucky	66-64 (OT)	Won	(A)
Dec. 14	Auburn	68-67	Won	(H)
Dec. 20	Miami (Ohio)	71-64	Won	(A)
Dec. 28	UMass **	57-51	Won	(N)
Dec. 29	Northeastern **	76-39	Won	(N)
Jan. 4	Florida	58-100	Lost	(A)
Jan. 7	Vanderbilt	54-64	Lost	(A)
Jan. 10	Ole Miss	49-76	Lost	(H)
Jan. 14	LSU (Cincinnati)	74-71 (OT)	Won	(H)
Jan. 18	Tennessee	65-93	Lost	(H)
Jan. 21	Louisville \$	62-80	Lost	(H)
Jan. 24	Alabama	56-62	Lost	(A)
Jan. 28	Florida	63-70	Lost	(H)
Jan. 31	Arkansas	79-63	Lost	(H)
Feb. 4	Auburn	53-48	Won	(A)
Feb. 8	South Carolina	87-73	Won	(H)
Feb. 11	Georgia	46-87	Lost	(A)
Feb. 15	Mississippi State	71-62	Won	(H)
Feb. 17	Eastern Kentucky	76-60	Won	(H)
Feb. 21	South Carolina	65-67	Lost	(A)
Feb. 26	Mississippi State ***	48-67	Lost	(N)

* Nebraska CableVision Classic (Lincoln, Neb.)

** Citizen's Bank Dartmouth Classic (Hanover, N.H.)

*** SEC Tournament (Columbus, Ga.)

\$ - Played in Louisville - Freedom Hall (Double-header w/ UK men's team)

1996-97

Coach: Bernadette Mattox

Record: 8-19 (2-10 SEC)

Nov. 22	Michigan *	54-68	Lost	(N)
Nov. 23	Western Michigan *	61-44	Won	(A)
Nov. 27	Michigan State	50-76	Lost	(H)
Nov. 30	Dayton	53-55	Lost	(A)
Dec. 4	Ohio State	66-84	Lost	(A)
Dec. 7	Toledo	54-80	Lost	(A)
Dec. 13	Miami (Ohio)	71-63	Won	(H)
Dec. 15	Indiana	62-74	Lost	(H)
Dec. 22	Southwest Missouri	64-58	Won	(H)
Dec. 29	Alaska-Anchorage **	76-41	Won	(N)
Dec. 30	Villanova **	63-54	Won	(A)
Jan. 2	Ole Miss	52-83	Lost	(A)
Jan. 5	LSU	63-73	Lost	(A)
Jan. 8	Vanderbilt	54-65	Lost	(H)
Jan. 12	Tennessee	61-84	Lost	(A)
Jan. 14	Western Kentucky	79-73	Won	(H)
Jan. 22	Alabama #	62-78	Lost	(N)
Jan. 25	Arkansas	55-88	Lost	(A)
Jan. 29	South Carolina	59-68	Lost	(A)
Feb. 2	Auburn	59-60	Lost	(H)
Feb. 5	Eastern Kentucky	62-67	Lost	(A)
Feb. 8	Georgia	62-80	Lost	(H)
Feb. 13	Florida	53-77	Lost	(H)
Feb. 16	Mississippi State	74-57	Won	(A)

Feb. 18	Louisville	52-64	Lost	(A)
Feb. 22	South Carolina	76-52	Won	(H)
Feb. 28	Arkansas ***	60-71	Lost	(N)

* Western Michigan Tournament (Kalamazzo, Mich)

** Villanova Wildcat Classic (Villanova, Penn.)

*** SEC Tournament (Chattanooga, Tenn.)

Played in Cincinnati, Ohio - Riverfront Coliseum

1995-96

Coach: Bernadette Mattox

Record: 8-19 (2-9 SEC)

Captains: Christina Jansen and Julie Swarens-Beickman

Nov. 24	UNC-Asheville *	98-76	Won	(H)
Nov. 25	Toledo *	88-76	Won	(H)
Nov. 29	Ohio State	67-77	Lost	(H)
Dec. 1	Loyola (Md.) **	67-54	Won	(N)
Dec. 2	Northwestern **	42-78	Lost	(A)
Dec. 5	Western Kentucky	61-81	Lost	(A)
Dec. 8	Indiana #	64-71	Lost	(N)
Dec. 16	Florida ###	46-69	Lost	(N)
Dec. 21	Syracuse ####	83-63	Won	(N)
Dec. 23	Miami (Ohio)	62-71	Lost	(A)
Dec. 29	Duke ***	54-73	Lost	(N)
Dec. 30	N.C. State ***	62-66	Lost	(N)
Jan. 3	Ole Miss	60-68	Lost	(H)
Jan. 7	LSU	52-62	Lost	(H)
Jan. 11	Vanderbilt	53-58	Lost	(A)
Jan. 14	Tennessee	45-60	Lost	(H)
Jan. 20	Alabama	51-66	Lost	(A)
Jan. 24	South Carolina	53-66	Lost	(H)
Jan. 28	Arkansas	69-65	Won	(H)
Feb. 7	Marshall	66-72	Lost	(A)
Feb. 10	Auburn	46-88	Lost	(A)
Feb. 13	Georgia	55-75	Lost	(A)
Feb. 17	Mississippi State	78-60	Won	(H)
Feb. 19	Louisville	74-66	Won	(H)
Feb. 24	South Carolina	65-76	Lost	(A)
Feb. 27	Eastern Kentucky	68-62	Won	(H)
March 1	Auburn ****	43-58	Lost	(N)

* UK Invitational Tournament (Lexington, Ky.)

** Northwestern Inv. Tournament (Evanston, Ill.)

*** Big Four Classic (Greensboro, N.C.)

**** SEC Tournament (Chattanooga, Tenn.)

Played in Lafayette, Ind. - Mackey Arena

Played in Orlando, Fla. - Orlando Arena

Played in Cincinnati, Ohio - Riverfront Coliseum

SHARON FANNING

Overall Record: 134-97

(1987-95)

1994-95

Coach: Sharon Fanning

Record: 14-14 (4-7 SEC)

Captains: Stacey Reed, Karri Koach and Stephanie Baker

Nov. 25	UMass *	73-55	Won	(H)
Nov. 26	St. John's *	67-54	Won	(H)
Dec. 1	Detroit	71-48	Won	(H)
Dec. 4	Ohio State	59-75	Lost	(A)
Dec. 7	Indiana	60-65	Lost	(A)
Dec. 11	Western Kentucky	48-64	Lost	(H)
Dec. 17	Ole Miss	58-66	Lost	(A)
Dec. 19	Memphis	71-81	Lost	(A)
Dec. 28	UCLA	65-74	Lost	(A)
Dec. 31	Cal St.-Northridge	74-52	Won	(A)

Jan. 4	Florida !	63-55	Won	(H)
Jan. 7	South Carolina	85-67	Won	(H)
Jan. 11	Louisville	76-77 (OT)	Lost	(A)
Jan. 15	Mississippi State	65-53	Won	(A)
Jan. 17	Cincinnati	52-49	Won	(A)
Jan. 22	Georgia	57-68	Lost	(H)
Jan. 26	Vanderbilt	53-82	Lost	(H)
Jan. 29	Auburn	62-73	Lost	(H)
Feb. 1	UNC-Asheville	70-55	Won	(A)
Feb. 4	Arkansas	56-62	Lost	(A)
Feb. 8	Marshall	91-58	Won	(H)
Feb. 11	Alabama	62-68	Lost	(H)
Feb. 15	Morehead State	78-49	Won	(H)
Feb. 19	Tennessee	41-67	Lost	(A)
Feb. 22	Eastern Kentucky	80-67	Won	(H)
Feb. 25	LSU	63-49	Won	(A)
March 3	Auburn **	75-51	Won	(N)
March 4	Tennessee **	62-74	Lost	(N)

* Lady Kat Invitational (Lexington, Ky.)

** SEC Tournament (Chattanooga, Tenn.)

! - Played in Rupp Arena

1993-94

Coach: Sharon Fanning

Record: 17-11 (5-6 SEC)

Captains: Tedra Eberhart, Jennifer Gray, Kayla Campbell and

Christe Jordan

Nov. 26	Marist *	96-65	Won	(H)
Nov. 27	Georgetown *	87-82	Won	(H)
Dec. 1	Detroit	82-76	Won	(A)
Dec. 4	Memphis State	91-63	Won	(H)
Dec. 7	Indiana	74-86	Lost	(H)
Dec. 10	Western Kentucky	77-82 (OT)	Lost	(A)
Dec. 18	Ole Miss	47-51	Lost	(H)
Dec. 21	Ohio State	81-94	Lost	(H)
Dec. 29	Central Florida **	87-45	Won	(A)
Dec. 30	Florida State **	58-55	Won	(N)
Dec. 31	North Carolina **	75-80 (OT)	Lost	(N)
Jan. 4	Florida	64-81	Lost	(A)
Jan. 8	South Carolina	82-63	Won	(A)
Jan. 12	Vanderbilt	56-83	Lost	(A)
Jan. 16	Mississippi State	81-79	Won	(H)
Jan. 19	Louisville	95-62	Won	(H)
Jan. 23	Georgia	71-70	Won	(A)
Jan. 29	Auburn	61-75	Lost	(A)
Feb. 1	Eastern Kentucky	99-75	Won	(H)
Feb. 5	Arkansas	81-60	Won	(H)
Feb. 8	Cincinnati	86-56	Won	(H)
Feb. 13	Alabama	82-96	Lost	(A)
Feb. 16	Marshall	66-43	Won	(A)
Feb. 18	Tennessee	89-95 (OT)	Lost	(H)
Feb. 23	Murray State	74-67	Won	(A)
Feb. 26	LSU	89-71	Won	(H)
March 4	South Carolina ***	83-80	Won	(N)
March 5	Vanderbilt ***	67-72	Lost	(N)

* Lady Kat Invitational (Lexington, Ky.)

** Central Florida Holiday Classic (Orlando, Fla.)

*** SEC Tournament (Chattanooga, Tenn.)

1992-93

Coach: Sharon Fanning

Record: 18-10 (5-6 SEC)

Captains: Cathy Proctor, Mia Daniel and Jocelyn Mills

Dec. 1	Marshall	79-44	Won	(H)
Dec. 4	Murray State *	89-55	Won	(H)



ALL-TIME RESULTS

Dec. 5	Connecticut *	75-54	Won	(H)
Dec. 9	South Carolina	76-55	Won	(H)
Dec. 11	UNC-Charlotte **	54-57	Lost	(N)
Dec. 12	West Virginia **	73-63	Won	(N)
Dec. 19	Oklahoma State ***	57-61	Lost	(N)
Dec. 20	Chicago State ***	95-33	Won	(N)
Dec. 28	Bradley	78-49	Won	(A)
Dec. 31	Kansas	71-61	Won	(H)
Jan. 4	Mississippi State	73-53	Won	(A)
Jan. 6	Louisville	58-53	Won	(A)
Jan. 10	Georgia	69-60	Won	(H)
Jan. 13	Morehead State	66-38	Won	(H)
Jan. 16	Auburn	49-52	Lost	(H)
Jan. 19	Western Kentucky	62-60	Won	(H)
Jan. 23	Arkansas	43-45	Lost	(A)
Jan. 26	Butler	83-76	Won	(A)
Jan. 31	Alabama	77-73	Won	(H)
Feb. 6	Tennessee	61-85	Lost	(A)
Feb. 10	Cincinnati	69-72	Lost	(A)
Feb. 13	LSU	72-65	Won	(A)
Feb. 18	Eastern Kentucky	74-56	Won	(H)
Feb. 20	Ole Miss	65-77	Lost	(A)
Feb. 23	Vanderbilt	52-65	Lost	(H)
Feb. 28	Florida	69-72	Lost	(H)
March 5	Mississippi State ****	84-73	Won	(N)
March 6	Vanderbilt ****	61-68	Lost	(N)

* Lady Kat Invitational (Lexington, Ky.)
 ** Iowa Amana Hawkeye Classic (Iowa City, Iowa)
 *** Wichita State Pizza Hut Classic (Wichita, Kan.)
 **** SEC Tournament (Chattanooga, Tenn.)

Finland & Estonia Tour May 1992 • 5-0

W, 76-56	Tapiolan Urheiluhall (Finland)
W, 73-49	Finnish Junior National Team
W, 71-66	Estonia
W, 82-80	Meelis Estonian
W, 77-53	Espoo (Finland)

1991-92

Coach: Sharon Fanning
Record: 16-14 (5-6 SEC)
Captains: Kristi Cushenberry, Rebekah Reasor and Stacy McIntyre

Nov. 23	Iowa	68-74	Lost	(H)
Nov. 26	Miami (Ohio)	90-60	Won	(H)
Nov. 29	Wichita State *	79-58	Won	(H)
Nov. 30	Houston *	70-76	Lost	(H)
Dec. 3	South Carolina	75-63	Won	(A)
Dec. 6	St. John's **	83-77	Won	(N)
Dec. 7	Kansas **	51-62	Lost	(A)
Dec. 11	Western Kentucky	67-66	Won	(A)
Dec. 14	George Washington	62-71	Lost	(A)
Dec. 28	Holy Cross ***	87-69	Won	(N)
Dec. 29	St. John's ***	64-73	Lost	(N)
Dec. 31	Connecticut	53-81	Lost	(A)
Jan. 4	Mississippi State	75-52	Won	(H)
Jan. 7	Ohio State	94-101	Lost	(A)
Jan. 11	Georgia	65-83	Lost	(A)
Jan. 14	Cincinnati	82-72	Won	(H)
Jan. 19	Auburn	51-47	Won	(A)
Jan. 24	Arkansas	75-74 (OT)	Won	(H)
Jan. 28	Butler	97-75	Won	(H)
Feb. 1	Alabama	72-78	Lost	(A)

Feb. 5	Morehead State	79-58	Won	(H)
Feb. 8	Tennessee	52-77	Lost	(H)
Feb. 12	Vanderbilt	67-93	Lost	(A)
Feb. 16	LSU	71-55	Won	(H)
Feb. 19	Louisville	81-71	Won	(H)
Feb. 23	Ole Miss	69-82	Lost	(H)
Feb. 29	Florida	73-77	Lost	(A)
March 6	Arkansas ****	79-63	Won	(N)
March 7	Alabama ****	95-87	Won	(N)
March 8	Tennessee ****	80-94	Lost	(N)

* Lady Kat Invitational Tournament (Lexington, Ky.)
 ** Kansas Dial Classic (Lawrence, Kan.)
 *** St. John's Cahill Invitational (Jamaica, N.Y.)
 **** SEC Tournament (Albany, Ga.)

1990-91

Coach: Sharon Fanning
Record: 20-9 (4-5 SEC)
Captains: Tracye Davis, Kristi Cushenberry and Stacy McIntyre

Nov. 23	Kent State *	114-83	Won	(H)
Nov. 24	Duquesne *	101-56	Won	(H)
Nov. 26	Northern Kentucky	97-79	Won	(H)
Nov. 28	Ohio State	107-73	Won	(H)
Dec. 2	Indiana	64-80	Lost	(A)
Dec. 5	Miami (Ohio)	72-68	Won	(H)
Dec. 7	Bradley	103-75	Won	(H)
Dec. 15	Dayton !	95-68	Won	(H)
Dec. 17	Eastern Illinois	82-48	Won	(H)
Dec. 19	Marquette	86-60	Won	(A)
Dec. 29	Northeast Louisiana **	73-66	Won	(N)
Dec. 30	Indiana **	78-71	Won	(N)
Jan. 2	Pepperdine	73-64	Won	(A)
Jan. 6	LSU	74-78	Lost	(A)
Jan. 12	Tennessee	70-80	Lost	(A)
Jan. 17	Louisville	63-70	Lost	(A)
Jan. 20	Vanderbilt	80-63	Won	(H)
Jan. 27	Alabama	65-72	Lost	(H)
Jan. 30	Auburn	69-72	Lost	(H)
Feb. 1	Alabama-Birmingham	84-55	Won	(H)
Feb. 3	Georgia	71-87	Lost	(H)
Feb. 6	Morehead State	83-67	Won	(A)
Feb. 9	Mississippi State	75-64	Won	(A)
Feb. 13	Cincinnati	82-50	Won	(A)
Feb. 16	Ole Miss	87-81	Won	(A)
Feb. 21	Eastern Kentucky	79-71	Won	(A)
Feb. 23	Florida	67-65	Won	(H)
March 2	LSU ***	76-96	Lost	(N)
March 13	James Madison ****	62-70	Lost	(N)

* Lady Kat Invitational Tournament (Lexington, Ky.)
 ** Nevada-Reno New Year's Classic (Reno, Nevada)
 *** SEC Tournament (Albany, Ga.)
 **** NCAA Tournament First Round (East Region - Harrisonburg, Va.)
 ! - Played in Rupp Arena

1989-90

Coach: Sharon Fanning
Record: 23-8 (3-6 SEC)
Captain: Vanessa Foster-Sutton
Co-Captains: Malinka Salhi, Lisa Ellis and Kris Miller

Nov. 24	Kentucky State *	121-44	Won	(H)
Nov. 25	Missouri *	102-84	Won	(H)
Nov. 28	Ohio State	86-89 (3OT)	Lost	(A)
Nov. 30	Miami (Ohio)	61-56	Won	(A)

Dec. 2	Marquette	96-68	Won	(H)
Dec. 4	Indiana !	76-48	Won	(H)
Dec. 8	Michigan State **	89-72	Won	(A)
Dec. 9	Miami (Fla.) **	80-71	Won	(N)
Dec. 17	Central Florida	102-58	Won	(A)
Dec. 20	Stetson	93-58	Won	(A)
Dec. 30	Dayton	88-58	Won	(A)
Jan. 3	Cincinnati	79-45	Won	(H)
Jan. 7	Vanderbilt	70-79	Lost	(A)
Jan. 11	LSU	79-80 (OT)	Lost	(H)
Jan. 15	Mississippi State	86-61	Won	(H)
Jan. 17	Southern Utah	98-39	Won	(H)
Jan. 22	Tennessee	60-76	Lost	(H)
Jan. 27	Ole Miss !	64-71	Lost	(H)
Jan. 31	Eastern Kentucky	80-59	Won	(H)
Feb. 3	Georgia	75-78	Lost	(A)
Feb. 5	Alabama-Birmingham	81-71	Won	(A)
Feb. 10	Florida	84-70	Won	(A)
Feb. 15	Louisville	83-68	Won	(H)
Feb. 17	Alabama	74-58	Won	(A)
Feb. 20	Morehead State	106-71	Won	(H)
Feb. 24	Auburn	60-68	Lost	(A)
Feb. 27	Middle Tennessee	72-56	Won	(H)
March 2	Florida***	54-70	Lost	(N)
March 22	Maine****	76-66	Won	(N)
March 23	Miami (Fla.) ****	80-68	Won	(N)
March 24	Toledo ****	85-76	Won	(N)

* Lady Kat Invitational Tournament (Lexington, Ky.)
 ** Michigan State Holiday Classic (East Lansing, Mich.)
 *** SEC Tournament (Albany, Ga.)
 **** NWIT (Amarillo, Texas)
 ! - Played in Rupp Arena

1988-89

Coach: Sharon Fanning
Record: 12-16 (3-6 SEC)
Captains: Jodie Whitaker and Pam Shrum

Nov. 25	American University *	84-46	Won	(H)
Nov. 26	Radford *	89-83	Won	(H)
Nov. 29	Ohio State	80-82	Lost	(H)
Dec. 3	Ohio	77-80	Lost	(A)
Dec. 6	Dayton	72-59	Won	(H)
Dec. 10	Indiana	71-83	Lost	(A)
Dec. 18	Illinois	71-84	Lost	(A)
Dec. 20	Cincinnati	58-61	Lost	(A)
Dec. 30	Austin Peay	95-57	Won	(H)
Jan. 3	Morehead State	70-74	Lost	(A)
Jan. 6	Vanderbilt	74-68	Won	(H)
Jan. 8	Middle Tennessee	68-66	Won	(A)
Jan. 11	Eastern Kentucky	83-77 (OT)	Won	(A)
Jan. 13	Marshall	72-61	Won	(H)
Jan. 16	Kentucky State	92-53	Won	(H)
Jan. 18	Louisville	77-73	Won	(A)
Jan. 21	Tennessee	57-101	Lost	(A)
Jan. 24	Western Kentucky	75-79	Lost	(H)
Jan. 28	Ole Miss	52-70	Lost	(A)
Jan. 31	Mississippi State	54-64	Lost	(A)
Feb. 4	Georgia	70-92	Lost	(H)
Feb. 7	Tennessee Tech	68-88	Lost	(A)
Feb. 11	Florida	97-90	Won	(H)
Feb. 14	LSU	72-86	Lost	(A)
Feb. 17	Alabama	89-75	Won	(H)
Feb. 19	Virginia Tech	66-75	Lost	(A)
Feb. 25	Auburn	70-89	Lost	(H)
March 3	Florida **	64-67	Lost	(N)



ALL-TIME RESULTS

* Lady Kat Invitational Tournament (Lexington, Ky.)

** SEC Tournament (Albany, Ga.)

1987-88

Coach: Sharon Fanning

Record: 14-15 (0-9 SEC)

Captains: Belitta Croley, Monique Tarantini and Michele Pennie

Nov. 27	Louisville *	98-77	Won	(H)
Nov. 28	East Carolina *	93-75	Won	(H)
Dec. 1	Eastern Kentucky	96-79	Won	(H)
Dec. 7	Tennessee Tech	78-69	Won	(H)
Dec. 9	Indiana	75-68	Won	(H)
Dec. 11	Western Kentucky	56-80	Lost	(A)
Dec. 20	Morehead State	101-83	Won	(H)
Dec. 28	Ohio	98-85	Won	(H)
Dec. 30	Cincinnati	67-60	Won	(H)
Jan. 4	Louisiana Tech	63-95	Lost	(A)
Jan. 7	Mississippi State	61-68	Lost	(H)
Jan. 10	Marshall	57-58	Lost	(A)
Jan. 13	Alabama	54-74	Lost	(A)
Jan. 16	Illinois State	78-84	Lost	(A)
Jan. 18	Belmont College	79-75	Won	(H)
Jan. 23	Florida	64-68	Lost	(A)
Jan. 28	Vanderbilt	68-83	Lost	(A)
Jan. 30	Tennessee State	88-70	Won	(A)
Feb. 2	Ole Miss	67-75	Lost	(H)
Feb. 5	Alabama-Birmingham	76-69	Won	(H)
Feb. 7	Georgia	70-86	Lost	(A)
Feb. 10	Dayton	58-68	Lost	(A)
Feb. 14	Auburn	57-93	Lost	(A)
Feb. 18	Tennessee	75-99	Lost	(H)
Feb. 23	LSU	74-88	Lost	(H)
Feb. 25	Middle Tennessee	76-68	Won	(H)
Feb. 29	Virginia Tech	80-79	Won	(H)
March 4	Vanderbilt**	75-67	Won	(N)
March 5	Tennessee**	66-100	Lost	(N)

* Lady Kat Invitational (Lexington, Ky.)

** SEC Tournament (Albany, Ga.)

TERRY HALL

Overall Record: 138-66 (1980-87)

1986-87

Coach: Terry Hall

Record: 17-11 (3-6 SEC)

Captains: Sandy Harding, Debbie Miller and Melanie Warren

Nov. 28	Bowling Green State *	74-62	Won	(H)
Nov. 29	Illinois State *	78-70	Won	(H)
Dec. 3	Indiana	63-61	Won	(A)
Dec. 6	Miami (Fla.)	71-55	Won	(A)
Dec. 9	Eastern Kentucky	88-56	Won	(A)
Dec. 12	Ohio State	71-76	Lost	(H)
Dec. 14	Illinois	76-78	Lost	(H)
Dec. 20	Middle Tennessee State	79-68	Won	(A)
Dec. 29	Howard **	65-62	Won	(N)
Dec. 30	Duke **	63-68	Lost	(N)
Jan. 3	Louisiana Tech	63-64	Lost	(H)
Jan. 7	Morehead State	73-57	Won	(A)
Jan. 11	Tennessee	64-76	Lost	(A)
Jan. 15	Tennessee State	91-65	Won	(H)
Jan. 17	LSU	73-83	Lost	(A)
Jan. 21	Vanderbilt	74-71	Won	(H)
Jan. 23	Old Dominion	85-70	Won	(H)

Jan. 28	Ole Miss	64-72	Lost	(A)
Jan. 30	Mississippi State	61-81	Lost	(A)
Feb. 3	Auburn	53-72	Lost	(H)
Feb. 7	Alabama	89-80	Won	(H)
Feb. 14	Florida	83-76	Won	(H)
Feb. 18	Cincinnati	86-56	Won	(A)
Feb. 21	Louisville	70-48	Won	(A)
Feb. 24	Dayton	73-57	Won	(H)
Feb. 27	Georgia	64-73	Lost	(H)
March 4	Florida ***	75-53	Won	(N)
March 5	Georgia ***	64-67	Lost	(N)

* Lady Kat Invitational (Lexington, Ky.)

** St. John's Christmas Tournament (Jamaica, N.Y.)

*** SEC Tournament (Albany, Ga.)

1985-86

Coach: Terry Hall

Record: 18-11 (4-5 SEC)

Captains: Leslie Nichols, Karen Mosley and Shelly Miller

Nov. 22	Marshall	102-73	Won	(A)
Nov. 29	Cleveland State *	101-63	Won	(H)
Nov. 30	Middle Tennessee *	85-77	Won	(H)
Dec. 2	Morehead State	73-58	Won	(H)
Dec. 4	Southern Illinois	66-62	Won	(H)
Dec. 7	Illinois	74-78	Lost	(A)
Dec. 13	Indiana	60-68	Lost	(H)
Dec. 22	Western Michigan	84-60	Won	(H)
Dec. 30	Ohio State	70-66	Won	(A)
Jan. 2	Tennessee Tech	65-69 (OT)	Lost	(A)
Jan. 5	Eastern Kentucky	97-55	Won	(H)
Jan. 8	Ole Miss !	69-72	Lost	(H)
Jan. 10	Old Dominion	69-74	Lost	(A)
Jan. 14	Dayton	84-64	Won	(A)
Jan. 18	Florida	66-68	Lost	(A)
Jan. 21	Cincinnati	80-67	Won	(H)
Jan. 24	Tennessee	96-82	Won	(H)
Jan. 28	LSU	63-76	Lost	(H)
Jan. 31	Charleston	111-64	Won	(H)
Feb. 2	Auburn	91-90 (2OT)	Won	(A)
Feb. 5	Vanderbilt	79-70	Won	(A)
Feb. 8	Miami (Fla.)	108-53	Won	(H)
Feb. 12	Alabama	75-76	Lost	(A)
Feb. 14	Louisville	87-77	Won	(H)
Feb. 16	Mississippi State	66-54	Won	(H)
Feb. 23	Georgia	67-113	Lost	(A)
Feb. 26	Detroit	99-71	Won	(H)
March 1	LSU **	66-77	Lost	(N)
March 12	Drake ***	70-73	Lost	(A)

* Lady Kat Dial Classic (Lexington, Ky.)

** SEC Tournament (Athens, Ga.)

*** NCAA Tournament (Midwest Region - Des Moines, Iowa)

! - Played in Rupp Arena

1984-85

Coach: Terry Hall

Record: 16-12 (3-5 SEC)

Captains: Leslie Nichols and Diane Stephens

Nov. 20	Cincinnati	67-56	Won	(H)
Nov. 24	Morehead State *	77-66	Won	(H)
Nov. 25	West Virginia *	70-63	Won	(H)
Nov. 27	Ohio State !	74-61	Won	(H)
Nov. 29	Miami (Ohio)	76-60	Won	(A)
Dec. 1	South Carolina	75-63	Won	(H)
Dec. 7	Indiana	64-65	Lost	(A)
Dec. 11	National College	83-46	Won	(A)

Dec. 21	Illinois	77-60	Won	(H)
Dec. 28	N.C. State **	78-69	Won	(A)
Dec. 29	#1 Old Dominion **	59-66	Lost	(N)
Jan. 5	Vanderbilt	58-57	Won	(A)
Jan. 9	Dayton	69-61	Won	(H)
Jan. 13	#1 Old Dominion	63-64	Lost	(H)
Jan. 15	Detroit-Mercy	76-59	Won	(H)
Jan. 19	Louisville	63-67	Lost	(A)
Jan. 23	Tennessee	76-72 (OT)	Won	(A)
Jan. 26	Florida	64-69	Lost	(A)
Jan. 29	Georgia	61-57	Won	(H)
Feb. 1	New Orleans	81-86	Lost	(A)
Feb. 3	Ole Miss	56-82	Lost	(A)
Feb. 6	Tennessee Tech	87-75	Won	(H)
Feb. 8	Marshall	95-80	Won	(H)
Feb. 13	Tennessee	66-77	Lost	(H)
Feb. 15	Florida	54-57	Lost	(H)
Feb. 17	Georgia	65-87	Lost	(A)
Feb. 20	Vanderbilt	73-78	Lost	(H)
Feb. 23	Mississippi State ***	55-58	Lost	(H)

* Lady Kat Dial Classic (Lexington, Ky.)

** C.Q. Data Systems Tournament at N.C. State (Raleigh, N.C.)

*** SEC Tournament (Campus Sites - Lexington, Ky.)

! - Played in Rupp Arena

1983-84

Coach: Terry Hall

Record: 15-13 (2-6 SEC)

Captains: Lisa Collins and Lynnette Lewis

Nov. 22	Cincinnati	77-84	Lost	(A)
Nov. 26	Eastern Kentucky *	77-67	Won	(H)
Nov. 27	Valdosta State *	89-69	Won	(H)
Dec. 2	Ohio State	73-68	Won	(A)
Dec. 6	Indiana	58-54	Won	(H)
Dec. 10	South Carolina	77-69	Won	(A)
Dec. 20	Alabama	49-78	Lost	(H)
Dec. 22	Florida	64-68	Lost	(H)
Dec. 28	Detroit-Mercy	107-102 (2OT)	Won	(A)
Jan. 4	Nebraska	86-90	Lost	(H)
Jan. 7	Georgia	68-69	Lost	(H)
Jan. 9	Middle Tennessee	68-74	Lost	(H)
Jan. 17	Rutgers	74-45	Won	(H)
Jan. 20	Dayton	77-59	Won	(H)
Jan. 22	Vanderbilt	74-77	Lost	(A)
Jan. 25	Tennessee	63-75	Lost	(H)
Jan. 28	Old Dominion	72-81	Lost	(A)
Jan. 30	New Orleans	85-68	Won	(H)
Feb. 1	Ole Miss	69-59	Won	(H)
Feb. 3	Florida	76-61	Won	(A)
Feb. 5	Georgia	61-87	Lost	(A)
Feb. 12	Tennessee	65-67	Lost	(A)
Feb. 15	DePaul	77-63	Won	(H)
Feb. 18	Auburn	63-83	Lost	(A)
Feb. 20	Vanderbilt	89-70	Won	(H)
Feb. 22	National College	109-46	Won	(H)
Feb. 25	Louisville	94-83	Won	(H)
March 3	LSU **	81-91	Lost	(N)

* Lady Kat Dial Classic (Lexington, Ky.)

** SEC Tournament (Athens, Ga.)

Japan

Summer 1983 • 5-1

W, 61-58	Japan National (Tokyo)
W, 59-51	Japan National (Kyoto)
W, 70-54	Japan National (Nagoya)



ALL-TIME RESULTS

W, 76-75 (OT) Japan National (Kobe)
 W, 58-53 Japan National (Shizouka)
 L, 59-66 Japan National (Yokohama)

1982-83

Coach: Terry Hall

Record: 23-5 (6-2 SEC)

Captains: Valerie Still, Patty Jo Hedges and Lea Wise

Nov. 27	Cincinnati	84-76	Won	(H)
Dec. 2	Ohio State	73-60	Won	(H)
Dec. 5	Miami (Ohio)	90-61	Won	(H)
Dec. 8	Indiana	85-72	Won	(A)
Dec. 11	East Tennessee	97-52	Won	(H)
Dec. 19	Charleston	106-81	Won	(H)
Dec. 21	Florida	71-66	Won	(H)
Jan. 3	Memphis State	71-75	Lost	(A)
Jan. 6	Middle Tennessee	73-68	Won	(H)
Jan. 10	Tennessee Tech	102-67	Won	(H)
Jan. 14	South Florida *	93-65	Won	(H)
Jan. 15	Arkansas *	77-43	Won	(H)
Jan. 18	Alabama	104-77	Won	(A)
Jan. 20	Louisville	79-66	Won	(A)
Jan. 23	Vanderbilt	106-85	Won	(A)
Jan. 26	DePaul	72-48	Won	(A)
Jan. 30	Georgia	66-59 (OT)	Won	(H)
Feb. 2	South Carolina	89-77	Won	(H)
Feb. 5	Old Dominion	80-66	Won	(H)
Feb. 9	Tennessee	85-95	Lost	(H)
Feb. 12	Vanderbilt	80-71	Won	(H)
Feb. 16	Rutgers	89-80	Won	(A)
Feb. 18	Auburn	77-55	Won	(H)
Feb. 20	Georgia	81-99	Lost	(A)
Feb. 22	Florida	78-68	Won	(A)
Feb. 27	Tennessee	81-69	Won	(A)
March 3	Auburn **	70-85	Lost	(N)
March 18	Indiana ***	76-87	Lost	(N)

* Lady Kat Invitational (Lexington, Ky.)

** SEC Tournament (Knoxville, Tenn.)

*** NCAA Tournament First Round

(Mideast Region - Lexington, Ky.)

Japan

July 1982 • 5-1

W, 76-63	Unitika (Tokyo)
W, 66-54	Chanson (Nagoya)
W, 71-47	Japan National B Team (Kobe)
W, 74-53	Japan National A Team (Hammamatsu)
L, 62-70	Kyodo Oil (Funabashi)
W, 77-59	Japan National A Team (Odawara)

1981-82

SEC Champions

Coach: Terry Hall

Record: 24-8

Captains: Patty Jo Hedges and Tayna Fogle

Nov. 30	UT-Chattanooga	82-51	Won	(H)
Dec. 4	N.C. State *	67-77	Lost	(N)
Dec. 5	Seton Hall *	90-62	Won	(A)
Dec. 8	Indiana !	83-68	Won	(H)
Dec. 10	Vanderbilt	84-61	Won	(H)
Dec. 12	Ohio State	69-75	Lost	(A)
Dec. 21	UCLA	83-72	Won	(H)
Dec. 31	Florida	97-61	Won	(H)
Jan. 3	Georgia	62-59	Won	(H)
Jan. 5	East Carolina	78-67	Won	(H)

Jan. 7	Indiana State	87-43	Won	(H)
Jan. 9	Tennessee Tech	72-55	Won	(A)
Jan. 15	Cincinnati **	79-66	Won	(H)
Jan. 16	Southern Illinois **	74-56	Won	(H)
Jan. 20	Old Dominion	68-91	Lost	(A)
Jan. 23	Michigan	98-71	Won	(H)
Jan. 26	Vanderbilt	86-76	Won	(A)
Jan. 28	Tennessee	76-81	Lost	(A)
Jan. 31	Memphis State	69-70	Lost	(H)
Feb. 4	Georgia State	86-65	Won	(A)
Feb. 6	Georgia	77-76	Won	(A)
Feb. 9	National College	94-65	Won	(H)
Feb. 13	South Carolina	81-91	Lost	(A)
Feb. 18	Tennessee	61-65	Lost	(H)
Feb. 20	Florida	89-87	Won	(A)
Feb. 23	Louisville	84-80	Won	(H)
Feb. 26	Alabama ***	82-76	Won	(H)
Feb. 27	LSU ***	85-71	Won	(H)
Feb. 28	Tennessee ***	80-74	Won	(H)
March 14	Illinois ****	88-80	Won	(H)
March 18	South Carolina *****	73-69	Won	(N)
March 20	Louisiana Tech *****	60-82	Lost	(A)

* Detroit Classic Tournament (Detroit, Mich.) - Calihan Hall
 ** Lady Kat Invitational (Lexington, Ky.)
 *** SEC Tournament (Lexington, Ky.)
 **** NCAA First Round (Lexington, Ky.)
 ***** NCAA Midwest Regionals (Ruston, La.)
 ! - Played in Rupp Arena

1980-81

Coach: Terry Hall

Record: 25-6

Captains: Liz Lukschu, Maria Donhoff and Valerie Still

Dec. 1	Charleston	94-57	Won	(H)
Dec. 4	Cincinnati	76-66	Won	(H)
Dec. 6	Indiana	93-62	Won	(A)
Dec. 10	Murray State	72-63	Won	(A)
Dec. 13	Carson-Newman !	93-54	Won	(H)
Jan. 1	Morehead State	84-64	Won	(H)
Jan. 3	Murray State	81-54	Won	(H)
Jan. 6	Northern Kentucky	82-69	Won	(H)
Jan. 8	Louisville	88-66	Won	(A)
Jan. 11	Rutgers	67-69 (OT)	Lost	(A)
Jan. 13	Western Kentucky	77-70	Won	(A)
Jan. 16	James Madison *	72-54	Won	(H)
Jan. 17	Indiana State *	93-80	Won	(H)
Jan. 22	UT-Chattanooga	88-64	Won	(H)
Jan. 24	South Carolina	70-65 (OT)	Won	(H)
Jan. 27	Eastern Kentucky	79-62	Won	(A)
Jan. 30	Mississippi State **	106-82	Won	(N)
Jan. 31	Auburn **	66-70	Lost	(N)
Feb. 1	Georgia **	62-73	Lost	(N)
Feb. 3	Eastern Kentucky	74-60	Won	(H)
Feb. 6	Tennessee	65-81	Lost	(A)
Feb. 10	Northern Kentucky	88-75	Won	(A)
Feb. 14	Louisville	83-59	Won	(H)
Feb. 16	Western Kentucky	95-72	Won	(H)
Feb. 21	Morehead State	66-51	Won	(A)
March 2	Marshall	100-60	Won	(H)
March 10	N.C. State ***	75-74 (OT)	Won	(H)
March 13	Tennessee ***	49-58	Lost	(N)
March 14	South Carolina ***	87-69	Won	(N)
March 18	Syracuse ****	87-63	Won	(H)
March 21	Maryland ****	82-83	Lost	(A)

* Lady Kat Invitational (Lexington, Ky.)

** SEC Tournament (Baton Rouge, La.)

*** AIAW Region II Tournament **** AIAW Championships

! - Played in Rupp Arena

DEBBIE YOW

Overall Record: 79-40 (1976-80)

1979-80

Coach: Debbie Yow

Record: 24-5

Captains: Team

Dec. 1	Cincinnati	81-45	Won	(A)
Dec. 8	Carson-Newman !	96-58	Won	(H)
Dec. 11	Louisville	76-57	Won	(A)
Dec. 15	Indiana !	102-52	Won	(H)
Dec. 17	Eastern Kentucky	100-77	Won	(H)
Jan. 3	South Carolina	61-84	Lost	(A)
Jan. 5	South Carolina State	87-72	Won	(A)
Jan. 9	Northern Kentucky	79-63	Won	(A)
Jan. 12	Rutgers !	97-78	Won	(H)
Jan. 14	Western Kentucky	99-43	Won	(H)
Jan. 18	Georgia *	82-61	Won	(H)
Jan. 19	Mississippi State *	86-68	Won	(H)
Jan. 22	Morehead State	86-67	Won	(H)
Jan. 27	Ohio State	90-59	Won	(H)
Jan. 29	Eastern Kentucky	92-60	Won	(A)
Jan. 31	Murray State	95-59	Won	(H)
Feb. 2	Tennessee	83-91 (OT)	Lost	(H)
Feb. 8	Alabama **	77-69	Won	(N)
Feb. 9	Ole Miss **	62-79	Lost	(N)
Feb. 10	Auburn **	88-59	Won	(N)
Feb. 12	Northern Kentucky	62-61	Won	(H)
Feb. 16	Louisville	83-64	Won	(H)
Feb. 20	Morehead State	90-79	Won	(A)
Feb. 23	Western Kentucky	82-64	Won	(A)
Feb. 25	Murray State	76-67	Won	(A)
Feb. 29	Louisville ***	85-54	Won	(H)
March 1	Morehead State ***	80-61	Won	(H)
March 6	N.C. State ****	63-71	Lost	(A)
March 12	Oregon ****	81-86	Lost	(A)

* Lady Kat Invitational Tournament (1st) (Lexington, Ky.)

** SEC Championship (Knoxville, Tenn.)

*** KWIC State Championship (1st) (Lexington, Ky.)

**** AIAW National Championship

! - Played in Rupp Arena

1978-79

Coach: Debbie Yow

Record: 13-16

Captains: Linda Edelman, Debbie Mack and Debra Oden

Nov. 17	Middle Tennessee *	87-90	Lost	(A)
Nov. 18	Miss. U. for Women	76-81 (OT)	Lost	(N)
Nov. 28	Cincinnati	94-47	Won	(H)
Dec. 2	Ohio State	70-59	Won	(A)
Dec. 6	Murray State	86-68	Won	(A)
Dec. 11	Morehead State	76-83	Lost	(H)
Dec. 15	Florida ***	80-69	Won	(H)
Dec. 16	Dayton ***	65-72	Lost	(H)
Dec. 19	Northern	53-71	Lost	(H)
Jan. 5	Eastern Kentucky	73-52	Won	(H)
Jan. 8	Louisville	49-51	Lost	(A)
Jan. 10	South Carolina	41-66	Lost	(H)
Jan. 13	Alabama	70-83	Lost	(A)
Jan. 15	Mississippi State	52-67	Lost	(A)



ALL-TIME RESULTS

Jan. 20	Tennessee	66-64	Won	(H)
Jan. 22	Eastern Kentucky	76-54	Won	(A)
Jan. 24	Western Kentucky	66-67	Lost	(H)
Jan. 28	Old Dominion	65-81	Lost	(H)
Jan. 30	Northern Kentucky	72-71	Won	(A)
Feb. 3	Murray State	82-72	Won	(H)
Feb. 6	Louisville	67-68	Lost	(H)
Feb. 10	Detroit !	80-61	Won	(H)
Feb. 13	Indiana	59-53	Won	(A)
Feb. 17	Tennessee	51-89	Lost	(A)
Feb. 21	Western Kentucky	62-58 (OT)	Won	(A)
Feb. 24	Morehead State	69-86	Lost	(A)
March 1	Murray State ****	82-59	Won	(N)
March 2	Northern Kentucky ****	69-71	Lost	(N)
March 3	Louisville ****	65-61	Lost	(N)

* Middle Tennessee State Tournament

*** Lady Kat Invitational Tournament (Lexington, Ky.)

**** Kentucky Women's Intercollegiate Conference State Tournament (Bowling Green, Ky.)

! - Played in Rupp Arena

1977-78

Coach: Debbie Yow

Record: 23-12

Captain: Pam Browning

Nov. 17	Memphis State *	101-94	Won	(N)
Nov. 18	Miss. U. for Women *	78-75	Won	(N)
Nov. 19	Middle Tennessee	82-80	Won	(A)
Nov. 29	Northern Kentucky	83-65	Won	(A)
Nov. 30	Ohio State	58-70	Lost	(H)
Dec. 3	Eastern Kentucky	79-73	Won	(A)
Dec. 5	Tennessee Tech	69-89	Lost	(A)
Dec. 13	Murray State	102-64	Won	(H)
Dec. 17	Morehead State	72-73	Lost	(A)
Dec. 19	Louisville	94-88 (OT)	Won	(A)
Dec. 21	Dayton	98-64	Won	(H)
Jan. 6	#7 UCLA **	72-97	Lost	(N)
Jan. 7	North Carolina **	65-73	Lost	(N)
Jan. 11	Louisville	85-72	Won	(H)
Jan. 15	#17 Immaculata	74-64	Won	(H)
Jan. 19	Alabama ***	62-66 (OT)	Lost	(H)
Jan. 20	Indiana ***	73-34	Won	(H)
Jan. 25	Eastern Kentucky	85-73	Won	(H)
Jan. 28	#3 Tennessee	90-92 (2OT)	Lost	(H)
Jan. 30	Western Kentucky	82-84	Lost	(A)
Feb. 1	Marshall	93-43	Won	(H)
Feb. 8	Western Kentucky	73-52	Won	(H)
Feb. 11	Northern Kentucky	79-72	Won	(H)
Feb. 16	Murray State	79-58	Won	(A)
Feb. 21	Tennessee Tech	81-72	Won	(H)
Feb. 23	Morehead State	75-68	Won	(H)
Feb. 25	Tennessee	66-69	Lost	(A)
March 3	Morehead State ****	84-76	Won	(H)
March 5	Western Kentucky ****	61-49	Won	(H)
March 9	East Carolina *****	81-65	Won	(N)
March 10	Tennessee *****	60-76	Lost	(N)
March 11	Old Dominion *****	66-82	Lost	(N)
March 16	Kansas \$	92-87 (2OT)	Won	(N)
March 17	Texas \$	60-75	Lost	(N)
March 18	Cal St. Lg Bch \$	79-69	Won	(N)

* MTSU Tournament

** at N.C. State

*** LKIT

**** State

***** AIAW Region II (Chapel Hill, S.C.) \$NWIT (Amarillo, Texas)

1976-77

Coach: Debbie Yow

Record: 19-7

Captains: Ceal Barry and Pam Browning

Nov. 13	Tennessee	53-107	Lost	(A)
Nov. 22	Belmont	76-65	Won	(A)
Nov. 29	Northern Kentucky !	60-58	Won	(A)
Dec. 1	Morris Harvey	78-70	Won	(A)
Dec. 4	#2 Tennessee Tech	72-70	Won	(H)
Dec. 6	#18 Indiana	58-57	Won	(A)
Dec. 8	Marshall	65-58	Won	(A)
Dec. 17	Belhaven *	56-74	Lost	(N)
Dec. 17	Indiana *	57-46	Won	(N)
Dec. 18	Pittsburgh *	74-67	Won	(N)
Dec. 18	Central Missouri *	74-67	Won	(N)
Jan. 7	Tennessee	57-82	Lost	(H)
Jan. 15	Dayton	69-66	Won	(A)
Jan. 21	UT-Chattanooga **	75-58	Won	(N)
Jan. 22	UT-Martin **	63-56	Won	(N)
Jan. 22	Tennessee Tech **	69-92	Lost	(A)
Jan. 25	Morehead State	76-68	Won	(A)
Jan. 29	Louisville	45-60	Lost	(A)
Feb. 11	Western Kentucky	76-66	Won	(H)
Feb. 14	Northern Kentucky	83-89	Lost	(H)
Feb. 21	Mt. St. Joe	85-64	Won	(H)
Feb. 22	Morehead State	84-73	Won	(H)
Feb. 24	Louisville	92-73	Won	(H)
March 3	Louisville ***	85-61	Won	(H)
March 4	Western Kentucky ***	63-71	Lost	(H)
March 5	Eastern Kentucky ***	91-79	Won	(H)

*Miss. College for Women Invitational (Columbus, Miss.)

**Tennessee Tech Tournament (Cookeville, Tenn.)

***Kentucky Women's Intercollegiate Conference Tournament

! Played at Rupp Arena

SUE FEAMSTER

Overall Record: 64-39

(1971-76)

1975-76

Coach: Sue Feamster

Record: 13-12

Captains: Team

Dec. 6	Tennessee Tech	71-79	Lost	(A)
Dec. 10	Marshall	57-56	Won	(H)
Dec. 13	W. Va. AAU	50-40	Won	(H)
Dec. 15	Louisville	75-37	Won	(A)
Dec. 16	Northern Kentucky	55-56	Lost	(A)
Dec. 18	Florida Gulf Coast *	79-77 (2OT)	Won	(N)
Dec. 19	Delta State *	40-89	Lost	(N)
Dec. 19	Anderson College *	71-81	Lost	(N)
Dec. 20	Ohio State	60-56	Won	(A)
Jan. 12	Edinboro	72-78	Lost	(H)
Jan. 16	Western Kentucky	39-74	Lost	(A)
Jan. 17	Morehead State	104-63	Won	(H)
Jan. 23	Tennessee **	67-70	Lost	(N)
Jan. 24	Austin Peay **	76-61	Won	(N)
Jan. 30	Dayton	63-49	Won	(H)
Jan. 31	Mt. St. Joe	53-50	Won	(A)
Feb. 2	Morehead	75-60	Won	(A)
Feb. 6	Bellarmine ***	72-52	Won	(A)
Feb. 7	Eastern Kentucky ***	54-70	Lost	(A)
Feb. 14	Eastern Kentucky	51-76	Lost	(H)
Feb. 16	Ohio State	50-70	Lost	(A)
Feb. 21	Belmont	60-75	Lost	(H)

Feb. 26	Louisville AAU	64-35	Won	(H)
March 3	Louisville ****	75-59	Won	(H)
March 4	Western Kentucky ****	69-71	Lost	(H)

*Christmas Tournament (Miss. University for Women; Columbus, Miss.)

**Tennessee Tech Tournament

***Louisville Classic

****Kentucky Women's Intercollegiate Conf. Tourn.

1974-75

Coach: Sue Feamster

Record: 16-9

Dec. 3	Lexington Merchants	71-25	W
Dec. 6	AAU Pavers	78-41	W
Dec. 9	AAU Presby. Church	40-42	L
Dec. 13	AAU Pavers	61-39	W
Jan. 10	Bellarmine	83-32	W
Jan. 11	Louisville	57-40	W
Jan. 14	Northern	68-56	W
Jan. 18	Dayton	52-46	W (A)
Jan. 22	Tennessee Tech	Forfeit	W
Jan. 24	Indiana	57-88	L
Jan. 29	Eastern Kentucky	54-63	L
Jan. 31	Mt. Saint Joseph	72-39	W
Feb. 1	Australian National	40-119	L
Feb. 2	Ohio State	66-77	L
Feb. 5	Marshall	62-45	W
Feb. 10	Morehead State	58-41	W
Feb. 11	Eastern Kentucky	54-74	L
Feb. 14	Middle Tennessee	53-52	W
Feb. 15	Miss. St. Co. for Women	42-80	L
Feb. 24	UT-Chattanooga	67-59	W
Feb. 28	Morehead State *	71-40	W
Feb. 29	Murray State *	47-45	W
Feb. 29	Eastern Kentucky	49-62	L
March 5	Union #	80-66	W
March 5	Tennessee Tech #	68-84	L

*KWIC State

Regional II



RECORDS VS. MAJOR CONFERENCES

American Conference

Central Florida	2-0
Cincinnati	19-6
Connecticut	1-4
East Carolina	3-0
Houston	0-2
Memphis	3-4
South Florida	2-0
Southern Methodist	n/a
Temple	1-1
Tulane	n/a
Tulsa	n/a
Total	31-17

America East

Albany	n/a
Binghamton	n/a
Hartford	n/a
Maine	1-0
UMBC	n/a
UMass Lowell	n/a
New Hampshire	n/a
Stony Brook	n/a
Vermont	n/a
Total	1-0

Atlantic 10

Davidson	n/a
Dayton	13-4
Duquesne	2-0
Fordham	n/a
George Mason	n/a
George Washington	1-2
La Salle	n/a
Massachusetts	2-0
Rhode Island	n/a
Richmond	n/a
St. Bonaventure	n/a
St. Joseph's	n/a
Saint Louis	n/a
VCU	1-1
Total	19-7

Atlantic Coast

Boston College	n/a
Clemson	0-1
Duke	2-5
Florida State	1-0
Georgia Tech	n/a
Louisville	34-18
Miami	5-1
North Carolina	0-5
NC State	2-3
Notre Dame	1-1
Pitt	1-0
Syracuse	3-0
Virginia	n/a
Virginia Tech	1-1
Wake Forest	1-1
Total	51-36

Atlantic Sun

Florida Gulf Coast	1-0
Jacksonville	n/a
Kennesaw State	n/a
Lipscomb	2-0
NJIT	n/a
North Florida	n/a
USC Upstate	2-0
Stetson	2-0
Total	7-0

Big 12

Baylor	2-2
Iowa State	n/a
Kansas	2-1
Kansas State	n/a
Oklahoma	2-1
Oklahoma State	0-1
Texas	0-2
Texas Christian	n/a
Texas Tech	n/a
West Virginia	2-1
Total	8-8

Big East

Butler	4-0
Creighton	n/a
DePaul	4-0
Georgetown	2-0
Marquette	2-1
Providence	n/a
Saint John's	1-0
Seton Hall	2-1
Villanova	1-0
Xavier	1-6
Total	17-8

Big Sky

Eastern Washington	n/a
Idaho	n/a
Idaho State	n/a
Montana	n/a
Montana State	n/a
North Dakota	n/a
Northern Arizona	n/a
Northern Colorado	n/a
Portland State	n/a
Sacramento State	n/a
Southern Utah	n/a
Weber State	n/a
Total	n/a

Big South

Campbell	n/a
Charleston Southern	1-0
Coastal Carolina	n/a
Gardner-Webb	n/a
High Point	2-0
Liberty	2-1
Longwood	1-0
Presbyterian	n/a
Radford	1-0
UNC Asheville	3-0
Winthrop	1-0
Total	11-1

Big Ten

Illinois	2-4
Indiana	13-12
Iowa	0-1
Maryland	0-1
Michigan	1-3
Michigan State	2-3
Minnesota	0-1
Nebraska	2-2
Northwestern	2-1
Ohio State	9-13
Penn State	n/a
Purdue	0-2
Rutgers	3-2
Wisconsin	0-2
Total	34-47

Big West

Cal Poly	n/a
CSU Fullerton	n/a
CSU Northridge	1-0
Hawaii	1-1
Long Beach State	1-0
UC Davis	n/a
UC Irvine	n/a
UC Riverside	n/a
UC Santa Barbara	3-0
Total	6-1

Colonial Athletic

Charleston	3-0
Delaware	1-1
Drexel	n/a
Elon	n/a
Hofstra	1-0
James Madison	2-1
Northeastern	2-0
Towson	n/a
UNC Wilmington	n/a
William & Mary	1-0
Total	10-2

Conference USA

Charlotte	n/a
Florida Atlantic	2-0
Florida International	2-0
Louisiana Tech	0-3
Marshall	13-2
Middle Tennessee	14-4
North Texas	n/a
Old Dominion	3-8
Rice	1-0
Southern Miss	3-0
UAB	4-0
UTEP	n/a
UTSA	n/a
Western Kentucky	15-14
Total	57-31

Horizon League

Cleveland State	1-0
Detroit	8-0
Green Bay	1-0
Illinois Chicago	1-0
Northern Kentucky	12-4
Oakland	1-0
Valparaiso	n/a
Wisconsin-Milwaukee	n/a
Wright State	1-0
Youngstown	n/a
Total	25-4

Ivy League

Brown	n/a
Columbia	n/a
Cornell	n/a
Dartmouth	n/a
Harvard	n/a
Penn	n/a
Princeton	n/a
Yale	1-0
Total	1-0

Metro Atlantic Athletic

Canisius	n/a
Fairfield	n/a
Iona	n/a
Manhattan	n/a
Marist	3-0
Monmouth	n/a
Niagara	n/a
Quinnipiac	n/a
Rider	n/a
Saint Peter's	n/a
Siena	n/a
Total	3-0

Mid-American

Akron	n/a
Ball State	1-0
Bowling Green	2-0
Buffalo	n/a
Central Michigan	2-0
Eastern Michigan	2-0
Kent State	2-0
Miami (OH)	16-2
Northern Illinois	n/a
Ohio	2-1
Toledo	2-1
Western Michigan	2-0
Total	31-4

Mid-Eastern Athletic

Bethune-Cookman	n/a
Coppin State	n/a
Delaware State	1-0
Florida A&M	2-0
Hampton	1-0
Howard	1-0
Md.-Eastern Shore	n/a
Morgan State	n/a
Norfolk State	n/a
North Carolina A&T	2-0
North Carolina Central	n/a
Savannah State	n/a
South Carolina State	1-0
Total	8-0

Missouri Valley

Bradley	3-0
Drake	0-1
Evansville	0-2
Illinois State	1-1
Indiana State	3-0
Loyola (Ill.)	n/a
Missouri State	n/a
Northern Iowa	n/a
Southern Illinois	4-0
Wichita State	2-0
Total	13-4

Mountain West

Air Force	n/a
Boise State	n/a
Colorado State	n/a
Fresno State	n/a
Nevada	n/a
New Mexico	1-0
San Diego State	n/a
San Jose State	n/a
UNLV	n/a
Utah State	n/a
Wyoming	n/a
Total	1-0

Northeast

Bryant	n/a
Central Connecticut	n/a
Fairleigh Dickinson	n/a
LIU Brooklyn	2-0
Mount St. Mary's (Md.)	n/a
Robert Morris	n/a
Sacred Heart	n/a
St. Francis (Pa.)	1-0
St. Francis (N.Y.)	n/a
Wagner	1-0
Total	4-0

Ohio Valley

Austin Peay	5-0
Belmont	3-1
Eastern Illinois	2-0
Eastern Kentucky	22-6
Jacksonville State	1-0
Morehead State	28-4
Murray State	13-0
SEMO	n/a
SIU Edwardsville	n/a
Tennessee State	6-0
Tennessee Tech	8-6
Tennessee-Martin	5-0
Total	93-17

Pacific 12

Arizona	n/a
Arizona State	1-0
California	n/a
Colorado	1-0
Oregon	0-1
Oregon State	1-0
Southern Cal.	n/a
Stanford	n/a
UCLA	1-4
Utah	n/a
Washington	0-2
Washington State	1-0
Total	5-7

Patriot League

American	1-0
Army	n/a
Boston U.	1-0
Bucknell	n/a
Colgate	n/a
Holy Cross	1-0
Lafayette	1-0
Lehigh	n/a
Loyola (Md.)	1-0
Navy	1-0
Total	6-0

Southeastern

Alabama	26-17
Arkansas	20-13
Auburn	20-26
Florida	28-25
Georgia	16-36
LSU	14-32
Mississippi State	26-17
Missouri	5-1
Ole Miss	16-22
South Carolina	33-25
Tennessee	11-53
Texas A&M	4-2
Vanderbilt	23-28
Total	242-299

Southern

Citadel	n/a
East Tennessee State	2-1
Furman	1-0
Mercer	n/a
Samford	n/a
UNC Greensboro	n/a
UT-Chattanooga	9-0
Virginia Military	n/a
Western Carolina	n/a
Wofford	1-0
Total	13-1

Southland

Abilene Christian	n/a
Central Arkansas	n/a
Houston Baptist	n/a
Incarnate Word	n/a
Lamar	n/a
McNeese	2-0
New Orleans	1-1
Nicholls	1-0
Northwestern State	n/a
Sam Houston State	2-0
Southeastern La.	n/a
Stephen F. Austin	n/a
Texas A&M CC	n/a
Total	6-1

Southwestern Athletic

Alabama A&M	2-0
Alabama State	1-0
Alcorn State	1-0
Arkansas-Pine Bluff	3-0
Grambling State	1-0
Jackson State	1-0
Miss. Valley State	3-0
Prairie View A&M	n/a
Southern	1-0
Texas Southern	n/a
Total	13-0

Summit League

Denver	n/a
IPFW	1-0
IUPUI	3-0
Nebraska-Omaha	1-0
North Dakota State	n/a
South Dakota	n/a
South Dakota State	0-1
Western Illinois	n/a
Total	5-1

Sun Belt

Appalachian State	1-0
Arkansas-Little Rock	n/a
Arkansas State	n/a
Georgia Southern	1-0
Georgia State	1-0
Louisiana Lafayette	n/a
Louisiana Monroe	n/a
South Alabama	1-0
UT Arlington	n/a
Texas State	n/a
Troy	n/a
Total	4-0

West Coast

BYU	n/a
Gonzaga	1-0
Loyola Marymount	n/a
Pacific	1-0
Pepperdine	2-0
Portland	n/a
Saint Mary's (Calif.)	n/a
San Deigo	n/a
San Francisco	0-1
Santa Clara	n/a
Total	4-1

Western Athletic

CSU Bakersfield	n/a
Chicago State	n/a
Grand Canyon	n/a
UMKC	n/a
New Mexico State	n/a
Seattle	n/a
UTRGV	n/a
Utah Valley	n/a
Total	n/a



SCORES VS. ALL OPPONENTS

Alabama 26-17

at Lexington: UK leads 13-6

at Tuscaloosa: Series tied 10-10

at Neutral Sites: UK leads 3-1

Overall Streak: UK has won two

Largest Margin of Victory: +27,
UK 104 - ALA 77, 1/18/83 (A)

Largest Margin of Defeat: -29,
ALA 78 - UK 49, 12/20/83 (H)

1/19/78 62-66 LOT(H)

1/13/79 63-70 L(A)

2/8/80 77-69 W(N)

2/26/82 82-76 W(H)

1/18/83 104-77 W(A)

12/20/83 49-78 L(H)

2/12/86 75-76 L(A)

2/7/87 89-80 W(H)

1/13/88 54-74 L(A)

2/17/89 89-85 W(H)

2/17/90 74-58 W(A)

1/27/91 65-72 L(H)

2/1/92 72-78 L(A)

3/8/92 95-87 W(N)

1/31/93 77-73 W(H)

2/13/94 82-96 L(A)

2/11/95 62-68 L(H)

1/20/96 51-66 L(A)

1/22/97 62-78 L(N)

1/24/98 56-62 L(A)

1/24/99 76-72 W(H)

1/27/2000 67-68 L(A)

3/2/2000 67-63 W(N)

1/25/01 71-64 W(H)

1/6/02 63-62 W(A)

1/27/02 58-61 L(H)

1/12/03 59-55 W(H)

2/23/03 73-71 W2OT(A)

2/22/04 62-59 W(H)

1/9/05 63-69 LOT(A)

2/26/06 ! 80-60 W(H)

1/11/07 63-62 W(A)

2/17/08 64-44 W(H)

1/15/09 67-57 W(A)

1/17/10 88-63 W(H)

1/30/11 82-69 W(A)

1/29/12 82-68 W(H)

2/16/12 75-77 L(A)

1/6/13 87-70 W(A)

1/2/14 85-63 W(A)

1/23/14 55-57 L(H)

1/2/15 78-66 W(A)

1/7/16 73-48 W(H)

Alabama-A&M 2-0

12/19/08 65-45 W(H)

12/18/10 84-58 W(H)

Alabama-Birmingham 4-0

2/5/88 76-69 W(H)

2/5/90 81-71 W(A)

2/1/91 84-55 W(H)

12/18/05 90-60 W(H)

Alabama State 1-0

12/8/06 75-46 W(H)

Alaska-Anchorage 1-0

12/29/96 76-41 W(N)

Alcorn State 1-0

12/28/12 90-23 W(H)

1/2/14 85-63 W(A)

1/23/14 55-57 L(H)

American University 1-0

11/25/88 84-46 W(H)

Anderson College 0-1

12/19/75 71-81 L(N)

Appalachian State 1-0

11/14/14 111-74 W(H)

Arizona State 1-0

11/15/15 68-64 WOT(A)

Arkansas 20-13

at Lexington: UK leads 13-3

at Fayetteville: ARK leads 9-5

at Neutral Sites: UK leads 2-1

Overall Streak: UK has won six

Largest Margin of Victory: +34,
UK 77 - ARK 43, 1/15/83 (H)

Largest Margin of Defeat: -33,
ARK 88 - UK 55, 1/25/97 (A)

1/15/83 77-43 W(H)

1/24/92 75-74 W(H)

3/6/92 79-63 W(N)

1/23/93 43-45 L(A)

2/5/94 81-60 W(H)

2/4/95 56-62 L(A)

1/28/96 69-65 W(H)

1/25/97 55-88 L(A)

2/28/97 60-71 L(N)

1/31/98 63-79 L(H)

1/31/99 69-74 LOT(A)

1/16/2000 68-60 W(H)

2/6/2000 70-83 L(A)

1/14/01 60-69 L(A)

2/4/01 78-84 L(H)

1/17/02 64-76 L(A)

2/13/03 60-70 L(H)

2/19/04 58-69 L(A)

2/27/05 73-67 W(H)

2/12/06 79-50 W(A)

2/18/07 ! 87-60 W(H)

3/1/07 72-57 W(N)

2/24/08 59-56 W(A)

1/11/09 72-63 W(H)

1/21/10 69-52 W(H)

2/7/10 71-57 W(A)

1/6/11 67-78 L(A)

2/24/11 55-54 W(H)

1/5/12 84-72 W(H)

2/7/13 80-74 WOT(A)

1/26/14 68-58 W(H)

2/26/15 56-51 W(A)

2/21/16 77-63 W(H)

Arkansas-Pine Bluff 3-0

12/17/06 ! 83-46 W(H)

12/21/10 107-35 W(H)

12/11/11 101-43 W(H)

Auburn 20-26

at Lexington: AU leads 10-9

at Auburn: AU leads 12-7

at neutral: AU leads 5-3

Overall streak: UK has won one

Largest Margin of Victory: +44,
UK 97 - AU 53, 1/20/13 (H)

Largest Margin of Defeat: -42
(46-88), 2/10/96 (A)

2/10/80 88-59 W(N)

1/31/81 66-70 L(N)

2/18/83 77-55 W(H)

3/3/83 70-85 L(N)

2/18/84 63-83 L(A)

2/2/86 91-90 W2OT(A)

2/3/87 53-72 L(H)

2/14/88 57-93 L(A)

2/25/89 70-89 L(H)

2/24/90 60-68 L(A)

1/30/91 69-72 L(H)

1/19/92 51-47 W(A)

1/16/93 49-52 L(H)

1/29/94 61-75 L(A)

1/29/95 62-73 L(H)

3/3/95 75-51 W(N)

2/10/96 46-88 L(A)

3/1/96 43-58 L(N)

12/14/97 68-67 W(H)

2/2/97 59-60 L(H)

2/4/98 53-48 W(A)

12/6/98 68-62 W(A)

2/4/99 67-68 L(H)

1/6/2000 71-69 W(H)

1/4/01 40-73 L(A)

1/13/02 66-70 L(H)

2/6/03 56-63 LOT(A)

3/6/03 62-68 L(N)

2/05/04 54-71 L(H)

2/13/05 50-65 L(A)

3/3/05 57-62 L(N)

1/19/06 ! 57-71 L(H)

1/21/07 68-65 W(A)

1/20/08 62-55 W(H)

2/12/09 69-81 L(A)

1/24/10 68-50 W(H)

2/28/10 53-65 L(A)

3/5/10 65-54 W(N)

2/3/11 69-38 W(H)

2/27/11 76-62 W(A)

1/26/12 66-48 W(A)

1/20/13 97-53 W(H)

1/19/14 73-71 W(A)

1/8/15 78-57 W(H)

1/3/16 61-66 L(A)

1/17/16 54-47 W(H)

Austin Peay 5-0

1/24/76 76-61 W(N)

12/30/88 95-57 W(H)

11/15/98 88-71 W(H)

11/19/99 88-52 W(A)

12/30/03 82-56 W(H)

Ball State 1-0

3/19/07 85-82 W(A)

Baylor 2-2

at Waco: BU leads 1-0

at Lexington: UK leads 1-0

at Neutral Sites: Tied 1-1

Overall Streak: UK has won one

Largest Margin of Victory: +10,
UK 74 - BU 64, 11/17/14 (H)

Largest Margin of Defeat: -34,
BU 85 - UK 51, 11/13/12 (A)

11/13/12 51-85 L(A)

12/6/13 133-130 W4OT(N)

3/29/14 72-90 L(N)

11/17/14 ! 74-64 W(H)

Belhaven 0-1

12/17/76 56-74 L(N)

Bellarmine 3-0

*1971-72 37-24 W

59-39 W

*12/29/73 50-30 W

1/7/74 38-37 W

1/10/75 83-32 W

2/6/76 72-52 W(A)

Belmont 3-1

11/22/76 76-65 W(A)

2/21/76 60-75 L(H)

1/18/88 79-75 W(H)

12/14/14 71-55 W(H)

Boston 1-0

11/13/09 92-58 W(H)

Bowling Green State 2-0

11/28/86 74-62 W(H)

1/2/06 66-62 WOT(H)

Bradley 3-0

at Lexington: UK leads 2-0

at Peoria: UK leads 1-0

at Neutral Sites: n/a

Overall Streak: UK has won three

Largest Margin of Victory: +40,
UK 117 - BU 77, 11/27/13 (H)

12/7/90 103-75 W(H)

12/28/92 78-49 W(A)

11/27/13 117-77 W(H)

Butler 4-0

1/28/92 97-75 W(H)

1/26/93 83-76 W(A)

11/19/04 82-44 W(H)

11/15/09 87-66 W(H)

Cal-Santa Barbara 3-0

12/21/08 69-58 W(H)

11/25/09 68-54 W(A)

12/21/12 66-38 W(A)

Cal-State Long Beach 1-0

3/18/78 79-69 W(A)

Cal-State Northridge 1-0

12/31/94 74-52 W(A)

Carson-Newman 2-0

12/8/79 ! 96-58 W(H)

12/13/80 ! 93-54 W(H)

Central Florida 2-0

12/17/89 102-58 W(A)

12/29/93 87-45 W(A)

Central Michigan 2-0

SCORES VS. ALL OPPONENTS

Drake 0-1	2/3/81 74-60 W(H)	2/08/04 56-76 L(A)	Georgia 16-36	Georgia Southern 1-0	12/8/81 ! 83-68 W(H)
3/12/86 70-73 L(A)	11/26/83 77-67 W(H)	2/10/05 59-70 L(H)	at Lexington: UGA leads 13-9	11/13/13 103-38 W(H)	12/8/82 85-72 W(A)
Duke 2-5	1/5/86 97-55 W(H)	1/12/06 80-65 W(A)	In Mem. Coliseum: UGA leads 12-8	Georgia State 1-0	3/18/83 76-87 L(N)
at Lexington: UK leads 2-1	12/9/86 88-56 W(A)	2/5/06 61-68 L(H)	at Athens: UGA leads 17-45at	2/4/82 86-65 W(A)	12/6/83 58-54 W(H)
at Durham: DU leads 2-0	12/1/87 96-79 W(H)	3/3/06 88-70 W(N)	Neutral Sites: UGA leads 6-2	Grambling State 1-0	12/7/84 64-65 L(A)
at Neutral Sites: DU leads 2-0	1/11/89 83-77 W(A)	2/4/07 84-74 W(H)	Overall Streak: UK has won two	12/29/13 109-46 W(H)	12/13/85 60-68 L(H)
Overall Streak: UK has won one	1/31/90 80-59 W(H)	2/25/07 79-83 L(A)	Largest Margin of Victory: +22,	Green Bay 1-0	12/3/86 63-61 W(A)
Largest Margin of Victory: +10,	2/21/91 79-71 W(A)	1/10/08 60-58 W(H)	UK 60 - UGA 38, 3/9/13 (N)	3/19/12 65-62 W(N)	12/9/87 75-68 W(H)
UK 71 - DU 61, 12/20/15 (H)	2/8/93 74-56 W(H)	1/29/09 59-74 L(A)	Largest Margin of Defeat: -46,	Gonzaga 1-0	12/10/88 71-83 L(A)
Largest Margin of Defeat: -21,	2/1/94 99-75 W(H)	2/18/10 77-51 W(H)	UGA 113 - UK 50, 2/23/86 (A)	3/25/12 79-62 W(N)	12/4/89 ! 76-48 W(H)
DU 89 - UK 68, 12/21/14 (A)	2/22/95 80-67 W(H)	1/20/11 59-58 W(A)		Hampton 1-0	12/2/90 64-80 L(A)
12/30/86 63-68 L(N)	2/27/96 68-62 W(H)	1/1/12 59-56 W(A)		3/19/11 66-62 WOT(N)	12/30/90 78-71 W(H)
12/29/95 54-73 L(N)	2/5/97 62-67 L(A)	1/22/12 57-52 W(H)		Hawaii 1-1	12/7/93 74-86 L(H)
1/4/11 48-54 L(A)	2/17/98 76-60 W(A)	3/2/12 71-67 W(N)		11/28/98 66-57 W(A)	12/7/94 60-65 L(A)
12/8/11 ! 72-65 W(H)	2/16/99 87-47 W(A)	1/3/13 76-69 W(H)		12/14/02 59-70 L(A)	12/8/95 64-71 L(N)
12/22/13 61-69 L(H)	Edinboro 0-1	1/5/14 73-83 L(H)		High Pt. 2-0	12/15/96 62-74 L(H)
12/21/14 68-89 L(A)	1/12/76 72-78 L(H)	2/9/14 80-86 L(A)		1/6/04 83-45 W(H)	11/18/97 71-84 L(A)
12/20/15 71-61 W(H)	Evansville 0-2	3/7/14 75-70 W(N)		11/17/12 80-46 W(H)	11/12/06 51-54 L(H)
Duquesne 2-0	12/22/01 72-78 L(H)	1/15/15 62-56 W(H)		Hofstra 1-0	Indiana State 3-0
11/24/90 101-56 W(H)	12/04/02 66-70 L(A)	1/31/16 79-85 L(A)		11/26/05 67-54 W(N)	12/17/80 93-80 W(H)
11/28/03 90-83 W(N)	Florida 28-25	3/4/16 92-69 W(N)		Holy Cross 1-0	1/7/82 87-43 W(H)
East Carolina 3-0	at Lexington: UK leads 14-10	Florida A&M 2-0		12/28/91 87-69 W(N)	11/25/05 68-58 W(N)
3/9/78 81-65 W(A)	in Memorial: UK leads 13-10	11/21/05 84-55 W(H)		Houston 0-2	Iowa 0-1
1/5/82 78-67 W(H)	at Gainesville: UF leads 12-9	12/13/09 91-39 W(H)		11/30/91 70-76 L(H)	11/23/91 68-74 L(H)
11/28/87 93-75 W(H)	at Neutral Sites: UK leads 5-3	Florida Atlantic 2-0		11/26/2000 77-78 L(N)	IPFW 1-0
East Tennessee St. 2-1	Overall streak: UK has won one	11/18/07 61-53 W(H)		Howard 1-0	11/21/03 79-59 W(H)
at Lexington: UK leads 2-1	Largest Margin of Victory: +36,	Florida Gulf Coast 1-0		12/29/86 65-62 W(N)	IUPUI 3-0
Overall Streak: UK has won one	UK 97 - UF 61, 12/31/81 (H)	12/18/75 79-77 W2OT(N)		Illinois 2-4	11/29/2000 76-75 W(H)
Largest Margin of Victory: +45,	Largest Margin of Defeat: -42,	Florida International 2-0		3/14/82 88-80 W(H)	11/18/05 81-52 W(H)
UK 97 - ETSU 52, 12/11/82 (H)	UK 58 - UF 100, 1/4/98 (A)	12/15/78 80-69 W(H)		12/21/84 77-60 W(A)	12/30/08 82-60 W(H)
Largest Margin of Defeat: -9,		12/31/81 97-61 W(H)		12/7/85 74-78 L(A)	Jackson State 1-0
ETSU 59 - UK 50, 12/12/08 (H)		2/20/82 89-87 W(A)		12/14/86 76-78 L(H)	11/29/15 92-24 W(H)
12/11/82 97-52 W(H)		12/21/82 71-66 W(H)		12/18/88 71-84 L(A)	Jacksonville State 1-0
12/12/08 50-59 L(H)		12/22/83 66-68 L(H)		11/27/14 71-77 L(N)	11/15/11 100-25 W(H)
12/15/13 73-56 W(H)		2/22/83 78-68 W(A)		Illinois-Chicago 1-0	James Madison 2-1
Eastern Illinois 2-0		2/3/84 76-61 W(A)		11/28/97 60-46 W(N)	1/16/81 72-54 W(H)
12/17/90 82-48 W(H)		1/26/85 64-69 L(A)		Illinois State 1-1	3/13/91 62-70 L(N)
12/19/98 90-71 W(N)		2/15/85 54-57 L(H)		11/29/86 78-70 W(H)	3/26/08 84-76 W(H)
Eastern Michigan 2-0		1/18/86 66-68 L(A)		1/10/88 78-84 L(A)	Kansas 2-1
3/18/05 79-68 W(H)		2/14/87 83-76 W(H)		Immaculata 1-0	3/16/78 92-87 W2OT(A)
11/25/16 89-67 W(H)		3/4/87 75-53 W(N)		12/15/77 74-64 W(H)	1/7/92 51-62 L(A)
Eastern Kentucky 22-6		1/23/88 64-68 L(A)		Indiana 13-12	12/31/92 71-61 W(H)
*1972-73 39-58 L		2/11/89 97-90 W(H)		1/24/74 57-88 L	Kentucky State 2-0
*1973-74 50-56 L		3/3/89 64-67 L(N)		12/6/76 58-57 W(A)	1/16/89 92-53 W(H)
*2/21/74 No Score L		2/10/90 84-70 W(A)		12/17/76 57-46 W(N)	11/24/89 121-41 W(H)
1/29/75 54-63 L		3/2/90 54-70 L(N)		1/20/78 73-34 W(H)	Kent State 2-0
2/11/75 54-74 L		2/23/91 67-65 W(H)		12/15/79 ! 102-52 W(H)	11/23/90 114-83 W(H)
2/29/75 49-62 L		2/29/92 73-77 L(A)		2/13/79 59-53 W(A)	12/29/06 82-47 W(N)
2/7/76 54-70 L(A)		2/28/93 69-72 L(H)		12/6/80 93-62 W(A)	Lafayette 1-0
2/14/76 51-76 L(H)		1/4/94 64-81 L(A)			12/29/01 83-60 W(N)
3/5/77 91-79 W(H)		12/16/95 46-69 L(N)			Liberty 2-1
12/3/77 79-73 W(H)		1/4/95 ! 63-55 W(H)			12/12/98 76-80 L(H)
1/25/78 85-73 W(H)		2/13/97 53-77 L(H)			12/11/99 69-57 W(A)
1/5/79 73-52 W(H)		1/4/98 58-100 L(A)			3/20/10 83-77 W(N)
1/22/79 76-54 W(A)		1/28/98 63-70 L(H)			
12/17/79 100-77 W(H)		1/3/99 63-77 L(H)			
1/29/80 92-60 W(A)		1/28/99 80-70 W(A)			
1/27/81 79-62 W(A)		1/10/2000 72-58 W(A)			
		1/7/01 48-85 L(H)			
		2/14/02 59-81 L(A)			
		2/20/03 49-47 W(H)			
		George Washington 1-2			
		11/14/91 62-71 L(A)			
		11/14/07 65-75 L(H)			
		11/23/08 67-48 W(H)			
		Georgetown College			
		*2/22/1904 14-10 W			
		*3/10/1906 14-15 L			
		*3/5/22 10-2 W			
		*2/9/23 22-11 W			
		*1922-23 No Score W			
		*1/11/24 18-9 W(A)			
		*3/5/24 26-5 W(H)			
		Georgetown 2-0			
		11/27/93 87-82 W(H)			
		12/8/05 63-47 W(A)			
		George Washington 1-2			
		11/14/91 62-71 L(A)			
		11/14/07 65-75 L(H)			
		11/23/08 67-48 W(H)			
		Georgia 16-36			
		at Lexington: UGA leads 13-9			
		In Mem. Coliseum: UGA leads 12-8			
		at Athens: UGA leads 17-45at			
		Neutral Sites: UGA leads 6-2			
		Overall Streak: UK has won two			
		Largest Margin of Victory: +22,			
		UK 60 - UGA 38, 3/9/13 (N)			
		Largest Margin of Defeat: -46,			
		UGA 113 - UK 50, 2/23/86 (A)			
		1/18/80 82-61 W(H)			
		2/1/81 62-73 L(N)			
		1/3/82 62-59 W(H)			
		2/6/82 77-76 W(A)			
		1/30/83 66-59 WOT(H)			
		2/20/83 81-99 L(A)			
		1/7/83 68-69 L(H)			
		2/5/84 61-87 L(A)			
		1/29/85 61-57 W(H)			
		2/17/85 65-87 L(A)			
		2/23/86 67-113 L(A)			
		2/27/87 64-73 L(H)			
		3/5/87 64-67 L(N)			
		2/7/88 70-86 L(A)			
		2/4/89 70-92 L(H)			
		2/3/90 75-78 L(A)			
		2/3/91 71-87 L(H)			
		1/11/92 65-83 L(A)			
		1/10/93 69-60 W(H)			
		1/23/94 71-70 W(A)			
		1/22/95 57-68 L(H)			
		2/13/96 55-75 L(A)			
		2/8/97 62-80 L(H)			
		2/11/98 87-46 L(A)			
		2/7/99 80-76 W(H)			
		2/27/99 62-68 L(N)			
		2/17/2000 69-73 L(H)			
		3/3/2000 45-63 L(N)			
		2/15/01 58-91 L(A)			
		2/3/02 50-76 L(H)			
		1/26/03 59-71 L(A)			
		1/11/04 53-74 L(H)			
		2/29/04 62-73 L(A)			
		1/13/05 ! 71-63 W(H)			
		2/6/05 64-68 L(A)			
		2/2/06 57-91 L(A)			
		2/15/07 ! 72-82 LOT(H)			
		3/2/07 40-72 L(N)			
		1/31/08 47-44 W(A)			
		3/7/08 57-50 W(N)			
		2/26/09 57-61 L(H)			
		3/5/09 64-82 L(N)			
		1/7/10 60-61 LOT(A)			
		2/11/10 64-48 W(H)			
		1/9/11 59-61 L(H)			
		2/17/11 51-69 L(A)			
		1/19/12 69-64 W(A)			
		2/3/13 71-75 L(H)			
		3/9/13 60-38 W(N)			
		1/30/14 56-58 L(A)			
		2/1/15 80-72 W(H)			
		1/10/16 64-53 W(A)			



SCORES VS. ALL OPPONENTS

Lipscomb 2-0

at Lexington: UK leads 1-0
at Nashville: n/a
at Neutral: UK leads 1-0
Overall Streak: UK has won two
Largest Margin of Victory: +67,
UK 116 - LU 49, 11/21/13 (H)
11/25/07 76-55 W(N)
11/21/13 116-49 W(H)

Long Island 2-0

12/15/02 72-64 W(N)
11/29/08 46-43 W(N)

Longwood 1-0

1/4/05 79-41 W(H)

LSU 14-32

at Lexington: LSU leads 11-7
at Baton Rouge: LSU leads 14-3
at Neutral Sites: LSU leads 8-3
Overall Streak: UK has won two
Largest Margin of Victory: +18,
UK 89 - LSU 71, 2/26/94 (H)
Largest Margin of Defeat: -43,
UK 39 - LSU 82, 1/16/03 (A)

2/27/82 85-71 W(H)
3/3/84 81-91 L(N)
1/28/86 63-76 L(H)
3/1/86 66-77 L(N)
1/17/87 73-83 L(A)
2/23/88 74-88 L(H)
2/14/89 72-86 L(A)
1/11/90 79-89 LOT(H)
1/6/91 74-78 L(A)
3/2/91 76-96 L(N)
2/16/92 71-55 W(H)
2/13/93 72-65 W(A)
2/26/94 89-71 W(H)
2/25/95 63-49 W(A)
1/7/96 52-62 L(H)
1/5/97 63-73 L(A)
1/14/98 74-71 WOT(H)
1/14/99 59-67 L(A)
2/26/99 81-71 W(N)
1/20/2000 59-66 L(H)
1/18/01 64-87 L(A)
3/1/01 57-72 L(N)
1/24/02 59-75 L(H)
3/1/02 62-74 L(N)
1/16/03 39-82 L(A)
1/18/04 69-70 L(H)
2/17/05 58-81 L(A)
12/18/05 36-66 L(H)
3/4/06 52-79 L(N)
1/18/07 58-76 L(A)
1/27/08 ! 46-72 L(H)
2/21/08 48-52 L(A)
3/8/08 49-66 L(N)
1/25/09 56-59 L(H)
2/22/09 56-57 L(A)
1/28/10 71-62 W(A)
2/13/11 49-47 W(H)
3/4/11 60-58 W(N)
2/5/12 51-61 L(A)

3/3/12 61-72 L(N)
1/27/13 73-60 W(H)
2/24/13 72-77 L(A)
2/2/14 63-56 W(H)
1/18/15 79-84 L(A)
2/7/16 70-58 W(H)
3/3/16 79-71 W(N)

Louisiana Tech 0-3

3/20/82 60-82 L(A)
1/3/87 63-64 L(H)
1/4/89 63-95 L(A)

Louisville 34-18

at Lexington: UK leads 22-4
at Lexington: UL leads 13-11
at Neutral: Series tied 1-1

Overall Streak: UK has won five
Largest Margin of Victory: +36,
UK 75 - UL 39, 12/15/75 (A)
Largest Margin of Defeat: -26,
UK 52 - UL 78, 12/5/10 (A)
*2/17/12 19-13 W(H)
*1/17/13 20-19 W
*3/5/13 23-14 W
*1/30/14 12-23 L(H)
*2/3/14 20-19 W(A)
*1/22/15 27-16 W(H)
*2/27/15 8-11 L(A)
*2/5/16 10-12 L(H)
*2/22/16 32-24 W(A)
*3/10/17 24-12 W(H)
*2/28/22 9-10 L(H)
*1922-23 5-8 L(A)
*1922-23 18-6 W(H)
*1922-23 18-6 W
*1/26/24 No Score W(H)
*2/2/24 15-9 W(A)
12/15/75 75-37 W(A)
1/11/75 57-40 W(H)
3/3/76 75-59 W(H)
12/19/77 94-88 WOT(A)
1/29/77 45-60 L(A)
2/24/77 73-92 L(H)
3/3/77 85-61 W(H)
1/11/78 85-72 W(H)
12/11/79 76-57 W(A)
1/8/79 49-51 L(A)
2/6/79 67-68 L(H)
3/3/79 61-65 L(N)
2/16/80 83-64 W(H)
2/29/80 85-54 W(H)
1/8/81 88-66 W(A)
2/14/81 83-59 W(H)
2/23/82 84-80 W(H)
1/20/83 79-66 W(A)
2/25/84 94-83 W(H)
1/19/85 63-67 L(A)
2/14/86 87-77 W(H)
11/27/87 98-77 W(H)
2/21/87 70-48 W(A)
1/18/89 77-73 W(A)
2/15/90 83-68 W(H)
1/17/91 63-70 L(A)
2/19/92 81-71 W(H)

1/6/93 58-53 W(A)
1/19/94 95-62 W(H)
1/11/95 76-77 LOT(A)
2/19/96 74-66 W(H)
2/18/97 52-64 L(A)
11/27/98 73-62 W(N)
1/21/98 62-80 L(A)
1/20/99 69-56 W(A)
2/22/2000 75-65 W(H)
12/9/2000 57-63 L(A)
12/19/01 72-53 W(H)
1/5/03 62-86 L(A)
12/3/03 ! 84-80 WOT(H)
12/5/04 49-66 L(A)
12/28/05 ! 55-64 L(H)
12/3/06 75-83 L(A)
12/20/07 ! 65-80 L(H)
12/14/08 59-75 L(A)
12/20/09 101-67 W(H)
12/5/10 52-78 L(A)
12/4/11 74-54 W(H)
12/2/12 48-47 W(A)
12/1/13 ! 69-64 W(H)
12/7/14 77-68 W(A)
12/10/15 72-54 W(H)

Loyola (Md.) 1-0

12/1/95 67-54 W(N)

Maine 1-0

3/22/90 76-66 W(N)

Marist 3-0

at Lexington: UK leads 3-0
Overall Streak: UK has won three

Largest Margin of Victory: +31,
UK 96 - MC 65, 12/26/93 (H)
12/26/93 96-65 W(H)
12/30/12 78-56 W(H)
11/8/13 75-61 W(A)

Marquette 2-1

12/2/89 96-68 W(H)
12/19/90 86-60 W(A)
3/30/08 64-69 L(H)

Marshall 13-2

*1971-72 50-77 L
*1972-73 51-46 W
*2/23/74 50-53 L
2/5/75 60-45 W(A)
12/10/75 57-56 W(H)
12/8/76 65-58 W(A)
2/1/78 93-43 W(H)
3/2/81 100-60 W(H)
2/8/85 95-80 W(H)
11/22/85 102-73 W(A)
1/10/88 57-58 L(H)
1/13/89 72-61 W(H)
12/1/92 79-44 W(H)
2/16/94 66-43 W(A)
2/8/95 91-58 W(H)
2/7/96 66-72 L(A)
1/02/03 ! 75-42 W(H)

12/12/04 73-55 W(A)

Maryland 0-1

3/21/81 82-83 L(A)

Massachusetts 2-0

11/25/94 73-55 W(H)
12/28/97 57-51 W(N)

McNeese State 2-0

11/28/09 85-50 W(H)
3/17/12 68-62 W(N)

Memphis 3-4

11/17/77 101-94 W(H)
1/31/82 69-70 L(H)
1/3/83 71-75 L(A)
12/4/93 91-63 W(H)
12/19/94 71-81 L(A)
11/24/01 55-63 L(A)
12/30/06 86-51 W(H)

Miami (Fla.) 5-1

2/8/85 108-53 W(H)
12/6/86 71-55 W(A)
12/9/89 80-71 W(N)
3/23/90 80-68 W(N)
12/19/2000 59-74 L(A)
12/1/01 60-57 W(H)

Miami (Ohio) 16-2

12/5/82 90-61 W(H)
11/29/84 76-60 W(A)
11/30/89 61-56 W(A)
12/5/90 72-68 W(H)
11/26/91 90-60 W(H)
12/23/95 62-71 L(A)
12/13/96 71-63 W(H)
12/20/97 71-64 W(A)
12/9/98 76-56 W(H)
11/22/99 77-39 W(A)
11/21/2000 77-71 W(H)
12/5/01 64-73 L(A)
12/21/02 108-102 WOT(H)
12/20/03 64-58 W(A)
1/3/09 80-55 W(A)
12/1/09 107-53 W(H)
11/14/10 84-71 W(A)
11/28/12 92-53 W(H)

Michigan 1-3

1/23/81 98-71 W(H)
11/22/96 54-68 L(N)
12/8/07 59-63 L(A)
11/15/08 60-70 L(H)

Michigan State 2-3

12/8/89 89-72 W(A)
11/27/96 50-76 L(H)
11/25/97 57-71 L(A)
3/20/06 63-67 L(N)
3/22/10 70-52 W(N)

Middle Tennessee St. 14-4

at Lexington: UK leads 8-1
at Murfreesboro: UK leads 5-3
Overall Streak: UK has won four
Largest Margin of Victory: +22, UK
68 - MTSU 46, 12/9/12 (H)
Largest Margin of Defeat: -12, MT
70 - UK 58, 12/28/11 (A)

2/14/75 53-52 W(n/a)
11/19/77 82-80 W(A)
11/17/78 87-90 L(A)
1/6/83 73-68 W(H)
1/9/84 68-74 L(H)
11/30/85 85-77 W(H)
12/20/86 79-68 W(A)
2/25/88 76-68 W(H)
1/8/89 68-66 W(A)
2/27/90 72-56 W(H)
3/21/08 68-66 WOT(H)
12/28/09 51-57 L(A)
12/29/10 81-72 W(H)
12/28/11 58-70 L(A)
12/9/12 68-46 W(H)
11/24/13 84-72 W(A)
12/12/14 78-62 W(H)
12/13/15 68-52 W(A)

Minnesota 0-1

11/23/07 80-92 L(N)

Mississippi State 26-17

at Lexington: UK leads 11-8
at Starkville: UK leads 10-8
at Neutral Sites: UK leads 5-1
Overall Streak: UK has won 10
Largest Margin of Victory: +53,
UK 100 - MSU 47, 1/17/13 (H)
Largest Margin of Defeat: -50,
UK 46 - MSU 96, 2/16/03 (A)

1/15/79 52-67 L(A)
1/19/80 86-68 W(H)
1/30/81 106-82 W(N)
2/23/85 55-58 L(H)
2/16/86 66-54 W(H)
1/30/87 61-81 L(A)
1/7/88 61-68 L(H)
1/31/89 54-64 L(A)
1/15/90 86-61 W(H)
2/9/91 75-64 W(A)
1/4/92 75-52 W(H)
1/4/93 73-53 W(A)
3/5/93 84-73 W(N)
1/16/94 81-79 W(H)
1/15/95 65-53 W(A)
2/17/96 78-60 W(H)
2/16/97 74-57 W(A)
2/15/98 71-62 W(H)
2/26/98 48-67 L(N)
2/14/99 78-83 L(A)

2/27/2000 46-63 L(H)
2/25/01 66-74 L(A)
1/3/02 54-59 L(H)
2/28/02 75-72 W(N)
2/16/03 46-96 L(A)
1/22/04 67-80 L(A)

2/15/04 41-54 L(H)
1/20/05 59-72 L(A)
2/20/05 55-71 L(H)
2/19/06 51-46 W(A)
1/25/07 ! 75-83 L2OT(H)
1/13/08 64-60 W(A)
1/18/09 45-52 L(H)
1/31/10 69-59 W(A)
3/6/10 76-65 W(N)
1/16/11 72-60 W(H)
1/8/12 88-40 W(H)
2/26/12 76-40 W(A)
1/17/13 100-47 W(H)
2/27/14 81-74 WOT(A)
2/12/15 92-90W2OT(H)
3/6/15 76-67 W(N)
2/18/16 83-60 W(A)

Mississippi State College of Women 0-1

2/15/75 42-80 L

Mississippi State University for Women 1-1

11/18/77 78-75 W(A)
11/18/78 76-81 LOT(N)

Mississippi Valley St. 3-0

12/19/06 84-37 W(H)
1/1/10 93-48 W(H)
11/27/11 90-51 W(H)

Missouri 5-1

at Lexington: UK leads 3-0
at Columbia: UK leads 2-0
at Neutral: MU leads 1-0
Overall Streak: UK has won four
Largest Margin of Victory: +26,
UK 69 - MU 43, 1/13/13 (A)
Largest Margin of Defeat: -35,
MU 86 - UK 51, 11/25/00 (N)
11/25/89 102-84 W(H)
11/25/2000 51-86 L(N)
1/13/13 69-43 W(A)
1/12/14 80-69 W(H)
1/25/15 83-69 W(A)
2/25/16 69-69 W(H)

Morehead State 28-4

at Lexington: UK leads 18-1
(since 1976)
at Morehead: UK leads 8-3
(since 1976)
Overall Streak: UK has won 11
Largest Margin of Victory: +68,
UK 112 MSU 57, 11/18/15 (H)
Largest Margin of Defeat: -17,
MSU 86 - UK 69, 2/24/79 (A)
*2/11/70 56-30 W
*3/4/70 50-48 W
*2/12/71 62-29 W
*2/20/71 56-40 W
*1971/72 56-33 W
50-47 W
*1972/73 54-39 W



SCORES VS. ALL OPPONENTS

11/29/14	61-57	W(N)	2/18/82	61-65	L(H)	UT-Martin	5-0	12/28/94	65-74	L(A)	1/28/16	69-71	L(H)	Western Michigan	2-0					
Southern	1-0	2/28/82	80-74	W(H)	1/22/77	63-56	W(N)	11/29/98	54-64	L(N)	2/14/16	71-55	W(A)	12/22/85	84-60	W(H)				
12/21/06	70-44	W(H)	2/9/83	85-95	L(H)	11/22/98	90-60	W(A)	3/15/99	63-87	L(A)	Villanova	1-0	11/23/96	61-44	W(A)				
Southern Illinois	4-0	2/27/83	81-69	W(A)	12/28/99	93-55	W(H)	Valdosta State	1-0	Virginia Commonwealth	1-1	West Virginia AAU	1-0							
1/16/82	74-56	W(H)	1/25/84	63-75	L(H)	12/22/09	87-47	W(H)	11/27/83	89-69	W(H)	12/30/96	63-54	W(A)	12/13/75	50-40	W(H)			
12/4/85	66-62	W(H)	2/12/84	65-67	L(A)	12/30/10	68-47	W(H)	Vanderbilt	22-27	1/31/01	57-67	L(H)	West Virginia	2-1					
11/25/02	79-53	W(H)	1/23/85	76-72	WOT(A)	Tennessee State	6-0	at Lexington:	Series tied 11-11	12/16/01	66-61	W(A)	11/25/84	70-63	W(H)					
11/25/06	78-59	W(N)	2/13/85	66-77	L(H)	1/15/87	91-65	W(H)	at Nashville:	VU leads 14-8	Virginia Tech	1-1	12/12/92	73-63	W(N)					
Southern Mississippi	3-0	1/24/86	96-82	W(H)	1/11/87	64-76	L(A)	12/22/05	105-45	W(H)	2/29/88	80-79	W(H)	3/28/05	75-80	L2OT(H)				
12/28/01	59-44	W(N)	2/18/88	75-99	L(H)	2/18/88	75-99	L(H)	at Neutral Sites:	UK leads 4-3	2/19/89	66-75	L(A)	Wichita State	2-0					
11/27/10	79-60	W(A)	3/5/88	66-100	L(N)	1/12/91	70-80	L(A)	Overall Streak:	UK has won one	Wagner	1-0	11/29/91	79-58	W(H)					
11/19/11	88-7	W(H)	1/21/89	57-101	L(A)	3/8/92	52-77	L(H)	Largest Margin of Victory:	+23,	11/10/13	96-57	W(A)	12/20/98	58-51	W(A)				
Southern Utah	1-0	2/8/92	52-77	L(H)	1/22/90	60-76	L(H)	UK 84 - VU 61, 1/10/81 (H)	Largest Margin of Defeat:	-34,	Wake Forest	1-1	12/20/98	58-51	W(A)					
1/17/90	98-39	W(H)	3/8/92	80-94	L(N)	1/12/91	70-80	L(A)	VU 84 - UK 50, 1/19/03 (A)	11/10/81	84-61	W(H)	12/30/04 !	66-61	W(H)					
SW Missouri St.	1-1	2/6/93	61-85	L(A)	12/6/7	571-79	L(A)	1/26/82	86-76	W(A)	2/12/83	80-71	W(H)	12/31/05	77-82	L(A)				
12/22/96	64-58	W(H)	2/18/94	89-95	LOT(H)	1/22/75	Forfeit	W(n/a)	1/23/83	106-85	W(A)	Washington	0-2	Washington State	1-0					
11/21/97	54-74	L(A)	2/19/95	41-67	L(A)	3/5/75	68-84	L(n/a)	2/12/84	74-77	L(A)	11/30/02	56-88	L(A)	11/10/06	80-51	W(H)			
Spalding	1-0	3/4/95	62-74	L(N)	12/4/76	72-70	W(H)	1/22/84	89-70	W(H)	3/25/16	72-85	L(N)	Western Kentucky	15-14	Wright State	1-0			
*1971	37-30	W	1/14/96	45-60	L(H)	12/5/77	69-89	L(A)	2/20/84	89-70	W(H)	*1922-23	19-27	L(A)	3/22/07	61-67	L(A)			
Stetson	2-0	1/12/97	61-84	L(A)	1/22/77	69-92	L(A)	1/5/85	58-57	W(A)	2/20/85	73-78	L(H)	*2/7/24	18-8	W(H)	3/22/09	45-49	L(A)	
12/20/89	93-58	W(A)	1/18/98	65-93	L(H)	2/21/78	81-72	W(H)	2/5/86	79-70	W(A)	1/21/87	74-71	W(H)	1974-75	77-56	W(H)	Wofford	1-0	
11/22/05	84-38	W(H)	1/17/99	60-98	L(A)	1/9/82	72-55	W(A)	1/21/87	74-71	W(H)	2/20/85	73-78	L(H)	1/16/76	39-74	L(A)	1/7/08	67-57	W(H)
St. John's	2-1	1/23/2000	65-71	L(H)	1/10/83	102-67	W(H)	1/28/88	68-83	L(A)	1/21/87	74-71	W(H)	3/4/76	69-71	L(H)	12/10/03	60-75	L(H)	
12/6/91	83-77	W(N)	1/30/2000	48-77	L(A)	2/6/85	87-75	W(H)	3/4/88	75-67	W(N)	1/30/78	82-84	L(A)	2/11/77	76-66	W(H)	12/28/04	67-75	L(A)
12/29/91	64-73	L(H)	1/21/01	38-110	L(H)	1/2/86	65-69	LOT(A)	1/28/88	68-83	L(A)	3/4/77	63-71	L(H)	3/24/05	67-62	W(H)	3/24/05	67-62	W(H)
11/26/94	67-54	W(H)	1/27/01	39-83	L(A)	12/7/87	78-69	W(H)	3/4/88	75-67	W(N)	1/30/78	82-84	L(A)	1/1/08	46-51	L(H)	12/2/08	44-67	L(A)
Syracuse	3-0	2/24/02	64-89	L(A)	2/7/89	68-88	L(A)	1/6/89	74-68	W(H)	2/8/78	73-52	W(H)	12/2/08	44-67	L(A)	Yale	1-0		
3/18/81	87-63	W(H)	3/2/03	69-84	L(H)	12/7/10	77-53	W(H)	1/7/90	70-79	L(A)	3/5/78	61-49	W(H)	11/28/08	87-82	W(N)	<i>Note: Varsity records begin in 1974-75 season</i>		
12/21/95	83-63	W(N)	1/29/04	72-81	L(H)	Texas	0-2	1/20/91	80-63	W(H)	1/21/92	67-93	L(A)	Xavier	1-6					
3/24/14	64-59	W(H)	1/23/05	49-67	L(A)	3/17/78	60-75	L(N)	2/12/92	67-93	L(A)	*1973-74	72-44	W(N)	12/31/99	67-68	L(H)			
Temple	1-1	1/26/06 !	66-63	W(H)	11/24/07	60-72	L(N)	2/23/93	52-65	L(H)	2/23/93	52-65	L(H)	12/6/2000	62-80	L(A)				
11/17/01	64-55	W(H)	2/11/07	62-84	L(A)	Texas A&M	4-2	3/6/93	61-68	L(N)	1/12/94	56-83	L(A)	12/10/03	60-75	L(H)				
12/13/03	82-86	LOT(A)	1/17/08	40-65	L(H)	at Lexington:	Series tied 1-1	1/26/95	53-82	L(H)	3/5/94	67-72	L(N)	12/28/04	67-75	L(A)				
Tennessee	11-53	2/3/08	51-79	L(A)	at College Station:	UK leads 3-0	1/11/96	53-58	L(A)	1/26/95	53-82	L(H)	3/24/05	67-62	W(H)					
at Lexington:	UT leads 22-8	1/8/09	64-69	L(A)	at neutral:	TAMU leads 1-0	1/19/96	53-58	L(A)	1/11/96	53-58	L(A)	1/1/08	46-51	L(H)					
at Knoxville:	UT leads 22-3	2/19/09	66-56	W(H)	Overall streak:	UK has won one	1/8/97	54-65	L(H)	1/7/99	70-69	W(H)	12/2/08	44-67	L(A)					
at Neutral Sites:	UT leads 9-0	2/25/10	65-81	L(A)	Largest Margin of Victory:	+13,	1/7/99	70-69	W(H)	1/13/2000	55-60	LOT(A)	1/14/80	99-43	W(H)					
Overall Streak:	UK has won 1	3/7/10	62-70	L(N)	UK 71 - TAMU 58, 2/28/16 (A)	UK 71 - TAMU 58, 2/28/16 (A)	1/13/2000	55-60	LOT(A)	1/11/01	61-91	L(H)	2/23/80	82-64	W(A)					
Largest Margin of Victory:	+14,	2/7/11	67-73	L(H)	Largest Margin of Defeat:	-12,	1/11/01	61-91	L(H)	2/21/02	57-73	L(H)	1/13/81	77-70	W(A)					
UK 96 - UT 82, 1/24/86 (H)		3/6/11	65-90	L(N)	TAMU 81 - UK 69, 2/19/15 (A)	TAMU 81 - UK 69, 2/19/15 (A)	1/10/02	54-71	L(A)	1/19/03	50-84	L(A)	1/13/81	77-70	W(A)					
Largest Margin of Defeat:	-72,	1/12/12	61-60	W(H)	Texas-Pan American	1-0	1/10/02	54-71	L(A)	1/9/03	63-85	L(H)	2/16/81	95-72	W(H)					
UT 110 - UK 38, 1/21/01 (H)		2/13/12	54-91	L(A)	1/2/07	77-45	W(H)	2/21/02	57-73	L(H)	1/08/04	57-65	L(A)	12/11/87	56-80	L(A)				
UT-Chattanooga	9-0	3/3/13	78-65	W(H)	Toledo	2-1	2/21/02	57-73	L(H)	3/4/04	41-60	L(N)	12/11/87	56-80	L(A)					
2/24/75	67-59	W(n/a)	2/16/14	75-71	W(A)	3/24/90	85-76	W(N)	1/19/03	50-84	L(A)	1/24/89	75-79	L(H)						
1/21/77	75-58	W(N)	3/9/14	70-71	L(N)	11/25/95	88-76	W(H)	1/13/81	77-70	W(A)	12/11/91	67-66	W(A)						
11/30/81	82-51	W(H)	1/29/15	72-73	L(H)	12/7/96	54-80	L(A)	1/13/81	77-70	W(A)	1/19/93	62-60	W(H)						
1/22/81	88-64	W(H)	2/15/15	58-72	L(A)	2/23/14	83-74	W(A)	12/10/93	77-82	LOT(A)	12/10/93	77-82	LOT(A)						
3/20/05	91-54	W(H)	3/7/15	64-75	L(H)	2/19/15	69-81	L(H)	12/11/94	48-64	L(H)	12/11/94	48-64	L(H)						
3/18/06	69-59	W(N)	1/25/16	64-63	W(H)	2/28/16	71-58	W(A)	12/5/95	61-81	L(A)	1/14/97	79-73	W(H)						
3/19/09	81-76	WOT(H)	UT-Chattanooga	9-0	Union College	1-0	UCLA	1-4	12/5/95	61-81	L(A)	12/8/97	66-64	WOT(A)						
11/22/09	65-55	W(H)	2/24/75	67-59	W(n/a)	3/5/75	80-66	W	3/2/14	65-63	W(H)	12/1/99	75-48	W(H)						
12/11/10	79-64	W(A)	1/21/77	75-58	W(N)	UCLA	1-4	3/2/14	65-63	W(H)	12/8/01	79-84	L(A)							
			11/30/81	82-51	W(H)	1/6/78	72-97	L(A)	2/10/13	75-53	W(A)	12/7/02	83-88	L(H)						
			1/22/81	88-64	W(H)	12/21/81	83-72	W(H)	3/8/13	76-65	W(N)	12/22/03	76-63	W(A)						
			3/20/05	91-54	W(H)				3/2/14	65-63	W(H)	11/30/07 !	74-78	LOT(H)						
			3/18/06	69-59	W(N)				2/8/15	82-68	W(A)	12/4/08	57-66	L(A)						
			3/19/09	81-76	WOT(H)				3/5/15	67-61	W(N)									
			11/22/09	65-55	W(H)															
			12/11/10	79-64	W(A)															



KENTUCKY IN THE NATIONAL RANKINGS

Kentucky Week-By-Week In The Associated Press Poll

Year	PS	1	2	3	4	5	6	7	8	9	10	11	12	13	14	15	16	17	18	19	20	Final	#	
76-77		--	19	17	18	19	19	19	--	--	--	--	--	--	--	--	--	--	--	--	--	--	14	1-2
77-78		19	19	--	--	--	T20	--	--	--	--	--	--	--	--	--	--	--	--	--	--	--	--	1-4
78-79		--	--	--	--	--	--	--	--	--	--	--	--	--	--	--	--	--	--	--	--	--	--	1-3
79-80		--	--	--	--	18	18	--	18	17	17	15	15	15	13	11	13	14	--	--	--	--	14	1-2
80-81		17	17	14	15	14	14	14	11	9	7	10	10	9	10	10	10	11	11	--	--	--	12	2-2
81-82		13	12	13	16	16	16	14	10	8	8	11	11	14	17	13	14	14	13	--	--	--	13	4-6
82-83		8	7	7	5	5	5	5	7	7	7	7	4	7	8	6	11	11	--	--	--	--	12	5-3
83-84		--	--	--	--	20	--	--	--	--	--	--	--	--	--	--	--	--	--	--	--	--	--	2-8
84-85		--	--	14	14	13	13	13	13	12	15	17	19	19	--	--	--	--	--	--	--	--	--	2-3
85-86		--	--	--	--	--	--	--	--	--	--	--	--	--	--	--	--	--	--	--	--	--	--	3-3
86-87		--	--	--	--	--	--	--	--	--	--	--	--	--	--	--	--	--	--	--	--	--	--	1-7
87-88		--	--	--	--	--	--	--	--	--	--	--	--	--	--	--	--	--	--	--	--	--	--	0-6
88-89		--	--	--	--	--	--	--	--	--	--	--	--	--	--	--	--	--	--	--	--	--	--	0-5
89-90		--	--	--	--	--	--	25	--	--	--	--	--	--	--	--	--	--	--	--	--	--	--	0-5
90-91		--	--	--	--	--	--	--	--	--	--	--	--	--	--	--	--	--	--	--	--	--	--	0-5
91-92		--	--	--	--	--	--	--	--	--	--	--	--	--	--	--	--	--	--	--	--	--	--	2-7
92-93		--	--	--	--	--	--	24	25	--	25	--	--	--	--	--	--	--	--	--	--	--	--	3-4
93-94		--	--	--	--	--	--	--	--	--	--	--	--	--	--	--	--	--	--	--	--	--	--	0-8
94-95		--	--	--	--	--	--	--	--	--	--	--	--	--	--	--	--	--	--	--	--	--	--	1-7
95-96		--	--	--	--	--	--	--	--	--	--	--	--	--	--	--	--	--	--	--	--	--	--	1-9
96-97		--	--	--	--	--	--	--	--	--	--	--	--	--	--	--	--	--	--	--	--	--	--	1-7
97-98		--	--	--	--	--	--	--	--	--	--	--	--	--	--	--	--	--	--	--	--	--	--	2-4
98-99		--	--	--	--	--	--	--	--	--	--	--	--	--	--	--	--	--	--	--	--	--	--	3-6
99-00		--	--	--	--	--	--	--	--	--	--	--	--	--	--	--	--	--	--	--	--	--	--	1-8
00-01		--	--	--	--	--	--	--	--	--	--	--	--	--	--	--	--	--	--	--	--	--	--	0-10
01-02		--	--	--	--	--	--	--	--	--	--	--	--	--	--	--	--	--	--	--	--	--	--	0-8
02-03		--	--	--	--	--	--	--	--	--	--	--	--	--	--	--	--	--	--	--	--	--	--	0-8
03-04		--	--	--	--	--	--	--	--	--	--	--	--	--	--	--	--	--	--	--	--	--	--	0-7
04-05		--	--	--	--	--	--	--	--	--	--	--	--	--	--	--	--	--	--	--	--	--	--	1-5
05-06		--	--	--	--	--	--	--	--	--	--	--	21	--	--	--	--	--	--	--	--	--	--	2-5
06-07		21	20	24	--	--	--	--	--	--	--	--	--	--	--	--	--	--	--	--	--	--	--	0-7
07-08	rv	rv	--	--	--	--	--	--	--	--	--	--	--	--	--	--	--	--	--	--	--	--	--	3-9
08-09		--	--	--	--	--	--	--	--	--	--	--	--	--	--	--	--	--	--	--	--	--	--	1-6
09-10		--	--	--	rv	rv	rv	rv	rv	rv	rv	rv	--	20	17	16	16	19	19	19	--	19	--	5-5
10-11	9	9	9	9	8	14	13	11	11	10	19	19	17	16	15	19	20	16	17	17	--	17	1-5	
11-12	17	17	17	14	12	10	8	8	6	11	9	6	6	6	7	7	13	10	12	12	--	12	6-3	
12-13	6	6	6	9	9	7	7	7	7	6	6	5	5	8	10	9	T8	10	7	7	7	7	8-5	
13-14	7	7	7	7	7	5	5	5	6	6	9	10	9	13	15	18	15	12	12	10	10	10	6-5	
14-15	11	11	13	9	13	8	8	12	11	19	19	14	10	11	10	11	13	12	11	--	--	11	6-6	
15-16	18	--	13	12	11	8	8	7	7	10	9	9	12	18	18	16	15	13	12	--	--	12	8-3	

Note: The poll was launched at the Philadelphia Inquirer with the start of the 1976-77 season. In 1989-90, the poll increased from 20 to 25 teams. Release dates and the number of weekly rankings per season varied from year-to-year. *Dates do not include preseason rankings; PS - Preseason rankings (started in 1962); # - Record vs. Ranked Opponents; rv - receiving votes

UK FINISHES IN NATIONAL RANKINGS - AP POLL

1980	1. Old Dominion	2. Tennessee	3. Louisiana Tech	4. South Carolina	5. Stephen F. Austin	6. Maryland	7. Texas	8. Rutgers	9. Long Beach State	10. North Carolina State	11. Kansas	12. Cheyney	13. Kansas State	14. Kentucky	15. Northwestern	16. Mercer	17. Oregon	18. Central Missouri	19. San Francisco	20. Brigham Young					
1981	1. Louisiana Tech	2. Tennessee	3. Old Dominion	4. Southern California	5. Cheyney	6. Long Beach State	7. UCLA	8. Maryland	9. Rutgers	10. Kansas	11. Kentucky	12. Oregon	13. N.C. State	14. Stephen F. Austin	15. Illinois State	16. Texas	17. Jackson State	18. Minnesota	19. Oregon State	20. Clemson					
1982	1. Louisiana Tech	2. Cheyney	3. Maryland	4. Tennessee	5. Texas	6. Southern California	7. Old Dominion	8. Rutgers	9. Long Beach State	10. Penn State	11. Villanova	12. N.C. State	13. Kentucky	14. Kansas State	15. South Carolina	16. Drake	17. Memphis	18. Arizona State	19. Oregon	20. Missouri					
1983	1. Southern California	2. Louisiana Tech	3. Texas	4. Old Dominion	5. Cheyney	6. Long Beach State	7. Maryland	8. N.C. State	9. Georgia	10. Tennessee	11. Kentucky	12. Oregon	13. N.C. State	14. Stephen F. Austin	15. Illinois State	1. Arizona State	2. Kentucky	3. Ole Miss	4. Auburn	5. Missouri	6. N.C. State	7. Kansas State	8. North Carolina	9. Oregon State	10. LSU
1984	1. Baylor	2. Stanford	3. Connecticut	4. Notre Dame	5. Miami (FL)	6. Michigan State	7. Green Bay	8. North Carolina	9. Florida State	10. Maryland	11. Villanova	12. Ohio State	13. Marist	14. Gonzaga	15. Oklahoma	16. Georgetown	17. Georgia Tech	18. Marquette	19. Iowa	20. Tennessee	21. Baylor	22. Stanford	23. Connecticut	24. Notre Dame	25. Maryland
1985	1. Baylor	2. Stanford	3. Connecticut	4. Notre Dame	5. Miami (FL)	6. Michigan State	7. Green Bay	8. North Carolina	9. Florida State	10. Maryland	11. Villanova	12. Ohio State	13. Marist	14. Gonzaga	15. Oklahoma	16. Georgetown	17. Georgia Tech	18. Marquette	19. Iowa	20. Tennessee	21. Baylor	22. Stanford	23. Connecticut	24. Notre Dame	25. Maryland
1986	1. Baylor	2. Stanford	3. Connecticut	4. Notre Dame	5. Miami (FL)	6. Michigan State	7. Green Bay	8. North Carolina	9. Florida State	10. Maryland	11. Villanova	12. Ohio State	13. Marist	14. Gonzaga	15. Oklahoma	16. Georgetown	17. Georgia Tech	18. Marquette	19. Iowa	20. Tennessee	21. Baylor	22. Stanford	23. Connecticut	24. Notre Dame	25. Maryland
1987	1. Baylor	2. Stanford	3. Connecticut	4. Notre Dame	5. Miami (FL)	6. Michigan State	7. Green Bay	8. North Carolina	9. Florida State	10. Maryland	11. Villanova	12. Ohio State	13. Marist	14. Gonzaga	15. Oklahoma	16. Georgetown	17. Georgia Tech	18. Marquette	19. Iowa	20. Tennessee	21. Baylor	22. Stanford	23. Connecticut	24. Notre Dame	25. Maryland
1988	1. Baylor	2. Stanford	3. Connecticut	4. Notre Dame	5. Miami (FL)	6. Michigan State	7. Green Bay	8. North Carolina	9. Florida State	10. Maryland	11. Villanova	12. Ohio State	13. Marist	14. Gonzaga	15. Oklahoma	16. Georgetown	17. Georgia Tech	18. Marquette	19. Iowa	20. Tennessee	21. Baylor	22. Stanford	23. Connecticut	24. Notre Dame	25. Maryland
1989	1. Baylor	2. Stanford	3. Connecticut	4. Notre Dame	5. Miami (FL)	6. Michigan State	7. Green Bay	8. North Carolina	9. Florida State	10. Maryland	11. Villanova	12. Ohio State	13. Marist	14. Gonzaga	15. Oklahoma	16. Georgetown	17. Georgia Tech	18. Marquette	19. Iowa	20. Tennessee	21. Baylor	22. Stanford	23. Connecticut	24. Notre Dame	25. Maryland
1990	1. Baylor	2. Stanford	3. Connecticut	4. Notre Dame	5. Miami (FL)	6. Michigan State	7. Green Bay	8. North Carolina	9. Florida State	10. Maryland	11. Villanova	12. Ohio State	13. Marist	14. Gonzaga	15. Oklahoma	16. Georgetown	17. Georgia Tech	18. Marquette	19. Iowa	20. Tennessee	21. Baylor	22. Stanford	23. Connecticut	24. Notre Dame	25. Maryland
1991	1. Baylor	2. Stanford	3. Connecticut	4. Notre Dame	5. Miami (FL)	6. Michigan State	7. Green Bay	8. North Carolina	9. Florida State	10. Maryland	11. Villanova	12. Ohio State	13. Marist	14. Gonzaga	15. Oklahoma	16. Georgetown	17. Georgia Tech	18. Marquette	19. Iowa	20. Tennessee	21. Baylor	22. Stanford	23. Connecticut	24. Notre Dame	25. Maryland
1992	1. Baylor	2. Stanford	3. Connecticut	4. Notre Dame	5. Miami (FL)	6. Michigan State	7. Green Bay	8. North Carolina	9. Florida State	10. Maryland	11. Villanova	12. Ohio State	13. Marist	14. Gonzaga	15. Oklahoma	16. Georgetown	17. Georgia Tech	18. Marquette	19. Iowa	20. Tennessee	21. Baylor	22. Stanford	23. Connecticut	24. Notre Dame	25. Maryland
1993	1. Baylor	2. Stanford	3. Connecticut	4. Notre Dame	5. Miami (FL)	6. Michigan State	7. Green Bay	8. North Carolina	9. Florida State	10. Maryland	11. Villanova	12. Ohio State	13. Marist	14. Gonzaga	15. Oklahoma	16. Georgetown	17. Georgia Tech	18. Marquette	19. Iowa	20. Tennessee	21. Baylor	22. Stanford	23. Connecticut	24. Notre Dame	25. Maryland
1994	1. Baylor	2. Stanford	3. Connecticut	4. Notre Dame	5. Miami (FL)	6. Michigan State	7. Green Bay	8. North Carolina	9. Florida State	10. Maryland	11. Villanova	12. Ohio State	13. Marist	14. Gonzaga	15. Oklahoma	16. Georgetown	17. Georgia Tech	18. Marquette	19. Iowa	20. Tennessee	21. Baylor	22. Stanford	23. Connecticut	24. Notre Dame	25. Maryland
1995	1. Baylor	2. Stanford	3. Connecticut	4. Notre Dame	5. Miami (FL)	6. Michigan State	7. Green Bay	8. North Carolina	9. Florida State	10. Maryland	11. Villanova	12. Ohio State	13. Marist	14. Gonzaga	15. Oklahoma	16. Georgetown	17. Georgia Tech	18. Marquette	19. Iowa	20. Tennessee	21. Baylor	22. Stanford	23. Connecticut	24. Notre Dame	25. Maryland
1996	1. Baylor	2. Stanford	3. Connecticut	4. Notre Dame	5. Miami (FL)	6. Michigan State	7. Green Bay	8. North Carolina	9. Florida State	10. Maryland	11. Villanova	12. Ohio State	13. Marist	14. Gonzaga	15. Oklahoma	16. Georgetown	17. Georgia Tech	18. Marquette	19. Iowa	20. Tennessee	21. Baylor	22. Stanford	23. Connecticut	24. Notre Dame	25. Maryland
1997	1. Baylor	2. Stanford	3. Connecticut	4. Notre Dame	5. Miami (FL)	6. Michigan State	7. Green Bay	8. North Carolina	9. Florida State	10. Maryland	11. Villanova	12. Ohio State	13. Marist	14. Gonzaga	15. Oklahoma	16. Georgetown	17. Georgia Tech	18. Marquette	19. Iowa	20. Tennessee	21. Baylor	22. Stanford	23. Connecticut	24. Notre Dame	25. Maryland
1998	1. Baylor	2. Stanford	3. Connecticut	4. Notre Dame	5. Miami (FL)	6. Michigan State	7. Green Bay	8. North Carolina	9. Florida State	10. Maryland	11. Villanova	12. Ohio State	13. Marist	14. Gonzaga	15. Oklahoma	16. Georgetown	17. Georgia Tech	18. Marquette	19. Iowa	20. Tennessee	21. Baylor	22. Stanford	23. Connecticut	24. Notre Dame	25. Maryland
1999	1. Baylor	2. Stanford	3. Connecticut	4. Notre Dame	5. Miami (FL)	6. Michigan State	7. Green Bay	8. North Carolina	9. Florida State	10. Maryland	11. Villanova	12. Ohio State	13. Marist	14. Gonzaga	15. Oklahoma	16. Georgetown	17. Georgia Tech	18. Marquette	19. Iowa	20. Tennessee	21. Baylor	22. Stanford	23. Connecticut	24. Notre Dame	25. Maryland
2000	1. Baylor	2. Stanford	3. Connecticut	4. Notre Dame	5. Miami (FL)	6. Michigan State	7. Green Bay	8. North Carolina	9. Florida State	10. Maryland	11. Villanova	12. Ohio State	13. Marist	14. Gonzaga	15. Oklahoma	16. Georgetown	17. Georgia Tech	18. Marquette	19. Iowa	20. Tennessee	21. Baylor	22. Stanford	23. Connecticut	24. Notre Dame	25. Maryland
2001	1. Baylor	2. Stanford	3. Connecticut	4. Notre Dame	5. Miami (FL)	6. Michigan State	7. Green Bay	8. North Carolina	9. Florida State	10. Maryland	11. Villanova	12. Ohio State	13. Marist	14. Gonzaga	15. Oklahoma	16. Georgetown	17. Georgia Tech	18. Marquette	19. Iowa	20. Tennessee	21. Baylor	22. Stanford	23. Connecticut	24. Notre Dame	

RECORDS VS. RANKED OPPONENTS

UK'S UPSETS AGAINST HIGHER-RANKED TEAMS

Date	Opponent	UK	Opp.	Site	Score	Pt. Diff.
12/4/76	Tenn.Tech	NR	4	H	72-70	2
1/15/78	Immaculata	NR	17	H	74-64	10
1/20/79	Tennessee	NR	4	H	66-64	2
1/15/80	Rutgers	NR	7	H	97-78	19
1/3/82	Georgia	14	11	H	62-59	3
2/28/82	Tennessee	13	11	H	80-74	6
3/18/82	So. Carolina	14	12	N	73-69	4
2/5/83	ODU	7	6	H	80-66	14
12/2/83	Ohio State	NR	16	A	73-68	5
1/29/85	Georgia	17	5	H	61-57	4
2/2/86	Auburn	NR	11	A	91-90 (2 OT)	1
1/21/87	Vanderbilt	NR	11	H	74-71	3
12/11/91	Western Ky.	NR	8	A	67-66	1
3/7/92	Alabama	NR	17	N	95-87	8
12/5/92	Connecticut	NR	21	H	75-54	21
12/31/92	Kansas	NR	25	H	71-61	10
1/19/93	Western Ky.	NR	17	H	62-60	2
1/4/95	Florida	NR	16	H	63-55	8
1/28/96	Arkansas	NR	22	H	69-65	4
1/14/97	Western Ky.	NR	18	H	79-73	6
12/8/97	Western Ky.	NR	14	A	66-64 (OT)	2
12/14/97	Auburn	NR	16	H	68-67	1
2/7/99	Georgia	NR	8	H	80-76	4
2/26/99	LSU	NR	17	N	81-71	10
1/24/99	Alabama	NR	18	H	76-72	4
1/6/00	Auburn	NR	5	H	71-69	2
1/13/05	Georgia	NR	18	H	71-63	8
1/26/06	Tennessee	NR	1	H	66-63	3
3/3/06	Florida	NR	23	N	88-70	18
1/20/08	Auburn	NR	18	H	62-55	7
1/31/08	Georgia	NR	14	A	47-44	3
3/7/08	Georgia	NR	21	N	57-50	7
2/19/09	Tennessee	NR	13	H	66-56	10
1/10/10	Vanderbilt	NR	17	H	63-53	10
1/28/10	LSU	NR	18	A	71-62	9
3/28/10	Nebraska	19	4	N	76-67	9
12/4/11	Louisville	12	10	H	74-54	10
12/8/11	Duke	10	6	H	72-65	7
1/12/12	Tennessee	8	6	H	61-60	1
3/19/12	Green Bay	12	10	N	65-62	3
12/2/12	Louisville	9	7	A	48-47	1
3/3/13	Tennessee	10	8	H	78-65	13
12/1/13	Louisville	7	3	H	69-64	5
2/16/14	Tennessee	18	8	A	75-71	4
3/8/14	So. Carolina	12	5	N	68-58	10
11/17/14	Baylor	11	8	H	74-64	10
12/7/14	Louisville	13	7	A	77-68	9
3/1/15	So. Carolina	13	2	H	67-56	11
3/6/15	Miss. State	12	11	N	76-67	9
11/15/15	Arizona State	18	15	A	68-64 (OT)	4
2/18/16	Miss. State	16	14	A	83-60	23
2/28/16	Texas A&M	11	15	A	71-58	13

KENTUCKY VS. ALL OPPONENTS WHEN OPPONENTS ARE RANKED

#1 (1-17)							
Date	Opponent	UK	Opp.	Site	W/L	Pt. Diff.	
2/25/78	Tennessee	NR	1	A	L	66-69	3
3/10/78	Tennessee	NR	1	H	L	60-76	16
1/28/79	ODU	NR	1	H	L	65-81	16
3/20/82	La. Tech	14	1	A	L	60-82	22
12/29/84	ODU	13	1	N	L	59-66	7
1/13/85	ODU	12	1	H	L	63-64	1
2/25/89	Auburn	NR	1	N	L	70-89	19
2/6/93	Tennessee	NR	1	A	L	61-85	24
2/20/94	Tennessee	NR	1	H	L	89-95 (OT)	6
2/13/96	Georgia	NR	1	A	L	55-75	20
1/18/98	Tennessee	NR	1	H	L	65-93	28
1/17/99	Tennessee	NR	1	A	L	60-98	38
11/24/99	Connecticut	NR	1	A	L	62-68	6
1/29/04	Tennessee	NR	1	H	L	72-81	9
2/17/05	LSU	NR	1	A	L	58-81	23
1/26/06	Tennessee	NR	1	H	W	66-63	3
11/13/12	Baylor	6	1	A	L	51-85	34
1/11/15	So. Carolina	10	1	A	L	60-68	8

#2 (1-19)							
Date	Opponent	UK	Opp.	Site	W/L	Pt. Diff.	
2/23/86	Georgia	NR	2	A	L	67-113	46
1/11/87	Tennessee	NR	2	H	L	64-76	12
2/3/87	Auburn	NR	2	H	L	53-72	19
1/4/88	La. Tech	NR	2	A	L	63-95	32
1/21/89	Tennessee	NR	2	A	L	57-101	44

3/8/92	Tennessee	NR	2	N	L	80-94	14
2/19/95	Tennessee	NR	2	A	L	41-67	26
3/4/95	Tennessee	NR	2	N	L	62-74	12
1/11/96	Vanderbilt	NR	2	A	L	53-58	5
1/23/00	Tennessee	NR	2	H	L	65-71	6
3/3/00	Georgia	NR	2	N	L	45-63	18
1/21/01	Tennessee	NR	2	H	L	38-110	72
1/16/03	LSU	NR	2	A	L	39-82	43
1/17/08	Tennessee	NR	2	H	L	40-65	25
2/3/08	Tennessee	NR	2	A	L	51-79	28
12/22/13	Duke	5	2	H	L	61-69	8
3/1/15	So. Carolina	13	2	H	W	67-56	11
1/14/16	So. Carolina	9	2	H	L	53-64	11
2/4/16	So. Carolina	18	2	A	L	68-78	10
3/5/16	So. Carolina	13	2	N	L	93-63	30

#3 (1-18)

Date	Opponent	UK	Opp.	Site	W/L	Score	Pt. Diff.
1/28/78	Tennessee	NR	3	H	L	90-92 (OT)	2
1/11/81	Rutgers	14	3	A	L	67-69 (OT)	2
1/7/84	Georgia	NR	3	H	L	68-69	1
2/14/88	Auburn	NR	3	A	L	57-93	36
2/18/88	Tennessee	NR	3	H	L	75-99	24
3/5/88	Tennessee	NR	3	N	L	66-100	44
1/22/90	Tennessee	NR	3	H	L	60-76	16
3/7/93	Vanderbilt	NR	3	N	L	61-68	7
2/17/00	Georgia	NR	3	H	L	69-73	4
1/27/01	Tennessee	NR	3	A	L	39-83	44
3/2/03	Tennessee	NR	3	H	L	69-84	15
12/18/05	LSU	NR	3	H	L	36-66	30
3/4/06	LSU	NR	3	N	L	52-79	27
2/11/07	Tennessee	NR	3	A	L	62-84	22
1/4/11	Duke	10	3	A	L	48-54	6
12/18/11	Notre Dame	8	3	A	L	83-92	9
3/27/12	UConn	12	3	N	L	65-80	15
4/1/13	UConn	7	3	N	L	53-83	30
12/1/13	Louisville	7	3	H	W	69-64	5

#4 (3-14)

Date	Opponent	UK	Opp.	Site	W/L	Score	Pt. Diff.
12/4/76	Tenn. Tech	NR	4	H	W	72-70	2
1/20/79	Tennessee	NR	4	H	W	66-64	2
2/5/84	Georgia	NR	4	A	L	61-87	26
2/3/90	Georgia	NR	4	A	L	75-78	3
1/12/91	Tennessee	NR	4	A	L	70-80	10
2/3/91	Georgia	NR	4	H	L	71-87	16
2/8/92	Tennessee	NR	4	H	L	52-77	25
1/14/96	Tennessee	NR	4	H	L	45-60	15
1/22/97	Alabama	NR	4	N	L	62-78	16
1/30/00	Tennessee	NR	4	A	L	48-77	29
2/24/02	Tennessee	NR	4	A	L	64-89	25
2/25/10	Tennessee	16	4	A	L	65-81	16
3/7/10	Tennessee	19	4	N	L	62-70	8
3/28/10	Nebraska	19	4	N	W	76-67	9
2/7/11	Tennessee	15	4	H	L	67-73	6
3/6/11	Tennessee	16	4	N	L	65-90	25
2/20/14	So. Carolina	16	4	H	L	58-81	23

#5 (3-7)

Date	Opponent	UK	Opp.	Site	W/L	Score	Pt. Diff.
1/29/85	Georgia	17	5	H	W	61-57	4
1/3/87	La. Tech	NR	5	H	L	63-64	1
3/5/87	Georgia	NR	5	N	L	64-67	3
2/4/89	Georgia	NR	5	H	L	72-90	18
2/23/93	Vanderbilt	NR	5	H	L	52-65	13
1/6/00	Auburn	NR	5	H	W	71-69	2
2/15/01	Georgia	NR	5	A	L	58-91	33
3/8/14	So. Carolina	12	5	N	W	68-58	10
3/29/14	Baylor	10	5	N	L	72-90	18
3/7/15	Tennessee	12	5	N	L	64-75	11

#6 (3-17)

Date	Opponent	UK	Opp.	Site	W/L	Score	Pt. Diff.
1/22/77	Tenn. Tech	19	6	A	L	69-92	23
2/17/79	Tennessee	NR	6	A	L	51-89	38
2/2/80	Tennessee	17	6	H	L	83-91 (OT)	8
2/5/83	ODU	7	6	H	W	80-66	14
2/9/83	Tennessee	4	6	H	L	85-95	10
2/12/84	Tennessee	NR	6	A	L	65-67	2
2/17/85	Georgia	NR	6	A	L	65-87	22
2/27/87	Georgia	NR	6	A	L	64-73	9
12/31/93	UNC	NR	6	N	L	75-80 (OT)	5
1/12/94	Vanderbilt	NR	6	A	L	56-83	27
2/8/97	Georgia	NR	6	H	L	62-80	18
1/7/98	Vanderbilt	NR	6	A	L	54-64	20
12/1/00	Purdue	NR	6	H	L	67-87	20
2/21/02	Vanderbilt	NR	6	H	L	57-73	16
2/21/08	LSU	NR	6	A	L	48-52	4
12/8/11	Duke	10	6	H	W	72-65	7

1/12/12	Tennessee	8	6	H	W	61-60	1
3/9/14	Tennessee	12	6	N	L	70-71	1
1/29/15	Tennessee	10	6	H	L	72-73	1
2/15/15	Tennessee	10	6	A	L	58-72	14

#7 (3-5)

Date	Opponent	UK	Opp.	Site	W/L	Score	Pt. Diff.
1/15/80	Rutgers	NR	7	H	W	97-78	19
1/20/82	ODU	8	7	A	L	68-91	23
1/30/91	Auburn	NR	7	H	L	65-72	7
1/23/05	Tennessee	NR	7	A	L	49-67	18
1/6/07	Ohio State	NR	7	A	L	51-53	2
3/8/08	LSU	NR	7	N	L	49-66	17
12/2/12	Louisville	9	7	A	W	48-47	1
12/7/14	Louisville	13	7	A	W	77-68	9

#8 (6-3)

Date	Opponent	UK	Opp.	Site	W/L	Score	Pt. Diff.
2/27/83	Tennessee	6	8	A	W	81-69	12
12/11/91	Western Ky.	NR	8	A	W	67-66	1
1/8/97	Vanderbilt	NR	8	H	L	54-65	11
2/7/99	Georgia	NR	8	H	W	80-76	4
1/10/02	Vanderbilt	NR	8	A	L	54-71	17
1/18/07	LSU	NR	8	A	L	58-76	18
3/3/13	Tennessee	10	8	H	W	78-65	13
2/16/14	Tennessee	18	8	A	W	75-71	4
11/17/14	Baylor	11	8	H	W	74-64	10

#9 (1-9)

Date	Opponent	UK	Opp.	Site	W/L	Score	Pt. Diff.
------	----------	----	------	------	-----	-------	-----------

RECORDS VS. RANKED OPPONENTS

1/12/14	Missouri	9	NR	H	W	80-69	11
1/23/14	Alabama	9	NR	H	L	55-57	2
1/26/14	Arkansas	9	NR	W	W	68-58	10
11/27/14	Illinois	9	NR	N	L	71-77	6
11/28/14	Oklahoma	9	NR	N	W	92-88 (OT)	4
11/29/14	So. Florida	9	NR	N	W	61-57	4
1/14/16	So. Carolina	9	2	H	L	53-64	11
1/17/16	Auburn	9	NR	H	W	54-47	7
1/21/16	Ole Miss	9	NR	A	L	73-65	8
1/25/16	Tennessee	9	18	H	W	64-63	1

#10 (15-9)

Date	Opponent	UK	Opp.	Site	W/L	Score	Pt. Diff.
2/6/81	Tennessee	10	11	A	L	65-81	16
3/10/81	N.C. State	10	14	H	W	75-74 (OT)	1
1/4/11	Duke	10	3	A	L	48-54	6
1/6/11	Arkansas	10	25	A	L	67-78	11
1/9/11	Georgia	10	NR	H	L	59-61	2
12/8/11	Duke	10	6	H	W	72-65	7
2/7/13	Arkansas	10	NR	A	W	80-74 (OT)	6
2/10/13	Vanderbilt	10	NR	A	W	75-53	22
2/28/13	Ole Miss	10	NR	A	W	90-65	25
3/3/13	Tennessee	10	8	H	W	78-65	13
1/19/14	Auburn	10	NR	A	W	73-71	2
3/22/14	Wright St.	10	NR	H	W	106-60	46
3/24/14	Syracuse	10	NR	H	W	64-59	5
3/29/14	Baylor	10	5	N	L	72-90	18
1/8/15	Auburn	10	NR	H	W	78-57	21
1/11/15	So. Carolina	10	1	A	L	60-68	8
1/15/15	Florida	10	NR	H	W	62-56	6
1/18/15	LSU	10	NR	A	L	79-84	5
1/25/15	Tennessee	10	6	H	L	72-73	1
2/1/15	Georgia	10	21	H	W	80-72	8
2/12/15	Miss. State	10	13	H	W	92-90 (2OT)	2
2/15/15	Tennessee	10	6	A	L	58-72	14
1/7/16	Alabama	10	NR	H	W	73-48	25
1/10/16	Georgia	10	RV	A	W	64-53	9

#11 (11-4)

Date	Opponent	UK	Opp.	Site	W/L	Score	Pt. Diff.
1/31/82	Memphis St.	11	10	H	L	69-70	1
2/6/82	Georgia	11	15	A	W	77-76	1
12/21/10	Ark. Pine-Bluff	11	NR	H	W	107-35	72
12/29/10	Middle Tenn.	11	NR	H	W	81-72	9
12/30/10	UT Martin	11	NR	H	W	68-47	21
11/14/14	App. State	11	NR	H	W	111-74	37
11/17/14	Baylor	11	8	H	W	74-64	10
1/2/15	Alabama	11	NR	A	W	78-66	12
1/4/15	Ole Miss	11	NR	H	W	64-58	6
2/8/15	Vanderbilt	11	NR	A	W	82-68	14
2/19/15	Texas A&M	11	15	H	L	69-81	12
2/23/15	Ole Miss	11	NR	A	L	59-67	8
3/20/15	Tennessee St.	11	NR	H	W	97-52	45
3/22/15	Dayton	11	NR	H	L	94-99	5
12/2/15	N. Kentucky	11	NR	A	W	84-65	19

#12 (14-7)

Date	Opponent	UK	Opp.	Site	W/L	Score	Pt. Diff.
12/4/81	N.C. State	12	9	A	L	67-77	10
1/13/85	ODU	12	1	H	L	63-64	1
12/4/11	Louisville	12	10	H	W	74-54	10
3/19/12	Green Bay	12	10	N	W	65-62	3
3/25/12	Gonzaga	12	NR	N	W	79-62	17
3/28/12	UConn	12	3	N	L	65-80	15
2/27/14	Miss. St.	12	NR	A	W	81-74 OT	7
3/2/14	Vanderbilt	12	NR	H	W	65-63	2
3/7/14	Florida	12	NR	N	W	75-70	5
3/8/14	So. Carolina	12	5	N	W	68-58	10
3/9/14	Tennessee	12	6	N	L	70-71	1
12/28/14	Tennessee St.	12	NR	H	W	87-75	12
3/5/15	Vanderbilt	12	NR	N	W	67-61	6
3/6/15	Miss. State	12	11	N	W	76-67	9
3/7/15	Tennessee	12	5	N	L	64-75	11
11/25/15	E. Michigan	12	NR	H	W	89-67	22
11/29/16	Jackson State	12	NR	H	W	92-24	68
1/28/16	Vanderbilt	12	NR	H	L	69-71	2
1/31/16	Florida	12	NR	A	L	79-85	6
3/19/16	UNC Asheville	12	NR	N	W	85-31	54
3/20/16	Oklahoma	12	24	N	W	79-58	21
3/25/16	Washington	12	NR	N	L	72-85	13

#13 (15-3)

Date	Opponent	UK	Opp.	Site	W/L	Score	Pt. Diff.
2/28/82	Tennessee	13	11	H	W	80-74	6
12/29/84	ODU	13	1	N	L	59-66	7
12/7/10	Tenn. Tech	13	NR	H	W	77-53	24
12/11/10	Chattanooga	13	NR	A	W	79-64	15
12/18/10	Ala. A&M	13	NR	H	W	84-58	26
1/30/14	Georgia	13	NR	A	L	56-58	2

2/2/14	LSU	13	14	H	W	63-56	7
11/19/14	Morehead	13	NR	H	W	91-62	29
11/22/14	Central Mich.	13	NR	A	W	71-68	3
12/3/14	Northern Ky.	13	NR	H	W	82-64	18
12/7/14	Louisville	13	7	A	W	77-68	9
2/26/15	Arkansas	13	NR	A	W	56-51	5
3/1/15	So. Carolina	13	2	H	W	67-56	11
11/18/16	Morehead St.	13	NR	H	W	112-57	55
11/22/16	Colorado	13	NR	H	W	86-61	25
3/3/16	LSU	13	NR	N	W	79-71	8
3/4/16	Florida	13	25	N	W	92-69	23
3/5/16	So. Carolina	13	2	N	L	93-63	30

#14 (3-4)

Date	Opponent	UK	Opp.	Site	W/L	Score	Pt. Diff.
1/3/82	Georgia	14	11	H	W	62-59	3
2/13/82	So. Carolina	14	19	A	L	81-91	10
2/18/82	Tennessee	14	13	H	L	61-65	4
3/18/82	So. Carolina	14	12	N	W	73-69	4
3/20/82	La. Tech	14	1	A	L	60-82	22
12/5/10	Louisville	14	NR	A	L	52-78	26
1/25/15	Missouri	14	NR	A	W	83-69	14

#15 (4-4)

Date	Opponent	UK	Opp.	Site	W/L	Score	Pt. Diff.
2/7/11	Tennessee	15	4	H	L	67-73	6
2/10/11	USC	15	NR	A	L	61-66	5
2/13/11	LSU	15	NR	H	W	49-47	2
2/9/14	Florida	15	NR	A	L	80-86	6
2/20/14	So. Carolina	15	4	H	L	58-81	23
2/23/14	Texas A&M	15	16	A	W	83-74	9
2/25/16	Missouri	15	24	H	W	69-59	10
2/28/16	Texas A&M	15	11	A	W	71-58	13

#16 (6-3)

Date	Opponent	UK	Opp.	Site	W/L	Score	Pt. Diff.
2/21/10	USC	16	NR	H	W	71-50	21
2/25/10	Tennessee	16	4	A	L	65-81	16
2/28/10	Auburn	16	NR	A	L	53-65	12
2/3/11	Auburn	16	NR	H	W	69-38	31
3/4/11	LSU	16	NR	N	W	60-58	2
3/5/11	Vanderbilt	16	NR	N	W	69-56	13
3/6/11	Tennessee	16	4	N	L	65-90	25
2/18/16	Miss. State	16	14	A	W	83-60	23
2/21/16	Arkansas	16	NR	H	W	77-63	14

#17 (5-3)

Date	Opponent	UK	Opp.	Site	W/L	Score	Pt. Diff.
2/2/80	Tennessee	17	6	H	L	83-91 (OT)	8
1/29/85	Georgia	17	5	H	W	61-57	4
2/1/10	Georgia	17	19	H	W	64-48	16
2/14/10	Vanderbilt	17	NR	A	L	55-68	13
1/27/11	Ole Miss	17	NR	A	W	74-68	6
1/30/11	Alabama	17	NR	A	W	82-69	13
3/19/11	Hampton	17	NR	N	W	66-62	4
3/21/11	UNC	17	14	N	L	74-86	12

#18 (6-3)

Date	Opponent	UK	Opp.	Site	W/L	Score	Pt. Diff.
12/7/76	Tennessee	18	16	H	L	57-82	25
1/3/80	So. Carolina	18	11	A	L	61-84	23
2/13/14	Ole Miss	18	NR	H	W	108-78	30
2/16/14	Tennessee	18	8	A	W	75-71	4
11/13/15	Rice	18	NR	H	W	72-39	33
11/15/15	Arizona State	18	15	A	W	68-64 (OT)	4
2/4/16	So. Carolina	18	2	A	L	68-78	10
2/7/16	LSU	18	NR	H	W	70-58	12
2/14/16	Vanderbilt	18	NR	A	W	71-55	16

#19 (10-5)

Date	Opponent	UK	Opp.	Site	W/L	Score	Pt. Diff.
1/22/77	Tenn. Tech	19	6	A	L	69-92	23
12/5/77	Tenn. Tech	19	11	A	L	69-89	20
3/5/10	Auburn	19	NR	N	W	65-54	11
3/6/10	Miss. State	19	NR	N	W	76-65	11
3/7/10	Tennessee	19	4	N	L	62-70	8
3/20/10	Liberty	19	NR	N	W	83-77	6
3/22/10	Michigan St.	19	24	N	W	70-52	18
2/28/10	Nebraska	19	4	N	W	76-67	9
3/30/10	Oklahoma	19	12	N	L	68-88	20
1/13/11	USC	19	NR	H	W	66-48	18
1/16/11	Miss. St.	19	NR	H	W	72-60	12
1/20/11	Florida	19	NR	A	W	59-58	1
1/23/11	Vanderbilt	19	NR	H	W	78-68	10
2/17/11	Georgia	19	NR	A	L	51-69	18
2/20/11	Vanderbilt	19	NR	A	W	80-71	9

#20 (4-1)

Date	Opponent	UK	Opp.	Site	W/L	Score	Pt. Diff.
12/20/83	Alabama	20	16	H	L	49-78	29
2/4/10	Ole Miss	20	NR	H	W	80-66	14
2/7/10	Arkansas	20	NR	A	W	71-57	14
2/24/11	Arkansas	20	NR	H	W	55-54	1
2/27/11	Auburn	20	NR	A	W	76-62	14

#21 (0-2)

Date	Opponent	UK	Opp.	Site	W/L	Score	Pt. Diff.
2/2/06	Georgia	21	14	A	L	57-91	34
2/5/06	Florida	21	NR	H	L	61-68	7

#24 (0-1)

Date	Opponent	UK	Opp.	Site	W/L	Score	Pt. Diff.
12/3/06	Louisville	24	19	A	L	75-83	8

UK ALL-TIME VS. ALL OPPONENTS WHO ARE RANKED

Alabama	2-6
Arizona State	1-0
Arkansas	1-5
Auburn	5-14
Baylor	2-2
Cincinnati	0-1
Connecticut	1-4
Dayton	1-0
Delaware	1-0
Duke	2-4
Florida	3-7
George Washington</	

YEAR-BY-YEAR VS. RANKED OPPONENTS

1976-77 (1-2)

Date	Opponent	UK	Opp.	Site	W/L	Score	Pt. Diff.
12/4/76	Tenn. Tech	NR	4	H	W	72-70	+2
12/7/76	Tennessee	18	16	H	L	57-82	-25
1/22/77	Tenn. Tech	19	6	A	L	69-92	-23

1977-78 (1-4)

Date	Opponent	UK	Opp.	Site	W/L	Score	Pt. Diff.
12/5/77	Tenn. Tech	19	11	A	L	69-89	-20
1/15/78	Immaculata	NR	17	H	W	74-64	+10
1/28/78	Tennessee	NR	3	H	L	90-92 (OT)	-2
2/25/78	Tennessee	NR	1	A	L	66-69	-3
3/10/78	Tennessee	NR	1	H	L	60-76	-16

1978-79 (1-3)

Date	Opponent	UK	Opp.	Site	W/L	Score	Pt. Diff.
11/18/78	Miss. U./W	NR	16	N	L	76-81 (OT)	-5
1/20/79	Tennessee	NR	4	H	W	66-64	+2
1/28/79	ODU	NR	1	H	L	65-81	-16
2/17/79	Tennessee	NR	6	A	L	51-89	-38

1979-80 (1-2)

Date	Opponent	UK	Opp.	Site	W/L	Score	Pt. Diff.
1/3/80	So. Carolina	18	11	A	L	61-84	-23
1/15/80	Rutgers	NR	7	H	W	97-78	+19
2/2/80	Tennessee	17	6	H	L	83-91 (OT)	-8

1980-81 (2-2)

Date	Opponent	UK	Opp.	Site	W/L	Score	Pt. Diff.
1/11/81	Rutgers	14	3	A	L	67-69 (OT)	-2
1/24/81	So. Carolina	9	13	H	W	70-65 (OT)	+5
2/6/81	Tennessee	10	11	A	L	65-81	-16
3/10/81	N.C. State	10	14	H	W	75-74 (OT)	+1

1981-82 (4-6)

Date	Opponent	UK	Opp.	Site	W/L	Score	Pt. Diff.
12/4/81	N.C. State	12	9	A	L	67-77	-10
1/3/82	Georgia	14	11	H	W	62-59	+3
1/20/82	ODU	8	7	A	L	68-91	-23
1/31/82	Memphis St.	11	10	H	L	69-70	-1
2/6/82	Georgia	11	15	A	W	77-76	+1
2/13/82	So. Carolina	14	19	A	L	81-91	-10
2/18/82	Tennessee	14	13	H	L	61-65	-4
2/28/82	Tennessee	13	11	H	W	80-74	+6
3/18/82	So. Carolina	14	12	N	W	73-69	+4
3/20/82	La. Tech	14	1	A	L	60-82	-22

1982-83 (5-3)

Date	Opponent	UK	Opp.	Site	W/L	Score	Pt. Diff.
1/30/83	Georgia	7	10	H	W	66-59	+7
2/5/83	ODU	7	6	H	W	80-66	+14
2/9/83	Tennessee	4	6	H	L	85-95	-10
2/16/83	Rutgers	7	13	A	W	89-80	+9
2/18/83	Auburn	7	14	H	W	77-55	+22
2/20/83	Georgia	8	12	A	L	81-99	-18
2/27/83	Tennessee	6	8	A	W	81-69	+12
3/3/83	Auburn	6	14	N	L	70-85	-15

1983-84 (2-8)

Date	Opponent	UK	Opp.	Site	W/L	Score	Pt. Diff.
12/2/83	Ohio State	NR	16	A	W	73-68	+5
12/20/83	Alabama	20	16	H	L	49-78	-29
1/7/84	Georgia	NR	3	H	L	68-69	-1
1/17/84	Rutgers	NR	20	H	W	74-45	+29
1/22/84	Vanderbilt	NR	20	A	L	74-77	-3
1/25/84	Tennessee	NR	11	H	L	63-75	-12
2/5/84	Georgia	NR	4	A	L	61-87	-26
2/12/84	Tennessee	NR	6	A	L	65-67	-2
2/28/84	Auburn	NR	15	A	L	63-83	-20
3/3/84	LSU	NR	9	N	L	81-91	-10

1984-85 (2-3)

Date	Opponent	UK	Opp.	Site	W/L	Score	Pt. Diff.
11/27/84	Ohio State	NR	15	H	W	74-61	+13
12/29/84	ODU	13	1	N	L	59-66	-7
1/13/85	ODU	12	1	H	L	63-64	-1
1/29/85	Georgia	17	5	H	W	61-57	+4
2/17/85	Georgia	NR	6	A	L	65-87	-22

1985-86 (3-3)

Date	Opponent	UK	Opp.	Site	W/L	Score	Pt. Diff.
12/30/85	Ohio State	NR	14	A	W	70-66	+4
1/24/86	Tennessee	NR	11	H	W	96-82	+14
1/28/86	LSU	NR	12	H	L	63-76	-13
2/2/86	Auburn	NR	11	A	W	91-90 (2 OT)	+1
2/23/86	Georgia	NR	2	A	L	67-113	-46
3/1/86	LSU	NR	10	N	L	66-77	-11

1986-87 (1-7)

Date	Opponent	UK	Opp.	Site	W/L	Score	Pt. Diff.
12/12/86	Ohio State	NR	13	H	L	71-76	-5
12/14/86	Illinois	NR	18	H	L	76-78	-2
1/3/87	La. Tech	NR	5	H	L	63-64	-1
1/11/87	Tennessee	NR	2	H	L	64-76	-12
1/17/87	LSU	NR	9	A	L	73-83	-10
1/21/87	Vanderbilt	NR	11	H	W	74-71	+3
2/3/87	Auburn	NR	2	H	L	53-72	-19
2/27/87	Georgia	NR	6	A	L	64-73	-9
3/5/87	Georgia	NR	5	N	L	64-67	-3

1987-88 (0-6)

Date	Opponent	UK	Opp.	Site	W/L	Score	Pt. Diff.
12/11/87	Western Ky.	NR	11	A	L	56-80	-24
1/4/88	La. Tech	NR	2	A	L	63-95	-32
2/7/88	Georgia	NR	13	A	L	70-86	-16
2/14/88	Auburn	NR	3	A	L	57-93	-36
2/18/88	Tennessee	NR	3	H	L	75-99	-24
3/5/88	Tennessee	NR	3	N	L	66-100	-44

1988-89 (0-5)

Date	Opponent	UK	Opp.	Site	W/L	Score	Pt. Diff.
11/29/88	Ohio State	NR	17	H	L	80-82	-2
1/21/89	Tennessee	NR	2	A	L	57-101	-44
2/4/89	Georgia	NR	5	H	L	72-90	-18
2/14/89	LSU	NR	20	A	L	72-86	-14
2/25/89	Auburn	NR	1	N	L	70-89	-19

1989-90 (0-5)

Date	Opponent	UK	Opp.	Site	W/L	Score	Pt. Diff.
1/7/90	Vanderbilt	NR	20	A	L	70-79	-9
1/11/90	LSU	NR	16	H	L	79-80 (OT)	-1
1/22/90	Tennessee	NR	3	H	L	60-76	-16
2/3/90	Georgia	NR	4	A	L	75-78	-3
2/24/90	Auburn	NR	11	A	L	60-68	-8

1990-91 (0-5)

Date	Opponent	UK	Opp.	Site	W/L	Score	Pt. Diff.
1/6/91	LSU	NR	17	A	L	74-78	-4
1/12/91	Tennessee	NR	4	A	L	70-80	-10
1/30/91	Auburn	NR	7	H	L	65-72	-7
2/3/91	Georgia	NR	4	H	L	71-87	-16
3/2/91	LSU	NR	12	N	L	79-96	-17

1991-92 (2-7)

Date	Opponent	UK	Opp.	Site	W/L	Score	Pt. Diff.
11/23/91	Iowa	NR	9	H	L	74-68	-6
12/11/91	Western Ky.	NR	8	A	W	67-66	+1
12/14/91	George Wash.	NR	12	A	L	62-71	-9
12/31/91	Connecticut	NR	19	A	L	81-53	-28
2/1/92	Alabama	NR	24	A	L	72-78	-6
2/8/92	Tennessee	NR	4	H	L	52-77	-25
2/12/92	Vanderbilt	NR	10	A	L	67-93	-26
3/7/92	Alabama	NR	17	N	W	95-87	+8
3/8/92	Tennessee	NR	2	N	L	80-94	-14

1992-93 (3-4)

Date	Opponent	UK	Opp.	Site	W/L	Score	Pt. Diff.
12/5/92	Connecticut	NR	21	H	W	75-54	+21
12/31/92	Kansas	NR	25	H	W	71-61	+10
1/16/93	Auburn	NR	9	H	L	49-52	-3
1/19/93	Western Ky.	NR	17	H	W	62-60	+2
2/6/93	Tennessee	NR	1	A	L	61-85	-24
2/23/93	Vanderbilt	NR	5	H	L	52-65	-13
3/7/93	Vanderbilt	NR	3	N	L	61-68	-7

1993-94 (0-8)

Date	Opponent	UK	Opp.	Site	W/L	Score	Pt. Diff.
12/10/93	Western Ky.	NR	20	A	L	77-82 (OT)	-5
12/21/93	Ohio State	NR	14	H	L	81-94	-13
12/31/93	UNC	NR	6	N	L	75-80 (OT)	-5
1/12/94	Vanderbilt	NR	6	A	L	56-83	-27
1/29/94	Auburn	NR	23	A	L	61-75	-14
2/13/94	Alabama	NR	20	A	L	82-96	-14
2/20/94	Tennessee	NR	1	H	L	89-95 (OT)	-6
3/5/94	Vanderbilt	NR	13	N	L	67-72	-5

1994-95 (1-7)

Date	Opponent	UK	Opp.	Site	W/L	Score	Pt. Diff.
12/11/94	Western Ky.	NR	17	H	L	48-64	-16
1/4/95	Florida	NR	16	H	W	63-55	+8
1/22/95	Georgia	NR	11	H	L	57-68	-11
1/26/95	Vanderbilt	NR	9	H	L	53-82	-29
2/4/95	Arkansas	NR	22	A	L	56-62	-6
2/11/95	Alabama	NR	19	H	L	62-68	-6
2/19/95	Tennessee	NR	2	A	L	41-67	-26
3/4/95	Tennessee	NR	2	N	L	62-74	-12

1995-96 (1-9)

Date	Opponent	UK	Opp.	Site	W/L	Score	Pt. Diff.
12/5/95							

YEAR-BY-YEAR VS. RANKED OPPONENTS

2/7/99	Georgia	NR	8	H	W	80-76	+4
2/26/99	LSU	NR	17	N	W	81-71	+10
2/27/99	Georgia	NR	14	H	L	62-68	-6
3/14/99	UCLA	NR	15	N	L	63-87	-24

1999-00 (1-8)

Date	Opponent	UK	Opp.	Site	W/L	Score	Pt. Diff.
11/24/99	Connecticut	NR	1	A	L	62-68	-6
12/18/99	Purdue	NR	12	N	L	40-48	-8
1/6/00	Auburn	NR	5	H	W	71-69	+2
1/20/00	LSU	NR	14	H	L	59-66	-7
1/23/00	Tennessee	NR	2	H	L	65-71	-6
1/30/00	Tennessee	NR	4	A	L	48-77	-29
2/17/00	Georgia	NR	3	H	L	69-73	-4
2/27/00	Miss. State	NR	20	H	L	46-63	-17
3/3/00	Georgia	NR	2	N	L	45-63	-18

2000-01 (0-10)

Date	Opponent	UK	Opp.	Site	W/L	Score	Pt. Diff.
12/1/00	Purdue	NR	6	H	L	67-87	-20
12/6/00	Xavier	NR	19	A	L	62-80	-18
1/4/01	Auburn	NR	20	A	L	40-73	-33
1/7/01	Florida	NR	14	H	L	48-85	-37
1/11/01	Vanderbilt	NR	18	H	L	61-91	-30
1/18/01	LSU	NR	12	A	L	64-87	-23
1/21/01	Tennessee	NR	2	H	L	38-110	-72
1/27/01	Tennessee	NR	3	A	L	39-83	-44
2/15/01	Georgia	NR	5	A	L	58-91	-33
3/1/01	LSU	NR	16	N	L	57-72	-15

2001-02 (0-8)

Date	Opponent	UK	Opp.	Site	W/L	Score	Pt. Diff.
11/28/01	UNC	NR	24	A	L	64-102	-38
1/10/02	Vanderbilt	NR	8	A	L	54-71	-17
1/13/02	Auburn	NR	19	H	L	66-70	-4
2/10/02	So. Carolina	NR	9	H	L	73-74	-1
2/14/02	Florida	NR	14	A	L	59-81	-22
2/19/02	Cincinnati	NR	25	A	L	57-73	-16
2/21/02	Vanderbilt	NR	6	H	L	57-73	-16
2/24/02	Tennessee	NR	4	A	L	64-89	-25

2002-03 (0-8)

Date	Opponent	UK	Opp.	Site	W/L	Score	Pt. Diff.
1/16/03	LSU	NR	2	A	L	39-82	-43
1/19/03	Vanderbilt	NR	17	A	L	50-84	-34
1/26/03	Georgia	NR	24	A	L	59-71	-13
2/9/03	Vanderbilt	NR	18	H	L	63-85	-22
2/13/03	Arkansas	NR	13	H	L	60-70	-10
2/16/03	Miss. State	NR	16	A	L	46-96	-50
2/27/03	So. Carolina	NR	16	A	L	51-97	-46
3/2/03	Tennessee	NR	3	H	L	69-84	-15

2003-04 (0-7)

Date	Opponent	UK	Opp.	Site	W/L	Score	Pt. Diff.
11/25/03	UNC	NR	13	H	L	59-75	-16
1/11/04	Georgia	NR	12	H	L	53-74	-21
1/18/04	LSU	NR	14	H	L	69-70	-1
1/29/04	Tennessee	NR	1	H	L	72-81	-9
2/5/04	Auburn	NR	19	H	L	54-71	-17
2/8/04	Florida	NR	24	A	L	56-76	-20
2/29/04	Georgia	NR	19	A	L	62-73	-11

2004-05 (1-5)

Date	Opponent	UK	Opp.	Site	W/L	Score	Pt. Diff.
11/27/04	Rutgers	NR	17	N	L	60-75	-15
1/13/05	Georgia	NR	18	H	W	71-63	+8
1/23/05	Tennessee	NR	7	A	L	49-67	-18
1/27/05	Vanderbilt	NR	23	H	L	67-73	-6
2/6/05	Georgia	NR	18	A	L	64-68	-4
2/17/05	LSU	NR	1	A	L	58-81	-23

2005-06 (2-5)

Date	Opponent	UK	Opp.	Site	W/L	Score	Pt. Diff.
12/18/05	LSU	NR	3	H	L	36-66	-30
1/26/06	Tennessee	NR	1	H	W	66-63	+3
2/2/06	Georgia	21	14	A	L	57-91	-34
2/23/06	Vanderbilt	NR	23	A	L	55-72	-17
3/3/06	Florida	NR	23	N	W	88-70	+18
3/4/06	LSU	NR	3	N	L	52-79	-17
3/20/06	Michigan St.	NR	16	N	L	63-67	-4

2006-07 (0-7)

Date	Opponent	UK	Opp.	Site	W/L	Score	Pt. Diff.
12/3/06	Louisville	24	19	A	L	75-83	-8
1/6/07	Ohio State	NR	7	A	L	51-53	-2
1/18/07	LSU	NR	8	A	L	58-76	-18
2/1/07	Vanderbilt	NR	15	H	L	62-63	-1
2/11/07	Tennessee	NR	3	A	L	62-84	-22
2/15/07	Georgia	NR	11	H	L	72-82 (OT)	-10
3/2/07	Georgia	NR	10	N	L	40-72	-32

2007-08 (3-9)

Date	Opponent	UK	Opp.	Site	W/L	Score	Pt. Diff.
11/14/07	George Wash.	NR	14	A	L	65-75	-10
11/24/07	Texas	NR	21	N	L	60-72	-12
12/28/07	ODU	NR	23	H	L	62-71	-9
1/17/08	Tennessee	NR	2	H	L	40-65	-25
1/20/08	Auburn	NR	20	H	W	62-55	+7
1/27/08	LSU	NR	9	H	L	46-72	-26
1/31/08	Georgia	NR	17	A	W	47-44	+3
2/3/08	Tennessee	NR	2	A	L	51-79	-28
2/14/08	Vanderbilt	NR	25	A	L	49-66	-17
2/21/08	LSU	NR	6	A	L	48-52	-4
3/07/08	Georgia	NR	23	N	W	57-50	+7
3/08/08	LSU	NR	7	N	L	49-66	-17

2008-09 (1-6)

Date	Opponent	UK	Opp.	Site	W/L	Score	Pt. Diff.
12/2/08	Xavier	NR	23	A	L	44-67	-23
12/14/08	Louisville	NR	12	A	L	59-75	-16
1/8/09	Tennessee	NR	13	A	L	64-69	-5
1/29/09	Florida	NR	12	A	L	59-74	-15
2/8/09	Vanderbilt	NR	20	H	L	62-72	-10
2/12/09	Auburn	NR	5	A	L	69-81	-12
2/19/09	Tennessee	NR	13	H	W	66-56	+10

2009-10 (5-5)

Date	Opponent	UK	Opp.	Site	W/L	Score	Pt. Diff.
1/7/10	Georgia	NR	8	A	LOT	61-50	-1
1/10/10	Vanderbilt	NR	17	H	W	63-53	+10
1/28/10	LSU	NR	18	A	W	71-62	+9
2/11/10	Georgia	17	19	H	W	64-48	+16
2/15/10	Vanderbilt	17	NR	A	L	55-68	-13
2/25/10	Tennessee	16	4	A	L	65-81	-16
3/7/10	Tennessee	19	4	N	L	62-70	-8
3/22/10	Michigan St.	19	24	N	W	70-52	+18
3/28/10	Nebraska	19	4	N	W	76-67	+9
3/30/10	Oklahoma	19	12	N	L	68-88	-20

2010-11 (1-5)

Date	Opponent	UK	Opp.	Site	W/L	Score	Pt. Diff.
11/21/10	Notre Dame	9	12	H	W	81-76	+5
1/4/11	Duke	10	3	A	L	48-54	-6
1/28/11	Arkansas	10	25	A	L	67-78	-11
2/11/11	Tennessee	15	4	H	L	67-73	-6
2/15/11	Tennessee	16	4	N	L	65-90	-25
2/25/11	N. Carolina	17	14	N	L	74-86	-12

2011-12 (6-3)

Date	Opponent	UK	Opp.	Site	W/L	Score	Pt. Diff.
12/4/11	Louisville	12	10	H	W	74-54	+10
12/8/11	Duke	10	6	H	W	72-65	+7

12/18/11	Notre Dame	8	3	A	L	83-92	-9
1/12/12	Tennessee	8	6	H	W	61-60	+1
1/15/12	So. Carolina	9	24	A	W	66-58	+8
1/19/12	Georgia	6	15	A	W	69-64	+5
2/13/12	Tennessee	7	13	A	L	54-91	-37
3/19/12	Green Bay	12	10	N	W	65-62	+3
3/27/12	Connecticut	12	3	N	L	65-80	-15

2012-13 (8-5)

Date	Opponent	UK	Opp.	Site	W/L	Score	Pt. Diff.
11/13/12	Baylor	6	1	A	L	51-85	-34
12/2/12	Louisville	9	7	A	W	48-47	+1
1/10/13	Texas A&M	6	20	H	W	65-62	+3
1/24/13	So. Carolina	5	18	A	L	50-55	-5
2/3/13	Georgia	8	13	H	L	71-75	-4
2/14/13	So. Carolina	9	16	H	W	78-74	+4
2/18/13	Texas A&M	9	10	A	W	70-66	+4
3/3/13	Tennessee	10	8	H	W	78-65	+13
3/9/13	Georgia	7	12	N	W	60-38	+22
3/10/13	Texas A&M	7	19	N	L	67-75	-8
3/26/13	Dayton	7	18	N	W	84-70	+14
3/30/13	Delaware	7	15	N	W	69-62	+7
4/1/13	UConn	7	3	N	L	53-83	-30

2013-14 (6-5)

Date	Opponent	UK	Opp.	Site	W/L	Score	Pt. Diff.
12/1/13	Louisville	7	3	H	W	69-64	+5
12/6/13	Baylor	5	9	N	W	133-130 (4OT)	+3
12/22/13	Duke	5	2	H	L	61-69	-8
1/9/14	So. Carolina	9	10	A	L	59-68	-9
2/2/14	LSU	13	14	H	W	63-56	+7
2/16/14	Tennessee	18	8	A	W	75-71	+4
2/20/14	So. Carolina	16	4	H	L	58-81	-23
2/23/14	Texas A&M	15	16	A	W	83-74	+9
3/8/14	So. Carolina	12	5	N	W	68-58	+10
3/9/14	Tennessee	12	6	N	L	70-71	-1
3/29/14	Baylor	10	5	N	L	72-90	-18

2014-15 (6-6)

Date	Opponent	UK	Opp.	Site	W/L	Score	Pt. Diff.
11/17/14	Baylor	11	8	H	W	74-64	+10
12/7/14	Louisville	13	7	A	W	77-68	+39
12/21/14	Duke	8	9	A	L	68-89	-21
1/11/15	So. Carolina	10	1	A	L	50-59	-9
1/29/15	Tennessee	10	6	H	L	72-73	-1
2/1/15	Georgia	10	20	H	W	80-72	+8
2/12/15	Miss. State	10	13	H	W	92-90 2OT	+2
2/15/15	Tennessee	10	6	A	L	58-72	+14
2/19/15	Texas A&M	11	15	H	L	69-81	-12
3/1/15	So. Carolina	13	2	H	W	67-56	+11
3/6/15	Miss. State	12	11	N	W	76-67	+9
3/7/15	Tennessee	12	5	N	L	64-75	-11

2015-16 (8-3)

Date	Opponent	UK	Opp.	Site	W/L	Score	Pt. Diff.
11/15/15	Arizona St.	18	15	A	W	68-64 (OT)	+4
12/20/15	Duke	8	13	H	W	71-61	+10
1/14/16	So. Carolina	9	2	H	L	62-73	-11

REGULAR-SEASON TOURNAMENTS

The Wildcats are 87-37 in regular-season tournaments with 29 tournament titles.

1975-76

Christmas Tournament

W, Gulf Coast, 79-77
L, Delta State, 89-40
L, Anderson College, 81-71

Tennessee Tech Tournament

Cookeville, Tenn.
L, Tennessee, 70-67
W, Austin Peay, 76-61

Louisville Classic

Louisville, Ky.
W, Bellarmine, 72-52
L, Eastern Kentucky, 70-54

1976-77

Christmas Tournament

L, Belhaven, 74-56
W, Indiana, 57-46
W, Pittsburgh, 74-67
W, Central Missouri, 74-67

Tennessee Tech Tournament

Cookeville, Tenn.
W, UT-Chattanooga, 75-58
W, UT-Martin, 63-56
L, Tennessee Tech, 92-69

1977-78

*MTSU Tournament

Murfreesboro, Tenn.
W, Memphis State, 101-94
W, Miss. U. for Women, 78-75

All-Tournament Team

Debbie Mack, Geri Grigsby

Lady Kat Invitational

Lexington, Ky.
L, Alabama, 66-62
W, Indiana, 73-34

All-LKIT

Linda Edelman, Kentucky
Debra Oden, Kentucky
(Chandler-Blanding Cup recipient)

1978-79

MTSU Tournament

Murfreesboro, Tenn.
L, MTSU, 90-87
L, Miss. U. for Women, 81-76 OT

Lady Kat Invitational

Lexington, Ky.
W, Florida, 80-69
L, Dayton, 72-52

1979-80

*Lady Kat Invitational

Lexington, Ky.
W, Georgia, 82-61
W, Mississippi State, 86-68
All-Tournament Team
Patty Jo Hedges, Kentucky
Mary Boatwright, Miss. State
Bernadette Locke, Georgia
Vicki McCall, Miss. State
Liz Lukschu, Kentucky

1980-81

*Lady Kat Invitational

Lexington, Ky.
W, James Madison, 72-54
W, Indiana State, 93-80

All-Tournament Team

Maria Donhoff, Kentucky
Patty Jo Hedges, Kentucky
MVP – Valerie Still, Kentucky
Judy Ellner, Indiana State
Peggy Jackson, Indiana State
Donna Firebaugh, James Madison

1981-82

Detroit Classic Tournament

Detroit, Mich.
L, N.C. State, 77-67
W, Seton Hall, 90-62

All-Tournament Team

Patty Jo Hedges, Kentucky
Valerie Still, Kentucky

*Lady Kat Invitational

Lexington, Ky.
W, Cincinnati, 79-66
W, Southern Illinois, 74-56

All-Tournament Team

MVP-Valerie Still, Kentucky
Patty Jo Hedges, Kentucky
Lea Wise, Kentucky
Cheryl Cook, Cincinnati
D.D. Plab, Southern Illinois

1982-83

*Lady Kat Invitational

Lexington, Ky.
W, South Florida, 93-65
W, Arkansas, 77-43

All-Tournament Team

Patty Jo Hedges, Kentucky
Valerie Still, Kentucky
MVP - Lea Wise, Kentucky
Maxine Farmer, Georgia State
Bettye Fiscus, Arkansas

1983-84

*Lady Kat Dial Classic

Lexington, Ky.
W, Eastern Kentucky, 77-67
W, Valdosta State, 89-69
* - Won the tournament title

All-Tournament Team

MVP - Karen Mosley, Kentucky
Lisa Collins, Kentucky
Tina Cottle, Eastern Kentucky
Janet Huff, Wisconsin
Gina Bozeman, Valdosta State

1984-85

*Lady Kat Dial Classic

Lexington, Ky.
W, Morehead State, 77-66
W, West Virginia, 70-63

All-Tournament Team

MVP - Leslie Nichols, Kentucky
Diane Stephens, Kentucky

Georgeann Wells, West Virginia
Olivia Breadley, Morehead St.
Connie Appelman, Morehead St.

C.Q. Data Systems Tournament at N.C. State

Raleigh, N.C. (Reynolds Coliseum)
W, N.C. State, 78-69
L, Old Dominion, L, 66-59

All-Tournament Team

Leslie Nichols, Kentucky
Sandy Harding, Kentucky

1985-86

*Lady Kat Dial Classic

Lexington, Ky.
W, Cleveland State, 101-63
W, MTSU, 85-77

MVP - Leslie Nichols, Kentucky

Debbie Miller, Kentucky
Jodie Whitaker, Kentucky
Kim Webb, MTSU
Janet Knight, Clemson

1986-87

*Lady Kat Invitational

Lexington, Ky.
W, Bowling Green St., 74-62
W, Illinois State, 78-70

All-Tournament Team

MVP – Bebe Croley, Kentucky
Sandy Harding, Kentucky
Ellen McGrew, Illinois State
Susan Willman, Illinois State
Jackie Motycka, Bowling Green

St. John's Christmas Tournament

Jamaica, N.Y. (Alumni Hall)
W, Howard, 65-62
L, Duke, 68-63

1987-88

*Lady Kat Invitational

Lexington, Ky.
W, Louisville, 98-77
W, East Carolina, 93-75

All-Tournament Team

Belitta Croley, Kentucky
Pam Shrum, Kentucky
MVP – Jodie Whitaker
Sue Niessen, Central Michigan
Monique Pompili, East Carolina
Alma Bethea, East Carolina

1988-89

*Lady Kat Invitational

Lexington, Ky.
W, American University, 84-46
W, Radford, 89-83

All-Tournament Team

MVP – Jodie Whitaker, Kentucky
Kristi Cushenberry, Kentucky
Patrinda Toney, Radford
Stephanie Howard, Radford
Polly Innerarity, Florida A&M



REGULAR SEASON TOURNAMENTS

1989-90

*Lady Kat Invitational Lexington, Ky.

W, Kentucky State, 121-44
W, Missouri, 102-84

All-Tournament Team

MVP – Kristi Cushenberry, Kentucky
Vanessa Foster-Sutton, Kentucky
Tracye Davis, Kentucky
Lisa Sanbothe, Missouri
Amy Humphries, Evansville

*Michigan State Holiday Classic East Lansing, Mich. (Jack Breslin Student Events Center)

W, Michigan State, 89-72
W, Miami (Fla.), 80-71

All-Tournament Team

Kristi Cushenberry, Kentucky

1990-91

*Lady Kat Invitational Lexington, Ky.

W, Kent State, 114-83
W, Duquesne, 101-56

All-Tournament Team

MVP – Jocelyn Mills, Kentucky
Stacy McIntyre, Kentucky
Stephanie Greer, Valparaiso
Ann Forbes, Kent State
Darcie Vincent, Duquesne

*Nevada-Reno New Year's Classic Reno, Nevada (Old Gym)

W, Northeast Louisiana, 73-66
W, Indiana, 78-71

All-Tournament Team

Stacy McIntyre, Kentucky
Kristi Cushenberry, Kentucky

1991-92

Lady Kat Invitational Lexington, Ky.

W, Wichita State, 79-58
L, Houston, 76-70

All-Tournament Team

Tedra Eberhart, Kentucky
MVP – Stacy McIntyre, Kentucky
Darla Simpson, Houston
LaShawn Johnson, Houston
Tami Varnado, Alcorn State

Kansas Dial Classic Lawrence, Kan. (Allen Fieldhouse)

W, St. John's, 83-77
L, Kansas, 62-51

St. John's Cahill Classic Jamaica, N.Y. (Alumni Hall)

W, Holy Cross, 87-69
L, St. John's, 73-64

All-Tournament Team

Stacy McIntyre, Kentucky

1992-93

*Lady Kat Invitational Lexington, Ky.

W, Murray State, 89-55
W, Connecticut, 75-54

All-Tournament Team

MVP - Jocelyn Mills, Kentucky
Mia Daniel, Kentucky
Darlene Saar, George Washington
Jennifer Rizzotti, Connecticut
Jennifer Parker, Murray State

Iowa Amana Hawkeye Classic Iowa City, Iowa (Carver-Hawkeye Arena)

L, UNC-Charlotte, 57-54
W, West Virginia, 73-63

All-Tournament Team

Jocelyn Mills, Kentucky

Wichita State Pizza Hut Classic Wichita, Kan. (Levitt Arena)

L, Oklahoma State, 61-57
W, Chicago State, 95-33

All-Tournament Team

Stacey Reed, Kentucky

1993-94

*Lady Kat Invitational Lexington, Ky.

W, Marist, 96-65
W, Georgetown, 87-82

All-Tournament Team

MVP - Tedra Eberhart, Kentucky
Stacey Reed, Kentucky
Christe Jordan, Kentucky
Nadira Ricks, Georgetown
Jean-Marie Lesko, Marist

*Citrus Sports Travel Holiday Classic Orlando, Fla. (UCF Arena)

W, Central Florida, 87-45
W, Florida State, 58-55

All-Tournament Team

Stacey Reed, Kentucky

1994-95

Lady Kat Invitational Lexington, Ky.

W, UMass, 73-55
W, St. John's, 67-54

All-Tournament Team

MVP – Stacey Reed, Kentucky
Vonda Jackson, Kentucky
Tawana Jackson, St. John's
Traci Parsons, Eastern Michigan
Melissa Gurile, UMass

1995-96

*UK Invitational Tournament Lexington, Ky.

W, UNC-Asheville, 98-76
W, Toledo, 88-76

All-Tournament Team

Tiffany Wait, Kentucky

Northwestern Inv. Tournament Evanston, Ill. (Welsh-Ryan Arena)

W, Loyola (Md.), 67-54
L, Northwestern, 78-42

All-Tournament Team

Shaunda Roberts, Kentucky

Big Four ACC Classic Greensboro, N.C.

L, Duke, 73-54
L, N.C. State, 66-62

All-Tournament Team

Kim Denkins, Kentucky

1996-97

Western Michigan Tournament Kalamazoo, Mich. (University Arena)

L, Michigan, 68-54
W, Western Michigan, 61-44

*Villanova Wildcat Classic Villanova, Penn. (duPont Pavilion)

W, Alaska-Anchorage, 76-41
W, Villanova, 63-54

All-Tournament Team

MVP – Nikki Hay, Kentucky

1997-98

Nebraska CableVision Classic Lincoln, Neb. (Bob Devaney Sports Center)

W, Illinois-Chicago, 60-46
L, Nebraska, 68-59

All-Tournament Team

Laura Meadows, Kentucky
Tiffany Wait, Kentucky

*Citizen's Bank Dartmouth Classic Hanover, N.H. (Leede Arena)

W, UMass, 57-51
W, Northeastern, 76-39

All-Tournament Team

MVP – Jaye Barnes, Kentucky
Laura Meadows, Kentucky

1998-99

Rainbow Wahine Classic Honolulu, Hawaii (Stan Sheriff Center)

W, Louisville, 73-62
W, Hawaii, 66-57
L, UCLA, 64-54

All-Tournament Team

Jaye Barnes, Kentucky

*Wichita State Shocker Shootout Wichita, Kan. (Levitt Arena)

W, Eastern Illinois, 90-71
W, Wichita State, 58-51

All-Tournament Team

MVP – Jaye Barnes, Kentucky
Tiffany Wait, Kentucky

1999-00

Coaches vs. Cancer Challenge Hartford, Conn. (Hartford Civic Center)

L, Connecticut, 68-62
L, Clemson, 70-65

All-Tournament Team

Erica Jackson, Kentucky



REGULAR SEASON TOURNAMENTS

2000-01

Pepperdine Classic
Malibu, Calif. (Firestone Fieldhouse)
 L, Missouri, 86-51
 L, Houston, 78-77

Baptist Health Systems
Women's Fab Four Classic
Miami, Fla. (Golden Panther Arena)
 W, Florida International, 60-58

2001-02

Lady Tiger Classic
Memphis, Tenn. (Elma Roane Field House)
 W, Sam Houston State, 100-55
 L, Memphis, 63-55

All-Tournament Team
 Rita Adams, Kentucky
 SeSe Helm, Kentucky
 Charity Clay, UMKC
 Princess Swilley, Memphis
 MVP – Shannon Hamp, Memphis

***Dartmouth Blue Sky**
Restaurant Group Classic
Hanover, N.H. (Edward Leede Arena)
 W, Southern Mississippi, 59-44
 W, Lafayette, 83-60

All-Tournament Team
 MVP – SeSe Helm, Kentucky
 LaTonya McDole, Kentucky
 Katherine Hanks, Dartmouth
 Jennifer Bayer, Lafayette
 Lana Lewis, Southern Mississippi
 LaTasha Summerall, Southern Mississippi

2002-03

Seattle Times Husky Classic
Seattle, Wash. (Bank of America Arena)
 W, Pacific, 77-61
 L, Washington, 88-56

All-Tournament Team
 MVP - Giuliana Mendiola, Washington
 Sara Potts, Kentucky
 Loree Payne, Washington
 Andrea Lalum, Washington
 Nancy Dinges, Pacific
 Caitlin Crist, Saint Bonaventure

Hawaii Invitational
Honolulu, Hawaii (Stan Sheriff Center)
 L, Hawaii, 70-59
 W, Long Island, 72-64

All-Tournament Team
 Co-MVP - Christen Roper, Hawaii - (Co-MVP)
 Co-MVP - Natasja Allen, Hawaii
 Jenny Pfeiffer, Kentucky
 Tamika Dudley, Long Island
 Constance Jinks, UNLV
 Jade Abele, Hawaii

2003-04

Odwalla Classic
San Francisco, Calif. (War Memorial Gym)
 W, Duquesne, 90-83
 L, San Francisco, 67-59

All-Tournament Team
 MVP - SeSe Helm, Kentucky
 Keiko Tate, Kentucky

Carey Souer, San Francisco
 Toni Russell, San Francisco
 Ashley Hallstead, Davidson

2004-05

Paradise Jam (St. John Bracket - Round Robin)
St. Thomas, US Virgin Islands
(UVI Sports and Fitness Center)
 W, Duquesne, 73-70
 L, South Dakota State, 55-57
 L, #17/18 Rutgers, 60-75

All-Tournament Team
 MVP - Michelle Campbell, Rutgers
 Sara Potts, Kentucky
 Chelsea Newton, Rutgers
 Matee Ajavon, Rutgers
 Shannon Howell, Oregon State
 Shannon Schlagel, South Dakota State

Pepperdine Thanksgiving Classic
Malibu, Calif. (Firestone Fieldhouse)
 W, Indiana State 68-58
 W, Hofstra 67-54

All-Tournament Team
 MVP - Sarah Elliott, Kentucky
 Samantha Mahoney, Kentucky
 Jasmane Clarendon, Pepperdine
 Melanie Boeglin, Indiana State
 Cigi McCollin, Hofstra
 Lizanne Murphy, Hofstra

2005-06

Pepperdine Thanksgiving Classic
Malibu, Calif. (Firestone Fieldhouse)
 W, Indiana State 68-58
 W, Hofstra 67-54

All-Tournament Team
 MVP - Sarah Elliott, Kentucky
 Samantha Mahoney, Kentucky
 Jasmane Clarendon, Pepperdine
 Melanie Boeglin, Indiana State
 Cigi McCollin, Hofstra
 Lizanne Murphy, Hofstra

2006-07

Women's Sports Foundation Tournament
Lexington, Ky. (Memorial Coliseum)
 W, Washington State 80-51
 L, Indiana 51-54

All-Tournament Team
 MVP - Jamie Braun, Indiana
 Sarah Elliott, Kentucky
 Samantha Mahoney, Kentucky
 Kim Roberson, Indiana
 Alex Tchangoue, Wake Forest

Odwalla Classic
San Francisco, Calif. (War Memorial Gym)
 L, Delaware 70-86
 W, Southern Illinois 78-59

All-Tournament Team
 MVP - Tyresa Smith, Delaware
 Sarah Elliott, Kentucky
 Dominique Carter, San Francisco
 Chrissy Fisher, Delaware
 Carlai Moore, Southern Illinois

Wells Fargo New Year's Classic
San Antonio, Texas (USTA Convocation Center)
 W, Kent State 82-47
 W, Memphis 86-51

All-Tournament Team
 Sarah Elliott, Kentucky
 Vivian Ewalefo, UTSA
 Lynsey Freeman, UTSA
 Jamilah Humes, Kent State
 Aroha Jennings, Memphis

2007-08

Rainbow Wahine Classic
Honolulu, Hawaii (Stan Sheriff Center)
 L, Minnesota 80-92
 L, #21/22 Texas 60-72
 W, Lipscomb 76-55

All-Tournament Team
 MVP – Danielle Hood, Hartford
 Brittainey Raven, Texas
 Emily Fox, Minnesota
 Ashley Ellis-Milan, Minnesota
 Lyndra Littles, Virginia
 Monica Wright, Virginia
 Diana Delva, Hartford
 Marylynne Schaefer, Hartford

2008-09

Courtyard LaGuardia Turkey Classic
Brooklyn, N.Y. (Wellness, Recreating and Athletic Center)
 W, Yale, 87-82
 W, Long Island, 46-43

All-Tournament Team
 MVP - Carly Ormerod, Kentucky
 Amber Smith, Kentucky
 Connie James, Long Island
 Ashley Palmer, Long Island
 Melissa Colborne, Yale

2010-11

Lady Eagle Thanksgiving Classic sponsored by LaQuinta Inn
Hattiesburg, Miss. (Reed Green Coliseum)
 W, Murray State, 91-59
 W, Southern Miss, 79-60

All-Tournament Team
 MVP - A'dia Mathies, Kentucky
 Kastine Evans, Kentucky
 Jamierra Faulkner, Southern Miss
 Rachel Vigers, Southern Miss
 Mercedes Johnson, Louisiana-Lafayette
 Kayla Lowe, Murray State

2014-15

Paradise Jam (Reef Division)
St. Thomas, Virgin Islands (UVI Sports and Fitness Center)
 L, vs. Illinois 71-77
 W, vs. Oklahoma, ot, 92-88
 W, vs. USF, 61-57

All-Tournament Team
 MVP – Makayla Epps, Kentucky
 Jennifer O'Neill, Kentucky
 Courtney Williams, USF
 Ivory Crawford, Illinois
 Sharane Campbell-Olds, Oklahoma



CATS IN THE SOUTHEASTERN CONFERENCE

KENTUCKY AND THE SEC

Women's basketball first came under the auspices of the Southeastern Conference for the 1982-83 season. Games played between SEC teams before that time are not counted in the all-time SEC standings, since there was no uniform number of conference games played each season prior to that time. From 1980-85, the SEC champion was the winner of the SEC Tournament. Since 1986, the SEC champion has been determined by a round robin schedule. The tournament continues to be held to decide the recipient of the league's automatic NCAA tournament bid.

Ten Kentucky players have been named to the SEC All-Tournament team:

Valerie Still (1980, 1981, 1982*)

Patty Jo Hedges (1982)

Jodie Whitaker (1988)

Stacy McIntyre (1992)

Victoria Dunlap (2010, 2011)

A'dia Mathies (2010, 2012, 2013)

Keyla Snowden (2012)

Jennifer O'Neill (2014)

DeNesha Stallworth (2014)

Makayla Epps (2015, 2016)

**Tournament MVP*

Makayla Epps had a great performance in last year's SEC Tournament, becoming only the fourth player in school history to be named to the SEC All-Tournament Team twice.



ANNUAL SOUTHEASTERN CONFERENCE CHAMPIONS

Year	Overall Champion	SEC Overall	Coach	UK Seed/Finish	Tournament Champion (Site)
1980	Tennessee	33-5	Pat Head	Semifinals	Tennessee (Knoxville, Tenn.)
1981	Auburn	26-7	Joe Ciampi	Semifinals	Auburn (Baton Rouge, La.)
1982	Kentucky	24-8	Terry Hall	Finals	Kentucky (Lexington, Ky.)
1983	Georgia	4-4	27-7 Andy Landers	E2/Quarterfinals	Georgia (Knoxville, Tenn.)
1984	Georgia	7-1	30-3 Andy Landers	E3/Quarterfinals	Georgia (Athens, Ga.)
1985	Tennessee	4-4	22-10 Pat Summitt	E4/1st Round	Tennessee (Oxford, Miss.)
1986	Georgia	9-0	30-2 Andy Landers	6/Quarterfinals	Georgia (Athens, Ga.)
1987	Auburn	8-1	31-2 Joe Ciampi	7/Quarterfinals	Auburn (Albany, Ga.)
1988	Auburn	9-0	32-3 Joe Ciampi	10/Quarterfinals	Tennessee (Albany, Ga.)
1989	Auburn	9-0	32-2 Joe Ciampi	8/1st Round	Tennessee (Albany, Ga.)
1990	Tennessee	8-1	27-6 Pat Summitt	8/1st Round	Auburn (Albany, Ga.)
1991	Georgia	9-0	28-4 Andy Landers	5/Quarterfinals	LSU (Albany, Ga.)
1992	Ole Miss	11-0	29-3 Van Chancellor	6/Semifinals	Tennessee (Albany, Ga.)
1993	Tennessee	11-0	29-3 Pat Summitt	6/Quarterfinals	Vanderbilt (Chattanooga, Tenn.)
1994	Tennessee	11-0	31-2 Pat Summitt	7/Quarterfinals	Tennessee (Chattanooga, Tenn.)
1995	Tennessee	11-0	34-3 Pat Summitt	9/Quarterfinals	Vanderbilt (Chattanooga, Tenn.)
1996	Georgia	10-1	28-5 Andy Landers	12/1st Round	Tennessee (Chattanooga, Tenn.)
1997	Georgia	11-1	25-6 Andy Landers	10/1st Round	Auburn (Chattanooga, Tenn.)
1998	Tennessee	14-0	39-0 Pat Summitt	8/1st Round	Tennessee (Columbus, Ga.)
1999	Tennessee	13-1	31-3 Pat Summitt	7/Semifinals	Tennessee (Chattanooga, Tenn.)
2000	Georgia	13-1	32-4 Andy Landers	9/Quarterfinals	Tennessee (Chattanooga, Tenn.)
	Tennessee	13-1	33-4 Pat Summitt		
2001	Tennessee	14-0	31-3 Pat Summitt	12/1st Round	Georgia (Memphis, Tenn.)
2002	Tennessee	13-1	29-5 Pat Summitt	12/Quarterfinals	Vanderbilt (Nashville, Tenn.)
2003	Tennessee	14-0	33-5 Pat Summitt	9/1st Round	LSU (North Little Rock, Ark.)
2004	Tennessee	14-0	30-3 Pat Summitt	11/1st Round	Vanderbilt (Nashville, Tenn.)
2005	LSU	14-0	33-3 Pokey Chatman	10/1st Round	Tennessee (Greenville, S.C.)
2006	LSU	13-1	31-4 Pokey Chatman	4/Semifinals	Tennessee (North Little Rock, Ark.)
2007	Tennessee	14-0	34-3 Pat Summitt	7/Quarterfinals	Vanderbilt (Duluth, Ga.)
2008	LSU	14-0	31-6 Van Chancellor	4/Semifinals	Tennessee (Nashville, Tenn.)
2009	Auburn	12-2	30-4 Nell Fortner	10/1st Round	Vanderbilt (North Little Rock, Ark.)
2010	Tennessee	15-1	32-3 Pat Summitt	2/Finals	Tennessee (Duluth, Ga.)
2011	Tennessee	16-0	34-3 Pat Summitt	2/Finals	Tennessee (Nashville, Tenn.)
2012	Kentucky	13-3	28-7 Matthew Mitchell	1/Semifinals	Tennessee (Nashville, Tenn.)
2013	Tennessee	13-3	30-6 Pat Summitt	2/Finals	Texas A&M (Duluth, Ga.)
2014	South Carolina	14-2	29-5 Dawn Staley	4/Finals	Tennessee (Duluth, Ga.)
2015	South Carolina	15-1	34-3 Dawn Staley	6/Semifinals	South Carolina (Little Rock, Ark.)
	Tennessee	15-1	30-6 Holly Warlick		
2016	South Carolina	16-0	33-2 Dawn Staley	4/Semifinals	South Carolina (Jacksonville, Fla.)

Note: From 1980-85, the SEC champion was the winner of the SEC Tournament. Since 1986, the SEC champion has been determined by a round-robin schedule. The tournament continues to be held to decide the recipient of the league's automatic NCAA tournament bid.

The 2017 SEC Women's Tournament will be held at Bon Secours Wellness Arena in Greenville, S.C., on March 1-5. Seeds 11 through 14 will compete in the opening games of the bracket on Wednesday, with the rest of the event continuing on Thursday.

Future SEC Tournament Dates & Sites

2018 - Feb. 28 - March 4, Bridgestone Arena, Nashville, Tenn.



UK IN THE SEC TOURNAMENT

SEC TOURNAMENT RECORDS

TEAM RECORDS

Most Points In a Game

UK: 106 vs. Mississippi State 1/30/1981
Opp: 100 (Tennessee) 3/5/1988

Fewest Points In a Game

UK: 40 vs. Georgia 3/2/2007
Opp: 38 (Georgia) 3/9/2013

Most Rebounds

UK: 57 vs. Arkansas 3/6/1992
Opp: 61 (Florida) 3/2/1990

Fewest Rebounds

UK: 25 vs. LSU 3/4/2006 and
25 vs. Alabama 2/26/1982
Opp: 26 (Mississippi State) 2/28/2002

Highest Field Goal Percentage

UK: 66.7% vs. Mississippi State 1/30/1981
Opp: 58.0% (LSU) 3/1/2001

Lowest Field Goal Percentage

UK: 20.0% vs. Georgia 3/2/2007
Opp: 22.2% (Georgia) 3/9/2013

Highest Free Throw Percentage

UK: 90.5% vs. Vanderbilt 3/5/1994
Opp: 93.3% (Auburn) 3/3/2005

Lowest Free Throw Percentage

UK: 30.4% (7-of-23) vs. Florida 3/2/1990
Opp: 40.0% (Mississippi St.) 2/23/1985, (LSU) 3/4/11

Highest 3-Point Field Goal Percentage

UK: 62.5% vs. Vanderbilt 3/4/1988
Opp: 77.8% (UGA) 3/5/2009

Lowest 3-Point Field Goal Percentage

UK: 0.0% vs. LSU 3/1/2001
Opp: 0.0% (Tennessee) 3/4/1995

Field Goals Made

UK: 37 vs. Alabama 2/26/1982
Opp: 37 (Tennessee) 3/5/1988
37 (South Carolina) 3/5/2016

Field Goals Attempted

UK: 85 vs. Alabama 3/7/1992
Opp: 82 (Tennessee) 3/5/1988

3-Point Field Goals Made

UK: 10 vs. Auburn 3/3/1995
Opp: 16 (Tennessee) 3/6/11

3-Point Field Goals Attempted

UK: 24 vs. Texas A&M 3/10/2013
Opp: 33 (South Carolina) 3/4/1994

Free Throws Made

UK: 30 vs. LSU 2/26/1999
Opp: 34 (LSU) 3/3/2012

Free Throws Attempted

UK: 40 vs. LSU 2/26/1999
40 vs. LSU 3/3/2016
Opp: 43 (LSU) 3/3/2012

Assists

UK: 29 vs. LSU 2/27/1982
Opp: 29 (Tennessee) 3/28/1982

Steals

UK: 14 vs. Vanderbilt 3/8/2013; LSU 2/26/1999;
Auburn 1/31/1981
Opp: 13 (Alabama) 3/7/1992

Blocked Shots

UK: 8 vs. Texas A&M 3/10/13; LSU 2/26/1999
Opp: 10 (Tennessee) 3/6/11

Turnovers- High

UK: 25 vs. Mississippi State 2/23/1985
Opp: 28 (Mississippi State) 3/6/2010

Turnovers- Low

UK: 5 vs. South Carolina 3/8/2014
Opp: 7 (Tennessee) 3/5/1988

Margin of Victory

24 vs. Auburn 3/4/1995 and MSU 1/30/1981

Margin of Defeat

34 (Tennessee) 3/5/1988

INDIVIDUAL RECORDS BY KENTUCKY

Points

34 Valerie Still vs. LSU 2/27/1982

Rebounds

19 Jennifer Humphrey vs. Arkansas
3/1/2007

Field Goals Made

13 Valerie Still vs. Tennessee 2/28/1982
13 Valerie Still vs. Mississippi State 1/30/1981

Field Goals Attempted

26 Jodie Whitaker vs. Tennessee
3/5/1988

Free Throws Made

11 Stacey Reed vs. South Carolina
3/4/1994
11 A'dia Mathies vs. Mississippi St. 3/6/2010

Free Throws Attempted

14 Stacey Reed vs. South Carolina 3/4/1994

3-Point Goals Made

5 Sara Potts vs. Auburn 3/6/2003
5 Keyla Snowden vs. LSU 3/3/2012

3-Point Goals Attempted

13 Shaunda Roberts vs. Auburn 3/1/1996
13 Keyla Snowden vs. LSU 3/3/2012
13 Jennifer O'Neil vs. Texas A&M 3/10/2013

Assists

15 Patty Jo Hedges vs. LSU 2/27/1982

Steals

6 Leslie Nichols vs. LSU 3/1/1986
6 Valerie Still vs. Auburn 1/31/1981

Blocked Shots

5 Victoria Dunlap vs. Mississippi St. 3/6/2010

Turnovers

8 Sandy Harding vs. Georgia 3/8/1987
8 Laurie Hudgens vs. Mississippi State
2/23/1985

INDIVIDUAL RECORDS BY OPPONENTS

Points

29 Seimone Augustus (LSU) 3/4/2006

Rebounds

17 Lori Monroe (Auburn) 3/3/1983
17 Tiffany Clarke (Vanderbilt) 3/5/2011

Field Goals Made

13 Sonya Meadows (Mississippi State)
1/30/1981
13 Seimone Augustus (LSU) 3/4/2006

Field Goals Attempted

26 Daisy Casher (MSU) 2/23/1985

Free Throws Made

13 Shannon Johnson (South Carolina) 3/4/1994

Free Throws Attempted

17 Shannon Johnson (South Carolina) 3/4/1994

3-Point Goals Made

7 Angie Bjorklund (Tennessee) 3/6/2011
7 Jasmine Lister (Vanderbilt) 3/8/2013

3-Point Goals Attempted

12 Christi Timmons (USC) 3/4/1994

Assists

12 Lea Henry (UT) 2/28/1982

Steals

6 Armelie Lumanu (MSU) 3/6/2010

Blocked Shots

6 Carla Thomas (Vanderbilt) 3/4/2004

Turnovers

10 Bonita Branch (LSU) 3/1/1986
10 Armelie Lumanu (MSU) 3/6/2010

KENTUCKY'S SEC TOURNAMENT HISTORY

10 Team Format UK Seed

1980	Knoxville	Alabama (QF)	77-69	W
		Ole Miss (SF)	62-79	L
1981	Baton Rouge	Miss. State (QF)	106-82	W
		Auburn (SF)	66-70	L
		Georgia (Con.)	62-72	L
1982	Lexington	Florida (1st)	89-87	W
		Alabama (QF)	82-76	W
		LSU (SF)	85-71	W
		Tennessee (F)	80-74	W
1983	Knoxville	E2 Auburn (QF)	70-85	L
1984	Athens	E3 LSU (QF)	81-91	L
1985	Lexington	E4 Miss. State (1st)	55-58	L
1986	Athens	6 LSU (QF)	66-67	L
1987	Albany	7 Florida (1st)	75-53	W
		Georgia (QF)	64-67	L
1988	Albany	10 Vanderbilt (1st)	75-67	W
		Tennessee (QF)	66-100	L
1989	Albany	8 Florida (1st)	64-67	L
1990	Albany	8 Florida (1st)	54-70	L
1991	Albany	5 LSU (QF)	79-96	L

12 Team Format UK Seed

1992	Albany	6 Arkansas (1st)	79-63	W
		Alabama (QF)	95-87	W
		Tennessee (SF)	84-90	L
1993	Chattanooga	6 Miss. State (1st)	84-73	W
		Vanderbilt (QF)	61-68	L
1994	Chattanooga	7 South Carolina (1st)	83-80	W
		Vanderbilt (QF)	67-72	L
1995	Chattanooga	9 Auburn (1st)	75-51	W
		Tennessee (QF)	62-74	L
1996	Chattanooga	12 Auburn (1st)	43-58	L
1997	Chattanooga	10 Arkansas (1st)	60-71	L
1998	Columbus	8 Miss. State (1st)	48-67	L
1999	Chattanooga	7 Ole Miss (1st)	75-59	W
		LSU (QF)	81-71	W

		Georgia (SF)	62-68	L
2000	Chattanooga	9 Alabama (1st)	67-63	W
		Georgia (QF)	45-63	L
2001	Memphis	12 LSU (1st)	57-72	L
2002	Nashville	12 Miss. State (1st)	75-72	W
		LSU (QF)	62-74	L
2003	N. Little Rock	9 Auburn (1st)	62-68	L
2004	Nashville	11 Vanderbilt (1st)	41-60	L
2005	Greenville	10 Auburn (1st)	57-62	L
2006	N. Little Rock	4 Florida (QF)	88-70	W
		LSU(SF)	52-79	L
2007	Duluth, Ga.	7 Arkansas (1st)	72-57	W
		Georgia (QF)	40-72	L
2008	Nashville	4 Georgia (QF)	57-50	W
		LSU (SF)	49-66	L
2009	N. Little Rock	10 Georgia (1st)	64-82	L
2010	Duluth, Ga.	2 Auburn (QF)	65-54	W
		Miss. State (SF)	76-65	W
		Tennessee (F)	62-70	L
2011	Nashville	2 LSU (QF)	60-58	W
		Vanderbilt (SF)	69-56	W
		Tennessee (F)	65-90	L
2012	Nashville	1 Florida (QF)	71-67	W
		LSU (SF)	61-72	L
2013	Duluth, Ga.	2 Vanderbilt (QF)	76-65	W
		Georgia (SF)	60-38	W
		Texas A&M (F)	67-75	L
2014	Duluth, Ga.	4 Florida (QF)	75-70	W
		South Carolina (SF)	68-58	W
		Tennessee (F)	70-71	L
2015	Little Rock, Ark.	6 Vanderbilt (2nd)	67-61	W
		Miss. State (QF)	76-67	W
		Tennessee (SF)	75-64	L
2016	Jacksonville, Fla.	4 LSU (2nd)	79-71	W
		Florida (QF)	92-69	W
		South Carolina (SF)	93-63	L

KENTUCKY IN THE SEC TOURNAMENT (1980-2015)

SEC TOURNAMENT RECORD: 33-37 (.471)

First Round Games: 11-11 (.500)

Second Round Games: 2-0 (1.000)

Quarterfinal Games: 14-12 (.538)

Semifinal Games: 5-9 (.357)

Consolation Game: 0-1 (.000)

Championship Games: 1-4 (.200)

1982 - W, Tennessee, 80-74 (H)

2010 - L, Tennessee, 70-62 (N)

2011 - L, Tennessee, 90-65 (N)

2013 - L, Texas A&M, 75-67 (N)

2014 - L, Tennessee, 71-70 (N)

SEC Championship Titles: 1 - 1982 (UK 80, UT 74)

	UK vs. SEC	MM Era
vs. Alabama:	4-0	
vs. Arkansas:	2-1	
vs. Auburn:	2-5.....	1-0
vs. Florida:	6-2.....	3-0
vs. Georgia:	2-6*.....	2-1
vs. LSU:	4-8.....	2-2
vs. Ole Miss:	1-1	
vs. Mississippi St.:	5-2.....	2-0
vs. South Carolina:	2-1.....	1-1
vs. Tennessee:	1-7.....	0-4
vs. Texas A&M:	0-1.....	0-1
vs. Vanderbilt:	4-3.....	3-0

*Includes 1981 consolation game vs. Georgia



UK IN THE NCAA TOURNAMENT

NCAA TOURNAMENT RECORDS

TEAM RECORDS

Most Points In a Game

UK: 106 vs. Wright State 3/22/2014
Opp: 99 (Dayton) 3/20/2015

Fewest Points In a Game

UK: 60 vs. Louisiana Tech 3/20/1982
Opp: 31 (UNC Asheville) 3/19/2016

Most Rebounds

UK: 67 vs. Wright State 3/22/2014
Opp: 55 (North Carolina) 3/21/2011

Fewest Rebounds

UK: 25 vs. Louisiana Tech 3/20/1982
Opp: 25 (Nebraska) 3/28/2010

Highest Field Goal Percentage

UK: 59.1% (39-of-66) vs. Illinois 3/14/1982
Opp: 64.6% (31-of-48) (Indiana) 3/18/1983

Lowest Field Goal Percentage

UK: 31.1% vs. Connecticut 3/27/2012
Opp: 20.6% (13-of-63) (UNC Asheville) 3/16/2016

Highest Free Throw Percentage

UK: 100% (4-of-4) vs. Michigan State 3/20/2006
Opp: 95.0% (19-of-20) (Delaware) 3/30/2013

Lowest Free Throw Percentage

UK: 0.0% (0-1) vs. Drake 3/12/1986
Opp: 28.6% (6-21) (Louisiana Tech) 3/20/1982

Highest 3-Point Field Goal Percentage

UK: 63.6% (7-of-11) vs. Liberty 3/20/2010
Opp: 61.1% (11-of-18) (Dayton) 3/22/2015

Lowest 3-Point Field Goal Percentage

UK: 11.1% (1-of-9) vs. Chattanooga 3/18/2006
Opp: 12.0% (3-of-25) (UNC Asheville) 3/19/16

Field Goals Made

UK: 44 vs. Wright State 3/22/2014
Opp: 38 (Louisiana Tech) 3/20/1982

Field Goals Attempted

UK: 81 vs. North Carolina 3/21/2011
Opp: 83 (Wright State) 3/22/2014

3-Point Field Goals Made

UK: 12 vs. Gonzaga 3/25/2012
Opp: 11 (Dayton) 3/22/2015, (Washington) 3/25/16

3-Point Field Goals Attempted

UK: 24, twice, vs. Delaware 3/30/2013 & Dayton 3/26/2013
Opp: 28 (Washington) 3/25/16

Free Throws Made

UK: 31 vs. Nebraska 3/13/1999 and Tenn. St. 3/20/2015
Opp: 32 (UCLA) 3/15/1999

Free Throws Attempted

UK: 42 vs. Tennessee State 3/20/2015
Opp: 35 (Nebraska) 3/13/1999, UCLA 3/15/1999 and UConn 3/27/2012

Assists

UK: 27 vs. Drake 3/12/1986
Opp: 24 (Louisiana Tech) 3/20/1982

Steals

UK: 18 vs. Tennessee State 3/20/2015
Opp: 21 (Green Bay) 3/19/2012

Blocked Shots

UK: 12 vs. Wright State 3/22/2014
Opp: 10 (Connecticut) 4/1/2013

Turnovers- High

UK: 34 vs. Green Bay 3/19/2012
Opp: 26 (South Carolina 3/18/1982, Tennessee State 3/20/2015)

Turnovers- Low

UK: 5 vs. Dayton 3/22/2015
Opp: 7 (Washington) 3/25/16

Largest Margin of Victory

54 vs. UNC Asheville 3/19/2016

Largest Margin of Defeat

24 (UCLA) 3/15/1999

INDIVIDUAL RECORDS BY UK

Points (30 or more)

34 A'dia Mathies vs. Dayton 3/26/2013
32 A'dia Mathies vs. Liberty 3/20/2010
31 Victoria Dunlap vs. Oklahoma 3/30/2010
30 Lea Wise vs. Illinois 3/14/1982
30 Makayla Epps vs. Washington 3/25/16

Rebounds

14 Samarie Walker vs. Wright State 3/22/2014
14 Evelyn Akhator vs. Washington 3/25/16
13 Valerie Still vs. Illinois 3/14/1982
13 Valerie Still vs. South Carolina 3/18/1982
13 Valerie Still vs. Indiana 3/18/1983
13 Victoria Dunlap vs. Oklahoma 3/30/2010
13 Samarie Walker vs. McNeese State 3/17/2012
13 Samarie Walker vs. Green Bay 3/19/2012

Field Goals Made (10 or more made)

15 Lea Wise vs. Illinois 3/14/1982
13 A'dia Mathies vs. Dayton 3/26/2013
13 Makayla Epps vs. Washington 3/25/16

Field Goals Attempted

26 Makayla Epps vs. Washington 3/25/16

Free Throws Made

12 A'dia Mathies vs. Liberty 3/20/2010

Free Throws Attempted

17 A'dia Mathies vs. Liberty 3/20/2010

3-Point Goals Made

6 A'dia Mathies vs. Dayton 3/26/2013

3-Point Goals Attempted

10 Keyla Snowden vs. UNC3/21/2011

Assists

13 Patty Jo Hedges vs. Illinois 3/14/1982

Steals

5 Victoria Dunlap vs. Liberty 3/20/2010
5 Jennifer O'Neill vs. Dayton 3/22/2015

Blocked Shots

6 Alexis Jennings vs. Oklahoma, 3/21/2016

Turnovers

10 Lea Wise vs. Louisiana Tech 3/20/1982

INDIVIDUAL RECORDS BY OPPONENTS

Points

35 Wanda Ford (Drake) 3/12/1986

Rebounds

19 Sheila Foster (South Carolina) 3/18/1982

Field Goals Made

15 Wanda Ford (Drake) 3/12/1986

Field Goals Attempted

25 Talia Walton (Washington) 3/25/16

Free Throws Made

15 Maylana Martin (UCLA) 3/15/1999

Free Throws Attempted

15 Maylana Martin (UCLA) 3/15/1999

3-Point Goals Made

4 Choicetta McMillian (Hampton) 3/19/2011
4 Amber Deane (Dayton) 3/22/2015
4 Brianna Lawrence (Tennessee State) 3/20/2015
4 Chantel Osahor (Washington) 3/25/16

3-Point Goals Attempted

9 Choicetta McMillian (Hampton) 3/19/2011
9 Talia Walton (Washington) 3/25/16

Assists

11 Niya Johnson (Baylor) 3/29/2014

Steals

10 Jule Wojta (Green Bay) 3/19/2012

Blocked Shots

6 Jodie Cornelie (Dayton) 3/22/2015
5 Jessica Breland (North Carolina) 3/21/2011

Turnovers

8 Samantha MacKay (Dayton) 3/26/2013
8 Megan Lukan (Green Bay) 3/19/2012
8 Amber Mays (Liberty) 3/20/2010

KENTUCKY IN THE NCAA TOURNAMENT

Appearances: 13, including seven consecutive
Overall Record: 19-13, 15-7 under Matthew Mitchell
First Round Games: 10-3, 7-0 under Mitchell
Second Round Games: 5-4, 5-2 under Mitchell
Regional Semifinals: 4-2, 3-2 under Mitchell
Regional Finals: 0-4, 0-3 under Mitchell

vs. Baylor: 0-1	vs. North Carolina: 0-1
vs. Chattanooga: 1-0	vs. UNC Asheville: 1-0
vs. Connecticut: 0-2	vs. Oklahoma: 1-1
vs. Dayton: 1-1	vs. South Carolina: 1-0
vs. Delaware: 1-0	vs. Syracuse: 1-0
vs. Drake: 0-1	vs. Tennessee State: 1-0
vs. Gonzaga: 1-0	vs. UCLA: 0-1
vs. Green Bay: 1-0	vs. Washington: 0-1
vs. Hampton: 1-0	vs. Wright State: 1-0
vs. Indiana: 0-1	
vs. Illinois: 1-0	
vs. James Madison: 0-1	
vs. Liberty: 1-0	
vs. Louisiana Tech: 0-1	
vs. McNeese State: 1-0	
vs. Michigan State: 1-1	
vs. Navy: 1-0	
vs. Nebraska: 2-0	



NCAA TOURNAMENT GAME-BY-GAME STATISTICS

2016

Date	Opponent	Round	Attend	FG	FGA	Pct	3FG	FGA	Pct	FT	FTA	Pct	Off	Def	Tot	Avg	PF	A	TO	Blk	Stl	Pts
3/19/16	Kentucky	1st Rd	2,701	33	66	.500	8	16	.500	11	14	.786	15	35	50	39.9	11	17	10	7	8	85
	UNC Asheville			13	63	.206	3	25	.120	2	5	.400	14	17	31	34.1	17	4	15	3	4	31
3/21/16	Kentucky	2nd Rd	3,056	22	58	.379	6	13	.462	29	38	.763	11	30	41	39.9	17	12	10	8	3	79
	Oklahoma			18	66	.273	6	22	.273	16	19	.842	17	23	40	34.2	26	11	13	5	4	58
3/25/16	Kentucky	Sweet 16	8,509	32	80	.400	5	21	.238	3	9	.333	13	31	44	40.0	18	13	7	1	3	72
	Washington			33	67	.493	11	28	.393	8	16	.500	5	37	42	34.5	13	16	7	4	4	85

2015

Date	Opponent	Round	Attend	FG	FGA	Pct	3FG	FGA	Pct	FT	FTA	Pct	Off	Def	Tot	Avg	PF	A	TO	Blk	Stl	Pts
3/20/15	Kentucky	1st Rd	3,223	29	59	.492	8	19	.421	31	42	.738	16	36	52	52.0	19	17	17	7	18	97
	Tennessee State			18	69	.261	7	24	.292	9	13	.692	15	19	34	34.0	27	12	26	1	9	52
3/22/13	Kentucky	2nd Rd	3,320	33	76	.434	4	13	.308	24	38	.632	15	19	34	34.0	25	12	5	4	11	94
	Dayton			30	53	.566	11	18	.611	28	31	.903	5	37	42	42.0	31	16	24	9	1	99

2014

Date	Opponent	Round	Attend	FG	FGA	Pct	3FG	FGA	Pct	FT	FTA	Pct	Off	Def	Tot	Avg	PF	A	TO	Blk	Stl	Pts
3/22/14	Kentucky	1st Rd	5,404	44	80	.550	7	14	.500	11	15	.733	18	49	67	67.0	22	19	22	12	4	106
	Wright State			19	83	.229	3	18	.167	19	32	.594	21	19	40	40.0	14	2	13	4	9	60
3/24/14	Kentucky	2nd Rd	4,661	21	58	.362	4	12	.333	18	28	.643	16	22	38	52.5	19	12	15	6	15	64
	Syracuse			21	63	.333	5	25	.200	12	16	.750	18	23	41	40.5	24	6	23	4	4	59
3/29/13	Kentucky	Sweet 16	8,774	24	69	.348	3	12	.250	21	26	.808	16	23	39	48.0	25	10	8	4	5	72
	#5/6 Baylor			32	67	.478	4	10	.400	22	27	.815	15	32	47	42.7	17	23	9	4	6	90

2013

3/24/13	Kentucky	1st Rd	2,717	23	60	.383	3	11	.273	12	15	.800	15	28	43	43.0	11	10	19	4	16	61
	Navy			15	47	.319	6	22	.273	5	13	.385	7	23	30	30.0	14	9	25	2	7	41
3/26/13	Kentucky	2nd Rd	1,144	32	68	.471	8	24	.333	12	16	.750	13	21	34	38.5	23	12	16	2	12	84
	#18/15 Dayton			21	47	.447	4	13	.308	24	30	.800	8	24	32	31.0	15	12	23	2	9	70
3/30/13	Kentucky	Sweet 16	6,031	25	62	.403	7	24	.292	12	19	.632	18	17	35	37.3	18	9	11	2	10	69
	#15/16 Delaware			21	53	.396	1	6	.167	19	20	.950	16	24	40	34.0	21	7	19	1	4	62
4/1/13	Kentucky	Elite Eight	8,594	19	62	.306	4	16	.250	11	15	.733	11	22	33	36.2	20	9	21	5	9	53
	#3/3 Connecticut			29	56	.518	4	11	.364	21	23	.913	7	34	41	35.8	18	12	18	10	11	83

2012

3/17/12	Kentucky	1st Rd	4,695	25	63	.397	2	17	.118	16	28	.571	22	36	58	58.0	25	15	20	8	6	68
	McNeese State			21	70	.300	2	9	.222	18	25	.720	18	22	40	40.0	21	9	13	2	12	62
3/19/12	Kentucky	2nd Rd	3,254	25	49	.510	4	10	.400	11	16	.688	11	28	39	48.5	16	15	34	4	11	65
	#10/10 Green Bay			21	60	.350	5	17	.294	15	17	.882	12	18	30	35.0	19	14	24	1	21	62
3/25/12	Kentucky	Sweet 16	6,031	27	61	.443	12	21	.571	13	22	.591	17	27	44	47.0	14	18	14	2	9	79
	RV/#24 Gonzaga			27	67	.403	1	6	.167	7	9	.778	14	20	34	34.7	19	12	10	1	8	62
3/27/12	Kentucky	Elite Eight	5,184	19	61	.311	6	21	.286	21	22	.955	14	12	26	41.8	23	8	10	1	8	65
	#3/3 Connecticut			23	45	.511	4	15	.267	30	35	.857	12	28	40	36.0	19	21	18	3	7	80

2011

3/19/11	Kentucky	1st Rd	3,934	22	64	.344	8	19	.421	14	19	.737	15	25	40	40.0	17	14	13	6	8	66
	Hampton (OT)			23	63	.365	6	15	.400	10	13	.769	17	28	45	45.0	16	11	17	6	4	62
3/21/11	Kentucky	2nd Rd	4,014	28	81	.346	5	23	.217	13	17	.765	15	16	31	35.5	23	10	8	3	8	74
	# 14 North Carolina			28	58	.483	3	7	.429	27	30	.900	15	40	55	50.0	21	19	22	8	6	86

2010

3/20/10	Kentucky	1st Rd	3,560	25	49	.510	7	11	.636	26	36	.722	9	17	26	26.0	17	15	15	2	16	83
	Liberty			32	64	.500	2	9	.222	11	16	.688	17	21	38	38.0	25	8	22	1	8	77
3/22/10	Kentucky	2nd Rd	3,361	25	59	.424	3	13	.231	17	28	.607	11	29	40	33.0	13	13	11	4	14	70
	#24/25 Michigan St.			19	55	.345	2	12	.167	12	15	.800	8	29	37	37.5	21	9	18	5	8	52
3/28/10	Kentucky	Sweet 16	5,907	31	62	.500	8	16	.500	6	12	.500	13	23	36	34.0	21	15	16	3	10	76
	#4 Nebraska			24	51	.471	5	12	.417	14	20	.700	7	18	25	33.3	15	10	16	2	5	67
3/30/10	Kentucky	Elite Eight	4,021	23	70	.329	2	17	.118	20	22	.909	20	14	34	34.0	17	6	14	0	12	68
	#12 Oklahoma			32	52	.615	5	15	.333	19	21	.905	8	28	36	34.0	18	15	21	2	8	88

2006

3/18/06	Kentucky	1st Rd	3,396	23	50	.460	1	9	.111	22	31	.710	13	27	40	40.0	14	13	20	5	11	69
	Chattanooga			24	63	.381	6	27	.222	5	8	.625	14	17	31	31.0	19	13	19	2	9	59
3/20/06	Kentucky	2nd Rd	3,212	26	62	.419	7	20	.350	4	4	1.000	10	23	33	36.5	16	15	14	7	8	63
	#16/17 Michigan State			25	59	.424	3	12	.250	14	19	.737	14	26	40	35.5	5	12	13	4	5	67



NCAA TOURNAMENT GAME-BY-GAME STATISTICS

1999

3/13/99	Kentucky Nebraska	1st Rd	2,390	31 30	59 60	.525 .500	5 5	12 11	.416 .454	31 27	40 35	.775 .771	18 16	19 15	37 31	26 29	13 11	24 22	2 0	12 12	98 92
3/15/99	Kentucky UCLA	2nd Rd	2,604	21 26	64 55	.328 .472	5 3	23 11	.217 .272	16 32	25 35	.64 .914	14 12	19 33	33 45	26 18	63 10	17 20	1 3	10 9	63 87

1991

3/13/91	Kentucky James Madison	1st Rd	-	24 28	48 59	.500 .475	3 1	9 8	.333 .125	11 13	16 19	.688 .684	4 1	24 2	28 3	18 15	8 16	21 13	0 2	4 11	62 70
---------	---------------------------	--------	---	----------	----------	--------------	--------	--------	--------------	----------	----------	--------------	--------	---------	---------	----------	---------	----------	--------	---------	----------

1986

3/12/86	Kentucky Drake	1st Rd	-	35 32	71 53	.493 .604	- -	- -	- -	0 9	1 16	.000 .563	- -	- -	31 30	16 9	27 20	13 13	0 3	7 7	70 73
---------	-------------------	--------	---	----------	----------	--------------	--------	--------	--------	--------	---------	--------------	--------	--------	----------	---------	----------	----------	--------	--------	----------

1983

3/18/83	Kentucky Indiana	1st Rd	-	28 31	75 48	.373 .646	- -	- -	- -	20 25	30 31	.667 .806	- -	- -	42 35	24 24	14 18	19 20	2 5	5 5	76 87
---------	---------------------	--------	---	----------	----------	--------------	--------	--------	--------	----------	----------	--------------	--------	--------	----------	----------	----------	----------	--------	--------	----------

1982

3/14/82	Kentucky Illinois	1st Rd	-	39 37	66 80	.591 .463	- -	- -	- -	10 6	24 9	.417 .667	- -	- -	47 37	19 23	24 21	24 15	1 2	1 17	88 80
3/18/82	Kentucky South Carolina	2nd Rd	-	33 32	74 67	.446 .478	- -	- -	- -	7 5	16 9	.438 .556	- -	- -	35 50	14 17	17 18	12 26	0 4	12 6	73 69
3/20/82	Kentucky Louisiana Tech	Regional Finals	-	26 38	58 68	.448 .559	- -	- -	- -	8 6	9 21	.889 .286	- -	- -	25 42	19 19	15 24	21 16	0 4	4 14	60 82

KENTUCKY'S NCAA TOURNAMENT HISTORY

Year	Region	Site	UK (Seed)	Opponent (Seed)	Round	Result
1982	Midwest	Lexington, Ky. Ruston, La.	Kentucky (2)	Illinois (7) South Carolina (3) Louisiana Tech (1)	1st Regional Semifinals Regional	W, 88-80 W, 73-69 Finals L, 60-82
1983	Mideast	Lexington, Ky.	Kentucky (3)	Indiana (6)	1st	L, 76-87
1986	Midwest	Des Moines, Iowa	Kentucky (7)	Drake (10)	1st	L, 70-73
1991	East	Harrisonburg, Va.	Kentucky (9)	James Madison (8)	1st	L, 62-70
1999	West	Los Angeles, Calif.	Kentucky (6)	Nebraska (11) UCLA (3)	1st 2nd	W, 98-92 L, 63-87
2006	Bridgeport	Chicago, Ill.	Kentucky (5)	Chattanooga (12) Michigan State (4)	1st 2nd	W, 69-59 L, 63-67
2010	Kansas City	Louisville, Ky. Kansas City, Mo.	Kentucky (4)	Liberty (13) Michigan State (5) Nebraska (1) Oklahoma (3)	1st 2nd Regional Semifinals Regional Finals	W, 83-77 W, 70-52 W, 76-67 L, 68-88
2011	Spokane	Albuquerque, N.M.	Kentucky (4)	Hampton (13) North Carolina (5)	1st 2nd	W, 66-62 (OT) L, 74-86
2012	Kingston	Ames, Iowa Kingston, R.I.	Kentucky (2)	McNeese State (15) Green Bay (7) Gonzaga (11) Connecticut (1)	1st 2nd Regional Semifinals Regional Finals	W, 68-62 W, 65-62 W, 79-62 L, 65-80
2013	Bridgeport	Queens, N.Y. Bridgeport, Conn.	Kentucky (2)	Navy (15) Dayton (7) Delaware (6) Connecticut (1)	1st 2nd Regional Semifinals Regional Finals	W, 61-41 W, 84-70 W, 69-62 L, 53-84
2014	South Bend	Lexington, Ky. South Bend, Ind.	Kentucky (3)	Wright State (14) Syracuse (6) Baylor (2)	1st 2nd Regional Semifinals	W, 106-60 W, 64-59 L, 72-90
2015	Albany	Lexington, Ky.	Kentucky (2)	Tennessee State (15) Dayton (7)	1st 2nd	W, 97-52 L, 99-94
2016	Lexington	Lexington, Ky. Lexington, Ky.	Kentucky (3)	UNC Asheville (14) Oklahoma (6) Washington (7)	1st 2nd Regional Semifinals	W, 85-31 W, 79-58 L, 85-72



CATS IN THE NCAA TOURNAMENT



Back Row (L-R): Alex Day (Mgr.), Mitchell Long (Mgr.), Camryn Whitaker (Assistant Coach), Tamika Williams-Jeter (Assistant Coach), Allison King (Mgr.), Torian Atkins (Mgr.), Courtney Jones (Athletic Trainer), Beth Price (Staff Support Associate), John Spurlock (Strength & Conditioning), Tiffany Hayden (Academic Counselor), Will Alton (Video Coordinator), Morgan Jett (Mgr.), Kim Troxall (Creative Director), Kortez Wilson (Equipment Manager), Adeniyi Amadou (Assistant Coach), Amani Franklin (Staff Support Associate). **Middle Row (L-R):** Morgan Rich, Evelyn Akhator, Alyssa Rice, Ivana Jakubcova, Alexis Jennings, Batouly Camara, Kyvin Goodin-Rogers, Makenzie Cann. **Front Row (L-R):** Maci Morris, Chrishae Rowe, Janee Thompson, Matthew Mitchell (Head Coach), Linnae Harper, Makayla Epps, Taylor Murray.

2015-16

Overall Record: 25-8

NCAA First & Second Rounds • Lexington, Ky.
NCAA Lexington Regional • Lexington, Ky.

1st • #12/13 Kentucky 85, UNC Asheville 31
 2nd • #12/13 Kentucky 79, #24/23 Oklahoma 58
 Sweet 16 • Washington 85, #12/13 Kentucky 72

- Matthew Mitchell led UK to its school-record seventh consecutive and 12th overall NCAA Tournament.
- UK earned a No. 3 seed in the tournament for the third time in program history and hosted the first and second rounds of the event for the third straight season.
- Kentucky recorded its highest margin of victory in an NCAA Tournament appearance in program history, besting the previous margin by eight. The 31 points scored by UNC Asheville were also an NCAA Tournament opponent low by 10 points..
- Makayla Epps netted a season-high 30 points in the setback to Washington in the Sweet 16 setback, which was the fifth 30-point performance in UK NCAA Tournament history. Evelyn Akhator tied the UK NCAA Tournament record with 14 rebounds.



Back Row (L-R): Morgan Jett (Mgr.), Abby Newton (Student Athletic Trainer), Courtney Jones (Senior Athletic Trainer), Beth Price (Staff Support Associate), John Spurlock (Strength & Conditioning Coach), Tiffany Hayden (Academic Counselor), Will Alton (Video Coordinator), Eric Huster (Mgr.), Alex Day (Mgr.). **Middle Row (L-R):** Amani Franklin (Staff Support Associate), Crystal Riley (Staff Support Associate), Tamika Williams (Assistant Coach), Christian Stefanopoulos (Assistant Coach). **Back Row (L-R):** Alyssa Rice, Jelléah Sidney, Alexis Jennings, Ivana Jakubcova, Azia Bishop, Kyvin Goodin-Rogers, Adeniyi Amadou (Assistant Coach), Amy Tilley (Asst. AD/Women's Basketball), Kortez Wilson (Equipment Mgr.), Storm Dickerson (Mgr.). **Front Row (L-R):** Jaycee Coe, Janee Thompson, Bria Goss, Head Coach Matthew Mitchell, Jennifer O'Neill, Linnae Harper, Makayla Epps.

2014-15

Overall Record: 24-10

NCAA First & Second Rounds • Lexington, Ky.

1st • #11/11 Kentucky 97, Tennessee State 52
 2nd • #11/11 Kentucky 94, Dayton 99

- Matthew Mitchell led UK to its school-record sixth consecutive and 11th overall NCAA Tournament.
- UK earned a No. 2 seed in the tournament for the fourth time in program history and the third in the last four seasons.
- UK set a new school record for free throws attempted in a NCAA Tournament game against Tennessee State with 42, while it had 18 steals against TSU, which also set a school record for most steals in a NCAA Tournament game.
- Against Dayton, UK set a program record for fewest turnovers in a game with five, while Jennifer O'Neill had five steals to tie the program record for most steals in a NCAA Tournament game.



Back Row (L-R): Danielle Santos (Assistant Coach), Jeff House (Assistant Coach), Shalon Pillow (Assistant Coach), Storm Dickerson (Mgr.), Morgan Jett (Mgr.), Brice Littlepage (Mgr.), Tiffany Hayden (Academic Counselor), Justin Mathis (Mgr.), Courtney Jones (Senior Athletic Trainer), Beth Price (Staff Support Associate), Amy Tilley (Administrative Support Associate). **Middle Row (L-R):** Bob Dunn (Video Coordinator), Kyvin Goodin-Rogers, Jelléah Sidney, DeNesha Stallworth, Samantha Drake, Azia Bishop, Samarie Walker, Bernisha Pinkett, Ukari Figs (Asst. AD/Women's Basketball), John Spurlock (Strength & Conditioning Coach), Crystal Riley (Staff Support Associate). **Front Row (L-R):** Linnae Harper, Bria Goss, Kastine Evans, Matthew Mitchell (Head Coach), Jennifer O'Neill, Janee Thompson, Makayla Epps.

2013-14

Overall Record: 26-9

NCAA First & Second Rounds • Lexington, Ky.
NCAA South Bend Regional

1st • #10/11 Kentucky 106, Wright State 60
 2nd • #10/11 Kentucky 64, Syracuse 59
 Sweet 16 • #5/6 Baylor 90, #10/11 Kentucky 72

- Matthew Mitchell led UK to its school-record fifth consecutive and 11th overall NCAA Tournament.
- The No. 3 seed was the second in school history for the Wildcats, the first since 1983.
- UK advanced to the Sweet 16 for the third consecutive season and fourth in the last five years.
- UK tied an NCAA record for rebounds in an NCAA Tournament game with 67 vs. Wright State. The Duke vs. Alabama game which went into four overtimes on March 18, 1995 also had 67 rebounds.
- The 67 rebounds were a school record for the Cats.
- Against Wright State, UK set program record for most points (106), rebounds (67), field goals made (44), blocks (12), largest margin of victory in an NCAA Tournament game.



CATS IN THE NCAA TOURNAMENT



Back Row (L-R): Morgan Jett (Mgr.), Amy Tilley (Staff Support Associate), Courtney Jones (Senior Athletic Trainer), Angela Schoenherr (Staff Support Associate), Tiffany Hayden (Academic Counselor), Brian Sensibaugh (Mgr.), Brice Littlepage (Mgr.), Justin McKinley (Mgr.), Storm Dickerson (Mgr.). **Middle Row (L-R):** Bob Dunn (Video Coordinator), Crystal Riley (Student Assistant), Sharon Pillow (Assistant Coach), Danielle Santos (Assistant Coach), Brittany Henderson, Jelleah Sidney, Denesha Stallworth, Samantha Drake, Azia Bishop, Samarie Walker, Maegan Conwright, Matt Insell (Assistant Coach), Ukari Figgs (Asst. AD/Women's Basketball), Stephanie Tracey-Simmons, Strength & Conditioning Coach. **Front Row (L-R):** Bernisha Pinkett, Jennifer O'Neill, Bria Goss, Matthew Mitchell (Head Coach), A'dia Mathies, Kastine Evans and Janee Thompson.

2012-13

Overall Record: 30-6

NCAA First & Second Rounds • Queens, N.Y.
NCAA Bridgeport (Conn.) Regional

1st • #7/7 Kentucky 61, Navy 41
2nd • #7/7 Kentucky 84, #18/15 Dayton 70
Sweet 16 • #7/7 UK 69, #15/16 Delaware 62
Elite Eight • #3/3 Connecticut 83, #7/7 UK 53

- Matthew Mitchell led UK to its school-record fourth consecutive and 10th overall NCAA Tournament.
- The Wildcats' No. 2 seed tied the highest ever in the NCAA Tournament. UK was also the No. 2 seed in 2012 and 1982.
- UK advanced to the Elite Eight for the second straight time and third in the last four years.
- Jennifer O'Neill was named to the Bridgeport All-Regional Tournament Team.
- UK's 20-point win over Navy marked the largest margin of victory for Kentucky in a NCAA Tournament game and Navy's 41 points were the fewest by a UK opponent in an NCAA Tournament game.



Back Row (L-R): Sarah Gerichs (Student Athletic Trainer), Amy Tilley (Staff Support Associate), Karen Hewitt (Video Coordinator), Angela Schoenherr (Staff Support Associate), Stephanie Tracey-Simmons (Strength & Conditioning Coach), Courtney Jones (Senior Athletic Trainer), Kalee Robertson (Mgr.), Rachel Smith (Mgr.), Storm Dickerson (Mgr.). **Middle Row (L-R):** Brian Sensibaugh (Mgr.), Kevin Stewart (Mgr.), Kastine Evans, Maegan Conwright, Brittany Henderson, DeNesha Stallworth, Samantha Drake, Azia Bishop, Samarie Walker, Bra'Shey Ali, Bria Goss, Donovan Rogers (Mgr.), David Stefanopoulos (Mgr.). **Front Row (L-R):** Ukari Figgs (Asst. AD/Women's Basketball), Kyra Elzy (Associate Head Coach), Bernisha Pinkett, Crystal Riley, Amber Smith, Matthew Mitchell (Head Coach), Keyla Snowden, Jennifer O'Neill, A'dia Mathies, Matt Insell (Assistant Coach), Sharon Pillow (Assistant Coach).

2011-12

Overall Record: 28-7

NCAA First & Second Rounds • Ames, Iowa
NCAA Kingston (R.I.) Regional • Kingston, R.I.

1st • #12/11 Kentucky 68, McNeese State 62
2nd • #12/11 UK 65, #10/10 Green Bay 62
Sweet 16 • #12/11 UK 79, RV/#24 Gonzaga 62
Elite Eight • #3/3 Connecticut 80, #12/11 UK 65

- Matthew Mitchell led UK to its school-record third consecutive and ninth overall NCAA Tournament.
- The Wildcats' No. 2 seed tied the highest ever in the NCAA Tournament. UK was also the No. 2 seed in 1982.
- UK advanced to the Elite Eight for the second time in three years.
- UK hit 12 threes vs. Gonzaga, the most ever by the Cats in an NCAA Tournament game.
- UK grabbed a season-high 58 rebounds vs. McNeese State, the most for UK in the Big Dance at that time.
- Samarie Walker was named to the All-Regional Tournament Team.



Back Row (L-R): Kyra Elzy (Associate Head Coach), Sarah Gerichs (Student Athletic Trainer), Karen Hewitt (Video Coordinator), Stephanie Campbell (Admin. Assistant), Nikki Stewart (Recruiting Assistant), Phillip Smith (Mgr.), David Stefanopoulos (Mgr.), Brian Sensibaugh (Mgr.), Donovan Rogers (Mgr.), Sharon Pillow (Assistant Coach). **Middle Row (L-R):** Assistant Coach Matt Insell, Stephanie Tracey-Simmons (Strength Coach), Amber Smith, Carly Morrow, Brittany Henderson, Samantha Drake, Sarah Beth Barnett, Victoria Dunlap, A'dia Mathies, Courtney Jones (Senior Athletic Trainer), Pam Stackhouse (Asst. AD/Women's Basketball). **Front Row (L-R):** Maegan Conwright, Jennifer O'Neill, Crystal Riley, Matthew Mitchell (Head Coach), Keyla Snowden, Bernisha Pinkett, Kastine Evans.

2010-11

Overall Record: 25-9

NCAA First & Second Rounds • Albuquerque, N.M.

1st • #17/16 Kentucky 66, Hampton 62 (OT)
2nd • #14 North Carolina 86, #17/16 Kentucky

- Matthew Mitchell led the Wildcats to their eighth all-time appearance in the NCAA Tournament and back-to-back appearances in the "Big Dance" for the first time since the 1981-82 and 1982-83 seasons.
- UK received the No. 4 seed for the second straight season.
- UK played its first overtime game in the NCAA Tournament, defeating Hampton in the first round, 66-62. Victoria Dunlap notched her ninth and final double-double of her career with 13 points and 12 rebounds.



CATS IN THE NCAA TOURNAMENT



Back Row (L-R): Stephanie Campbell (Admin. Assistant), Brian Sensibaugh (Mgr.), B.J. Hazelwood (Mgr.), Stephanie Tracey-Simmons (Strength Coach), Christian Stefanopoulos (Video Coordinator), Donovan Rogers (Mgr.), David Stefanopoulos (Mgr.), Amy Tilley (Recruiting Assistant). **Middle Row (L-R):** Assistant Coach Matt Insell, Assistant Coach Shalon Pillow, Amani Franklin, Brittany Henderson, Anna Cole, Lydia Watkins, Victoria Dunlap, Assistant Coach Kyra Elzy, Pam Stackhouse (Asst. AD/Women's Basketball). **Front Row (L-R):** A'dia Mathies, Rebecca Gray, Crystal Riley, Matthew Mitchell (Head Coach), Amber Smith, Carly Morrow, Keyla Snowden.

2009-10

Overall Record: 28-8

NCAA First & Second Rounds • Louisville, Ky.
NCAA Kansas City Regional • Kansas City, Mo.

1st • #19/15 Kentucky 83, Liberty 77
 2nd • #19/15 UK 70, #24/25 Michigan State Sweet 16 • #19/15 UK 76, #4/4 Nebraska 67
 Elite Eight • #12/12 Oklahoma 88, #19/15 UK 68

- Matthew Mitchell led the Wildcats to their seventh all-time appearance in the NCAA Tournament and their first bid since 2006.
- UK's No. 4 seed was its highest seed since the 1983 season and its first No. 4 seed in NCAA Tournament history.
- UK's appearance in the Elite Eight was its first since the very first NCAA Tournament in 1982.
- Victoria Dunlap was named to Kansas City All-Region Team after averaging 21.0 points and 9.0 rebounds in four games. She became the first UK player to be named to a regional all-tournament team in school history.



Back Row (L-R): Matt Brigrance (Mgr.), Aaron Webber (Mgr.), Freddie Perry (Mgr.), Justin Scott (Video Coordinator), Jason Nehring (Strength & Conditioning Coach), Trisha Matysak (Athletic Trainer), Emily Jones (Mgr.), Beth Davis (Head Mgr.). **Second Row (L-R):** LaQwasha "Moe" Gamble, Jenn'e Jackson, Jennifer "Lanky" Humphrey, Sarah Elliott, Eleia Roddy, Afton Perry, Stephanie Stumbo, Chante' Bowman. **Front Row (L-R):** Assistant Coach Vonn Read, Head Coach Mickie DeMoss, Carly Ormerod, Oreonna Taylor, Samantha Mahoney, Nastassia Alcuis, Jenny Pfeiffer, Assistant Coach Niya Butts, Assistant Coach Pam Stackhouse.

2005-06

Overall Record: 22-9

NCAA Bridgeport (Conn.) Regional • Rosemont, Ill.

1st • Kentucky 69, Chattanooga 59
 2nd • Michigan State 67, Kentucky 63

- Mickie DeMoss led the Wildcats to their sixth all-time appearance in the NCAA Tournament and their first bid to the "Big Dance" since 1999.
- UK's No. 5 seed was its highest seed since the 1983 season and its first No. 5 seed in NCAA Tournament history.
- UK's 10-point win (69-59) over Chattanooga in the first round marked UK's largest margin of victory in an NCAA Tournament game.



Back Row (L-R): Strength Coach Chris Rounds, Manager LaTrice Hogan, Manager Trey Clark, Head Coach Bernadette Mattox, Assistant Coach Leslie Nichols, Katie Vieth, Shantia Owens, Laura Meadows, Tanesha Seaton, Stephanie Christman, Assistant Coach Meghan Burke, Assistant Coach Rick Griffith, Manager Wes Thompson, Manager Erica Lynch, Athletic Trainer Amy Plas. **Seated (L-R):** Natalie Martinez, Rae Keith, Carolyn Alexander, Tiffany Wait, Jaye Barnes, Kenya Young, Erica Jackson, LaTonya McDole.

1998-99

Overall Record: 21-11

NCAA West Regional • Los Angeles, Calif.

1st • Kentucky 98, Nebraska 92
 2nd • UCLA 87, Kentucky 63

- For the first time in 17 years, the UK women's basketball team won a first round game in the NCAA Tournament, defeating Nebraska 98-92 in 1999.
- The Cats' 64 second-half points were the most scored by a team in a half in the history of the West Regional first or second round.
- Kentucky's 98 points vs. Nebraska in 1999 were the most by the Wildcats in a NCAA Tournament game in school history.



CATS IN THE NCAA TOURNAMENT



Back Row (L-R): Ilene Hauser, Grad. Asst.; Lisa Bressman, Grad Asst.; Jennifer Gray, Christe Jordan, Cathy Proctor, Tedra Eberhart, Coach Sharon Fanning, Jocelyn Mills, Rebekah Reasor, Tiundra Love, Pattresa Leonard, Karen Booker, Asst.; Jerry McLaughlin, Asst. Coach. **Seated (L-R):** Lucretia Hunter, Trainer; Diana Pardee, Manager; Mia Daniel, Stacy McIntyre, Jamie Hobgood, Tracye Davis, Kristi Cushenberry, Kayla Campbell, Karen Killen, Jennifer Johnson, Manager; Stacye Buzzanca, Manager.

1990-91

Overall Record: 20-9

NCAA East Region • Harrisonburg, Va.

1st • James Madison 70, Kentucky 62

- Under the direction of head coach Sharon Fanning, the Wildcats made their first appearance in the NCAA Tournament since 1985-86.
- It marked Coach Fanning's first-ever trip to the Big Dance.
- UK narrowly fell to James Madison, a team that later went on to defeat top-seeded Penn State in the second round.



Back Row (L-R): Terry Hall, Coach; Sue Stanley, Trainer; Laurie Hudgens, Shell Miller, Karen Mosley, Melanie Warren, Debbie Miller, Leslie Nichols, Cindy Noble, Asst. Coach; Donna Murphy, Asst. Coach. **Seated (L-R):** Michele Pennie, Monique Tarantini, Pam Shrum, Jodie Whitaker, Bebe Croley, Lynne Elbert, Sandy Harding.

1985-86

Overall Record: 18-11

NCAA Midwest Region • Des Moines, Iowa

1st • Drake 73, Kentucky 70

- The 1985-86 team, led by Coach Terry Hall, defeated four Top 20 teams en route to the NCAA Tournament.
- The Cats lost a three-point heartbreaker despite a career-high 24 points and 10 assists from junior Sandy Harding. Drake hit 9-of-16 free throws compared to UK's 0-of-1.



Back Row (L-R): Terri Naiser, Valerie Still, Jody Runge, Sally Loughton, Karen Mosley, Leslie Nichols, Lisa Collins. **Seated (L-R):** Diane Stephens, Donna Martin, Patty Jo Hedges, Lea Wise, Audre Andrew, Lynnette Lewis.

1982-83

Overall Record: 23-5

NCAA Mideast Region • Lexington, Ky.

1st • Indiana 87, Kentucky 76

- The Wildcats were ranked as high as No. 4 nationally during the 1982-83 season but were upset by Indiana in the first round of the NCAA Tournament.
- All-American Valerie Still had 28 points and 13 rebounds but the Wildcats couldn't overcome the hot-shooting Hoosiers. IU shot 64.6 percent for the game, including 82.4 percent (14-of-17) in the second half. Three IU players scored over 20 points.



CATS IN THE NCAA TOURNAMENT



Back Row (L-R): Terry Hall, Coach; Lynn Norenberg, Grad. Asst.; Kathy Lokie, Valerie Still, Jody Runge, Grace Odrick, Terri Naiser, Tayna Fogle, Dottie Berry, Asst. Coach; Mimi Porter, Trainer. **Seated (L-R):** Michele Oberst, Manager; Lisa Collins, Donna Martin, Patty Jo Hedges, Lori Edgington, Lea Wise, Diane Stephens, Gary Loyd, Manager.

1981-82

Overall Record: 24-8

NCAA Midwest Regionals • Ruston, La.

- 1st • Kentucky 88, Illinois 80
- 2nd • Kentucky 73, South Carolina 69
- 3rd • Louisiana Tech 82, Kentucky 60

- Coach Terry Hall led the Lady Kats to their finest season ever, a 24-8 campaign that ended in the Midwest Regional championship, where UK fell to No. 1-ranked and eventual national champion Louisiana Tech on the Lady Techsters' home floor.
- By the end of the season, UK was playing so well that Hall proclaimed, "If we had been in any other region, we would have been in the Final Four."



Each of the last three seasons, Kentucky has hosted the first and second rounds of the NCAA Tournament inside Memorial Coliseum, while last season Rupp Arena hosted the 2016 NCAA Lexington Regional. The historic arena will also host a regional in 2017 and 2018. UK played in the Lexington regional last season, falling to Washington in the Sweet 16.



CATS IN THE POSTSEASON WNIT



Back Row (L-R): Coach Debbie Yow, Maria Donhoff, Pam Browning, Laura Upton, Liz Lukschu, Jeannine Mjoseth, Janet Timperman, Assistant Coach Diane Beauchamp. Front Row (L-R): Manager Margaret LaFontaine, Debra Oden, Linda Edelman, Geri Grigsby, Debbie Mack, Terry Boyd, Mitzi Combs, Trainer Mimi Porter.

1977-78

Overall Record: 23-12

March 16, 1978

W, Kentucky 92, Kansas 87 (2OT)
Amarillo, Texas

March 17, 1978

L, Texas 75, Kentucky 60
Amarillo, Texas

March 18, 1978

W, Kentucky 79, Cal St. Long Beach 69
Amarillo, Texas

Vanessa Foster-Sutton scored in double-figures throughout the 1990 NWIT Tournament and was named to the All-Tournament team along with teammate Kristi Cushenberry.



Front Row (L-R): Kris Miller, Stacy McIntyre, Tracye Davis, Kristi Cushenberry, Tammy Dowdell, Jennifer Johnson, Malinka Salhi. Back Row (L-R): Assistant Coach Karen Booker, Graduate Asst. Lisa Bressman, Graduate Asst. Jane Dalton, Asst. Coach Jerry McLaughlin, Mia Daniel, Vanessa Foster-Sutton, Cathy Proctor, Lisa Ellis, Pattressa Leonard, Josh Mills, Associate Trainer Sue Stanley, Head Manager Susan Crabtree, Manager Tracy Livingston, Head Coach Sharon Fanning.

1989-90

NWIT Champions

Overall Record: 23-12

March 22, 1990


W, Kentucky 76, Maine 66
Amarillo, Texas (n/a)

March 23, 1990

W, Kentucky 80, Miami (FL) 68
Amarillo, Texas (400)

March 24, 1990

Sara Potts was named to the 2005 WNIT All-Tournament team after averaging 27.8 points per game during the four-game postseason run. Potts tallied two 30-plus point games vs. UTC and Xavier.



Back Row (L-R): Chante' Bowman, Keiko Tate, Eleia Roddy, Jennifer Humphrey, Sarah Elliott, Afton Perry, Stephanie Stumbo, Sade Buley. Front Row (L-R): Assistant Coach Matthew Mitchell, Coach Mickie DeMoss, Angela Phillips, Nastassia Alcius, Danyelle Payne, Sara Potts, Samantha Mahoney, Assistant Coach Pam Stackhouse, Assistant Coach Niya Butts.

2004-05

WNIT Final Four

Overall Record: 23-12

March 18, 2005

W, Kentucky 79, Eastern Michigan 68
Lexington, Ky. (2,125)

March 20, 2005

W, Kentucky 91, Chattanooga 54
Lexington, Ky. (2,035)

March 24, 2005

W, Kentucky 67, Xavier 62
Lexington, Ky. (3,531)

March 28, 2005

L, West Virginia 80, Kentucky 75 (2OT)
Lexington, Ky. (3,452)

Sara Potts was named to the WNIT All-Tournament team after averaging 27.8 points during the four-game postseason run. Potts tallied two 30-plus point games vs. UTC and Xavier in the tournament.



CATS IN THE POSTSEASON WNIT

2006-07

Overall Record: 20-14

March 15, 2007

W, Kentucky 65, Oakland 56
Rochester, Mich. (1,030)

March 19, 2007

W, Kentucky 85, Ball State 82
Muncie, Ind. (3,581)

March 22, 2007

L, Wisconsin 67, Kentucky 61
Madison, Wisc. (2,420)

Jenny Pfeiffer nailed five 3-pointers against Oakland in the first round of the 2007 WNIT. She finished with a game-high 21 points. Jennifer Humphrey also pulled down a game-high 10 boards.



Back Row (L-R): Brittany Edelen, Jenn'e Jackson, Jennifer Humphrey, Sarah Elliott, Eleia Roddy, Lydia Watkins, Amani Franklin. Front Row (L-R): Assistant Coach Vonn Read, Head Coach Mickie DeMoss, Carly Ormerod, Chante' Bowman, Nastassia Alicus, Samantha Mahoney, Jenny Pfeiffer, Moe Gamble, Assistant Coach Pam Stackhouse, Assistant Coach Niya Butts.

2007-08

Overall Record: 17-16

March 21, 2008

W, Kentucky 68, Middle Tennessee 66 (OT)
Lexington, Ky. (1,608)

March 26, 2008

W, Kentucky 84, James Madison 76
Lexington, Ky. (1,703)

March 30, 2008

L, Marquette 69, Kentucky 64
Lexington, Ky. (2,102)

Lydia Watkins came off the bench to score 16 points and grab a game-high 16 rebounds in the 68-66 overtime win over Middle Tennessee. UK advanced all the way to the quarterfinals of the 2008 WNIT before falling to eventual champion Marquette, 69-64.



Back Row (L-R): Christian Stefanopoulos (Video Coordinator), Leslie Lusk (Student Trainer), Melinda Redinger (Mgr.), Stephanie Tracey-Simmons (Strength Coach), Tricia Matsyak (Head Trainer), Katie Kaiser (Mgr.), Beth Davis (Administrative Assistant). Middle Row (L-R): Assistant Coach Wendy Palmer, Assistant Coach Vonn Read, Lydia Watkins, Jenn'e Jackson, Eleia Roddy, Sarah Elliott, Catina Bett, Amani Franklin, Victoria Dunlap, (Assoc. Head Coach Niya Butts), Pam Stackhouse (Asst. AD/Women's Basketball), Matthew Mitchell (Head Coach). Front Row (L-R): Brittany Edelen, Amber Smith, Carly Ormerod, Chanté Bowman, Samantha Mahoney, Carly Morrow, Ali Lomax, Chelsea Chowning.

2008-09

Overall Record: 16-16

March 19, 2009

W, Kentucky 81, Chattanooga 76 (OT)
Lexington, Ky. (1,037)

March 22, 2009

L, Wisconsin 49, Kentucky 45
Madison, Wis. (1,169)

Amber Smith – who tied a career high with 17 points – sank eight free throws in the overtime period and Victoria Dunlap scored a career-high 24 points to lead UK to an 81-76 overtime victory over Chattanooga in the first round of the 2009 WNIT.



Back Row (L-R): Lindsay Halligan (Mgr.), Dr. Robert Hosey (Team Doctor), Dean DiMarco (Mgr.), Melinda Redinger (Mgr.), Stephanie Tracey-Simmons (Strength Coach), Tricia Matsyak (Head Trainer), David Stefanopoulos (Mgr.), Donovan Rogers (Mgr.), Angelique Moss (Student Trainer). Middle Row (L-R): Pam Stackhouse (Asst. AD/Women's Basketball), Sarah Rowe, Amani Franklin, Jenn'e Jackson, Jackie Sanders, Catina Bett, Eleia Roddy, Lydia Watkins, Victoria Dunlap, Rebecca Gray, Keyla Snowden, Christian Stefanopoulos (Video Coordinator). Front Row (L-R): Assistant Coach Kyra Elzy, Matthew Mitchell (Head Coach), Brittany Edelen, Carly Ormerod, Amber Smith, Carly Morrow, Assistant Coach Matt Insell, Assistant Coach Wendy Palmer.



MEMORIAL COLISEUM RECORDS

YEAR-BY-YEAR IN MEMORIAL (SINCE 1975-76)

1975-76	6-4	1996-97	4-6
1976-77	8-3	1997-98	7-5
1977-78	13-2	1998-99	7-3
1978-79	5-7	1999-2000	7-5
1979-80	12-1	2000-01	5-7
1980-81	15-0	2001-02	3-8
1981-82	16-2	2002-03	7-5
1982-83	15-2	2003-04	6-6
1983-84	11-6	2004-05	12-4
1984-85	10-5	2005-06	9-2
1985-86	13-2	2006-07	8-3
1986-87	8-5	2007-08	9-4
1987-88	12-4	2008-09	11-6
1988-89	9-4	2009-10	17-0
1989-90	11-3	2010-11	13-2
1990-91	10-3	2011-12	17-0
1991-92	9-4	2012-13	15-1
1992-93	10-3	2013-14	14-3
1993-94	9-4	2014-15	13-3
1994-95	7-5	2015-16	14-2
1995-96	6-5	Total: 413-149 (.734)	

TEAM

	Kentucky	Opponent
Points in a game	121 vs. Kentucky State - 11/24/89	102, Miami (OH) - 12/21/02
Points in a half	64 (2nd) vs. Miami - 2/8/86	64 (2nd), Tennessee - 2/18/88
Margin of victory	77 vs. Kentucky State - 11/24/89	72, Tennessee - 1/21/01
Field goals	53 vs. Kentucky State - 11/24/89	42, Tennessee - 1/21/01
Field goals att.	92 vs. Kentucky State - 11/24/89/Morehead St. - 11/18/15	90, Memphis State, 1/31/82
Field goal pct.	71.4 vs. Alabama - 2/7/87	70.2, Vanderbilt - 1/11/01
3-PT goals	14 vs. Mississippi State - 1/8/12	11, 2X, last Dayton - 3/22/15
3-PT goals att.	32 vs. Southern Miss - 11/19/11	32, Morehead State - 11/18/15
3-PT goal pct.	85.7 vs. Florida - 2/11/89	75.0 (3-of-4), Mississippi State - 1/17/13
Free throws	36 vs. Louisville - 12/20/09	31, Austin Peay - 11/15/98
Free throws att.	52 vs. Louisville - 12/20/09	49, Austin Peay - 11/15/98
Free throw pct.	100.0 (11-11) vs. Furman - 12/6/08	100.0, Louisville - 2/22/00/1.000, Auburn - 1/17/16
Rebounds	67 vs. Wright State - 3/22/14/Morehead St. - 11/18/16	63, Tennessee - 1/21/01
Assists	33 vs. Michigan - 1/23/82	29, Louisville - 2/23/82; Tennessee - 2/28/82
Turnovers	35 vs. Tennessee - 1/14/96	49, Arkansas-Pine Bluff - 12/11/11
Blocked shots	19 vs. North Carolina A&T - 12/6/05	11, IUPUI - 12/30/08; UTC - 11/30/81; Dayton - 2/24/87
Steals	25 vs. Jacksonville St. - 11/15/11, Arkansas Pine-Bluff - 12/21/10	20, Memphis State - 12/4/93
Personal fouls	33 vs. Indiana - 12/7/93	36, Marquette - 12/2/89

INDIVIDUAL

	Kentucky	Opponent
Points in a game	42, Valerie Still vs. Charleston - 12/19/82	39, Cornelia Gayden, LSU - 2/26/94
	42, Makayla Epps vs. Mississippi State - 2/12/15	39, Victoria Vivians, Mississippi State - 2/12/15
FG	18, Makayla Epps vs. Mississippi State - 2/12/15	16, Tanya Haave, Tennessee - 2/9/83
FGA	30, Makayla Epps vs. Mississippi State - 2/12/15	29, Daphne Smith, Detroit - 2/26/86
	29, Victoria Vivians, Mississippi State - 2/12/15	
3-PT goals	7, Sara Potts vs. High Point - 1/06/04	6, Sandy Brown, Tennessee - 2/25/88,
	7, Sara Potts vs. Chattanooga - 3/20/05	6, Jean-Marie Lesko, Marist 11/26/93
3-PT goals att.	17, Shandra Roberts vs. USC - 1/24/96	17, Sandy Brown, Tennessee - 2/25/88
3-PT goals pct.	100.0, Kristi Cushenberry (5-of-5) vs. Alabama - 2/17/89	100.0, Kristi Green (3-of-3), IU - 12/15/96
(min. 3 made)	100.0, Carly Ormerod (4-of-4) vs. LSU - 12/18/05	100.0, Courtney Boylan, Michigan (4-of-4) - 11/15/08
	100.0, Keyla Snowden (5-of-5) vs. Florida - 2/18/10	
	100.0, Rebecca Gray (3-of-3) vs. Florida A&M - 12/13/09, Miami (Ohio) - 12/1/09	
	100.0, Keyla Snowden (4-of-4) vs. Mississippi Valley State - 11/27/11	
	100.0, Bria Goss (3-of-3) vs. Alcorn State - 12/28/12	
	100.0, Jennifer O'Niell (3-of-3) vs. Tennessee State - 3/20/15	
	100.0, Makayla Epps (3-of-3) vs. Tennessee - 1/29/15	
	100.0, Maci Morris (3-of-3) vs. UNC Asheville - 3/19/16	
	100.0, Kyvin Goodin-Rogers (3-of-3) vs. Colorado - 11/22/15	
FT	15, Bernisha Pinkett (15-of-18) vs. Vanderbilt - 1/23/11	15, Druecilla Conners, Morehead St. - 12/20/87
FT att.	18, Bernisha Pinkett (15-of-18) vs. Vanderbilt - 1/23/11	19, Druecilla Conners, Morehead St. - 12/20/87
Rebounds	27, Valerie Still vs. National College - 2/9/82	25, Anne Donovan, ODU - 2/5/83
Assists	16, P.J. Hedges vs. Cincinnati - 1/15/82	12, Lea Henry, Tennessee - 2/28/82
Blocked shots	6, Jody Runge vs. Memphis State - 1/31/82	8, A'ja Wilson, South Carolina - 1/14/16
	6, Azia Bishop vs. Tenn. St - 12/28/14	
	6, Alexis Jennings vs. Oklahoma - 3/21/16	
Steals	11, Leslie Nichols vs. U of L - 2/14/86	11, M. Marciniak, Tennessee - 1/14/96

TOP 20 SINGLE-GAME ATTENDANCE RECORDS

1. 10,622	Old Dominion	2/05/83
2. 8,429	Tennessee	1/29/04
3. 8,223	Auburn	2/18/83
4. 8,200	Tennessee	2/09/83
5. 8,130	Tennessee	1/23/00
6. 7,965	Tennessee	3/3/13
7. 7,963	Louisville	12/11/13
8. 7,961	Tennessee	1/12/12
9. 7,951	Louisville	12/4/11
10. 7,888	Florida	1/22/12
11. 7,871	Alabama	1/29/12
12. 7,742	South Carolina	2/2/10
13. 7,646	LSU	2/13/11
14. 7,643	Mississippi State	2/20/05
15. 7,589	Arkansas	2/21/16
16. 7,565	Ole Miss	1/14/07
17. 7,560	South Carolina	3/1/2015
18. 7,429	Ole Miss	2/2/12
19. 7,407	Tennessee	1/29/2015
20. 7,278	Tennessee	1/17/08

! - SEC Tournament Championship

HOME COURT WINNING STREAKS

Games	Began	Ended
1. 34	Feb. 13, 2011	Feb. 3, 2013
2. 30	Feb. 12, 1980	Jan. 31, 1982
3. 25	March 19, 2009	Jan. 9, 2010
4. 19	Feb. 23, 1982	Feb. 9, 1983
5. 14	Feb. 27, 2014	Jan. 29, 2015
14	Jan. 31, 1990	Jan. 27, 1991
7. 13	Jan. 30, 1984	Jan. 13, 1985
8. 11	Feb. 7, 1987	Jan. 7, 1988
11	Feb. 10, 1979	Feb. 2, 1980
10. 10	Nov. 19, 2004	Jan. 27, 2005

MISCELLANEOUS

Most Home Wins In Season	:
18 - 2011-12 (17-0 Memorial and 1-0 Rupp Arena)	
Largest Attendance in Memorial:	10,622 vs. Old Dominion, 2/5/83
<i>Note: Memorial Coliseum Records (since 1980-81); UK holds a 23-13 record in Rupp Arena</i>	



RUPP ARENA RECORDS

Team	Kentucky	Opponent
Points in a Game	106 vs. Nicholls State - 12/21/04	89, Northern Kentucky - 2/14/77
Points in a Half	60 (1st) vs. Nicholls State - 12/21/04	50, Washington - 3/25/16
Margin of Victory	55 vs. Nicholls State - 12/21/04	26, LSU - 1/27/08
Field Goals	43 vs. Carson-Newman - 12/13/80	33, Washington - 3/25/16
Field Goal Attempts	79 twice, vs. DePaul - 12/7/12 and Carson-Newman - 12/13/80	79, Rutgers - 1/12/80
Field Goal Percentage	60.9 vs. Nicholls State - 12/21/04	51.9, Auburn - 1/19/06
3-Point Field Goals	9, twice, vs. DePaul - 12/7/12 and Marshall - 1/2/03	11, Wake Forest - 12/30/04/Washington - 3/25/16
3-Point Field Goal Attempts	22, twice, vs. DePaul - 12/7/12 and vs. Florida - 1/4/95	32, Louisville - 12/3/03
3-Point Field Goal Percentage	69.2 vs. Marshall - 1/2/03	47.4, Alabama - 2/26/06
Free Throws	31 vs. Rutgers - 1/12/80	24 (twice) Rutgers - 1/12/80, Georgia - 2/15/07
Free Throw Attempts	47 vs. Rutgers - 1/12/80	35, Dayton - 12/15/90
Free Throw Percentage	95.8 vs. Wake Forest - 12/30/04	94.7, Georgia - 1/13/05
Rebounds	65 vs. Rutgers - 1/12/80	52, Dayton - 12/15/90
Turnovers	22, twice, last vs. Dayton - 12/15/90	39, Carson-Newman - 12/8/79
Blocked Shots	9 vs. Nicholls State - 12/21/04	13, Auburn - 1/19/06
Steals	21 vs. Carson-Newman - 12/13/80	13, Carson-Newman - 12/8/79
Personal Fouls	27 (twice) vs. Dayton - 12/15/90, Rutgers - 1/12/80	13, Indiana - 12/4/89
Assists	20 vs. Ohio State - 11/27/84	34, Rutgers - 1/12/80
		21, Ole Miss - 1/27/90

Individual	Kentucky	Opponent
Points	32, Valerie Still vs. Rutgers - 1/12/80	32, Jennifer Gillom, Ole Miss - 1/8/86
Field Goals	13, Valerie Still vs. Rutgers - 1/12/80	14, Talia Walton, Washington - 3/25/16
Field Goal Attempts	27, Valerie Still vs. Rutgers - 1/12/80	25, Talia Walton, Washington - 3/25/16
3-Point Field Goals	6, Jenny Pfeiffer vs. Alabama - 2/26/06	6, Cotella Bond-Young, Wake Forest - 12/30/04
3-Point Field Goal Attempts	12, Jenny Pfeiffer vs. Alabama - 2/26/06	15, Sara Nord, Louisville - 12/3/03
Free Throws	10, Patty Jo Hedges vs. Rutgers - 1/12/80	10, Shawn Goff, Ole Miss - 2/7/08
Free Throw Attempts	11, Vanessa Foster-Sutton vs. Ole Miss - 1/27/90	15, Shawn Goff, Ole Miss - 2/7/08
	11, Jennifer O'Neill, vs. Baylor - 11/17/14	
Rebounds	25, Valerie Still vs. Rutgers - 1/12/80	17, Chantel Osahor, Washington - 3/25/16
Assists	11, Sandy Harding vs. Ohio State - 11/27/84	10, Jackie Martin, Ole Miss - 1/27/90
Blocked Shots	5, Sarah Elliott vs. Louisville - 12/20/07	7, Marita Payne, Auburn - 1/19/06
Steals	8, Malinka Salhi vs. Indiana - 12/4/89	6, Holly Warlick, Tennessee - 1/28/78

RUPP ARENA ALL-TIME RESULTS - 25-14 (.641)

1977 (0-1)

Feb. 14 Northern 83-89 Lost

1979 (1-0)

Feb. 10 Detroit-Mercy 80-61 Won

1979-80 (3-0)

Dec. 8 Carson-Newman 96-58 Won

Dec. 15 Indiana 102-52 Won

Jan. 12 Rutgers 97-78 Won

1980 (1-0)

Dec. 13 Carson-Newman 93-54 Won

1981 (1-0)

Dec. 8 Indiana 83-68 Won

1984 (1-0)

Nov. 27 Ohio State 74-61 Won

1986 (0-1)

Jan. 8 Ole Miss 69-72 Lost

1989-90 (1-1)

Dec. 4 Indiana 76-48 Won

Jan. 27 Ole Miss 64-71 Lost

1990 (1-0)

Dec. 15 Dayton 95-68 Won

1995 (1-0)

Jan. 4 Florida 63-55 Won

2002-03 (1-0)

Jan. 2 Marshall 75-42 Won

2003-04 (1-1)

Nov. 25 North Carolina 59-75 Lost

Dec. 3 Louisville 84-80 (OT) Won

2004-05 (3-0)

Dec. 21 Nicholls State 106-51 Won

Dec. 30 Wake Forest 66-61 Won

Jan. 13 Georgia 71-63 Won

2005-06 (2-2)

Dec. 28 Louisville 55-64 Lost

Jan. 19 Auburn 57-71 Lost

Jan. 26 Tennessee 66-63 Won

Feb. 26 Alabama 80-60 Won

2006-07 (2-2)

Dec. 17 Ark-Pine Bluff 83-46 Won

Jan. 25 Mississippi State 75-83 (2OT) Lost

Feb. 15 Georgia 72-82 (OT) Lost

Feb. 18 Arkansas 87-60 Won

2007-08 (1-4)

Nov. 30 WKU 74-78 (OT) Lost

Dec. 20 Louisville 65-80 Lost

Jan. 27 LSU 46-72 Lost

Feb. 7 Ole Miss 69-54 Won

March 2 South Carolina 57-65 Lost

2011-12 (1-0)

Dec. 8 Duke 72-65 Won

2012-13 (1-0)

Dec. 7 DePaul 96-64 Won

2013-14 (0-1)

Dec. 22 Duke 61-69 Lost

2014-15 (1-0)

Nov. 17 Baylor 74-64 Won

2015-16 (1-0)

Dec. 10 Louisville 72-54 Won

Dec. 20 Duke 71-61 Won

Mar. 25 Washington 72-85 Lost*

* Note: The Washington game in 2015-16 is not allowed to count towards UK's home record since it was an NCAA Regional.



INDIVIDUAL HONORS



All-American
Pam Browning



All-American
Kristi Cushenberry



All-American
Maria Donhoff



All-American
Valerie Still



All-American
Vanessa Foster-Sutton



All-American
Victoria Dunlap

KENTUCKY ALL-AMERICANS

- 1977..... Pam Browning (First team, Street & Smith's)
- 1978..... Maria Donhoff (NWIT)
- 1980..... Valerie Still (HM, Street & Smith's)
- 1981..... Valerie Still (Third team, Kodak)
- 1981..... Valerie Still (First team, Street & Smith's)
- 1982..... Valerie Still (First team, Street & Smith's)
- 1982..... Valerie Still (First team, Kodak)
- 1982..... Valerie Still (First team, American Women's Sports Federation)
- 1982..... Valerie Still (First team, Street & Smith's)
- 1982..... Valerie Still (Basketball Weekly)
- 1983..... Valerie Still (First team, Street & Smith's)
- 1983..... Valerie Still (First team, Kodak)
- 1983..... Valerie Still (Basketball Weekly)
- 1990..... Vanessa Foster-Sutton (NWIT)
- 1990..... Kristi Cushenberry (NWIT)
- 2010..... Victoria Dunlap (First team, WBCA)
- 2010..... Victoria Dunlap (USBWA)
- 2010..... Victoria Dunlap (Third team, AP)
- 2010..... Victoria Dunlap (Second team, Full Court Press)
- 2010..... Victoria Dunlap (Second team, NetScouts Basketball)
- 2011..... Victoria Dunlap (Third team, AP)
- 2012..... A'dia Mathies (Fourth team, College Sports Madness All-American)
- 2012..... A'dia Mathies (Third team, AP)
- 2012..... A'dia Mathies (Second team, Full Court)
- 2012..... A'dia Mathies (USBWA)
- 2012..... A'dia Mathies (Second team, Sporting News)
- 2013..... A'dia Mathies (Second team, AP)
- 2013..... A'dia Mathies (Second team, Full Court)
- 2013..... A'dia Mathies (Honorable Mention, WBCA)
- 2014..... Jennifer O'Neill (Honorable Mention, AP)
- 2015..... Makayla Epps (Honorable Mention, AP)
- 2016..... Makayla Epps (Honorable Mention, AP/WBCA)
- 2016..... Makayla Epps (First team, College Sports Madness All-American)

WBCA ALL-REGION 3 TEAM

- 2010..... Victoria Dunlap
- 2011..... Victoria Dunlap
- 2012..... A'dia Mathies
- 2013..... A'dia Mathies
- 2014..... DeNesha Stallworth
- 2016..... Makayla Epps

FRESHMAN ALL-AMERICANS

- 1980..... Valerie Still
- 2010..... A'dia Mathies (Second team, Full Court Press)
- 2010..... A'dia Mathies (Gballmag.com)
- 2012..... Bria Goss (First team, Full Court)



Two-time AP SEC Player of the Year,
Victoria Dunlap (2010 and 2011)

**Over the last seven years,
UK has combined to win
an impressive
38 SEC honors.**



2008 SEC Scholar
Athlete of the Year,
Chelsea Chowning



INDIVIDUAL HONORS

ACADEMIC HONORS

1999.....Tiffany Wait (Second team, GTE CoSIDA)
 2000.....Tiffany Wait (Second team, GTE CoSIDA)
 2008.....Chelsea Chowning (District 4 Third team, ESPN The Magazine)
 2011.....Carly Morrow (District 4 Third team, Capital One)
 2014.....Kastine Evans (District 2, CoSIDA)

SEC ACADEMIC HONOR ROLL

2016.....Ivana Jakubcova
2016.....**Alyssa Rice**
 2016.....Janee Thompson
 2015.....Azia Bishop
2015.....**Makayla Epps**
 2015.....Bira Goss
 2015.....Linnae Harper
 2015.....Jelleah Sidney
 2015.....Janee Thompson
 2014.....Azia Bishop
 2014.....Samantha Drake
 2014.....Kastine Evans
 2014.....Jelleah Sidney
 2014.....DeNesha Stallworth
 2014.....Janee Thompson
 2013.....Kastine Evans
 2013.....Brittany Henderson
 2013.....DeNesha Stallworth
 2012.....Kastine Evans
 2012.....Amber Smith
 2012.....Keyla Snowden
 2011.....Carly Morrow
 2011.....Keyla Snowden
 2010.....Carly Morrow
 2010.....Keyla Snowden
 2010.....Anna Cole
 2009.....Carly Morrow
 2009.....Carly Ormerod
 2009.....Eleia Roddy
 2008.....Chanté Bowman
 2008.....Chelsea Chowning
 2008.....Sarah Elliott
 2008.....Carly Morrow
 2008.....Carly Ormerod
 2008.....Eleia Roddy
 2008.....Amber Smith
 2007.....Chanté Bowman
 2007.....Jennifer Humphrey
 2007.....Samantha Mahoney
 2007.....Carly Ormerod
 2007.....Jenny Pfeiffer
 2006.....Jennifer Humphrey
 2006.....Samantha Mahoney
 2006.....Carly Ormerod
 2006.....Eleia Roddy
 2006.....Oreonna Taylor
 2005.....Sara Potts
 2005.....Jennifer Humphrey
 2004.....Jenerrie Everette
 2004.....Jennifer Goin
 2004.....Kristen Grassi
 2004.....Sara Potts
 2003.....Kristin Connolly
 2003.....Jennifer Schultz
 2003.....Jenny Pfeiffer
 2001.....Stephanie Christman
 2001.....Tiffany Wait
 2001.....Katie Vieth
 2001.....Natalie Martinez
 2001.....Laura Meadows
 2000.....Carolyn Alexander
 2000.....Natalie Martinez
 2000.....Laura Meadows
 2000.....Katie Vieth
 2000.....Tiffany Wait
 1999.....Laura Meadows
 1999.....Katie Vieth
 1999.....Tiffany Wait

1998.....Tiffany Wait
 1997.....Tiffany Wait
 1996.....Julie Swarens-Beickman
 1995.....Karri Koach
 1995.....Julie Swarens-Beickman
 1994.....Jennifer Gray
 1994.....Karri Koach
 1994.....Julie Swarens
 1994.....Stacey Reed
 1993.....Jennifer Gray
 1993.....Karri Koach
 1993.....Cathy Proctor
 1992.....Kristi Cushenberry
 1992.....Jennifer Gray
 1992.....Stacy McIntyre
 1992.....Rebekah Reasor
 1991.....Mia Daniel
 1991.....Cathy Proctor
 1990.....Vanessa Foster-Sutton
 1986.....Laurie Hudgens
 1986.....Michelle Miller
 1985.....Michelle Miller
 1985.....Diane Stephens
 1984.....Donna Martin
 1984.....Jody Runge

BOYD MCWHORTER SCHOLAR-ATHLETE OF THE YEAR

2000.....Tiffany Wait (Finalist)

SEC COMMUNITY SERVICE TEAM

1999.....Tiffany Wait
 2000.....Laura Meadows
 2001.....LaTonya McDole
 2002.....SeSe Helm
 2003.....SeSe Helm
 2004.....Shambria Jones
 2005.....Afton Perry
 2006.....Stephanie Stumbo
 2007.....Eleia Roddy
 2008.....Samantha Mahoney
 2009.....Carly Ormerod
 2010.....Carly Morrow
 2011.....Victoria Dunlap
 2012.....Keyla Snowden
 2013.....Kastine Evans
 2014.....Kastine Evans
 2015.....Bria Goss
 2016.....Janee Thompson

ALLSTATE WBCA GOOD WORKS TEAM

2014.....Kastine Evans
 2015.....Bria Goss

SEC PLAYERS OF THE WEEK

Jan. 27, 1987.....Sandy Harding
 Feb. 13, 1989.....Jodie Whitaker
 March 1, 1993.....Jocelyn Mills
 Jan. 24, 1994.....Stacey Reed
 Dec. 15, 1998.....Jaye Barnes
 Feb. 8, 1999.....Tiffany Wait
 Jan. 3, 2000.....LaTonya McDole
 Nov. 24, 2003.....SeSe Helm
 Jan. 17, 2005.....Sarah Elliott
 Jan. 5, 2009.....Victoria Dunlap
 Dec. 14, 2009.....Victoria Dunlap
 Jan. 25, 2010.....Victoria Dunlap
 Feb. 1, 2010.....Victoria Dunlap
 Feb. 15, 2010.....Victoria Dunlap
 Nov. 22, 2010.....Victoria Dunlap
 Dec. 13, 2010.....Victoria Dunlap
 Dec. 27, 2010.....Keyla Snowden
 Nov. 28, 2011.....A'dia Mathies
 Dec. 6, 2011.....A'dia Mathies
 Jan. 9, 2011.....A'dia Mathies
 Dec. 10, 2012.....DeNesha Stallworth
 Jan. 21, 2013.....A'dia Mathies

Feb. 11, 2013.....A'dia Mathies
 Dec. 2, 2013.....DeNesha Stallworth
 Dec. 9, 2013.....Jennifer O'Neill
 Feb. 17, 2014.....Jennifer O'Neill
 Dec. 8, 2014.....Janee Thompson
 Jan. 5, 2015.....Janee Thompson
Feb. 16, 2015.....**Makayla Epps**
Dec. 15, 2015.....**Makayla Epps**
Feb. 29, 2015.....**Evelyn Akhator**

SEC FRESHMAN OF THE WEEK

Dec. 12, 2005.....Carly Ormerod
 Feb. 13, 2006.....Carly Ormerod
 Nov. 25, 2007.....Victoria Dunlap
 Dec. 30, 2007.....Amber Smith
 Jan. 13, 2008.....Victoria Dunlap
 Feb. 10, 2008.....Victoria Dunlap
 Nov. 30, 2009.....A'dia Mathies
 Jan. 25, 2010.....A'dia Mathies
 Feb. 15, 2010.....A'dia Mathies
 Jan. 17, 2011.....Bernisha Pinkett
 Jan. 24, 2011.....Jennifer O'Neill
 Nov. 14, 2011.....Bria Goss
 Dec. 6, 2011.....Bria Goss
 Jan. 16, 2012.....Bria Goss
 Feb. 20, 2012.....Bria Goss
 Dec. 16, 2013.....Linnae Harper
 Dec. 29, 2014.....Alexis Jennings
The SEC began a Freshman of the Week in 2005-06

SEC 1ST YEAR ACADEMIC HONOR ROLL

2005.....Carly Ormerod
 2005.....Oreonna Taylor
 2008.....Amber Smith
 2008.....Carly Morrow
 2011.....Katine Evans
 2011.....Jennifer O'Neill
 2013.....Janee Thompson
2014.....**Makayla Epps**
 2014.....Linnae Harper
 2015.....Jaycee Coe
 2015.....Ivana Jakubcova
 2015.....Alexis Jennings
2015.....**Alyssa Rice**
2016.....**Evelyn Akhator**
 2016.....Batouly Camara
2016.....**Makenzie Cann**
2016.....**Maci Morris**
2016.....**Taylor Murray**

FRANK HAM SOCIETY OF CHARACTER

1999.....Tiffany Wait
 2000.....Katie Vieth
 2006.....Stephanie Stumbo
 2008.....Chanté Bowman
 2008.....Carly Ormerod
 2010.....Carly Morrow
 2013.....Kastine Evans
 2015.....Bria Goss

SEC COACH OF THE YEAR

2006.....Mickie DeMoss (AP and Coaches)
2010.....**Matthew Mitchell (AP and Coaches)**
2012.....**Matthew Mitchell (AP)**

SEC PLAYER OF THE YEAR

2010.....Victoria Dunlap (AP and Coaches)
 2011.....Victoria Dunlap (AP)
 2012.....A'dia Mathies (AP and Coaches)
 2013.....A'dia Mathies (AP and Co-Coaches)

SEC FRESHMAN OF THE YEAR

2010.....A'dia Mathies (Coaches)
 2012.....Bria Goss (AP and Coaches)

SEC 6TH WOMAN PLAYER OF THE YEAR

2012.....Keyla Snowden*



INDIVIDUAL HONORS

2014..... Jennifer O'Neill*
 2015..... Jennifer O'Neill
 * Co-Player of the Year

SEC DEFENSIVE PLAYER OF THE YEAR

2011..... Victoria Dunlap

SEC ALL-DEFENSIVE TEAM

2010..... Victoria Dunlap
 2011..... Victoria Dunlap
 2011..... A'dia Mathies
 2012..... A'dia Mathies
 2013..... Samarie Walker

SEC SCHOLAR-ATHLETE OF THE YEAR

2008..... Chelsea Chowning

ALL-SEC (COACHES)

1982..... Valerie Still (First team)
 1982..... Lea Wise (First team)
 1983..... Valerie Still (First team)
 1983..... Patty Jo Hedges (First team)
 1984..... Leslie Nichols (First team)
 1985..... Leslie Nichols (First team)
 1986..... Leslie Nichols (First team)
 1987..... Sandy Harding (First team)
 1988..... Belitta Croley (First team)
 1988..... Jodie Whitaker (Second team)
 1989..... Jodie Whitaker (Second team)
 1990..... Vanessa Foster-Sutton (First team)
 1990..... Tracye Davis (Second team)
 1991..... Stacy McIntyre (HM)
 1992..... Stacy McIntyre (HM)
 1993..... Jocelyn Mills (First team)
 1993..... Stacey Reed (Second team)
 1994..... Stacey Reed (First team)
 1994..... Tedra Eberhart (Second team)
 1995..... Stacey Reed (Second team)
 1996..... Kim Denkins (Second team)
 1998..... Jaye Barnes (Second team)
 1999..... Laura Meadows (Second team)
 1999..... Tiffany Wait (Second team)
 2002..... SeSe Helm (Second team)
 2004..... Sara Potts (Second team)
 2005..... Sara Potts (Second team)
 2006..... Samantha Mahoney (Second team)
 2007..... Samantha Mahoney (Second team)
 2007..... Sarah Elliott (Second team)
 2008..... Samantha Mahoney (Second team)
 2008..... Sarah Elliott (Second team)
 2009..... Victoria Dunlap (Second team)
 2009..... Eleia Roddy (Second team)
 2010..... Victoria Dunlap (First team)
 2010..... A'dia Mathies (Second team)
 2011..... Victoria Dunlap (First team)
 2011..... A'dia Mathies (Second team)
 2012..... A'dia Mathies (First team)
 2013..... A'dia Mathies (First team)
 2013..... DeNesha Stallworth (First team)
 2013..... Samarie Walker (Second team)
 2014..... Jennifer O'Neill (Second team)
 2014..... DeNesha Stallworth (Second team)
 2015..... Makayla Epps (First team)
 2015..... Jennifer O'Neill (Second team)
 2016..... Makayla Epps (First team)
 2016..... Evelyn Akhator (Second team)
 2016..... Jancee Thompson (Second Team)

HONORABLE MENTION (COACHES)

1991..... Stacy McIntyre
 1992..... Stacy McIntyre

ALL-SEC (AP)

1982..... Valerie Still (First team)
 1983..... Valerie Still (First team)
 1983..... Patty Jo Hedges (First team)
 1984..... Leslie Nichols (First team)



*First-Team
 All-SEC by
 league coaches
 and AP in 2015,
 2016.*



*Second-Team
 All-SEC by
 league coaches
 and AP in 2016.*

1985..... Leslie Nichols (First team)
 1986..... Leslie Nichols (First team)
 1987..... Sandy Harding (First team)
 1988..... Belitta Croley (First team)
 1990..... Vanessa Foster-Sutton (First team)
 1993..... Jocelyn Mills (First team)
 1994..... Stacey Reed (First team)
 2001..... LaTonya McDole (HM)
 2003..... Rita Adams (Third team)
 2004..... Sara Potts (Second team)
 2005..... Sara Potts (Second team)
 2006..... Sarah Elliott (HM)
 2006..... Jennifer Humphrey (HM)
 2006..... Samantha Mahoney (HM)
 2007..... Sarah Elliot (Second team)

2007..... Jennifer Humphrey (HM)
 2007..... Samantha Mahoney (HM)
 2008..... Samantha Mahoney (HM)
 2009..... Victoria Dunlap (Second team)
 2009..... Eleia Roddy (HM)
 2010..... Victoria Dunlap (First team)
 2011..... Victoria Dunlap (First team)
 2011..... A'dia Mathies (HM)
 2012..... A'dia Mathies (First team)
 2012..... Bria Goss (HM)
 2013..... A'dia Mathies (First team)
 2013..... DeNesha Stallworth (Second team)
 2014..... Jennifer O'Neill (HM)
 2014..... DeNesha Stallworth (HM)
 2015..... Makayla Epps (First team)
 2015..... Jennifer O'Neill (HM)
 2016..... Makayla Epps (First team)
 2016..... Evelyn Akhator (Second team)
 2016..... Jancee Thompson (HM)
 Note: From 1989 to 1997 the Coaches All-SEC team was sponsored by The Tennessean. The Associated Press started their own All-SEC team in 1997.

SEC ALL-FRESHMAN TEAM

1989..... Kristi Cushenberry (First Team)
 1990..... Jocelyn Mills (HM)
 1998..... Laura Meadows
 2001..... Selia "SeSe" Helm
 2005..... Sarah Elliott
 2005..... Samantha Mahoney
 2006..... Carly Ormerod
 2008..... Victoria Dunlap *
 2008..... Amber Smith *
 2010..... A'dia Mathies *
 2011..... Bernisha Pinkett
 2012..... Bria Goss
 2014..... Linnae Harper
 2015..... Alexis Jennings
 2016..... Maci Morris
 * Unanimous selection

Note: The Tennessean sponsored the All-Freshman team from 1987 to 1997. The SEC did not honor a freshman team in 1999.

SEC ALL-TOURNAMENT TEAM

1980..... Valerie Still
 1981..... Valerie Still
 1982..... Valerie Still (MVP)
 1982..... Patty Jo Hedges
 1988..... Jodie Whitaker
 1992..... Stacy McIntyre
 2010..... Victoria Dunlap
 2010..... A'dia Mathies
 2011..... Victoria Dunlap
 2012..... A'dia Mathies
 2012..... Keyla Snowden
 2013..... A'dia Mathies
 2014..... Linnae Harper
 2014..... DeNesha Stallworth
 2015..... Makayla Epps
 2016..... Makayla Epps

NCAA TOURNAMENT REGIONAL TEAMS

2010..... Victoria Dunlap (Kansas City)
 2012..... Samarie Walker (Kingston)
 2013..... Jennifer O'Neill (Bridgeport)

In 2010, UK swept the SEC awards by the league coaches as Matthew Mitchell was named SEC Coach of the Year, Victoria Dunlap was SEC Player of the Year and A'dia Mathies was SEC Freshman of the Year. It marked just the second time in SEC history that one team won all three of the top honors. Tennessee's Pat Summitt, Chamique Hold-slaw and Tamika Catchings also accomplished the feat in 1998 en route to its sixth NCAA Championship title.



1,000 POINT CLUB



1. VALERIE STILL (6-1, CENTER, 1980-83) - 2,763

Year	GP/GS	FG-FGA	PCT	FT-FTA	PCT	REB-AVG	PTS-AVG	Blocks	Steals	Assists
1979-80	29-29	256-463	55.3	129-183	70.0	403-13.9	641-22.1	46	43	32
1980-81	30-30	260-447	58.1	108-154	70.1	329-10.9	628-20.9	53	64	37
1981-82	32-32	329-565	58.2	136-199	68.3	457-14.3	794-24.8	39	56	46
1982-83	28-28	273-456	59.9	154-212	72.6	336-12.0	700-25.0	18	38	24
Career	119-119	1118-1931	57.8	527-748	70.0	1525-12.8	2763-23.2	156	201	139



2. A'DIA MATHIES (5-9, GUARD, 2010-2013) - 2,014

Year	GP/GS	FG-FGA	PCT	3P-3PA	PCT	FT-FTA	PCT	REB-AVG	PTS-AVG	Blocks	Steals	Assists
2009-10	36/36	178-439	.405	31-107	.290	104-149	.698	174-4.8	491-13.6	22	93	87
2010-11	34-33	146-337	.433	22-66	.333	121-178	.680	159-4.7	435-12.8	12	71	89
2011-12	34-34	181-424	.427	51-135	.378	96-141	.681	175-5.1	509-15.0	21	87	93
2012-13	36-36	207-487	.425	73-173	.422	92-122	.754	162-4.5	579-16.1	15	69	80
Career	140-139	712-1687	.422	177-481	.368	413-590	.700	670-4.8	2014-14.4	70	320	349



3. VICTORIA DUNLAP (6-1, FORWARD, 2008-2011) - 1,846

Year	GP/GS	FG-FGA	PCT	3P-3PA	PCT	FT-FTA	PCT	REB-AVG	PTS-AVG	Blocks	Steals	Assists
07-08	33-33	100-228	.439	0-7	.000	40-101	.396	228-6.9	240-7.3	25	43	26
08-09	32-32	162-336	.482	2-8	.250	85-153	.556	290-9.1	411-12.8	38	57	32
09-10	35-35	228-459	.497	2-7	.286	175-254	.689	293-8.4	633-18.1	66	107	48
10-11	33-33	206-450	.458	5-12	.417	145-206	.704	288-8.7	562-17.0	49	100	49
Career	133-133	696-1473	.473	9-34	.265	445-714	.623	1099-8.3	1846-13.9	178	307	155



4. LESLIE NICHOLS (6-0, FORWARD, 1983-86) - 1,797

Year	GP/GS	FG-FGA	PCT	FT-FTA	PCT	REB-AVG	PTS-AVG	Blocks	Steals	Assists
1982-83	28-28	130-247	52.6	58-88	67.0	197-7.0	318-11.3	38	36	59
1983-84	27-25	208-379	54.9	80-97	82.5	218-8.0	496-18.4	11	64	80
1984-85	27-26	211-423	49.9	75-96	78.1	247-9.1	497-18.4	23	74	68
1985-86	29-29	208-399	52.1	70-87	80.4	215-7.4	486-16.7	30	104	116
Career	111-108	757-1448	52.3	283-368	76.9	877-7.9	1797-18.2	102	278	323



5. SAMANTHA MAHONEY (5-10, GUARD, 2005-2008) - 1,601

Year	GP/GS	FG-FGA	PCT	3P-3PA	PCT	FT-FTA	PCT	REB-AVG	PTS-AVG	Blocks	Steals	Assists
2004-05	34-27	127-296	.429	17-38	.447	91-145	.628	109-3.2	362-10.6	17	30	67
2005-06	31-27	134-346	.387	25-97	.258	77-103	.748	81-2.6	370-11.9	11	38	75
2006-07	34-34	148-388	.381	31-107	.290	94-136	.691	121-3.6	421-12.4	23	40	86
2007-08	33-33	151-406	.372	40-113	.354	106-161	.658	100-3.0	448-13.6	6	32	74
Career	132-121	560-1436	.390	113-355	.318	368-545	.675	411-3.1	1601/12.1	57	140	302



6. PAM BROWNING (6-0, CENTER, 1975-78) - 1,598

Year	GP/GS	FG-FGA	PCT	FT-FTA	PCT	REB-AVG	PTS-AVG	Steals	Assists
1974-75	26	Stats Not Available					297-11.4		
1975-76	20	Stats Not Available					268-13.4		
1976-77	26			196-263	74.5	13.5	663-25.5		
1977-78	35-31	127-293	43.3	112-160	70.0	229-7.4	366-11.8		52
Career	107						1598-14.9		



7. SARA POTTS (6-0, GUARD, 2002-05) - 1,563

Year	GP/GS	FG-FGA	PCT	3P-3PA	PCT	FT-FTA	PCT	REB-AVG	PTS-AVG	Blocks	Steals	Assists
2001-02	28-15	82-221	.371	50-147	.340	24-33	.727	63-2.3	238-8.5	3	22	39
2002-03	27-27	118-293	.403	74-163	.454	16-27	.593	104-3.9	326-12.1	6	33	46
2003-04	28-28	166-429	.387	66-186	.355	71-91	.780	183-6.5	469-16.8	2	38	51
2004-05	34-34	186-446	.417	81-223	.363	77-89	.865	179-5.3	530-15.6	6	40	40
Career	117-104	552-1389	.397	271-719	.377	188-240	.783	529-4.5	1563-13.4	17	133	176





8. SARAH ELLIOTT (6-6, CENTER, 2005-2008) - 1,502

Year	GP/GS	FG-FGA	PCT	3P-3PA	PCT	FT-FTA	PCT	REB-AVG	PTS-AVG	Blocks	Steals	Assists
2004-05	34-11	149-267	.558	0-0	.000	56-83	.675	185-5.4	354-10.4	49	11	13
2005-06	31-26	149-273	.546	0-1	.000	49-73	.671	183-5.9	347-11.2	40	13	34
2006-07	34-33	208-372	.559	0-0	.000	44-69	.638	237-7.0	460-13.5	50	10	26
2007-08	33-29	151-309	.489	0-0	.000	39-52	.750	195-5.9	341/10.3	56	16	29
Career	132-99	657-1221	.538	0-1	.000	88-277	.679	800-6.1	1502/11.4	195	50	102



9. ELISABETH LUKSCHU (6-4, CENTER, 1978-81) - 1,488

Year	GP/GS	FG-FGA	PCT	FT-FTA	PCT	REB-AVG	PTS-AVG	Blocks	Steals	Assists
1977-78	35-23	100-182	55.0	42-70	58.6	142-6.2	242-10.5	-	-	3
1978-79	27-23	156-275	56.7	88-122	72.1	192-7.1	400-14.8	22	34	35
1979-80	29-29	169-274	61.7	104-147	71.0	201-6.9	442-15.2	13	23	24
1980-81	28-26	161-268	60.0	82-121	67.7	187-6.6	404-14.7	20	20	20
Career	119-101	586-999	58.7	316-460	68.7	722-6.0	1488-12.5	-	-	82



10. SELIA "SESE" HELM (6-4, CENTER, 2001-2004) - 1,487

Year	GP/GS	FG-FGA	PCT	3P-3PA	PCT	FT-FTA	PCT	REB-AVG	PTS-AVG	Blocks	Steals	Assists
2000-01	24-21	115-246	.467	2-7	.286	62-72	.861	112-4.7	294-12.3	5	14	7
2001-02	29-29	198-388	.510	4-11	.364	92-115	.800	194-6.7	492-17.0	9	24	17
2002-03	27-26	122-251	.486	7-18	.389	58-79	.734	176-6.5	309-11.4	12	16	27
2003-04	28-27	155-310	.500	3-15	.200	79-103	.767	190-6.8	392-14.0	21	11	18
Career	108-103	590-1195	.494	16-51	.314	291-369	.789	672/6.2	1487-13.8	37	75	9



11. STACEY REED (5-7, GUARD, 1992-95) - 1,482

Year	GP/GS	FG-FGA	PCT	3P-3PA	PCT	FT-FTA	PCT	REB-AVG	PTS-AVG	Steals	Assists
1991-92	30-26	88-266	33.1	30-114	26.3	62-83	74.7	88-2.9	268-8.9	69	90
1992-93	28-28	104-264	39.4	65-168	38.7	45-56	80.4	112-4.0	318-11.4	68	101
1993-94	28-28	171-411	41.6	44-135	32.6	123-162	75.9	191-6.8	509-18.2	97	138
1994-95	28-28	149-377	39.5	37-131	28.2	52-69	75.4	190-6.8	387-13.8	75	113
Career	114-110	512-1318	38.0	176-548	32.0	282-370	76.0	581-5.1	1482-13.0	309	442



12. JENNIFER O'NEILL (5-6, GUARD, 2010-15) - 1,449

Year	GP/GS	FG-FGA	PCT	3P-3PA	PCT	FT-FTA	PCT	REB-AVG	PTS-AVG	Blocks	Steals	Assists
2010-11	30-3	49-146	.336	21-58	.362	34-46	.739	39-1.3	153-5.1	1	14	26
2012-13	35-32	132-335	.394	67-188	.356	50-70	.714	82-2.3	381-10.9	2	47	99
2013-14	35-3	138-358	.385	55-151	.364	110-157	.701	84-2.4	441-12.6	2	35	99
2014-15	33-20	153-416	.368	54-167	.323	114-158	.722	113-3.4	474-14.4	7	46	68
TOTAL	133-58	472-1255	.376	197-564	.349	308-431	.715	318-2.4	1449-10.9	12	142	292



13. TIFFANY WAIT (5-11, GUARD/FORWARD, 1996-2000) - 1,445

Year	GP/GS	FG-FGA	PCT	3P-3PA	PCT	FT-FTA	PCT	REB-AVG	PTS-AVG	Steals	Assists
1995-96	6-2	19-38	50.0	8-22	36.4	24-32	75.0	10-1.7	70-11.7	8	10
1996-97	27-26	118-271	43.5	16-41	39.0	82-110	75.5	107-4.0	335-12.4	42	103
1997-98	28-28	105-259	40.5	16-51	31.4	98-119	82.4	81-2.9	324-11.6	48	75
1998-99	32-32	135-338	39.9	46-110	41.8	121-149	81.2	103-3.2	437-13.7	33	93
1999-2000	29-29	90-236	38.1	29-95	30.5	70-90	77.8	72-2.5	279-9.6	44	58
Career	122-117	467-1142	41.0	115-319	36.1	396-500	79.2	383-3.1	1445-11.8	175	339



14. JODIE WHITAKER (5-7, GUARD, 1986-89) - 1,433

Year	GP/GS	FG-FGA	PCT	3P-3PA	PCT	FT-FTA	PCT	REB-AVG	PTS-AVG	Steals	Assists
1985-86	26-20	123-234	52.6	-	-	33-39	84.6	56-2.1	279-10.7	40	119
1986-87	28-28	152-330	46.1	-	-	36-43	83.7	103-3.7	340-12.1	41	90
1987-88	29-29	164-419	39.1	48-126	38.1	80-92	87.0	133-4.6	456-15.7	44	177
1988-89	28-23	132-334	39.5	32-91	35.2	62-85	72.9	107-3.8	358-12.8	33	78
Career	111-100	571-1317	43.0	80-217	36.8	211-259	81.0	399-3.6	1433-12.9	158	464





15. KRISTI CUSHBERRY (5-9, GUARD/FORWARD, 1989-92) - 1,358

Year	GP/GS	FG-FGA	PCT	3P-3PA	PCT	FT-FTA	PCT	REB-AVG	PTS-AVG	Steals	Assists
1988-89	28-26	129-268	48.1	18-35	51.4	85-100	85.0	109-3.9	361-12.9	2	52
1989-90	31-23	134-290	46.2	22-51	43.1	66-91	72.5	81-2.6	356-11.5	25	49
1990-91	29-29	108-258	41.9	36-99	36.4	67-86	77.9	88-3.0	319-11.0	31	63
1991-92	30-29	94-234	40.2	34-92	37.0	100-130	76.9	90-3.0	322-10.7	37	62
Career	118-107	465-1050	44.0	110-277	39.7	318-407	78.0	368-3.11	1358-11.5	95	226



16. BELITTA CROLEY (5-10, FORWARD, 1985-88) - 1,339

Year	GP/GS	FG-FGA	PCT	3P-3PA	PCT	FT-FTA	PCT	REB-AVG	PTS-AVG	Blocks	Steals	Assists
1984-85	16-3	44-103	42.7	-	-	26-32	81.2	65-4.1	114-7.1	3	21	14
1985-86	27-22	150-314	47.8	-	-	28-51	54.9	146-5.4	328-12.1	10	45	57
1986-87	28-28	209-409	51.1	-	-	77-98	78.6	198-7.1	495-17.7	16	73	56
1987-88	23-20	166-322	51.6	1-1	100.0	69-87	79.3	190-8.3	402-17.5	16	43	73
Career	94-73	569-1148	49.0	1-1	100.0	200-268	74.0	599-6.4	1339-14.2	45	182	200



17. BRIA GOSS (5-10, GUARD, 2011-15) - 1,318

Year	GP/GS	FG-FGA	PCT	3P-3PA	PCT	FT-FTA	PCT	REB-AVG	PTS-AVG	Blocks	Steals	Assists
2011-12	35-35	126-339	.372	34-103	.330	98-134	.731	141-4.0	384-11.0	2	50	52
2012-13	36-22	102-265	.385	28-100	.280	86-102	.843	105-2.9	318-8.8	4	57	44
2013-14	35-34	99-250	.396	32-90	.356	127-141	.901	143-4.1	357-10.2	10	39	46
2014-15	28-28	77-192	.401	18-73	.247	87-109	.798	111-4.0	259-9.3	8	40	34
Career	134-119	404-1046	.386	112-366	.306	398-486	.819	500-3.7	1318-9.8	24	186	176



18. STACY MCINTYRE (5-8, FORWARD, 1989-92) - 1,215

Year	GP/GS	FG-FGA	PCT	3P-3PA	PCT	FT-FTA	PCT	REB-AVG	PTS-AVG	Steals	Assists
1988-89	26-2	22-61	36.1	-	-	18-36	50.0	93-3.6	62-2.4	15	19
1989-90	31-24	88-230	38.3	2-13	15.4	58-90	64.4	147-4.7	236-7.6	44	71
1990-91	29-29	155-350	44.3	28-101	27.7	96-130	73.8	149-5.1	434-15.0	68	72
1991-92	30-30	162-337	48.1	35-99	35.4	124-160	77.5	148-4.9	483-16.1	62	49
Career	116-85	427-978	43.0	65-213	30.5	296-416	71.0	537-4.6	1215-10.5	189	211



19. MAKAYLA EPPS (5-10, GUARD, 2014-PRESENT) - 1,207

Year	GP/GS	FG-FGA	PCT	3P-3PA	PCT	FT-FTA	PCT	REB-AVG	PTS-AVG	Blocks	Steals	Assists
2013-14	34-1	56-116	.483	12-41	.293	31-46	.674	47-1.4	155-4.6	0	11	46
2014-15	34-22	184-414	.444	24-76	.316	114-165	.691	156-4.6	506-14.9	6	45	101
2015-16	32-32	207-438	.473	26-92	.283	106-146	.726	154-4.8	546-17.1	4	41	143
2016-17	TBD											
Career	100-55	447-968	.462	62-209	.297	251-357	.703	357-3.6	1207-12.1	10	97	290



20. MARIA DONHOFF (5-11, GUARD, 1978-81) - 1,187

Year	GP/GS	FG-FGA	PCT	FT-FTA	PCT	REB-AVG	PTS-AVG	Blocks	Steals	Assists
1977-78	33-35	165-370	45.0	83-131	63.4	199-6.0	413-12.5	-	-	35
1978-79	29-13	115-267	43.1	72-105	68.6	174-6.0	302-10.4	9	27	38
1979-80	29-29	86-205	42.0	52-71	73.2	152-5.2	224-7.7	7	28	42
1980-81	30-30	103-224	45.9	42-70	60.0	167-5.5	248-8.2	3	27	82
Career	121-107	469-1066	44.0	249-377	66.0	692-5.7	1187-9.8	-	-	197



21. LATONYA MCDOLE (6-1, FORWARD, 1999-2002) - 1,180

Year	GP/GS	FG-FGA	PCT	3P-3PA	PCT	FT-FTA	PCT	REB-AVG	PTS-AVG	Steals	Assists
1998-99	32-17	99-219	.452	5-21	.238	62-99	.626	175-5.5	265-8.3	40	44
1999-2000	29-29	127-292	.435	0-2	.000	81-129	.628	175-6.0	335-11.6	57	45
2000-01	27-25	140-292	.479	2-7	.286	63-116	.543	345/12.8	193-7.1	77	55
2001-02	29-29	104-235	.443	1-7	.143	26-62	.419	168-5.8	235-8.1	69	57
Career	117-100	470-1038	.453	8-37	.216	232-406	.571	711-6.1	1180-10.1	243	201





22. LEA WISE (5-7, GUARD, 1980-83) - 1,179

Year	GP/GS	FG-FGA	PCT	FT-FTA	PCT	REB-AVG	PTS-AVG	Blocks	Steals	Assists
1979-80	29-29	101-232	43.5	36-52	69.2	65-2.2	238-8.2	2	32	101
1980-81	31-29	96-224	42.8	39-51	76.4	63-2.0	231-7.4	5	47	104
1981-82	32-30	162-333	48.6	46-63	73.0	79-2.5	370-11.6	6	43	134
1982-83	28-28	139-295	47.1	62-77	80.5	66-2.3	340-12.1	3	36	125
Career	120-116	498-1084	45.0	183-243	75.3	273-2.3	1179-9.8	16	158	464



23. PATTY JO HEDGES (5-7, GUARD, 1980-83) - 1,176

Year	GP/GS	FG-FGA	PCT	FT-FTA	PCT	REB-AVG	PTS-AVG	Blocks	Steals	Assists
1979-80	29-19	88-212	41.5	40-53	75.5	63-2.2	216-7.4	16	60	141
1980-81	31-31	107-259	41.3	69-94	73.4	111-3.5	283-9.1	10	78	181
1981-82	32-31	122-322	37.8	80-116	68.9	134-4.2	324-10.1	8	61	209
1982-83	28-28	141-296	47.6	71-102	69.6	133-4.7	353-12.6	10	73	200
Career	120-109	458-1089	42.0	260-365	71.0	441-3.7	1176-9.8	44	272	731



24. JOCELYN MILLS (6-0, CENTER, 1990-93) - 1,170

Year	GP/GS	FG-FGA	PCT	3P-3PA	PCT	FT-FTA	PCT	REB-AVG	PTS-AVG	Steals	Assists
1989-90	28-7	92-181	50.8	-	-	56-78	71.8	132-4.7	240-8.6	24	16
1990-91	28-28	136-279	48.7	-	-	85-135	63.0	250-8.9	360-12.9	54	31
1991-92	19-4	47-115	40.9	-	-	44-65	67.7	111-5.8	138-7.3	16	15
1992-93	28-28	174-344	50.6	2-9	22.2	82-124	66.1	210-7.5	432-15.4	41	30
Career	103-67	449-919	48.0	2-9	22.2	267-40.2	66.0	703-6.8	1170-11.4	135	92



25. KAREN MOSLEY (6-3, FORWARD/CENTER, 1983-86) - 1,135

Year	GP/GS	FG-FGA	PCT	FT-FTA	PCT	REB-AVG	PTS-AVG	Blocks	Steals	Assists
1982-83	28-0	44-82	53.6	33-51	65.0	94-3.3	121-4.3	2	12	6
1983-84	28-15	148-286	51.7	58-71	81.7	186-6.6	354-12.6	11	23	30
1984-85	26-26	142-293	48.4	53-77	68.8	179-6.9	337-12.9	18	29	21
1985-86	27-23	136-248	54.8	51-73	69.9	174-6.4	323-12.0	16	28	31
Career	109-64	470-909	51.0	195-272	71.0	633-5.8	1135-10.4	47	92	88



26. JANET TIMPERMAN (5-10, GUARD/FORWARD, 1976-79) - 1,080

Year	GP/GS	FG-FGA	PCT	FT-FTA	PCT	REB-AVG	PTS-AVG	Steals	Assists
1975-76		Stats Not Available							
1976-77	-	-	-	-	-	9.5	12.6	-	-
1977-78	35-35	135-344	39.2	23-35	69.0	152-4.3	293.8.4	-	60
1978-79	29-27	112-284	39.4	31-40	77.5	136-4.7	255-8.8	52	52

Career: Complete career stats not available



27. TEDRA EBERHART (5-11, GUARD/FORWARD, 1991-94) - 1,071

Year	GP/GS	FG-FGA	PCT	3P-3PA	PCT	FT-FTA	PCT	REB-AVG	PTS-AVG	Blocks	Steals	Assists
1990-91	29-0	55-131	42.0	-	-	19-24	79.2	73-2.5	130-4.5	7	23	16
1991-92	29-1	77-173	44.5	-	-	38-51	74.5	84-2.9	211-7.3	4	38	15
1992-93	27-26	103-262	39.3	-	-	51-84	60.7	150-5.6	270-10.0	7	57	44
1993-94	28-28	168-367	45.8	38-101	37.6	86-113	76.1	180-6.4	460-16.4	11	70	64
Career	113-55	458-933	49.0	38-101	37.6	194-27.2	71.0	487-4.3	1071-9.5	29	188	139



28. KIM DENKINS (6-3, CENTER, 1995-98) - 1,057

Year	GP/GS	FG-FGA	PCT	FT-FTA	PCT	REB-AVG	PTS-AVG	Blocks	Steals	Assists
1994-95	27-9	56-131	42.7	35-48	72.9	142-5.3	147-5.4	16	25	17
1995-96	27-27	159-310	51.3	99-138	71.7	242-9.0	417-15.4	15	30	23
1996-97	25-21	88-199	44.2	71-94	75.5	193-7.7	247-9.9	13	25	31
1997-98	28-20	91-173	52.6	64-88	72.7	185-6.6	246-8.8	22	28	24
Career	107-77	394-813	48.0	269-368	73.0	762-7.1	1057-9.9	66	108	95





29. DEBBIE MILLER (6-1, GUARD, 1984-87) - 1,031

Year	GP/GS	FG-FGA	PCT	FT-FTA	PCT	REB-AVG	PTS-AVG	Blocks	Steals	Assists
1983-84	24-0	24-46	52.1	21-25	84.0	74-3.0	69-2.9	2	9	11
1984-85	28-27	73-149	49.0	53-66	80.3	151-5.4	199-7.1	22	30	29
1985-86	29-23	138-229	60.3	84-108	77.8	168-5.8	360-12.4	20	36	16
1986-87	28-28	161-275	58.5	81-101	80.2	223-8.0	403-14.4	22	37	27
Career	109-78	396-699	56.0	239-300	79.0	616-5.7	1031-8.5	66	112	83



30. JANEY THOMPSON (5-7, POINT GUARD, 2013-2016) - 1,024

Year	GP/GS	FG-FGA	PCT	3P-3PA	PCT	FT-FTA	PCT	REB-AVG	PTS-AVG	Blocks	Steals	Assists
2012-13	34-0	47-136	.346	12-40	.300	30-42	.714	33-1.0	136-4.0	1	21	31
2013-14	35-33	107-270	.396	15-58	.259	71-108	.657	73-2.1	300-8.6	1	39	107
2014-15	17-17	56-149	.376	9-31	.290	50-64	.781	78-2.4	171-10.1	3	29	52
2015-16	33-32	145-363	.399	56-144	.389	71-86	.826	78-2.4	417-12.6	3	35	157
Career	119-82	355-918	.387	92-273	.337	222-300	.740	232-1.9	1024-8.6	8	124	347



31. LAURA MEADOWS (6-3, FORWARD/GUARD, 1998-2000) - 1,024

Year	GP/GS	FG-FGA	PCT	3P-3PA	PCT	FT-FTA	PCT	REB-AVG	PTS-AVG	Blocks	Steals	Assists
1997-98	28-27	114-329	.347	43-129	.333	39-54	.722	162-5.8	310-11.1	35	47	93
1998-99	32-32	147-339	.434	31-94	.330	67-97	.691	195-6.1	392-12.3	33	42	93
1999-2000	29-21	140-271	.517	3-15	.200	39-68	.574	188-6.5	322-11.1	27	39	62
Career	89-80	401-939	.427	77-238	.324	145-219	.662	545-6.1	1024-11.5	95	128	248



32. SANDY HARDING (5-10, GUARD, 1984-87) - 1,023

Year	GP/GS	FG-FGA	PCT	FT-FTA	PCT	REB-AVG	PTS-AVG	Steals	Assists
1983-84	28-27	76-158	48.1	27-38	71.0	71-2.5	179-6.4	55	168
1984-85	27-25	84-181	46.4	60-74	81.1	58-2.1	228-8.4	52	170
1985-86	28-25	114-229	49.8	37-45	82.2	63-2.2	265-9.5	53	183
1986-87	28-28	151-287	52.6	49-67	73.1	99-3.5	351-12.5	64	185
Career	111-105	425-855	49.0	173-224	77.0	291-2.6	1023-9.2	224	70

Makayla Epps was honored before Kentucky's game vs. Arkansas last season with her 1,000-point club ball.



In her second to last game, Janey Thompson reached 1,000 career points and was presented a commemorative ball at the team banquet following the season.



KENTUCKY WOMEN'S BASKETBALL TIMELINE

Kentucky women's basketball has been recognized as having a spirited and winning tradition. It was in the early 1900s that women began playing the new game on "Miss Nettie's Lawn" in Lexington ... and so the tradition continues.

1902 — The very first University of Kentucky basketball team was organized. Women's basketball begins on the UK campus with its first game on Feb. 21, 1903.

1904 — C.P. St. John coached the 1904 team, leading it to a 2-0 record with victories vs. Georgetown (14-10) and Jessamine Female Institute (28-1).



1906 — The 1906 UK women's basketball team, then known as Kentucky State College. The team, coached by Thomson Bryant, played only one game vs. Georgetown and fell, 15-14.

1924 — The 1924 team, coached by Bart Peak, swept its 10-game schedule and claimed not only the championship of Kentucky, but the championship of the South.

1902

1903

1904

1906

1924

1974



1903 — The 1903 UK women's basketball team was coached by Jane Todd Watson, finishing 1-0 by defeating KU (now Transylvania), 16-10.

1924 — The University Senate passed a bill to abolish women's basketball in part because according to state politicians basketball had proven to be a strenuous sport for boys and therefore was too strenuous for girls.

1974 — After a 50-year absence, at the turn of the 70s, women's teams at UK once again began playing intercollegiate games.

1974 — Sue Feamster coached UK from 1971-74 before it gained varsity status in 1974. Women's basketball finally reached varsity status and the team is given the nickname "Lady Cats."



KENTUCKY

WOMEN'S BASKETBALL

1976 — Feamster handed over the coaching reins to Debbie Yow, who compiled a 79-40 record in four seasons from 1976-1980. In 1979, Yow recruited Valerie Still, Patty Jo Hedges and Lea Wise, one of the best recruiting classes in UK women's basketball history.



1980 — Terry Hall arrived at UK in 1980 and was named the Kentucky Women's Intercollegiate Conference Coach of the Year in her first season at UK.

1983 — With the talented trio of Hedges, Still and Wise, Kentucky was ranked fourth twice during the '82-83 season and broke the national record for attendance at a women's collegiate game when 10,622 fans saw the Cats defeat Old Dominion, 80-66, in Memorial Coliseum on Feb. 5, 1983.



1977 — Lady Kat starting center Pam Browning became an All-American and compiled 1,598 points in her collegiate career. She ranks as the sixth-leading scorer at UK to this day.

1976

1977

1979

1980

1982

1983

1979 — The Lady Kats upset second-ranked Tennessee, 66-64, before 4,500 fans in Memorial Coliseum. The attendance got a big boost when the much-anticipated game between the school's men's teams later that evening was canceled because of snow.



1982 — The Cats captured the SEC Tournament title for the first time in school history with an 80-74 victory over Tennessee. Following the game, the huge home crowd stormed the court in a celebration that lasted nearly 30 minutes.

1982 — Lea Wise hit 15-of-16 outside shots against Illinois in an NCAA playoff game, helping the Cats win, 88-80. Wise, a Lexington product, also led the team in autograph and photo requests because of her flashy and productive court play and her resemblance to actress Farrah Fawcett.





1983 — Valerie Still became the all-time leading scorer (among men and women) in Kentucky basketball history with 2,763 points in 119 games, a record that still stands.

1983

1986

1986 — Kentucky served as the host to the NCAA women's Final Four in Rupp Arena.

1987 — Sharon Fanning is named the fourth head coach of the Lady Kats.



1987

1987 — The three-point goal is introduced to the women's game, proving to be an integral part of Kentucky basketball history for years to come.

1990

1990 — Under third-year coach Sharon Fanning, UK compiled a 23-8 record, edged into the top 25, and won three tournament titles, including an 85-76 come-from-behind victory over Toledo in the NWIT Championship.



1991 — UK scores one of the biggest upsets in the program's history with a 67-66 victory over intrastate rival and eventual NCAA runner-up Western Kentucky in Bowling Green.

1991



1991 — Kristi Cushenberry became a member of UK's 1,000-point club in 1991 and currently ranks 14th on the all-time scoring list.

1991 — One year after winning the NWIT, UK made its first NCAA appearance since 1985-86.



KENTUCKY

WOMEN'S BASKETBALL

1993 — UK re-enters the AP Poll at No. 24 after claiming the Lady Kat Invitational title.

1995 — Bernadette Locke-Mattox is chosen as the fifth head coach of the Cats.



1995 — Stacey Reed graduates after four successful seasons at UK, leading the Cats in scoring both her junior and senior seasons, and assists and steals during all four years at Kentucky. Reed also broke UK's all-time career steals record with 309.



1999 — The Cats shucked the Nebraska Cornhuskers, 98-92, in the first round of the 1999 NCAA Tournament West Region in Los Angeles, Calif. UK scored a record-breaking 64 second-half points.

1996 — Kim Denkins was an All-SEC selection as a sophomore and now ranks No. 21 on the all-time scoring list.

1998 — Mattox is chosen to be an assistant coach for the USA Basketball World Championship team.

1991

1993

1995

1996

1998

1999



1991 — Togetherness proved to be a successful formula as UK posted a 20-9 record and made its first appearance in the NCAA Tournament since 1985-86.



1999 — Erica Jackson led the Cats in both assists and steals in her two seasons as a Wildcat.

1999 — The Cats turned heads by charting more than 20 wins for the first time in nine years and defeating three ranked opponents. After reaching the semifinals of the SEC Tournament, the Cats beat Nebraska in the first round of the NCAA Tournament before falling to UCLA in the second round.



1998 — Jaye Barnes led the Cats in scoring in 1998.





2000 — Shantia Owens becomes the first player from UK to be taken in the WNBA draft, selected 53rd by the Phoenix Mercury.

2003 — Valerie Still's jersey is retired at halftime of the UK-Alabama game at Memorial Coliseum, marking the first time in school history that a woman's jersey was retired.



2000 — Tiffany Wait broke a school record for most games played with 122, also surpassing Jodie Whitaker on the Cats' all-time scoring list with 1,445 points. She currently ranks 12th.



2003 — Within months of her hire, Mickie DeMoss and her staff hit the recruiting trail and signed one of the most highly touted recruiting classes in school history. Many dubbed the 6th-ranked class as the "Fab Five".

2000

2001

2003

2004

2001 — The Wildcats took a summer tour of France and Switzerland and returned home with an unblemished 5-0 record.

2004 — Kentucky celebrates 30 years of varsity women's basketball.



2003 — After 18 seasons as an assistant coach at Tennessee, Mickie DeMoss is named the sixth head coach of the UK women's basketball team.

2004 — Senior and Kentucky native Selia "SeSe" Helm ended her UK career etched in the record book in three different categories: scoring (5th), rebounding (8th) and field goals (3rd).



KENTUCKY

WOMEN'S BASKETBALL

2004 — Enthusiasm generated by the hiring of the wildly popular Mickie DeMoss, combined with a brilliant and well-funded marketing plan, resulted in a staggering fan craze. Kentucky fans bought tickets at an unprecedented rate. UK ranked No. 1 nationally in increased attendance (3,488 more than the 2002-03 average), ranked No. 2 (behind perennial power Tennessee) in Southeastern Conference attendance, and was 16th nationally (5,182) in attendance average.



2005 — Freshman center Sarah Elliott scored a team-high 15 points to lead UK to a 71-63 win over 18th-ranked Georgia in Rupp Arena. It was UK Hoops' first win over a ranked opponent in five seasons and the first under second-year coach Mickie DeMoss. Elliott was named SEC Freshman of the Week after that performance, the first freshman to receive the honor in Wildcat history.

2005 — UK Coach Mickie DeMoss makes her first return to Thompson-Boling Arena in Knoxville, Tenn., where she first made a name for herself as a coach. DeMoss is presented with a glass vase by UT Coach Pat Summitt before a standing ovation.



2005 — UK completed the longest postseason run in school history by advancing to the 2005 WNIT final four. Sara Potts, who averaged 27.8 points per game during the four-game run was named to the All-Tournament team.

2004

2005

2004 — UK set new season attendance records in 2003-04, averaging 5,182 fans per game.



2005 — For the second consecutive season, the Wildcats broke the school's attendance record. A total of 90,663 fans passed through the turnstiles during the 2004-05 season, smashing the school's previous single-season attendance total of 72,553 set during the 2003-04 campaign.

2005 — Sara Potts concluded her illustrious career as the only player in UK women's basketball history to hit 200 or more 3-pointers in a career. She currently ranks eighth on the all-time scoring list (1,563 points).



2005 — Valerie Still was inducted into the charter class in the newly created UK Athletics Hall of Fame. She was the only female of the 88 inductees.



2006 — The Wildcats were ranked 21st in The Associated Press and 23rd in the USA Today/ESPN Coaches Poll for one week. UK's No. 21 ranking marked the highest ranking in the AP poll since receiving a No. 19 position on Feb. 10, 1985.



2006 — Kentucky became just the fourth unranked team in the history of NCAA women's basketball to knock off a No. 1 team when the Cats defeated top-ranked Tennessee, 66-63, on Jan. 26, 2006—Junior Jenny Pfeiffer led the Cats in scoring with 16 points, including 7-of-7 free-throws. Pfeiffer nailed the game-winning free-throws with 14.8 seconds remaining and junior Nastassia Alcius added two charity shots in the waning seconds of the game to ice the victory. It was Kentucky's first win over the Lady Vols in 20 years.



2006



2006 — A then school-record attendance of 13,689 fans witnessed Kentucky upset No. 1 Tennessee in Rupp Arena.



2006 — Sophomore Samantha Mahoney was Kentucky's leading scorer in 2005-06, averaging 11.9 ppg. She currently ranks fifth on UK's all-time scoring list with 1,601 career points.



2006 — DeMoss was named the SEC Coach of the Year by the SEC coaches and The Associated Press, UK's first in school history.

2006 — DeMoss piloted a team that went from winning a combined 20 games in the two years prior to her arrival in 2003, to a record-breaking regular season that included the most wins (22) since 1989-90, the most conference wins in school history (nine), the highest conference finish (fourth) in 23 years, an appearance in the SEC Tournament semifinals for the first time in seven years, and UK's first bid in the NCAA Tournament in seven years with its highest seed (fifth) since 1983.



2007 — During halftime of the UK vs. Ole Miss game on Jan. 17, a special ceremony took place as 571 fallen soldiers from Kentucky were honored. Since its completion in 1950, Memorial Coliseum has borne the names of thousands of Kentucky's war dead. But the lists of names — framed and hung on the walls of the ramps along two sides of the coliseum — had not been updated since the end of the Vietnam War. Their names were added to those of their predecessors during the ceremony. A season-high 7,565 fans and family members of the fallen soldiers witnessed the special event in Memorial Coliseum.



2007 — Coach Matthew Mitchell earned his first win as the head coach at Kentucky when the Wildcats defeated USC-Upstate in the season opener, 74-59, on Nov. 10, 2007.

2007 — After four seasons at the helm, Mickie DeMoss resigned April 11 as head coach. She compiled an overall record of 71-56 at Kentucky, including a 20-14 mark during the 2006-07 season.



2007 — Matthew Mitchell was named the seventh head coach in UK Hoops history on April 23, 2007. He was welcomed by UK President Dr. Lee T. Todd, Jr. and Athletics Director Mitch Barnhart.

2008 — Kentucky charted eight wins during regular season Southeastern Conference play, marking the second-most league wins in school history. In his first season as head coach of the Wildcats, Matthew Mitchell's eight SEC wins were the most conference wins by a first-year head coach in UK Hoops history.

2007

2008



2007 — Jennifer Humphrey pulled down 964 career rebounds, becoming just the second Wildcat in UK history to chart over 900 rebounds in a career. Former All-American Valerie Still (1,525 rebounds) is the other Wildcat to accomplish the feat.

2008 — A school-record five Wildcats earned postseason SEC honors. Samantha Mahoney and Sarah Elliott were named to the second team, Victoria Dunlap and Amber Smith were selected to the All-Freshman Team and Chelsea Chowning was named the SEC Scholar Athlete of the Year. Elliott and Mahoney also were named honorable mention All-SEC by The Associated Press.

2008 — Chelsea Chowning became the first women's basketball player in school history to earn Academic All-America honors when she was named to the 2008 ESPN The Magazine Academic All-America Third Team as selected by the College Sports Information Directors of America (CoSIDA).



2008 — The Wildcats participated in a school-record fourth consecutive postseason tournament with a quarterfinals finish in the WNIT. UK received a first-round bye and defeated Middle Tennessee and James Madison in Memorial Coliseum before narrowly falling to eventual champion Marquette in the quarterfinals in Lexington.



2008 — Samantha Mahoney scored a career-high 30 points in the post-season WNIT vs. James Madison and became UK's third all-time leading scorer. She ended her illustrious career with 1,601 points.



2009 — Kentucky defeated No. 13/19 Tennessee, 66-56, on Feb. 19, 2009. It marked the Cats' first win over the Lady Vols in Memorial Coliseum in 23 years (Jan. 24, 1986).



2009 — Senior Carly Ormerod ended her illustrious career ranked on several career lists including, 3-pointers made (8th - 101), 3-pointers attempted (7th - 315), 3-pt field goal percentage (10th - .321) and assists per game (9th - 2.92).

2009 — Sophomore Victoria Dunlap totaled a team-high 290 rebounds which ranks seventh on UK's single-season rebounding list.

2009 — Senior center Eleia Roddy recorded 12 double-doubles during her senior season. With seven consecutive double-doubles, she became just the fourth player in school history and first since Jocelyn Mills in 1991 to record double-doubles in four or more straight games. She and former UK All-American Valerie Still are the only players in school history to have recorded five or more consecutive double-doubles.

2008 — Senior center Sarah Elliott became UK's all-time leading blocker. She holds the school record for blocks in a game (6), season (56), and career (195).

2009

2008 — Seniors Chanté Bowman, Sarah Elliott, and Samantha Mahoney will forever leave a mark on the program as they helped UK appear in four straight postseason tournaments and ink several "firsts" in UK Hoops history in their four-year career.



2009 — Matthew Mitchell became the first Kentucky head coach since Terry Hall in the 80-81 & 81-82 seasons to advance to postseason in the first two years at the helm.

2009 — UK was the only school in the SEC to boast two or more graduates on its roster (Carly Ormerod and Eleia Roddy) during the 2008-09 season. Ormerod graduated an entire year early while Roddy graduated a semester ahead of schedule.



2009 — UK opened “Year Three” of the Matthew Mitchell era with the first game of the women’s collegiate basketball season against first-time opponent Boston in Memorial Coliseum. The Cats went on to win 92-58, the first of a school-record tying 11 straight wins to start the 2009-10 season.



2009 — UK defeated intrastate rival Louisville, 101-67, in front of the eighth-largest crowd in Memorial Coliseum. The Cats set the school record for free throws made (36) and attempted (52) in a game.

2010 — Hardly on anyone’s radar in the preseason, UK quickly caught the rapt attention of Wildcat fans and foes alike on its way to rolling up a school-record 28 wins, including 11 in conference play, reaching the finals of the SEC Tournament and advancing to the NCAA Regional finals.



2010 — UK, which received a No. 4 seed, advanced to the NCAA Elite Eight for just the second time in program history after upsetting top-seeded and ninth-ranked Nebraska in the Sweet 16.

2010 — Kentucky made its school-record sixth consecutive postseason appearance with their seventh overall bid to the NCAA Tournament.

2010 — UK finished with a national ranking of ninth in the USA Today/ESPN Coaches Poll and 19th in the AP poll.

2009

2010

2010 — The Cats went undefeated at home (17-0) for just the second time in school history. The 17 wins in Memorial Coliseum were a school record.



2010 — Junior Victoria Dunlap was named UK’s first SEC Player of the Year by the AP and league coaches. She also became just the second player in UK history to earn State Farm/WBCA (formerly Kodak) All-America honors, joining three-time All-American Valerie Still.

2010 — Freshman guard A’dia Mathies was named UK’s first SEC Freshman of the Year by the league coaches. She also earned Full-Court Press Second Team Freshman All-America honors and was Second Team All-SEC as well as being a unanimous choice for the All-SEC Freshman Team.

2010 — UK ranked among the top 20 in four different team categories in the NCAA statistical rankings, including third nationally in turnover margin (+7.33).



2010 — UK became just the second school in SEC history to sweep all three of the major SEC awards as Victoria Dunlap was SEC Player of the Year, A’dia Mathies was SEC Freshman of the Year and Matthew Mitchell was named SEC Coach of the Year. Tennessee did it prior to its 1998 national title.



2011 — The Wildcats charted their second straight 20-win season, marking the first time UK accomplished that feat since the 2005-06 and 2006-07 seasons.

2011 — UK finished second in the SEC regular season and was runner-up in the SEC Tournament for the second straight season.

2011 — The Wildcats made their school-record seventh consecutive postseason appearance with a second-round finish in the NCAA Tournament. It marked UK's first back-to-back NCAA appearances since the 1982-83 seasons.



2011 — Victoria Dunlap was the highest pick in the WNBA Draft in school history when she was selected in the first round as the 11th overall pick by the Washington Mystics in 2011.

2011



2011 — The Cats finished No. 17 in the final AP poll and No. 16 in final USA Today/ESPN coaches' poll. It marked the highest final AP ranking since the Wildcats finished 11th in 1983.

2011 — Victoria Dunlap ended her career ranked in the top 10 of 14 career lists, including No. 1 in all-time games played and started (133) and No. 2 all-time in scoring (1,846), rebounding (1,099), blocks (178), steals (307), free-throws made (445) and free-throws attempted (714).



2011 — For the first time in three years, the Wildcats returned to Rupp Arena on Dec 8, 2011. The Wildcats looked comfortable in their second home as they upset No. 6/5 Duke, 72-65, in front of a school-record 14,508 fans. Freshmen Bria Goss and Azia Bishop teamed up to combine for 31 points, 14 rebounds, four blocks and four steals on 15-24 shooting from the field. After defeating No. 10/11 Louisville just days before, the Duke win gave the Wildcats their first back-to-back wins over top 10 teams in school history.



2012 — A'dia Mathies turned in one of the most impressive individual performances in UK Hoops history, netting a career-best 34 points to go along with nine rebounds, two assists, two blocks and two steals in Kentucky's 61-60 win over No. 6/7 Tennessee in Memorial Coliseum. Mathies hit the game winner with 4.2 seconds remaining to snap the Lady Vols' 36-game SEC winning streak.



2012 — UK earned several postseason SEC honors as Matthew Mitchell was named SEC Coach of the Year by The Associated Press, A'dia Mathies was named SEC Player of the Year (Coaches and AP), Bria Goss was SEC Freshman of the Year (Coaches and AP) and Keyla Snowden was Co-6th Woman of the Year (Coaches). UK is the only SEC school to ever win three consecutive AP SEC Players of the Year honors. Victoria Dunlap was the AP SEC Player of the Year in 2010 and 2011, while Mathies was the 2012 AP SEC Player of the Year.

2012 — UK's defense, dubbed "40 minutes of dread," forced a school-record and NCAA-high 939 turnovers. The Cats forced Arkansas-Pine Bluff into a school-record 49 miscues.

2012 — UK tied the school record for wins at 28. The record was set in 2009-10. UK also won a school-record 13 SEC games.



2012 — Kentucky completed one of the most successful seasons in school history with a 28-7 overall record, including an 18-0 mark at home, and an appearance in the Elite Eight for the second time in three years. The Wildcats defeated McNeese State, Green Bay and Gonzaga before falling to No. 3 Connecticut in the NCAA Regional Finals. Samarie Walker was named to the All-Regional Tournament team after averaging 13.3 points and 10.8 rebounds in four NCAA Tournament games.

2012



2012 — A'dia Mathies became the 28th member of UK's 1,000-point club and was named UK's third straight SEC Player of the Year.

2012 — Kentucky defeated Mississippi State on Feb. 26, 76-40, giving the Wildcats their school-record 13th conference win and the outright SEC regular season championship, their first since 1982. UK charted an SEC-high 20 steals in the game, while forcing 33 turnovers. Ten players scored at least two points, led by A'dia Mathies and Bernisha Pinkett with 13 points apiece.



2012 — The Cats finished No. 12 in the final AP poll & No. 8 in final USA Today/ESPN coaches' poll. It marked the highest final AP ranking since finishing 11th in 1983 and the highest final ranking in the coaches' poll in school history.





2012 — The attendance of 18,488 vs. DePaul in Rupp Arena on Dec. 7, 2012 set a new school record.

2013 — Mathies set UK's all-time steals record with 320. The previous record was 309 by Stacey Reed from 1991-95.



2013 — A'dia Mathies and Brittany Henderson became the winningest class in school history with a 111-30 (.787) overall record, including a 64-3 (95.5) mark at home, and the first to go to four straight NCAA Tournaments.

2013

2013 — Coach Matthew Mitchell became UK's all-time winningest coach on March 3 with a 78-65 win over No. 8 Tennessee.



2013 — UK set school records for consecutive wins (17), consecutive home wins (34), 3-point field goals made (240), 3-point field goals attempted (731), blocks (181) and steals (429) in a single season.



2013 — The Wildcats won a school-record 30 games, charted 25-plus wins for a school-record fourth straight season, advanced to the NCAA Tournament for a school-record fourth straight season, including second consecutive Elite Eight appearance and third in the last four seasons.



2013 — Senior A'dia Mathies concluded her outstanding career ranked in the top 10 of 13 career lists, including second in scoring. She became just the fifth player in UK history, men or women, to reach 2,000 career points, joining Wildcat greats Dan Issel (2,138, 1967-70), Kenny "Sky" Walker (2,080, 1982-86), Jack "Goose" Givens (2,038, 1974-78) and UK Hoops' all-time leading scorer Valerie Still (2,763, 1979-83).



2013 — Mathies was chosen as the 10th overall pick in the WNBA draft by the Los Angeles Sparks, becoming the highest draft pick in school history and UK's second first-round pick in the last three seasons.

2013 — A school-record 23,706 fans attended UK's game vs. No. 2 Duke on Dec. 22, 2013, besting the previous high of 18,422 set vs. DePaul on Dec. 7, 2012. The attendance marked the largest crowd ever to see a college women's hoops game in the Commonwealth and the fifth-largest crowd in NCAA history. It marked the first sellout in Rupp Arena for a women's basketball and UK's second sellout of the season. UK's game vs. Louisville on Dec. 1 in Memorial Coliseum also was a sellout.



2013

2014 — Junior point guard Jennifer O'Neill came off the bench vs. Baylor to net a school-record 43 points on 14-of-31 shooting, netting 33 in the second half and overtime periods. The Co-SEC 6th Woman of the Year led the team in scoring for the season with 12.6 ppg.



2014 — Playing in a double-header with the UK men's team in the Dallas Cowboys' AT&T Stadium in Arlington, Texas, the Wildcats defeated Baylor in a four overtime thriller, 133-130. The 263 combined points set a new NCAA record, besting the previous high for a Division I women's game of 252 points in SMU's 127-125 win over TCU, also in four overtimes, on Jan. 25, 1997. The Wildcats also won consecutive games against top-10 teams for the first time in school history and set school records for points (133), free-throws made (49) and free-throws attempted (66).



2013 — UK ended the regular season at No. 7 in both The Associated Press poll and the 31-member Board of Coaches poll. It marked the highest rankings in the final polls in school history.

2013 — Kentucky won a school-record tying 13 games in South-eastern Conference play and advanced to the SEC Tournament championship game for the third time in the last four years.



2014 — Junior point guard Jennifer O’Neill scored six of her game-high 24 points in the closing minutes of the game to give No. 18 Kentucky a 75-71 win over No. 8 Tennessee on Feb. 16, marking the Wildcats’ first win in Knoxville since 1985 and first-ever win in Thompson-Boling Arena.



2014 — The Wildcats finished 26-9, becoming one of just 10 programs to chart 25 or more wins in five straight seasons.



2014 — Senior forward DeNesha Stallworth was selected as the 25th overall pick in the 2014 WNBA draft by the Connecticut Sun. She was the fourth Wildcat to be drafted in the WNBA, including third in the last four years.

2014 — With a school-record and NCAA Tournament record 67 rebounds vs. Wright State in the opening round and 38 rebounds vs. Syracuse, UK broke the school record for rebounds in a single season of 1,513, surpassing the 1977-78 team who grabbed 1,426.

2014

2014 — Kentucky advanced to its fourth Sweet 16 in the last five years with wins over Wright State and Syracuse in the opening rounds.

2014 — Junior guard Bria Goss set a single-season record for free-throw shooting percentage, netting an SEC-high .901 percent (127-of-141).



2014 — UK averaged a school-record 6,727 fans per game, a mark that ranked ninth nationally. UK also drew 121,089 fans for its 18 home games, the highest total attendance in school history.

2014 — Kentucky charted its fourth-straight victory over intrastate rival Louisville on Dec. 7, including second straight over the Cards in the KFC Yum! Center, 77-68.



KENTUCKY

WOMEN'S BASKETBALL

2014 — It was another epic battle between Kentucky and Baylor as the Wildcats clawed back from a 14-point, second-half deficit to defeat the Lady Bears in Rupp Arena in front of the school's second-highest crowd in school history (22,075) on Nov. 17.



2014 — Senior Jennifer O'Neill became the 30th member of UK's 1,000-point club on Nov. 17 vs. Baylor. She ended her career at No. 12 (1,449).



2014 — After falling to Illinois in the opening game, UK battled back from nine-point first-half deficits vs. Oklahoma and South Florida to win the 2014 Paradise Jam Reef Division in St. Thomas, Virgin Islands. Sophomore guard Makayla Epps was named Most Valuable Player of the round-robin event, while senior guard Jennifer O'Neill was named to the All-Tournament Team.

2014 — Kentucky's 367-game streak with a 3-pointer came to an end vs. Illinois (0-of-6) on Nov. 27, 2014.

2014 — Kentucky charted its fourth-straight victory over intrastate rival Louisville on Dec. 7, including second straight over the Cards in the KFC Yum! Center, 77-68.

2015 — UK ranked seventh nationally in average attendance with 6,379 fans per game, its second straight season in the top 10 and the highest since leading the nation in 1982-83.

2014

2014 — Kentucky's 367-game streak with a 3-pointer came to an end vs. Illinois (0-of-6) on Nov. 27, 2014.

2015 — Senior guard Bria Goss was named to the Allstate Women's Basketball Coaches Association Good Works Team, one of 10 student-athletes; five from the NCAA® Division I and five from NCAA Divisions II, III and the NAIA. She was the second Wildcat to be named to the team as Kastine Evans was honored in 2014.



2015 — Makayla Epps' 42 points vs. Mississippi State in the regular season ranked as the 10th-highest scoring game in the



2015 — UK's four seniors (Azia Bishop, Bria Goss, Jennifer O'Neill and Jelleah Sidney) became the winningest class in school history with 108 wins.

2015 — UK won 20-plus games for a school-record sixth straight season.



2015 — Standing at just 5-foot-8, Linnae Harper was the shortest player to lead UK in rebounding in school history. She also was the only player in the nation to stand at 5-8 or under and average more than 7.0 rpg. She became the first guard to grab a team-high rebounding mark since Stacey Reed in 1994-95 and all seven of her career double-doubles came this season, including four in SEC play.



2015 — Four Wildcats earned SEC postseason awards as senior guard Jennifer O’Neill was SEC Sixth Woman of the Year for the second straight season, and was named to the All-SEC Second Team. Sophomore point guard Makayla Epps was an All-SEC First Team selection, while fellow sophomore Linnae Harper was named to the All-SEC Defensive Team. Freshman forward/center Alexis Jennings was named to the SEC All-Freshman Team.



2015 — UK snapped a three-game losing skid to USC and defeated No. 2 South Carolina on Senior Day, 67-56. The Cats held USC to a season-low 32.3 percent shooting, marking UK’s first win over the nation’s No. 2 team. Senior Jennifer O’Neill led the team with 15 points and eight rebounds.

2015



2015 — Kentucky was selected to host the First and Second Rounds of the NCAA Tournament in Memorial Coliseum for the second straight season. The Cats defeated Tennessee State before falling to Dayton in the second round.

2015 — The Cats finished No. 11 in the final AP poll and No. 16 in the final USA Today Sports coaches’ poll. The rankings continued UK’s school record streak of being ranked. UK was one of three programs (the others are Maryland and Notre Dame) to have both its men’s and women’s basketball teams ranked in top 15 of the AP poll.



KENTUCKY

WOMEN'S BASKETBALL

2015 — Kentucky started its 2015-16 season with 11 straight wins, including defeating several ranked teams during that stretch in No. 15/15 Arizona State, No. 13/11 Duke and Louisville, who was receiving votes at the time UK played them. UK's 11-0 start was the first time the Wildcats have started a season 11-0 since 2013-14. UK has only had two other seasons in which it started out with 11 consecutive victories (2009-10, 2013-14). All three are under Mitchell.



2016 — Makayla Epps became the 31st player in school history to reach 1,000 career points on Thursday, Feb. 4 when Kentucky played at South Carolina.

2016 — Janee Thompson scored 16 points against Oklahoma in the second round of the NCAA Tournament to become the 32nd player in program history to reach 1,000 career points.



2015

2016

Nov. 18, 2015— Makayla Epps scored 21 points with 11 rebounds and 12 assists against Morehead State on Nov. 18, 2015 to record the second triple-double in program history. The first triple-double was Feb. 14, 1986 when Leslie Nichols scored 18 points with 13 rebounds and 11 steals. Epps' triple-double is the first of the points-rebounds-assists variety.



2016 — UK not only hosted the first and second rounds of the NCAA Tournament inside Memorial Coliseum in 2016, but Rupp Arena hosted an NCAA Regional in 2016 and the Wildcats were selected to play in the Lexington Regional. UK fell to Washington in the Sweet 16, however, Rupp Arena will also host an NCAA Regional in 2017 and 2018.



UK ranked 8th in the nation in average attendance with 6,454 — 2016 fans per game. It was the second-best mark in program history.

2015 — Matthew Mitchell won his 200th game at UK on Nov. 29 vs. Jackson State when the Wildcats def. JSU 92-24 in Memorial Coliseum.





FOR THE

MEDIA

MEDIA POLICIES

CREDENTIAL REQUESTS

Current season credentials previously issued for football and/or men's basketball, will be accepted for use in covering home Kentucky women's basketball games. If you do not have season credentials for football or men's basketball but wish to cover UK Hoops throughout the season, e-mail your season credential requests to:

Evan Crane
Assistant Director of Media Relations
e-mail: wesley.crane@uky.edu

SEC CREDENTIAL POLICY

By accepting or using a media credential ("Credential") for access to any game or athletic contest sponsored or hosted by the Southeastern Conference (the "SEC") or by any one or more of its member institutions (herein an "Event" or the "Events") each person and entity issued such a Credential (herein referred to, along with the employer of each such person, collectively as a "Bearer") agrees to the following terms and conditions:

GENERAL

Each Bearer must be and hereby represents that he or she is acting on a specific assignment for an accredited media agency and has a legitimate working function in connection with the Event attended. The Credential is not transferable and may be revoked at any time.

The rights and privileges granted to Bearer may be terminated if any term or condition for use of the Credential is breached. The unauthorized use of the Credential subjects the Bearer to ejection from the Event.

While within the Event venue, Bearer shall, at all times, adhere to the policies in place for the Event, abide by and respect access limitations, and accept and follow directions provided by the SEC or the SEC member institution(s) hosting the Event.

Bearer assumes all risks incidental to the performance by the Bearer of Bearer's services in connection with the Event and assumes all risks incidental to each Event, whether occurring before, during or after the actual playing of the Event, and agrees that the SEC, its member institutions, and their respective agents, employees, directors, officers, student-athletes, coaches, and contractors shall not be liable for bodily injury, property damage or theft losses suffered or incurred by Bearer at the Event.

Bearer understands that sports contests are physical, and that in the normal course of play it is possible for balls, players, or other objects to leave the court, track, course, or field of play and impact spectators. Bearer hereby waives and releases any and all Claims (as defined below) against the SEC and its member institutions arising directly or indi-

rectly from any such injury, including those attributable to their negligence or that of their agents.

In the event that the name or likeness of Bearer is included in any broadcast, telecast, photograph, film, video or other media taken in connection with any Event, Bearer grants the SEC (or, if the media is controlled by a SEC member, grants such SEC member) the nonexclusive, transferable, perpetual right and license to use (and to sub-license the use of) such name and likeness in any media worldwide whether now known or thereafter devised.

Bearer agrees to indemnify and save harmless the SEC, its member institutions, and their respective agents, employees, directors, officers, student-athletes, coaches, and contractors, of and from any and all claims, liabilities, demands and causes of action asserted by persons and entities other than the SEC and its member institutions (jointly "Claims") arising out of any act or omission, or anything done or purported to have been done, by Bearer, including but not limited to Claims arising from Bearer's breach of any term or condition hereof. With respect to any Claim that might give rise to liability of the Bearer as an indemnity, the indemnified party shall: (a) have the right to fully participate in the litigation of such claim with counsel selected by the indemnified party at the sole expense of the Bearer, and (b) not be obligated, without its consent, to participate in any settlement of such Claim.

SEC REAL-TIME INTERNET POLICY

By acceptance and use of an SEC media credential, the holder agrees to the following conditions for any and all athletic events hosted by the SEC and its member institutions:

1. The SEC and its member institutions grant a media organization a limited license to use certain gathered information on the media organization's own Internet or online site beginning at the start of an athletic event and up to the conclusion of such event, all subject to the following limitations and conditions:

- (a) No more than 10 still photographs may be used for news coverage of the game and other editorial purposes during the event.
 - (b) Video tape may only be shown as part of a single, non-archived, online "simulcast" of a television station's regularly-scheduled news program.
 - (c) While a game is in progress, the use of textual statistical information is time-delayed and limited in amount (e.g., updates pertaining to score, injuries and national, conference or institutional record-breaking performances, a condensed half-time story) so that an organization's Internet or online game coverage does not undercut the authorized and rights-paying fee organization's rights to play-by-play accounts of the game and/or exclusivity as to such rights.
2. Any proposed media use on an Internet or online sight of the game information that is more detailed and/or more than described above will require separate written authorization by the SEC and/or its member institutions. However, such written authorization will not permit the use of game information in entertainment contexts and will not authorize game coverage that, due to immediacy or detail, constitutes or approaches a play-by-play account of a game.
 3. Should any of these conditions be breached, the SEC and/or its member institutions will issue a written warning for the first violation. If this violation occurs during the last game of the institutions' regularly-scheduled season, the media organization may not be credentialed for the SEC Tournament. A second violation of this policy will result in revocation of credentials to cover future basketball games hosted by the SEC and/or its member institutions.



MEDIA PROCEDURES

MEDIA SERVICES

Interview Policies-General — All interviews with Kentucky women’s basketball players or staff members must be arranged through the Media Relations office. Media should never contact a player or coach directly. Team locker rooms, and other team quarters are private team areas. Media members are not permitted in these areas unless accompanied by appropriate University personnel.

Practice — Practice will be in the afternoons Tuesday/Thursday/Friday and mornings Monday/Wednesday during the fall semester on the women’s court of the Joe Craft Center. Media planning to attend practice should call in advance due to changing practice schedules during the season. Player and coaches interviews can be conducted prior to or following each practice. Game day shootarounds are closed to the media.

News Conference — Coach Mitchell and selected players meet with members of the media in the Memorial Coliseum media room at schedule times to be announced.

Telephone Player Interviews — Request telephone interviews at least 24 hours in advance through the Media Relations office. Telephone requests will be returned when players’ schedules allow.

Postgame Interviews — Selected players and both head coaches will be available to the media following a 10-minute cooling off period at the end of the game in the Memorial Coliseum media room.

Approximately 10 minutes after the game ends, Coach Mitchell conducts his postgame press conference while a player is taken to the UK Sports Radio Network. Following the visiting team’s press conference and Coach Mitchell’s press conference, selected UK players are brought to the media interview room.

SIDs from each school should be asked to coordinate any other interview requests.

Quotes will be available for all working media in the UK Media Relations Office and on the official UK website, UKAthletics.com.

UKathletics.com — The official Web site for University of Kentucky Athletics is updated 24 hours before each game with the latest game notes and quotes from Coach Mitchell and selected players.

Following each game, the site will post a game box score with summary, postgame quotes and notes from all home games and updated season statistics.

Radio/TV Rights — Broadcasting rights to UK women’s basketball games are assigned exclusively to the UK Sports Network. Contact Neil Price, network coordinator, at (859) 940-0728 for questions. Two phone lines and an ISDN line are provided for visiting radio on press row.

Video Highlights/Feeds — UK Video Services can provide highlight footage of most UK games. Contact Greg Gorham at (859) 257-9863 to request assistance. Video highlight feeds for non-televised games will be announced prior the games.

GAME DAY MEDIA SERVICES

Media Parking — A limited number of parking spaces are available in the back of Memorial Coliseum off Rose Street and College Blvd. Requests for parking should be made when submitting press and/or photo credential requests.

Media Entrance/Will Call — The media entrance is located in the back of Memorial Coliseum (behind Papa John’s and Qdoba Mexican Grill). The entrance is marked MEDIA ROOM. Credentials are not available at the public Will Call window on Euclid Avenue and will not be mailed.

Media Room — The media room is located in Memorial Coliseum and can be accessed through the hallway on the press row side of the Coliseum. Working facilities, with electrical outlets and a limited number of telephones, are available.

Media Services — The University of Kentucky uses a computerized statistics system. Working media will receive:

- Game program and notes
- Halftime statistics
- Final statistics
- Complete play-by-play
- Shot charts
- Coach and player quotes

Wireless Access — Memorial Coliseum offers free wireless Internet service to media members. In an effort to improve wireless service for the media we’ve made some changes to the wireless configuration.

Network: ukmedia | Password: gocats1617

This network is hidden. When connecting, click on “Other Network” and type in the information above when prompted. Security is WPA-2 if requested. For further questions, contact UK Media Relations Assistant Director Evan Crane

Stats on Your Laptop — The University of Kentucky has partnered with StatBroadcast to provide stats technologies, namely its StatMonitr wireless stat monitors and online media stats, at Kentucky women’s basketball home games this season.

To access live game stats on your personal laptop, go to: kentucky.statbroadcast.com. Passwords, if applicable, will be distributed on game day.

Press Row Telephone — Working media not able to attend games at Memorial Coliseum may get score updates by dialing (859) 323-5900 or by logging on to the official website: UKAthletics.com

Photographers — The photo zones are located in each end zone of the playing floor. Some photo spots have been assigned. Because of safety concerns, no shooting is allowed on either sideline. See Chet White/Britney Howard at the site for technical assistance.

2016-17 Women’s Basketball Parking & Shuttle Information

(Shuttles begin 2 hours prior to tip-off)



FOLLOWING THE CATS

CATS ON THE INTERNET

Want the latest and most up-to-date news on the Kentucky women's basketball team? No problem. You can see and hear all the sights and sounds of the Kentucky women's basketball team from a variety of way! Online, make sure to visit Kentuckywomensbasketball.com for complete details on the program, including the staff and players. @KentuckyWBB has a huge social media presence on Facebook, Twitter, Instagram and Snapchat.

KENTUCKYWOMENSBASKETBALL.COM
The Kentucky women's basketball team has its very own interactive Web site for fans and recruits. The site features photos, videos, player bios, coaching bios and more. To visit the site, go to www.KentuckyWomensBasketball.com.



WILDCAT ALERT!

You can stay instantly connected to Kentucky women's basketball by using Wildcat Alert.

Wildcat Alert keeps all fans up-to-date with scores and team updates using TextCaster. Sign up to receive, free of charge, the following types of information for only the sport they have selected:

Score Updates - Scores throughout each game, including the final score. Also, fans will be immediately alerted of UK game leaders.

Breaking News - Breaking news on your favorite UK sport.

Schedule Updates - Be the first to know if a game is delayed due to inclement weather.

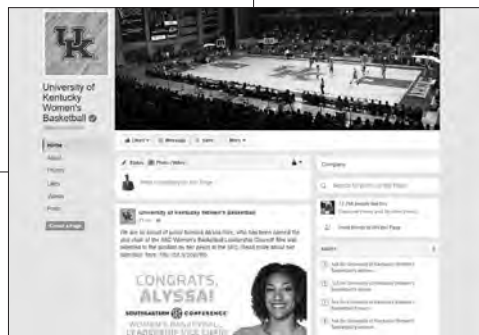
To sign up for the new Wildcats Alerts, go here: <http://my.textcaster.com>



@KentuckyWBB



@KentuckyWBB



facebook/KentuckyWBB



FOLLOWING THE CATS

THE MATTHEW MITCHELL TV SHOW

The Matthew Mitchell Show, featuring highlights of recent games and player profiles, is hosted by Coach Mitchell along with co-host Christi Thomas. The show can be seen on Lexington's WKYT Channel 27 (Cable 2), Fox Sports South and on UKAthletics.com. Check local listings for dates and times.

The show features the always popular Coach's Kitchen, where Coach Mitchell and his wife Jenna cook up their favorite meals; the Coach's Tip of the Week; the 30-Second Shot Clock, where Coach Mitchell helps fans get to know players and staff; the hysterical Guitar Tip of the Week; highlights, game features and more.



THE
MM
SHOW



The Kentucky women's basketball program receives national, regional and local media coverage from dozens of outlets. Head Coach Matthew Mitchell holds a news conference before and after every game and members of the team and coaching staff are available before/after practice, the day before games and postgame.

CATS ON THE RADIO

MEDIA OUTLETS



The Matthew Mitchell Call-In Radio Show will run each Monday night throughout the regular season from 8-8:30 p.m. ET on the UK Radio Network live. Neil Price will serve as the host of the women's basketball coaches show for the 12th consecutive season. Fans have the opportunity to ask Coach Mitchell questions in person, by calling into the show or on Twitter @UKRadioNetwork.

NEIL PRICE PLAY-BY-PLAY BROADCASTER



Neil Price, a 21-year radio veteran, enters his 12th season as the voice of UK women's basketball on the UK Sports Network. He also serves as the host of the Coach Matthew Mitchell and the Coach

Nick Mingione radio show, the UK football pre-game show, the Wildcat Sports Update (a daily radio feature on the network, highlighting UK's Olympic sports programs), Big Blue Weekly (a one hour radio show focused on UK's Olympic sports programs), is the radio play-by-play announcer for UK Baseball and also provides play-by-play for the SEC Women's Basketball Tournament and SEC Baseball Tournament on the SEC Radio Network heard on XM Radio.

Kentucky women's basketball has advanced to postseason play in each of Price's 11 seasons, including seven consecutive NCAA Tournaments and appearances in the Elite Eight in 2010, 2012 and 2013. He also has been a part of two SEC titles, calling the action for a UK baseball squad that completed an historic worst-to-first turnaround to claim their first SEC championship in 2006, as well as providing the play-by-play for UK WBB's 2012 SEC regular season championship title, their first in 30 years.

Price, a native of Russellville, Tenn., joined the UK Radio Network from Middle Tennessee

State, where he spent three seasons as the school's broadcast coordinator. He called the action for the Blue Raiders' women's basketball and baseball teams, and was the sideline reporter for football broadcasts.

Price, a 2003 graduate of MTSU, received his bachelor's degree in mass communications with an emphasis in electronic media journalism. While working at MTSU, he also began his master's degree in physical education with an emphasis in sport management. Prior to MTSU, he attended Walters State Community College in Morristown, Tenn., where he earned an associates degree in general studies with an emphasis in broadcasting.

At the young age of 15, Price began working in the broadcasting business at WCRK

UK SPORTS NETWORK AFFILIATES

Market	Frequency	Station
Cadiz	1110	WKDZ-AM
Dry Ridge	106.7	WNKR-FM
Harlan	105.1	WTUK-FM
Hopkinsville	1230	WHOP-AM
Lexington *	630	WLAP-AM
	105.5	WMJK-FM
Louisville	1080	WKJK-AM
	840	# WHAS-AM
Monticello	101.7	WKYM-FM
Morganfield	1550/101.3	WMSK-AM/FM
Whitesburg	920	WTCW-AM

* - All UK women's basketball games

- Selected Sunday games only

in Morristown. He learned everything from serving as a studio producer for high school and college sports broadcasts to disc jockeying during morning and afternoon drives. He even worked as a part-time news anchor and reporter. It was also where he debuted as a radio sports broadcaster, serving as a play-by-play announcer and color commentator on Morristown East HS football, basketball, and baseball broadcasts.

Price resides in Lexington and is married to the former Beth Davis, a UK WBB student manager (2002-06) and current staff support associate for women's basketball. Beth graduated with a bachelor's degree in exercise science in 2006 followed by a master's degree in sport leadership from UK in 2008.



OPPONENT MEDIA RELATIONS INFORMATION

MIAMI (FLA.)

WBB Contact: Alex Schwartz
Office Phone: (305) 284-3249
Email: alexschwartz@miami.edu
Web site: www.hurricanesports.com
Twitter: @CanesWBB
Head Coach: Katie Meier

ALBANY

WBB Contact: John Reilly
Office Phone: (518) 442-5733
Email: jpreilly@albany.edu
Web site: www.ualbanycats.com
Twitter: @UAlbanyWBB
Head Coach: Joanna Bernabei-McNamee

NEW HAMPSHIRE

WBB Contact: Allen Lessels
Office Phone: (603) 731-3768
Email: allen.lessels@unh.edu
Web site: www.unhildcats.com
Twitter: @UNHHoops
Head Coach: Maureen Magarity

COLORADO

WBB Contact: Andy Schlichting
Office Phone: (303) 492-5626
Email: andrew.schlichting@colorado.edu
Web site: www.cubuffs.com
Twitter: @CUBuffsWBB
Head Coach: JR Payne

MOREHEAD STATE

WBB Contact: Connor Link
Office Phone: (606) 783-2500
Email: dlink@moreheadstate.edu
Web site: www.msueagles.com
Twitter: @MSUEaglesWBB
Head Coach: Greg Todd

SAMFORD

WBB Contact: Joey Mullins
Office Phone: (205) 726-2799
Email: jmmull1@samford.edu
Web site: samfordsports.com
Twitter: @samfordWBB
Head Coach: Mike Morris

OKLAHOMA

WBB Contact: Tyler Pigg
Office Phone: (405) 325-3671
Email: tpigg@ou.edu
Web site: www.soonersports.com
Twitter: @ou_wbball
Head Coach: Sherri Coale

LOUISVILLE

WBB Contact: Ira Green
Office Phone: (502) 852-4857
Email: ira.green@louisville.edu
Web site: www.uoflports.com
Twitter: @uoflwb
Head Coach: Jeff Walz

MIDDLE TENNESSEE

WBB Contact: Tony Stinnett
Office Phone: (615) 898-5270
Email: stinnett@goblueraiders.com
Web site: www.goblueraiders.com
Twitter: @MT_WBB
Head Coach: Rick Insell

ARIZONA STATE

WBB Contact: Steve Rodriguez
Office Phone: (480) 254-2489
Email: steve.rodriguez@asu.edu
Web site: www.thesundevils.com
Twitter: @SunDevilWBB
Head Coach: Charli Turner Thorne

RADFORD

WBB Contact: Jordan Childress
Office Phone: (540) 831-5211
Email: jchildress3@radford.edu
Web site: www.radfordathletics.com
Twitter: @Radford_WBB
Head Coach: Mike McGuire

WASHINGTON STATE

WBB Contact: Bobby Alworth
Office Phone: (509) 335-5785
Email: bobby.alworth@wsu.edu
Web site: www.wsucougars.com
Twitter: @wsuwomenshoops
Head Coach: June Daugherty

DUKE

WBB Contact: Jessica Paré
Office Phone: (205) 348-6084
Email: jpare@ia.ua.edu
Web site: www.RollTide.com
Twitter: @AlabamaWBB
Head Coach: Kristy Curry

TENNESSEE

WBB Contact: Eric Trainer
Office Phone: (865) 974-8173
Email: etrainer@utk.edu
Web site: www.utsports.com
Twitter: @LadyVol_Hoops
Head Coach: Holly Warlick

MISSOURI

WBB Contact: R.J. Layton
Office Phone: (573) 882-7826
Email: laytonr@missouri.edu
Web site: www.mutigers.com
Twitter: @MizzouWBB
Head Coach: Robin Pingeton

TEXAS A&M

WBB Contact: David Waxman
Office Phone: (979) 862-5423
Email: dwaxman@athletics.tamu.edu
Web site: www.12thman.com
Twitter: @aggiewbb
Head Coach: Gary Blair

ALABAMA

WBB Contact: Jessica Paré
Office Phone: (205) 348-6084
Email: jpare@ia.ua.edu
Web site: www.RollTide.com
Twitter: @AlabamaWBB
Head Coach: Kristy Curry

GEORGIA

WBB Contact: Tray Littlefield
Office Phone: (706) 542-1231
Email: trayl@sports.uga.edu
Web site: www.georgiadogs.com
Twitter: @UGA_WBB
Head Coach: Joni Taylor

LSU

WBB Contact: Jennifer Rodrigues
Office Phone: (225) 578-1869
Email: jrodrigues@lsu.edu
Web site: www.LSUSports.net
Twitter: @LSUwbkb
Head Coach: Nikki Caldwell

AUBURN

WBB Contact: Wes Todd
Office Phone: (334) 844-9182
Email: wlt0006@auburn.edu
Web site: www.auburntigers.com
Twitter: @AuburnWBB
Head Coach: Terri Williams-Flournoy

OLE MISS

WBB Contact: Jessica Poole
Office Phone: (662) 915-7522
Email: jepoole1@olemiss.edu
Web site: www.gamemissports.com
Twitter: @OleMissWBB
Head Coach: Matt Insell

SOUTH CAROLINA

WBB Contact: Diana Koval
Office Phone: (803) 777-5204
Email: dkoval@mailbox.sc.edu
Web site: www.arkansasrazorbacks.com
Twitter: @GamecockWBB
Head Coach: Dawn Staley

VANDERBILT

WBB Contact: David Dawson
Office Phone: (615) 343-5823
Email: david.dawson@vanderbilt.edu
Web site: www.vucommmodores.com
Twitter: @VandyWBB
Head Coach: Stephanie White

ARKANSAS

WBB Contact: Jeri Thorpe
Office Phone: (479) 575-5037
Email: jthorpe@uark.edu
Web site: www.arkansasrazorbacks.com
Twitter: @RazorbackWBB
Head Coach: Jimmy Dykes

FLORIDA

WBB Contact: Kathy Cafazzo
Office Phone: (352) 375-4683
Email: KathyC@gators.ufl.edu
Web site: www.gatorzone.com
Twitter: @GatorsWBK
Head Coach: Amanda Butler

MISSISSIPPI STATE

WBB Contact: Brock Turnipseed
Office Phone: (662) 325-7556
Email: bturnipseed@athletics.msstate.edu
Web site: www.hailstate.com
Twitter: @HailStateWBK
Head Coach: Vic Schaefer



2016-17 OPPONENTS

MIAMI (FLA.)

QUICK FACTS

Location: Coral Gables, Fla.
 Enrollment: 16,188
 Founded: 1925
 Conference: Atlantic Coast
 Nickname: Hurricanes
 Colors: Orange, Green and White
 Arena (Capacity): BankUnited Center
 (7,972)
 President: Dr. Julio Frenk
 Director of Athletics: Blake James

COACHING STAFF

Head Coach: Katie Meier
 Record at Miami: 207-143 (11 seasons)
 Overall Record: 283-188 (15 seasons)
 Assistant Coaches: Octavia Blue,
 Tia Jackson, Fitzroy Anthony

OPPONENT TEAM INFO

2015-16 Record: 24-9
 Conference Record (Place): 10-6 (t5th)
 Postseason: NCAA First Round

ALBANY

QUICK FACTS

Location: Albany, N.Y.
 Enrollment: 13,100
 Founded: 1844
 Conference: America East
 Nickname: Great Danes
 Colors: Purple and Gold
 Arena (Capacity): SEFCU Arena
 (4,538)
 President: Dr. Robert J. Jones
 Athletics Director: Mark Benson

COACHING STAFF

Head Coach: .. Joanna Bernabei-McNamee
 Record at Albany: First season
 Overall Record: 81-45 (Three seasons)
 Assistant Coaches: Yolanda Griffith,
 AJ Cohen

OPPONENT TEAM INFO

2015-16 Record: 28-5
 Conference Record (Place): 15-1 (1st)
 Postseason: NCAA Second Round

NEW HAMPSHIRE

QUICK FACTS

Location: Durham, N.H.
 Enrollment: 14,596
 Founded: 1866
 Conference: America East
 Nickname: Wildcats
 Colors: Nay Blue and White
 Arena (Capacity): Lundholm Gym
 (2,500)
 President: Mark Huddleston
 Athletics Director: Marty Scarano

COACHING STAFF

Head Coach: Maureen Magarity
 Record at UNH: 85-94 (6 seasons)
 Overall Record: Same
 Assistant Coaches: Brandon Copes,
 Kelsey Hogan, Whitney Edwards

OPPONENT TEAM INFO

2015-16 Record: 12-18
 Conference Record: 6-10 (7th)
 Postseason: None

COLORADO

QUICK FACTS

Location: Boulder, Colo.
 Enrollment: 32,220
 Founded: 1876
 Conference: Pac-12
 Nickname: Buffaloes
 Colors: Silver, Gold and Black
 Arena (Capacity): Coors Events Center
 (11,064)
 President: Bruce Benson
 Athletics Director: Rick George

COACHING STAFF

Head Coach: JR Payne
 Record at Colorado: First season
 Overall Record: 101-113 (8 seasons)
 Assistant Coaches: Toriano Towns,
 Shandrika Lee, Jeff Cammon

OPPONENT TEAM INFO

2015-16 Record: 7-23
 Conference Record (Place): 2-16 (12th)
 Starters Returning/Lost: 4/1
 Letterwinners Returning/Lost: 9/1
 Postseason: None

MOREHEAD STATE

QUICK FACTS

Location: Morehead, Ky.
 Enrollment: 10,951
 Founded: 1887
 Conference: Ohio Valley
 Nickname: Eagles
 Colors: Blue and Gold
 Arena (Capacity): Ellis T. Johnson Arena
 (6,500)
 President: Dr. Wayne D. Andrews
 Athletics Director: Brian Hutchinson

COACHING STAFF

Head Coach: Greg Todd
 Record at MSU: 22-38 (2 seasons)
 Overall Record: 191-119
 Assistant Coaches: Jim Brown,
 Dominique Duck, Abby Jump

OPPONENT TEAM INFO

2015-16 Record: 10-20
 Conference Record (Place): 4-12 (11th)
 Postseason: None

SAMFORD

QUICK FACTS

Location: Birmingham, Ala.
 Enrollment: 5,206
 Founded: 1841
 Conference: Southern
 Nickname: Bulldogs
 Colors: Red and Blue
 Arena (Capacity): Siebert Stadium
 (6,700)
 President: Dr. Andrew Westmoreland
 Athletics Director: Martin Newton

COACHING STAFF

Head Coach: Mike Morris
 Record at Samford: 242-183 (14 seasons)
 Overall Record: Same
 Assistant Coaches: Jazmine Powers,
 Ruth Ketcham, Sally Higgins

OPPONENT TEAM INFO

2015-16 Record: 20-11
 Conference Record (Place): 11-3 (3rd)
 Postseason: None

OKLAHOMA

QUICK FACTS

Location: Norman, Okla.
 Enrollment: 30,813
 Founded: 1890
 Conference: Big 12
 Nickname: Sooners
 Colors: Crimson and Cream
 Arena (Capacity): Lloyd Noble Center
 (11,562)
 President: David L. Boren
 Athletics Director: Joe Castiglione

COACHING STAFF

Head Coach: Sherri Coale
 Record at OU: 442-217 (20 seasons)
 Overall Record: Same
 Assistant Coaches: Jan Ross,
 Pam DeCosta, Chad Thraikill

OPPONENT TEAM INFO

2015-16 Record: 22-11
 Conference Record (Place): 11-7 (t4th)
 Starters Returning/Lost: 4/1
 Letterwinners Returning/Lost: 12/1
 Postseason: NCAA Second Round

LOUISVILLE

QUICK FACTS

Location: Louisville, Ky.
 Enrollment: 22,000
 Founded: 1798
 Conference: ACC
 Nickname: Cardinals
 Colors: Red and Black
 Arena (Capacity): KFC Yum! Center
 (22,000)
 President: Dr. Neville Pinto
 Athletics Director: Tom Jurich

COACHING STAFF

Head Coach: Jeff Walz
 Record at Louisville: 234-85 (9 seasons)
 Overall Record: Same
 Assistant Coaches: Stephanie Norman,
 Samantha Williams, Sam Purcell

OPPONENT TEAM INFO

2015-16 Record: 26-8
 Conference Record (Place): 15-1 (2nd)
 Starters Returning/Lost: 5/0
 Letterwinners Returning/Lost: 8/4
 Postseason: NCAA Second Round



2016-17 OPPONENTS

MIDDLE TENNESSEE

QUICK FACTS

Location: Murfreesboro, Tenn.
 Enrollment: 23,881
 Founded: 1911
 Conference: Conference USA
 Nickname: Blue Raiders
 Colors: Royal Blue and White
 Arena (Capacity): Murphy Center
 (11,520)
 President: Dr. Sidney A. McPhee
 Athletics Director: Chris Massaro

COACHING STAFF

Head Coach: Rick Insell
 Record at MTSU: 276-85 (11 seasons)
 Overall Record: Same
 Assistant Coaches: Kim Brewton
 Tom Hodges, Shalon Pillow

OPPONENT TEAM INFO

2015-16 Record: 24-9
 Conference Record: 15-3 (2nd)
 Starters Returning/Lost: 4/1
 Letterwinners Returning/Lost: 8/3
 Postseason: NCAA First Round

ARIZONA STATE

QUICK FACTS

Location: Tempe, Ariz.
 Enrollment: 82,060
 Founded: 1885
 Conference: Pac-12
 Nickname: Sun Devils
 Colors: Marron and Gold
 Arena (Capacity): Wells Fargo Arena
 (10,734)
 President: Dr. Michael Crow
 Athletics Director: Ray Anderson

COACHING STAFF

Head Coach: Charli Turner Thorne
 Record at ASU: 380-220 (19 seasons)
 Overall Record: 420-260 (22 seasons)
 Assistant Coaches: Amanda Levens,
 Meg Sanders, Jackie Moore

OPPONENT TEAM INFO

2015-16 Record: 26-7
 Conference Record (Place): 16-2 (t1st)
 Postseason: NCAA Second Round

RADFORD

QUICK FACTS

Location: Radford, Va.
 Enrollment: 9,401
 Founded: 1910
 Conference: Big South
 Nickname: Highlanders
 Colors: Red and White
 Arena (Capacity): Donald N. Dedmon
 Center (3,200)
 President: Dr. Brian O. Hemphill
 Athletics Director: Robert Lineburg

COACHING STAFF

Head Coach: Mike McGuire
 Record at RU: 42-50 (3 seasons)
 Overall Record: Same
 Assistant Coaches: Christie Rogers,
 Ross Jolly, Courtney Davidson

OPPONENT TEAM INFO

2015-16 Record: 18-13
 Conference Record (Place): 13-7 (3rd)
 Starters Returning/Lost: 2/3
 Letterwinners Returning/Lost: 11/2
 Postseason: None

WASHINGTON STATE

QUICK FACTS

Location: Pullman, Wash.
 Enrollment: 19,756
 Founded: 1890
 Conference: Pac-12
 Nickname: Cougars
 Colors: Crimson and Gray
 Arena (Capacity): Friel Court at
 Beasley Coliseum (11,671)
 President: Kirk Schulz
 Athletics Director: Bill Moos

COACHING STAFF

Head Coach: June Daugherty
 Record at WSU: 104-177 (9 seasons)
 Overall Record: 417-391 (27 seasons)
 Assistant Coaches: Mike Daugherty,
 Ashley Gill (Grover), Rod Jensen

OPPONENT TEAM INFO

2015-16 Record: 14-16
 Conference Record (Place): 5-13 (8th)
 Postseason: None

DUKE

QUICK FACTS

Location: Durham, N.C.
 Enrollment: 6,495
 Founded: 1838
 Conference: Atlantic Coast
 Nickname: Blue Devils
 Colors: Duke Blue and White
 Arena (Capacity): Cameron Indoor
 Stadium (9,314)
 President: Dr. Richard H. Brodhead
 Athletics Director: Kevin White

COACHING STAFF

Head Coach: Joanne P. McCallie
 Record at Duke: 245-65 (9 seasons)
 Overall Record: 560-213 (24 seasons)
 Assistant Coaches: Al Brown,
 Hernando Planells, Rene Haynes

OPPONENT TEAM INFO

2015-16 Record: 20-12
 Conference Record (Place): 8-8 (t7th)
 Starters Returning/Lost: 3/2
 Letterwinners Returning/Lost: 9/4
 Postseason: None

TENNESSEE

QUICK FACTS

Location: Knoxville, Tenn.
 Enrollment: TBD
 Founded: 1794
 Conference: SEC
 Nickname: Lady Volunteers
 Colors: Orange and White
 Arena (Capacity): Thompson-Boling
 Arena (21,678)
 President: Dr. Joe DiPietro
 Athletics Director: Dave Hart

COACHING STAFF

Head Coach: Holly Warlick
 Record at UT: 108-34 (4 seasons)
 Overall Record: Same
 Assistant Coaches: Dean Lockwood,
 Sharrona Reaves, Jollette Law

OPPONENT TEAM INFO

2015-16 Record: 22-14
 Conference Record (Place): 8-8 (t7th)
 Starters Returning/Lost: 4/1
 Letterwinners Returning/Lost: 8/4
 Postseason: NCAA Elite Eight

MISSOURI

QUICK FACTS

Location: Columbia, Mo.
 Enrollment: TBD
 Founded: 1839
 Conference: SEC
 Nickname: Tigers
 Colors: Old Gold and Black
 Arena (Capacity): Mizzou Arena
 (15,061)
 Interim President: Dr. Mike Middleton
 Athletics Director: Jim Sterk

COACHING STAFF

Head Coach: Robin Pingeton
 Record at MU: 101-89 (6 seasons)
 Overall Record: 436-246 (21 seasons)
 Assistant Coaches: Jenny Putnam
 Ashleen Bracey, RaeShara Brown

OPPONENT TEAM INFO

2015-16 Record: 22-10
 Conference Record (Place): 8-8 (t7th)
 Starters Returning/Lost: 5/0
 Letterwinners Returning/Lost: 8/5
 Postseason: NCAA Second Round

TEXAS A&M

QUICK FACTS

Location: College State, Texas
 Enrollment: 64,000
 Founded: 1872
 Conference: SEC
 Nickname: Aggies
 Colors: Maroon and White
 Arena (Capacity): Reed Arena
 (12,989)
 Chancellor: Michael K. Young
 Athletics Director: Scott Woodward

COACHING STAFF

Head Coach: Gary Blair
 Record at TAMU: 309-129 (13 seasons)
 Overall Record: 717-292 (31 seasons)
 Assistant Coaches: Kelly Bond-White,
 Bob Starkey, Amy Wright

OPPONENT TEAM INFO

2015-16 Record: 22-10
 Conference Record (Place): 11-5 (t2nd)
 Starters Returning/Lost: 2/3
 Letterwinners Returning/Lost: 6/6
 Postseason: NCAA Second Round



2016-17 OPPONENTS

ALABAMA

QUICK FACTS

Location: Tuscaloosa, Ala.
 Enrollment: 37,100
 Founded: 1831
 Conference: SEC
 Nickname: Crimson Tide
 Colors: Crimson and White
 Arena (Capacity): Coleman Coliseum
 (15,383)
 President: Dr. Stuart Bell
 Athletics Director: Bill Battle

COACHING STAFF

Head Coach: Kristy Curry
 Record at Bama: 42-51 (3 seasons)
 Overall Record: 351-200 (17 seasons)
 Assistant Coaches: Kelly Curry,
 Brooks Williams, Shereka Wright

OPPONENT TEAM INFO

2015-16 Record: 15-16
 Conference Record (Place): 4-12 (12th)
 Starters Returning/Lost: 4/1
 Letterwinners Returning/Lost: 7/6
 Postseason: WNIT

GEORGIA

QUICK FACTS

Location: Athens, Ga.
 Enrollment: 36,130
 Founded: 1785
 Conference: SEC
 Nickname: Bulldogs
 Colors: Red and Black
 Arena (Capacity): Stegeman Coliseum
 (10,523)
 President: Jere W. Morehead
 Athletics Director: Greg McGarity

COACHING STAFF

Head Coach: Joni Taylor
 Record at UGA: 21-10 (1 season)
 Overall Record: Same
 Assistant Coaches: Karen Lange,
 Robert Mosley, Chelsea Newton

OPPONENT TEAM INFO

2015-16 Record: 21-10
 Conference Record (Place): 9-7 (6th)
 Starters Returning/Lost: 1/4
 Letterwinners Returning/Lost: 6/7
 Postseason: NCAA First Round

LSU

QUICK FACTS

Location: Baton Rouge, La.
 Enrollment: 31,527
 Founded: 1860
 Conference: SEC
 Nickname: Tigers
 Colors: Purple and Gold
 Arena (Capacity): Maravich Center
 (13,215)
 President: Dr. F. King Alexander
 Athletics Director: Joe Alleva

COACHING STAFF

Head Coach: Nikki Fargas
 Record at LSU: 93-71 (5 seasons)
 Overall Record: 165-97 (8 seasons)
 Assistant Coaches: Tasha Butts
 .. Mickie DeMoss, Charlene Thomas-Swinson

OPPONENT TEAM INFO

2015-16 Record: 10-21
 Conference Record (Place): 3-13 (13th)
 Starters Returning/Lost: 3/2
 Letterwinners Returning/Lost: 6/4
 Postseason: None

AUBURN

QUICK FACTS

Location: Auburn, Ala.
 Enrollment: 27,287
 Founded: 1856
 Conference: SEC
 Nickname: Tigers
 Colors: Burnt Orange and Navy Blue
 Arena (Capacity): Auburn Arena
 (9,121)
 President: Dr. Jay Gogue
 Athletics Director: Jay Jacobs

COACHING STAFF

Head Coach: Terri Williams-Flournoy
 Record at AU: 71-61 (4 seasons)
 Overall Record: 214-165 (12 seasons)
 Assistant Coaches: Ty Evans,
 Adrian Walters, Clarisse Garcia

OPPONENT TEAM INFO

2015-16 Record: 20-13
 Conference Record (Place): 8-8 (t7th)
 Starters Returning/Lost: 4/1
 Letterwinners Returning/Lost: 8/2
 Postseason: NCAA Second Round

OLE MISS

QUICK FACTS

Location: Oxford, Miss.
 Enrollment: 23,838
 Founded: 1848
 Conference: SEC
 Nickname: Rebels
 Colors: Cardinal Red and Navy Blue
 Arena (Capacity): The Pavilion
 at Ole Miss (9,500)
 Chancellor: Dr. Jeffery Vitter
 Athletics Director: Ross Bjork

COACHING STAFF

Head Coach: Matt Insell
 Record at Ole Miss: 41-54 (3 seasons)
 Overall Record: 41-54 (3 seasons)
 Assistant Coaches: Alex Simmons,
 Brittany Hudson, George Porcha

OPPONENT TEAM INFO

2015-16 Record: 10-20
 Conference Record (Place): 2-14 (14th)
 Starters Returning/Lost: 4/1
 Letterwinners Returning/Lost: 8/3
 Postseason: None

SOUTH CAROLINA

QUICK FACTS

Location: Columbia, S.C.
 Enrollment: 33,724
 Founded: 1801
 Conference: SEC
 Nickname: Gamecocks
 Colors: Garnet and Black
 Arena (Capacity): Colonial Life
 Arena (18,000)
 President: Dr. Harris Pastides
 Athletics Director: Ray Tanner

COACHING STAFF

Head Coach: Dawn Staley
 Record at USC: 188-76 (8 seasons)
 Overall Record: 360-156 (16 seasons)
 Assistant Coaches: Lisa Boyer,
 Nikki McCray-Penson, Fred Chmiel

OPPONENT TEAM INFO

2015-16 Record: 33-2
 Conference Record (Place): 16-0 (1st)
 Starters Returning/Lost: 2/3
 Letterwinners Returning/Lost: 6/8
 Postseason: NCAA Sweet 16

VANDERBILT

QUICK FACTS

Location: Nashville, Tenn.
 Enrollment: 6,883
 Founded: 1873
 Conference: SEC
 Nickname: Commodores
 Colors: Black and Gold
 Arena (Capacity): Memorial Gym.
 (14,326)
 Chancellor: Nicholas S. Zeppos
 Athletics Director: David Williams II

COACHING STAFF

Head Coach: Stephanie White
 Record at VU: First season
 Overall Record: First collegiate season
 Assistant Coaches: Carolyn Peck,
 Joy Cheek, Kelly Komara

OPPONENT TEAM INFO

2015-16 Record: 18-14
 Conference Record: 5-11 (t11th)
 Starters Returning/Lost: 3/2
 Letterwinners Returning/Lost: 9/4
 Postseason: None

ARKANSAS

QUICK FACTS

Location: Fayetteville, Ark.
 Enrollment: 26,754
 Founded: 1871
 Conference: SEC
 Nickname: Razorbacks
 Colors: Cardinal and White
 Arena (Capacity): Bud Walton
 Arena (19,200)
 President: Dr. Donald R. Bobbitt
 Athletics Director: Jeff Long

COACHING STAFF

Head Coach: Jimmy Dykes
 Record at UA: 30-32 (2 seasons)
 Overall Record: Same
 Assistant Coaches: Tari Cummings,
 Tommy Deffebaugh, Chenel Harris

OPPONENT TEAM INFO

2015-16 Record: 12-18
 Conference Record (Place): 7-9 (10th)
 Starters Returning/Lost: 3/2
 Letterwinners Returning/Lost: 9/3
 Postseason: None



FLORIDA

QUICK FACTS

Location:Gainesville, Fla.
 Enrollment:49,785
 Founded:1853
 Conference:SEC
 Nickname:Gators
 Colors:Orange and Blue
 Arena (Capacity):Stephen C. O'Connell Center (11,373)
 President:Dr. W. Kent Fuchs
 Athletics Director:Scott Stricklin

COACHING STAFF

Head Coach:Amanda Butler
 Record at UF:175-121 (9 seasons)
 Overall Record:215-143 (11 seasons)
 Assistant Coaches:Bill Ferrara
Shimmy Gray-Miller, Murriel Page

OPPONENT TEAM INFO

2015-16 Record:22-9
 Conference Record (Place):10-6 (t4th)
 Starters Returning/Lost:3/2
 Letterwinners Returning/Lost:7/6
 Postseason:NCAA First Round

MISSISSIPPI STATE

QUICK FACTS

Location:Starkville, Miss.
 Enrollment:20,873
 Founded:1878
 Conference:SEC
 Nickname:Bulldogs
 Colors:Marron and White
 Arena (Capacity):Humphrey Coliseum (10,500)
 President:Dr. Mark Keenum
 Athletics Director:TBA

COACHING STAFF

Head Coach:Vic Schaefer
 Record at MS:90-46 (4 seasons)
 Overall Record:170-156 (11 seasons)
 Assistant Coaches:Johnnie Harris,
Dionnah Jackson, Carly Thibault

OPPONENT TEAM INFO

2015-16 Record:28-8
 Conference Record (Place):11-5 (t2nd)
 Starters Returning/Lost:5/0
 Letterwinners Returning/Lost:9/4
 Postseason:NCAA Sweet 16

MEDIA OUTLETS

PRINT MEDIA

Associated Press
 (Gary Graves)
 (859) 629-8634
 Email: GBGraves@ap.org

The State Journal
 (Brian Rickerd)
 (502) 227-4556
 Email: sports@state-journal.com

Kentucky Kernel
 (859) 257-1915
 Email: sports@kykernel.com

Kentucky New Era
 (Chris Jung)
 (270) 887-3261
 Email: cjung@kentuckynewera.com

Lexington Herald-Leader
 (Mat Graf, John Clay, Mark Story, WBB beat writer Jennifer Smith)
 (859) 231-3237
 Email: mgraf@herald-leader.com
 jsmith3@herald-leader.com

Louisville Courier-Journal
 (Jon Hale, Fletcher Page, Tim Sullivan)
 (502) 582-4361
 Email: jahale@gannett.com

Murray Ledger & Times
 (Edward Marlowe)
 (270) 753-1916
 Email: sports@murrayledger.com

Paducah Sun
 (Mike Stunson)
 (270) 575-8655
 Email: sportsl@paducahsun.com

Winchester Sun
 (TBA)
 (859) 744-3123
 Email: tba@winchestersun.com

RADIO

Big Blue Insider
 (Dick Gabriel)
 (859) 422-1063
 Email: dickgabriel141@gmail.com

Kentucky Sports Radio
KentuckySportsRadio.com
 (Matt Jones, Drew Franklin, Tyler Thompson)
 Email: matt.jones@kentuckysports-radio.com
 tytythompson@gmail.com

Larry Glover Live
 (Larry Glover)
 (859) 338-8863
 Email: larrygloverlive@gmail.com

Tom Leach Productions
 (Tom Leach)
 Radio Play-by-Play
 (859) 368-8276
 Email: tom@tomleachky.com;
 leachreport@gmail.com

WHAS, 840 AM
 (Will Clark, Kurt Darling)
 (502) 479-2060
 Email: willclark@whas.com;
 kurtdarwin@iheartmedia.com

WHBE, 680 AM
 (Jason Anderson)
 (502) 396-6608
 Email: jason@espnloouisville.com

WLAP, 630 AM
 (Tim Ansted)
 (859) 422-1000
 Email: timansted@clearchannel.com

WLW, 700 AM
 (Bill Dennison)
 (513) 686-8300
 Email: seg@700wlw.com

WLXG, 1300 AM
 (Mike Cameron, Matthew Laurence)
 (859) 338-1649
 Email: huddle@wlxg.com

WNDA, 1570 AM
 (Bob Domine)
 (502) 584-2400
 Email: bob@newstalk1570.com

WVLK, 590 AM
 (Scott Johnson)
 (859) 253-5942
 Email: news@WVLK.com
 scottjohnson@cumulus.com

SPECIALTY OUTLETS

The Cats' Pause
 (247sports.com Affiliate)
 (Darrell Bird, Alex Forkner, Gary Moyers)
 (859) 278-3474
 Email: dbird@catspause.com
 aforkner@catspause.com
 gmoyers@catspause.com

247sports.com
 (Chris Fisher)
 Email: c.fish00@gmail.com

AllWildcats.com
 (Scout.com Affiliate)
 (Jeff Drummond)
 (859) 629-8158
 Email: JDrumUK@gmail.com

Cats Illustrated
 (Rivals.com Affiliate)
 (T.J. Walker)
 (859) 523-0706
 Email: twalk214@yahoo.com

Sports in Kentucky
 (Bob Watkins)
 (270) 369-6126
 Email: sportsinky@aol.com

SEC Country
 (Kyle Tucker, Joe Mussatto)
 (859) 537-3265
 writerkyle@gmail.com

Kentucky Alumni Communications
 (Jill Smith)
 (859) 257-8906
 Email: jillianne.smith@uky.edu

Kentuckysports.co
 (Matt McCarthy)
 (502) 889-1587
 Email: mattm@kentuckysports.co

KentuckySportsReport.com
 (Lonny Demaree)
 (859) 236-2551 ext. 253
 Email: lonny.demaree@insightbb.com

KYForward.com
 (Keith Taylor)
 (859) 200-9801

ASeaofBlue.com (SB Nation Affiliate)
 (Glenn Logan, Jason Marcum)
 (502) 493-9588
 Email: aseaoofblue@gmail.com

KY Newsgroup
 (Philip Smith)
 (859) 432-5222
 Email: philip@kynewsgroup.com

Wildcatbluenation.com (Fans-ided Affiliate)
 (Paul Jordan)
 (407) 701-7486
 Email: pjordan32746@gmail.com

NationofBlue.com
 (Scott Anderson)
 (606) 375-6740
 Email: scott@nationofblue.com

Kysportsconnection.com
 (Tyler Mounce)
 (606) 875-4053
 Email: kysportsconnection@gmail.com

VaughtsViews.com
 (Larry Vaught)
 (859) 583-8630
 Email: larryvau@gmail.com

TELEVISION

WKYT-TV (CBS)
 (Rob Bromley, Brian Milam, Lee K. Howard, Steve Moss)
 (859) 299-0411
 Email: sportstip@wkyt.com
 brian.milam@wkyt.com
 rob.bromley@wkyt.com
 lhoward@wkyt.com
 steve.moss@wkyt.com
 dave.baker@wkyt.com

WLEX-TV (NBC)
 (Alan Cutler, Keith Farmer, Dorian Craft)
 (859) 381-1801
 Email: acutler@lex18.com
 kfarmer@lex18.com
 dcrafft@lex18.com

WTVQ-TV (ABC)
 (Alex Risen, Kennedy Hardman)
 (859) 299-3636
 Email: arisen@wtvq.com
 khardman@wtvq.com

WAVE-TV (NBC)
 (Kent Taylor, Kendrick Haskins, Mike Hartnett, Brian Winner)
 (502) 585-2201
 Email: ktaylor@wave3.com
 khaskins@wave3.com

WHAS-TV (ABC)
 (Kent Spencer, Whitney Harding)
 (502) 582-7252
 Email: kspencer@whas11.com
 wharding@whas11.com

WLKY-TV (CBS)
 (Fred Cowgill, Lee DeJarlais, Dan Koob, Natalie Grise)
 (502) 891-4920
 Email: fcowgill@wky.com
 ldejarlais@hearst.com
 ngrise@hearst.com

WDRB-TV (Fox)
 (Tom Lane, John Lewis, Rick Bozich, Eric Crawford, Mike Lacey, Katie George)
 (502) 561-7704
 Email: tlane@wdrb.com
 jlewis@wdrb.com
 rbozich@wdrb.com
 ecrawford@wdrb.com
 mlacett@wdrb.com
 kgeorge@wdrb.com

CN2-TV
 (T.J. Beisner, Bradley McKee, Clayton Abernathy)
 (502) 357-4773
 Email: tj.beisner@twcable.com



THE KENTUCKY

WOMEN'S BASKETBALL COACHING STAFF HAS:

89 YEARS OF COACHING EXPERIENCE

COACHED IN **34** NCAA TOURNAMENTS, INCLUDING **27** SWEET 16s,
20 ELITE EIGHTS AND **8** FINAL FOURS

WON **4** NCAA CHAMPIONSHIPS

WON **17** CONFERENCE CHAMPIONSHIPS

COACHED **148** PLAYERS THAT EVENTUALLY PLAYED IN THE WNBA,
INCLUDING **4** LEAGUE MVPs

COACHED **14** OLYMPIANS

WON **7** COACH OF THE YEAR AWARDS

COACHED PLAYERS TO **256** ALL-CONFERENCE HONORS
AND **61** ALL-AMERICA HONORS



ONE

6

ATTRIBUTES OF A



KENTUCKY®

WOMEN'S BASKETBALL

PLAYER

HONESTY



HARD WORK

DISCIPLINE



COACHABILITY

ACCOUNTABILITY



RESILIENCE

ONE

2016-17 SCHEDULE

EXH UNION U NOV. 3 7 PM	¹ U NOV. 11 7 PM	¹ ALBANY NOV. 12 7 PM	NOV. 17 11 AM	AT CU NOV. 19 TBD	NOV. 23 7 PM
NOV. 27 2 PM	² CU DEC. 1 7 PM	AT NOV. 27 2 PM	DEC. 9 7 PM	³ DEC. 11 1 PM	DEC. 18 2 PM
DEC. 21 NOON	AT D DEC. 29 7 PM	AT * T JAN. 1 4 PM	JAN. 5 7 PM	AT * ATM JAN. 8 2 PM	AT * A JAN. 12 8 PM
JAN. 15 3 PM	AT * LSU JAN. 19 8 PM	AT * TAT JAN. 22 3 PM	JAN. 26 7 PM	AT * JAN. 30 7 PM	FEB. 2 7 PM
FEB. 5 NOON	AT * G FEB. 9 7 PM	AT * B FEB. 16 8 PM	FEB. 19 1 PM	AT * M FEB. 23 7 PM	AT * C FEB. 26 TBD
AT * SEC MARCH 1-5	AT * NCAA MAR 17 - APR 2	<p>ALL HOME GAMES PLAYED IN MEMORIAL COLISEUM EXCEPT DEC. 11 VS. ASU TIMES ARE EASTERN AND SUBJECT TO CHANGE</p> <p>* DENOTES AN SEC GAME ¹ KENTUCKY CLASSIC, MEMORIAL COLISEUM, LEXINGTON, KY. ² SEC/BIG 12 CHALLENGE, MEMORIAL COLISEUM, LEXINGTON, KY. ³ VS ARIZONA STATE, RUPP ARENA, LEXINGTON, KY. ⁴ SEC TOURNAMENT, BON SECOURS WELLNESS ARENA, GREENVILLE, S.C. ⁵ NCAA TOURNAMENT, VARIOUS LOCATIONS, FINAL FOUR AT AMERICAN AIRLINES ARENA, DALLAS, TEXAS</p>			

UKATHLETICS.COM

