

2020-21 KENTUCKY WOMEN'S BASKETBALL



FACT BOOK



TABLE OF CONTENTS

2020-21 TEAM INFORMATION

Table of Contents 2
 Quick Facts 3
 Numerical/Alphabetical Rosters 4
 TV/Radio Chart 5
 Team Photo/Support Staff 6-7
 2020-21 Schedule 8
 History and Traditions 9
 Memorial Coliseum 10-11
 Rupp Arena 12-13

2019-20 REVIEW

2019-20 Game-by-Game Results 14
 2019-20 Final Stats 15
 2019-20 Superlatives/Team Highs and Lows 16
 2019-20 Game-by-Game Team Stats 17
 2019-20 Departed Seniors 18-20
 2019-20 Game-by-Game Reviews 21-28

RECORDS/HISTORY

All-Time Letterwinners/Miss Kentucky Basketball 29
 All-Time Roster by State 30-31
 Cats by the Numbers 32
 All-Time Head Coaches 33
 All-Time Assistant Coaches 34
 All-Time Teams 35-40
 Cats in the WNBA/Professional Ranks 41
 Cats Represent America 42
 Retired Jersey - Valerie Still 43
 Year-by-Year Team Stats 44-47
 UK Career Records 48-49
 Top-10 Team Season Performances 50
 Top-10 Team Single-Game Performances 51

Individual Single-Season Records 52
 Individual Single-Game Records 53
 Scoring - Total Points 54
 Year-by-Year Scoring 55
 Field Goals 56
 Three-Point Field Goals 57
 Free Throws 58
 Rebounds 59
 Assists 60
 Blocks 61
 Steals 62
 Streaks 63
 Miscellaneous Records 64-66
 Double-Doubles 67-72
 UK Freshman Records 73
 Year-by-Year Results 74
 All-Time Results 75-84
 Records vs. Major Conferences 85
 Scores vs. All Opponents 86-91
 UK in the National Rankings 92-98
 UK in Regular-Season Tournaments 99-101
 UK in the SEC 102
 UK Records in SEC Tournament 103
 UK Records in NCAA Tournament 104
 UK NCAA Tournament Game-by-Game 105-106
 All-time NCAA Tournament Teams 107-111
 UK in the WNIT 112-113
 Individual Honors 114-116
 1,000-point Club 117-121
 Kentucky Women's Basketball Timeline 122-141

To obtain additional copies of the 2020-21 Kentucky Women's Basketball Fact Book, contact the UK Media Relations office at 859-257-3838

CREDITS

The 2020-21 Kentucky Women's Basketball Fact Book was published by the University of Kentucky Athletics Department, Mitch Barnhart, Director.

UK ATHLETICS DEPARTMENT

Joe Craft Center • 338 Lexington Ave.
 Lexington, Ky 40506-0604 • 859-257-8000

Written & Compiled

Susan Lax, Evan Crane, Chloe Smith, Weston Pletcher, Chris Shoals, Metz Camfield, Karlie Kinneer, Cami Moore

Editors

Susan Lax, Evan Crane, Cami Moore, Guy Ramsey, Chris Shoals, Karlie Kinneer

Editorial Assistants

Cory Weigel, Metz Camfield, Kevin Britton, Sean Cartell, Evan Crane, Melanie Curtsinger, Rachel Smith, Kris Reid

Cover Design and Layout

Nathan Huff

Photography Credits

Pete Camagna, Chet White, Britney Howard, Elliott Hess, Barry Westerman, Lexington Herald-Leader, WNBA Photo Services, Fernando Medina, Team Coyle (David Coyle, Joseph Rey Au, David Robertson, George Green, Bill Patterson and Ken Weaver), USA Basketball, Chuck Perry, Victoria Graff, AP/Wide World, Kentucky Tourism, UK Public Relations, Susan Lax, Matt Steinke, NCAA, SEC, UK team and coaches

Special Thanks

UK Public Relations, Kelley Bozeman, Beth Hanna, Kathy Laws, Molly Mazzolini





2020-21 KENTUCKY WBB QUICK FACTS

General Information

Location Lexington, Ky.
 Enrollment 30,277
 Founded 1865
 Colors Blue (PMS 286) & White
 Nickname Wildcats
 Conference Southeastern
 Arena Memorial Coliseum (8,000)
 All-Time Record In Arena (Years) 461-159 (.744)
 (45 years - does not include '74-75 season)
 Memorial Coliseum Press Row 859-323-5900
 Joe Craft Center Ticket Office 859-928-CATS
 Web site ukathletics.com
 Twitter/Instagram @KentuckyWBB
 Facebook facebook.com/KentuckyWBB

Administration

President Dr. Eli Capilouto (Alabama, 1971)
 Faculty Rep. Joseph L. Fink III
 (Philadelphia College of Pharmacy & Science, 1970)
 Athletics Director Mitch Barnhart (Ottawa, 1981)
 Senior Woman Admin. Sandy Bell (George Peabody College, 1970)
 Athletics Phone Number (859) 257-8000

Media Relations Information

Basketball Contact Evan Crane (Kentucky, 2010)
 Associate Media Relations Director
 E-mail wesley.crane@uky.edu
 Office Phone 859-257-8431
 Cell Phone 270-559-8120
 Office Fax 859-323-4310
 Office Address Joe Craft Center, 338 Lexington Avenue
 Lexington, KY 40506-0604
 Assistant Basketball Contact Cami Moore (Kentucky, 2018)
 E-mail camiran.moore@uky.edu
 Office Phone/Cell Phone: 859-257-3838/859-396-0368

Women's Basketball Staff

Interim Head Coach Kyra Elzy (1st season/9th overall at UK)
 (Tennessee 1999, 2001)
 Overall Collegiate Coaching Record 0-0 (.000) (1st season)
 at Kentucky 0-0 (.000) (1st season)
 Assistant Coach Niya Butts (5th season/10th overall at UK)
 (Tennessee 2000, Tennessee Tech 2002)
 Assistant Coach Amber Smith (3rd season/10th overall at UK)
 (Kentucky, 2011)
 Interim Assistant Coach Daniel Boice (Arizona 2014, 2016)
 Special Assistant to the Head Coach Lin Dunn (UT Martin, 1969)
 Asst. AD/Women's BB Ops Amy Tilley (Kentucky, 2007/EKU, 2014)
 Academic Advisor/WBB Admin. Tiffany Hayden (UK, 2001; UofL, 2009)
 Director of Recruiting Asiya Foy (Radford, 2016; SEMO, 2018)
 Recruiting Assistant Jackie Clark (Kentucky, 2015 & 2017)
 Staff Support Associate Carrie Marshall (Kentucky, 2003)
 Coaching Video Coordinator: DeNesha Stallworth (Kentucky, 2013)
 Creative Director Kim Troxall (SCAD, 1994)
 Sr. Athletic Trainer Courtney Jones (Purdue, 2001)
 Strength Coach John Spurlock (Hanover College, 2005)
 Nutrition Coach Monica Fowler (Kentucky, 2010)
 Team Physician Dr. Robert Hosey (Virginia Tech, 1989)
 Equipment Manager Kortez Wilson (Kentucky, 2014 & 2016)
 Office Phone 859-257-6046

2019-20 Review

Record 22-8
 Home 14-3
 Away 7-4
 Neutral 1-1

2020-21 PREVIEW

Players Returning/Lost: 8/6

Starters Returning/Lost: 3/2

Newcomers: 6

Starters Returning (3)

No.	Player	POS	HT	CL	Ppg.	Rpg.
3	KeKe McKinney	F	6-1	Sr.	6.5	4.7
14	Tatyana Wyatt	F	6-2	Sr.	5.5	3.7
10	Rhyn Howard	G	6-2	Jr.	23.4	6.5

Starters Lost (2)

32	Jaida Roper	G	5-6	Sr.	7.8	3.4*
1	Sabrina Haines	G	5-10	Sr.	9.7	3.9

Other Players Returning (5)

No.	Player	POS	HT	CL	Ppg.	Rpg.
15	Chasity Patterson	G	5-5	Sr.	11.5	2.2
5	Blair Green	G	6-0	Jr.	5.8	2.2
34	Emma King	G	5-10	So.	1.4	0.2
23	Kameron Roach	G	5-6	Sr.	----	----
44	Dre'una Edwards	F	6-2	So.	----	----

Other Players Lost (4)

No.	Player	POS	HT	CL	Ppg.	Rpg.
21	Ogechi Anyagaligbo	F	6-1	Sr.	2.5	3.0
12	Amanda Paschal	G	5-7	Sr.	3.6	2.3
44	Nae Nae Cole	C	6-3	Sr.	----	----
11	Deasia Merrill	F	6-1	Fr.	----	----

Newcomers (6)

No.	Player	POS	CL	HT	Hometown
00	Olivia Owens	C	R-So.	6-4	Albany, N.Y.
1	Robyn Benton	G	Jr.	5-9	Conyers, Ga.
12	Treasure Hunt	G	Fr.	6-2	Chattanooga, Tenn.
13	Jasmine Massengill%	G	Jr.	6-0	Chattanooga, Tenn.
20	Erin Toller	G	Fr.	5-7	Louisville, Ky.
21	Nyah Leveretter	F	Fr.	6-3	Blythewood, S.C.

* denotes assists per game; % denotes player will sit out 2020-21 season due to NCAA transfer rules

SEC (Finish) 10-6 (T3rd)
 SEC Tournament (Record) SEC Tournament Semifinals (1-1)
 lost to Mississippi State, 77-59, semifinals
 NCAA (Record) 2020 Tournament canceled
 Final Poll Rankings No. 16 AP | No. 18 ESPN/USA Today
 Final Attendance Ranking No. 19 (NCAA)

UK Radio Network

Broadcast Info UK Radio Network
 Play-by-Play Announcer Darren Headrick (4th season)

UK Videotape Footage

UK Sports Video 859-257-4830

History

Seasons of Basketball Entering 47th season
 All-Time Record: 845-548 (.607)
 All-Time SEC Record (regular-season games only): 226-263 (.462)
 All-Time SEC Tournament Record: 36-41 (.468)
 SEC Titles: Two (2012 and 1982)
 NCAA Tournament Appearances: 15 (Last in 2019)
 NCAA Tournament Record: 21-15 (.583)





2020-21 KENTUCKY WBB ROSTER

NUMERICAL

No.	Name	Pos.	Cl.	Ht.	Hometown/High School/Previous College
00	Olivia Owens	C	R-So.	6-4	Albany, N.Y./Niskayuna HS/Maryland
1	Robyn Benton	G	Jr.	5-9	Conyers, Ga./Greater Atlanta Christian/Auburn
3	KeKe McKinney	F	Sr.	6-1	Knoxville, Tenn./Fulton HS
5	Blair Green	G	Jr.	6-0	Harlan, Ky./Harlan County HS
10	Rhyne Howard	G	Jr.	6-2	Cleveland, Tenn./Bradley Central HS
12	Treasure Hunt	G	Fr.	6-2	Chattanooga, Tenn./Hamilton Heights
13%	Jazmine Massengill	G	Jr.	6-0	Chattanooga, Tenn./Hamilton Heights/Tennessee
14	Tatyana Wyatt	F	Sr.	6-2	Columbus, Ga./Columbus HS
15	Chasity Patterson	G	Sr.	5-5	Houston, Texas/North Shore/Texas
20	Erin Toller	G	Fr.	5-7	Louisville, Ky./Sacred Heart Academy
21	Nyah Leveretter	F	Fr.	6-3	Blythewood, S.C./Westwood HS
23	Kameron Roach	G	R-Jr.	5-6	Hopkins, S.C./Lower Richland HS
34	Emma King	G	Soph.	5-10	Stanford, Ky./Lincoln County HS
44	Dre'una Edwards	F	R-So.	6-2	Las Vegas, Nev./Liberty HS/Utah

ALPHABETICAL

No.	Name	Pos.	Cl.	Ht.	Hometown/High School/Previous College
1	Robyn Benton	G	Jr.	5-9	Conyers, Ga./Greater Atlanta Christian/Auburn
44	Dre'una Edwards	F	R-So.	6-2	Las Vegas, Nev./Liberty HS/Utah
5	Blair Green	G	Jr.	6-0	Harlan, Ky./Harlan County HS
10	Rhyne Howard	G	Jr.	6-2	Cleveland, Tenn./Bradley Central HS
12	Treasure Hunt	G	Fr.	6-2	Chattanooga, Tenn./Hamilton Heights
34	Emma King	G	Soph.	5-10	Stanford, Ky./Lincoln County HS
21	Nyah Leveretter	F	Fr.	6-3	Blythewood, S.C./Westwood HS
13%	Jazmine Massengill	G	Jr.	6-0	Chattanooga, Tenn./Hamilton Heights/Tennessee
3	KeKe McKinney	F	Sr.	6-1	Knoxville, Tenn./Fulton HS
00	Olivia Owens	C	R-So.	6-4	Albany, N.Y./Niskayuna HS/Maryland
15	Chasity Patterson	G	Sr.	5-5	Houston, Texas/North Shore/Texas
23	Kameron Roach	G	R-Jr.	5-6	Hopkins, S.C./Lower Richland HS
20	Erin Toller	G	Fr.	5-7	Louisville, Ky./Sacred Heart Academy
14	Tatyana Wyatt	F	Sr.	6-2	Columbus, Ga./Columbus HS

% denotes player will sit out 2020-21 season due to NCAA transfer rules

Coaching Staff

Interim Head Coach: Kyra Elzy (Tennessee, 1999, 2001) – 1st season, 9th at Kentucky
Assistant Coach: Niya Butts (Tennessee, 2000; Tennessee Tech, 2002) – 5th season, 10th at Kentucky
Assistant Coach: Amber Smith (Kentucky, 2011) – 3rd season, 10th at Kentucky (player/support staff)
Interim Assistant Coach: Daniel Boice (Arizona, 2014, 2016) - 1st season, 5th at Kentucky

Support Staff

Assistant Athletics Director/Women's Basketball: Amy Tilley (Kentucky, 2007; ECU, 2011 & 2014)
Special Assistant to the Head Coach: Lin Dunn (UT Martin, 1969)
Academic Counselor/Women's Basketball Admin.: Tiffany Hayden (UK, 2001; Louisville, 2009)
Director of Recruiting: Aisha Foy (Radford, 2016; Southeast Missouri State, 2018)
Recruiting Assistant: Jackie Clark (Kentucky, 2015; Kentucky, 2017)
Coaching Video Coordinator: DeNesha Stallworth (Kentucky, 2013)
Staff Support Associate: Carrie Marshall (Kentucky, 2003)
Creative Director: Kim Troxall (SCAD, 1994)
Senior Athletic Trainer: Courtney Jones (Purdue, 2001)
Nutrition Coach: Monica Fowler (Kentucky, 2010)
Team Physician: Dr. Robert Hosey (Virginia Tech, 1989)
Strength & Conditioning Coach: John Spurlock (Hanover College, 2005)
Communications and PR Director: Evan Crane (Kentucky, 2010)
Communications and PR Assistant: Cami Moore (Kentucky, 2018)
Equipment Manager: Kortez Wilson (Kentucky, 2014)

BY CLASS

Seniors (3)

KeKe McKinney
Chasity Patterson
Tatyana Wyatt

Juniors (5)

Robyn Benton
Blair Green
Rhyne Howard
Jazmine Massengill
Kameron Roach

Sophomores (3)

Dre'una Edwards
Olivia Owens
Emma King

Freshmen (3)

Treasure Hunt
Nyah Leveretter
Erin Toller

BY HEIGHT

5-5	Chasity Patterson
5-6	Kameron Roach
5-7	Erin Toller
5-9	Robyn Benton
5-10	Emma King
6-0	Blair Green
	Jazmine Massengill
6-1	KeKe McKinney
6-2	Tatyana Wyatt
	Rhyne Howard
	Dre'una Edwards
	Treasure Hunt
6-3	Nyah Leveretter
6-4	Olivia Owens

PRONUNCIATION

DRE'UNA EDWARDS
(dre-ON-a)

RHYNE HOWARD
(like RYAN)

NYAH LEVERETTER
(nigh(like high)-uh)
(lev-er-RETT(like wet)-tur)



2020-21 RADIO/TELEVISION CHART



OLIVIA OWENS **00**

6-4 – R-Soph. – TR – C
Albany, N.Y.
(Niskayuna HS/Maryland)



ROBYN BENTON **1**

5-9 – Jr. – TR – G
Conyers, Ga.
(Greater Atlanta Christian/Auburn)



KEKE MCKINNEY **3**

6-1 – Sr. – F
Knoxville, Tenn.
(Fulton HS)



BLAIR GREEN **5**

6-0 – Jr. – G
Harlan County, Ky.
(Harlan County HS)



RHYNE HOWARD **10**

6-2 – Jr. – G
Cleveland, Tenn.
(Bradley Central HS)



TREASURE HUNT **12**

6-2 – Fr. – G
Chattanooga, Tenn.
(Hamilton Heights Christian)



JAZMINE MASSENGILL **13**

6-0 – Jr. – G
Chattanooga, Tenn.
(Hamilton Heights Christian/Tenn.)



TATYANA WYATT **14**

6-2 – Sr. – F
Columbus, Ga.
(Columbus HS)



CHASITY PATTERSON **15**

5-5 – Sr. – G
Houston, Texas
(North Shore HS/Texas)



ERIN TOLLER **20**

5-7 – Fr. – G
Louisville, Ky.
(Sacred Heart HS)



NYAH LEVERETTER **21**

6-3 – Fr. – F
Blythewood, S.C.
(Westwood HS)



KAMERON ROACH **23**

5-6 – R-Jr. – G
Hopkins, S.C.
(Lower Richland HS)



EMMA KING **34**

5-10 – Soph. – G
Stanford, Ky.
(Lincoln County HS)



DRE'UNA EDWARDS **44**

6-2 – R-Soph. – F
Las Vegas, Nev.
(Liberty HS/Utah)



KYRA ELZY **IHC**

Interim Head Coach
(9th overall at UK)
LaGrange, Ky.



NIYA BUTTS **AC**

Assistant Coach
(10th overall at UK)
Americus, Ga.



AMBER SMITH **AC**

Assistant Coach
(10th overall at UK)
Winter Haven, Fla.



DANIEL BOICE **IAC**

Interim Assistant Coach
(5th Season at UK)
Tucson, Ariz.



AMY TILLEY **AAD**

Asst. AD/Director of Ops.
(11th overall at UK)
Somerset, Ky.



2020-21 TEAM PHOTO



Front (L-R): Emma King, KeKe McKinney, Treasure Hunt, Erin Toller; Back (L-R): Dre'una Edwards, Kameron Roach, Kyra Elzy, Robyn Benton, Tatyana Wyatt, Chasity Patterson, Olivia Owens, Rhyné Howard, Jazmine Massengill, Blair Green, Nyah Leveretter, Niya Butts.

2020-21 SUPPORT STAFF



SANDY BELL

Executive Associate AD/
SWA & Student Development



RACHAEL BLACKBURN

Manager



DANIEL BOICE

Director of Player Development



EVAN CRANE

Assoc. Director Athletics
Communications and
Public Relations



JACKIE CLARK

Recruiting Assistant



2020-21 SUPPORT STAFF



MADDY
DAVIS

Manager



LIN
DUNN

Special Assistant to the
Head Coach



AISHA
FOY

Director of Recruiting



DYLAN
HARDESTY

Student Athletic
Trainer



TIFFANY
HAYDEN

Academic Counselor/
WBB Administrator



DR. ROBERT
HOSEY

Head Team Physician



KIM
IRWIN

Director of Ticket Systems
& Finance



COURTNEY
JONES

Sr. Athletic Trainer
(WBB, Rifle)



CARRIE
MARSHALL

Staff Support Associate



CAMI
MOORE

Athletics Communications
and Public Relations
Assistant



AYANNA
PARKER

Assistant Director of Opera-
tions - Memorial Coliseum



JT
OREM

Manager



MARIAH
OSBORNE

Manager



DENESHA
STALLWORTH

Coaching Video
Coordinator



KATE
STOESS

Marketing Director



JOHN
SPURLOCK

Director of Strength &
Conditioning, Olympic
Sports



KIM
TROXALL

Creative Director
WBB



DASHAUN
WILLIAMS

Manager



KORTEZ
WILSON

Equipment Manager
WBB



2020-21 SCHEDULE

<u>Date</u>	<u>Opponent</u>	<u>TV</u>	<u>Site</u>	<u>Time</u>
NOV. 25	MURRAY STATE		LEXINGTON, KY.	1 p.m.
NOV. 29	BELMONT		LEXINGTON, KY.	2 p.m.
Dec. 3	at Kansas State [^]		Manhattan, Kan.	7:30 p.m.
DEC. 6	INDIANA		LEXINGTON, KY.	TBD
DEC. 9	MARSHALL		LEXINGTON, KY.	7 p.m.
DEC. 13	SAMFORD		LEXINGTON, KY.	2 p.m.
DEC. 16	at DePaul		Chicago, Ill.	3 p.m.
DEC. 19	WOFFORD		LEXINGTON, KY.	1 p.m.
DEC. 22	TBD		LEXINGTON, KY.	TBD
DEC. 31	ARKANSAS*		LEXINGTON, KY.	TBD
Jan. 3	at Tennessee*		Knoxville, Tenn.	TBD
Jan. 7	at Texas A&M*		College Station, Texas	TBD
JAN. 10	SOUTH CAROLINA*		LEXINGTON, KY.	TBD
Jan. 14	at Auburn*		Auburn, Ala.	TBD
JAN. 17	VANDERBILT*		LEXINGTON, KY.	TBD
Jan. 24	at Mississippi State*		Starkville, Miss.	TBD
JAN. 28	ALABAMA*		LEXINGTON, KY.	TBD
JAN. 31	MISSOURI*		LEXINGTON, KY.	TBD
Feb. 4	at Ole Miss*		Oxford, Miss.	TBD
FEB. 11	TENNESSEE*		LEXINGTON, KY.	TBD
Feb. 15	at Florida*		Gainesville, Fla.	TBD
FEB. 18	LSU*		LEXINGTON, KY.	TBD
Feb. 21	at South Carolina*		Columbia, S.C.	TBD
Feb. 25	at Georgia*		Athens, Ga.	TBD
FEB. 28	OLE MISS*		LEXINGTON, KY.	TBD
March 3-7	SEC Tournament (N1)		Greenville, S.C.	TBD
March 19-22	NCAA First & Second Rounds (N2)		Top 16 seeds sites	TBD
March 26-29	NCAA Regionals (N3)		Predetermined sites	TBD
April 2 & 4	NCAA Final Four (N4)		San Antonio, Texas	TBD

* denotes SEC game; ^ denotes SEC/Big 12 Challenge;

All game times are EASTERN STANDARD TIME and subject to change due to TV selection.

All home games are ALL CAPS and will be played at Memorial Coliseum unless noted otherwise.

N1 – SEC Tournament – Greenville, S.C. (Bon Secours Wellness Arena); N2 – NCAA First & Second Rounds – TBD; N3 – NCAA Regionals – Albany, N.Y. (Times Union Center), Austin, Texas (H-E-B Center), Cincinnati, Ohio (Cintas Center), Spokane, Wash. (Spokane Veterans Memorial Arena); N4 – NCAA Final Four – San Antonio, Texas (Alamodome)



HISTORY AND TRADITIONS

KENTUCKY FIGHT SONG

On, on U of K,
we are right for the fight today,
Hold that ball and hit that line,
Every Wildcat star will shine,
We'll fight, fight, fight,
For the blue and white,
As we roll to that goal, varsity,
And we'll kick, pass and run,
'til the battle is won,
And we'll bring home the victory.

MY OLD KENTUCKY HOME

The sun shines bright
on my old Kentucky home,
'Tis summer, the people are gay;
The corntop's ripe
and the meadow's in the bloom,
While the birds make music all the day.
(Chorus)
Weep no more, my lady!
Oh! Weep no more today!
We will sing one song
for my old Kentucky home,
For my old Kentucky home far away.
The young folks roll
on the little cabin floor,
All merry, all happy, and bright;
By-n-by hard times
come a-knocking at the door,
Then my old Kentucky home, good-
night!

UK ALMA MATER

Hail Kentucky, Alma Mater!
Loyal sons and daughters sing;
Sound her praise with voice united;
To the breeze her colors fling.
To the Blue and White be true;
Badge triumphant age on age;
Blue, the sky that o'er us bends;
White, Kentucky's stainless page.

WILDCATS NICKNAME

The nickname "Wildcats" became synonymous with UK shortly after a 6-2 football victory at Illinois on Oct. 9, 1909. Commandant Philip Carbusier, then head of the military department, told a group of students in a chapel service following the game that the Kentucky football team had "fought like wildcats." The nickname grew in popularity and was adopted by the university.

MASCOTS

The Wildcat mascot originated during the 1976-77 year at Kentucky. Gary Tanner was the original Wildcat, entertaining fans at Commonwealth Stadium, Rupp Arena and Memorial Coliseum during athletic events. Today, the Wildcat mascot also attends academic functions and generally serves as a friendly ambassador for the University. Scratch, another costumed mascot, was unveiled in August of 1996. During UK games, the Wildcat and Scratch entertain with enthusiastic dances and cheers. In the past, UK had a live wildcat mascot that has resided in the Kentucky Department of Fish and Wildlife's Salato Wildlife Center three miles west of Frankfort on US 60. The most recent live mascot was named "Blue." Through the years, UK has had other official live mascots with colorful names. Records indicate that the first wild animal, named "Tom," was given to the University in 1921. Other live mascots followed, including "TNT," "Whiskers," "Hot Tamale" and "Colonel."

SINGING THE FIGHT SONG

Matthew Mitchell introduced a new tradition to the Kentucky women's basketball team when he became the head coach in 2007. After each victory, the Wildcats gather at mid-court and sing the UK Fight Song with the fans.

CHEER AND DANCE TEAMS

The UK Cheer and Dance programs are recognized as two of the finest programs in America. On the UK campus, they are recognized as some of the finest athletes in the University's sports programs, and as public relations ambassadors of UK and the entire Commonwealth of Kentucky. The Kentucky cheerleading squad won an unprecedented 24th national cheerleading championship in 2019 at the competition sponsored by the Universal Cheerleaders Association.

100% GRADUATION RATE

Kentucky has a 100% graduation rate under head coach Matthew Mitchell and have secured a team GPA better than 3.0 each of the last 14 semesters.

SENIOR DAY

Senior Day at Kentucky has become one of the most celebrated ceremonies in college basketball. Honoring the senior class, UK's event is one of the most elaborate and moving programs of its kind. The pregame ceremony begins with player introductions. Once they all have burst through banners bearing their likenesses, their families join them at center court. Then the state song, "My Old Kentucky Home," is sung as the home crowd bids farewell.

BLUE AND WHITE

The University of Kentucky adopted blue and white as its official colors in 1892. Originally, however, UK students had decided on blue and light yellow prior to the Kentucky-Centre College football game on December 19, 1891. The shade of blue, which is close to a royal blue, was chosen when a student asked the question, "What color blue?" At the time, Richard C. Stoll (who lettered in football at UK in 1889-94) pulled off his necktie and held it up. The students then adopted that particular shade of blue. A year later, UK students officially dropped the light yellow color for white.

THE BIG BLUE NATION

UK fans, also referred to as the Big Blue Nation, are known for the electric atmosphere they create at all athletic events. Not only do the players feed off of their energy, but opposing teams often fear the intimidating roar of the UK crowd. For the 11th straight season, the University of Kentucky women's basketball team ranked in the top 20 nationally in average attendance, sitting 19th overall with 4,756 fans per home game during the 2019-20 season. UK averaged 6,454 fans in 2015-16, which was the second-best mark in program history behind 6,727 during the 2013-14 season. Throughout 17 home games – two played inside historic Rupp Arena – Kentucky accumulated a total season attendance of 80,853, eclipsing the 80,000 mark for the 11th straight season. Kentucky has averaged 4,500 or more fans every year since 2009-10.

UK PEP BAND

With more than 80 members, the University of Kentucky pep band is one of the largest in the nation. Performing at both home football and basketball games, the pep band has been named by Southern Living magazine as one of the "top 10 bands in the South." The Alumni Band, composed of former UK band members, also is an important part of the UK WBB experience. The Alumni Band plays at several home games each year.



MEMORIAL COLISEUM RECORDS

- The Coliseum covers an entire city block and has as much space as a seven-story office building. It currently has a capacity of 8,000.
- The Coliseum was built in 1950 and serves as a memorial to every Kentuckian who lost their life serving their country.
- A massive new LED video board spanning approximately 1,800 square feet with dimensions of 30 feet by 60 feet was installed in the fall of 2018.
- Wildcat fans are passionate about their basketball, that's why UK has ranked in the nation's top 20 and in the SEC's top four in attendance 11 straight years.
- The Cats are 162-28 (.853) at home over the last 10 seasons (including 12 games in Rupp Arena).
- UK averaged 4,756 fans per game in 2019-20 which ranked 19th nationally.
- UK drew 116,164 fans for its home games in 2015-16 the second-highest total attendance in school history.

TOP 20 SINGLE-GAME ATTENDANCE RECORDS

1.	10,622	Old Dominion	2/05/83
2.	8,429	Tennessee	1/29/04
3.	8,223	Auburn	2/18/83
4.	8,200	Tennessee	2/09/83
5.	8,130	Tennessee	1/23/00
6.	7,965	Tennessee	3/3/13
7.	7,963	Louisville	12/11/13
8.	7,961	Tennessee	1/12/12
9.	7,951	Louisville	12/4/11
10.	7,888	Florida	1/22/12
11.	7,871	Alabama	1/29/12
12.	7,742	South Carolina	2/2/10
13.	7,646	LSU	2/13/11
14.	7,643	Mississippi State	2/20/05
15.	7,589	Arkansas	2/21/16
16.	7,565	Ole Miss	1/14/07
17.	7,560	South Carolina	3/1/15
18.	7,429	Ole Miss	2/2/12
19.	7,407	Tennessee	1/29/15
20.	7,278	Tennessee	1/17/08

! - SEC Tournament Championship

YEAR-BY-YEAR IN MEMORIAL (SINCE 1975-76)

1975-76	6-4
1976-77	7-2
1977-78	13-3
1978-79	5-7
1979-80	11-1
1980-81	15-0
1981-82	16-2
1982-83	15-2
1983-84	11-6
1984-85	10-5
1985-86	13-2
1986-87	8-5
1987-88	12-4
1988-89	9-4
1989-90	10-2
1990-91	10-3
1991-92	9-4
1992-93	10-3
1993-94	9-4
1994-95	7-5
1995-96	6-5
1996-97	4-6
1997-98	7-4
1998-99	7-3
1999-2000	7-5
2000-01	5-7
2001-02	3-8
2002-03	7-5
2003-04	6-6
2004-05	12-4
2005-06	9-2
2006-07	8-3
2007-08	9-4
2008-09	11-6
2009-10	17-0
2010-11	13-2
2011-12	17-0
2012-13	15-1
2013-14	14-3
2014-15	13-3
2015-16	14-2
2016-17	16-3
2017-18	9-4
2018-19	13-3
2019-20	13-2
Total:	461-159 (.744)

YEAR-BY-YEAR HOME ATTENDANCE FIGURES

Year	Games	Total Att.	Avg.
2019-20 (19th)	17	80,853	4,756
2018-19 (18th)	18	85,807	4,767
2017-18 (15th)	16	82,984	5,187
2016-17 (14th)	20	104,252	5,213
2015-16 (8th)	18	116,164	6,454
2014-15 (7th)	17	108,436	6,379
2013-14 (9th)	19	121,089 !	6,727 !
2012-13 (11th)	17	104,447	6,144
2011-12 (13th)	18	113,068	6,282
2010-11 (11th)	15	95,453	6,364
2009-10 (17th)	17	95,615	5,624
2008-09 (21st)	17	75,194	4,423
2007-08 (23rd)	18	85,769	4,765
2006-07 (14th)	15	87,943	5,863
2005-06 (20th)	15	77,411	5,161
2004-05 (20th)	19	90,663	4,772
2003-04 (17th)	14	72,553	5,182
2002-03	13	22,024	1,694
2001-02	11	12,681	1,153
2000-01	12	17,746	1,479
1999-00	12	29,643	2,470
1998-99	10	18,443	1,844
1997-98	11	15,728	1,430
1996-97	10	6,817	682
1995-96	11	8,456	769
1994-95	13	15,540	1,195
1993-94	13	17,649	1,358
1992-93	13	19,511	1,501
1991-92	13	17,087	1,314
1990-91	14	16,011	1,143
1989-90	14	18,777	1,341
1988-89	13	14,575	1,121
1987-88	16	13,400	837
1986-87	13	18,025	1,386
1985-86	16	18,887	1,180
1984-85	16	23,990	1,499
1983-84	17	18,880	1,110
1982-83	17	61,975	# 3,645
1981-82	19	41,000	2,158
1980-81	15	29,224	1,948
1979-80	15	22,500	1,500

! New Season Record; # Led the nation; Years include games at Rupp Arena • 1974-79 attendance not available



HOME COURT WINNING STREAKS

Games	Began	Ended	
1.	34	Feb. 13, 2011	Feb. 3, 2013
2.	30	Feb. 12, 1980	Jan. 31, 1982
3.	25	March 19, 2009	Jan. 9, 2010
4.	19	Feb. 23, 1982	Feb. 9, 1983
5.	14	Feb. 27, 2014	Jan. 29, 2015
	14	Jan. 31, 1990	Jan. 27, 1991
7.	13	Jan. 30, 1984	Jan. 13, 1985
8.	11	Feb. 7, 1987	Jan. 7, 1988
	11	Feb. 10, 1979	Feb. 2, 1980
10.	10	Nov. 19, 2004	Jan. 27, 2005



MEMORIAL COLISEUM RECORDS

TEAM

	Kentucky	Opponent
Points in a game	121 vs. Kentucky State - 11/24/89	102, Miami (OH) - 12/21/02
Points in a half	64 (2nd) vs. Miami - 2/8/86	64 (2nd), Tennessee - 2/18/88
Margin of victory	77 vs. Kentucky State - 11/24/89	72, Tennessee - 1/21/01
Field goals	53 vs. Kentucky State - 11/24/89	42, Tennessee - 1/21/01
Field goals att.	92 vs. Kentucky State - 11/24/89/Morehead St. - 11/18/15	90, Memphis State, 1/31/82
Field goal pct.	71.4 vs. Alabama - 2/7/87	70.2, Vanderbilt - 1/11/01
3-PT goals	14 vs. Mississippi State - 1/8/12	11, 3X, last Arkansas - 2/15/18
3-PT goals att.	32, twice, last vs. Morehead State - 11/21/19	36, Arkansas, 2/15/18
3-PT goal pct.	85.7 vs. Florida - 2/11/89	87.5 (7-of-8), Georgia - 2/27/2020
Free throws	36 vs. Louisville - 12/20/09	31, Austin Peay - 11/15/98
Free throws att.	52 vs. Louisville - 12/20/09	49, Austin Peay - 11/15/98
Free throw pct.	100.0 (11-11) vs. Furman - 12/6/08	100.0, Louisville - 2/22/00/1.000, Auburn - 1/17/16
Rebounds	67 vs. Wright State - 3/22/14/Morehead St. - 11/18/16	63, Tennessee - 1/21/01
Assists	33 vs. Michigan - 1/23/82	29, Louisville - 2/23/82; Tennessee - 2/28/82
Turnovers	35 vs. Tennessee - 1/14/96	49, Arkansas-Pine Bluff - 12/11/11
Blocked shots	19 vs. North Carolina A&T - 12/6/05	13, Georgia - 1/7/18
Steals	25 vs. Jacksonville St. - 11/15/11, Arkansas PB - 12/21/10	20, Memphis State - 12/4/93
Personal fouls	33 vs. Indiana - 12/7/93	36, Marquette - 12/2/89

INDIVIDUAL

	Kentucky	Opponent
Points in a game	42, Valerie Still vs. Charleston - 12/19/82	39, Cornelia Gayden, LSU - 2/26/94
	42, Makayla Epps vs. Mississippi State - 2/12/15	39, Victoria Vivians, Mississippi State - 2/12/15
Field goals	18, Makayla Epps vs. Mississippi State - 2/12/15	16, Tanya Haave, Tennessee - 2/9/83
Field goal att.	30, Makayla Epps vs. Mississippi State - 2/12/15	29, Daphne Smith, Detroit - 2/26/86
		29, Victoria Vivians, Mississippi State - 2/12/15
3-PT goals	7, Sara Potts vs. High Point - 1/06/04	6, Sandy Brown, Tennessee - 2/25/88
	7, Sara Potts vs. Chattanooga - 3/20/05	6, 2x, last Asia Durr - 12/17/17
	7, Rhyne Howard vs. Southern - 11/11/18	
	7, Rhyne Howard vs. Tennessee - 1/5/2020	
3-PT goals att.	17, Shandra Roberts vs. USC - 1/24/96	17, Sandy Brown, Tennessee - 2/25/88
3-PT goals pct.	100.0, Kristi Cushenberry (5-of-5) vs. Alabama - 2/17/89	100.0, Courtney Boylan, Michigan (4-of-4) - 11/15/08
(min. 3 made)	100.0, Carly Ormerod (4-of-4) vs. LSU - 12/18/05	100.0, Gabby Connally, Georgia (4-of-4) - 2/27/2020
	100.0, Keyla Snowden (5-of-5) vs. Florida - 2/18/10	100.0, Chauntal Battle, Samford (3-of-3) - 12/18/19
	100.0, Keyla Snowden (4-of-4) vs. Mississippi Valley State - 11/27/11	
Free throws	15, Bernisha Pinkett (15-of-18) vs. Vanderbilt - 1/23/11	15, Druecilla Conners, Morehead St. - 12/20/87
Free throws att.	18, Bernisha Pinkett (15-of-18) vs. Vanderbilt - 1/23/11	19, Druecilla Conners, Morehead St. - 12/20/87
Rebounds	27, Valerie Still vs. National College - 2/9/82	25, Anne Donovan, ODU - 2/5/83
Assists	16, P.J. Hedges vs. Cincinnati - 1/15/82	12, Lea Henry, Tennessee - 2/28/82
Blocked shots	6, Jody Runge vs. Memphis State - 1/31/82	8, A'ja Wilson, South Carolina - 1/14/16
	6, Azia Bishop vs. Tenn. St - 12/28/14	
	6, Alexis Jennings vs. Oklahoma - 3/21/16	
Steals	11, Leslie Nichols vs. U of L - 2/14/86	11, M. Marciniak, Tennessee - 1/14/96

MISCELLANEOUS

Most Home Wins In Season:	18 - 2011-12 (17-0 Memorial and 1-0 Rupp Arena)
Largest Attendance in Memorial:	10,622 vs. Old Dominion, 2/5/83
<i>Note: Memorial Coliseum Records (since 1980-81)</i>	



RUPP ARENA RECORDS

SINGLE-GAME ATTENDANCE RECORDS - RUPP ARENA

(Since 1978)

1.	23,706	#2/2 Duke	12/22/13
2.	22,075	#8/9 Baylor	11/17/14
3.	18,488	DePaul	12/7/12
4.	17,150	#13 Duke	12/20/15
5.	14,508	#6/5 Duke	12/8/11
6.	14,425	Louisville	12/10/15
7.	13,689	#1 Tennessee	1/26/06
8.	13,225	Arizona State	12/11/16
9.	11,256	#7 Louisville	12/15/19
10.	10,390	#7 Rutgers	1/12/80
11.	10,192	Louisville	12/28/05
12.	10,031	Florida	02/03/19
13.	9,120	Alabama	2/26/06
14.	8,921	#7 Tennessee	12/31/17
15.	8,335	#9 LSU	1/27/08
16.	7,128	Arkansas	2/18/07
17.	7,126	#11 Georgia	2/15/07
18.	6,629	Auburn	1/19/06
19.	6,521	#10 South Carolina	1/21/18
20.	6,348	Arkansas-Pine Bluff	12/17/06

- Rupp Arena is entering its 45th season.
- An awesome structure in sight and scope, the arena is divided into two seating areas. The lower level features 10,000 cushioned theater seats while the upper arena has new chairback seats on the sidelines. The latter can be visually isolated to provide more natural setting for small shows.
- The Wildcats command an exclusive and updated state-of-the-art locker room, while other amenities include six team-size dressing rooms and eight smaller units.
- In 2013-14, UK set the new single-game attendance record when 23,706 fans saw UK face No. 2 Duke in Rupp Arena on Dec. 22, 2013. The attendance marked the largest crowd ever to see a college women's hoops game in the Commonwealth — the previous mark was 22,152 for the first Kentucky-Louisville game played in the KFC Yum! Center on Dec. 5, 2010.
- In 2015-16, Kentucky packed 17,150 fans in Rupp Arena on Dec. 20 against Duke, which was the fourth-largest home crowd in program history. On Dec. 10, the Wildcats had 14,425 fans at the historic arena, which was the sixth-largest home crowd in school history.
- Kentucky is not currently schedule to play any games inside Rupp Arena this season.

RUPP ARENA ALL-TIME RESULTS - 28-19 (.596)

1977 (0-1)

Feb. 14	Northern	83-89	Lost
---------	----------	-------	------

1979 (1-0)

Feb. 10	Detroit-Mercy	80-61	Won
---------	---------------	-------	-----

1979-80 (3-0)

Dec. 8	Carson-Newman	96-58	Won
Dec. 15	Indiana	102-52	Won
Jan. 12	Rutgers	97-78	Won

1980 (1-0)

Dec. 13	Carson-Newman	93-54	Won
---------	---------------	-------	-----

1981 (1-0)

Dec. 8	Indiana	83-68	Won
--------	---------	-------	-----

1984 (1-0)

Nov. 27	Ohio State	74-61	Won
---------	------------	-------	-----

1986 (0-1)

Jan. 8	Ole Miss	69-72	Lost
--------	----------	-------	------

1989-90 (1-1)

Dec. 4	Indiana	76-48	Won
Jan. 27	Ole Miss	64-71	Lost

1990 (1-0)

Dec. 15	Dayton	95-68	Won
---------	--------	-------	-----

1995 (1-0)

Jan. 4	Florida	63-55	Won
--------	---------	-------	-----

2002-03 (1-0)

Jan. 2	Marshall	75-42	Won
--------	----------	-------	-----

2003-04 (1-1)

Nov. 25	North Carolina	59-75	Lost
Dec. 3	Louisville	84-80 (OT)	Won

2004-05 (3-0)

Dec. 21	Nicholls State	106-51	Won
Dec. 30	Wake Forest	66-61	Won
Jan. 13	Georgia	71-63	Won

2005-06 (2-2)

Dec. 28	Louisville	55-64	Lost
Jan. 19	Auburn	57-71	Lost
Jan. 26	Tennessee	66-63	Won
Feb. 26	Alabama	80-60	Won

2006-07 (2-2)

Dec. 17	Ark-Pine Bluff	83-46	Won
Jan. 25	Mississippi State	75-83 (2OT)	Lost
Feb. 15	Georgia	72-82 (OT)	Lost
Feb. 18	Arkansas	87-60	Won

2007-08 (1-4)

Nov. 30	WKU	74-78 (OT)	Lost
Dec. 20	Louisville	65-80	Lost
Jan. 27	LSU	46-72	Lost
Feb. 7	Ole Miss	69-54	Won
March 2	South Carolina	57-65	Lost

2011-12 (1-0)

Dec. 8	Duke	72-65	Won
--------	------	-------	-----

2012-13 (1-0)

Dec. 7	DePaul	96-64	Won
--------	--------	-------	-----

2013-14 (0-1)

Dec. 22	Duke	61-69	Lost
---------	------	-------	------

2014-15 (1-0)

Nov. 17	Baylor	74-64	Won
---------	--------	-------	-----

2015-16 (2-0)

Dec. 10	Louisville	72-54	Won
Dec. 20	Duke	71-61	Won
Mar. 25	Washington	72-85	Lost*

2016-17 (0-1)

Dec. 11	Arizona State	73-71ot	Lost
---------	---------------	---------	------

2017-18 (0-3)

Dec. 31	Tennessee	63-49	Loss
Jan. 21	South Carolina	81-64	Loss
Feb. 4	LSU	72-70	Loss

2018-19 (2-0)

Nov. 15	Virginia	63-51	Win
Feb. 3	Florida	62-51	Win

2019-20 (1-1)

Dec. 11	Winthrop	91-36	Win
Dec. 15	Louisville	67-66	Loss

* Note: The Washington game in 2015-16 is not allowed to count towards UK's home record since it was an NCAA Regional.



RUPP ARENA RECORDS

TEAM

	Kentucky	Opponent
Points in a game	106 vs. Nicholls State - 12/21/04	89, Northern Kentucky - 2/14/77
Points in a half	60 (1st) vs. Nicholls State - 12/21/04	50, Washington - 3/25/16
Margin of victory	55 vs. Nicholls State - 12/21/04 55 vs. Winthrop - 12/11/19	26, LSU – 1/27/08
Field goals	43 vs. Carson-Newman - 12/13/80	33, Washington - 3/25/16
Field goal att.	79 twice, vs. DePaul - 12/7/12 and Carson-Newman - 12/13/80	79, Rutgers - 1/12/80
Field goal pct.	60.9 vs. Nicholls State - 12/21/04	60.4, South Carolina - 1/21/18
3-PT goals	13 vs. Winthrop - 12/11/19	11, Wake Forest - 12/30/04/Washington - 3/25/16
3-PT goals att.	23 vs. Winthrop - 12/11/19	32, Louisville - 12/3/03
3-PT goals pct.	69.2 vs. Marshall - 1/2/03	47.4, Alabama - 2/26/06
Free throws	31 vs. Rutgers - 1/12/80	24 (twice) Rutgers - 1/12/80, Georgia - 2/15/07
Free throw att.	47 vs. Rutgers - 1/12/80	35, Dayton - 12/15/90
Free throw pct.	95.8 vs. Wake Forest - 12/30/04	94.7, Georgia - 1/13/05
Rebounds	65 vs. Rutgers - 1/12/80	52, Dayton - 12/15/90
Turnovers	22, twice, last vs. Dayton - 12/15/90	39, Carson-Newman - 12/8/79
Blocked Shots	9 vs. Nicholls State - 12/21/04	13, Auburn - 1/19/06
Steals	21 vs. Carson-Newman - 12/13/80	13, Carson-Newman - 12/8/79 13, Indiana - 12/4/89
Personal Fouls	27 (twice) vs. Dayton - 12/15/90, Rutgers - 1/12/80	34, Rutgers - 1/12/80
Assists	20 vs. Ohio State - 11/27/84	23, South Carolina - 1/21/18

INDIVIDUAL

	Kentucky	Opponent
Points	32, Valerie Still vs. Rutgers - 1/12/80	32, Jennifer Gillom, Ole Miss - 1/8/86
Field goals	13, Valerie Still vs. Rutgers - 1/12/80	14, Talia Walton, Washington - 3/25/16
Field goal att.	27, Valerie Still vs. Rutgers - 1/12/80	25, Talia Walton, Washington - 3/25/16
3-PT goals	6, Jenny Pfeiffer vs. Alabama - 2/26/06	6, Cotella Bond-Young, Wake Forest - 12/30/04
3-PT goals att.	12, Jenny Pfeiffer vs. Alabama - 2/26/06	15, Sara Nord, Louisville - 12/3/03
Free throws	11, Taylor Murray vs. Florida - 2/3/19	10, Shawn Goff, Ole Miss – 2/7/08
Free throw att.	13, Taylor Murray vs. Florida - 2/3/19	15, Shawn Goff, Ole Miss – 2/7/08
Rebounds	25, Valerie Still vs. Rutgers - 1/12/80	17, Chantel Osahor, Washington - 3/25/16
Assists	11, Sandy Harding vs. Ohio State - 11/27/84	13, Tyasha Harris, South Carolina - 1/21/18
Blocked Shots	5, Sarah Elliott vs. Louisville – 12/20/07	7, Marita Payne, Auburn - 1/19/06
Steals	8, Malinka Salhi vs. Indiana - 12/4/89	6, Holly Warlick, Tennessee - 1/28/78



2019-20 GAME-BY-GAME RESULTS

Record:	Overall	Home	Away	Neutral	Attendance Summary	Games	Totals	Avg/Game
All Games	22-8	14-3	7-4	1-1	HOME	17	80853	4756
Conference	10-6	6-2	4-4	0-0	AWAY	11	39597	3600
Non-Conference	12-2	8-1	3-0	1-1	NEUTRAL	2	14993	7497
					TOTAL	30	135443	4515

DATE	OPPONENT	SCORE	ATTEND	HIGH POINTS	HIGH REBOUNDS
11/05/2019	Mount St. Mary's	W 67-44	3575	(14) HOWARD, Rhyne	(11) HOWARD, Rhyne
11/10/2019	at Middle Tenn.	W 67-52	3809	(16) PASCHAL, Amanda	(7) ANYAGALIGBO, Ogechi
11/13/2019	Stetson	W 67-48	3573	(24) HOWARD, Rhyne	(10) MCKINNEY, KeKe (10) WYATT, Tatyana
11/16/2019	at Virginia	W 50-47	2507	(17) HAINES, Sabrina	(11) HOWARD, Rhyne
11/21/2019	Morehead St.	W 79-54	3932	(24) HOWARD, Rhyne	(8) WYATT, Tatyana
11/26/2019	Grambling	W 81-35	3710	(27) HOWARD, Rhyne	(6) MCKINNEY, KeKe
12/01/2019	Austin Peay	W 81-52	3902	(14) HOWARD, Rhyne	(9) HAINES, Sabrina (9) PASCHAL, Amanda
12/04/2019	Charlotte	W 86-39	4646	(29) HOWARD, Rhyne	(7) HOWARD, Rhyne
12/08/2019	Samford	W 79-49	3795	(30) HOWARD, Rhyne	(6) ROPER, Jaida (6) HOWARD, Rhyne
12/11/2019	Winthrop	W 91-36	3779	(30) ROPER, Jaida	(6) WYATT, Tatyana
12/15/2019	Louisville	L 66-67	11256	(26) HOWARD, Rhyne	(5) WYATT, Tatyana
12/21/2019	at California	W 63-61	1426	(29) HOWARD, Rhyne	(8) WYATT, Tatyana
01/02/2020	at South Carolina	L 72-99	12261	(28) HOWARD, Rhyne	(6) MCKINNEY, KeKe (6) HOWARD, Rhyne
01/05/2020	Tennessee	W 80-76	5516	(37) HOWARD, Rhyne	(9) HOWARD, Rhyne
01/09/2020	at Alabama	W 81-71	2322	(43) HOWARD, Rhyne	(6) HOWARD, Rhyne
01/12/2020	at Florida	W 65-45	1431	(22) HOWARD, Rhyne	(7) WYATT, Tatyana
01/16/2020	Texas A&M	W 76-54	3886	(24) HOWARD, Rhyne	(11) HOWARD, Rhyne
01/19/2020	at LSU	L 59-65	2537	(26) HOWARD, Rhyne	(12) HOWARD, Rhyne
01/27/2020	Auburn	W 68-61	3803	(17) HAINES, Sabrina	(8) MCKINNEY, KeKe
01/30/2020	at Missouri	W 62-47	3405	(18) PASCHAL, Amanda	(7) GREEN, Blair
02/02/2020	Florida	L 62-70	5087	(25) PATTERSON, Chasity	(8) PASCHAL, Amanda
02/06/2020	Alabama	W 66-62	3739	(14) HAINES, Sabrina	(6) HAINES, Sabrina (6) MCKINNEY, KeKe (6) ANYAGALIGBO, Ogechi
02/09/2020	at Arkansas	L 85-103	5638	(32) PATTERSON, Chasity	(4) MCKINNEY, KeKe (4) PATTERSON, Chasity (4) ANYAGALIGBO, Ogechi
02/16/2020	Mississippi St.	W 73-62	5317	(26) HOWARD, Rhyne	(10) HOWARD, Rhyne
02/20/2020	at Ole Miss	W 94-52	1180	(21) HOWARD, Rhyne	(7) HOWARD, Rhyne
02/23/2020	South Carolina	L 58-67	7174	(24) HOWARD, Rhyne	(11) HOWARD, Rhyne
02/27/2020	Georgia	W 88-77	4163	(25) HOWARD, Rhyne	(5) ROPER, Jaida
03/01/2020	at Vanderbilt	L 64-70	3081	(26) HOWARD, Rhyne	(7) MCKINNEY, KeKe
03/06/2020	vs Tennessee	W 86-65	5749	(24) HOWARD, Rhyne	(8) HOWARD, Rhyne
03/07/2020	vs Mississippi St.	L 59-77	9244	(26) HOWARD, Rhyne	(7) HOWARD, Rhyne

* = Conference game; @ = Rupp Arena - Lexington, Ky.; ! = 2018 Paradise Jam (St. Thomas, Virgin Island - UVI Sports & Fitness Center)

= SEC Tournament (Greenville, S.C. - Bon Secours Wellness Arena); \$ = NCAA Tournament First/Second Round (Raleigh, N.C. - Reynolds Coliseum)





2019-20 KENTUCKY SUPERLATIVES

Kentucky Game Highs

POINTS	94 at Ole Miss (02/20/20)
FIELD GOALS MADE	35 at Ole Miss (02/20/20)
FIELD GOAL ATTEMPTS	74 STETSON (11/13/19)
FIELD GOAL PERCENTAGE	.567 (34-60) AUSTIN PEAY (12/01/19)
3 PT FIELD GOALS MADE	16 at Alabama (01/09/20)
3 PT FG ATTEMPTS	32 MOREHEAD ST. (11/21/19)
3 PT FG PERCENTAGE	.565 (13-23) WINTHROP (12/11/19)
FREE THROWS MADE	25 at LSU (01/19/20)
FREE THROW ATTEMPTS	34 at LSU (01/19/20)
FREE THROW PERCENTAGE	.952 (20-21) GEORGIA (02/27/20)
REBOUNDS	44 MT. ST. MARY'S (11/05/19)
ASSISTS	23 at Ole Miss (02/20/20), SAMFORD (12/08/19)
STEALS	15 at Florida (01/12/20)
BLOCKED SHOTS	7 ALABAMA (02/06/20), at Middle Tenn. (11/10/19)
TURNOVERS	23 at Virginia (11/16/19)
FOULS	27 FLORIDA (02/02/20)

Kentucky Game Lows

POINTS	50 at Virginia (11/16/19)
FIELD GOALS MADE	14 at LSU (01/19/20)
FIELD GOAL ATTEMPTS	50 LOUISVILLE (12/15/19)
FIELD GOAL PERCENTAGE	.233 (14-60) at LSU (01/19/20)
3 PT FIELD GOALS MADE	3 FLORIDA (02/02/20)
3 PT FG ATTEMPTS	13 AUSTIN PEAY (12/01/19)
3 PT FG PERCENTAGE	.150 (3-20) FLORIDA (02/02/20)
FREE THROWS MADE	8 SAMFORD (12/08/19), at Mizzou (1/30/20)
FREE THROW ATTEMPTS	10 TEXAS A&M (01/16/20)
FREE THROW PERCENTAGE	.526 (10-19) MOREHEAD ST. (11/21/19)
REBOUNDS	17 LOUISVILLE (12/15/19)
ASSISTS	5 vs Mississippi St. (03/07/20)
STEALS	4 at Vanderbilt (03/01/20), vs Mississippi St. (03/07/20)
BLOCKED SHOTS	0 at Virginia (11/16/19)
TURNOVERS	6 MOREHEAD ST. (11/21/19), at Florida (01/12/20), ALABAMA (02/06/20)
FOULS	5 CHARLOTTE (12/04/19)

Opponent Game Highs

POINTS	103 at Arkansas (02/09/20)
FIELD GOALS MADE	36 at South Carolina (01/02/20)
FIELD GOAL ATTEMPTS	65 MISSISSIPPI ST. (02/16/20)
FIELD GOAL PERCENTAGE	.610 (36-59) at South Carolina (01/02/20)
3 PT FIELD GOALS MADE	14 at Arkansas (02/09/20)
3 PT FG ATTEMPTS	27 MT. ST. MARY'S (11/05/19)
3 PT FG PERCENTAGE	.875 (7-8) GEORGIA (02/27/20)
FREE THROWS MADE	26 at LSU (01/19/20), at South Carolina (01/02/20)
FREE THROW ATTEMPTS	38 at LSU (01/19/20)
FREE THROW PERCENTAGE	1.000 (4-4) LOUISVILLE (12/15/19)
REBOUNDS	45 FLORIDA (02/02/20)
ASSISTS	19 at Arkansas (02/09/20), at South Carolina (01/02/20)
STEALS	13 at Virginia (11/16/19)
BLOCKED SHOTS	12 TENNESSEE (01/05/20)
TURNOVERS	35 WINTHROP (12/11/19)
FOULS	24 at LSU (01/19/20)

Opponent Team Lows

POINTS	35 GRAMBLING (11/26/19)
FIELD GOALS MADE	13 at Virginia (11/16/19)
FIELD GOAL ATTEMPTS	40 at LSU (01/19/20)
FIELD GOAL PERCENTAGE	.278 (15-54) MT. ST. MARY'S (11/05/19)
3 PT FIELD GOALS MADE	0 GRAMBLING (11/26/19), SOUTH CAROLINA (02/23/20)
3 PT FG ATTEMPTS	2 at LSU (01/19/20)
3 PT FG PERCENTAGE	.000 (0-8) GRAMBLING (11/26/19), SOUTH CAROLINA (02/23/20)
FREE THROWS MADE	1 CHARLOTTE (12/04/19)
FREE THROW ATTEMPTS	4 CHARLOTTE (12/04/19), LOUISVILLE (12/15/19)
FREE THROW PERCENTAGE	.250 (1-4) CHARLOTTE (12/04/19)
REBOUNDS	26 GRAMBLING (11/26/19), SAMFORD (12/08/19), 26 at Ole Miss (02/20/20)
ASSISTS	4 at Middle Tenn. (11/10/19), at Virginia (11/16/19)
STEALS	1 SAMFORD (12/08/19), at Florida (01/12/20), ALABAMA (02/06/20)
BLOCKED SHOTS	0 AUSTIN PEAY (12/01/19)
TURNOVERS	12 SOUTH CAROLINA (02/23/20), vs Mississippi St. (03/07/20)
FOULS	11 vs Tennessee (03/06/20)

Kentucky Individual Highs

Points	43 Howard, Rhyne at Alabama (01/09/20)
37	Howard, Rhyne vs Tennessee (01/05/20)
32	Patterson, Chasity at Arkansas (02/09/20)
30	Roper, Jaida vs Winthrop (12/11/19)
30	Howard, Rhyne vs Samford (12/08/19)
Field Goals Made	14 Howard, Rhyne at Alabama (01/09/20)
Field Goal Att.	27 Howard, Rhyne vs Tennessee (01/05/20)
FG Pct (min 5 made)	1.000 (6-6) McKinney, KeKe vs Auburn (01/27/20)
3-Point FG Made	7 Howard, Rhyne at Alabama (01/09/20)
	7 Howard, Rhyne vs Tennessee (01/05/20)
3-Point FG Att.	14 Howard, Rhyne at LSU (01/19/20)
3-Pt FG Pct (min 4 made)	1.000 (4-4) Howard, Rhyne vs Winthrop (12/11/19)
Free Throws Made	12 Howard, Rhyne vs South Carolina (02/23/20)
Free Throw Att.	14 Howard, Rhyne vs South Carolina (02/23/20)
FT Pct (min 5 made)	1.000 (11-11) Roper, Jaida vs Georgia (02/27/20)
	1.000 (6-6) Howard, Rhyne at Florida (01/12/20)
	1.000 (5-5) Howard, Rhyne vs Georgia (02/27/20)
	1.000 (5-5) Patterson, Chasity at Arkansas (02/09/20)
	1.000 (5-5) Howard, Rhyne at California (12/21/19)
Rebounds	12 Howard, Rhyne at LSU (01/19/20)
Assists	8 Paschal, Amanda vs Morehead St. (11/21/19)
	8 Roper, Jaida vs Stetson (11/13/19)
Steals	5 Howard, Rhyne at Ole Miss (02/20/20)
	5 Howard, Rhyne at LSU (01/19/20)
	5 Howard, Rhyne at Alabama (01/09/20)
	5 Howard, Rhyne vs Mt. St. Mary's (11/05/19)
Blocked Shots	5 McKinney, KeKe vs Alabama (02/06/20)
	4 McKinney, KeKe at Arkansas (02/09/20)
	4 McKinney, KeKe vs Grambling (11/26/19)
	4 McKinney, KeKe vs Morehead St. (11/21/19)
	4 McKinney, KeKe at Middle Tenn. (11/10/19)
Minutes	40 Howard, Rhyne vs Mississippi St. (03/07/20)



DEPARTED SENIORS

#21 OGECHI ANYAGALIGBO

Came to UK after winning America East Conference Rookie of the Year honors at Stony Brook in 2016 ... Sat out the 2016-17 season due to NCAA transfer rules ... Graduated in May 2019 ... Played in 87 career games with 42 career starts, including 55 games at UK with 11 starts with the Wildcats ... Career totals included 49.9 percent from the field, 5.6 points and 5.4 rebounds per game ... Career totals at UK were 42.0 % from the field, 3.0 points per game and 3.2 rebounds per game ... SEC Academic Honor Roll (2017, 2019)

2019-20 (Redshirt Senior)

Strong final season in Blue and White, averaging 3.6 points and 3. rebounds per game ... Hit 46.7 percent from the field during the season with 20 steals and seven blocks ... Collected 10 points on 5-of-7 shooting at Middle Tennessee, adding seven rebounds... Made her second career start at UK, scoring 10 points and grabbing eight boards against Austin Peay ... Scored 10 points vs. Georgia on 5-of-8 shooting, adding four rebounds and one steal ... Started the final nine games of the year and performed well scoring in each game and grabbing four or more rebounds in six of those games.

2018-19 (Redshirt Junior)

Played in 28 games with one start in her first career action for Kentucky after missing the past two seasons due to injury and NCAA transfer rules ... Averaged 2.5 points and 3.0 rebounds per game ... Had three or more rebounds in 14 games and scored five or more points in six games ... Played big minutes down the stretch at Tennessee, recorded a season-high 13 points on 6-of-7 shooting, added three rebounds and a steal ... Provided a solid 25 minutes at LSU, led UK with six rebounds, posted five points and an assist ... Played 22 minutes vs. USF in the first game of the Paradise Jam, scoring six points on 3-of-3 shooting with three rebounds but got injured late in the game and did not play in the next four games ... Posted a career-high 10 rebounds against Murray State.

2017-18 (Junior)

Played six minutes going 2-for-2 from the field with one rebound in the team's lone exhibition game vs. Southern Indiana before sustaining a season-ending knee injury.

2016-17 (Sophomore)

Practiced with the team, but sat out from game action due to NCAA transfer rules.

at Stony Brook

Was the 2015-16 America East Conference Rookie of the Year after averaging 10.1 points and 9.0 rebounds per game ... Played in all 32 games during her freshman season at Stony Brook, finishing first on the team in rebounds and blocks, and second on the team in scoring and steals ... Led the AEC in rebounds and was named the AEC Rookie of the Week nine times during the season, just one honor short of the conference record ... Averaged 9.0 rebounds per game, 1.3 blocks per game and hit .556 from the field – all which ranked top 10 in Stony Brook's single-season rankings ... Finished the season by scoring in double figures 16 times, including nine double-doubles ... Best performances came against LIU Brooklyn, where she scored a career-high 23 points, before an impressive 19-rebound performance against Wagner, which was the best rebounding performance by a Stony Brook player since 2005-06.

Ogechi Anyagaligbo Career Stats

Year	GP-GS	MIN	FG-FGA	PCT	3FG-FGA	PCT	FT-FTA	PCT	OFF-DEF	TOT-AVG	PF-FO	A	TO	BLK	ST	PTS-AVG
^2015-16	32-31	916-28.6	135-243	.556	0-0	.000	54-89	.607	75-214	289-9.0	81-2	23	81	41	26	324-10.1
2016-17										DNP - Transfer						
2017-18										DNP - Injury						
2018-19	28-1	365-13.0	32-86	.372	0-0	.000	6-18	.333	33-50	83-3.0	45-0	9	23	7	11	70-2.5
2019-20	27-10	393-14.6	42-90	.467	0-0	.000	12-28	.429	33-61	94-3.5	48-0	10	25	7	20	96-3.6
TOTAL	87-42	1674-19.2	209-419	.499	0-0	.000	72-135	.533	141-325	466-5.4	174-2	42	129	55	57	490-5.6

Nae Nae Cole Career Stats

Year	GP-GS	MIN	FG-FGA	PCT	3FG-FGA	PCT	FT-FTA	PCT	OFF-DEF	TOT-AVG	PF-FO	A	TO	BLK	ST	PTS-AVG
*2015-16	18-0	134-7.4	14-36	.389	0-1	.000	4-14	.286	11-16	27-1.5	15-0	1	14	1	3	32-1.8
*2016-17	24-0	222-9.3	29-46	.630	0-0	.000	10-23	.435	11-19	30-1.3	21-1	1	18	9	2	68-2.8
*2017-18	19-0	74-3.9	4-11	.364	0-0	.000	1-6	.167	5-5	10-0.5	6-0	2	9	1	1	9-0.5
2018-19										DNP - Transfer						
2019-20	16-0	125-7.8	7-19	.368	0-0	.000	10-12	.833	5-7	12-0.8	25-0	0	12	2	3	24-1.5
Total	77-0	555-7.2	54-112	.482	0-1	.000	25-55	.455	32-47	79-1.0	67-1	4	53	13	9	133-1.7

^ denotes at Stony Brook; * denotes NC State

#44 NAE NAE COLE

Transferred after three years at NC State in May 2018 and spent the summer impressing the coaching staff with her work ethic ... Played in 77 career games at UK and NC State with 133 career points, 79 career rebounds, 13 career blocks and nine career steals ... Graduated in May 2019 ... SEC Academic Honor Roll (2019)

2019-20 (Redshirt Senior)

Played in 16 games during the year scoring 24 points with 12 rebounds, three steals and two blocks ... Scored four points at Virginia on 4-of-4 from the line... Played 22 minutes off the bench against Texas A&M, scored four points, added two rebounds, a steal and a block ... Her defense was key in the game vs. TAMU, limiting the much bigger Aggies' production in the paint ... Also had four points with two rebounds against South Carolina, going 4-of-4 from the free-throw line.

2018-19 (Redshirt Junior)

Practiced with the team but did not play due to NCAA transfer rules.

at NC State

Played in 61 career games for the Wolfpack from 2015 to 2018 averaging 7.0 minutes per game during her career ... As a freshman, she played in 18 games averaging 1.8 points and 1.5 rebounds per game ... Had her best year in 2016-17, playing in 24 games and averaging 2.8 points and 1.3 rebounds per game while hitting 63 percent from the field ... Her final year at NC State, she played in 19 games averaging 3.9 minutes.





DEPARTED SENIORS

#1 SABRINA HAINES

Transferred to Kentucky from Arizona State in June of 2018 and sat out the 2018-19 season due to NCAA transfer rules ... Played in Rupp Arena in 2016-17 for the Sun Devils against the Wildcats, scoring nine points with four rebounds and two assists ... Played in 105 career games with 6 career starts, including 30 games and 30 starts for Kentucky ... Scored 785 career points and hit 108 career 3s for a career 3-point field-goal percentage of 37.2 ... Graduated in December 2019 ... SEC Academic Honor Roll (2019)

2019-20 (Redshirt Senior)

Was key for Kentucky during the year, averaging 9.7 points and 3.9 rebounds per game while hitting 56 3-pointers for 40.0 percent from long range ... Had 54 assists during the year with 41 steals ... Scored 10 or more points in 18 games with 15 or more in six games ... Made three or more 3s in 11 games ... Led UK in scoring three times, rebounding once, assists three times, steals six times and blocks twice ... In her Kentucky debut against Mount St. Mary's, scored seven points and added eight rebounds... Recorded a game-high and career-high four steals at Middle Tennessee, while leading the team in 3FGM with a game-high and career-high four 3-pointers for 12 points... Led Kentucky in scoring at Virginia with 17 points on 6-of-12 shooting, adding three rebounds and two assists... Scored 14 points against Morehead State, adding six rebounds and four steals... Scored 10 points and posted nine rebounds against Austin Peay, while dishing out three assists... Scored 16 points with five rebounds and two steals against Charlotte... Recorded 12 points against Samford, went 4-of-4 from the line, added four boards... Scored 12 points against Louisville, including hitting three 3s, and led Kentucky with four assists... Scored 11 points against Tennessee going 3-of-6 from long range, added four assists... Scored 11 points at Alabama and hit three 3s in the game... Scored 12 points at Florida with four rebounds... Scored 15 points against Texas A&M on 5-of-8 from the field and 3-of-5 from the arc, added five rebounds and three assists... Scored a team-high 17 points against Auburn, including hitting four 3s, added five rebounds... Led UK with 14 points against Alabama going 4-of-7 from the arc, adding six rebounds and four assists ... Shined at Ole Miss scoring 15 points, hitting three 3s with four rebounds... Haines scored 15 points on 5-of-11 FG and 3-of-9 3FG vs. Georgia, adding four assists... Scored 12 points vs. Tennessee in the SEC Tournament quarterfinals on 4-of-7 shooting, including two 3s, adding four assists.

2018-19 (Redshirt Junior)

Practiced with the team but did not play due to NCAA transfer rules.

at Arizona State

Played in 75 career games with 38 starts at Arizona State before her third season was cut short after only nine games due to injury ... Shined on and off the court in Tempe, earning Pac-12 All-Freshman honorable mention honors in 2016, while she was Pac-12 All-Academic honorable mention in 2017 and second-team in 2018 ... As a freshman in 2015-16, she played in every game and led the team in free-throw percentage and was second in 3-point field-goal percentage and fourth in 3-pointers ... Best performance as a rookie was a season-high 19 points – including 14 in the second half – on 5-of-7 shooting against Washington State ... Added six rebounds against the Cougars ... Scored in double figures against Hawaii, Columbia and Oregon during the year on her way to Pac-12 All-Freshman honors ... Blossomed as a sophomore, playing in every game with 32 starts leading the team in 3s and free-throw percentage while sitting second in assists and fourth in scoring and steals ... Scored in double figures nine times during the 2016-17 season, including a season-best 17 against Washington State ... Was a star in Arizona State's four postseason games in 2016-17, averaging 13.3 points per game on 40 percent shooting from the field, including 50 percent from long range ... In the Pac-12 Tournament, she scored 12 points against Utah and 14 against UCLA and continued that hot scoring in the NCAA Tournament with 15 points in the opener vs. Michigan State before 12 points and three 3s against eventual national champion South Carolina in the second round ... Prior to her injury in 2017-18, she played in all nine of ASU's games and had scored in double figures five times, including a career-high tying 19 points against Sacramento State ... At the time of her injury, she was averaging 10.2 points per game, which ranked second on the team and had been named to the ASU Classic All-Tournament Team after averaging 14.5 points, shooting 56 percent from the field in wins over Buffalo and UC Riverside.

#12 AMANDA PASCHAL

Experienced player that won a junior college national championship ... Missed her second year of junior college with an injury ... Played in 93 career games with 22 career starts scoring 416 career points with 228 career rebounds and 161 career assists ... Choose Kentucky over Wichita State ... Graduated in May of 2019 ... SEC Academic Honor Roll (2019)

2019-20 (Redshirt Senior)

Averaged 5.2 points and 3.0 rebounds during the year while finishing second on the team with 76 assists ... Also added 35 steals and hit 12 3-pointers ... Scored 10 or more points in four games and 15 or more in two games ... Had three or more assists in 13 games and two or more steals in 12 games ... Led UK in scoring twice, rebounding twice, assists nine times, steals four time and blocks twice ... Led Kentucky in points scored for the first time in her career with 16 points at Middle Tennessee, added three assists and two steals...Dished out a career-high eight assists against Morehead State... Recorded a team-high five assists against Austin Peay, leading UK in assists four times this season... Scored 13 points at South Carolina and led UK with three steals... Scored 10 points at Alabama with all 10 points coming in the second quarter, went 4-of-6 FG and 2-of-3 3FG ... Career night against Missouri with 18 points, five rebounds and three assists going 8-of-14 from the field and 1-of-2 from 3.

2018-19 (Redshirt Junior)

Played in all 33 of the team's games with six starts averaging 17.8 minutes per game ... Averaged 3.6 points and 2.3 rebounds per game with 45 assists and 26 steals ... Led UK in assists three times and rebounding twice ... Played 18 minutes vs. Southern, posting five points leading Kentucky with three steals ... Played 24 minutes in first game of Paradise Jam vs. USF with five points, three rebounds and career-high five assists, shot 12-of-13 from the line in the three-day span ... Played 20 minutes vs. WCU, scoring 11 points on 4-of-6 shooting, including 3-of-3 from the arc, a career-high 3-point makes ... Came out with a lot of energy vs. Florida, grabbed a career-high nine rebounds, scored six points on two 3s, logged a block, a steal and an assist ... Started vs. Princeton with six points, three rebounds and three assists in the NCAA Tournament.

2017-18 (Redshirt Sophomore)

Played in 30 of the team's 32 games with two starts ... Averaged 4.7 points per game, 2.1 rebounds per game and had 40 assists during the season ... Shot 44.5 percent from the field and 30.4 percent from long range during the year ... Score in double figures five times during the season ... Had three or more assists in four games and two or more steals in three games while leading UK in steals twice ... Made her first career start in the opening game of the SEC Tournament vs. Alabama with six points, three rebounds and two assists ... Provided important minutes on both ends of the court against Washington State, posting eight points with three assists and three rebounds ... Came in clutch off the bench in the win over Florida, adding 12 points, 10 of which were in the second half ... First player off the bench for the Wildcats vs. Ole Miss, adding six points, four assists ... Scored 11 points vs. Mississippi State in the quarterfinals of the SEC Tournament with two assists ... Really started to play good ball the last few weeks of the season with two or more assists in each of her last four games ... Also went 11-of-20 from the field during that stretch, including 3-of-4 from long range with 15 rebounds.

Junior College

Shined at Gulf Coast State College, where she helped the Commodores to the 2016 National Junior College Athletic Association National Championship, 2016 Panhandle Conference Championship and 2016 Florida College System Activities Association/NJCAA State Championship ... Started all 33 games her first season at GCSC, which went 32-1 overall to achieve one of the best winning percentages in school history ... Averaged 11.2 points per game as a freshman, hitting at a .469 clip from the field and .267 clip from beyond the arc ... Also averaged 3.9 rebounds per game and 2.5 assists per game ... Scored in double-digits 20 times during the season, including a season-best 19 points in three games ... Shined down the stretch for GCSC, scoring in double-digits in five of the team's seven postseason games, adding six or more assists in two games ... Season best in assists came against Pensacola State with seven, while she had a season-best 10 rebounds against Tallahassee ... Injured her knee and missed her sophomore season at GCSC, which also won the 2017 NJCAA National Championship.

Sabrina Haines Career Stats

Year	GP-GS	MIN	FG-FGA	PCT	3FG-FGA	PCT	FT-FTA	PCT	OFF-DEF	TOT-AVG	PF-FO	A	TO	BLK	ST	PTS-AVG
^2015-16	33-0	574-17.4	60-144	.416	15-47	.319	39-45	.867	25-47	72-2.2	53-0	27	24	4	23	174-5.2
^2016-17	33-32	896-27.2	70-195	.359	29-75	.387	58-67	.866	18-66	84-2.5	73	79	55	1	32	227-6.9
^2017-18	9-6	220-24.4	29-72	.403	8-28	.286	26-30	.867	9-25	34-3.8	20-1	8	17	0	11	92-10.2
2018-19																
2019-20	30-30	813-27.1	92-232	.397	56-140	.400	52-72	.722	37-81	118-3.9	65-1	54	33	3	41	292-9.7
TOTAL	105-68	2503-23.8	251-643	.390	108-290	.372	175-214	.818	89-219	308-2.9	211-3	168	129	8	107	785-7.5

Amanda Paschal Career Stats

Year	GP-GS	MIN	FG-FGA	PCT	3FG-FGA	PCT	FT-FTA	PCT	OFF-DEF	TOT-AVG	PF-FO	A	TO	BLK	ST	PTS-AVG
2017-18	30-2	501-16.7	53-119	.445	7-23	.304	27-43	.628	29-34	63-2.1	20-0	40	23	0	11	140-4.7
2018-19	33-6	589-17.8	37-123	.301	7-24	.292	38-49	.776	30-45	75-2.3	36-0	45	39	2	26	119-3.6
2019-20	30-14	763-25.4	56-154	.364	12-35	.343	33-45	.733	24-66	90-3.0	55-0	76	39	4	35	157-5.2
TOTAL	93-22	1853-19.9	146-396	.369	26-82	.317	98-137	.715	83-145	228-2.5	111-0	161	101	6	72	416-4.5

^ denotes at Arizona State



DEPARTED SENIORS

#32 JAIDA ROPER

A fan favorite that was a vocal leader on the team from day one ... Played 125 career games with 25 career starts ... Averaged 5.5 points per game during her career while she had 275 career assists and 86 career steals ... SEC Academic Honor Roll (2017, 2018, 2019).

2019-20 (Senior)

Amazing senior season averaging 7.8 points per game while leading the Wildcats in assists with 102 ... Played in all 30 games and started 19 games hitting 19 3-pointers and going 71-for-91 from the free-throw line ... Score 10 or more points in 11 games with one 30-point performance ... Had three or more assists in 18 games and two or more steals in nine games ... Led UK in scoring once, assists 13 times and steals three times ... In season opener against Mount St. Mary's, scored 13 points going 3-of-3 from the field, 1-of-1 from the 3 and 6-of-8 from the line... Recorded a career-high eight assists against Stetson, including tying a career-high four steals... Scored 10 points against Grambling State, adding seven assists and three steals... Posted 10 points against Austin Peay, dishing out four assists... Led the team with seven assists against Samford... Led UK in points for the first time in her career against Winthrop, doubling her career high to score 30 points on 12-of-13 FG, including 3-of-4 3FG, which is the third-best FG percentage by a player in a single game in program history, added four assists and two steals... Scored 15 points against Florida, adding five rebounds... Scored 10 points against Alabama, with a team-best five assists and two steals... Recorded 14 points vs. Mississippi State on 7-of-8 from the line, adding five assists ... Six assists at Ole Miss, scoring 10 points and going 4-of-4 from the free-throw line... Roper scored 14 points vs. Georgia, going 11-of-11 from the stripe and one from long range, while also leading UK with five rebounds and adding five assists ... Finished the season hitting 26 straight free throws, which was the fourth longest streak in program history.

2018-19 (Junior)

Played in all 33 of the team's games with two starts averaging 20.8 minutes per game ... Averaged 6.8 points per game finishing second on the team with 77 assists ... Also added 27 steals and 1.9 rebounds per game ... Hit 39.7 percent from the field, 34.6 percent from long range and 83.1 percent from the free-throw line ... Scored 10 or more points in eight games with one 15+ point performance ... Had three or more assists in 11 games and two or steals in six games ... Led UK in assists nine times during the year ... Hit at least one three in 20 of her 33 games played and had at least one assist in 29 games ... Led Kentucky in assists with six in season opener vs. Alabama State, scoring eight points with four steals in 22 minutes ... Played 24 minutes vs. USF in first game of Paradise Jam, scoring 13 points on 5-of-9 shooting with two 3s ... In second game of Paradise Jam vs. UCLA she went 3-of-4 from long range for nine points ... Shined vs. Murray State scoring a career-high 15 points on 5-of-8 shooting and led UK with six assists ... Played an instrumental role in win at Tennessee, scoring 10 points, including a 3 in the final minute to stretch Kentucky's lead by five ... Scored eight of Kentucky's last nine points in the game and led Wildcats with three assists ... Made her second start of the season at LSU, adding a valuable statline with 10 points, three assists, two steals and a rebound ... Huge minutes vs. Princeton in the NCAA Tournament playing 30 minutes with seven points, one 3, three rebounds, five assists and two steals.

2017-18 (Sophomore)

Played in 30 games with two starts ... Averaged 17.9 minutes per game ... Posted 4.9 points per game and finished second on the team with 57 assists during the year ... Hit 36.6 percent from long range ... Scored 10 or more points in six games ... Led Kentucky in rebounding once with a career-high six rebounds at Florida ... Paced the Wildcats in assists seven times and in steals four times ... Set career highs during the season in points scored, field-goals made, free-throws made, 3-pointers made, offensive rebounds, defensive rebounds, total rebounds, assists, blocks, steals and minutes ... Started the season by setting

back-to-back-to-back career-high scoring performances with nine points against Sacramento State and 10 points vs. Gardner-Webb before 14 at Montana ... Added five rebounds and three assists against Montana ... Dished out five assists against Marshall with five rebounds ... Had back-to-back games with six assists against Tennessee Tech and Evansville adding 10 points against the Aces with two rebounds ... Had two or more assists in 18 games ... Played a career-high 32 minutes vs. Georgia with eight points.

2016-17 (Freshman)

Played in 32 of the team's 33 games with two starts ... Averaged 12.0 minutes per game, 2.6 points per game and 1.2 assists per game with 12 steals ... First career start came against Radford when she played a season-best 25 minutes, scoring two points with four assists ... Also started against Washington State ... Showed her ability as an interior passer with three or more assists in five games, while leading Kentucky in assists three times ... Career-high eight points against Georgia, going 2-for-3 from long range with one assist ... Followed that performance with six points against Arkansas, hitting two 3s ... Scored seven points four times, including seven points and five assists against Ole Miss and seven points and four assists against Georgia ... Had a season-best six assists against New Hampshire.

Jaída Roper Career Stats

Year	GP-GS	MIN	FG-FGA	PCT	3FG-FGA	PCT	FT-FTA	PCT	OFF-DEF	TOT-AVG	PF-FO	A	TO	BLK	ST	PTS-AVG
2016-17	32-2	385-12.0	28-88	.318	10-32	.313	17-21	.810	11-18	29-0.9	35-0	39	29	1	12	83-2.6
2017-18	30-2	538-17.9	49-135	.363	15-41	.366	33-50	.660	10-45	55-1.8	49-1	57	46	7	16	146-4.9
2018-19	33-2	685-20.8	69-174	.397	27-78	.346	59-71	.831	20-42	62-1.9	58-1	77	42	1	27	224-6.8
2019-20	30-19	758-25.3	72-181	.398	19-56	.339	71-91	.780	24-55	79-2.6	56-2	102	53	1	31	234-7.8
TOTAL	125-25	2366-18.9	218-578	.377	71-207	.343	180-233	.773	65-160	225-1.8	198-4	275	170	10	86	687-5.5





2019-20 BOX SCORES/GAME REVIEWS

EXH

KENTUCKY 80, SOUTHERN INDIANA 44 - FINAL

Oct. 30, 2019 • Lexington, Ky. (Memorial Coliseum)

Official Basketball Box Score - Final
Southern Indiana vs Kentucky
Game Totals - Final Statistics
 October 30, 2019 at Memorial Coliseum - Lexington, Ky.

Player	G	Pts	FG	3FG	FT	DR	TR	PF	A	TO	BL	STL	BLK	MIN	PTS
TOTALS	44	14-55	4-13	12-20	14	18	32	18	20	0	4	200			

Shooting By Period

Period	FG	3FG	FT	PTS
1st Qtr	3-10	1-5	1-2	10
2nd Qtr	3-18	1-4	1-2	11
3rd Qtr	3-11	1-3	1-2	11
4th Qtr	3-14	1-1	1-1	12
2nd Half	13-56	4-13	4-7	44
Game	14-55	4-13	10-28	60.0%

Technical Fouls: NONE

Official Basketball Box Score - Final
Kentucky 80

No.	Player	G	Pts	FG	3FG	FT	DR	TR	PF	A	TO	BL	STL	BLK	MIN	PTS
TOTALS	80	30-61	10-28	16-16	14	28	42	20	19	16	9	6	200			

Shooting By Period

Period	FG	3FG	FT	PTS
1st Qtr	8-13	3-7	3-3	28
2nd Qtr	6-13	2-6	2-2	20
3rd Qtr	6-14	4-13	2-2	27
4th Qtr	9-14	1-1	1-1	25
2nd Half	21-44	10-28	6-8	100%
Game	30-61	10-28	16-16	62.5%

Technical Fouls: NONE

Notables: This was the second all-time meeting in an exhibition game between Kentucky and Southern Indiana. The Wildcats and Screaming Eagles also played in 2017 with the Wildcats earning a 87-56 win ... Kentucky used a 12-0 run over five minutes of play to end the first quarter on a 18-6 run and take a 22-10 lead into the first quarter break ... The Wildcats forced Southern Indiana into 20 turnovers and scored 35 points off those miscues.

2

KENTUCKY 67, MIDDLE TENNESSEE 55 - FINAL

Nov. 10, 2019 • Murfreesboro, Tenn. (Murphy Center)

Official Basketball Box Score - Final
Kentucky at Middle Tenn.
 11/10/19 Murphy Center - Murfreesboro, Tenn.
 2019-20 Women's Basketball

Player	G	Pts	FG	3FG	FT	DR	TR	PF	A	TO	BL	STL	BLK	MIN	PTS
TOTALS	67	25-64	10-28	16-16	14	28	42	20	19	16	9	6	200		

Shooting By Period

Period	FG	3FG	FT	PTS
1st Qtr	8-13	3-7	3-3	28
2nd Qtr	6-13	2-6	2-2	20
3rd Qtr	6-14	4-13	2-2	27
4th Qtr	9-14	1-1	1-1	25
2nd Half	21-44	10-28	6-8	100%
Game	30-61	10-28	16-16	62.5%

Technical Fouls: NONE

Notables: This was the 22nd all-time meeting between and Middle Tennessee in women's basketball with UK leading the all-time series in games played, 17-5 ... The Wildcats started the third quarter on a 13-0 run (15-0 counting the final two points of the second quarter), which was UK's biggest of the season and the second run of 10-0 or better this season ... Sabrina Haines hit four 3-pointers in the game tying a career high set back at Arizona State vs. Oregon.

1

KENTUCKY 67, MOUNT ST. MARY'S 44 - FINAL

Nov. 5, 2019 • Lexington, Ky. (Memorial Coliseum)

Official Basketball Box Score - Final
Mt. St. Mary's at Kentucky
 11/05/19 Memorial Coliseum - Lexington, Ky.
 2019-20 Women's Basketball

No.	Name	G	Pts	FG	3FG	FT	DR	TR	PF	A	TO	BL	STL	BLK	MIN	PTS
TOTALS	44	15-54	10-27	4-5	10	28	38	20	15	8	4	6	23			

Shooting By Period

Period	FG	3FG	FT	PTS
1st Qtr	3-8	1-4	1-2	9
2nd Qtr	4-11	2-5	2-2	14
3rd Qtr	5-12	1-3	1-2	13
4th Qtr	3-11	0-3	0-1	9
2nd Half	15-32	4-15	4-5	45.0%
Game	15-54	10-27	4-5	80.0%

Technical Fouls: NONE

Official Basketball Box Score - Final
Kentucky - 67

No.	Name	G	Pts	FG	3FG	FT	DR	TR	PF	A	TO	BL	STL	BLK	MIN	PTS
TOTALS	67	22-66	8-22	17-24	18	28	44	15	20	11	11	4	23			

Shooting By Period

Period	FG	3FG	FT	PTS
1st Qtr	7-20	3-10	3-3	26
2nd Qtr	5-13	2-6	2-2	19
3rd Qtr	6-14	3-8	2-2	22
4th Qtr	4-11	0-3	1-1	12
2nd Half	22-66	8-22	17-24	62.5%
Game	22-66	8-22	17-24	62.5%

Technical Fouls: NONE

Biggest Lead: 1 (1st 2:04) 29 (4th 2:54)
 Best Scoring Run: 10 (1st 2:04) 11 (4th 2:54)
 Lead Changes: 2
 Times Tied: 1
 Time with Lead: 01:14 1:36:38



Notables: After Mount St. Mary's tied the game 18-18 midway through the second quarter, UK went on a 9-0 run to open up the lead before Mount St. Mary's hit a 3-pointer at the buzzer to end the quarter with UK up 27-21 ... Kentucky's 27 points in the first half was its fewest in the first half against a non-conference team since it had 21 against Virginia last season inside Rupp Arena ... UK finished with 29 points off turnovers, 20 paint points and 30 bench points.

3

KENTUCKY 67, STETSON 48 - FINAL

Nov. 13, 2019 • Lexington, Ky. (Memorial Coliseum)

Official Basketball Box Score - Final
Stetson at Kentucky
 11/13/19 Memorial Coliseum - Lexington, Ky.
 2019-20 Women's Basketball

No.	Name	G	Pts	FG	3FG	FT	DR	TR	PF	A	TO	BL	STL	BLK	MIN	PTS
TOTALS	48	19-52	4-17	16-19	11	19	22	11	20	21	2	4	10			

Shooting By Period

Period	FG	3FG	FT	PTS
1st Qtr	5-14	2-7	1-2	16
2nd Qtr	4-11	1-5	2-2	13
3rd Qtr	6-14	2-8	2-2	18
4th Qtr	4-10	0-2	1-1	11
2nd Half	19-52	4-17	16-19	45.0%
Game	19-52	4-17	16-19	45.0%

Technical Fouls: NONE

Official Basketball Box Score - Final
Kentucky - 67

No.	Name	G	Pts	FG	3FG	FT	DR	TR	PF	A	TO	BL	STL	BLK	MIN	PTS
TOTALS	67	26-74	11-28	19-22	11	19	22	11	20	21	2	4	10			

Shooting By Period

Period	FG	3FG	FT	PTS
1st Qtr	7-20	3-10	3-3	26
2nd Qtr	5-13	2-6	2-2	19
3rd Qtr	6-14	3-8	2-2	22
4th Qtr	4-11	0-3	1-1	12
2nd Half	22-66	8-22	17-24	62.5%
Game	22-66	8-22	17-24	62.5%

Technical Fouls: NONE

Biggest Lead: 11 (1st 0:50) 20 (4th 1:17)
 Best Scoring Run: 15 (3rd 3:56) 11 (3rd 7:14)
 Lead Changes: 0
 Times Tied: 0
 Time with Lead: 00:00 39:41



Notables: The Wildcats scored the first eight points of the game - including the first seven from Rhyne Howard ... Kentucky has scored exactly 67 points in each of its first three games this season ... UK had two players grab 10 or more rebounds tonight - McKinney with 10 and Wyatt with 10 - marking the first time UK has had two players record double-digit rebounds since Evelyn Akhtar and Taylor Murray accomplished the feat at LSU in January 2017.

8

KENTUCKY 86, CHARLOTTE 36 - FINAL

Dec. 4, 2019 • Lexington, Ky. (Memorial Coliseum)



Official Basketball Box Score - Final
Charlotte at Kentucky
12/04/19 Memorial Coliseum, Lexington
2019-20 Women's Basketball

Box score table for Charlotte vs Kentucky, Dec 4, 2019. Includes player stats for Charlotte (e.g., Dara Pearson, Christiana Hette) and Kentucky (e.g., Kelle McKinney, Talyana Wyatt).

Technical Fouls-NONE, Shooting By Period, and Summary statistics for Charlotte vs Kentucky.

Summary statistics table including Biggest lead, Best Scoring Run, Lead Changes, Times Tied, and Time with Lead.



Notables: Kentucky ended the first quarter with a 29-9 lead, marking the most points it has scored in the first quarter of a game this season and the second most scored in any quarter this season ... UK has scored 80 or more points in three straight games for the first time since the 2015-16 squad accomplished the feat five straight times in late November and early December of 2015.

10

KENTUCKY 91, WINTHROP 36 - FINAL

Dec. 11, 2019 • Lexington, Ky. (Rupp Arena)



Official Basketball Box Score - Final
Winthrop at Kentucky
12/11/19 Rupp Arena, Lexington
2019-20 Women's Basketball

Box score table for Winthrop vs Kentucky, Dec 11, 2019. Includes player stats for Winthrop (e.g., Keri Nwabuisi, Malesiah Langstaff) and Kentucky (e.g., Kelle McKinney, Talyana Wyatt).

Technical Fouls-NONE, Shooting By Period, and Summary statistics for Winthrop vs Kentucky.

Summary statistics table including Biggest lead, Best Scoring Run, Lead Changes, Times Tied, and Time with Lead.



Notables: UK scored 32 points in the first quarter which was UK's most in any quarter this season ... Jaida Roper scored a career high and game-best 30 points in the game ... She finished 12-of-13 from the field, which is the third best field-goal percentage by a player in a single game in program history ... Kentucky scored a season high 91 points in the game, while its 55-point margin was its largest of the season.

9

KENTUCKY 79, SAMFORD 49 - FINAL

Dec. 8, 2019 • Lexington, Ky. (Memorial Coliseum)



Official Basketball Box Score - Final
Samford at Kentucky
12/08/19 Memorial Coliseum, Lexington
2019-20 Women's Basketball

Box score table for Samford vs Kentucky, Dec 8, 2019. Includes player stats for Samford (e.g., Natalie Armstrong, Shaunta Battle) and Kentucky (e.g., Kelle McKinney, Talyana Wyatt).

Technical Fouls-NONE, Shooting By Period, and Summary statistics for Samford vs Kentucky.

Summary statistics table including Biggest lead, Best Scoring Run, Lead Changes, Times Tied, and Time with Lead.



Notables: It was a game of runs in the first quarter. Kentucky started with a 9-0 run hitting three straight 3s to start the game (two by Howard and one by Haines) but Samford followed with a 12-2 run to a 12-11 lead. UK ended the quarter on a 11-2 run to take a 22-14 lead after the first stanza ... UK recorded a season-best 23 assists in the game and had recorded 20 or more assists in two of its last three games.

11

KENTUCKY 66, LOUISVILLE 67 - FINAL

Dec. 15, 2018 • Lexington, Ky. (Rupp Arena)



Official Basketball Box Score - Final
Louisville at Kentucky
12/15/18 Rupp Arena, Lexington
2018-19 Women's Basketball

Box score table for Louisville vs Kentucky, Dec 15, 2018. Includes player stats for Louisville (e.g., Kelle McKinney, Talyana Wyatt) and Kentucky (e.g., Kelle McKinney, Talyana Wyatt).

Technical Fouls-NONE, Shooting By Period, and Summary statistics for Louisville vs Kentucky.

Summary statistics table including Biggest lead, Best Scoring Run, Lead Changes, Times Tied, and Time with Lead.



Notables: UK took its biggest lead of the game at 55-45 with 3:14 to go in the third quarter, but UofL responded by ending the quarter on a 13-0 run ... UofL's 13 straight points was the most consecutive opponent points UK has allowed this season ... The run continued in the fourth quarter to 17-2 giving UofL a 62-57 lead with 5:21 to go in the game ... Louisville had 67 points in the game, which is the most points UK has allowed an opponent this season.



16

KENTUCKY 65, FLORIDA 45 - FINAL

Jan. 12, 2020 • Gainesville, Fla. (O'Connell Center)



Official Basketball Box Score - Final
Kentucky at Florida
01/12/20 Enoch Hall Arena at Stephen C. O'Connell Center, Gainesville, FL 32602 Women's Basketball

Game Time: 5:00 PM
Game Duration: 1:50
Attendance: 1,431

Officials: Eric Brown, Eric Miller, Eric Koch

Table with columns: NO., Name, Min, FG, 3P, FT, Rebounds, Fouls, TP, AS, TO, ST, Blocks, +/-, Shooting By Period. Includes player stats for Kentucky and Florida, and team totals.

Table with columns: NO., Name, Min, FG, 3P, FT, Rebounds, Fouls, TP, AS, TO, ST, Blocks, +/-, Shooting By Period. Includes player stats for Kentucky and Florida, and team totals.

Summary table with columns: KEN, FLA, Points from Turnovers, Points from Second Chance, Times Tied, Time with Lead.



Notables: Two Wildcats scored 20+ points in the game marking the first time UK has accomplished that since Maci Morris and Rhynne Howard each had 20+ at Texas A&M on Jan. 27, 2019 ... UK scored 31 points off Florida turnovers, marking the 13th time this season UK has scored 20 or more points off opponent turnovers. UK has forced Florida into 25 turnovers, marking the 12th time UK has forced 20 or more turnovers.

18

KENTUCKY 59, LSU 65 - FINAL

Jan. 19, 2020 • Baton Rouge, La. (Maravich Center)



Official Basketball Box Score - Final
Kentucky at LSU
01/19/20 Maravich Assembly Center, Baton Rouge, LA 70803 Women's Basketball

Game Time: 7:00 PM
Game Duration: 2:10
Attendance: 2,327

Officials: Mark Zentz, Luis Gonzalez, Amy Brown

Table with columns: NO., Name, Min, FG, 3P, FT, Rebounds, Fouls, TP, AS, TO, ST, Blocks, +/-, Shooting By Period. Includes player stats for Kentucky and LSU, and team totals.

Table with columns: NO., Name, Min, FG, 3P, FT, Rebounds, Fouls, TP, AS, TO, ST, Blocks, +/-, Shooting By Period. Includes player stats for Kentucky and LSU, and team totals.

Summary table with columns: UKY, LSU, Points from Turnovers, Points from Second Chance, Times Tied, Time with Lead.



Notables: UK scored just 16 points in the first half, its fewest since scoring 16 against LSU on March 3, 2012 in the SEC Tournament in Nashville, Tenn ... Kentucky went the final 8:39 in the third quarter without a field goal ... Kentucky went just 14-of-60 from the field in the game, which was its lowest percentage this season from the field ... UK hit a season high 25 free throws in the game.

17

KENTUCKY 76, TEXAS A&M 54 - FINAL

Jan. 16, 2020 • Lexington, Ky. (Memorial Coliseum)



Official Basketball Box Score - Final
Texas A&M at Kentucky
01/16/20 Memorial Coliseum, Lexington, KY 40506 Women's Basketball

Game Time: 11:20 PM
Game Duration: 1:45
Attendance: 3,885

Officials: Tom Hixon, Debra Rooks, Brian Cartier

Table with columns: NO., Name, Min, FG, 3P, FT, Rebounds, Fouls, TP, AS, TO, ST, Blocks, +/-, Shooting By Period. Includes player stats for Kentucky and Texas A&M, and team totals.

Table with columns: NO., Name, Min, FG, 3P, FT, Rebounds, Fouls, TP, AS, TO, ST, Blocks, +/-, Shooting By Period. Includes player stats for Kentucky and Texas A&M, and team totals.

Summary table with columns: TAM, UK, Points from Turnovers, Points from Second Chance, Times Tied, Time with Lead.



Notables: Thursday's win was UK's first over a top-12 ranked team since defeating No. 11 Texas A&M on Feb. 28, 2016 in College Station ... Kentucky hit 11 3-pointers in the game, marking the ninth time this season UK has hit 10 or more 3s in a game with UK sitting 8-1 in those games ... The Aggies entered the game averaging 43.6 rebounds per game with a +11.9 rebounding margin but the Wildcats out rebounded TAMU 33-29.

19

KENTUCKY 68, AUBURN 61 - FINAL

Jan. 27, 2020 • Lexington, Ky. (Memorial Coliseum)



Official Basketball Box Score - Final
Kentucky at Auburn
01/27/20 Memorial Coliseum, Lexington, KY 40506 Women's Basketball

Game Time: 12:00 AM
Game Duration: 1:56
Attendance: 3,880

Officials: Don Norman, Gina Cooney, Douglas Knight

Table with columns: NO., Name, Min, FG, 3P, FT, Rebounds, Fouls, TP, AS, TO, ST, Blocks, +/-, Shooting By Period. Includes player stats for Kentucky and Auburn, and team totals.

Table with columns: NO., Name, Min, FG, 3P, FT, Rebounds, Fouls, TP, AS, TO, ST, Blocks, +/-, Shooting By Period. Includes player stats for Kentucky and Auburn, and team totals.

Summary table with columns: AU, UK, Points from Turnovers, Points from Second Chance, Times Tied, Time with Lead.



Notables: The Wildcats had their biggest lead of the game at 42-22 with 3:02 to go in the second quarter but could not sustain that momentum as Auburn answered with a 29-9 run over the next 14 minutes of the game - spanning three quarters - to tie the game 51-51 with 8:40 to go ... The Wildcats only scored seven points in the third quarter, which tied its fewest points scored in a quarter this season.



20

KENTUCKY 62, MISSOURI 47 - FINAL Jan. 30, 2020 • Columbia, Mo. (Mizzou Arena)

Official Basketball Box Score -- Game Totals -- Final Statistics Kentucky vs Mizzou 1/30/20 6 pm CT at Columbia, Mo. (Mizzou Arena)

Kentucky 62 • 17-3, 6-2 SEC

Box score table for Kentucky vs Missouri game, including player names, minutes, and statistics.

Mizzou 47 • 5-16, 2-6 SEC

Box score table for Mizzou vs Kentucky game, including player names, minutes, and statistics.

Officials: Cameron Inouye, Frank Steratone, Eric Baker Technical Fouls: Kentucky-None, Mizzou-None Attendance: 3405

Summary statistics table with columns for Score by periods, Points, and In/Off 2nd Fast.

21

KENTUCKY 62, FLORIDA 70 - FINAL Feb. 2, 2020 • Lexington, Ky. (Memorial Coliseum)



Official Basketball Box Score - Final Florida at Kentucky 02/02/20 Memorial Coliseum, Lexington 2019-20 Women's Basketball

Kentucky - 62

Box score table for Kentucky vs Florida game, including player names, minutes, and statistics.

Summary statistics table for Kentucky vs Florida game, including Points from and Turnovers.

Additional summary statistics for Kentucky vs Florida game, including Biggest lead and Time with lead.

22

KENTUCKY 66, ALABAMA 62 - FINAL Feb. 6, 2020 • Lexington, Ky. (Memorial Coliseum)



Official Basketball Box Score - Final Alabama at Kentucky 02/06/20 Memorial Coliseum, Lexington 2019-20 Women's Basketball

Kentucky - 66

Box score table for Kentucky vs Alabama game, including player names, minutes, and statistics.

Summary statistics table for Kentucky vs Alabama game, including Points from and Turnovers.

23

KENTUCKY 85, ARKANSAS 103 - FINAL Feb. 9, 2020 • Fayetteville, Ark. (Bud Walton Arena)



Official Basketball Box Score - Final Kentucky at Arkansas 02/09/20 Bud Walton Arena, Fayetteville 2019-20 Women's Basketball

Kentucky - 85

Box score table for Kentucky vs Arkansas game, including player names, minutes, and statistics.

Summary statistics table for Kentucky vs Arkansas game, including Points from and Turnovers.

Notables: The Wildcats had 18 assists in the game, which was a season high for assists in an SEC game ... The Wildcats only committed six turnovers in the game, which tied a season-low ... UK had seven blocks in the game, which tied a season-high in blocks and was the most in an SEC game for UK this season ... Kentucky has now won nine straight games against Alabama ... Ogechi Anyagalibo scored first for UK for the first time this season.

Notables: Kentucky started the fourth quarter on a 5-0 run and put together a dominating performance in the quarter on both sides of the ball ... The Wildcats held the Tigers without a field from 9:14 in the first quarter to 6:31 in the second quarter, which is 12:43 without a field goal ... Senior guard Amanda Paschal scored a career high 18 points in the game with five rebounds and three assists ... This was the first time in her career that Blair Green has led UK in rebounds.





2019-20 GAME REVIEWS

24

KENTUCKY 73, MISSISSIPPI STATE 62 - FINAL
Feb. 16, 2020 • Lexington, Ky. (Memorial Coliseum)



Official Basketball Box Score - Final
Mississippi St. at Kentucky
02/20/20 Memorial Coliseum, Lexington
2019-20 Women's Basketball

Game Time: 10:00 PM
Game Duration: 2:07
Attendance: 5,317

Officials: Dennis Brooks, Douglas Knight, Brent Gardner

Box score table for Kentucky 73 vs Mississippi State 62, including player stats and team totals.

Technical Fouls: Coach 1, 2, 3, 4, 5, 6, 7, 8, 9, 10, 11, 12, 13, 14, 15, 16, 17, 18, 19, 20, 21, 22, 23, 24, 25, 26, 27, 28, 29, 30, 31, 32, 33, 34, 35, 36, 37, 38, 39, 40, 41, 42, 43, 44, 45, 46, 47, 48, 49, 50, 51, 52, 53, 54, 55, 56, 57, 58, 59, 60, 61, 62, 63, 64, 65, 66, 67, 68, 69, 70, 71, 72, 73, 74, 75, 76, 77, 78, 79, 80, 81, 82, 83, 84, 85, 86, 87, 88, 89, 90, 91, 92, 93, 94, 95, 96, 97, 98, 99, 100. Dead Ball Rebounds: 3, 1

Biggest lead, Best Scoring Run, Lead Changes, Times Tied, Time with Lead, Points from Turnovers, Second Chance, Fast Breaks, Bench.



Notables: Kentucky held Mississippi State to just nine first-quarter points which was a season-low in first-quarter points for the Bulldogs and tied the lowest they have scored in any quarter this season ... Howard surpassed 1,000 career points in the game becoming the second-fastest player in program history to reach 1,000 career points.

25

KENTUCKY 94, OLE MISS 52 - FINAL
Feb. 20, 2020 • Oxford, Miss. (Pavilion at Ole Miss)



Official Basketball Box Score - Final
Kentucky at Ole Miss
02/20/20 The Pavilion at Ole Miss, Oxford, Miss.
2019-20 Women's Basketball

Game Time: 7:00 PM
Game Duration: 2:07
Attendance: 1,100

Officials: Michael McCormick, Laura Moore, Riley Smith

Box score table for Kentucky 94 vs Ole Miss 52, including player stats and team totals.

Technical Fouls: Haines 2, 3, 4, 5, 6, 7, 8, 9, 10, 11, 12, 13, 14, 15, 16, 17, 18, 19, 20, 21, 22, 23, 24, 25, 26, 27, 28, 29, 30, 31, 32, 33, 34, 35, 36, 37, 38, 39, 40, 41, 42, 43, 44, 45, 46, 47, 48, 49, 50, 51, 52, 53, 54, 55, 56, 57, 58, 59, 60, 61, 62, 63, 64, 65, 66, 67, 68, 69, 70, 71, 72, 73, 74, 75, 76, 77, 78, 79, 80, 81, 82, 83, 84, 85, 86, 87, 88, 89, 90, 91, 92, 93, 94, 95, 96, 97, 98, 99, 100. Dead Ball Rebounds: 1, 0

Biggest lead, Best Scoring Run, Lead Changes, Times Tied, Time with Lead, Points from Turnovers, Second Chance, Fast Breaks, Bench.



Notables: Kentucky shot 50.7 percent from the field, the third time this season that the Wildcats have made at least half their shots and the first time against an SEC opponent ... Kentucky went 11 of 23 (.478) from the 3-point line in the game and has hit 10 or more 3s in 12 games this season ... Kentucky dominated the rebounding 40-26, leading to a 13-1 edge in second-chance points ... UK is 3-0 when five or more players score in double figure this season.

26

KENTUCKY 58, SOUTH CAROLINA 67 - FINAL
Feb. 23, 2020 • Lexington, Ky. (Memorial Coliseum)



Official Basketball Box Score - Final
South Carolina at Kentucky
02/23/20 Memorial Coliseum, Lexington
2019-20 Women's Basketball

Game Time: 02:00 PM
Game Duration: 1:59
Attendance: 7,174

Officials: Beverly Brooks, Brian Hall, Luis Garcia

Box score table for Kentucky 58 vs South Carolina 67, including player stats and team totals.

Technical Fouls: NONE. Dead Ball Rebounds: 2, 2

Biggest lead, Best Scoring Run, Lead Changes, Times Tied, Time with Lead, Points from Turnovers, Second Chance, Fast Breaks, Bench.



Notables: South Carolina's 67 points scored was its second-fewest points scored in a league game this season ... South Carolina did not hit a 3 in the game, which is the first time this season they have been held without a 3-pointer ... South Carolina led 40-30 at halftime. SC's 40 points were the second most UK has allowed in the first half time season with the previous high being 49 by South Carolina in Columbia.

27

KENTUCKY 88, GEORGIA 77 - FINAL
Feb. 27, 2020 • Lexington, Ky. (Memorial Coliseum)



Official Basketball Box Score - Final
Georgia at Kentucky
02/27/20 Memorial Coliseum, Lexington
2019-20 Women's Basketball

Game Time: 7:00 PM
Game Duration: 1:51
Attendance: 4,192

Officials: Cici Durbin, Julia Hutchinson, Jennifer Reese

Box score table for Kentucky 88 vs Georgia 77, including player stats and team totals.

Technical Fouls: NONE. Dead Ball Rebounds: 2, 0

Biggest lead, Best Scoring Run, Lead Changes, Times Tied, Time with Lead, Points from Turnovers, Second Chance, Fast Breaks, Bench.



Notables: This is the 10th time in Mitchell's tenure that the Wildcats have won 10 or more league games ... Jaida Roper was 11-of-11 from the line and has hit 22 straight from the line tying the eighth longest streak in program history ... Kentucky had 20 assists in the game and has 20 or more assists two of the last three games ... Kentucky scored 53 points in the first half, which was its most in the first half of a league game this season.

ALL-TIME LETTERWINNERS

-A-

Adams, Rita 2000-2003
 Akhator, Evelyn 2016-17
 Alcious, Natassia 2004-2007
 Alexander, Carolyn 1999-2000
 Ali, Bra'shey 2012
 Andrew, Audre 1983
 Anyagaligbo, Ogechi 2016-2020

-B-

Baker, Stephanie 1993-1995
 Baluyut, Arlene 1979
 Barber, Cathy 1980
 Barnes, Jaye 1998-1999
 Barnett, Sarah Beth 2011
 Beickman, Julie 1996
 Bett, Catina 2008-2009
 Bishop, Azia 2012-2015
 Bonets, Aisha 2001
 Bowman, Chanté 2005-2008
 Boyd, Patrice 1997-1998
 Boyd, Terry 1978
 Browning, Pam 1978

-C-

Camara, Batouly 2016
 Campbell, Kayla 1991-1994
 Cann, Makenzie 2016-2018
 Christman, Stephanie 1998-2000
 Chowning, Chelsea 2008
 Coe, Jaycee 2015
 Cole, Anna 2010
 Cole, Nae Nae 2018-2020
 Collins, Lisa 1981-1984
 Combs, Mitzi 1978
 Conwright, Maegan 2011-2013
 Croley, Bebe 1985-1988
 Cushenberry, Kristi 1989-1992
 Custard, Mary 1989

-D-

Daniel, Mia 1990-1993
 Davis, Tracye 1988-1991
 Denkins, Kim 1995-1998
 Donhoff, Maria 1978-1981
 Dowdell, Tammy 1990
 Drake, Samantha 2011-2014
 Dunlap, Victoria 2008-11

-E-

Eagan 1978
 Eberhart, Tedra 1991-1994
 Edelen, Brittany 2007-2009
 Edelman, Linda 1978-1980
 Edington, Lori 1980-1982
 Edwards, Dre'una 2019-Pres.
 Elbert, Lynne 1986-1987
 Elliott, Sarah 2005-2008
 Ellis, Lisa 1989-1990
 Ellis, Racquel 2003-2004
 Embry, Robyn 1997
 Epps, Makayla 2014-17
 Evans, Kastine 2011-2014
 Everette, Jenerrie 2001-2004

-F-

Fetter, Denise 1979
 Fogle, Tayna 1979-1982
 Foster-Sutton, Vanessa 1989-1990
 Franklin, Amani 2007-2010
 Freeman, Shannon 1987

-G-

Gamble, LaQwasha 2006
 Garland, Sharon 1980
 Goin, Jennifer 2003-2004
 Goss, Bria 2012-2015
 Goodin-Rogers, Kyvin 2014-2015
 Grassi, Kristen 2003-2004
 Gray, Rebecca 2009-2010
 Gray, Jennifer 1991-1994
Green, Blair 2018-Pres.
 Greenfield, Carmen 1996
 Grigsby, Geri 1978-1980

-H-

Haines, Sabrina 2018-2020
 Halsel, LaShae 2016-19
 Hardin, Jessica 2016-2018
 Harding, Sandy 1984-1987
 Harper, Linnae 2014-2015
 Harrell, Davitria 1987-1988
 Harrison, Dorie 2017-18
 Hawthorne, Dasieka 2001-2002
 Hay, Nikki 1997-1998
 Hedges, Patty Jo 1980-1983
 Helm, SeSe 2001-2004
 Henderson, Brittany 2010-2013
 Higginbotham, Stephanie 1994-1995
 Hobgood, Jamie 1989-1991
 Hoskins, Debbie 1988
Howard, Rhyne 2018-Pres.
 Hudgens, Laurie 1985-1986
 Humphrey, Jennifer 2003-2007
 Hurst 1978

-J-

Jackson, Erica 1999-2000
 Jackson, Jenn'e 2006-2009
 Jackson, Vonda 1995-1998
 Jakubcova, Ivana 2015-2016
 Jansen, Christina 1993-1996
 Jennings, Alexis 2015-2016
 Johnson, Jennifer 1990
 Jones, Shambrica 2001-2004
 Jordan, Christie 1991-1994

-K-

Keith, Rae 1999
 Killen, Karen 1991-1992
King, Emma 2019-Pres.
 Koach, Karri 1992-1995
 Kogoy, Beth 1981

-L-

Ladson, E'Lisa 2004
 Langelier, Melissa 2000
 Leonard, Pattresa 1990-1992
 Lewis, Lynnette 1981, 1983-1984
 Lokie, Kathy 1981-1982
 Love, Tiundra 1991
 Lukschu, Liz 1978-1981
 Lykins 1978

-M-

Mack, Debbie 1978-1979
 Mahoney, Samantha 2005-2008
 Manning, Shawn 1996-1997
 Martin, Donna 1981-1984
 Martinez, Natalie 1997-2000
 Mathies, A'dia 2010-2013
 McDole, LaTonya 1999-2002
 McIntyre, Stacy 1989-1992

McKinley, Becky 1993
McKinney, KeKe 2017-Pres.
 Meadows, Laura 1998-2000
 Mendeng, Alvine 2001-2002
 Merrill, Deasia 2019-20
 Miller, Debbie 1984-1987
 Miller, Kris 1987-1990
 Miller, Shelly 1985-1986
 Mills, Jocelyn 1990-1993
 Mitchell, Domonique 1996
 Mjoseph, Jeannie 1978
 Morris, Maci 2016-19
 Morrow, Carly 2008-11
 Mosley, Karen 1983-1986
 Mountain, Ruth 1989
 Murray, Taylor 2016-19

-N-

Naiser, Terri 1982-1983
 Nichols, Leslie 1983-1986

-O-

Oden, Debra 1978-1980
 O'Neill, Jennifer 2011-2015
 Ormerod, Carly 2006-2009
 Ousley, Beth 1988
 Owens, Shantia 1999-2000

-P-

Paschal, Amanda 2017-2020
Patterson, Chasity 2019-Pres.
 Patterson, Niecee 2002
 Payne, Danyelle 2002-2005
 Pennie, Michele 1985-1988
 Perry, Afton 2004, 2006
 Peterson, Latasha 1995
 Pfeiffer, Jenny 2003-2004, 2006-2007
 Phillips, Angela 2004-2005
 Pinkett, Bernisha 2011-2014
 Poffenberger, Paige 2016-19
 Potter, Rachel 2016
 Potts, Sara 2002-2005
 Proctor, Cathy 1990-1993

-R-

Reasor, Rebekah 1991-1992
 Reed, Stacey 1992-1995
 Riley, Crystal 2009-2012
 Rice, Alyssa 2015-2018
Roach, Kameron 2017-Pres.
 Roberts, Chrissy 1994-1995
 Roberts, Shaunda 1995-1997
 Roddy, Eleia 2005-2009
 Roper, Jaida 2016-2020
 Rose 1983
 Ross, Natasha 1998
 Runge, Jody 1981-1984

-S-

Salhi, Malinka 1989-1990
 Sarkalahti, Anne 1989-1990
 Schultz, Jenny 2002
 Seaton, Tanesha 1999-2000
 Shrum, Pam 1986-1989
 Sidney, Jelléah 2013-2015
 Simpson, Lyssa 1994
 Sizemore, Bonnie 1979
 Smith, Amber 2008-2012
 Snowden, Keyla 2009-2012
 Spence, Lora 1987-1989
 Stallworth, DeNesha 2012-2014

Stephens, Diane 1982-1985
 Stevens, Angel 1988-1989
 Stewart, Theresa 1989
 Still, Valerie 1980-1983
 Stoglin, Stephanie 2001-2002
 Stumbo, Stephanie 2003-06
 Swarens, Julie 1993-1995

-T-

Tarantini, Monique 1985-1988
 Tate, Keiko 2002-2005
 Taylor, Oreonna 2006
 Thompson, Janee 2013-2016
 Tillman, Tory 1996
 Timperman, Janet 1978-1979

-U-

Upton, Laura 1978

-V-

Vieth, Katie 1997-2000

-W-

Wait, Tiffany 1996-2000
 Walker, Samarie 2012-2014
 Wardford, Keeoma 1994-1995
 Warren, Melanie 1984-1987
 Watkins, Lydia 2007-2010
 Webb, Marcia 1996
 Whitaker, Jodie 1986-1989
 Wise, Lea 1980-1983
Wyatt, Tatyana 2017-Pres.

-Y-

Young, Kenya 1998-1999
 Young, Nikki 2000-2001

Note: Letterwinners begin during the 1977-78 season

MISS BASKETBALL & KENTUCKY WBB

Kentucky has been the home to 10 winners of Kentucky's Miss Basketball award. The award, given annually to the top high school basketball player in the state of Kentucky, has been awarded annually since 1976.

Kentucky Miss Basketball Winners at UK

- 1977 Geri Grigsby, McDowell (1978-80)
- 1980 Lisa Collins, Laurel County (1981-84)
- 1986 Kris Miller, Owensboro Catholic (1987-90)
- 1992 Becky Miller, Bullitt East (1993)
- 2005 Carly Ormerod, Sacred Heart (2006-2009)
- 2007 Rebecca Gray, Scott County (2009-2010)
- 2009 A'dia Mathies, Iroquois (2010-13)
- 2010 Sarah Beth Barnette, Lexington Christian Academy (2011)
- 2013 Makayla Epps, Marion County (2014-Present)
- 2015 Maci Morris, Bell County (Present)



WHERE ARE THE CATS FROM?

ALABAMA (5)

Florence

Karen Killen

Birmingham

Stephanie Stumbo, Jackie Sanders

Gadsden

Catina Bett

Madison

Alexis Jennings

ARKANSAS (1)

Hot Springs

Tiffany Wait

ARIZONA (1)

Phoenix

Sabrina Haines

CALIFORNIA (2)

Pasadena

Brittany Henderson

Richmond

DeNesha Stallworth

CONNECTICUT (1)

Salem

Kastine Evans

FLORIDA (5)

Clearwater

Michele Pennie

Ft. Walton Beach

Afton Perry

Miami

Ogechi Anyagaligbo

Winter Haven

Moe Gamble, Amber Smith

GEORGIA (9)

Atlanta

E'Lisa Ladson

Chickamauga

Vanessa Foster-Sutton

Columbus

Tatyana Wyatt

Conyers

Robyn Benton

Decatur

Tedra Eberhart, Amani Franklin

Hephzibah

Niecee Patterson

Jonesboro

Jaye Barnes

Lookout Mountain

Carly Morrow

Villa Rica

Deasia Merrill

ILLINOIS (7)

Altamont

Caroline Huelskoetter

Carmi

Jennifer Goin

Chicago

Stephanie Christman, Janee Thompson, Linnae Harper

East St. Louis

Rita Adams

Elmhurst

Laurie Hudgens

INDIANA (7)

Austin

Jodie Whitaker

Crown Point

Nancy Cowan

Indianapolis

Bria Goss

North Vernon

Jenny Pfeiffer

Peru

Arlene Baluyut

Portland

Shannon Freeman

Ramsey

Julie Swarens-Beickman

IOWA (2)

Panora

Cathy Proctor

Waukon

Jody Runge

KENTUCKY (80)

Alvaton

Laura Upton

Ashland

Terry Boyd, Nikki Young

Barbourville

Melissa Napier

Bardstown

Samantha Drake

Bedford

Audre Andrew

Berea

Chelsea Chowning

Bowling Green

Selia Helm, LaShae Halsel

Carlisle

Kim Denkins

Corbin

Lisa Collins

Covington

Lori Edgington, Katie Vieth

Cynthiana

Mary Custard

East McDowell

Geri Grigsby

Eminence

Chrissy Roberts

Florence

Julie Duerring

Georgetown

Stacy McIntyre, Rebecca Gray

Ghent

Pam Browning

Harlan

Blair Green

Hazard

Stephanie Baker, Carolyn Alexander

Henderson

Nikki Hay

Hopkinsville

Lydia Watkins

Jackson

Angel Stevens

Jamestown

Stephanie Higginbotham

Jenkins

Mitzi Combs

Lawrenceburg

Makenzie Cann

Lebanon

Makayla Epps, Kyvin Goodin-Rogers

Lexington

Debbie Mack, Tayna Fogle, Lea Wise, Donna Martin, Leslie Nichols, Belitta Croley, Lisa Ellis, Tracye Davis, Marcia Webb, Erica Jackson, Nastassia Alcius, Keyla Snowden, Sarah Beth Barnette

Liberty

Debbie Miller

London

Bonnie Sizemore, Sharon Garland, Stacey Reed

Louisville

Carly Ormerod, Janet Timperman, Maria Donhoff, Denise Fetter, Patty Jo Hedges, Diane Stephens, Terri

Naiser, Lynne Elbert, Christina Jansen, Latasha Peterson, Domanique Mitchell, A'dia Mathies, Erin Toller

Loyall

Lynnette Lewis

Madisonville

Jamie Hobgood

McKee

Sarah Elliott

Manchester

Vonda Jackson

McRoberts

Debra Oden

Mt. Washington

Sarah Rowe, Becky McKinley

Monticello

Pam Shrum, Jessica Hardin

Owensboro

Elisabeth Lukschu, Melanie Warren, Kris Miller

Pikeville

Rachel Potter

Pineville

Maci Morris

Radcliff

Jenn'e Jackson

Richmond

Robyn Embry

Russellville

Lora Spencer

Scottsville

Morgan Rich

Springfield

Brittany Edelen

Stanford

Emma King

LOUISIANA (1)

Metairie

Shawn Manning

MARYLAND (4)

Baltimore

Pattresa Leonard

Clarksville

Keiko Tate

Landover

Cathy Barber

Odenton

Taylor Murray

MICHIGAN (4)

Detroit

Chanté Bowman,



WHERE ARE THE CATS FROM?

Samantha Mahoney
Lansing
 Michelle Smith
Rochester Hills
 Sara Potts

MISSISSIPPI (2)
Gulfport
 Dasieka Hawthorne
Yazoo City
 Shambrica Jones

NEVADA (1)
Carson City
 Jennifer Gray
Las Vegas
 Dre'una Edwards

NEW JERSEY (5)
Camden
 Grace Odrick
Cherry Hill
 Valerie Still
Jersey City
 Lyssa Simpson
Newark
 Shantia Owens
Plainfield
 Bra'Shey Ali

NEW YORK (8)
Auburn
 Sandy Harding
Brooklyn
 Amanda Paschal
Bronx
 Jennifer O'Neill
New York
 Aisha Bonets, Batouly Camara
Queens
 Tanisha Seaton
Queens Village
 Jelleah Sidney
Rochester
 Oreonna Taylor

NEW MEXICO (1)
Albuquerque
 Natalie Martinez

OHIO (15)
Cincinnati
 Rae Keith, Racquel Ellis

Clayton
 Mary Jane White, Ruth Ann Mountain, Theresa Stewart

Columbus
 Jenerrie Everette, Eleia Roddy
Dayton
 LaTonya McDole, Alvine Mendeng

Toledo
 Karen Mosley, Shaunda Roberts, Azia Bishop

Medina
 Shelly Miller

Reynoldsburg
 Alyssa Rice

West Carrollton
 Samarie Walker

OKLAHOMA (2)
Oklahoma City
 Christe Jordan
Tulsa
 Stephanie Stoglin

OREGON (2)
Beaverton
 Keeoma Wardford
Lake Oswego
 Ali Lomax

PENNSYLVANIA (1)
Havertown
 Linda Edelman

SOUTH CAROLINA (2)
Blythewood
 Nyah Leveretter
Hopkins
 Kameron Roach
Greenville
 Kenya Young

TENNESSEE (19)
Brownsville
 Patrice Boyd
Chattanooga
 Jennifer Johnson, Tiundra Love, Jazmine Massengill, Treasure Hunt
Cleveland
 Rhyne Howard
Collinwood
 Mia Daniel

Gainesboro
 Jaycee Coe
Hendersonville
 Kristi Cushenberry
Kingsport
 Josh Mills
Knoxville
 Sade Buley, KeKe McKinney
Memphis
 Davitria Harrell, Jennifer Humphrey, Crystal Riley, Jaida Roper
Nashville
 Victoria Dunlap, Dorie Harrison
Oak Ridge
 Tammy Dowdell, Angela Phillips

TEXAS (3)
Arlington
 Maegan Conwright
Colleyville
 Kristen Grassi
Houston
 Chasity Patterson

VIRGINIA (3)
Chesapeake
 Kathy Lokie
Chilhowie
 Rebekah Reasor
Gainesville
 Nae Nae Cole

WASHINGTON (1)
Sammamish
 Kristin Connolly

WASHINGTON D.C. (2)
Washington, D.C.
 Danyelle Payne, Bernisha Pinkett

WEST VIRGINIA (5)
Beckley
 Natasha Ross
So. Charleston
 Beth Kogoy
Huntington
 Laura Meadows
Morgantown
 Paige Poffenberger
Westover
 Monique Tarantini

INTERNATIONAL CATS

BAHAMAS
Nassau
 Kayla Campbell

BELGIUM
Mons
 Malinka Salhi

CANADA
Brantford, Ontario
 Karri Koach
Montreal, Quebec
 Melissa Langelier

FINLAND
Helsinki
 Anne Sarkalahti

GERMANY
Zweibruecken
 Jeannine Mjoseeth

NIGERIA
Lagos
 Evelyn Akhator

SLOVAKIA
Bratislava
 Ivana Jakubcova

UNITED KINGDOM
Stafford
 Sally Loughton





CATS BY THE NUMBERS



#0
Halsel, LaShae
O'Neill, Jennifer



#00
Ormerod, Carly
Owens, Olivia



#1
Benton, Robyn
Camara, Batouly
Haines, Sabrina
Mathies, A'dia
Roddy, Eleia



#2
Chowning, Chelsea
Jakubcova, Ivana
Poffenberger, Paige
Sanders, Jackie



#3
Grigsby, Geri
McKinney, KeKe
Potts, Sara
Riley, Crystal
Rowe, Sarah
Sizemore, Bonnie
Spencer, Lora
Taylor, Oreonna
Thompson, Janee



#4
Adams, Rita
Elliott, Sarah
Martinez, Natalie
Morris, Maci
Reed, Stacey
Snowden, Keyla
Stephens, Diane



#5
Alexander, Carolyn
Green, Blair
Grigsby, Geri
Harding, Sandy
Hoskins, Debbie
Johnson, Jennifer
Morrow, Carly
Kyvin Goodin-Rogers
Schultz, Jenny
Stewart, Theresa



#10
Alcius, Natassia
Collins, Lisa
Cowan, Nancy
Edelman, Linda
Howard, Ryhne
Lomax, Ali
McIntyre, Stacy
Mendeng, Alvine
Pinkett, Bernisha



#11
Barnette, Sarah Beth
Everette, Jenerrie
Koach, Karri
Mahoney, Samantha
Malinka, Salhi
Merrill, Deasia
Nichols, Leslie
Potter, Rachel
Stallworth, DeNesha
Timperman, Janet
Wait, Tiffany



#12
Cushenberry, Kristi
Hunt, Treasure
Paschal, Amanda
Payne, Danyelle
Sidney, Jelléah
Simpson, Lyssa
Still, Valerie
Watkins, Lydia



#13
Akhator, Evelyn
Boyd, Terry
Connolly, Kristin
Ellis, Lisa
Fetter, Denise
Galloway, Cathy
Goss, Bria
Hedges, Patty Jo
Massengill, Jazmine



#14
Embry, Robyn
Hobgood, Jamie
Phillips, Angela
Sarkalahti, Anne
Tarantini, Monique
Wise, Lea
Wyatt, Tatyana



#15
Edelen, Brittany
Ellis, Racquel
Hardin, Jessica
Harper, Linnæ
Mack, Debbie
Mitchell, Domonique
Patterson, Chasity
Whitaker, Jodie
Young, Nikki



#20
Browning, Pam
Bowman, Chanté
Conwright, Maegan
Grassi, Kristen
Harrison, Dorie
Miller, Shelly
Poffenberger, Paige
Tollery, Erin



#21
Anyagaligbo, Ogechi
Davis, Tracye
Donhoff, Maria
Jackson, Jenn'e
Leveretter, Nyah
Lewis, Karen
McDole, LaTonya
Payne, Danyelle
Postell, Porsha



#22
Adams, Rita
Andrew, Audre
Cann, Makenzie
Barber, Cathy
Lokie, Kathy
Pennie, Michele
Stumbo, Stephanie
Wardford, Keeoma



#23
Combs, Mitzi
Custard, Mary
Galloway, Terri
Gamble, LaQweshia
Gray, Rebecca
Hawthorne, Dasieka
Hay, Nikki
Keith, Rae
Langelier, Melissa
Leonard, Pattresa
Roach, Kameron
Stumbo, Stephanie
Walker, Samarie



#24
Coe, Jaycee
Elbert, Lynne
Foster-Sutton,
Vanessa
Jackson, Erica
Love, Tiundra
Martin, Donna
Murray, Taylor
Smith, Amber



#25
Ali, Bra'Shey
Barry, Ceal
Epps, Makayla
Frankin, Amani
Goin, Jennifer
Roberts, Chrissy
Runge, Jody
Tillman, Tory
Vieth, Katie



#30
Barnes, Jaye
Cole, Anna
Combs, Mitzi
Daniel, Mia
Jones, Shambrica
Warren, Melaine



#31
Drake, Samantha
Eberhart, Tedra



#32
Bett, Catina
Edgington, Lori
Evans, Kastine
Humphrey, Jennifer
Miller, Kris
Reasor, Rebekah
Roberts, Shaunda
Roper, Jaida
Ross, Natasha



#33
Baluyut, Arlene
Campbell, Kayla
Christman, Stephanie
Deters, Ann
Greenfield, Carmen
Kidd, Lisa
Miller, Debbie
Naiser, Terri
Ousley, Beth
Patterson, Niecee
Pfeiffer, Jenny



#34
Baker, Stephanie
Dunlap, Victoria
Killen, Karen
King, Emma
Owens, Shantia
Perry, Afton
Shrum, Pam



#35
Bonets, Aisha
Boyd, Patrice
Grigsby, Geri
Jennings, Alexis
McKinley, Becky
Peterson, Latasha



#40
Harrell, Davitria
Henderson, Brittany
Jansen, Christina
Lewis, Lynnette
Tate, Keiko
Young, Kenya



#41
Ladson, E'Lisa
Runge, Jody
Webb, Marcia



#42
Hudgens, Laurie
Mills, Jocelyn
Seaton, Tanesha



#43
Jordan, Christie
Kogoy, Beth
Mjoseth, Jeannie



#44
Beickman, Julie
Cole, Nae Nae
Edwards, Dre'una
Freeman, Shannon
Meadows, Laura
Mosley, Karen
Swarens, Julie



#45
Manning, Shawn
Rice, Alyssa
Stoglin, Stephanie
Upton, Laura



#50
Bishop, Azia
Croley, Bebe
Garland, Sharon
Higginbotham,
Stephanie



#51
Baker, Stephanie
Jackson, Vonda
Oden, Debra



#52
Denkins, Kim
Dowell, Tammy
Gray, Jennifer



#53
Helm, SeSe
Lukschu, Liz
Manning, Shawn



#55
Fogle, Tanya
Proctor, Cathy
Stevens, Angel

Note: Some players wore multiple numbers over the course of their career, all numbers each individual wore are listed. Numbers begin 1978-present. The followings players' numbers were unavailable: Eagan (1978), Hurst (1978), Lykins (1978), Mountain (1989), and Rose (1983).



ALL-TIME KENTUCKY COACHES



SUE FEAMSTER • 1971-76 • 64-39 (62.1%)

Sue Feamster became UK's first head women's basketball coach of the modern era when the program regained its varsity status in 1974. Women's basketball had been a varsity sport at UK from 1903 until 1925, when the University senate passed a bill abolishing the sport for being "too strenuous" for females. Feamster began coaching the UK women in 1971-72, when the squad earned a 10-3 record, and remained head coach as the squad rolled up a 26-15 record over the next two seasons. After women's basketball became a varsity sport, Feamster helped the program to a fast start, passing along to incoming coach Debbie Yow a squad that included All-American Pam Browning, who still holds several spots in the UK record book, and standout Ceal Barry.



DEBBIE YOW • 1976-80 • 79-40 (66.4%)

In the last year of her four seasons at Kentucky, Debbie Yow's Wildcats stormed to a 24-5 record and earned the school's first trip to the national playoffs — then the Association of Intercollegiate Women's Athletics Tournament. It was clear then that both Yow and the UK women's program were primed for success. And just as the Cats continued to earn postseason berths, Yow's career remained on the fast track as well. Yow enjoyed a successful coaching stint at Florida and subsequent athletics administration positions at Florida and UNC-Greensboro. She then became Athletics Director at St. Louis, and from 1994-2010, was AD at Maryland. She served as president of the National Association of Collegiate Athletics Directors.



TERRY HALL • 1980-87 • 138-66 (67.6%)

Terry Hall held the laudable distinction of being the winningest coach in UK women's basketball history as well as owning the best winning percentage of any coach to guide the program. Hall coached the Cats to seven straight winning seasons, starting with a 25-6 record and a trip to the second round of the AIAW national tournament before falling by one point to Maryland to end the 1980-81 season. The NCAA welcomed women's basketball into its ranks the following year, and that historical season ended with the Cats falling to eventual national champion Louisiana Tech in the Midwest Regional finals on the Lady Techsters' home floor. After the Cats failed to make the NCAA tournament in 1986-87, Hall left coaching for the business sector. But three years later, she accepted the head coaching job at Wright State, where she coached for seven years before succumbing to cancer in 1997.



SHARON FANNING • 1987-95 • 134-97 (58%)

Sharon Fanning guided the Cats through eight seasons and despite a dubious beginning that saw her squad record back-to-back losing seasons, she never suffered another losing season. In just her third year, Fanning coached the Wildcats to an impressive 23-8 record while also edging them into the top 25. UK won three tournament titles in 1989-90, including an 85-76 come-from-behind victory over Toledo in the NWIT Championship. The following season, the Wildcats advanced to the NCAA Tournament, UK's first appearance in the Big Dance in five years. Prior to her stint at UK, Fanning was a graduate assistant at Tennessee and a head coach at UT-Chattanooga. Since leaving UK, she was the head coach at Mississippi State University before retiring following the 2011-12 season.



BERNADETTE MATTOX • 1995-2003 • 91-135 (40.2%)

Bernadette Mattox spent eight seasons at the helm of the Wildcats basketball program. She began her coaching career at her alma mater, Georgia, but became a household name in Kentucky and across the nation when she was hired by former Wildcats coach Rick Pitino as the first female Division I assistant "bench" coach for a men's team in 1990. She was promoted to assistant athletics director at Kentucky for one year before taking over the UK women's program in 1995. Her most notable season came in 1998-99, when she led the Cats to their first 20-plus win season and first appearance in the NCAA Tournament in nearly a decade. The Cats won their first NCAA Tournament game in 17 years, finished with a 21-11 overall record and captured seven wins in the SEC, the most conference wins in school history at the time. After leaving UK in 2003, Mattox served 10 seasons as an assistant coach for the WNBA's Connecticut Sun.



MICKIE DEMOSS • 2003-07 • 71-56 (55.9%)

Mickie DeMoss will best be remembered as the architect who took over a struggling program in 2003 and in just a short amount of time rebuilt UK women's basketball back into a national contender. During her tenure the Wildcats participated in postseason play three consecutive seasons (one NCAA Tournament and two WNIT) and captured back-to-back 20-win seasons (2005-06 and 2006-07) for the first time since the 1989-90 and 1990-91 teams accomplished the feat. DeMoss was named the 2006 SEC Coach of the Year, a UK first, after guiding the Wildcats to the NCAA Tournament for the first time in seven seasons. The Cats posted a 22-9 overall record in 2005-06, including a school-record nine conference wins and Kentucky made national headlines when it defeated No. 1 Tennessee in Rupp Arena. It was UK's first win over a top-ranked team in school history. DeMoss also drastically increased fan attendance, as UK ranked in the top three of the SEC and top 20 in the national average attendance poll all four of her seasons. UK went from averaging 1,694 fans prior to her arrival in 2003 to breaking the school record with 5,863 fans per game in her final season. Since leaving UK, DeMoss has served as an assistant coach at Texas, Tennessee, Louisiana Tech, LSU and for the WNBA's Indiana Fever. She was enshrined in the WBB Hall of Fame in 2018.



MATTHEW MITCHELL • 2007-20 • 303-133 (69.4%)

Matthew Mitchell's teams were known for using three "winning tools" for success: honesty, hard work and discipline. So it's no surprise that Mitchell retired in Nov. 2020 as the winningest head coach in program history. Mitchell became Kentucky's head coach on April 23, 2007, when he was hired by Barnhart. An imaginative salesman, Mitchell presented a vision of Kentucky as a powerhouse program and a warm and loving family. Year three (2009-10) was a pivotal season, as Mitchell was named SEC Coach of the Year for his remarkable job in turning around a team that went 16-16 overall, 5-9 in conference play a year prior, to an impressive 28-8 overall record in 2009-10. The Cats' 28 overall wins, including 11 in SEC play, represented a school record. UK finished second in the league despite being picked to finish 11th in the preseason polls. Mitchell's focus on the fundamentals and his "winning tools" helped the program reach new heights under his leadership. In his tenure in Lexington, UK advanced to the SEC Tournament semifinals or better nine times. In 2012, Mitchell led UK to the SEC regular season championship, its first in 30 years. Under Mitchell, the Cats finished top four in the SEC 11 times and charted seven 25-plus wins seasons. Mitchell was named the SEC Coach of the Year by league coaches in 2018-19 after guiding the Wildcats to a 25-8 season and a trip to the NCAA Tournament. Mitchell's retirement came after the head coach had offseason brain surgery which altered his future, choosing to step away from coaching.



KYRA ELZY • 2020-PRES. • FIRST SEASON

After Matthew Mitchell's abrupt retirement in Nov. 2020, UK AD Mitch Barnhart knew exactly where to turn, immediately naming associate head coach Kyra Elzy as the interim head coach. Elzy had been leading the Wildcats through the 2020 offseason as Mitchell recovered and stepped in with a steady hand and exceptional leadership from day one. A two-time national champion under legendary head coach Pat Sumitt at Tennessee, Elzy brings a wealth of knowledge and experience to the position. Much of the success during the Mitchell Era can be attributed to Elzy, who spent nine years working with Mitchell and building the Wildcats into a national contender.

ALL-TIME WILDCAT COACHES

Year	Overall	SEC	Finish	Post-Season	Head Coach
1974-75	16-9	-	-	None	Sue Feamster
1975-76	13-12	-	-	None	Sue Feamster
1976-77	19-7	-	-	None	Debbie Yow
1977-78	23-12	-	-	AIAW, NWIT 3rd Rd	Debbie Yow
1978-79	13-16	-	-	None	Debbie Yow
1979-80	24-5	-	-	AIAW	Debbie Yow
1980-81	25-6	-	-	AIAW	Terry Hall
1981-82	24-8	-	-	NCAA Regionals	Terry Hall
1982-83	23-5	6-2	East 2nd	NCAA 1st Round	Terry Hall
1983-84	15-13	2-6	East 3rd	None	Terry Hall
1984-85	16-12	3-5	East 4th	None	Terry Hall
1985-86	18-11	4-5	6th	NCAA 1st Rd	Terry Hall
1986-87	17-11	3-6	7th	None	Terry Hall
1987-88	14-15	0-9	10th	None	Sharon Fanning
1988-89	12-16	3-6	8th	None	Sharon Fanning
1989-90	23-8	3-6	8th	NWIT Champions	Sharon Fanning
1990-91	20-9	4-5	5th	NCAA 1st Rd	Sharon Fanning
1991-92	16-14	5-6	6th	None	Sharon Fanning
1992-93	18-10	5-6	6th	None	Sharon Fanning
1993-94	17-11	5-6	7th	None	Sharon Fanning
1994-95	14-14	4-7	9th	None	Sharon Fanning
1995-96	8-19	2-9	12th	None	Bernadette Mattox
1996-97	8-19	2-10	10th	None	Bernadette Mattox
1997-98	13-15	5-9	8th	None	Bernadette Mattox
1998-99	21-11	7-7	7th	NCAA 2nd Rd	Bernadette Mattox
1999-00	15-14	5-9	9th	None	Bernadette Mattox
2000-01	6-21	2-12	12th	None	Bernadette Mattox
2001-02	9-20	1-13	12th	None	Bernadette Mattox
2002-03	11-16	4-10	9th	None	Bernadette Mattox
2003-04	11-17	3-11	11th	None	Mickie DeMoss
2004-05	18-16	4-10	10th	WNIT Final Four	Mickie DeMoss
2005-06	22-9	9-5	4th	NCAA 2nd Rd	Mickie DeMoss
2006-07	20-14	6-8	7th	WNIT 3rd Rd	Mickie DeMoss
2007-08	17-16	8-6	4th	WNIT Quarterfinals	Matthew Mitchell
2008-09	16-16	5-9	10th	WNIT 2nd Rd	Matthew Mitchell
2009-10	28-8	11-5	2nd	NCAA Elite Eight	Matthew Mitchell
2010-11	25-9	11-5	2nd	NCAA 2nd Rd	Matthew Mitchell
2011-12	28-7	13-3	1st	NCAA Elite Eight	Matthew Mitchell
2012-13	30-6	13-3	2nd	NCAA Elite Eight	Matthew Mitchell
2013-14	26-9	10-6	4th	NCAA Sweet 16	Matthew Mitchell
2014-15	24-10	10-6	T4th	NCAA 2nd Rd	Matthew Mitchell
2015-16	25-8	10-6	T4th	NCAA Sweet 16	Matthew Mitchell
2016-17	22-11	11-5	T3rd	NCAA 2nd Rd	Matthew Mitchell
2017-18	15-17	6-10	9th	None	Matthew Mitchell
2018-19	25-8	11-5	4th	NCAA 2nd Rd	Matthew Mitchell
2019-20	22-8	10-6	3rd	Tournament Canceled	Matthew Mitchell



ALL-TIME KENTUCKY ASSISTANTS

Name	Years
Adeniyi Amadou	2014-2016
Andy Barnes	1987-89
Diane Beauchamp *	1977-78 (J.V.), 1978-80
Dorothy Jean Berry	1981-83
Robin Board	1983-85 (G.A.)
Daniel Boice	2020-Pres.
Karen Booker	1989-91
Assoc. Head Coach	1994-95
Lisa Bressman	1989-91
Dawn Bryant	1994-95
Meghan Burke	1998-01
Niya Butts	2003-07, 2016-Pres.
Assoc. Head Coach	2007-08
Ken Byrd	1995-97
Trey Clark	2001-03
Kerry Cremeans	1994-96 (G.A.)
Jane Dalton	1988-90 (G.A.)
Brandi Dunigan	1991-92 (S.A.)
Lin Dunn	2016-18
Kyra Elzy	2008-2010
Assoc. Head Coach	2010-12, 2016-20
Myra Fishback	1991-92
Rick Griffith	1997-02
Scott Groninger	2002-03
Ilene Hauser	1990-94
Cindy Noble-Hauserman	1985-89
Jeff House	2013-2014
Matt Insell	2008-2013
Mike Kindred	1983-85
Jennifer Knoll	1992-94 (G.A.)
Mollie McClure	1996-98
Jerry McLaughlin	1989-94
Matthew Mitchell	2003-05
Donna Murphy	1985-87
Leslie Nichols	1996-2003
Lynn Norenberg	1981-83 (G.A.)
Wendy Palmer	2007-09
Carolyn Peck	1995-96
Shalon Pillow	2009-2014
Vonn Read	2005-08
Crystal Riley	2012-13 (S.A.)
Danielle Santos	2012-2014
Amber Smith	2018-Pres.
Pam Stackhouse	2003-07
Christian Stefanopoulos	2014
Tamika Williams	2014-2016
Camryn Whitaker	2015-2016

G.A.—Graduate Assistant; S.A.—Student Assistant
* First full-time women's assistant coach

Note—Full-time assistants unless otherwise noted

Year-by-Year Assistant Coaches

Yow Era	
1977-78	Diane Beauchamp
1978-79	Diane Beauchamp
1979-80	Diane Beauchamp

Hall Era	
1980-81	Dorothy Jean (Dottie) Berry
1981-82	Dorothy Jean (Dottie) Berry, Lynn Norenberg
1982-83	Dorothy Jean (Dottie) Berry, Lynn Norenberg
1983-84	Mike Kindred, Robin Board
1984-85	Mike Kindred, Robin Board
1985-86	Cindy Noble-Hauserman, Donna Murphy
1986-87	Cindy Noble-Hauserman, Donna Murphy

Fanning Era	
1987-88	Andy Barnes, Cindy Noble-Hauserman
1988-89	Andy Barnes, Cindy Noble-Hauserman, Jane Dalton
1989-90	Jerry McLaughlin, Karen Booker, Jane Dalton, Lisa Bressman
1990-91	Jerry McLaughlin, Karen Booker, Ilene Hauser, Lisa Bressman
1991-92	Jerry McLaughlin, Myra Fishback, Ilene Hauser, Brandi Dunigan
1992-93	Jerry McLaughlin, Ilene Hauser, Jennifer Knoll
1993-94	Jerry McLaughlin, Ilene Hauser, Jennifer Knoll
1994-95	Karen Booker, Dawn Bryant, Kerry Cremeans

Mattox Era	
1995-96	Ken Byrd, Carolyn Peck, Kerry Cremeans
1996-97	Ken Byrd, Leslie Nichols, Mollie McClure
1997-98	Rick Griffith, Leslie Nichols, Mollie McClure
1998-99	Rick Griffith, Leslie Nichols, Meghan Burke
1999-2000	Rick Griffith, Leslie Nichols, Meghan Burke
2000-01	Leslie Nichols, Rick Griffith, Meghan Burke
2001-02	Leslie Nichols, Rick Griffith, Trey Clark
2002-03	Leslie Nichols, Scott Groninger, Trey Clark

DeMoss Era	
2003-04	Matthew Mitchell, Niya Butts, Pam Stackhouse
2004-05	Matthew Mitchell, Niya Butts, Pam Stackhouse
2005-06	Niya Butts, Vonn Read, Pam Stackhouse
2006-07	Niya Butts, Vonn Read, Pam Stackhouse

Mitchell Era


2007-08	Niya Butts (Assoc. Head Coach), Wendy Palmer, Vonn Read
2008-09	Kyra Elzy, Matt Insell, Wendy Palmer
2009-10	Kyra, Elzy, Matt Insell, Shalon Pillow
2010-11	Kyra, Elzy (Assoc. Head Coach), Matt Insell, Shalon Pillow
2011-12	Kyra, Elzy (Assoc. Head Coach), Matt Insell, Shalon Pillow
2012-13	Matt Insell, Shalon Pillow, Danielle Santos
2013-14	Jeff House, Shalon Pillow, Danielle Santos
2014-15	Adeniyi Amadou, Christian Stefanopoulos, Tamika Williams
2015-16	Adeniyi Amadou, Camryn Whitaker, Tamika Williams
2016-17	Kyra Elzy (Assoc. Head Coach), Niya Butts, Lin Dunn
2017-18	Kyra Elzy (Assoc. Head Coach), Niya Butts, Lin Dunn
2018-19	Kyra Elzy (Assoc. Head Coach), Niya Butts, Amber Smith
2019-20	Kyra Elzy (Assoc. Head Coach), Niya Butts, Amber Smith

Elzy Era

2020-21	Niya Butts, Amber Smith, Daniel Boice
---------	---------------------------------------




ALL-TIME TEAMS



1974-75

Back Row (L-R): Janie Begley, Sally Bussell, Pam Browning, Karen Kidd, Liz March, Carol Mindell, Brenda Wheeler, Linda Finamore, Manager. **Front Row (L-R):** Coach Sue Feamster, Wendy Martin, Ceal Barry, Ann French Thomas, Laura Schwager, Susie Switzer, Pam Sullivan, Cynthia Douglas, Manager.




1975-76

Back Row (L-R): Coach Sue Feamster, Lisa Kidd, Brenda Wheeler, Cathy Galloway, Janet Timperman, Liz March, Terri Galloway, Ceal Barry, Teri Boyd, Debbie Mack, Manager Angie Williams. **Front Row (L-R):** Noreen White, Pam Browning, Karen Lewis, Melinda Warren, Kassie Kessinger, Sally Bussell.



1976-77

Back Row (L-R): Coach Debbie Yow, Debbie Oden, Karen Lewis, Laura Upton, Ann Deters, Janet Timperman, Pam Browning, Linda Edelman, Sharon Shipley (scorekeeper), Angie Williams (Statistician). **Front Row (L-R):** Mitzi Combs, Cathy Galloway, Teri Boyd, Ceal Barry, Debbie Mack.




1977-78

Back Row (L-R): Coach Debbie Yow, Maria Donhoff, Pam Browning, Laura Upton, Liz Lukschu, Jeannine Mjoseh, Janet Timperman, Assistant Coach Diane Beauchamp. **Front Row (L-R):** Manager Margaret LaFontaine, Debra Oden, Linda Edelman, Geri Grigsby, Debbie Mack, Terry Boyd, Mitzi Combs, Trainer Mimi Porter.




1978-79

Back Row (L-R): Coach Debbie Yow, Trainer Mimi Porter, Tanya Fogle, Liz Lukschu, Maria Donhoff, Debra Oden, Manager Margaret LaFontaine, Assistant Coach Diane Beauchamp. **Front Row (L-R):** Caroline Huelskoetter, Arlene Baluyut, Linda Edelman, Debbie Mack, Janet Timperman, Geri Grigsby, Denise Fetter, Bonnie Sizemore.




1979-80

Back Row (L-R): Trainer Mimi Porter, Coach Debbie Yow, Debra Oden, Sharon Garland, Maria Donhoff, Liz Lukschu, Valerie Still, Linda Edelman, Tanya Fogle, Manager Margaret LaFontaine, Assistant Coach Diane Beauchamp. **Front Row (L-R):** Van Harden, Cathy Barber, Geri Grigsby, Patty Jo Hedges, Lea Wise, Lori Edgington.



1980-81

Back Row (L-R): Trainer Mimi Porter, Coach Terry Hall, Kathy Lokie, Maria Donhoff, Jody Runge, Liz Lukschu, Valerie Still, Tanya Fogle, Assistant Coach Dottie Berry, Graduate Assistant Margaret LaFontaine. **Front Row (L-R):** Beth Kogoy, Lynette Lewis, Lori Edgington, Patty Jo Hedges, Lea Wise, Lisa Collins.




1981-82 • SEC Champions

Back Row (L-R): Coach Terry Hall, Graduate Assistant Lynn Norenberg, Kathy Lokie, Valerie Still, Jody Runge, Grace Odrick, Terri Naiser, Tanya Fogle, Assistant Coach Dottie Berry, Trainer Mimi Porter. **Front Row (L-R):** Manager Michele Oberst, Lisa Collins, Donna Martin, Patty Jo Hedges, Lori Edgington, Lea Wise, Diane Stephens, Manager Gary Loyd.



ALL-TIME TEAMS



1982-83

Back Row (L-R): Assistant Coach Dottie Berry, Trainer Sue Stanley, Terri Naiser, Valerie Still, Jody Runge, Sally Loughton, Karen Mosley, Leslie Nichols, Lisa Collins, Graduate Assistant Lynn Norenberg, Coach Terry Hall. **Front Row (L-R):** Diane Stephens, Donna Martin, Patty Jo Hedges, Lea Wise, Audre Andrew, Lynnette Lewis.



1983-84

Back Row (L-R): Coach Terry Hall, Graduate Assistant Robin Board, Leslie Nichols, Debbie Miller, Karen Mosley, Melanie Warren, Jody Runge, Melissa Napier, Assistant Coach Mike Kindred, Volunteer Assistant Patty Jo Hedges, Trainer Sue Stanley. **Front Row (L-R):** Sandy Harding, Julie Duerring, Lisa Collins, Lynnette Lewis, Diane Stephens and Donna Martin.



1984-85

Back Row (L-R): Graduate Assistant Robin Board, Assistant Coach Mike Kindred, Laurie Hudgens, Shelly Miller, Michelle Smith, Melanie Warren, Karen Mosley, Debbie Miller, Coach Terry Hall. **Front Row (L-R):** Nancy Cowan, Monique Tarantini, Michele Pennie, Leslie Nichols, Diane Stephens, Belitta Croley, Sandy Harding.




1985-86

Back Row (L-R): Coach Terry Hall, Trainer Sue Stanley, Laurie Hudgens, Shelly Miller, Karen Mosley, Melanie Warren, Debbie Miller, Leslie Nichols, Assistant Coach Cindy Noble, Assistant Coach Donna Murphy. **Front Row (L-R):** Michele Pennie, Monique Tarantini, Pam Shrum, Jodie Whitaker, Bebe Croley, Lynne Elbert, Sandy Harding.




1986-87

Back Row (L-R): Assistant Coach Cindy Hauserman, Assistant Coach Donna Murphy, Lynne Elbert, Pam Shrum, Laurie Hudgens, Shannon Freeman, Melanie Warren, Davitria Harrell, Debbie Miller, Bebe Croley, Coach Terry Hall, Trainer Sue Stanley. **Front Row (L-R):** Kris Miller, Monique Tarantini, Michele Pennie, Lora Spencer, Mary Jane White, Jodie Whitaker, Sandy Harding.



1987-88

Back Row (L-R): Trainer Sue Stanley, Assistant Coach Cindy Noble Hauserman, Beth Ousley, Pam Shrum, Angel Stevens, Davitria Harrell, Shannon Freeman, Lora Spencer, Debbie Hoskins, Julie Whitaker, Assistant Coach Andy Barnes, Coach Sharon Fanning. **Front Row (L-R):** Kris Miller, Mary Jane White, Monique Tarantini, Michele Pennie, Bebe Croley, Jodie Whitaker, Tracye Davis.



1988-89

Back Row (L-R): Publicist Rena Vicini, Manager Jenn Holman, Assistant Coach Andy Barnes, Assistant Coach Cindy Noble, Mary Custard, Pam Shrum, Angel Stevens, Lora Spencer, Vanessa Foster-Sutton, Jamie Hobgood, Stacy McIntyre, Coach Sharon Fanning, Trainer Sue Stanley, Graduate Assistant Jane Dalton, Manager Sharon McCauley. **Front Row (L-R):** Kris Miller, Malinka Salhi, Theresa Stewart, Jodie Whitaker, Ruth Mountain, Kristi Cushenberry, Tracye Davis.



1989-90 • WNIT Champions

Back Row (L-R): Assistant Coach Karen Booker, Graduate Assistant Lisa Bressman, Graduate Assistant Jane Dalton, Assistant Coach Jerry McLaughlin, Mia Daniel, Vanessa Foster-Sutton, Cathy Proctor, Lisa Ellis, Patressa Leonard, Josh Mills, Trainer Sue Stanley, Manager Susan Crabtree, Manager Tracy Livingston, Coach Sharon Fanning. **Front Row (L-R):** Kris Miller, Stacy McIntyre, Tracye Davis, Kristi Cushenberry, Tammy Dowdell, Jennifer Johnson, Malinka Salhi.



ALL-TIME TEAMS



1990-91

Back Row (L-R): Graduate Assistant Ilene Hauser, Graduate Assistant Lisa Bressman, Jennifer Gray, Christe Jordan, Cathy Proctor, Tedra Eberhart, Coach Sharon Fanning, Jocelyn Mills, Rebekah Reasor, Tiundra Love, Pattressa Leonard, Assistant Coach Karen Booker, Assistant Coach Jerry McLaughlin. **Front Row (L-R):** Trainer Lucrecia Hunter, Manager Mia Daniel, Stacy McIntyre, Jamie Hobgood, Tracey Davis, Kristi Cushenberry, Kayla Campbell, Karen Killen, Manager Jennifer Johnson, Manager Stacy Buzzanca.




1991-92

Back Row (L-R): Publicist Gail Dent, Assistant Coach Jerry McLaughlin, Assistant Coach Myra Fishback, Jocelyn Mills, Cathy Proctor, Christe Jordan, Karri Koach, Coach Sharon Fanning, Jennifer Gray, Pattressa Leonard, Tiundra Love, Mia Daniel, Student Asst. Brandi Dunigan, Trainer Kim Bartley, Graduate Asst. Ilene Hauser. **Front Row (L-R):** Mgr. Kevin Quatman, Manager Diana Pardee, Stacey Reed, Kayla Campbell, Rebekah Reasor, Stacy McIntyre, Kristi Cushenberry, Tedra Eberhart, Karen Killen, Mgr. Stacy Buzzanca, Trainer Charlie Penny.




1992-93

Back Row (L-R): Manager Sherri Hammons, Graduate Assistant Jennifer Kroll, Coach Jerry McLaughlin, Christina Jansen, Christe Jordan, Karri Koach, Coach Sharon Fanning, Jennifer Gray, Becky McKinley, Julie Swarens, Coach Ilene Hauser, Manager Nancy Eckland, Graduate Trainer Heidi Britten. **Front Row (L-R):** Manager Steven Duanhoo, Student Trainer Ericka Kennedy, Stacey Reed, Kayla Campbell, Cathy Proctor, Jocelyn Mills, Mia Daniel, Tedra Eberhart, Manager Brandi Dunigan, Manager Kevin Quatman.



1993-94

Back Row (L-R): Publicist Gail Dent, Grad. Asst. Trainer Jennifer Wheeler, Student Trainer Jennifer Stewart, Academic Asst. Ester Cruz, Chrissy Roberts, Lyssa Simpson, Anne Sarkalahti, Karri Koach, Keeoma Warford, Stephanie Higginbotham, Stephanie Baker, Mgr Steven Duanhoo, Mgr Nancy Eckland, Mgr Jeanna Wagner, Staff Asst. Lee Reedy. **Front Row (L-R):** Coach Sharon Fanning, Asst. Coach Jerry McLaughlin, Stacey Reed, Tedra Eberhart, Kayla Campbell, Jennifer Gray, Christe Jordan, Christiana Jansen, Julie Swarens, Asst. Coach Ilene Hauser, Grad. Asst. Coach Jennifer Kroll.



1994-95

Back Row (L-R): Assistant Coach Karen Booker, Shaundra Roberts, Keeoma Wardford, Kim Denkins, Anne Sarkalahti, Vonda Jackson, Latasha Peterson, Stephanie Higginbotham, Assistant Coach Dawn Bryant. **Front Row (L-R):** Coach Sharon Fanning, Kristie Combs, Christina Jansen, Stephanie Baker, Karri Koach, Stacey Reed, Julie Swarens-Beickman, Chrissy Roberts, Graduate Assistant Kerry Cremeans.



1995-96

Back Row (L-R): Assistant Coach Ken Byrd, Assistant Coach Carolyn Peck, Shawn Manning, Marcia Webb, Kim Denkins, Vonda Jackson, Carmen Greenfield, Assistant Coach Kerry Cremeans, Coach Bernadette Locke-Mattox. **Front Row (L-R):** Domonique Mitchell, Tiffany Wait, Christina Jansen, Julie Swarens-Beickman, Shaundra Roberts, Torri Tillman.



1996-97


Back Row (L-R): Assistant Coach Ken Byrd, Coach Bernadette Mattox, Tiffany Wait, Kim Denkins, Katie Vieth, Vonda Jackson, Shawn Manning, Assistant Coach Leslie Nichols, Assistant Coach Mollie McClure. **Front Row (L-R):** Natalie Martinez, Nikki Hay, Shaundra Roberts, Robyn Embry, Patrice Boyd.



1997-98

Back Row (L-R): Coach Bernadette Mattox, Assistant Coach Rick Griffith, Stephanie Christman, Vonda Jackson, Katie Vieth, Kim Denkins, Laura Meadows, Assistant Coach Millie McClure, Assistant Coach Leslie Nichols. **Front Row (L-R):** Natalie Martinez, Natasha Ross, Tiffany Wait, Nikki Hay, Patrice Boyd, Jaye Barnes, Kenya Young.

ALL-TIME TEAMS



1998-99

Back Row (L-R): Coach Bernadette Mattox, Assistant Coach Leslie Nichols, Katie Vieth, Shantia Owens, Laura Meadows, Tanesha Seaton, Stephanie Christman, Assistant Coach Meghan Burke, Assistant Coach Rick Griffith. **Front Row (L-R):** Natalie Martinez, Rae Keith, Carolyn Alexander, Tiffany Wait, Jaye Barnes, Kenya Young, Erica Jackson, LaTonya McDole.



1999-00

Back Row (L-R): Assistant Coach Rick Griffith, Assistant Coach Leslie Nichols, Tanesha Seaton, Shantia Owens, Katie Vieth, Laura Meadows, Stephanie Christman, LaTonya McDole, Assistant Coach Meghan Burke, Coach Bernadette Mattox. **Front Row (L-R):** Nikki Young, Natalie Martinez, Carolyn Alexander, Tiffany Wait, Melissa Langelier, Erica Jackson, Rita Adams.



2000-01

Back Row (L-R): Trainer Amy Plas Marlin, Assistant Coach Meghan Burke, Assistant Coach Rick Griffith, Assistant Coach Leslie Nichols, Strength and Conditioning Graduate Assistant Jason Nehring. **Middle Row (L-R):** Shareon "Niecee" Patterson, Shambrica Jones, Aisha Bonets, Selia Helm, LaTonya McDole, Alvine Mendeng. **Front Row (L-R):** Danyelle Payne, Dasieka Hawthorne, Nikki Young, Coach Bernadette Mattox, Rita Adams, Kristin Connoly, Stephanie Stoglin.



2001-02

Back Row (L-R): Trainer Amy Marlin, Assistant Coach Trey Clark, Assistant Coach Rick Griffith, Assistant Coach Leslie Nichols, Strength and Conditioning Graduate Asst. Jason Nehring. **Middle Row (L-R):** Danyelle Payne, Shambrica Jones, Keiko Miller-Tate, Selia Helm, LaTonya McDole, Alvine Mendeng, Jenerrie Everette, Stephanie Stoglin. **Front Row (L-R):** Dasieka Hawthorne, Sara Potts, Coach Bernadette Mattox, Kristin Connoly, Rita Adams.



2002-03

Back Row (L-R): Trainer Pam Waller, Assistant Coach Trey Clark, Assistant Coach Scott Groninger, Assistant Coach Leslie Nichols, Strength and Conditioning Graduate Asst. Jason Nehring. **Middle Row (L-R):** Kristen Grassi, Jenerrie Everette, Keiko Tate, Jennifer Humphrey, Selia Helm, Stephanie Stumbo (not pictured), Shambrica Jones, Danyelle Payne. **Front Row (L-R):** Jenny Pfeiffer, Rita Adams, Coach Bernadette Mattox, Sara Potts, Racquel Ellis.



2003-04

Back Row (L-R): Afton Perry, Jennifer Goin, Keiko Tate, Jennifer Humphrey, Selia Helm, Jenerrie Everette, Shambrica Jones, Stephanie Stumbo, E'Lisa Ladson. **Front Row (L-R):** Assistant Coach Matthew Mitchell, Coach Mickie DeMoss, Angela Phillips, Nastassia Alcius, Danyelle Payne, Jenny Pfeiffer, Sara Potts, Racquel Ellis, Assistant Coach Niya Butts, Assistant Coach Pam Stackhouse.



2004-05

Back Row (L-R): Chante' Bowman, Keiko Tate, Eleia Roddy, Jennifer Humphrey, Sarah Elliott, Afton Perry, Stephanie Stumbo, Sade Buley. **Front Row (L-R):** Assistant Coach Matthew Mitchell, Coach Mickie DeMoss, Angela Phillips, Nastassia Alcius, Danyelle Payne, Sara Potts, Samantha Mahoney, Assistant Coach Pam Stackhouse, Assistant Coach Niya Butts.



2005-06

Back Row (L-R): LaQwsha "Moe" Gamble, Jenn'e Jackson, Jennifer "Lanky" Humphrey, Sarah Elliott, Eleia Roddy, Afton Perry, Stephanie Stumbo, Chante' Bowman. **Front Row (L-R):** Assistant Coach Vonn Read, Head Coach Mickie DeMoss, Carly Ormerod, Oreonna Taylor, Samantha Mahoney, Nastassia Alcius, Jenny Pfeiffer, Assistant Coach Pam Stackhouse, Assistant Coach Niya Butts.



ALL-TIME TEAMS



2006-07

Back Row (L-R): Brittany Edelen, Jenn'e Jackson, Jennifer Humphrey, Sarah Elliott, Eleia Roddy, Lydia Watkins, Amani Franklin.
Front Row (L-R): Assistant Coach Vonn Read, Head Coach Mickie DeMoss, Carly Ormerod, Chanté' Bowman, Nastassia Alicius, Samantha Mahoney, Jenny Pfeiffer, Moe Gamble, Assistant Coach Pam Stackhouse, Assistant Coach Niya Butts.



2007-08

Back Row (L-R): Christian Stefanopoulos (Video Coordinator), Leslie Lusk (Student Trainer), Melinda Redinger (Mgr.), Stephanie Tracey-Simmons (Strength Coach), Tricia Matysak (Head Trainer), Katie Kaiser (Mgr.), Beth Davis (Administrative Assistant).
Middle Row (L-R): Assistant Coach Wendy Palmer, Assistant Coach Vonn Read, Lydia Watkins, Jenn'e Jackson, Eleia Roddy, Sarah Elliott, Catina Bett, Amani Franklin, Victoria Dunlap, (Assoc. Head Coach Niya Butts), Pam Stackhouse (Asst. AD/Women's Basketball), Matthew Mitchell (Head Coach).
Front Row (L-R): Brittany Edelen, Amber Smith, Carly Ormerod, Chanté Bowman, Samantha Mahoney, Carly Morrow, Ali Lomax, Chelsea Chowning.



2008-09

Back Row (L-R): Lindsay Halligan (Mgr.), Dr. Robert Hosey (Team Doctor), Dean DiMarco (Mgr.), Melinda Redinger (Mgr.), Stephanie Tracey-Simmons (Strength Coach), Tricia Matysak (Head Trainer), David Stefanopoulos (Mgr.), Donovan Rogers (Mgr.), Angeliq Moss (Student Trainer).
Middle Row (L-R): Pam Stackhouse (Asst. AD/Women's Basketball), Sarah Rowe, Amani Franklin, Jenn'e Jackson, Jackie Sanders, Catina Bett, Eleia Roddy, Lydia Watkins, Victoria Dunlap, Rebecca Gray, Keyla Snowden, Christian Stefanopoulos (Video Coordinator).
Front Row (L-R): Assistant Coach Kyra Elzy, Matthew Mitchell (Head Coach), Brittany Edelen, Carly Ormerod, Amber Smith, Carly Morrow, Assistant Coach Matt Insell, Assistant Coach Wendy Palmer.



2009-10

Back Row (L-R): Stephanie Campbell (Admin. Assistant), Brian Sensibaugh (Mgr.), B.J. Hazelwood (Mgr.), Stephanie Tracey-Simmons (Strength Coach), Christian Stefanopoulos (Video Coordinator), Donovan Rogers (Mgr.), David Stefanopoulos (Mgr.), Amy Tilley (Recruiting Assistant).
Middle Row (L-R): Assistant Coach Matt Insell, Assistant Coach Sharon Pillow, Amani Franklin, Brittany Henderson, Anna Cole, Lydia Watkins, Victoria Dunlap, Assistant Coach Kyra Elzy, Pam Stackhouse (Asst. AD/Women's Basketball).
Front Row (L-R): A'dia Mathies, Rebecca Gray, Crystal Riley, Matthew Mitchell (Head Coach), Amber Smith, Carly Morrow, Keyla Snowden. (Not pictured: Bernisha Pinkett)



2010-11

Back Row (L-R): Kyra Elzy (Associate Head Coach), Sarah Gerichs (Student Athletic Trainer), Karen Hewitt (Video Coordinator), Stephanie Campbell (Admin. Assistant), Nikki Stewart (Recruiting Assistant), Phillip Smith (Mgr.), David Stefanopoulos (Mgr.), Brian Sensibaugh (Mgr.), Donovan Rogers (Mgr.), Sharon Pillow (Assistant Coach).
Middle Row (L-R): Assistant Coach Matt Insell, Stephanie Tracey-Simmons (Strength Coach), Amber Smith, Carly Morrow, Brittany Henderson, Samantha Drake, Sarah Beth Barnett, Victoria Dunlap, A'dia Mathies, Courtney Jones (Senior Athletic Trainer), Pam Stackhouse (Asst. AD/Women's Basketball).
Front Row (L-R): Maegan Conwright, Jennifer O'Neill, Crystal Riley, Matthew Mitchell (Head Coach), Keyla Snowden, Bernisha Pinkett, Kastine Evans.



2011-12

Back Row (L-R): Sarah Gerichs (Student Athletic Trainer), Amy Tilley (Staff Support Associate), Karen Hewitt (Video Coordinator), Angela Schoenherr (Staff Support Associate), Stephanie Tracey-Simmons (Strength & Conditioning Coach), Courtney Jones (Senior Athletic Trainer), Kalee Robertson (Mgr.), Rachel Smith (Mgr.), Storm Dickerson (Mgr.).
Middle Row (L-R): Brian Sensibaugh (Mgr.), Kevin Stewart (Mgr.), Kastine Evans, Maegan Conwright, Brittany Henderson, DeNeSha Stallworth, Samantha Drake, Azia Bishop, Samarie Walker, Bra'Shey Ali, Bria Goss, Donovan Rogers (Mgr.), David Stefanopoulos (Mgr.).
Front Row (L-R): Ukari Figgs (Asst. AD/Women's Basketball), Kyra Elzy (Associate Head Coach), Bernisha Pinkett, Crystal Riley, Amber Smith, Matthew Mitchell (Head Coach), Keyla Snowden, Jennifer O'Neill, A'dia Mathies, Matt Insell (Assistant Coach), Sharon Pillow (Assistant Coach).



2012-13

Back Row (L-R): Morgan Jett (Mgr.), Amy Tilley (Staff Support Associate), Courtney Jones (Senior Athletic Trainer), Angela Schoenherr (Staff Support Associate), Tiffany Hayden (Academic Counselor), Brian Sensibaugh (Mgr.), Brice Littlepage (Mgr.), Justin McKinley (Mgr.), Storm Dickerson (Mgr.).
Middle Row (L-R): Bob Dunn (Video Coordinator), Crystal Riley (Student Assistant), Sharon Pillow (Assistant Coach), Danielle Santos (Assistant Coach), Brittany Henderson, Jelleah Sidney, Denesha Stallworth, Samantha Drake, Azia Bishop, Samarie Walker, Maegan Conwright, Matt Insell (Assistant Coach), Ukari Figgs (Asst. AD/Women's Basketball), Stephanie Tracey-Simmons, Strength & Conditioning Coach.
Front Row (L-R): Bernisha Pinkett, Jennifer O'Neill, Bria Goss, Matthew Mitchell (Head Coach), A'dia Mathies, Kastine Evans and Janee Thompson.



2013-14

Back Row (L-R): Danielle Santos (Assistant Coach), Jeff House (Assistant Coach), Sharon Pillow (Assistant Coach), Storm Dickerson (Mgr.), Morgan Jett (Mgr.), Brice Littlepage (Mgr.), Tiffany Hayden (Academic Counselor), Justin Mathis (Mgr.), Courtney Jones (Senior Athletic Trainer), Beth Price (Staff Support Associate), Amy Tilley (Administrative Support Associate).
Middle Row (L-R): Bob Dunn (Video Coordinator), Kyvin Goodin-Rogers, Jelleah Sidney, DeNeSha Stallworth, Samantha Drake, Azia Bishop, Samarie Walker, Bernisha Pinkett, Ukari Figgs (Asst. AD/Women's Basketball), John Spurlock (Strength & Conditioning Coach), Crystal Riley (Staff Support Associate).
Front Row (L-R): Linnae Harper, Bria Goss, Kastine Evans, Matthew Mitchell (Head Coach), Jennifer O'Neill, Janee Thompson, Makayla Epps.



ALL-TIME TEAMS



2014-15

Back Row (L-R): Morgan Jett (Mgr.), Abby Newton (Student Athletic Trainer), Courtney Jones (Senior Athletic Trainer), Beth Price (Staff Support Associate), John Spurlock (Strength & Conditioning Coach), Tiffany Hayden (Academic Counselor), Will Alton (Video Coordinator), Eric Huster (Mgr.), Alex Day (Mgr.). **Middle Row (L-R):** Amani Franklin (Staff Support Associate), Crystal Riley (Staff Support Associate), Tamika Williams (Assistant Coach), Christian Stefanopoulos (Assistant Coach). **Back Row (L-R):** Alyssa Rice, Jelléah Sidney, Alexis Jennings, Ivana Jakubcova, Azia Bishop, Kyvin Goodin-Rogers, Adeniyi Amadou (Assistant Coach), Amy Tilley (Asst. AD/Women's Basketball), Kortez Wilson (Equipment Mgr.), Storm Dickerson (Mgr.). **Front Row (L-R):** Jaycee Coe, Jane Thompson, Bria Goss, Head Coach Matthew Mitchell, Jennifer O'Neill, Linnae Harper, Makayla Epps.



2015-16

Back Row (L-R): Alex Day (Mgr.), Mitchell Long (Mgr.), Camryn Whitaker (Assistant Coach), Tamika Williams-Jeter (Assistant Coach), Allison King (Mgr.), Torian Akins (Mgr.), Courtney Jones (Athletic Trainer), Beth Price (Staff Support Associate), John Spurlock (Strength & Conditioning), Tiffany Hayden (Academic Counselor), Will Alton (Video Coordinator), Morgan Jett (Mgr.), Kim Troxall (Creative Director), Kortez Wilson (Equipment Manger), Adeniyi Amadou (Assistant Coach), Amani Franklin (Staff Support Associate). **Middle Row (L-R):** Morgan Rich, Evelyn Akhator, Alyssa Rice, Ivana Jakubcova, Alexis Jennings, Batouly Camara, Kyvin Goodin-Rogers, Makenzie Cann. **Front Row (L-R):** Maci Morris, Chrisae Rowe, Jane Thompson, Matthew Mitchell (Head Coach), Linnae Harper, Makayla Epps, Taylor Murray.



2016-17

Back Row (L-R): Rachel Potter, Ogechi Anyagaligbo, Evelyn Akhator, Alyssa Rice, Makenzie Cann, LaShae Halsel. **Front Row (L-R):** Paige Poffenberger, Jessica Hardin, Taylor Murray, Matthew Mitchell (Head Coach), Makayla Epps, Jaida Roper, Maci Morris.



2017-18

Front Row (L-R): Kameron Roach, Amanda Paschal, Jessica Hardin, Matthew Mitchell (Head Coach), Taylor Murray, Maci Morris, Jaida Roper; **Middle Row (L-R):** Kortez Wilson (Equipment Manager), Amber Smith (Director of Player Development), Niya Butts (Assistant Coach), Paige Poffenberger, KeKe McKinney, Tatyana Wyatt, Alyssa Rice, Dorie Harrison, Ogechi Anyagaligbo, Makenzie Cann, LaShae Halsel, Lin Dunn (Assistant Coach), Kyra Elzy (Associate Head Coach), Amy Tilley (Director of Operations); **Back Row (L-R):** Austin Painter (Manager), Zach Earls (Manager), Braxton Whitney (Manager), Beth Price (Staff Support Assistant), Courtney Jones (Athletic Trainer), Tiffany Hayden (Academic Counselor), John Spurlock (Strength Coach), Daniel Boice (Coaching Video Coordinator), Jennifer Heersche (Staff Support Assistant), Rachael Blackburn (Manager), Allison King (Manager), Kim Troxall (Creative Director).



2018-19

Front Row (L-R): Sabrina Haines, Amanda Paschal, LaShae Halsel, Taylor Murray, Matthew Mitchell, Maci Morris, Paige Poffenberger, Jaida Roper, Kameron Roach; **Second Row (L-R):** Kortez Wilson, Aisha Foy, Niya Butts, Ogechi Anyagaligbo, Blair Green, Rhyne Howard, Nae Nae Cole, Dorie Harrison, Tatyana Wyatt, KeKe McKinney, Amber Smith, Kyra Elzy, Amy Tilley; **Back Row (L-R):** Rachael Blackburn, Braxton Whitney, Braxton Price, Maggie Hudson, Courtney Jones, Jackie Clark, Tiffany Hayden, Carrie Marshall, Daniel Boice, Austin Painter, Philip McManamy, Kim Troxall.



2019-20

Front (L-R): Ogechi Anyagaligbo, Emma King, Sabrina Haines, Jaida Roper, Matthew Mitchell, Amanda Paschal, Chasity Patterson, Kameron Roach, Blair Green; **Middle (L-R):** Aisha Foy, Amy Tilley, Amber Smith, Rhyne Howard, Tatyana Wyatt, KeKe McKinney, Nae Nae Cole, Dre'una Edwards, Deasia Merrill, Niya Butts, Kyra Elzy, Kortez Wilson; **Back (L-R):** Harrison Roberts, Kim Troxall, Courtney Jones, Dashaun Williams, Maddy Davis, Rachael Blackburn, Tiffany Hayden, Carrie Marshall, Mariah Osborne, Daniel Boice, Jackie Wood, JT Orem.



CATS IN THE PROFESSIONAL/INTERNATIONAL RANKS

Evelyn Akhator

Dallas Wings, 2017
 Dynamo NR (Russia), 2017-18
 Besiktas (Turkey), 2018-19
 Avenida (Spain), 2019-20

Azia Bishop

Ses Okullari 55 Genclik (Turkey), 2015-16
 TS Ostrovia Ostrow (Poland), 2016-17
 Kastamonu Basketbol (Turkey), 2017-18
 Ferko Ilgaz (Turkey), 2017-18
 Hume City B. (Australia), 2018-19

Victoria Dunlap

Washington Mystics (WNBA), 2011-2012
 Ankara (Turkey), 2011
 Hapoel Rishon Lezion (Israel), 2012
 Seattle Storm (WNBA), 2012
 Sport León (Spain), 2015
 Aros Leon Cuna del Parlemetarismo, 2016

Makayla Epps

Chicago Sky, 2017
 Hoops (Lebanon), 2017-18

Kastine Evans

Leicester Riders (England), 2014-15

Amani Franklin

BC Nokia (Finland), 2012-2013
 TG 1889 Sandhausen (Germany), 2011-2012
 TSV Amicitia Viernheim (Germany), 2010-2011

Bria Goss

Hyvinkaan Ponteva (Finland), 2015-2016
 Maccabi Raanana (Israel), 2017-2018

Jennifer Humphrey

Basket Landes (France), Sept. 2011-2013
 Basket Landes (France), Oct. 2010 - May 2011
 Calais (France), Sept. 2009 - April 2010
 Basket Landes (France), Jan. 2009 - April 2009
 Maccabi Bnot Ashod (Israel), Oct. 2008 - Dec. 2008
 Lodz (Poland), Oct. 2007 - April 2008

Maci Morris

Empoli (Italy), 2019-20

A'dia Mathies

Los Angeles Sparks (WNBA), 2013-14
 Ramat Hasharon (Israel) 2014-15

Taylor Murray

Vasas Akademia (Hungary), 2019-20

Jennifer O'Neill

Minnesota Lynx (WNBA), 2015
 Hapoel Rishon Le-Zion (Israel), 2015-16
 Artego Bydg. (Poland), 2017-2018
 Sparta&K MR (Russia), 2018-19
 Artego Bydg. (Poland), 2019-20

Shantia Owens

Miami Sol (WNBA), 2000
 Charlotte Sting (WNBA), 2000-2002
 Gran Canaria (Spain), 2000
 Ensino (Spain), 2000
 Mersin (Turkey), 2006
 Boa Viagem (Portugal), 2007
 Odra Brzeg (Poland), 2007-2008

Eleia Roddy

Ensino (Spain), 2010

Valerie Still

Columbus Quest (APL), 1996-99
 Washington Mystics (WNBA), 1999
 Orlando Miracle (WNBA), 2002,

Assistant Coach

Washington Mystics (WNBA), 2001,
 Assistant Coach
 GBC Milano (Italy), 1983-1985
 GEAS/ Spagetti Express Sesto San Giovanni (Italy), 1985-1988
 Nuvenia Magenta (Italy), 1988-1990
 Pool Comense Como (Italy), 1990-1991
 Sireg Alzate Brianza (Italy), 1991-1992
 Conad Cesena (Italy), 1992-1993
 Famila Schio (Italy), 1994

DeNesha Stallworth

Stadium Casablanca (Spain), 2014-2015
 Universitario de Ferrol (Spain), 2015
 SEQ Basketball (Australia), 2015-16
 Canberra Capitals (Australia), 2016
 TS Wisla Krakow (Poland), 2016
 Artego Bydgoszcz (Poland), 2016-17
 Sparta&K MR (Russia), 2018-19
 CCC Polkowice (Poland), 2019-20

Janee Thompson

SV Halle Lions, 2017
 Mark (Sweden), 2017-18
 Piestanske C. (Slovakia), 2018-19
 Zabiny Brno (Czech Republic), 2019-20

Tiffany Wait

Orlando Miracle (WNBA), 2000-2002

Samarie Walker

Stadium Casablanca (Spain), 2014-2015
 Mann Filter Zaragoza (Spain), 2015
 Gran Canaria (Spain), 2015
 Gladstone Port City Power (Australia), 2015
 Sudova-Mantinga Marijampole (Lithuania), 2016
 Visby Ladies (Sweden), 2016-17
 Catz (SM-sarja) (Finland), 2017-18

KENTUCKY IN THE WNBA DRAFT

2017 WNBA DRAFT

Evelyn Akhator - Dallas Wings - 1st round (3rd pick overall)
 Makayla Epps - Chicago Sky - 3rd round (33rd pick overall)

2014 WNBA Draft

DeNesha Stallworth - Connecticut Sun - 3rd round (25th pick overall)

2013 WNBA Draft

A'dia Mathies - Los Angeles Sparks - 1st round (10th pick overall)

2011 WNBA Draft

Victoria Dunlap - Washington Mystics - 1st round (11th pick overall)

2000 WNBA Draft

Shantia Owens - Phoenix Mercury -4th round (53rd pick overall)

Professional Awards/Honors

- 1997, ABL Finals MVP, Valerie Still, Columbus Quest
- 1998, ABL Finals MVP, Valerie Still, Columbus Quest
- All-ABL Team (top 10 players in the ABL League), Valerie Still
- 8-time Italian League All-Star, Valerie Still

ALL-TIME ROSTER BY PREVIOUS COLLEGE OR UNIVERSITY

1982-83	Terri Naiser – Hanover College
1985-86	Shelly Miller – Penn St. (played volleyball)
1989	Mary Custard – Lees Junior College Ruth Ann Mountain – Lees Junior College Theresa Stewart – Lees Junior College
1989-90	Vanessa Foster-Sutton – Truett-McConnell JC Malinka Salhi – Independence Junior College Lisa Ellis – Oregon St., Long Beach St.
1991-92	Rebekah Reasor – Chowah Junior College
1993-95	Stephanie Baker – Sullivan Junior College
1997-98	Nikki Hay – Northeastern Oklahoma Junior College
1998-99	Jaye Barnes – Florida Community College
1999	Rae Keith – Cincinnati St. Community College
1999-00	Erica Jackson – Central Florida Community College Shantia Owens – Trinity Valley Community College
2002	Shareon Patterson – Pensacola Junior College
2003-04	Racquel Ellis – Cincinnati St. Community College Kristen Grassi – Hill Junior College Samantha Newton – Wabash Valley Junior College
2004	E'Lisa Ladson – Wesleyan College (Ga.)
2004-07	Nastassia Alcuis – Dayton
2008	Chelsea Chowning – Xavier
2009-10	Rebecca Gray – North Carolina Jackie Sanders – Gulf Coast Community College
2009-12	Keyla Snowden – Akron; Crystal Riley – LSU
2012-14	Samarie Walker – Connecticut DeNesha Stallworth – California Jelléah Sidney – Chipola Junior College
2013-15	Ivana Jakubcova – Murray State College
2014-16	Evelyn Akhator – Chipola Junior College
2015-17	Makenzie Cann – Cincinnati
2016-18	Jessica Hardin – Bellarmine; Makenzie Cann – Cincinnati Ogechi Anyagaligbo – Stony Brook
2017-18	Jessica Hardin – Bellarmine; Ogechi Anyagaligbo – Stony Brook
2016-20	Amanda Paschal – Gulf Coast State College
2018-20	Nae Nae Cole – NC State Sabrina Haines – Arizona State;
2019-Pres.	Chasity Patterson - Texas Dre'una Edwards - Utah
2020-Pres.	Robyn Benton - Auburn Jazmine Massengill - Tennessee Olivia Owens - Maryland



CATS REPRESENT AMERICA



Patty Jo Hedges (1983)
Hedges was a member of the silver medal winning 1983 USA World Championship Team which compiled a 6-2 record in Sao Paulo, Brazil. Hedges was also a member of the gold medal winning 1983 Junior Pan American Games, which registered a perfect 5-0 record in Caracas, Venezuela.



Rhyne Howard (2018, 19)
In the summers of 2018 and 2019, Rhyne Howard traded in her UK Blue and White for USA Red, White and Blue and shined on the international stage. In 2018, Howard played in the FIBA U18 Women's Americas Championship earning MVP honors for the event after averaging 8.5 points and 4.7 rebounds per game. Howard hit 45.5 percent from the field and 31.8 percent from long range in the event with 18 assists, 11 steals and 8 blocks. The following summer, Howard

continued her successful stretch playing for Team USA as she led the Red, White and Blue in scoring on its way to winning the 2019 FIBA U19 World Cup championship in Bangkok, Thailand. For her efforts, Howard was tabbed to the all-tournament team. Howard, who had 10 points, seven rebounds, three assists, two steals and two blocks in the championship game, led the USA in scoring throughout the week averaging 13.1 points per game with 5.1 rebounds per game and hitting 44.7 percent from long range.

Bernadette Mattox (1998)

Mattox was the first head coach for a women's basketball team at UK to be selected to coach at the USA Women's World Championship. Mattox helped lead the 1998 World Championship team to an 8-0 record and its third gold medal by defeating Russia 71-65.

Linnae Harper (2013 and 2015)


Harper played for the U19 World Championship team, helping the USA reach a 9-0 record and win a gold medal in Lithuania. She averaged 8.4 points, 5.0 rebounds, 3.6 assists and 2.0 steals per game. In 2015, Harper was a member of the USA Women's Pan American Team which went 4-1, falling to Canada in the gold-medal game. Harper averaged 8.2 points, 1.8 rebounds and a team-high tying 1.8 steals per game, playing in all five contests.

Liz Lukschu/Maria Donhoff (1978)


Both Lukschu and Donhoff won a silver medal in the Junior Pan American Games (1978) with the USA National Junior Women's Basketball team that toured South America.

Valerie Still (1980, 81, 82)

Following her freshman and junior year, Still played for the USA R. William Jones Cup team in Taipei, Taiwan. In the summer of 1981, she competed for the U.S. in the World University Games in Romania, where she helped lead the team to a silver medal.



Bebe Croley (1985, 86)
Croley represented UK two straight years (1985 and '86) on the USA Select squad. In the summer of 1985, Croley and the US squad toured Europe and participated in the Jones Cup competition in Taiwan. In 1986, the Select team competed in the Canadian Invitational games. It marked the second straight year Bebe was named to the USA team.



Stacey Reed (1995)
Reed won a silver medal as a member of the World University Games Team. She then helped the USA Basketball's Jones Cup team take a Gold medal in Taiwan. She was a member of the USA Junior Select team in the summer of 1992.

Jodie Whitaker (1986, 87)

Whitaker played on the Gold medal-winning South squad in the summer of 1986 and went on to compete on the USA Junior Pro team that competed in the Jones Cup tournament in Taiwan in 1987.



RETIRED JERSEY - VALERIE STILL

UK's All-Time Leading Scorer and Rebounder, UK Hall of Fame Charter Class

Some programs have a once-in-a-lifetime player who serves as a standard for all future student-athletes. An exceptional personality. An outstanding role model. A great basketball player. For Kentucky, that player is Valerie Still.

Although Still played long ago (1979-83), she remains the “Top Cat” in UK women’s basketball annals. She was honored as such on Jan. 12, 2003 with a jersey retirement ceremony at halftime of the Alabama game. She became the first female letter winner in any UK sport to have her jersey retired.

Still is the leader among all Wildcats (men or women) for career scoring (2,763) and rebounding (1,525). She was a three-time consensus All-American. She led the program in scoring four-straight seasons with a career average of 23.2 points. At one point during the 1981-82 season, she led the nation in both scoring and rebounding before finishing second in both categories (24.8 ppg and 14.3 rpg).

She led the Cats to their highest national ranking (4th) in 1983 and helped UK roll up a 30-game home court win streak from 1980-82.

In 1983, Still led the sixth-ranked Cats to an 80-66 upset over powerhouse Old Dominion before a record crowd of 10,622 in UK’s Memorial Coliseum.

After leaving Kentucky, Still had a successful career in the Italian Professional League. While in Italy, Still was a television actress and hosted her own TV show, “Still Basket.” She is also an accomplished print model and a professional caliber jazz, pop and concert pianist.


Upon her return to the United States, Still became a charter member of the American Basketball League for Women and was a two-time MVP of the ABL Championship Series. Still later played for the Washington Mystics of the WNBA before retiring from basketball. She also was an assistant coach for the Orlando Miracle for two seasons.

Still returned to Lexington to complete her degree in animal sciences and graduated with honors in 2001. She went on to earn a master’s degree in African American and African studies at The Ohio State University and is working on a doctorate dissertation from there as well.

In September 2005, Still was inducted into the charter class in the newly created UK Athletics Hall of Fame. She was the only female of the 88 inductees.

In the summer of 2019, Still was inducted into the Women’s Basketball Hall of Fame becoming the first Wildcat player to be enshrined in those historic halls.

Still currently lives in Palmyra, N.J. with her son, Aaron, who is attending the Naval Academy Preparatory School. Recently, Still has starred in OWN’s “Mom’s Got Game” a reality show which explores the relationship with former WNBA basketball star Pamela McGee and her 25-year-old son, Denver Nuggets center, JaVale McGee. She also owns a publishing company, STILL Publications. One of her first projects was the release of UK legendary sports writer Russell Rice’s latest book on UK basketball, “Big Blue Nation: Kentucky’s Native Sons and Daughters.”





YEAR-BY-YEAR TEAM STATISTICS

Season	G	FG-FGA	FG%	3FG-3FGA	3FG%	FT-FTA	FT%	Reb-Avg	PF-D	A	TO	BS	St	Pts	Avg
1977-78															
UK	35	1096-2550	43.0	--	--	541-859	63.0	1426-40.7	747--	480	794	--	--	2733	78.0
Opp.	35	1012-2537	40.0	--	--	509-780	65.2	1186-33.9	793--	362	686	--	--	2533	72.4
1978-79															
UK	29	798-1870	42.7	--	--	400-598	66.9	1223-42.2	600-18	390	721	72	279	1996	68.4
Opp.	20	791-1806	43.8	--	--	396-616	64.3	1094-37.7	540-16	425	594	96	278	1978	68.2
1979-80															
UK	29	983-2049	48.0	--	--	455-681	66.8	1413-48.7	656-25	509	583	107	280	2421	83.5
Opp.	29	738-1815	40.7	--	--	459-684	67.1	935-32.2	603-30	320	576	83	225	1908	65.8
1980-81															
UK	31	1004-2013	49.8	--	--	486-701	69.3	1340-43.2	665-23	590	595	116	344	2494	80.4
Opp.	31	816-1986	41.0	--	--	417-625	66.7	1136-36.6	674-23	399	628	65	255	2049	66.0
1981-82															
UK	32	1045-2140	48.8	--	--	454-667	68.0	1377-43.0	544-10	665	574	97	268	2544	79.5
Opp.	32	963-2198	43.8	--	--	317-500	63.4	1225-38.2	636-21	584	572	115	233	2243	70.0
1982-83															
UK	28	929-1813	51.2	--	--	477-669	71.3	1169-41.7	509-12	536	522	87	235	2335	83.4
Opp.	28	800-1844	43.4	--	--	373-532	70.1	1007-36.0	620-34	390	555	58	212	1973	70.5
1983-84															
UK	28	897-1747	51.3	--	--	328-416	78.8	984-35.1	547-20	511	578	68	243	2122	75.8
Opp.	28	814-1800	45.2	--	--	378-562	67.2	995-35.5	490-14	390	502	45	234	2006	71.6
1984-85															
UK	28	802-1728	46.4	--	--	358-274	75.5	1083-38.7	511-12	409	558	95	269	1962	70.0
Opp.	28	747-1722	43.0	--	--	366-507	72.2	993-35.5	477-12	314	536	60	223	1860	66.4
1985-86															
UK	29	987-1926	51.2	--	--	349-481	72.7	1103-38.0	497-14	575	596	101	341	2323	80.1
Opp.	29	864-1840	46.9	--	--	312-479	65.1	1027-35.4	473-16	430	640	71	258	2040	70.3
1986-87															
UK	28	841-1732	48.6	--	--	351-471	74.5	1101-39.3	465-6	461	558	88	272	2033	72.6
Opp.	28	764-1784	42.8	--	--	349-528	66.1	994-35.5	483-17	407	494	78	264	1877	67.0
1987-88															
UK	29	863-1954	44.2	54-150	36.0	368-511	72.0	1196-41.2	566-19	478	528	82	253	2148	74.1
Opp.	29	880-1988	44.3	50-147	34.0	433-646	67.0	1252-43.2	533-15	494	495	109	304	2243	77.3
1988-89															
UK	28	802-1822	44.0	78-210	37.1	384-555	69.2	1094-39.1	556-12	391	572	62	275	2066	73.8
Opp.	28	814-1825	44.6	39-131	29.8	426-634	67.2	1212-43.3	532-15	375	576	75	280	2093	74.8
1989-90															
UK	31	971-2084	46.6	38-128	29.7	560-853	65.7	1340-43.2	621-14	567	603	78	372	2540	81.9
Opp.	31	767-1906	40.2	90-224	40.2	419-645	65.0	1277-41.2	728-34	433	790	92	279	2043	65.9



YEAR-BY-YEAR TEAM STATISTICS

Season	G	FG-FGA	FG%	3FG-3FGA	3FG%	FT-FTA	FT%	Reb-Avg	PF-D	A	TO	BS	St	Pts	Avg
1990-91															
UK	29	861-2024	42.5	134-401	33.4	476-697	68.3	1314-45.3	568-6	427	575	97	382	2332	80.4
Opp.	29	769-1868	41.2	69-219	31.5	425-655	64.9	1231-42.4	593-13	428	649	67	316	2032	70.1
1991-92															
UK	30	753-1816	41.5	157-466	33.7	543-782	69.4	1177-39.2	588--	319	594	71	314	2206	73.5
Opp.	30	818-1919	42.6	101-313	32.3	432-641	67.4	1278-42.6	618--	396	603	85	305	2169	72.3
1992-93															
UK	28	719-1802	39.9	134-502	30.7	342-519	65.9	1173-41.9	555-2	353	518	71	324	1934	69.1
Opp.	28	600-1574	38.1	77-277	27.8	398-601	66.2	1127-40.3	502--	278	640	73	282	1675	59.8
1993-94															
UK	28	786-1918	41.0	156-464	33.6	453-656	69.1	1195-42.7	610-0	434	526	76	345	2181	77.9
Opp.	28	703-1695	41.5	144-417	34.5	457-668	68.4	1179-42.1	571--	378	666	98	254	2007	71.7
1994-95															
UK	28	682-1753	38.9	164-548	29.9	310-464	66.8	1100-39.3	502-3	346	457	61	271	1838	65.6
Opp.	28	628-1555	40.4	108-387	27.9	394-568	69.4	1106-39.5	480--	315	552	56	220	1758	62.8
1995-96															
UK	27	605-1496	40.4	127-416	30.5	335-479	69.9	984-36.4	425-9	370	546	28	213	1672	61.9
Opp.	27	708-1631	43.4	140-378	37.0	301-421	71.5	987-36.6	432--	414	460	70	254	1857	68.8
1996-97															
UK	27	602-1491	40.4	107-318	33.6	346-490	70.6	974-36.1	530-12	363	586	35	216	1657	61.4
Opp.	27	679-1599	42.5	102-326	31.3	377-536	70.3	1013-37.5	463--	354	503	69	288	1937	68.0
1997-98															
UK	28	661-1550	42.6	91-291	31.3	361-545	66.2	1020-36.4	585-14	345	732	90	251	1774	63.4
Opp.	28	675-1636	41.3	95-341	27.9	462-693	66.7	1065-38.0	492--	370	626	68	288	1907	68.1
1998-99															
UK	32	858-1935	44.3	136-392	34.7	514-805	63.9	1280-40.0	698-21	465	622	115	277	2366	73.9
Opp.	32	761-1897	40.1	125-428	29.2	565-817	69.2	1195-37.3	647--	281	609	82	236	2212	69.1
1999-2000															
UK	29	756-1718	44.0	99-315	31.4	309-501	61.7	1052-36.3	560-16	374	595	130	317	1920	66.2
Opp.	29	654-1661	39.4	98-359	27.3	383-566	67.7	1101-38.0	484--	313	651	71	220	1789	61.7
2000-01															
UK	27	644-1601	40.2	48-178	27.0	304-478	63.6	932-34.5	553-22	306	588	56	270	1640	60.7
Opp.	27	756-1600	47.3	110-334	32.9	432-618	69.9	1050-38.9	453--	415	543	83	251	2054	76.1
2001-02															
UK	29	748-1713	43.7	97-320	30.3	275-439	62.6	991-34.2	549-13	412	612	63	331	1868	64.4
Opp.	29	743-1681	44.2	127-400	31.8	412-621	66.3	1077-37.1	424--	209	611	76	273	2025	69.8
2002-03															
UK	27	671-1581	42.4	158-416	38.0	277-404	68.6	979-36.3	513-15	329	529	91	219	1777	65.8
Opp.	27	688-1686	40.8	154-463	33.3	381-570	66.8	1064-39.4	398--	392	444	88	234	1911	70.8



YEAR-BY-YEAR TEAM STATISTICS

Season	G	FG-FGA	FG%	3FG-3FGA	3FG%	FT-FTA	FT%	Reb-Avg	PF-D	A	TO	BS	St	Pts	Avg
2003-04															
UK	28	675-1669	40.4	121-391	30.9	392-533	73.5	1035-37.0	483-11	483	457	52	201	1863	66.5
Opp.	28	709-1701	41.7	154-543	28.4	332-490	67.8	1086-38.8	517--	338	465	110	172	1904	68.0
2004-05															
UK	34	867-1969	44.0	162-475	34.1	452-631	71.6	1334-39.2	532-7	406	553	125	223	2348	69.1
Opp.	34	788-2044	38.6	173-554	31.2	395-581	68.0	1204-35.4	564--	372	518	117	231	2144	63.1
2005-06															
UK	31	774-1834	42.2	149-433	34.4	438-636	.689	1284-41.4	530-8	424	525	135	195	2135	68.9
Opp.	31	702-1836	38.2	128-454	28.2	387-569	.680	1073-34.6	563--	327	487	133	231	1919	61.9
2006-07															
UK	34	888-2091	42.5	155-524	29.6	461-685	67.4	1400-41.2	596-12	455	545	152	227	2392	70.4
Opp.	34	760-2032	37.4	133-438	30.4	463-647	71.6	1243-36.6	616--	328	555	116	230	2116	62.2
2007-08															
UK	33	721-1908	37.8	124-420	29.5	458-714	64.1	1319-40.0	566-3	350	581	141	205	2024	61.3
Opp.	33	756-1970	38.4	143-460	31.1	410-617	66.5	1265-38.8	615--	337	542	115	237	2065	62.6
2008-09															
UK	32	712-1882	.378	141-477	.296	459-649	.707	1313-41.0	525-7	319	566	113	222	2024	63.2
Opp.	32	718-1838	.391	144-457	.315	378-541	.699	1158-36.2	571--	330	541	134	245	1958	61.2
2009-10															
UK	36	922-2216	.416	187-588	.318	631-891	.708	1368-38.0	659-12	442	559	145	418	2662	73.9
Opp.	36	775-1991	.389	138-473	.292	456-666	.685	1345-37.4	743--	361	823	158	234	2144	59.6
2010-11															
UK	34	829-2155	.385	182-597	.305	572-825	.693	1305-38.4	626-12	378	558	115	373	2412	70.9
Opp.	34	761-1834	.415	166-455	.365	429-629	.682	1297-38.1	694--	350	817	151	201	2117	62.3
2011-12															
UK	35	925-2302	.402	211-659	.320	528-784	.673	1379-39.4	688-9	439	614	129	422	2589	74.0
Opp.	35	748-1820	.411	105-368	.285	482-715	.674	1281-36.6	676--	360	939	134	253	2083	59.5
2012-13															
UK	36	1001-2392	.418	240-731	.328	471-672	.701	1410-39.2	647-10	475	558	181	429	2713	75.4
Opp.	36	757-1907	.397	121-410	.295	448-659	.680	1292-35.9	624--	365	853	108	226	2083	57.9
2013-14															
UK	35	1029-2369	.434	192-564	.340	595-883	.674	1513-43.2	725-11	496	543	141	343	2845	81.3
Opp.	35	862-2156	.400	153-526	.291	519-760	.683	1354-38.7	733--	414	699	133	206	2396	68.5
2014-15															
UK	34	905-2271	.399	154-539	.286	607-903	.672	1414-41.6	715-20	370	553	148	335	2571	75.6
Opp.	34	828-2057	.403	162-511	.317	527-761	.693	1392-40.9	746--	418	741	175	223	2345	69.0
2015-16															
UK	33	934-2055	.455	154-433	.356	443-627	.707	1321-40.0	584-15	475	507	131	222	2465	74.7
Opp.	33	743-1995	.372	176-590	.298	338-510	.663	1138-34.5	636--	416	575	138	205	2000	60.6
Season	G	FG-FGA	FG%	3FG-3FGA	3FG%	FT-FTA	FT%	Reb-Avg	PF-D	A	TO	BS	St	Pts	Avg





YEAR-BY-YEAR TEAM STATISTICS

Season	G	FG-FGA	FG%	3FG-3FGA	3FG%	FT-FTA	FT%	Reb-Avg	PF-D	A	TO	BS	St	Pts	Avg
2016-17															
UK	33	848-1988	.427	169-551	.307	474-632	.750	1203-36.5	486-9	426	394	80	209	2339	70.9
Opp.	33	788-1939	.406	201-590	.341	319-445	.717	1129-34.2	617--	466	487	134	179	2096	63.5
2017-18															
UK	32	801-1884	.425	193-525	.368	383-522	.734	1124-35.1	548-12	425	422	113	219	2178	68.1
Opp.	32	747-1816	.411	211-601	.351	397-541	.734	1093-34.2	544--	486	469	131	176	2102	65.7
2018-19															
UK	33	852-2072	.411	234-642	.364	424-569	.745	1119-33.9	595-9	437	421	112	355	2362	71.6
Opp.	33	708-1722	.411	156-487	.320	380-594	.640	1212-36.7	605--	420	700	124	195	1952	59.2
2019-20															
UK	30	765-1853	.413	252-694	.363	393-543	.724	1014-33.8	532-6	413	361	106	266	2175	72.5
Opp.	30	656-1588	.413	120-409	.293	375-553	.678	1087-36.2	543--	365	597	113	156	1807	60.2



KENTUCKY CAREER RECORDS

GAMES PLAYED

Player	Years	G
1. A'dia Mathies (G)	2010-13	140
2. Kastine Evans (G)	2011-14	139
3. Brittany Henderson (F)	2010-13	136
4. Azia Bishop (C)	2012-15	134
Bria Goss (G)	2012-15	134
6. Makayla Epps (G)	2013-17	133
Victoria Dunlap (F)	2008-11	133
Jennifer O'Neill (G)	2011-15	133
9. Sam Mahoney (G)	2005-08	132
Sarah Elliott (C)	2005-08	132
Bernisha Pinkett (G)	2011-14	132

GAMES STARTED

Player	Years	G
1. A'dia Mathies	2010-13	139
2. Victoria Dunlap	2008-11	133
3. Maci Morris	2016-19	129
4. Sam Mahoney	2005-08	121
5. Valerie Still	1979-83	119
Bria Goss	2012-15	119
6. Tiffany Wait	1995-2000	117
7. Lea Wise	1979-83	116
8. Stacey Reed	1991-95	110
10. Patty Jo Hedges/ Amber Smith	1979-83/ 2008-12	109

CAREER SCORING

Player	Season	G	Avg	Pts
1. Valerie Still (C)	1979-83	119	23.2	2,763
2. A'dia Mathies (G)	2010-13	140	14.4	2,014
3. Victoria Dunlap (F)	2008-11	133	13.9	1,846
4. Leslie Nichols (F)	1982-86	111	18.2	1,797
5. Makayla Epps (G)	2013-17	133	13.5	1,790
6. Maci Morris (G)	2016-19	129	13.1	1,692
7. Sam Mahoney (G)	2005-08	132	12.1	1,601
8. Pam Browning (C)	1974-78	107	14.9	1,598
9. Sara Potts (G/F)	2001-05	117	13.4	1,563
10. Sarah Elliott (C)	2005-08	132	11.4	1,502

SCORING AVERAGE

Player	Season	G	Pts	Avg
1. Valerie Still	1979-83	119	2,763	23.2
2. Rhyn Howard	2019-Pres.	59	1,158	19.6
3. Leslie Nichols	1982-86	111	1,797	18.2
4. Pam Browning	1974-78	n/a	1,598	14.9
5. A'dia Mathies	2010-13	140	2,014	14.4
6. Bebe Croley	1984-88	94	1,399	14.2
7. Victoria Dunlap	2008-11	133	1,846	13.9
8. SeSe Helm	2000-04	108	1,487	13.8
9. Evelyn Akhator	2015-17	66	906	13.7
10. Makayla Epps	2013-17	133	1,790	13.5

FIELD GOALS MADE

Player	Seasons	G	FGA	FGM
1. Valerie Still	1979-83	123	1,931	1,118
2. Leslie Nichols	1982-86	111	1,448	757
3. A'dia Mathies	2010-13	140	1,687	712
4. Victoria Dunlap	2008-11	133	1,473	696
5. Makayla Epps	2013-17	133	1,449	668
6. Sarah Elliott	2005-08	132	1,221	657
7. Maci Morris	2016-19	129	1,452	598
8. SeSe Helm	2000-04	108	1,195	590
9. Elisabeth Lukschu	1977-81	119	999	586
10. Jodie Whitaker	1985-89	111	1,317	571

FIELD GOALS ATTEMPTED

Player	Seasons	G	FGM	FGA
1. Valerie Still	1979-83	123	1,118	1,931
2. A'dia Mathies	2010-13	140	712	1,687
3. Victoria Dunlap	2008-11	133	696	1,473
4. Maci Morris	2016-19	129	598	1,452
5. Makayla Epps	2013-17	133	668	1,449
6. Leslie Nichols	1982-86	111	757	1,448
7. Sam Mahoney	2005-08	132	560	1,436
8. Sara Potts	2001-05	117	552	1,389
9. Stacey Reed	1991-95	114	512	1,318
10. Jodie Whitaker	1985-89	111	571	1,317

FIELD GOAL PERCENTAGE (MIN. 400 ATTEMPTS)

Player	Seasons	FGM	FGA	Pct
1. Liz Lukschu	1977-81	586	999	.587
2. Valerie Still	1979-83	1,118	1,931	.578
3. Debbie Miller	1983-87	396	699	.560
4. Evelyn Akhator	2015-17	356	658	.541
5. Sarah Elliott	2005-08	657	1,221	.538
6. Leslie Nichols	1982-86	757	1,448	.523
7. J. Humphrey	2003-07	365	714	.511
8. Karen Mosley	1982-86	470	909	.510
9. Lisa Collins	1980-84	415	815	.509
10. DeNesha Stallworth	2013-14	332	662	.502

3-POINT FIELD GOALS MADE

Player	Years	Pct	3FGA	3FG
1. Sara Potts	2001-05	.377	719	271
2. Maci Morris	2016-19	.411	613	252
3. Jennifer O'Neill	2011-15	.349	564	197
4. A'dia Mathies	2010-13	.368	481	177
5. Keyla Snowden	2010-2012	.369	477	176
6. Stacey Reed	1991-95	.320	548	175
7. Jenny Pfeiffer	2003-07	.347	467	162
8. Rhyn Howard	2019-Pres.	.384	411	158
9. Tiffany Wait	1995-2000	.361	319	115
10. Sam Mahoney	2005-08	.318	355	113

3-POINT FIELD GOALS ATTEMPTED

Player	Years	Pct	3FG	3FGA
1. Sara Potts	2001-05	.377	271	719
2. Maci Morris	2016-19	.411	252	613
3. Jennifer O'Neill	2011-2015	.349	197	564
4. Stacey Reed	1991-95	.320	176	548
5. A'dia Mathies	2010-13	.368	177	481
6. Keyla Snowden	2010-2012	.369	176	477
7. Jenny Pfeiffer	2003-07	.347	162	467
8. Rhyn Howard	2019-Pres.	.384	158	411
9. Carly Morrow	2008-11	.273	108	395
10. Christina Jansen	1992-96	.252	98	388

3-PT FIELD GOAL PERCENTAGE (MIN. 200 ATT.)

Player	Years	3FG	3FGA	Pct
1. Maci Morris	2016-19	252	613	41.1
2. Kristi Cushenberry	1988-92	110	277	39.7
3. Rhyn Howard	2019-Pres.	158	411	38.4
4. Sara Potts	2001-05	271	719	37.7
5. Keyla Snowden	2010-2012	176	477	36.9
6. Jodie Whitaker	1985-89	80	217	36.8
A'dia Mathies	2010-13	177	481	36.8
8. Shaunda Roberts	1994-96	103	284	36.2
9. Tiffany Wait	1995-2000	115	319	36.1
10. Mia Daniel	1989-93	90	253	35.5

FREE THROWS MADE

Player	Seasons	G	PCT.	FTA	FTM
1. Valerie Still	1979-83	119	.704	748	527
2. Victoria Dunlap	2008-11	133	.623	714	445
3. A'dia Mathies	2010-13	140	.700	590	413
4. Bria Goss	2012-15	134	.819	486	398
5. Tiffany Wait	1996-2000	122	.792	500	396
6. Sam Mahoney	2005-08	132	.675	545	368
7. Makayla Epps	2013-17	133	.719	491	353
8. Taylor Murray	2016-19	127	.833	400	333
9. Kristi Cushenberry	1989-92	118	.780	407	318
10. Elisabeth Lukschu	1978-81	119	.687	460	316

FREE THROWS ATTEMPTED

Player	Seasons	G	PCT.	FTM	FTA
1. Valerie Still	1979-83	119	.861	527	748
2. Victoria Dunlap	2008-11	133	.623	445	714
3. A'dia Mathies	2010-13	140	.700	413	590
4. Sam Mahoney	2005-08	132	.675	368	545
5. Tiffany Wait	1996-2000	122	.792	396	500
6. Bria Goss	2012-15	134	.819	398	486
7. Liz Lukschu	1978-81	119	.687	316	460
8. Stacy McIntyre	1989-92	116	.710	296	416
9. Kristi Cushenberry	1989-92	118	.780	318	407
10. LaTonya McDole	1999-2002	117	.571	232	406



KENTUCKY CAREER RECORDS

FREE THROW PERCENTAGE (MIN. 200 ATT.)

Player	Seasons	G	FTM	FTA	PCT.
1. Jenny Pfeiffer	2003-07	119	247	287	.861
2. Maci Morris	2016-19	129244	285	.856	
3. Taylor Murray	2016-19	127	333	400	.833
4. Amani Franklin	2007-10	127	192	233	.824
5. Bria Goss	2012-15	134	398	486	.819
6. Jodie Whitaker	1986-89	111	211	259	.810
7. Tiffany Wait	1996-2000	122	396	500	.792
8. Debbie Miller	1984-87	109	300	239	.790
9. Selia Helm	2001-04	108	291	369	.789
10. Sara Potts	2002-05	117	188	240	.783

REBOUNDS

Player	Seasons	G	Avg	Reb
1. Valerie Still	1979-83	119	12.8	1,525
2. Victoria Dunlap	2008-11	133	8.3	1,099
3. J. Humphrey	2003-07	129	7.5	964
4. Leslie Nichols	1982-86	111	7.9	877
5. Sarah Elliott	2005-08	132	6.1	800
6. Debra Oden	1976-80	109	7.2	785
7. Samarie Walker	2012-14	96	8.1	777
8. Kim Denkins	1994-98	107	7.1	762
9. Liz Lukschu	1977-81	119	6.1	722
10. LaTonya McDole	1998-2002	116	6.1	711

REBOUNDING AVERAGE (MIN. 50 GAMES PLAYED)

Player	Seasons	G	Reb	Avg
1. Valerie Still	1979-83	119	1,525	12.8
2. Evelyn Akhator	2015-17	66	664	10.1
3. Victoria Dunlap	2008-11	133	1,099	8.3
4. Samarie Walker	2012-14	96	777	8.1
5. Leslie Nichols	1982-86	111	877	7.9
6. J. Humphrey	2003-07	129	964	7.5
7. Debra Oden	1976-80	109	785	7.2
8. Kim Denkins	1994-98	107	762	7.1
9. Jocelyn Mills	1989-93	103	703	6.8
10. Rhyne Howard	2019-Pres.	59	387	6.6
11. Bebe Croley	1984-88	94	599	6.4

ASSISTS

Player	Seasons	G	Avg	Asst
1. Patty Jo Hedges	1980-83	120	6.091	731
2. Sandy Harding	1983-87	111	6.360	706
3. Jodie Whitaker	1985-89	111	4.180	464
Lea Wise	1979-83	120	3.866	464
4. Taylor Murray	2016-19	127	3.543	450
5. Stacey Reed	1991-95	114	3.877	442
6. Amber Smith	2008-12	123	3.455	425
7. Makayla Epps	2013-17	133	3.067	408
8. Rita Adams	1999-2003	110	3.636	400
9. Tracye Davis	1987-91	113	3.247	367

ASSISTS PER GAME (MIN. 50 GAMES PLAYED)

Player	Seasons	G	Asst	Avg
1. Sandy Harding	1983-87	111	706	6.360
2. Patty Jo Hedges	1979-83	120	731	6.091
3. Jodie Whitaker	1985-89	111	464	4.180
4. Stacey Reed	1991-95	114	442	3.877
5. Lea Wise	1979-83	120	464	3.866
6. Angela Phillips	2003-05	62	230	3.710
7. Rita Adams	1999-2003	110	400	3.636
8. Taylor Murray	2016-19	127	450	3.543
9. Amber Smith	2008-2012	123	425	3.455
10. Tracye Davis	1987-91	113	367	3.247

BLOCKS PER GAME (MIN. 50 BLOCKS)

Player	Seasons	G	Blks	Avg
1. Sarah Elliott	2005-08	132	195	1.47
2. DeNesha Stallworth	2012-14	65	87	1.34
3. Shantia Owens	1998-2000	61	81	1.33
Victoria Dunlap	2008-11	133	178	1.33
4. Valerie Still	1979-83	119	156	1.31
5. Victoria Dunlap	2008-11	100	129	1.29
6. Laura Meadows	1997-2000	89	95	1.17
7. Lisa Ellis	1988-90	59	68	1.15
8. Azia Bishop	2012-15	134	152	1.13
9. Samarie Walker	2011-14	96	96	1.00

BLOCKS

Player	Seasons	G	Avg	Blks
1. Sarah Elliott	2005-08	132	1.47	195
2. Victoria Dunlap	2008-11	133	1.34	178
3. Valerie Still	1979-83	119	1.31	156
4. Azia Bishop	2012-15	134	1.13	152
5. J. Humphrey	2003-07	129	0.83	107
6. Leslie Nichols	1982-86	111	0.92	102
7. Samarie Walker	2011-14	96	1.00	96
8. Laura Meadows	1997-2000	89	1.17	95
9. Alyssa Rice	2015-18	125	0.74	93
10. KeKe McKinney	2018-Pres.	87	0.977	85

STEALS

Player	Seasons	G	Avg	Stls
1. A'dia Mathies	2010-13	140	2.286	320
2. Stacey Reed	1991-95	114	2.710	309
3. Victoria Dunlap	2008-11	133	2.310	307
4. Taylor Murray	2016-19	127	2.259	287
5. Leslie Nichols	1982-86	111	2.504	278
6. Patty Jo Hedges	1979-83	120	2.266	272
7. Rita Adams	1999-2003	110	2.427	267
8. LaTonya McDole	1998-2002	117	2.076	243
9. Christina Jansen	1992-96	107	2.140	229
10. Sandy Harding	1983-87	111	2.018	224

STEALS PER GAME (MIN. 75 STEALS)

Player	Seasons	G	Stls	Avg
1. Stacey Reed	1991-95	114	309	2.710
2. Leslie Nichols	1982-86	111	278	2.504
3. Rita Adams	1999-2003	110	267	2.427
4. Victoria Dunlap	2008-11	133	307	2.310
5. A'dia Mathies	2010-13	140	320	2.286
6. Patty Jo Hedges	1979-83	120	272	2.266
7. Taylor Murray	2016-19	127	287	2.259
8. Rhyne Howard	2019-Pres.	59	130	2.203
9. Christina Jansen	1992-96	107	229	2.140
10. LaTonya McDole	1998-2002	117	243	2.076
Sandy Harding	1983-87	111	224	2.018

DOUBLE-DOUBLES (OVERALL/POINTS-REBOUNDS)

Player	Total
1. Valerie Still	66
2. Leslie Nichols	33
3. Evelyn Akhator	31
Victoria Dunlap	31
5. Jocelyn Mills	22
6. Kim Denkins	20
Samarie Walker	20
8. Jennifer Humphrey	16
Eleia Roddy	16
10. DeNesha Stallworth	15



TEAM SEASON TOP-10 PERFORMANCES

POINTS

	Pts	Year
1.	2845	2013-14
2.	2733	1977-78
3.	2713	2012-13
4.	2662	2009-10
5.	2589	2011-12
6.	2571	2014-15
7.	2544	1981-82
8.	2540	1989-90
9.	2494	1980-81
10.	2465	2015-16

POINTS PER GAME

	PPG	Year
1.	83.5	1979-80
2.	83.4	1982-83
3.	81.9	1989-90
4.	81.3	2013-14
5.	80.4	1990-91
	80.4	1980-81
7.	80.1	1985-86
8.	79.5	1981-82
9.	78.0	1977-78
10.	77.9	1993-94

SCORING MARGIN

	PPG	Year
1.	17.7	1979-80
2.	17.5	2012-13
3.	16.0	1989-90
4.	14.5	2011-12
5.	14.4	1980-81
6.	14.3	2009-10
7.	14.1	2015-16
8.	12.9	1982-83
9.	12.8	2013-14
10.	12.4	2018-19

REBOUNDS

	Rebounds	Year
1.	1513	2013-14
2.	1426	1977-78
3.	1414	2014-15
4.	1413	1978-79
5.	1410	2012-13
6.	1400	2006-07
7.	1377	1981-82
8.	1368	2009-10
9.	1340	1989-90
	1340	1980-81

FGS MADE

	Made	Year
1.	1096	1977-78
2.	1045	1981-82
3.	1029	2013-14
4.	1004	1980-81
5.	1001	2012-13
6.	987	1985-86
7.	983	1979-80
8.	971	1989-90
9.	934	2015-16
10.	929	1982-83

FG ATTEMPTS

	FG Attempts	Year
1.	2550	1977-78
2.	2392	2012-13
3.	2369	2013-14
4.	2302	2011-12
5.	2271	2014-15
6.	2216	2009-10
7.	2155	2010-11
8.	2140	1981-82
9.	2091	2006-07
10.	2084	1989-90

3-POINT FIELD GOALS MADE

	Made	Year
1.	252	2019-20
2.	240	2012-13
3.	234	2018-19
4.	211	2011-12
5.	193	2017-18
6.	192	2013-14
7.	187	2009-10
8.	182	2010-11
9.	169	2016-17
10.	164	1994-95

3-POINT ATTEMPTS

	3PT Attempts	Year
1.	731	2012-13
2.	694	2019-20
3.	659	2011-12
4.	642	2018-19
5.	597	2010-11
6.	588	2009-10
7.	564	2013-14
8.	551	2016-17
9.	548	1994-95
10.	539	2014-15

FTS MADE

	Made	Year
1.	631	2009-10
2.	607	2014-15
3.	595	2013-14
4.	572	2010-11
5.	560	1989-90
6.	543	1991-92
7.	541	1977-78
8.	528	2011-12
9.	514	1998-99
10.	486	1980-81

FTS ATTEMPTED

	FT Attempts	Year
1.	903	2014-15
2.	891	2010-11
3.	853	1991-92
4.	825	2011-12
5.	805	1999-2000
6.	784	2012-13
7.	782	1992-93
8.	714	2008-09
9.	701	1981-82
10.	697	1991-92

ASSISTS

	Assists	Year
1.	665	1981-82
2.	590	1980-81
3.	575	1985-86
4.	567	1989-90
5.	536	1982-83
6.	511	1983-84
7.	509	1979-80
8.	507	2015-16
9.	496	2013-14
10.	483	2003-04

BLOCKS

	Blocks	Year
1.	181	2012-13
2.	152	2006-07
3.	148	2014-15
4.	145	2009-10
5.	141	2007-08
	141	2013-14
7.	135	2005-06
8.	131	2015-16
9.	130	1999-00
10.	129	2011-12

TURNOVERS FORCED

	Forced TOs	Year
1.	939	2011-12
2.	853	2012-13
3.	823	2009-10
4.	817	2010-11
5.	790	1989-90
6.	741	2014-15
7.	700	2018-19
8.	699	2013-14
9.	686	1977-78
10.	666	1993-94

STEALS

	Steals	Year
1.	429	2012-13
2.	422	2011-12
3.	418	2009-10
4.	382	1990-91
5.	373	2010-11
6.	372	1989-90
7.	355	2018-19
8.	345	1993-94
9.	344	1980-81
10.	343	2013-14

Note: Records kept since the 1977-78 season



TEAM SINGLE-GAME TOP-10 PERFORMANCES

POINTS

- 133 vs. Baylor (12/6/13)
- 121 vs. Kentucky State (11/24/89)
- 117 vs. Bradley (11/27/13)
- 116 vs. Lipscomb (11/21/13)
- 114 vs. Kent State (11/23/90)
- 112 vs. Florida Atlantic (12/30/2000)
112 vs. Morehead State (11/18/15)
- 111 vs. Appalachian State (11/14/14)
111 vs. Charleston (1/31/86)
- 109 vs. Grambling (12/29/13)
109 vs. National College (2/22/84)

REBOUNDS

- 67 vs. Wright State (3/22/14)
67 vs. Morehead State (11/18/15)
- 66 vs. Rutgers (1/12/80)
66 vs. National College (2/9/82)
- 65 vs. Cincinnati (2/10/93)
- 63 vs. Morehead State (11/23/12)
63 vs. Duquesne (11/24/90)
63 vs. Kent State (11/23/90)
63 vs. Alabama-Birmingham (2/1/94)
- 62 vs. Murray State (11/26/10)

FGS MADE

- 53 vs. Kentucky State (11/24/89)
- 45 vs. Bradley (11/27/13)
45 vs. Lipscomb (11/21/13)
45 vs. Morris Brown (12/23/02)
- 44 vs. Wright State (3/22/14)
- 43 vs. Morehead State (11/18/15)
- 41 vs. Western Carolina (12/18/18)
- 40 vs. Georgia Southern (11/13/13)
40 vs. Eastern Kentucky (2/1/94)
40 vs. Evansville (12/05/17)

FG ATTEMPTS

- 101 vs. Marshall (2/1/78)
- 93 vs. Baylor (12/6/13)
- 92 vs. Morehead State (11/18/15)
- 90 vs. Jacksonville State (11/15/11)
- 89 vs. Morehead State (11/19/14)
89 vs. Bradley (11/27/13)
89 vs. Southern Miss (11/19/11)
- 87 vs. Mississippi State (2/12/15)
- 86 vs. Lipscomb (11/21/13)
86 vs. Morris Brown (12/23/02)

FG PERCENTAGE

- 74.1 vs. Alabama (2/7/87) 35-49
- 64.7 vs. Alabama (1/25/18) 33-51
- 60.9 vs. Nicholls State (12/21/04) 39-64
- 60.7 vs. Arkansas (2/18/07) 34-56
- 60.3 vs. Tennessee State (12/22/05) 38-63
- 59.6 vs. Eastern Michigan (11/25/15) 34-57
- 59.3 vs. Chattanooga (3/20/05) 35-59
- 59.3 vs. Duquesne (11/28/03) 32-54
- 58.6 vs. Western Carolina (12/18/18) 41-70
58.6 vs. Ole Miss (01/26/17) 34-58

3-POINT FIELD GOALS MADE

- 16 at Alabama (1/9/2020)
- 14 vs. Mississippi State (1/8/12)
- 13 vs. Southern University (11/11/18)

- 13 vs. Detroit (12/1/93)
13 vs. Tennessee (1/5/2020)
13 vs. Winthrop (12/11/2019)
- 12 vs. New Hampshire (11/17/16)
12 vs. Auburn (1/20/13)
12 vs. USC Upstate (11/25/12)
12 vs. Gonzaga (3/25/12)
12 vs. Miami Ohio (12/1/09)
12 vs. Stetson (11/22/05)
12 vs. Charleston Southern (12/10/04)

3-POINT ATTEMPTS

- 32 vs. Southern Miss (11/19/11)
32 vs. UCLA (12/28/94)
32 vs. Morehead State (11/21/2019)
- 31 vs. Alabama (1/6/13)
31 vs. Arkansas-Pine Bluff (12/11/11)
31 vs. Morehead State (11/17/09)
31 at Alabama (1/9/2020)
- 30 vs. USC Upstate (11/25/12)
30 vs. Mississippi State (1/8/12)
30 vs. Western Kentucky (12/5/95)
- 29 vs. NC State (03/25/19)
29 vs. Texas A&M (01/27/19)

FTS MADE

- 49 vs. Baylor (12/6/13)
- 36 vs. Miami Ohio (11/14/10)
36 vs. Louisville (12/20/09)
- 34 vs. Oklahoma (11/28/14)
- 33 vs. Vanderbilt (1/23/11)
33 vs. Louisville (2/19/92)
- 32 vs. Arkansas-Pine Bluff (12/11/11)
- 31 vs. Tennessee State (3/20/15)
- 29 vs. Oklahoma (3/21/16)
29 vs. North Carolina A&T (1/1/09)
29 vs. Memphis State (12/4/93)
29 vs. Ohio State (1/7/92)

FTS ATTEMPTED

- 66 vs. Baylor (12/6/13)
- 54 vs. Miami Ohio (11/14/10)
- 53 vs. Oklahoma (11/28/14)
- 52 vs. Louisville (12/20/09)
- 50 vs. Louisville (2/19/92)
- 48 vs. Vanderbilt (1/23/11)
- 44 vs. Arkansas-Pine Buff (12/11/11)
- 43 vs. Tennessee State (12/28/14)
43 vs. Northern Kentucky (12/3/14)
43 vs. Memphis State (12/4/93)

FT PERCENTAGE (MIN 10 MADE)

- 100.0 vs. Morehead (1977)
100.0 vs. Chattanooga (11-of-11) (3/20/04)
100.0 vs. Missouri (12-of-12) (1/13/13)
100.0 vs. Furman (11-of-11) 12/6/08
- 95.8 vs. Wake Forest (23-of-24) 12/30/04
- 95.5 vs. UConn (21-of-22) (3/27/12)
95.5 vs. Florida (21-of-22) (2/18/10)
- 95.2 vs. Georgia (20-of-21) (2/27/2020)
- 94.7 vs. Missouri (18-of-19) (03/08/19)
94.7 vs. South Carolina (18-of-19) (2/21/10)

ASSISTS

- 34 vs. Western Kentucky (2/16/81)
- 33 vs. Michigan (1/23/82) and Detroit (12/28/83)
- 32 vs. Morehead State (11/18/15)
32 vs. Kentucky State (11/24/89)

- 31 vs. Detroit (2/26/86)
31 vs. Eastern Kentucky (1/5/86)
- 30 vs. Mississippi State (1/15/90)
30 vs. East Carolina (11/28/87)
30 vs. Valdosta State (11/27/83)
30 vs. Seton Hall (12/5/81)
- 29 vs. Eastern Kentucky (2/1/94)
29 vs. Tennessee State (1/15/87)
29 vs. Old Dominion (1/23/87)
29 vs. Charleston (12/19/82)
29 vs. LSU (2/27/82)
29 vs. Florida (12/31/81)

BLOCKS

- 19 vs. North Carolina A&T (12/6/06)
- 12 vs. Wright State (3/22/14)
12 vs. Tennessee State (12/22/05)
- 11 vs. Mississippi State (1/13/08)
11 vs. Winthrop (1/3/00)
11 vs. Kentucky State (1/16/89)
- 10 vs. Ole Miss (1/14/07)
10 vs. UT-Martin (12/28/99)
10 vs. Morehead State (11/23/12)
10 vs. Texas A&M (2/18/13)
10 vs. McNeese State (11/28/09)
10 vs. Furman (12/6/08)
10 vs. Indiana (12/9/88)
10 vs. Evansville (12/05/17)

TURNOVERS FORCED (83-84)

- 49 vs. Arkansas Pine Bluff (12/11/11)
- 48 vs. Jacksonville State (11/15/11)
- 46 vs. Stetson (12/20/89)
- 43 vs. Alabama State (11/07/18)
- 42 vs. Nebraska Omaha (11/23/11)
- 40 vs. Mississippi Valley State (1/1/10)
- 38 vs. USC Upstate (11/25/12)
38 vs. Louisville (12/20/09)
- 37 vs. Jackson State (11/29/15)
- 36 vs. Alcorn State (12/28/12)
36 vs. Morehead (11/12/10)
36 vs. Charleston (1/31/86)

STEALS (83-84)

- 28 vs. West Virginia (12/12/93)
- 25 vs. Arkansas Pine Bluff (12/21/10)
25 vs. Eastern Illinois (12/17/90)
- 24 vs. Georgia Southern (11/13/13)
24 vs. Morehead State (2/20/90)
- 23 vs. Alabama State (11/07/18)
- 22 vs. Louisville (1/19/94)
22 vs. UT-Chattanooga (11/30/81)
- 21 vs. USC Upstate (11/25/12)
21 vs. Arkansas Pine Bluff (12/11/11)
21 vs. Louisville (12/20/09)
21 vs. Mississippi State (1/4/92)
21 vs. Miami (Ohio) (11/26/91)
21 vs. Carson-Newman (12/13/80)
21 vs. Morehead State (3/4/78)

Note: Records kept since the 1977-78 season

KENTUCKY INDIVIDUAL SINGLE-GAME RECORDS

SCORING

Player, Opponent (Date)	PTS
1. Rhyne Howard at Alabama (1/9/2020)	43
Jennifer O'Neill vs. Baylor (12/6/13)	43
3. Makayla Epps vs. Mississippi State (2/12/15)	42
Valerie Still vs. Charleston (12/19/82)	42
5. Valerie Still vs. Florida (2/20/82)	41
6. Bebe Croley vs. Morehead State (12/20/87)	40
7. Valerie Still vs. Indiana (12/6/80)	39
8. Valerie Still vs. Indiana (12/15/79)	38
Valerie Still vs. Ohio State (12/2/82)	38
Valerie Still @ Rutgers (2/16/83)	38

FIELD GOALS MADE

Player, Opponent (Date)	FGM
1. Makayla Epps vs. Mississippi State (2/12/15)	18
Valerie Still @ Florida (2/20/82)	18
3. Valerie Still @ Rutgers (2/16/83)	16
Valerie Still vs. Seton Hall (12/5/81)	16
Valerie Still @ Georgia (2/6/82)	16
Valerie Still @ Murray State (12/10/80)	16
7. Jocelyn Mills vs. Florida (2/28/93)	15
Lisa Collins vs. Vanderbilt (2/20/84)	15
Lea Wise vs. Illinois (3/14/82)	15
Valerie Still vs. Indiana State (1/17/81)	15
Valerie Still vs. Indiana (12/15/79)	15

FIELD GOALS ATTEMPTED

Player, Opponent (Date)	FGA
1. Jennifer O'Neill vs. Baylor (12/6/13)	31
2. Makayla Epps vs. Mississippi State (2/12/15)	30
3. Pam Browning @ Central Missouri (12/18/76)	29
4. Stacey Reed @ Florida (1/4/94)	28
Stacey Reed @ Ohio State (12/4/94)	28
6. Rhyne Howard vs. Tennessee (1/5/2020)	27
Valerie Still vs. Rutgers (1/12/80)	27
7. Rhyne Howard vs. Mississippi State (3/7/2020)	26
Makayla Epps vs. South Carolina (3/4/17)	26
Stacey Reed vs. Mississippi State (1/16/94)	26
Jodie Whitaker vs. Tennessee (3/5/88)	26
Maci Morris vs. California, Berkeley (12/21/17)	26

FIELD GOAL PERCENTAGE (MIN. 10 ATTEMPTS)

Player, Opponent (Date)	Pct
1. Lisa Collins vs. LSU (3/3/84)	100.0 [10-10]
2. Lea Wise vs. Illinois (3/14/82)	.938 [15-16]
3. Jaida Roper vs. Winthrop (12/11/2019)	.923 [12-13]
4. Sandy Harding vs. Alabama (2/7/87)	.909 [10-11]
4. Jennifer Humphrey vs. Miss. St. (1/25/07)	.900 [9-10]
Sarah Elliott vs. Nicholls State (12/21/04)	.900 [9-10]
Rita Adams vs. Sam Houston St. (11/23/01)	.900 [9-10]
Karri Koach @ Miss. St. (1/15/95)	.900 [9-10]
Josh Mills vs. Morehead State (2/20/90)	.900 [9-10]
9. Karen Mosley vs. National College (2/22/84)	.867 [13-15]
10. Evelyn Akhator vs. Alabama (1/12/17)	.857 [12-14]
Valerie Still vs. Louisville (2/29/80)	.857 [12-14]

3-POINT FIELD GOALS MADE

Player	Opp (Date)	3FGA	3FG
1. Rhyne Howard	Southern U (11/11/18)	11	7
	at Alabama (1/9/2020)	11	7
	Tennessee (1/5/2020)	13	7
Sara Potts	High Point (1/6/04)	12	7
	Chattanooga (3/20/05)	14	7
6. Makenzie Cann	New Hamp. (11/17/16)	8	6
A'dia Mathies	Dayton (3/26/13)	7	6
Keyla Snowden	UT Martin (12/22/09)	6	6
Keyla Snowden	Arkansas Pine Bluff	12	6
Sara Potts	@ Alabama (2/23/03)	10	6
Jenny Pfeiffer	Long Island (12/15/02)	8	6
Tedra Eberhart	Detroit-Mercy (12/1/93)	10	6
Jenny Pfeiffer	Alabama (2/26/06)	12	6
	Florida (1/12/06)	9	6

3-POINT FIELD GOALS ATTEMPTED

Player	Opp (Date)	3FG	3FGA
1. Shaunda Roberts	So. Carolina (1/24/96)	5	17
2. Jennifer O'Neill	Central Mich. (11/22/14)	5	15
3. Rhyne Howard	at LSU (1/19/2020)	4	14
Sara Potts	Chattanooga (3/20/05)	7	14
5. Rhyne Howard	Ole Miss (01/13/19)	5	13
Jennifer O'Neill	Texas A&M (3/10/13)	2	13
Shaunda Roberts	Marshall (2/8/96)	3	13
Shaunda Roberts	Auburn (3/1/96)	4	13
Stacey Reed	Western Ky. (12/10/93)	5	13
Jenny Pfeiffer	Oakland (3/15/07)	5	13
Keyla Snowden	LSU (3/3/12)	5	13

FREE THROWS MADE

Player, Opponent (Date)	FTM
1. Bernisha Pinkett vs. Vanderbilt (1/23/11)	15
2. Stacy McIntyre vs. Houston (11/30/92)	14
Valerie Still vs. Charleston (12/19/82)	14
4. Jennifer O'Neill vs. Baylor (12/6/13)	13
Pam Browning vs. Eastern Kentucky (1976-77)	13
Tiffany Wait at Miami (12/20/97)	13
Erica Jackson at Ohio State (11/19/98)	13
Tiffany Wait vs. Georgia (2/7/99)	13
Lydia Watkins at South Alabama (12/30/07)	13
Victoria Dunlap vs. Butler (11/15/09)	13

FREE THROWS ATTEMPTED

Player, Opponent (Date)	FTA
1. Jennifer O'Neill vs. Baylor (12/6/13)	19
2. Erica Jackson at Ohio State (11/19/98)	18
Bernisha Pinkett vs. Vanderbilt (1/23/11)	18
Victoria Dunlap at Arkansas (1/6/11)	18
5. Liz Lukschu vs. Morehead (1/22/80)	17
Karen Mosely vs. Auburn (2/2/86)	17
Victoria Dunlap vs. MTSU (12/28/09)	17
A'dia Mathies vs. Liberty (3/20/10)	17
9. Pam Browning vs. Mt. St. Joseph (2/21/77)	16
Valerie Still vs. Charleston (12/19/82)	16
Debbie Miller vs. Tennessee (1/24/86)	16

FREE THROW PERCENTAGE (MIN. 10 ATTEMPTS)

Player, Opponent (Date)	Pct
1. Jaida Roper vs. Georgia (2/27/2020) [11-of-11]	100.0
Stacey McIntyre vs. Houston (11/30/92) [14-of-14]	100.0
Lydia Watkins vs. South Alabama (12/30/07) [13-of-13]	100.0
Makayla Epps vs. Ole Miss (1/21/16) [12-of-12]	100.0
Bria Goss vs. Grambling State (12/29/13) [12-of-12]	100.0
Jenny Pfeiffer vs. Xavier (12/10/03) [11-of-11]	100.0
Bria Goss vs. Missouri (1/12/14) [10-of-10]	100.0
Jennifer O'Neill at DePaul (12/12/13) [10-of-10]	100.0
Kristi Cushenberry vs. Ole Miss (2/23/92) [10-of-10]	100.0
Bebe Croley vs. Vanderbilt (3/4/88) [10-of-10]	100.0
Patty Jo Hedges vs. Cincinnati (11/27/82) [10-of-10]	100.0
Tiffany Wait vs. LSU (2/26/99) [10-of-10]	100.0
Taylor Murray vs. Missouri (1/30/17) [10-of-10]	100.0

REBOUNDS

Player	Opponent (Date)	Reb
1. Valerie Still	National College (2/9/82)	27
2. Valerie Still	Rutgers (1/12/80)	26
3. Pam Browning	UT-Martin (1/22/77)	23
Victoria Dunlap	Louisville (12/5/10)	23
Evelyn Akhator	Ohio State (3/19/17)	23
5. Valerie Still	UT-Chattanooga (11/30/81)	21
6. Valerie Still	Charleston (12/19/82)	20
Debra Oden	Morehead (3/4/78)	20
Jennifer Humphrey	Auburn (1/21/07)	20
DeNesha Stallworth	Mississippi State (2/27/14)	20
10. J. Humphrey	Arkansas (3/1/07)	19

ASSISTS

Player	Opponent (Date)	Assists
1. Patty Jo Hedges	Cincinnati (1/15/82)	16
2. Patty Jo Hedges	LSU (2/27/82)	15
Sandy Harding	Dayton (1/14/86)	15

4. Patty Jo Hedges	Memphis State (1/3/83)	14
Jodie Whitaker	East Carolina (11/28/87)	14
6. Tracye Davis	Tennessee State (1/30/88)	13
7. Stacey Reed	Detroit (12/1/93)	12
Jodie Whitaker	Miami (2/8/86)	12
Leslie Nichols	Detroit (2/26/86)	12

BLOCKS

Player	Opponent (Date)	Blks
1. DeNesha Stallworth	Texas A&M (2/18/13)	7
2. Azia Bishop	Tennessee State (12/28/14)	6
Laura Meadows	Nebraska (11/29/99)	6
Lisa Ellis	Middle Tennessee (1/8/89)	6
Jody Runge	Memphis State (1/31/82)	6
Sarah Elliott	NCA&T (12/6/05)	6
7. KeKe McKinney	Alabama (2/6/2020)	5
KeKe McKinney	Middle Tennessee (12/15/18)	5
Sarah Elliott	West Virginia (3/28/05)	5
Shantia Owens	Ole Miss (1/10/99)	5
Shantia Owens	Winthrop (1/3/00)	5
Lisa Ellis	Kentucky State (1/16/89)	5
Leslie Nichols	Old Dominion (1/10/86)	5
Sarah Elliott	Louisville (12/20/07)	5
Sarah Elliott	James Madison (3/26/08)	5
Sarah Elliott	Marquette (3/30/08)	5
Jenn'e Jackson	Furman (12/6/08)	5
Victoria Dunlap	Mississippi State (3/6/10)	5
Azia Bishop	Central Michigan (11/17/13)	5
DeNesha Stallworth	Wright State (3/22/14)	5
Dorie Harrison	Evansville (12/05/17)	5

STEALS

Player	Opponent (Date)	Steals
1. Leslie Nichols	Louisville (2/14/86)	11
2. Rita Adams	VCU (12/16/01)	9
A'dia Mathies	Nebraska Omaha (11/23/11)	9
4. 13 players		8
Last, Victoria Dunlap vs. Louisville (12/20/09) and A'dia Mathies vs. Mississippi Valley State (1/1/10)		



SCORING

TEAM RECORDS

MOST POINTS

Half: 64 vs. Miami (2/8/86, 2nd half) and Nebraska (3/13/99, 2nd half)
1st Period: 35 vs. Evansville (12/5/18)
2nd Period: 33 vs. Florida (3/4/16)
3rd Period: 31 vs. Middle Tenn. (11/10/19); vs. Ole Miss (2/20/20)
4th Period: 32 vs. South Carolina (2/26/17)
Game: 133 vs. Baylor (4OT) (12/6/13)
By an Opponent: 130 vs. Baylor (4OT) (12/6/13)
Game (both teams): 263 - UK 133 vs. Baylor 130 4OT(12/6/13)
Home Floor: 121 vs. Kentucky State (11/24/89)
Opponent's Floor: 107 @ Detroit (12/28/83)
Season: 2,845 (2013-14) (35 games)
In a Losing Game: 94 @ Ohio State (1/7/92) and vs. Dayton (3/21/15)
Largest Halftime Lead: 41 vs. Grambling State [60-19] (12/29/13)
Largest Deficit Overcome to Win a Game:
 -19 - Miami (Ohio), 53-34, 16:27 in second half, (won, 77-71) 11/21/00
Margin of Victory: 77 vs. Kentucky State [121-44] (11/24/89)

HIGHEST SCORING AVERAGE

Season: 83.5 (1979-80) [2,421 in 29 games]

HIGHEST SCORING MARGIN

Season: +17.5 (2011-12)

FEWEST POINTS

Game: 38, three times, last vs. Georgia Southern (11/13/13)
1st Period: 5 vs. LSU (2/4/18)
Opp: 2 - Rice (11/13/15)
2nd Period: 5 at Arizona State (11/15/15)
Opp: 2 - Morehead State (11/23/17)
3rd Period: 5 vs. Georgia (1/7/18)
Opp: 4 - Jackson State (11/29/15)
4th Period: 6 at Miami (Fla.) (12/10/17)
Opp: 3 - Jackson State (11/29/15), Marshall (11/26/17)
Season: 1,657 (1996-97) [27 games]
Both Teams: 88 (UK 43 @ Arkansas 45) (1/23/93)
Allowed in a Season: 2,054 (2000-01) [27 games]
Allowed in a Game: 23 vs. Alcorn State (12/28/12)
Half by an Opponent: 9 vs. Charleston So. (12/10/04)
Worst Defeat: 72 vs. Tennessee [38-110] (1/21/01)

INDIVIDUAL RECORDS

POINTS SCORED

Game: 43, Jennifer O'Neill vs. Baylor (12/6/13); 43, Rhyne Howard at Alabama (1/9/2020)
Season: 794, Valerie Still (1981-1982)
Career: 2,763, Valerie Still (1979-83)

HIGHEST SCORING AVERAGE

Season (min. 20 games): 25.5, Pam Browning (1976-77)
Career (min. 40 games): 23.2, Valerie Still (1979-83)

CAREER LEADERS

SCORING AVERAGE

Player	Career	G	Pts	Avg
1. Valerie Still	1979-83	119	2,763	23.2
2. Rhyne Howard	2019-Pres.	59	1,158	19.6
3. Leslie Nichols	1982-86	111	1,797	18.2
4. Pam Browning	1974-78	n/a	1,598	14.9
5. A'dia Mathies	2010-13	140	2,014	14.4
6. Bebe Croley	1984-88	94	1,399	14.2
7. Victoria Dunlap	2008-11	133	1,846	13.9
8. SeSe Helm	2000-04	108	1,487	13.8
9. Evelyn Akhator	2015-17	66	906	13.7
10. Makayla Epps	2013-17	133	1,790	13.5

SINGLE-SEASON LEADERS

POINTS

Player	Season	G	Avg	Pts
1. Valerie Still	1981-82	32	24.8	794
2. Valerie Still	1982-83	28	25.0	700
3. Pam Browning	1976-77	26	25.5	663
4. Valerie Still	1979-80	29	22.1	641
5. Rhyne Howard	2019-20	27	19.6	633
Victoria Dunlap	2009-10	35	18.1	633
7. Valerie Still	1980-81	30	20.9	628
8. Makayla Epps	2016-17	33	17.7	583
9. A'dia Mathies	2012-13	36	16.1	579
10. Victoria Dunlap	2010-11	33	17.0	562

BY A FRESHMAN:

Valerie Still	1979-80	29	22.1	641
Rhyne Howard	2018-19	32	16.4	525
A'dia Mathies	2009-10	36	13.6	491
Bria Goss	2011-12	35	11.0	384
Samantha Mahoney	2004-05	34	10.6	362

BY A SOPHOMORE:

Rhyne Howard	2019-20	27	23.4	633
Valerie Still	1980-81	30	20.9	628
Makayla Epps	2014-15	34	14.9	506
Leslie Nichols	1983-84	27	18.4	496
A'dia Mathies	2010-11	34	12.8	435

BY A JUNIOR:

Valerie Still	1980-82	28	26.6	746
Victoria Dunlap	2009-10	35	18.1	633
Maci Morris	2017-18	31	17.3	537
A'dia Mathies	2011-12	35	5.0	509

BY A SENIOR:

Valerie Still	1982-83	28	25.0	700
Makayla Epps	2016-17	33	17.7	583
Victoria Dunlap	2010-11	33	17.0	562
Evelyn Akhator	2016-17	33	15.9	526
Leslie Nichols	1985-86	29	16.7	486

SCORING AVERAGE

Player	Season	G	Pts	Avg
1. Pam Browning	1976-77	26	663	25.5
2. Valerie Still	1982-83	28	700	25.0
3. Valerie Still	1981-82	32	794	24.8
4. Rhyne Howard	2019-20	27	633	23.4
5. Valerie Still	1979-80	29	641	22.1
6. Valerie Still	1980-81	31	628	20.9
7. Leslie Nichols	1984-85	27	497	18.4
Leslie Nichols	1983-84	27	496	18.4
9. Stacey Reed	1993-94	28	509	18.2
10. Victoria Dunlap	2009-10	35	633	18.1

GAME LEADERS

POINTS

Player, Opponent (Date)	Pts
1. Rhyne Howard at Alabama (1/9/2020)	43
Jennifer O'Neill vs. Baylor (12/6/13)	43
3. Valerie Still vs. Charleston (12/19/82)	42
Makayla Epps vs. Mississippi State (2/12/15)	42
5. Valerie Still vs. Florida (2/20/82)	41
6. Bebe Croley vs. Morehead State (12/20/87)	40
7. Valerie Still vs. Indiana (12/6/80)	39
8. Valerie Still vs. Indiana (12/15/79)	38
Valerie Still vs. Ohio State (12/2/82)	38
Valerie Still @ Rutgers (2/16/83)	38

BY A FRESHMAN:

Valerie Still vs. Indiana (12/15/79) 38

BY A SOPHOMORE:

Rhyne Howard at Alabama (1/9/2020) 43

BY A JUNIOR:

Jennifer O'Neill vs. Baylor (12/6/13) 43

BY A SENIOR:

Valerie Still vs. Charleston (12/19/82) 42

MOST POINTS IN FIRST VARSITY GAME (SINCE 1979-80)

Player, Opponent (Date)	Pts
1. Maria Donhoff vs. n/a (1977-78)	20
Laura Meadows @ Indiana (11/18/97)	20
3. Valerie Still at Cincinnati (12/1/79)	18
4. Carly Ormerod vs. IUPUI (11/18/05)	17
5. Rhyne Howard vs. Alabama State (11/07/18)	15
6. Mary Custard vs. American (11/25/88)	14
7. Blair Green vs. Alabama State (11/07/18)	13
Pattresa Leonard vs. Kentucky State (11/24/89)	13
A'dia Mathies vs. Boston (11/13/09)	13
Tatyana Wyatt vs. Sacramento State (11/10/17)	13
11. Debbie Hoskins vs. Louisville (11/27/87)	12
Josh Mills vs. Kentucky State (11/24/89)	12
Bernisha Pinkett vs. Morehead (11/12/10)	12



YEAR-BY-YEAR SCORING - TOTAL POINTS LEADERS

Year	Player	Cl	Pos.	G	Pts	Avg.
1974-75	Pam Browning	FR	C	26	297	11.4
1975-76	Pam Browning	SO	C	20	268	13.4
1976-77	Pam Browning	JR	C	26	663	25.5
1977-78	Maria Donhoff	FR	G	33	413	12.5
1978-79	Liz Lukschu	SO	C	29	400	14.8
1979-80	Valerie Still	FR	C	29	641	22.1
1980-81	Valerie Still	SO	C	31	628	20.9
1981-82	Valerie Still	JR	C	32	794	24.8
1982-83	Valerie Still	SR	C	28	700	25.0
1983-84	Leslie Nichols	SO	F	27	496	18.4
1984-85	Leslie Nichols	JR	F	27	497	18.4
1985-86	Leslie Nichols	SR	F	29	486	16.7
1986-87	Bebe Croley	JR	F	28	495	17.7
1987-88	Bebe Croley	SR	F	23	402	17.5
1988-89	Kristi Cushenberry	FR	G/F	28	361	12.9
1989-90	Vanessa Foster-Sutton	SR	C	31	388	12.5
1990-91	Stacy McIntyre	JR	F	29	434	15.0
1991-92	Stacy McIntyre	SR	F	30	483	16.1
1992-93	Jocelyn Mills	SR	C	28	432	15.4
1993-94	Stacey Reed	JR	G	28	509	18.2
1994-95	Stacey Reed	SR	G	28	387	13.8
1995-96	Shaunda Roberts	SO	F	27	481	17.8
1996-97	Shaunda Roberts	JR	F	24	182	13.0
1997-98	Jaye Barnes	JR	F	28	411	14.7
1998-99	Tiffany Wait	JR	G	32	437	13.7
1999-2000	LaTonya McDole	SO	F	29	335	11.6
2000-01	LaTonya McDole	JR	F	27	345	12.8
2001-02	Selia "SeSe" Helm	SO	C	29	492	17.0
2002-03	Rita Adams	SR	G	25	340	13.6
2003-04	Sara Potts	JR	G/F	28	469	16.8
2004-05	Sara Potts	SR	G/F	33	530	15.6
2005-06	Sam Mahoney	SO	G	31	370	11.9
2006-07	Sarah Elliott	JR	C	34	460	13.5
2007-08	Sam Mahoney	SR	G	33	448	13.6
2008-09	Victoria Dunlap	SO	F	32	411	12.8
2009-10	Victoria Dunlap	JR	F	35	633	18.1
2010-11	Victoria Dunlap	SR	F	34	562	17.0
2011-12	A'dia Mathies	JR	G	34	509	15.0
2012-13	A'dia Mathies	SR	G	36	579	16.1
2013-14	Jennifer O'Neill	JR	G	35	441	12.6
2014-15	Makayla Epps	SO	G	34	506	14.9
2015-16	Makayla Epps	JR	G	32	546	17.1
2016-17	Makayla Epps	SR	G	33	583	17.7
2017-18	Maci Morris	JR	G	31	537	17.3
2018-19	Rhyne Howard	FR	G	32	525	16.4
2019-20	Rhyne Howard	SO	G	27	633	23.4

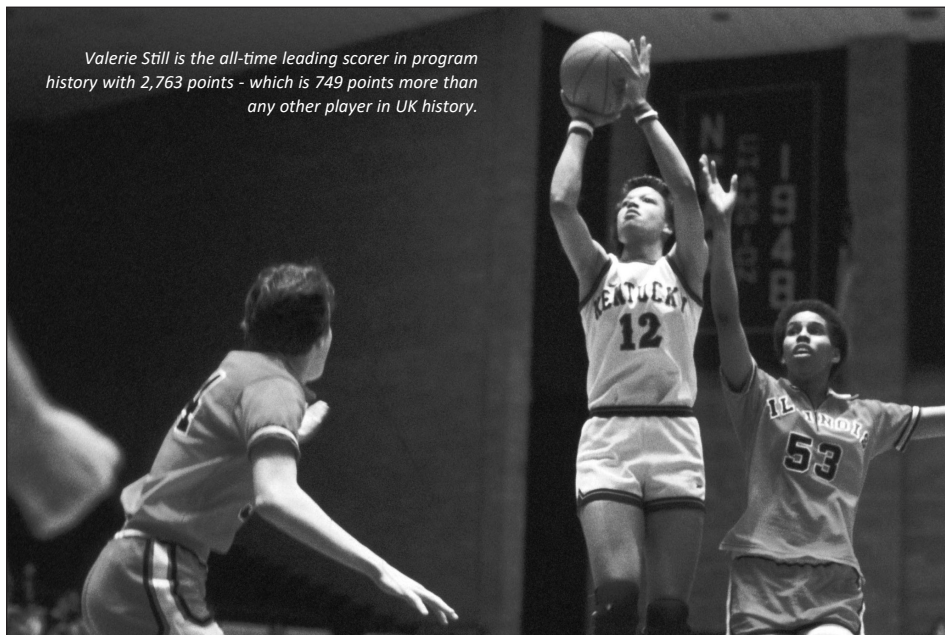
ALL-TIME LEADING SCORERS - VARSITY CAREER (1,000-PT CLUB)

Player (Position)	Years	Seasons	Games	Average	Points
1. Valerie Still (C)	4	1979-83	119	23.2	2,763
2. A'dia Mathies (G)	4	2010-2013	140	14.4	2,014
3. Victoria Dunlap (F)	4	2008-2011	133	13.9	1,846
4. Leslie Nichols (F)	4	1982-86	111	18.2	1,797
5. Makayla Epps (G)	4	2013-2017	133	13.5	1,790
6. Maci Morris (G)	4	2015-19	129	13.1	1,692
7. Samantha Mahoney (G)	4	2005-2008	132	12.1	1,601
8. Pam Browning (C)	4	1974-78	107	14.9	1,598
9. Sara Potts (G/F)	4	2001-2005	117	13.4	1,563
10. Sarah Elliott (C)	4	2005-2008	132	11.4	1,502
11. Elisabeth Lukschu (C)	4	1977-81	119	12.5	1,488
12. Selia "SeSe" Helm (C)	4	2000-2004	108	13.8	1,487
13. Stacey Reed (G)	4	1991-95	114	13.0	1,482
14. Jennifer O'Neill (G)	5	2010-2015	133	10.9	1,449
15. Tiffany Wait (G)	5	1995-2000	122	11.8	1,445
16. Jodie Whitaker (G)	4	1985-89	111	12.9	1,433
17. Taylor Murray (G)	4	2016-19	127	10.7	1,359
18. Kristi Cushenberry (G)	4	1988-92	118	11.5	1,358
19. Belitta Croley (F)	4	1984-88	94	14.2	1,339
20. Bria Goss (G)	4	2012-2015	134	9.8	1,318
21. Stacy McIntyre (F)	4	1988-92	116	10.5	1,215
22. Maria Donhoff (G)	4	1977-81	121	9.8	1,187
23. LaTonya McDole (F)	4	1998-2002	117	10.1	1,180
24. Lea Wise (G)	4	1979-83	120	9.8	1,179
25. Patty Jo Hedges (G)	4	1979-83	120	9.8	1,176
26. Jocelyn Mills (C)	4	1989-93	103	11.4	1,170
27. Rhyne Howard (G)	2	2019-Pres.	59	19.6	1,158
28. Karen Mosley (F)	4	1982-86	109	10.4	1,135
29. Janet Timperman (G)	4	1975-79	N/A	N/A	1,080
30. Tedra Eberhart (G)	4	1990-94	113	9.5	1,071
31. Kim Denkins (C)	4	1994-98	107	9.9	1,057
32. Debbie Miller (G)	4	1983-87	109	8.5	1,031
33. Laura Meadows (F)	3	1997-2000	89	11.5	1,024
Jane Thompson (G)	4	2012-2016	119	8.6	1,024
Sandy Harding (G)	4	1983-87	111	9.2	1,023

QUICKEST TO 1,000 POINTS (BY GAMES PLAYED)

Name	Years	Games to 1,000	Date	Opponent	Total Points	Total Games
1. Valerie Still	1979-83	44	1/27/81	Eastern Kentucky	2,763	119
2. Rhyne Howard	2019-Pres.	53	2/16/2020	Mississippi State	1,158	59
2. Leslie Nichols	1982-86	66	12/29/84	Old Dominion	1,797	111
3. Selia Helm	2000-2004	73	2/9/03	Vanderbilt	1,487	108
4. A'dia Mathies	2010-2013	74	11/19/11	Southern Miss	1,435	104
5. Victoria Dunlap	2008-2011	85	1/31/10	Mississippi State	1,846	133

Valerie Still is the all-time leading scorer in program history with 2,763 points - which is 749 points more than any other player in UK history.



REBOUNDING

TEAM RECORDS

MOST REBOUNDS

Game: 67 vs. Wright State (3/22/14) & vs. Morehead State (11/18/15)

Season: 1,513 (2013-14) [35 games]

By The Opponent: 1,392 (2014-15) [34 games]

HIGHEST REBOUNDING AVERAGE

Season: 48.7 (1979-80) [1,413 in 29 games]

By An Opponent: 40.9 (2014-05) [1,392 in 34 games]

HIGHEST REBOUNDING MARGIN

Season: +16.5 (1979-80)

INDIVIDUAL RECORDS

MOST REBOUNDS

Game: 27, Valerie Still vs. National College (2/9/82)

Season: 457, Valerie Still (1981-82)

Career: 1,525, Valerie Still (1979-83)

HIGHEST REBOUNDING AVERAGE

Season: 16.8, Pam Browning (1974-75) [419 in 25 games]

Career: 12.8, Valerie Still (1979-83) [1,525 in 119 games]

CAREER LEADERS

REBOUNDS

Player	Seasons	G	Avg	Reb
1. Valerie Still	1979-83	119	12.8	1,525
2. Victoria Dunlap	2008-11	133	8.3	1,099
3. J. Humphrey	2003-07	129	7.5	964
4. Leslie Nichols	1982-86	111	7.9	877
5. Sarah Elliott	2005-08	132	6.1	800
6. Debra Oden	1976-80	109	7.2	785
7. Samarie Walker	2012-14	96	8.1	777
8. Kim Denkins	1994-98	107	7.1	762
9. Liz Lukschu	1977-81	119	6.1	722
10. LaTonya McDole	1998-2002	116	6.1	711

REBOUNDING AVERAGE (MIN. 50 GAMES PLAYED)

Player	Seasons	G	Reb	Avg
1. Valerie Still	1979-83	119	1,525	12.8
2. Evelyn Akhator	2015-17	66	664	10.1
3. Victoria Dunlap	2008-11	133	1,099	8.3
4. Samarie Walker	2012-14	96	777	8.1
5. Leslie Nichols	1982-86	111	877	7.9
6. J. Humphrey	2003-07	129	964	7.5
7. Debra Oden	1976-80	109	785	7.2
8. Kim Denkins	1994-98	107	762	7.1
9. Jocelyn Mills	1989-93	103	703	6.8
10. Rhyne Howard	2019-Pres.	59	387	6.6
11. Bebe Croley	1984-88	94	599	6.4

SINGLE-SEASON LEADERS

REBOUNDS

Player	Season	G	Avg	Reb
1. Valerie Still	1981-82	32	14.3	457
2. Valerie Still	1979-80	29	13.9	403
3. Debra Oden	1977-78	35	10.6	371
4. Evelyn Akhator	2016-17	33	10.8	358
5. Jennifer Humphrey	2006-07	34	10.3	351
6. Valerie Still	1982-83	28	12.0	336
7. Valerie Still	1980-81	30	10.9	329
8. Evelyn Akhator	2015-16	33	9.3	306
9. Samarie Walker	2013-14	35	8.7	305
10. Victoria Dunlap	2009-10	35	8.4	293
Samarie Walker	2012-13	36	8.1	293

BY A FRESHMAN:

403 Valerie Still 1980

BY A SOPHOMORE:

371 Debra Oden 1978

BY A JUNIOR:

457 Valerie Still 1982

BY A SENIOR:

358 Evelyn Akhator 2017

REBOUNDING AVERAGE

Player	Season	G	Reb	Avg
1. Valerie Still	1981-82	32	457	14.3
2. Valerie Still	1979-80	29	403	13.9
3. Valerie Still	1982-83	28	336	12.0
4. Valerie Still	1980-81	30	329	10.9
5. Evelyn Akhator	2016-17	33	358	10.8
6. Debra Oden	1977-78	35	371	10.6
7. Jennifer Humphrey	2006-07	34	351	10.3
8. Evelyn Akhator	2015-16	33	306	9.3
9. Leslie Nichols	1984-85	29	247	9.1
Victoria Dunlap	2008-09	32	290	9.1
10. Kim Denkins	1995-96	27	242	9.0

BY A FRESHMAN:

13.9 Valerie Still (403 in 29 games) 1980

BY A SOPHOMORE:

10.9 Valerie Still (329 in 30 games) 1981

BY A JUNIOR:

14.3 Valerie Still (457 in 32 games) 1982

BY A SENIOR:

12.0 Valerie Still (336 in 28 games) 1983

SINGLE-GAME HIGHS

REBOUNDS

Player	Opponent (Date)	Reb
1. Valerie Still	National College (2/9/82)	27
2. Valerie Still	Rutgers (1/12/80)	26
3. Pam Browning	UT-Martin (1/22/77)	23
Victoria Dunlap	Louisville (12/5/10)	23
Evelyn Akhator	Ohio State (3/19/17)	23
5. Valerie Still	UT-Chattanooga (11/30/81)	21
6. Valerie Still	Charleston (12/19/82)	20
Debra Oden	Morehead (3/4/78)	20
Jennifer Humphrey	Auburn (1/21/07)	20
DeNesha Stallworth	Mississippi State (2/27/14)	20
10. J. Humphrey	Arkansas (3/1/07)	19

BY A FRESHMAN:

26 Valerie Still vs. Rutgers Jan. 12, 1980

BY A SOPHOMORE:

20 Debra Oden vs. Morehead March 4, 1978

BY A JUNIOR:

27 Valerie Still vs. National College Feb. 9, 1982

BY A SENIOR:

23 Victoria Dunlap vs. Louisville Dec. 5, 2010

23 Evelyn Akhator vs. Ohio State March 19, 2017

YEAR-BY-YEAR REBOUNDING LEADERS

Year	Name	Class	Pos.	Games	Rebounds	Avg.
1977-78	Debra Oden	So.	F	35	371	10.6
1978-79	Debra Oden	Jr.	F	29	225	7.8
1979-80	Valerie Still	Fr.	F/C	29	403	13.9
1980-81	Valerie Still	So.	F/C	30	329	10.9
1981-82	Valerie Still	Jr.	F/C	32	457	14.3
1982-83	Valerie Still	Sr.	F/C	28	336	12.0
1983-84	Leslie Nichols	So.	F	27	218	8.0
1984-85	Leslie Nichols	Jr.	F	27	247	9.1
1985-86	Leslie Nichols	Sr.	F	29	215	7.4
1986-87	Debbie Miller	Sr.	C	28	223	8.0
1987-88	Belitta Croley	Sr.	F	23	190	8.3
1988-89	V. Foster-Sutton	Jr.	C	28	172	6.1
1989-90	V. Foster-Sutton	Sr.	C	31	236	7.6
1990-91	Jocelyn Mills	So.	C	28	250	8.9
1991-92	Pattresa Leonard	Jr.	F/C	21	127	6.0
1992-93	Jocelyn Mills	Sr.	C	28	210	7.5
1993-94	Stacey Reed	Jr.	G	28	191	6.8
1994-95	Stacey Reed	Sr.	G	28	190	6.8
1995-96	Kim Denkins	So.	C	27	242	9.0
1996-97	Kim Denkins	Jr.	C	25	193	7.7
1997-98	Kim Denkins	Sr.	C	28	185	6.6
1998-99	Shantia Owens	Jr.	C	32	206	6.4
1999-2000	Shantia Owens	Sr.	C	29	219	7.6
2000-01	LaTonya McDole	Jr.	F	27	193	7.1
2001-02	SeSe Helm	So.	C	29	194	6.7
2002-03	SeSe Helm	Jr.	C	27	176	6.5
2003-04	SeSe Helm	Sr.	C	28	190	6.8
2004-05	Jennifer Humphrey	Jr.	F/C	34	199	6.0
2005-06	Jennifer Humphrey	Sr.	F/C	31	264	8.5
2006-07	Jennifer Humphrey	Sr.	F/C	34	351	10.3
2007-08	Victoria Dunlap	Fr.	F	33	228	6.9
2008-09	Victoria Dunlap	So.	F	32	290	9.1
2009-10	Victoria Dunlap	Jr.	F	35	293	8.4
2010-11	Victoria Dunlap	Sr.	F	33	288	8.7
2011-12	Samarie Walker	So.	F	25	179	7.2
2012-13	Samarie Walker	Jr.	F	36	293	8.1
2013-14	Samarie Walker	Sr.	C	35	305	8.7
2014-15	Linnae Harper	So.	G	34	240	7.1
2015-16	Evelyn Akhator	Jr.	F	33	306	9.3
2016-17	Evelyn Akhator	Sr.	F	33	358	10.8
2017-18	Alyssa Rice	Sr.	C	32	184	5.8
2018-19	Rhyne Howard	Fr.	G	32	212	6.6
2019-20	Rhyne Howard	So.	G	27	175	6.5



ASSISTS

TEAM RECORDS

MOST ASSISTS

Game: 33 vs. Michigan (1/23/82) and @ Detroit-Mercy (12/28/83)
Season: 665 (1981-82) [32 games]

MOST ASSISTS PER GAME

Season: 20.8, (1981-82) [665 in 32 games]

INDIVIDUAL RECORDS

MOST ASSISTS

Game: 16, Patty Jo Hedges vs. Cincinnati (1/15/82)
Season: 209, Patty Jo Hedges (1981-82) [32 games]
Career: 731, Patty Jo Hedges (1979-83) [120 games]

MOST ASSISTS PER GAME

Season: 7.1, Patty Jo Hedges (1979-83) [200 in 28 games]
Career: 6.4, Sandy Harding (1983-87) [706 in 111 games]

CAREER LEADERS

ASSISTS

Player	Seasons	G	Avg	Asst
1. Patty Jo Hedges	1980-83	120	6.091	731
2. Sandy Harding	1983-87	111	6.360	706
3. Jodie Whitaker	1985-89	111	4.180	464
Lea Wise	1979-83	120	3.866	464
5. Taylor Murray	2016-19	127	3.543	450
6. Stacey Reed	1991-95	114	3.877	442
7. Amber Smith	2008-12	123	3.455	425
8. Makayla Epps	2013-17	133	3.067	408
9. Rita Adams	1999-03	110	3.636	400
10. Tracye Davis	1987-91	113	3.247	367

ASSISTS PER GAME

Player	Seasons	G	Asst	Avg
1. Sandy Harding	1983-87	111	706	6.360
2. Patty Jo Hedges	1979-83	120	731	6.091
3. Jodie Whitaker	1985-89	111	464	4.180
4. Stacey Reed	1991-95	114	442	3.877
5. Lea Wise	1979-83	120	464	3.866
6. Amber Smith	2008-12	123	425	3.455
7. Angela Phillips	2003-05	62	230	3.710
8. Rita Adams	1999-2003	110	400	3.636
9. Taylor Murray	2016-19	127	450	3.543
10. Tracye Davis	1987-91	113	367	3.247
11. Makayla Epps	2013-17	133	408	3.067

SINGLE-SEASON LEADERS

ASSISTS

Player	Season	G	Avg	Assists
1. Patty Jo Hedges	1981-82	32	6.53	209
2. Patty Jo Hedges	1982-83	28	7.14	200
3. Sandy Harding	1986-87	28	6.60	185
4. Sandy Harding	1985-86	28	6.53	183
5. Patty Jo Hedges	1980-81	31	5.83	181
6. Jodie Whitaker	1987-88	29	6.10	177
7. Sandy Harding	1984-85	27	6.29	170
8. Sandy Harding	1983-84	28	6.00	168
9. Rita Adams	2001-02	29	5.58	162
10. Amber Smith	2009-10	36	4.47	161

BY A FRESHMAN:

168 Sandy Harding1983-84

BY A SOPHOMORE:

181 Patty Jo Hedges1980-81

BY A JUNIOR:

209 Patty Jo Hedges1981-82

BY A SENIOR:

200 Patty Jo Hedges1982-83

ASSISTS PER GAME

Player	Season	G	Assists	Avg
1. Patty Jo Hedges	1982-83	28	200	7.14
2. Patty Jo Hedges	1981-82	32	209	6.53
3. Sandy Harding	1986-87	28	185	6.60
4. Sandy Harding	1985-86	28	183	6.53
5. Patty Jo Hedges	1980-81	31	181	5.83
6. Jodie Whitaker	1987-88	29	177	6.10
7. Sandy Harding	1984-85	27	170	6.29
8. Sandy Harding	1983-84	28	168	6.00
9. Rita Adams	2001-02	29	162	5.58

SINGLE-GAME HIGHS

ASSISTS

Player	Opponent (Date)	Assists
1. Patty Jo Hedges	Cincinnati (1/15/82)	16
2. Patty Jo Hedges	LSU (2/27/82)	15
Sandy Harding	Dayton (1/14/86)	15
4. Jodie Whitaker	East Carolina (11/28/87)	14
Patty Jo Hedges	Memphis State (1/3/83)	14
6. Tracye Davis	Tennessee State (1/30/88)	13
7. Makayla Epps	Morehead State (11/18/15)	12
Stacey Reed	Detroit (12/1/93)	12
Jodie Whitaker	Miami (2/8/86)	12
Leslie Nichols	Detroit (2/26/86)	12

YEAR-BY-YEAR ASSIST LEADERS

Year	Player	Class	Pos.	G	Asst.	Avg.
1977-78	Debbie Mack	Jr.	G	35	123	3.5
1978-79	Geri Grigsby	So.	G	29	102	3.5
1979-80	Patty Jo Hedges	Fr.	G	29	141	4.9
1980-81	Patty Jo Hedges	So.	G	31	181	5.8
1981-82	Patty Jo Hedges	Jr.	G	32	209	6.5
1982-83	Patty Jo Hedges	Sr.	G	28	200	7.1
1983-84	Sandy Harding	Fr.	G	28	168	6.0
1984-85	Sandy Harding	So.	G	27	170	6.3
1985-86	Sandy Harding	Jr.	G	28	183	6.5
1986-87	Sandy Harding	Sr.	G	28	185	6.6
1987-88	Jodie Whitaker	Jr.	G	29	177	6.1
1988-89	Jodie Whitaker	Sr.	G	28	78	2.8
1989-90	Malinka Salhi	Sr.	G	31	146	4.7
1990-91	Tracye Davis	Sr.	G	26	113	4.3
1991-92	Stacey Reed	Fr.	G	30	90	3.0
1992-93	Stacey Reed	So.	G	28	101	3.6
1993-94	Stacey Reed	Jr.	G	28	138	4.9
1994-95	Stacey Reed	Sr.	G	28	113	4.0
1995-96	Christina Jansen	Sr.	G	27	127	4.7
1996-97	Tiffany Wait	So.	G/F	27	103	3.8
1997-98	Natalie Martinez	So.	G	28	95	3.4
1998-99	Erica Jackson	Jr.	G	31	129	4.2
1999-2000	Erica Jackson	Sr.	G	29	91	3.1
2000-01	Rita Adams	So.	G	27	88	3.3
2001-02	Rita Adams	Jr.	G	29	162	5.6
2002-03	Rita Adams	Sr.	G	27	68	2.7
2003-04	Angela Phillips	Fr.	G	28	119	4.3
2004-05	Angela Phillips	So.	G	34	111	3.3
2005-06	Carly Ormerod	Fr.	G	31	101	3.3
2006-07	Carly Ormerod	So.	G	34	122	3.6
2007-08	Samantha Mahoney	Sr.	G	33	74	2.2
2008-09	Amber Smith	So.	PG	32	114	3.6
2009-10	Amber Smith	Jr.	PG	36	161	4.5
2010-11	A'dia Mathies	So.	G	34	89	2.6
2011-12	A'dia Mathies	Jr.	G	34	93	3.4
2012-13	Jennifer O'Neill	R-So.	PG	36	99	2.7
2013-14	Janee Thompson	So.	PG	35	107	3.1
2014-15	Makayla Epps	So.	G	34	101	2.9
2015-16	Janee Thompson	Sr.	G	33	157	4.5
2016-17	Makayla Epps/Taylor Murray	Sr./So.	G/G	33/30	118/118	3.5/3.9
2017-18	Taylor Murray	Jr.	G	32	136	4.2
2018-19	Taylor Murray	Sr.	G	32	123	3.8
2019-20	Jaida Roper	Sr.	G	30	102	3.4



BLOCKS

TEAM RECORDS

MOST BLOCKS

Game: 19 vs. North Carolina A&T (12/6/06)
Season: 181 (2012-13) [36 games]

MOST BLOCKS PER GAME

Season: 5.0 (2012-13) [181 in 36 games]

INDIVIDUAL RECORDS

MOST BLOCKS

Game: 7, DeNesha Stallworth vs. Texas A&M (2/18/13)
Season: 66, Victoria Dunlap (2009-10) [35 games]
Career: 195, Sarah Elliott (2005-08) [132 games]

MOST BLOCKS PER GAME

Season: 1.885, Victoria Dunlap (2009-10) [66 in 35 games]
Career: 1.47, Sarah Elliott (2005-08) [195 in 132 games]

CAREER LEADERS

BLOCKS

Player	Seasons	G	Avg	Blks
1. Sarah Elliott	2005-2008	132	1.47	195
2. Victoria Dunlap	2008-2011	133	1.34	178
3. Valerie Still	1979-83	119	1.31	156
4. Azia Bishop	2012-2015	134	1.13	152
5. Jennifer Humphrey	2003-2007	129	0.83	107
6. Leslie Nichols	1982-86	111	0.92	102
7. Samarie Walker	2012-2014	96	1.00	96
8. Laura Meadows	1997-2000	89	1.17	95
9. Alyssa Rice	2015-2018	125	0.74	93
10. KeKe McKinney	2018-Pres.	87	0.97	85

BLOCKS PER GAME (MIN. 50 BLOCKS)

Player	Seasons	G	Blks	Avg
1. Sarah Elliott	2005-2008	132	195	1.47
2. DeNesha Stallworth	2013-2014	65	87	1.34
3. Shantia Owens	1998-2000	61	81	1.33
Victoria Dunlap	2008-2011	133	178	1.33
5. Valerie Still	1979-83	119	156	1.31
6. Victoria Dunlap	2008-2011	100	129	1.29
7. Laura Meadows	1997-2000	89	95	1.17
8. Lisa Ellis	1988-90	59	68	1.15
9. Azia Bishop	2012-2015	134	152	1.13
10. Samarie Walker	2012-2014	96	96	1.00

SINGLE-SEASON LEADERS

BLOCKS

Player	Season	G	Avg	Blks
1. Victoria Dunlap	2009-2010	35	1.885	66
2. Sarah Elliott	2007-2008	33	1.696	56
Samarie Walker	2012-2013	36	1.555	56
4. Valerie Still	1980-81	31	1.709	53
Azia Bishop	2014-2015	33	1.606	53
6. DeNesha Stallworth	2012-2013	35	1.485	52
7. Sarah Elliott	2006-2007	34	1.471	50
8. Sarah Elliott	2004-2005	34	1.484	49
Victoria Dunlap	2010-2011	33	1.484	49
10. Valerie Still	1979-80	29	1.586	46

BY A FRESHMAN:

49 Sarah Elliott.....2005

BY A SOPHOMORE:

53 Valerie Still1981

BY A JUNIOR:

66 Victoria Dunlap.....2010

BY A SENIOR:

56 Sarah Elliott.....2008

BLOCKS PER GAME (MIN. 30 BLOCKS)

Player	Season	G	Blks	Avg
1. Victoria Dunlap	2009-2010	35	66	1.888
2. Valerie Still	1980-81	31	53	1.709
3. Sarah Elliott	2007-2008	33	56	1.696
4. KeKe McKinney	2018-Pres.	26	42	1.615
5. Azia Bishop	2014-2015	33	53	1.606
6. Valerie Still	1979-80	29	46	1.586
7. Samarie Walker	2012-2013	36	56	1.555
8. Pattresa Leonard	1990-91	29	44	1.517
9. Sarah Elliott	2004-2005	34	49	1.484
10. Shantia Owens	1999-2000	29	43	1.482
11. Sarah Elliott	2006-2007	34	50	1.471

SINGLE-GAME HIGHS

BLOCKS

Player	Opponent (Date)	Blks
1. DeNesha Stallworth	Texas A&M (2/18/2013)	7
2. Alexis Jennings	Oklahoma (3/21/16)	6
Azia Bishop	Tennessee State (12/28/14)	6
Sarah Elliott	NCA&T (12/6/2005)	6
Laura Meadows	Nebraska (11/29/99)	6
Lisa Ellis	Middle Tennessee (1/8/89)	6
Jody Runge	Memphis State (1/31/82)	6
7. KeKe McKinney	Alabama (2/06/2020)	6
Dorie Harrison	Evansville (12/5/2017)	5
Evelyn Akhator	Morehead State (11/18/15)	5
DeNesha Stallworth	Wright State (3/22/2014)	5
Azia Bishop	Central Michigan (11/17/2013)	5
Victoria Dunlap	Mississippi State (3/6/2010)	5
Jenn'e Jackson	Furman (12/6/2008)	5
Sarah Elliott	Marquette (3/30/2008)	5
Sarah Elliott	James Madison (3/26/2008)	5
Sarah Elliott	Louisville (12/20/2007)	5
Sarah Elliott	West Virginia (3/28/2005)	5
Shantia Owens	Winthrop (1/3/2000)	5
Shantia Owens	Ole Miss (1/10/99)	5
Lisa Ellis	Kentucky State (1/16/89)	5
Leslie Nichols	Old Dominion (1/10/86)	5

Note: Records kept since 1978-79 season

YEAR-BY-YEAR BLOCKS LEADERS

Year	Player	Class	Pos	G	Blks	Avg.
1978-79	Liz Lukschu	So.	F/C	29	22	0.7
1979-80	Valerie Still	Fr.	F/C	29	46	1.6
1980-81	Valerie Still	So.	F/C	31	53	1.7
1981-82	Valerie Still	Jr.	F/C	32	39	1.2
1982-83	Leslie Nichols	Fr.	F	28	38	1.3
1983-84	Jody Runge	Jr.	C	28	32	1.1
1984-85	Leslie Nichols	Jr.	F	23	28	1.2
1985-86	Leslie Nichols	Sr.	F	30	29	1.0
1986-87	Debbie Miller	Sr.	G	28	22	0.8
Melanie Warren	Sr.	C	28	22	0.8	
1987-88	Bebe Croley	Sr.	F	29	16	0.5
1988-89	Lisa Ellis	Jr.	C	28	29	1.0
1989-90	Lisa Ellis	Sr.	C	31	39	1.2
1990-91	Pattresa Leonard	So.	F/C	29	44	1.5
1991-92	Jennifer Gray	So.	C	30	18	0.6
1992-93	Jennifer Gray	Jr.	C	28	15	0.5
1993-94	Jennifer Gray	Sr.	C	28	19	0.6
Christe Jordan	Sr.	F	28	19	0.6	
1994-95	Karri Koach	Sr.	C	28	30	1.1
1995-96	Kim Denkins	So.	C	27	15	0.5
1996-97	Kim Denkins	Jr.	C	25	13	0.5
1997-98	Laura Meadows	Fr.	G/F	28	35	1.2
1998-99	Shantia Owens	Jr.	C	32	38	1.2
1999-00	Shantia Owens	Sr.	C	29	43	1.5
2000-01	Rita Adams	So.	G	27	19	0.7
2001-02	Rita Adams	Jr.	G	29	17	0.6
2002-03	Rita Adams	Sr.	G	25	29	1.2
2003-04	Keiko Tate	Jr	F	26	20	0.8
2004-05	Sarah Elliott	Fr.	C	34	49	1.4
2005-06	Sarah Elliott	So.	C	31	40	1.3
2006-07	Sarah Elliott	Jr.	C	34	50	1.4
2007-08	Sarah Elliott	Sr.	C	33	56	1.6
2008-09	Victoria Dunlap	So.	F	32	38	1.2
2009-10	Victoria Dunlap	Jr.	F	35	66	1.9
2010-11	Victoria Dunlap	Sr.	F	33	49	1.5
2011-12	Azia Bishop	Fr.	C	32	31	0.8
2012-13	Samarie Walker	Jr.	F	36	56	1.5
2013-14	Azia Bishop	Jr.	C	35	41	1.2
2014-15	Azia Bishop	Sr.	C	33	53	1.6
2015-16	Evelyn Akhator	Jr.	F	33	32	1.0
2016-17	Evelyn Akhator	Sr.	F	33	29	0.8
2017-18	Alyssa Rice	Sr.	C	32	36	1.1
2018-19	KeKe McKinney	So.	F	31	29	0.9
2019-20	KeKe McKinney	Jr.	F	26	42	1.6



STEALS

TEAM RECORDS

MOST STEALS

Game: 28 vs. West Virginia (12/12/93)
Season: 429 (2012-13) [36 games]

MOST STEALS PER GAME

Season: 13.1 (1990-91) [29 games]

INDIVIDUAL RECORDS

MOST STEALS

Game: 11, Leslie Nichols vs. Louisville (2/14/86)
Season: 107, Victoria Dunlap (2009-10) [35 games]
Career: 320, A'dia Mathies (2010-13) [140 games]

MOST STEALS PER GAME

Season: 3.58, Rita Adams (2001-02) [104 in 29 games]; Leslie Nichols (1985-86) [104 in 29 games]
Career: 2.71, Stacey Reed (1991-95) [309 in 114 games]

CAREER LEADERS

STEALS

Player	Seasons	G	Avg	Stls
1. A'dia Mathies	2010-2013	140	2.285	320
2. Stacey Reed	1991-95	114	2.710	309
3. Victoria Dunlap	2008-2011	133	2.310	307
4. Taylor Murray	2016-19	127	2.259	287
5. Leslie Nichols	1982-86	111	2.504	278
6. Patty Jo Hedges	1979-83	120	2.266	272
7. Rita Adams	1999-2003	110	2.427	267
8. LaTonya McDole	1998-2002	117	2.076	243
9. Christina Jansen	1992-96	107	2.140	229
10. Sandy Harding	1983-87	111	2.018	224

STEALS PER GAME (MIN. 75 STEALS)

Player	Seasons	G	Stls	Avg
1. Stacey Reed	1991-95	114	309	2.710
2. Leslie Nichols	1982-86	111	278	2.504
3. Rita Adams	1999-2003	110	267	2.427
4. Victoria Dunlap	2008-2011	133	307	2.310
5. A'dia Mathies	2010-2013	140	320	2.285
6. Taylor Murray	2016-19	127	287	2.259
7. Patty Jo Hedges	1979-83	120	272	2.266
8. Rhyne Howard	2019-Pres.	59	130	2.203
8. Christina Jansen	1992-96	107	229	2.140
9. LaTonya McDole	1998-2002	117	243	2.076
10. Sandy Harding	1983-87	111	224	2.018

SINGLE-SEASON LEADERS

STEALS

Player	Season	G	Avg	Stls
1. Victoria Dunlap	2009-2010	35	3.0	107
2. Leslie Nichols	1985-86	29	3.6	104
Rita Adams	2001-2002	29	3.6	104
4. Taylor Murray	2018-19	32	3.2	103
5. Victoria Dunlap	2010-2011	33	3.0	100
6. Stacey Reed	1993-94	28	3.5	97
7. A'dia Mathies	2009-2010	36	2.6	93
8. Malinka Salhi	1989-90	31	2.9	90
9. A'dia Mathies	2011-2012	34	2.5	87
10. Patty Jo Hedges	1980-81	31	2.5	78

BY A FRESHMAN:

93 A'dia Mathies (36 games) 2009-2010

BY A SOPHOMORE:

78 Patty Jo Hedges (31 games) 1980-81

BY A JUNIOR:

107 Victoria Dunlap (35 games) 2009-2010

BY A SENIOR:

104 Leslie Nichols (29 games) 1985-86

STEALS PER GAME (MIN. 30 STEALS)

Player	Season	G	Stls	Avg
1. Leslie Nichols	1985-86	29	104	3.586
Rita Adams	2001-2002	29	104	3.586
3. Stacey Reed	1993-94	28	97	3.464
4. Taylor Murray	2018-19	32	103	3.218
5. Victoria Dunlap	2009-2010	35	107	3.057
6. Malinka Salhi	1989-90	31	90	2.903
7. Leslie Nichols	1984-85	27	74	2.740
8. Stacey Reed	1994-95	28	75	2.678
9. A'dia Mathies	2011-2012	34	87	2.600
10. A'dia Mathies	2009-2010	36	93	2.583

SINGLE-GAME HIGHS

STEALS

Player	Opponent (Date)	Steals
1. Leslie Nichols	Louisville (2/14/86)	11
2. Rita Adams	VCU (12/16/2001)	9
A'dia Mathies	Nebraska Omaha (11/22/2011)	9
4. 13 players	Last, Victoria Dunlap vs. Louisville (12/20/2009) and A'dia Mathies vs. Mississippi Valley State (1/1/2010)	8
15. 13 players	Last, Rhyne Howard vs. Rhode Island (12/06/18)	7

Note: Records kept since 1978-79 season

YEAR-BY-YEAR STEALS LEADERS

Year	Player	Class	Pos	G	Steals	Avg.
1978-79	Janet Timperman	Sr.	G/F	29	52	1.8
1979-80	Patty Jo Hedges	Fr.	G	29	60	2.1
1980-81	Patty Jo Hedges	So.	G	31	78	2.5
1981-82	Patty Jo Hedges	Jr.	G	32	61	1.9
1982-83	Patty Jo Hedges	Sr.	G	28	73	2.6
1983-84	Leslie Nichols	So.	F	27	64	2.4
1984-85	Leslie Nichols	Jr.	F	27	74	2.7
1985-86	Leslie Nichols	Sr.	F	29	104	3.6
1986-87	Bebe Croley	Jr.	G	28	73	2.6
1987-88	Jodie Whitaker	Jr.	G	29	44	1.5
1988-89	Malinka Salhi	Jr.	G	28	48	1.7
1989-90	Malinka Salhi	Sr.	G	31	90	2.9
1990-91	Stacy McIntyre	Jr.	F	29	68	2.3
1991-92	Stacey Reed	Fr.	G	30	69	2.3
1992-93	Stacey Reed	So.	G	28	68	2.4
1993-94	Stacey Reed	Jr.	G	28	97	3.5
1994-95	Stacey Reed	Sr.	G	28	75	2.7
1995-96	Christina Jansen	Sr.	G	27	63	2.3
1996-97	Nikki Hay	Jr.	G	27	50	1.9
1997-98	Tiffany Wait	Jr.	G/F	28	48	1.7
1998-99	Erica Jackson	Jr.	G	31	64	2.1
1999-2000	Erica Jackson	Sr.	G	29	68	2.3
2000-01	LaTonya McDole	Jr.	F	27	77	2.9
2001-02	Rita Adams	Jr.	G	29	104	3.6
2002-03	Rita Adams	Sr.	G	27	68	2.5
2003-04	Sara Potts	Jr.	G	28	38	1.4
	Shambria Jones	Sr.	F	28	38	1.4
2004-05	Sara Potts	Sr.	G/F	34	40	1.2
2005-06	Nastassia Alcuis	Jr.	G	31	43	1.4
2006-07	Carly Ormerod	Jr.	G	34	41	1.2
2007-08	Victoria Dunlap	Fr.	F	33	43	1.3
2008-09	Victoria Dunlap	So.	F	32	57	1.8
2009-10	Victoria Dunlap	Jr.	F	35	107	3.1
2010-11	Victoria Dunlap	Sr.	F	33	100	3.0
2011-12	A'dia Mathies	Jr.	G	34	87	2.6
2012-13	Samarie Walker	Jr.	F	36	72	2.0
2013-14	DeNesha Stallworth	Sr.	F	30	44	1.5
2014-15	Linnæ Harper	So.	G	34	69	2.0
2015-16	Taylor Murray	Fr.	G	33	56	1.6
2016-17	Taylor Murray	So.	G	30	61	2.0
2017-18	Taylor Murray	Jr.	G	32	67	2.1
2018-19	Taylor Murray	Sr.	G	32	103	3.2
2019-20	Rhyne Howard	So.	G	27	62	2.3





STREAKS

WIN STREAK

OVERALL

No.	Began	Ended
17	Nov. 17, 2012 vs. High Point (H) 80-46	Jan. 24, 2013 vs. South Carolina (A) 50-55
11	Nov. 13, 2015 vs. Rice (H) 72-39	Jan. 3, 2016 vs. Auburn (A) 61-66
11	Nov. 8, 2013 at Marist (A) 75-61	Dec. 22, 2013 vs. Duke (H) 61-69
11	Nov. 13, 2009 vs. Boston (H) 92-58	Dec. 28, 2009 vs. MTSU (A) 51-57
11	Jan. 6, 1983 vs. Middle Tennessee (H) 73-68	Feb. 9, 1983 vs. Tennessee (H) 85-95
10	Nov. 5, 2019 vs. Mount St. Mary's (H) 67-44	Dec. 15, 2019 vs. UofL (H) 67-66
10	Jan. 1, 2012 vs. Florida (A) 59-56	Feb. 5, 2012 vs. LSU (A) 51-61
10	Nov. 11, 2011 vs. Morehead State (A) 96-60	Dec. 18, 2011 vs. Notre Dame (A) 83-92
10	Jan. 5, 1980 vs. South Carolina State (A) 87-72	Feb. 2, 1980 vs. Tennessee (H) 83-91
9	Nov. 7, 2018 vs. Alabama State (H) 87-35	Dec. 9, 2018 at Louisville (A) 75-80
9	Nov. 30, 1989 vs. Miami (OH) (A) 61-56	Jan. 7, 1990 vs. Vanderbilt (A) 70-79
9	Dec. 1, 1980 vs. Charleston (H) 94-57	Jan. 11, 1981 vs. Rutgers (A) 67-69
8	Jan. 17, 2010 vs. Alabama (H) 88-63	Feb. 14, 2010 vs. Vanderbilt (A) 55-68
8	Dec. 8, 2006 vs. Alabama State (H) 75-46	Jan. 6, 2007 vs. Ohio State (A) 51-53
8	Nov. 18, 2005 vs. IUPUI (H) 81-52	Dec. 18, 2005 vs. #3 LSU (H) 36-66
8	Dec. 5, 1990 vs. Miami (OH) (H) 72-68	Jan. 6, 1991 vs. LSU (A) 74-78
8	Nov. 11, 1982 vs. East Carolina (H) 78-67	Jan. 3, 1983 vs. Memphis State (A) 71-75
8	Feb. 10, 1980 vs. Auburn (N) 88-59	March 6, 1980 vs. N.C. State (A) 63-71
7	Dec. 3, 1987 vs. Ohio State (H) 68-51	Jan. 4, 1998 vs. Florida (A) 58-100
7	Dec. 20, 1992 vs. Chicago State (N) 95-33	Jan. 16, 1993 vs. Auburn (H) 49-52
7	March 22, 1990 vs. Maine (N) 76-66	Dec. 2, 1990 vs. Indiana (A) 64-80
7	Feb. 20, 1982 vs. Florida (A) 89-87	March 20, 1982 vs. La. Tech (A) 60-82
7	Dec. 21, 1981 vs. UCLA (H) 83-72	Jan. 20, 1982 vs. Old Dominion (A) 68-91
7	Jan. 13, 1981 vs. Western Kentucky (A) 77-70	Jan. 31, 1981 vs. Auburn (N) 66-70
7	Jan. 13, 2011 vs. South Carolina (H) 66-48	Feb. 7, 2011 vs. Tennessee (H) 67-73
7	Nov. 5, 2017 vs. Southern Indiana (H) 87-56	Nov. 30, 2017 at Baylor (A) 90-63

SINGLE SEASON

No.	Began	Ended
17	Nov. 17, 2012 vs. High Point (H) 80-46	Jan. 24, 2013 vs. South Carolina (A) 50-55
11	Nov. 13, 2015 vs. Rice (H) 72-39	Jan. 3, 2016 vs. Auburn (A) 61-66
11	Nov. 8, 2013 at Marist (A) 75-61	Dec. 22, 2013 vs. Duke (H) 61-69
11	Nov. 13, 2009 vs. Boston (H) 92-58	Dec. 28, 2009 vs. MTSU (A) 51-57
11	Jan. 6, 1983 vs. Middle Tennessee (H) 73-68	Feb. 9, 1983 vs. Tennessee (H) 85-95
10	Nov. 5, 2019 vs. Mount St. Mary's (H) 67-44	Dec. 15, 2019 vs. UofL (H) 67-66
10	Jan. 1, 2012 vs. Florida (A) 59-56	Feb. 5, 2012 vs. LSU (A) 51-61
10	Nov. 11, 2011 vs. Morehead State (A) 96-60	Dec. 18, 2011 vs. Notre Dame (A) 83-92
10	Jan. 5, 1980 vs. South Carolina State (A) 87-72	Feb. 2, 1980 vs. Tennessee (H) 83-91
9	Nov. 7, 2018 vs. Alabama State (H) 87-35	Dec. 9, 2018 at Louisville (A) 75-80
9	Nov. 30, 1989 vs. Miami (OH) (A) 61-56	Jan. 7, 1990 vs. Vanderbilt (A) 70-79
9	Dec. 1, 1980 vs. Charleston (H) 94-57	Jan. 11, 1981 vs. Rutgers (A) 67-69
8	Jan. 17, 2010 vs. Alabama (H) 88-63	Feb. 14, 2010 vs. Vanderbilt (A) 55-68
8	Dec. 8, 2006 vs. Alabama State (H) 75-46	Jan. 6, 2007 vs. Ohio State (A) 51-53
8	Nov. 18, 2005 vs. IUPUI (H) 81-52	Dec. 18, 2005 vs. #3 LSU (H) 36-66
8	Dec. 5, 1990 vs. Miami (OH) (H) 72-68	Jan. 6, 1991 vs. LSU (A) 74-78
8	Nov. 11, 1982 vs. East Carolina (H) 78-67	Jan. 3, 1983 vs. Memphis State (A) 71-75
8	Feb. 10, 1980 vs. Auburn (N) 88-59	March 6, 1980 vs. N.C. State (A) 63-71

HOME COURT

No.	Began	Ended
34	Feb. 13, 2011 vs. LSU 49-47	Feb. 3, 2013 vs. Georgia 71-75
30	Feb. 12, 1980 vs. Northern Kentucky 62-61	Jan. 31, 1982 vs. Memphis State 69-70
25	March 19, 2009 vs. Chattanooga 81-76	Jan. 9, 2011 vs. Georgia 59-61
19	Feb. 23, 1982 vs. Louisville 84-80	Feb. 9, 1983 vs. Tennessee 85-95
14	Jan. 31, 1990 vs. Eastern Kentucky 80-59	Jan. 27, 1991 vs. Alabama 65-72
13	Jan. 30, 1984 vs. New Orleans 85-68	Jan. 13, 1985 vs. Old Dominion 63-64
13	March 2, 2014 vs. Vanderbilt 65-63	Jan. 29, 2015 vs. Tennessee 72-73
11	Nov. 07, 2018 vs. Alabama State 87-35	Jan. 03, 2019 vs. Ole Miss 49-55
11	Feb. 7, 1987 vs. Alabama 89-80	Jan. 7, 1988 vs. Mississippi State 61-68
11	Feb. 10, 1979 vs. Detroit 80-61	Feb. 2, 1980 vs. Tennessee 83-91
10	Nov. 19, 2004 vs. Butler 82-44	Jan. 27, 2005 vs. Vanderbilt 67-73

BIGGEST WINS

Margin	Opponent (Site)	Score	Date
+77	Kentucky State (H)	121-44	Nov. 24, 1989
+75	Jacksonville State (H)	100-25	Nov. 15, 2011
+74	Morris Brown (H)	106-32	Dec. 23, 2002
+72	Arkansas-Pine Bluff (H)	107-35	Dec. 21, 2010
+68	Jackson State (H)	92-24	Nov. 29, 2015
+67	Lipscomb (H)	116-49	Nov. 21, 2013
+67	Alcorn State (H)	90-23	Dec. 28, 2012
+66	USC Upstate (H)	100-34	Nov. 25, 2012
+65	Georgia Southern (H)	103-38	Nov. 13, 2013
+63	Grambling State (H)	109-46	Dec. 29, 2013

+63	National College (H)	109-46	Feb. 22, 1984
+62	Chicago State (N)	95-33	Dec. 20, 1992
+60	Western Carolina (H)	99-39	Dec. 18, 2018
+60	Tennessee State (H)	105-45	Dec. 22, 2005
+59	Southern Utah (H)	98-39	Jan. 17, 1990
+58	Arkansas-Pine Bluff (H)	101-43	Dec. 12, 2011
+56	Charleston Southern (H)	89-33	Dec. 10, 2004
+56	Western Kentucky (H)	99-43	Jan. 14, 1980
+55	Winthrop (H)	91-36	Dec. 11, 2019
+55	Morehead State (H)	112-57	Nov. 18, 2015
+55	Nicholls State (H)	106-51	Dec. 21, 2004
+55	Winthrop (H)	94-39	Jan. 3, 2000
+55	Miami (Fla.) (H)	108-53	Feb. 8, 1986
+54	UNC Asheville (H)	85-31	March 19, 2016
+54	Miami (Ohio) (H)	107-53	Dec. 1, 2009
+53	Mississippi State (H)	100-47	Jan. 17, 2013
+52	Alabama State (H)	87-35	Nov. 11, 2018
+52	Florida A&M (H)	91-39	Dec. 13, 2009
+51	Bellarmine (N/A)	83-32	Jan. 10, 1975
+50	Indiana (H)	102-52	Dec. 15, 1979
+50	Southern University (H)	91-41	Nov. 11, 2018

BIGGEST SEC WINS

Margin	Opponent (Site)	Score	Date
+53	Mississippi State (H)	100-47	Jan. 17, 2013
+48	Mississippi State (H)	88-40	Jan. 8, 2012
+44	Auburn (H)	97-53	Jan. 20, 2013
+42	Ole Miss (A)	94-52	Feb. 20, 2020
+36	Mississippi State (A)	76-40	Feb. 26, 2012
+32	Ole Miss (H)	89-57	Jan. 26, 2017
+31	Auburn (H)	69-38	Feb. 3, 2011
+30	Ole Miss (H)	108-78	Feb. 13, 2014
+29	Arkansas (A)	79-50	Feb. 12, 2006
+29	Auburn (N)	88-59	Feb. 10, 1980
+28	South Carolina (H)	93-65	Feb. 21, 1999
+27	Alabama (A)	104-77	Jan. 18, 1983
+27	Arkansas (H)	87-60	Feb. 18, 2007
+26	Florida (H)	77-51	Feb. 18, 2010

BIGGEST LOSSES

Margin	Opponent (Site)	Score	Date
-79	Australian National	40-119	Feb. 1, 1974
-72	Tennessee (H)	38-110	Jan. 21, 2001
-54	Tennessee (A)	53-107	Nov. 13, 1976
-49	Delta State (A)	40-89	Dec. 19, 1976
-46	Georgia (A)	67-113	Feb. 23, 1986
-44	Tennessee (A)	39-83	Jan. 27, 2001
-44	Tennessee (A)	57-101	Jan. 21, 1989
-44	Tennessee (N)	66-100	March 5, 1988
-42	Florida (A)	58-100	Jan. 4, 1998
-42	Auburn (A)	46-88	Feb. 10, 1996

BIGGEST COMEBACKS

1.	-19	Miami (Ohio), 53-34, 16:27 in second half, (won, 77-71) 11/21/00
2.	-18	Miami (Ohio), 14:35 in second half, (won, 108-102, OT) 12/21/02
	-18	Middle Tenn., 31-13, 3:54 in first half (also down 46-29, 14:29 in second half) (won, 68-66) 1/8/89
4.	-17	Oregon State, 38-21, 2:29 in first half (won 73-70) 11/25/04
	-17	WKU, 30-47, 17:09 in second half, (won 76-63) 12/22/03
	-17	Villanova, 19-2, 11:52 in first half (won 63-54) 12/29/96
7.	-16	Louisville, 32-16, 6:44 in first half (won 77-68) 12/7/14
	-16	South Carolina, 30-46 in second half, (won, 78-74) 2/14/13
	-16	Vanderbilt, 53-37, 11:19 in second half (won, 74-68) 1/6/89
	-16	Ole Miss, 24-8, 6:51 in first half (won, 69-61) 2/8/07
11.	-15	Mississippi State, 54-39, 15:18 in second half (won, 76-67) 3/6/15
12.	-14	Baylor, 40-26, 18:31 in the second half (won, 74-64) 11/17/14
	-14	Louisville, 21-7, 11:16 in first half (won 69-64) 12/1/13
	-14	Louisville, 35-21, 15:08 in second half (won, 48-47) 2/2/12
	-14	Florida, 20-6, 12:46 in first half (won, 71-67) 3/2/12
	-14	Mississippi St., 40-26, 18:52 in second half, (won, 76-65) 3/6/10
	-14	Xavier, 40-26, 18:49 in second half (won, 67-62) 3/24/05
	-14	Toledo, 32-18, 5:43 in second half (won, 85-76) 3/24/90
	-14	Auburn, 22-8, 8:36 in first half (won 91-90 2OT) 2/2/86





MISCELLANEOUS RECORDS

UK IN OVERTIME

- The Cats are 30-27 all-time in overtime games.
- The Cats are 11-15 in OT vs. teams currently in the SEC.

Single Overtime Games: 23-22

Date	Site	Opponent	Score	Result
12/19/77	A	Louisville	94-88	W
1/19/78	H	Alabama	62-66	L
11/18/78	N	Miss. Univ.	76-81	L
2/21/79	A	WKU	62-58	W
2/2/80	H	Tennessee	83-91	L
1/11/81	A	Rutgers	67-69	L
1/24/81	H	South Carolina	70-65	W
3/10/81	H	N.C. State	75-74	W
1/30/83	H	Georgia	66-59	W
1/23/85	A	Tennessee	76-72	W
1/2/86	A	Tenn. Tech	65-69	L
1/11/89	A	EKU	83-77	W
1/11/90	H	LSU	79-80	L
1/24/92	H	Arkansas	75-74	W
12/10/93	A	WKU	77-82	L
12/31/93	N	North Carolina	75-80	L
2/18/94	H	Tennessee	89-95	L
1/11/95	A	Louisville	76-77	L
12/8/97	A	WKU	66-64	W

1/14/98	H	LSU (Cincinnati)	74-71	W
11/19/98	A	Ohio State	92-84	W
1/31/99	A	Arkansas	69-74	L
1/13/00	A	Vanderbilt	55-60	L
12/21/02	H	Miami (Ohio)	108-102	W
2/6/03	A	Auburn	56-63	L
12/3/03	H	Louisville (Rupp)	84-80	W
12/13/03	A	Temple	82-86	L
1/9/05	A	Alabama	63-69	L
1/2/06	H	Bowling Green	66-62	W
1/14/07	H	Ole Miss	65-67	L
2/15/07	H	Georgia	72-82	L
11/30/07	H	Western Ky.	74-78	L
3/21/08	H	Middle Tenn.	68-66	W
3/19/09	H	Chattanooga	81-76	W
1/7/10	A	Georgia	60-61	L
3/19/11	N	Hampton (NCAA)	66-62	W
2/7/13	A	Arkansas	80-74	W
2/27/14	A	Mississippi State	81-74	W
11/28/14	N	Oklahoma	92-88	W
11/15/15	A	Arizona State	68-64	W
12/4/16	A	Louisville	69-67	L
12/11/16	H	Arizona St.	73-71	L
2/23/17	H	Miss. State	78-75	W
11/23/18	N	UCLA	75-74	W
3/8/19	N	Missouri	70-68	L

Double Overtime Games: 6-4

12/18/75	A	Gulf Coast	79-77 (2OT)	W
1/28/78	H	Tennessee	90-92 (2OT)	L
3/16/78	N	Kansas	92-87 (2OT)	W
12/28/83	A	Detroit Mercy	107-102 (2OT)	W
2/2/86	A	Auburn	91-90 (2OT)	W
2/23/03	A	Alabama	73-71 (2OT)	W
2/1/04	A	Ole Miss	88-90 (2OT)	L
3/28/05	H	West Virginia	75-80 (2OT)	L
1/25/07	H	Mississippi St.	75-83 (2OT)	L
2/12/15	H	Mississippi St.	92-90 (2OT)	W

Triple Overtime Games: 0-1

11/28/89	A	Ohio State	86-89 (3OT)	L
----------	---	------------	-------------	---

Four Overtime Games: 1-0

12/6/13	N	Baylor	133-130 (4OT)	W
---------	---	--------	---------------	---

100-PT. GAMES

- The Cats are a perfect 50-0 when scoring 100+ Points.
- The last time the Cats hit the century mark was a 100-62 victory over Evansville on Dec. 5, 2017.
- UK has scored 100+ Points five times against schools from the SEC, defeating Alabama 104-77 on Jan. 18, 1983, Vanderbilt 106-85 on Jan. 23, 1983, Mississippi State 106-82 on Jan. 30, 1981 and also on Jan. 27, 2013, 100-47 and Ole Miss 108-78 on Feb. 13, 2014.

Date	Site	Opponent	Score
1/17/76	H	Morehead	104-63
11/17/77	A	Memphis State	101-94
12/13/77	H	Murray State	102-64
12/15/79	H	Indiana	102-52
12/17/79	H	Eastern Kentucky	100-77
1/30/81	N	Mississippi State	106-82
3/2/81	H	Marshall	100-60
12/19/82	H	Charleston	106-81
1/10/83	H	Tennessee Tech	102-67
1/18/83	A	Alabama	104-77
1/23/83	A	Vanderbilt	106-85
12/28/83	A	Detroit Mercy	107-102 (2OT)
2/22/84	H	National College	109-46
11/22/85	A	Marshall	102-73
11/29/85	H	Cleveland State	101-63
1/31/86	H	Charleston	111-64
2/8/86	H	Miami (Fla.)	108-53
12/20/87	H	Morehead State	101-83
11/24/89	H	Kentucky State	121-44
11/25/89	H	Missouri	102-84
12/17/89	A	Central Florida	102-58

2/20/90	H	Morehead State	106-71
11/23/90	H	Kent State	114-83
11/24/90	H	Duquesne	101-56
11/28/90	H	Ohio State	107-73
12/7/90	H	Bradley	103-75
12/30/00	H	Florida Atlantic	112-71
11/23/01	N	Sam Houston State	100-55
12/21/02	H	Miami (Ohio)	108-102 (OT)
12/23/02	H	Morris Brown	106-32
12/21/04	H	Nicholls State	106-51
12/22/05	H	Tennessee St.	105-45
12/1/09	H	Miami (Ohio)	107-53
12/20/09	H	Louisville	101-67
12/21/10	H	Arkansas-Pine Bluff	107-35
11/15/11	H	Jacksonville State	100-25
12/11/11	H	Arkansas-Pine Bluff	101-43
11/25/12	H	USC Upstate	100-34
1/17/13	H	Mississippi State	100-47
11/13/13	H	Georgia Southern	103-38
11/21/13	H	Lipscomb	116-49
11/27/13	H	Bradley	117-77
12/6/13	N	Baylor	133-130 (4OT)
12/29/13	H	Grambling State	109-46
2/13/14	H	Ole Miss	108-78
3/22/14	H	Wright State	106-60
11/14/14	H	Appalachian State	111-74
11/18/15	H	Morehead State	112-57
11/10/17	H	Sacramento State	101-70
12/05/17	H	Evansville	100-62

RECORD BY MONTH

Month	Won	Lost	Home	Away	Neutral
November	146	40	99-10	28-18	19-12
December	211	101	124-29	62-56	25-16
January	217	179	136-69	75-105	6-5
February	193	158	122-63	66-90	5-5
March	78	69	25-10	4-9	49-50
April	0	1	0-0	0-0	0-1

Total: 845-548



MISCELLANEOUS RECORDS

TOP IND. SCORING PERFORMANCES

43 POINTS
 Rhyné Howard at Alabama1/9/2020
 Jennifer O'Neill vs. Baylor12/6/13

42 POINTS
 Valerie Still vs. Charleston12/19/82
 Makayla Epps vs. Mississippi State2/12/15

41 POINTS
 Valerie Still vs. Florida2/20/82

40 POINTS
 Bebe Croley vs. Morehead State12/20/87

39 POINTS
 Valerie Still vs. Indiana12/6/80

38 POINTS
 Valerie Still vs. Indiana12/15/80
 Valerie Still vs. Ohio State12/2/82
 Valerie Still at Rutgers2/16/83

37 POINTS
 Rhyné Howard vs. Tennessee1/5/2020
 Valerie Still vs. Indiana State1/17/81

35 POINTS
 Pam Browning vs. C. Missouri12/18/76
 Pam Browning vs. ECU3/5/77
 Valerie Still at Georgia2/6/82
 Valerie Still at Murray State12/10/80
 Maci Morris at South Carolina2/18/18

34 POINTS
 Pam Browning vs. Morehead1976-77
 Valerie Still vs. LSU2/27/82
 Leslie Nichols at Seton Hall12/5/81
 Leslie Nichols vs. New Orleans1/30/84
 A'dia Mathies vs. Tennessee1/12/12
 A'dia Mathies vs. Dayton3/26/13

33 POINTS
 Valerie Still vs. Mississippi State1/30/81
 Valerie Still vs. Indiana State1/7/82
 Valerie Still vs. Tennessee2/28/82
 Valerie Still vs. Louisville1/20/83
 Karen Mosley vs. Auburn2/2/86
 Victoria Dunlap vs. Butler11/15/09

32 POINTS
 Chasity Patterson at Arkansas2/9/2020
 Pam Browning vs. Tennessee Tech1976-77
 Valerie Still at Maryland3/21/81
 Valerie Still vs. Cincinnati1/15/82
 Valerie Still vs. Vanderbilt1/23/83
 Karen Mosley vs. Valdosta11/27/83
 Leslie Nichols vs. Morehead11/24/84
 Leslie Nichols vs. Miami (Fla.)2/8/86
 Lisa Collins vs. Vanderbilt2/20/84
 Belitta Croley vs. Alabama2/7/87
 Jocelyn Mills vs. Butler1/26/93
 Shaunda Roberts vs. Syracuse12/22/95
 Sara Potts vs. Chattanooga3/20/05
 A'dia Mathies vs. Liberty3/20/10

31 POINTS
 Pam Browning vs. Western Ky.1976-77
 Valerie Still vs. Indiana12/8/81
 Leslie Nichols vs. Marshall11/22/85
 Jodie Whitaker vs. Radford11/26/88
 Jocelyn Mills vs. Florida2/28/93

Shaunda Roberts vs. Louisville2/19/96
 Kim Denkins vs. N.C. State12/30/95
 Sara Potts vs. Xavier3/24/05
 Victoria Dunlap vs. Oklahoma3/30/10
 Makayla Epps vs. Mississippi State3/6/15
 Makayla Epps vs. South Carolina3/4/17
 Maci Morris vs. Morehead State11/28/18

30 POINTS
 Jaida Roper vs. Winthrop12/11/2019
 Rhyné Howard vs. Samford12/8/2019
 Valerie Still vs. Rutgers1/11/81
 Valerie Still vs. Eastern Ky.1/27/81
 Liz Lukschu vs. South Carolina3/14/81
 Valerie Still vs. UT-Chattanooga11/30/81
 Valerie Still vs. UCLA12/21/81
 Valerie Still vs. Miami12/5/82
 Lea Wise vs. Illinois3/14/82
 Leslie Nichols at Ohio State12/2/83
 Leslie Nichols vs. Georgia1/29/85
 Bebe Croley vs. Florida2/14/87
 Erica Jackson vs. South Carolina2/21/99
 Sara Potts at Ole Miss2/1/04
 Sam Mahoney vs. James Madison3/26/08
 Victoria Dunlap vs. Tennessee Tech12/7/10
 Makayla Epps vs. Washington3/25/16
 Makayla Epps vs. Oklahoma12/01/16
 Makayla Epps vs. Belmont3/17/17

TOP INDIVIDUAL REBOUNDING PERFORMANCES

27 REBOUNDS
 Valerie Still vs. National College2/9/82

26 REBOUNDS
 Valerie Still vs. Rutgers1/12/80

23 REBOUNDS
 Pam Browning vs. UT-Martin1/22/77
 Victoria Dunlap at Louisville12/5/10
 Evelyn Akhator vs. Ohio State3/19/17

21 REBOUNDS
 Valerie Still vs. UT-Chattanooga11/30/81

20 REBOUNDS
 Valerie Still vs. Charleston12/19/82
 Debra Oden vs. Morehead3/4/78
 Jennifer Humphrey vs. Auburn1/21/07
 DeNesha Stallworth vs. Mississippi State2/27/14

19 REBOUNDS
 Liz Lukschu vs. MUW11/18/79
 Maria Donhoff vs. Louisville78-79
 Valerie Still vs. Indiana State1/17/81
 Valerie Still vs. Eastern Kentucky1/27/81
 Valerie Still vs. Seton Hall12/5/81
 Valerie Still vs. Rutgers2/16/83
 Vanessa Foster-Sutton vs. ECU1/31/90
 Jennifer Humphrey vs. Florida1/12/06
 Jennifer Humphrey vs. Arkansas3/1/07

18 REBOUNDS
 Valerie Still vs. Michigan1/23/82
 Valerie Still vs. Vanderbilt1/26/82
 Valerie Still vs. Tennessee Tech1/10/83
 Josh Mills vs. Morehead State2/6/91
 Jennifer Humphrey vs. South Carolina2/9/06
 Sarah Elliott vs. Ole Miss1/14/07
 Victoria Dunlap vs. Butler11/15/09

Brittany Henderson vs. Vanderbilt3/5/11
 Evelyn Akhator vs. Texas A&M2/28/16

17 REBOUNDS

Valerie Still at Maryland3/21/81
 Valerie Still vs. Vanderbilt12/10/81
 Valerie Still vs. Indiana State1/7/82
 Valerie Still vs. Cincinnati1/15/82
 Valerie Still vs. Memphis State1/31/82
 Valerie Still vs. Arkansas1/6/83
 Lisa Ellis vs. Ohio State11/28/89
 Shantia Owens vs. Ole Miss2/24/99
 Shantia Owens vs. Xavier12/31/99
 Evelyn Akhator vs. Rice11/13/15
 Evelyn Akhator at Georgia2/9/17

16 REBOUNDS

Valerie Still vs. Indiana12/8/81
 Valerie Still vs. Georgia1/3/82
 Valerie Still vs. Southern Illinois1/16/82
 Valerie Still vs. Georgia State2/4/82
 Leslie Nichols vs. Louisville2/25/84
 Vanessa Foster-Sutton vs. MTSU2/27/90
 Laura Meadows vs. Alabama2/3/00
 Jennifer Humphrey vs. Louisville12/28/05
 Jennifer Humphrey vs. UTPA1/2/07
 Jennifer Humphrey vs. Mississippi State12/25/07
 Jennifer Humphrey vs. Ole Miss2/8/07
 Jennifer Humphrey vs. Arkansas2/18/07
 Lydia Watkins vs. Middle Tennessee3/21/08
 Victoria Dunlap vs. Middle Tennessee12/28/09
 Victoria Dunlap vs. Miami Ohio12/1/09
 Victoria Dunlap vs. Morehead State11/17/09
 Evelyn Akhator vs. Morehead State11/18/15

DOUBLE-DOUBLES (POINTS/REBOUNDS) FROM 1980-PRESENT

THE 20-20 CLUB

Valerie Still 30/21 . . UTC11/30/81
 42/20 . . Charleston12/19/82

THE 20-15 CLUB

Valerie Still 37/19 . . Indiana State1/17/81
 30/19 . . ECU1/27/81
 32/17 . . Maryland3/21/81
 34/19 . . Seton Hall12/5/81
 31/16 . . Indiana12/8/81
 23/15 . . Florida12/31/81
 33/17 . . Indiana State1/7/82
 32/17 . . Cincinnati1/15/82
 27/16 . . So. Illinois1/16/82
 27/18 . . Michigan1/23/82
 28/18 . . Vanderbilt1/26/82
 24/16 . . Georgia St.2/4/82
 23/15 . . So. Carolina2/13/82
 42/20 . . Charleston12/19/82
 29/18 . . Tenn. Tech1/10/83
 22/17 . . Arkansas1/15/83
 38/19 . . Rutgers2/16/83
 28/16 . . Auburn3/3/83
 Leslie Nichols 26/15 . . Dayton1/20/84
 Bebe Croley 25/15 . . E. Carolina11/28/87
 40/15 . . Morehead St.12/20/87
 Kim Denkins 23/17 . . Marshall2/8/96
 J. Humphrey 22/16 . . Miss. State1/25/07
 J. Humphrey 21/19 . . Arkansas3/1/07
 Victoria Dunlap 20/15 . . Miami (Ohio)1/3/09
 21/15 . . LSU2/22/09
 33/18 . . Butler11/15/09
 21/16 . . Miami Ohio12/1/09
 20/16 . . MTSU12/28/09



MISCELLANEOUS RECORDS

Makayla Epps	22/16	.. Louisville	12/4/16
Evelyn Akhator	29/15	.. Alabama	1/12/17
	24/16	.. Georgia	1/15/17
	27/16	.. Miss. St.	2/23/17

DOUBLE-DOUBLES (PTS – AST) 1980-81 TO PRES

P.J. Hedges (6)				
10/13	Illinois	3/14/82
19/11	Charleston	12/19/82
16/14	Memphis State	1/3/83
15/10	South Florida	1/14/83
Sandy Harding (6)				
12/10	Old Dominion	12/29/84
14/10	Tennessee	1/23/85
18/15	Dayton	1/14/86
10/12	LSU	3/1/86
24/10	Drake	3/12/86
16/10	Old Dominion	1/23/87
Jodie Whitaker (4)				
16/12	Miami	2/8/86
16/14	East Carolina	11/28/87
16/11	EKU	12/1/87
17/10	Virginia Tech	2/29/88
Taylor Murray (3)				
20/10	Alabama	1/25/18
12/10	Ole Miss	2/22/18
23/10	North Carolina	11/24/18
Janee Thompson (3)				
12/10	Alabama	1/2/15
16/10	E. Mich.	11/25/15
16/10	LSU	2/7/16
Leslie Nichols (2)				
21/11	Valdosta State	11/27/83
16/12	Detroit	2/26/86
Lea Wise (2)				
14/10	Michigan	1/23/82
11/12	Tennessee	2/28/82
Malinka Salhi (1)				
15/11	Ohio State	11/28/89
Stacey Reed (1)				
17/12	Detroit	12/1/93
Carly Ormerod (1)				
13/11	Ball State	3/19/07
Makayla Epps (1)				
21/12	Morehead State	11/18/15

DOUBLE-DOUBLES (POINTS – STEALS)

1980-81 TO PRESENT				
Leslie Nichols (1)				
18/11	Louisville	2/14/86

UK DOUBLE-DOUBLES

(POINTS-REBOUNDS/ASSISTS/STEALS)

1980-81 TO PRESENT

1.	Valerie Still	36
2.	Leslie Nichols	35
3.	Victoria Dunlap	31
	Evelyn Akhator	31
5.	Jocelyn Mills	22
6.	Kim Denkins	20
	Samarie Walker	20
8.	Jennifer Humphrey	16
	Eleia Roddy	16
10.	DeNesha Stallworth	15
11.	Selia Helm	14
	Karen Mosley	14
13.	Belitta Croley	13
14.	Vanessa Foster-Sutton	12
15.	Rhyne Howard	11
	Sarah Elliott	11
	Stacy Reed	11
18.	LaTonya McDole	10
19.	Laura Meadows	9
20.	Shantia Owens	8
21.	Amani Franklin	7

	Linnæ Harper	7
	Alexis Jennings	7
24.	Lisa Ellis	6
	Sandy Harding	6
	Patty Jo Hedges	6
	Pam Shrum	6
	Taylor Murray	6
29.	Azia Bishop	5
	Debbie Miller	5
	Jodi Whitaker	5
32.	Tedra Eberhart	4
	Makayla Epps	4
	Samantha Drake	4
	Sara Potts	4
	Shaunda Roberts	4
37.	Jaye Barnes	3
	Mia Daniel	3
	Pattresa Leonard	3
	Liz Lukschu	3
	A'dia Mathies	3
	Janee Thompson	3
43.	Makenzie Cann	2
	Maria Donhoff	2
	Tayna Fogle	2
	Shambrica Jones	2
	Ruth Mountain	2
	Carly Ormerod	2
	Alyssa Rice	2
	Diane Stephens	2
	Lea Wise	2
52.	Rita Adams	1
	Chante Bowman	1
	Tracye Davis	1
	Jennifer Goin	1
	Jennifer Gray	1
	Nikki Hay	1
	Laurie Hudgens	1
	Karri Koach	1
	Samantha Mahoney	1
	Maci Morris	1
	Bernisha Pinkett	1
	Chrissy Roberts	1
	Malinka Salhi	1
	Tanesha Seaton	1
	Lora Spencer	1
	Stephanie Stoglin	1
	Katie Vieth	1
	Lydia Watkins	1
	Tatyana Wyatt	1
	KeKe McKinney	1

DOUBLE-DOUBLES (POINTS-REBOUNDS ONLY)

1980-81 TO PRESENT

1.	Valerie Still	66
2.	Leslie Nichols	33
3.	Victoria Dunlap	31
	Evelyn Akhator	31
5.	Jocelyn Mills	22
6.	Kim Denkins	20
	Samarie Walker	20
8.	Jennifer Humphrey	16
	Eleia Roddy	16
10.	DeNesha Stallworth	15
11.	Selia Helm	14
	Karen Mosley	14
13.	Belitta Croley	13
14.	Vanessa Foster-Sutton	12
15.	Rhyne Howard	11
	Sarah Elliott	11
17.	LaTonya McDole	10
	Stacy Reed	10
19.	Laura Meadows	9
	Shantia Owens	8
21.	Amani Franklin	7
	Linnæ Harper	7
	Alexis Jennings	7
24.	Lisa Ellis	6
	Pam Shrum	6

26.	Debbie Miller	5
	Azia Bishop	5
28.	Tedra Eberhart	4
	Samantha Drake	4
	Sara Potts	4
	Shaunda Roberts	4
	Makayla Epps	4
33.	Jaye Barnes	3
	Mia Daniel	3
	Pattresa Leonard	3
	Liz Lukschu	3
	A'dia Mathies	3
	Taylor Murray	3
39.	Makenzie Cann	2
	Maria Donhoff	2
	Tayna Fogle	2
	Shambrica Jones	2
	Ruth Mountain	2
	Alyssa Rice	2
	Diane Stephens	2
46.	Rita Adams	1
	Chante Bowman	1
	Tracye Davis	1
	Jennifer Goin	1
	Jennifer Gray	1
	Nikki Hay	1
	Laurie Hudgens	1
	Alexis Jennings	1
	Karri Koach	1
	Samantha Mahoney	1
	Maci Morris	1
	Carly Ormerod	1
	Bernisha Pinkett	1
	Chrissy Roberts	1
	Tanesha Seaton	1
	Lora Spencer	1
	Stephanie Stoglin	1
	Katie Vieth	1
	Lydia Watkins	1
	Jodi Whitaker	1
	Tatyana Wyatt	1
	KeKe McKinney	1

CONSECUTIVE DOUBLE-DOUBLES

(ANY COMBINATION)

1980-81 TO PRESENT

1.	Valerie Still (1980-81)	10
2.	Valerie Still (1981-82)	8
3.	Eleia Roddy (2008-09)	7
	Valerie Still (1981-82)	7 (Twice)
5.	Evelyn Akhator (2016-17)	4
	Victoria Dunlap (2008-09)	4
	Jocelyn Mills (1990-91)	4
	Leslie Nichols (1984-85)	4
	Valerie Still	4 (Three times)
10.	Evelyn Akhator	3 (Three times)
	Belitta Croley	3
	Victoria Dunlap	3
	Vanessa Foster-Sutton	3
	Selia Helm	3
	Jennifer Humphrey	3
	Alexis Jennings	3
	Jocelyn Mills	3
	Leslie Nichols	3 (Three times)
	Shantia Owens	3
	Shaunda Roberts	3
	Valerie Still	3 (Four times)

TRIPLE-DOUBLES

(ANY COMBINATION)



1980-81 TO PRESENT

1.	Makayla Epps vs. Morehead St. (11/18/15)	1
	(21 points, 12 assists, 11 rebounds)		
1.	Leslie Nichols vs. Louisville (2/14/86)	1
	(18 points, 13 rebounds, 11 steals)		



MISCELLANEOUS RECORDS

TRIPLE DOUBLE PERFORMANCE - MAKAYLA EPPS



Makayla Epps became the second player in program history to record a triple-double when she scored 21 points with 12 assists and 11 rebounds against Morehead State on Nov. 18, 2015 inside Memorial Coliseum. Leslie Nichols is the only other player to record a triple-double for UK when she accomplished the feat on Feb. 14, 1986 against Louisville.

ALL-TIME DOUBLE-DOUBLES BY PLAYER

Rita Adams (1)	3/25/16 vs. Washington 10..... 14	3/4/17 vs. South Carolina..... 24..... 11
1/23/03 vs. Ole Miss..... 12 10	11/11/16 vs. Miami (Fla.)..... 18..... 10	3/17/17 vs. Belmont..... 22..... 10
Evelyn Akhator (31)	11/12/16 vs. Albany 28..... 13	3/19/17 vs. Ohio State..... 14..... 23
11/13/15 vs. Rice..... 16..... 17	11/17/16 vs. New Hampshire..... 17..... 11	Jaye Barnes (3)
11/18/15 vs. Morehead State 12..... 16	11/19/16 at Colorado..... 12..... 14	12/08/97 at Western Kentucky..... 22..... 10
11/29/15 vs. Jackson State 20..... 13	11/27/16 vs. Samford 15..... 13	1/31/98 vs. Arkansas 18..... 10
12/28/15 vs. Tennessee State 14..... 13	12/9/16 vs. MTSU..... 13..... 12	12/06/98 at Auburn..... 16..... 11
1/3/16 vs. Auburn 12..... 11	12/21/16 vs. Washington St. 19..... 13	Azia Bishop (5)
1/10/16 vs. Georgia..... 10..... 10	1/1/17 at Tennessee..... 11..... 10	12/08/11 vs. Duke 12 11
1/17/16 vs. Auburn 12..... 10	1/12/17 at Alabama 29..... 15	11/13/13 vs. Georgia Southern 10..... 12
1/31/16 vs. Florida 14..... 10	1/15/17 vs. Georgia..... 24..... 16	1/9/14 vs. South Carolina 12..... 11
2/21/16 vs. Arkansas 14..... 11	1/19/17 at LSU..... 20..... 11	11/19/14 vs. Morehead State 11..... 11
2/28/16 vs. Texas A&M 15..... 18	1/26/17 vs. Ole Miss..... 28..... 13	12/14/14 vs. Belmont..... 15..... 12
3/3/16 vs. LSU 15..... 13	2/9/17 at Georgia 11..... 17	Chante Bowman (1)
3/4/16 vs. Florida 12..... 11	2/16/17 at Arkansas 12..... 11	1/16/05 vs. Ole Miss..... 11..... 11
	2/23/17 vs. Miss. State..... 17..... 16	



ALL-TIME DOUBLE-DOUBLES BY PLAYER

Makenzie Cann (2)

11/19/17 at Washington State 15..... 10
11/22/17 vs. Morehead State 15..... 10

Belitta Croley (13)

12/22/85 vs. Western Michigan 16..... 10

2/12/86 at Alabama 20..... 11

1/15/87 vs. Tennessee State 18..... 14

1/21/87 vs. Vanderbilt 14..... 11

3/4/87 vs. Florida 18..... 15

3/05/87 vs. Georgia 15..... 12

11/28/87 vs. East Carolina 25..... 15

12/07/87 vs. Tennessee Tech 18..... 12

12/9/87 vs. Indiana 24..... 11

12/20/87 vs. Morehead State 40..... 15

1/30/88 vs. Tennessee State 18..... 12

2/7/88 at Georgia 18..... 13

3/4/88 vs. Vanderbilt 25..... 10

Mia Daniel (3)

1/4/93 at Mississippi State 15..... 10

1/31/93 vs. Alabama 19..... 10

2/6/93 at Tennessee 13..... 12

Tracye Davis (1)

1/15/90 vs. Mississippi State 19..... 11

Kim Denkins (20)

11/25/95 vs. Toledo 12 11

11/29/95 vs. Ohio State 10..... 10

12/8/95 at Indiana 27..... 15

12/21/95 vs. Syracuse 20..... 10

12/23/95 at Miami (Ohio) 24..... 11

12/30/95 vs. North Carolina State 31..... 10

1/3/96 vs. Mississippi 20..... 10

1/11/96 at Vanderbilt 14..... 16

1/24/96 vs. South Carolina 25..... 11

2/7/96 at Marshall 23..... 17

2/24/96 at South Carolina 17..... 14

11/30/96 at Dayton 13..... 14

12/29/96 at Villanova 16..... 10

1/5/97 at LSU 14..... 11

2/16/97 at Mississippi State 14..... 10

2/28/97 vs. Arkansas 14..... 13

12/3/97 vs. Ohio State 11..... 14

12/8/97 at Western Kentucky 11..... 10

2/8/98 vs. South Carolina 18..... 11

2/21/98 at South Carolina 12..... 16

Maria Donhoff (2)

12/13/80 vs. Carson Newman 13..... 10

1/16/81 vs. James Madison 16..... 14

Samantha Drake (4)

12/30/10 vs. Tennessee/Martin 14..... 13

11/25/11 vs. Sam Houston St. 11..... 13

11/27/11 vs. Miss. Valley St. 11..... 11

11/23/12 vs. Morehead St. 15..... 13

Victoria Dunlap (31)

12/4/07 vs. William & Mary 20..... 10

3/26/08 vs. James Madison 12 12

3/30/08 vs. Marquette 14..... 10

11/15/08 vs. Michigan 19..... 10

11/23/08 vs. George Washington 13..... 14

1/1/09 vs. North Carolina A&T 11..... 12

1/3/09 at Miami (Ohio) 20..... 15

1/15/09 at Alabama 16..... 12

1/18/09 vs. Mississippi State 12..... 13

1/25/09 vs. LSU 10..... 11

1/29/09 at Florida 16..... 12

2/22/09 at LSU 21..... 15

2/26/09 vs. Georgia 16..... 11

11/13/09 vs. Boston University 24..... 12

11/15/09 vs. Butler 33..... 18

11/17/09 at Morehead State 12..... 16

12/1/09 vs. Miami (Ohio) 21..... 16

12/28/09 at Middle Tennessee 20..... 16

1/31/10 at Mississippi State 19..... 12

2/7/10 at Arkansas 22..... 11

2/25/10 at Tennessee 22..... 10

3/30/10 vs. Oklahoma 31..... 13

11/21/10 vs. Notre Dame 24..... 14

12/05/10 at Louisville 17..... 23

1/06/11 at Arkansas 26..... 13

1/16/11 vs. Mississippi State 22..... 10

1/30/11 at Alabama 25..... 15

2/3/11 vs. Auburn 10..... 10

2/17/11 at Georgia 14..... 11

3/05/11 vs. Vanderbilt 22..... 11

3/19/11 vs. Hampton 13..... 12

Tedra Eberhart (4)

2/10/93 at Cincinnati 10 14

12/1/93 at Detroit 26..... 10

1/16/94 vs. Mississippi State 16..... 11

2/5/94 vs. Arkansas 16..... 10

Sarah Elliott (11)

3/28/05 vs. West Virginia 14..... 12

1/22/06 at Ole Miss 15..... 13

3/18/06 vs. Chattanooga 22..... 11

11/24/06 vs. Delaware 26..... 12

11/25/06 vs. Southern Illinois 12..... 11

1/14/07 vs. Ole Miss 14..... 18

2/8/07 at Ole Miss 14..... 11

2/11/07 at Tennessee 21..... 10

11/25/07 vs. Lipscomb 23..... 12

12/20/07 vs. Louisville 12..... 13

2/7/08 vs. Ole Miss 14..... 12

Lisa Ellis (6)

1/13/89 vs. Marshall 16..... 11

11/28/89 at Ohio State 19..... 17

12/8/89 at Michigan State 20..... 12

12/20/89 at Stetson 10..... 11

1/11/90 vs. LSU 22..... 11

3/23/90 vs. Miami (Fla.) 16..... 10

Makayla Epps (4)

11/19/14 vs. Oklahoma 29..... 10

1/25/15 vs. Missouri 18..... 10

11/18/15 vs. Morehead State 21 11 10(A)

12/4/16 at Louisville 22..... 16

Tayna Fogle (2)

12/8/81 vs. Indiana 19..... 10

1/23/82 vs. Michigan 14..... 10

Vanessa Foster/Sutton (12)

11/26/88 vs. Radford 17..... 11

ALL-TIME DOUBLE-DOUBLES BY PLAYER

12/6/88	vs. Dayton.....	13.....	10
11/28/89	at Ohio State	15.....	10
12/4/89	vs. Indiana	12.....	12
12/9/89	vs. Miami (Fla.).....	17.....	10
1/3/90	vs. Cincinnati	12.....	11
1/7/90	at Vanderbilt.....	17.....	13
1/31/90	vs. Eastern Kentucky	13.....	19
2/27/90	vs. Middle Tennessee	17.....	16
3/22/90	vs. Maine	16.....	10
3/23/90	vs. Miami (Fla.)	21.....	11
3/24/90	vs. Toledo	12.....	10
Amani Franklin (7)			
12/4/07	vs. William & Mary	16.....	10
2/14/08	at Vanderbilt.....	13.....	11
12/30/08	vs. IUPUI	12.....	13
3/19/09	vs. Chattanooga.....	18.....	11
11/15/09	vs. Butler.....	13.....	14
1/10/10	vs. Vanderbilt.....	11.....	11
1/17/10	vs. Alabama	15.....	10
Jennifer Goin (1)			
12/23/2	vs. Morris Brown	10	10
Jennifer Gray (1)			
2/16/92	vs. Louisiana State	10.....	13
Sandy Harding (6)			
12/29/84	vs. Old Dominion	12...10 (A)	
1/23/85	at Tennessee	14.....	10
1/14/86	at Dayton.....	18.....	15
3/1/86	vs. LSU	10.....	12
3/12/86	at Drake	24.....	10
1/23/87	vs. Old Dominion	16.....	10
Linnae Harper (7)			
11/19/14	vs. Morehead State	13.....	10
11/28/14	vs. Oklahoma	22.....	12
1/4/15	vs. Ole Miss.....	12.....	14
1/18/15	vs. LSU	16.....	15
1/25/15	vs. Missouri.....	15.....	11
2/23/15	vs. Ole Miss.....	16.....	10

3/20/15	vs. Tennessee State	16.....	10
Nikki Hay (1)			
12/29/96	vs. Villanova.....	10	12
Patty Jo Hedges (6)			
1/8/81	at Louisville.....	17...10 (A)	
3/14/81	vs. South Carolina.....	18.....	10
3/14/82	vs. Illinois.....	10.....	13
12/19/82	vs. Charleston	19.....	11
1/3/83	at Memphis	16.....	14
1/14/83	vs. South Florida	15.....	10
Selia Helm (14)			
2/22/01	vs. Mississippi	21.....	10
11/23/01	vs. Sam Houston State.....	22.....	13
12/22/01	vs. Evansville.....	26.....	13
1/20/02	at South Carolina.....	11.....	11
2/19/02	at Cincinnati.....	26.....	10
12/7/02	vs. Western Kentucky	18.....	10
1/12/03	vs. Alabama	14.....	10
2/2/03	vs. South Carolina.....	11.....	13
11/21/03	vs. IPFW	20.....	10
11/29/03	vs. San Francisco.....	23.....	11
12/3/03	vs. Louisville.....	15.....	10
12/13/03	at Temple	14.....	14
12/20/03	vs. Miami (Ohio)	21.....	11
12/22/03	vs. Western Kentucky	22.....	13
Rhyn Howard (11)			
11/24/18	vs. North Carolina.....	25.....	12
11/28/18	vs. Morehead State	17.....	10
12/09/18	at Louisville.....	25.....	10
1/13/19	vs. Ole Miss.....	20.....	11
2/17/19	vs. Arkansas	18.....	14
11/5/19	vs. Mount St. Mary's	14.....	11
11/16/19	at Virginia	13.....	11
1/17/20	vs. Texas A&M	22.....	11
1/19/20	at LSU.....	26.....	12
2/16/20	vs. Mississippi State.....	26.....	10
2/23/20	vs. South Carolina.....	24.....	11

Laurie Hudgens (1)			
2/23/85	vs. Mississippi State.....	10	15
Jennifer Humphrey (16)			
12/21/02	vs. Miami (Ohio)	15	11
12/23/02	vs. Morris Brown	20.....	13
1/23/03	vs. Ole Miss.....	15.....	10
11/21/04	vs. Florida A&M.....	12.....	15
11/25/04	vs. Oregon State	12.....	11
12/5/04	vs. Louisville.....	14.....	13
12/8/05	vs. Georgetown	10.....	11
2/16/06	vs. Ole Miss.....	10.....	13
11/29/06	vs. Detroit.....	12.....	15
12/30/06	vs. Memphis	10.....	12
1/2/07	vs. Texas/Pan American	11.....	16
1/21/07	at Auburn.....	16.....	20
1/25/07	vs. Mississippi State.....	22.....	16
2/18/07	vs. Arkansas.....	16.....	16
2/25/07	at Florida	12.....	13
3/1/07	vs. Arkansas.....	21.....	19
Alexis Jennings (7)			
1/18/15	vs. LSU	13.....	11
11/18/15	vs. Morehead State	28.....	13
1/3/16	vs. Auburn	10.....	11
1/7/16	vs. Alabama	12.....	10
1/10/16	vs. Georgia.....	12.....	12
2/28/16	vs. Texas A&M	15.....	16
3/25/16	vs. Washington	12.....	10
Shambrica Jones (2)			
11/25/02	vs. Southern Illinois	13.....	11
1/25/04	vs. South Carolina.....	16.....	10
Karri Koach (1)			
1/11/95	at Louisville.....	20.....	10
Pattresa Leonard (3)			
11/28/90	vs. Ohio State	11.....	11
12/7/90	vs. Bradley	12.....	11
2/1/91	vs. Alabama/Birmingham	14.....	11
Liz Lukschu (3)			
12/4/80	vs. Cincinnati	12	12
1/11/81	at Rutgers	23.....	11
3/14/81	vs. South Carolina.....	30.....	11



ALL-TIME DOUBLE-DOUBLES BY PLAYER

Samantha Mahoney (1)

2/24/05 vs. South Carolina..... 19 12

A`dia Mathies (3)

11/26/10 vs. Murray State 26..... 10

12/7/10 vs. Tennessee Tech..... 17..... 10

11/15/11 vs. Jacksonville State 18..... 10

LaTonya McDole (10)

2/7/99 vs. Georgia..... 15 10

1/3/02 vs. Mississippi State..... 10 10

11/19/99 at Austin Peay..... 16..... 10

12/22/99 at Cincinnati..... 19..... 10

12/28/99 vs. Tennessee/Martin..... 22..... 14

2/22/00 vs. Louisville..... 18..... 14

11/21/00 vs. Miami (Ohio)..... 15..... 12

12/19/00 at Miami (Fla.)..... 12..... 11

12/22/00 vs. Cincinnati 13..... 14

2/25/01 at Mississippi State..... 22..... 13

KeKe McKinney (1)

11/13/19 vs. Stetson 10..... 10

Laura Meadows (9)

12/8/97 at Western Kentucky 18..... 10

2/11/98 at Georgia..... 13..... 11

1/20/99 at Louisville..... 10..... 10

2/11/99 at South Carolina..... 20..... 11

2/24/99 vs. Ole Miss..... 18..... 11

11/22/99 at Miami (Ohio) 18..... 11

11/26/99 vs. Clemson..... 16..... 14

1/13/00 at Vanderbilt..... 21..... 11

3/2/00 vs. Alabama 11..... 16

Debbie Miller (5)

2/15/85 vs. Florida 12 13

11/29/85 vs. Cleveland State 19..... 14

11/28/86 vs. Bowling Green State 18..... 11

3/4/87 vs. Florida 12..... 11

3/5/87 vs. Georgia..... 14..... 10

Jocelyn Mills (22)

11/25/89 vs. Missouri..... 14 12

12/30/89 at Dayton..... 14..... 13

11/24/90 vs. Duquesne 16..... 10

12/15/90 vs. Dayton..... 16..... 10

1/2/91 at Pepperdine..... 13..... 10

1/27/91 vs. Alabama 13..... 15

2/3/91 vs. Georgia..... 16..... 14

2/16/91 at Ole Miss..... 12..... 10

2/21/91 at Eastern Kentucky..... 16..... 13

2/23/91 vs. Florida 13..... 11

3/2/91 at LSU 22..... 10

2/23/92 vs. Ole Miss..... 19..... 11

3/7/92 vs. Alabama 12..... 10

3/8/92 vs. Tennessee 18..... 10

12/1/92 vs. Marshall 13..... 11

12/31/92 vs. Kansas 11..... 11

1/19/93 vs. Western Kentucky 11..... 14

2/10/93 at Cincinnati..... 28..... 11

2/18/93 vs. Eastern Kentucky 18..... 10

2/23/93 vs. Vanderbilt..... 16..... 11

3/5/93 vs. Mississippi State..... 11..... 13

3/6/93 vs. Vanderbilt..... 25..... 10

Maci Morris (1)

11/12/17 vs. Gardner-Webb..... 10..... 10

Karen Mosley (14)

11/26/83 vs. Eastern Kentucky 19..... 12

11/27/83 vs. Valdosta State 32..... 14

12/6/83 vs. Indiana 15..... 11

12/10/83 at South Carolina..... 24..... 11

1/9/84 vs. Middle Tennessee 17..... 13

1/22/84 at Vanderbilt..... 11..... 13

1/30/84 vs. New Orleans..... 21..... 11

1/19/85 at Louisville..... 18..... 11

2/1/85 at New Orleans..... 22..... 11

2/20/85 vs. Vanderbilt..... 18..... 12

11/29/85 vs. Cleveland State 20..... 12

1/8/86 vs. Ole Miss..... 10..... 11

2/2/86 vs. Auburn 33..... 12

2/08/86 vs. Miami (Fla.)..... 10..... 10

Ruth Mountain (2)

1/13/89 vs. Marshall 11 10

1/18/89 at Louisville..... 14..... 10

Taylor Murray (6)

1/19/17 at LSU..... 11..... 13

1/30/17 at Missouri..... 18..... 13

11/16/17 at Montana..... 18..... 12

1/25/18 vs. Alabama 20..... 10

2/22/18 at Ole Miss..... 12..... 10

11/24/18 vs. North Carolina..... 23..... 10

Leslie Nichols (35)

1/6/83 vs. Middle Tennessee 15..... 10

1/18/83 at Alabama 23..... 14

2/2/83 vs. South Carolina..... 16..... 10

2/12/83 vs. Vanderbilt..... 20..... 11

2/20/83 at Georgia..... 21..... 10

2/22/83 at Florida 17..... 14

11/27/83 vs. Valdosta State 21...11 (A)

12/2/83 at Ohio State 30..... 11

12/20/83 vs. Alabama 14..... 10

12/28/83 at Detroit 19..... 11

1/7/84 vs. Georgia..... 25..... 10

1/17/84 vs. Rutgers 18..... 12

1/20/84 vs. Dayton..... 26..... 15

1/22/84 at Vanderbilt..... 10..... 12

2/3/84 at Florida 27..... 10

2/20/84 vs. Vanderbilt..... 20..... 13

2/22/84 vs. National College..... 17..... 11

2/25/84 vs. Louisville..... 19..... 16

11/24/84 vs. Morehead State 32..... 13

11/27/84 vs. Ohio State 24..... 13

11/29/84 at Miami (Ohio) 26..... 12

12/1/84 vs. South Carolina..... 22..... 11

12/21/84 vs. Illinois 10..... 10

12/28/84 at North Carolina State 14..... 10

1/9/85 vs. Dayton..... 16..... 10

1/26/85 at Florida 17..... 11

1/29/85 vs. Georgia..... 30..... 13

2/1/85 at New Orleans..... 23..... 11

2/3/85 at Ole Miss..... 20..... 14

2/13/85 vs. Tennessee 19..... 13

11/30/85 vs. Middle Tennessee 21..... 12

12/22/85 vs. Western Michigan..... 22..... 12



ALL-TIME DOUBLE-DOUBLES BY PLAYER

1/10/85 at Old Dominion 14..... 10	Shaunda Roberts (4)	12/16/95 vs. Florida 1010	1/20/13 vs. Auburn 16.....10
2/14/86 vs. Louisville..... 18 13 11§	12/30/95 vs. North Carolina State 16.....11	1/3/96 vs. Mississippi 25.....12	1/24/13 vs. South Carolina..... 12.....10
2/26/86 vs. Detroit..... 16...12 (A)	1/7/96 vs. LSU 17.....12	2/18/13 vs. Texas A&M..... 12.....12	2/18/13 vs. Texas A&M..... 12.....12
Carly Ormerod (2)	Eleia Roddy (16)	3/24/13 vs. Navy 18.....11	3/24/13 vs. Navy 18.....11
3/19/07 at Ball State 13 ..11 (A)	11/18/05 vs. IUPUI 11..... 12	11/10/13 vs. Wagner..... 18.....13	11/10/13 vs. Wagner..... 18.....13
2/26/09 vs. Georgia..... 11 10	12/22/05 vs. Tennessee State..... 10.....10	11/27/13 vs. Bradley 13.....10	11/27/13 vs. Bradley 13.....10
Shantia Owens (8)	1/12/06 at Florida 10.....14	2/9/14 vs. Florida 14.....13	2/9/14 vs. Florida 14.....13
11/29/98 vs. UCLA..... 12 14	2/12/06 at Arkansas 17.....11	2/13/14 vs. Ole Miss..... 19.....11	2/13/14 vs. Ole Miss..... 19.....11
2/4/99 vs. Auburn 11..... 10	12/4/08 at Western Kentucky..... 15.....11	2/23/14 vs. Texas A&M 11.....11	2/23/14 vs. Texas A&M 11.....11
12/11/99 at Liberty 14..... 11	12/12/08 vs. East Tennessee State 13..... 11	2/27/14 vs. Mississippi State..... 16.....20	2/27/14 vs. Mississippi State..... 16.....20
12/22/99 at Cincinnati..... 12 10	12/14/08 at Louisville..... 13.....15	Diane Stephens (2)	2/20/84 vs. Vanderbilt..... 10.....11
12/28/99 vs. Tennessee/Martin 10..... 10	12/19/08 vs. Alabama A&M..... 17.....12	2/06/85 vs. Tennessee Tech..... 15.....10	2/06/85 vs. Tennessee Tech..... 15.....10
12/31/99 vs. Xavier 17.....17	12/21/08 vs. UC Santa Barbara 14.....10	Valerie Still (66)	12/1/80 vs. Charleston 26.....10
1/16/00 vs. Arkansas 1912	12/30/08 vs. IUPUI 15.....10	12/4/80 vs. Cincinnati 28.....11	12/4/80 vs. Cincinnati 28.....11
2/22/00 vs. Louisville..... 18..... 12	1/1/09 vs. North Carolina A&T..... 13.....10	12/6/80 at Indiana..... 39..... 11	12/6/80 at Indiana..... 39..... 11
Bernisha Pinkett (1)	1/3/09 at Miami (Ohio) 11.....10	12/10/80 at Murray State 35.....12	12/10/80 at Murray State 35.....12
11/28/12 vs. Miami (Ohio)..... 21..... 10	1/15/09 at Alabama 19.....10	1/1/81 vs. Morehead State 14.....15	1/1/81 vs. Morehead State 14.....15
Sara Potts (4)	2/05/09 vs. South Carolina..... 11.....11	1/08/81 at Louisville..... 14.....11	1/08/81 at Louisville..... 14.....11
12/3/03 vs. Louisville..... 14..... 11	2/12/09 at Auburn..... 21.....10	1/11/81 at Rutgers 30.....14	1/11/81 at Rutgers 30.....14
12/30/03 vs. Austin Peay 21..... 11	3/22/09 at Wisconsin 11.....10	1/13/81 at Western Kentucky 15.....14	1/13/81 at Western Kentucky 15.....14
3/4/03 vs. Vanderbilt..... 17..... 11	Malinka Salhi (1)	1/16/81 vs. James Madison..... 20.....12	1/16/81 vs. James Madison..... 20.....12
2/27/05 vs. Arkansas 27..... 10	11/28/89 at Ohio State 15... 11 (A)	1/17/81 vs. Indiana State..... 37.....19	1/17/81 vs. Indiana State..... 37.....19
Stacy Reed (11)	Tanesha Seaton (1)	1/22/81 vs. Chattanooga..... 24.....10	1/22/81 vs. Chattanooga..... 24.....10
3/6/92 vs. Arkansas 16..... 11	11/22/99 at Miami (Ohio) 1510	1/24/81 vs. South Carolina..... 26.....12	1/24/81 vs. South Carolina..... 26.....12
12/1/93 at Detroit 17...12 (A)	Pam Shrum (6)	1/27/81 at Eastern Kentucky..... 30.....19	1/27/81 at Eastern Kentucky..... 30.....19
1/4/94 at Florida 21..... 11	11/28/87 vs. East Carolina 2011	1/30/81 vs. Mississippi State..... 33.....10	1/30/81 vs. Mississippi State..... 33.....10
1/8/94 at South Carolina..... 23..... 11	12/20/87 vs. Morehead State 23.....10	1/31/81 vs. Auburn 22.....12	1/31/81 vs. Auburn 22.....12
1/16/94 vs. Mississippi State..... 29.....11	1/28/88 at Vanderbilt..... 14.....13	2/10/81 vs. Northern Kentucky..... 20.....14	2/10/81 vs. Northern Kentucky..... 20.....14
2/16/94 at Marshall..... 11.....11	2/5/88 vs. Alabama/Birmingham 23.....13	3/2/81 vs. Marshall 20.....11	3/2/81 vs. Marshall 20.....11
3/4/94 vs. South Carolina..... 26.....12	2/25/88 vs. Middle Tennessee 12.....11	3/13/81 vs. Tennessee 10.....15	3/13/81 vs. Tennessee 10.....15
12/4/94 at Ohio State 26.....10	12/18/88 at Illinois 14.....10	3/18/81 vs. Syracuse 18.....11	3/18/81 vs. Syracuse 18.....11
1/11/95 at Louisville..... 26.....11	Lora Spencer (1)	3/21/81 at Maryland 32.....17	3/21/81 at Maryland 32.....17
1/22/95 vs. Georgia..... 12.....10	2/10/88 at Dayton..... 1110	11/30/81 vs. Chattanooga..... 30.....21	11/30/81 vs. Chattanooga..... 30.....21
2/22/95 vs. Eastern Kentucky 16.....11	DeNesha Stallworth (15)	12/5/81 vs. Seton Hall 34.....17	12/5/81 vs. Seton Hall 34.....17
Alyssa Rice (2)	11/23/12 vs. Morehead St. 10.....10	12/10/81 vs. Vanderbilt..... 18.....17	12/10/81 vs. Vanderbilt..... 18.....17
11/26/17 vs. Marshall 19..... 10	12/7/12 vs. DePaul 17.....13	12/12/81 at Ohio State 25.....13	12/12/81 at Ohio State 25.....13
12/10/17 Miami (Fla.) 11..... 12	12/28/12 vs. Alcorn St. 10.....10	12/21/81 vs. UCLA..... 30.....14	12/21/81 vs. UCLA..... 30.....14
Chrissy Roberts (1)	1/3/13 vs. Florida 17.....10	12/31/81 vs. Florida 23.....15	12/31/81 vs. Florida 23.....15
11/27/93 vs. Georgetown 1011	1/6/13 vs. Alabama 19.....10	1/3/82 vs. Georgia 11.....16	1/3/82 vs. Georgia 11.....16
		1/05/82 vs. East Carolina 25.....11	1/05/82 vs. East Carolina 25.....11
		1/07/82 vs. Indiana State 33.....17	1/07/82 vs. Indiana State 33.....17
		1/15/82 vs. Cincinnati 32.....17	1/15/82 vs. Cincinnati 32.....17
		1/16/82 vs. Southern Illinois 27.....16	1/16/82 vs. Southern Illinois 27.....16
		1/20/82 at Old Dominion 15.....12	1/20/82 at Old Dominion 15.....12
		1/23/82 vs. Michigan..... 27.....18	1/23/82 vs. Michigan..... 27.....18



ALL-TIME DOUBLE-DOUBLES BY PLAYER

1/26/82	at Vanderbilt.....	28.....18
1/28/82	at Tennessee	16.....14
1/31/82	vs. Memphis	13.....17
2/4/82	at Georgia State.....	24.....16
2/9/82	vs. National College.....	18.....27
2/13/82	at South Carolina.....	23.....15
2/18/82	vs. Tennessee	13.....15
2/23/82	vs. Louisville.....	25.....13
2/26/82	vs. Alabama	23.....12
2/27/82	vs. LSU	34.....14
3/14/82	vs. Illinois	21.....13
3/18/82	vs. South Carolina.....	29.....13
3/20/82	at Louisiana Tech.....	20.....10
11/27/82	vs. Cincinnati	17.....10
12/5/82	vs. Miami (Ohio).....	30.....18
12/19/82	vs. Charleston	42.....20
12/21/82	vs. Florida	26.....11
1/6/83	vs. Middle Tennessee.....	21.....14
1/10/83	vs. Tennessee Tech.....	29.....18
1/14/83	vs. South Florida.....	22.....11
1/15/83	vs. Arkansas.....	22.....17
1/18/83	at Alabama	28.....13
1/20/83	at Louisville.....	33.....13
1/23/83	at Vanderbilt.....	32.....14
1/30/83	vs. Georgia.....	20.....10
2/2/83	vs. South Carolina.....	26.....12
2/5/83	vs. Old Dominion	17.....13
2/16/83	at Rutgers	38.....19
2/18/83	vs. Auburn	21.....10
2/20/83	at Georgia.....	29.....10
2/22/83	at Florida	18.....13
3/3/83	vs. Auburn	28.....16
3/18/83	vs. Indiana	28.....13
Stephanie Stoglin (1)		
12/1/00	vs. Purdue.....	14.....10
Janee Thompson (3)		
1/2/15	vs. Alabama	12...10 (A)
11/25/15	vs. Eastern Michigan.....	16...10 (A)
2/7/16	vs. LSU	16...10 (A)
Katie Vieth (1)		
1/8/97	vs. Vanderbilt.....	10.....10
Samarie Walker (20)		
2/20/12	vs. Vanderbilt.....	15.....12
3/19/12	vs. Green Bay.....	15.....13
3/25/12	vs. Gonzaga.....	16.....12
11/23-12	vs. Morehead St.	15.....13
2/7/12	vs. DePaul.....	18.....10

12/21/12	vs. UC Santa Barbara	12.....10
12/28/12	vs. Alcorn State.....	21.....14
1/6/13	vs. Alabama	15.....13
1/27/13	vs. LSU	10.....13
2/3/13	vs. Georgia.....	12.....11
2/10/13	vs. Vanderbilt.....	10.....13
11/17/13	vs. Central Michigan.....	10.....11
11/21/13	vs. Lipscomb	10.....14
11/27/13	vs. Bradley	22.....14
1/2/14	vs. Alabama	12.....13
1/5/14	vs. Florida	10.....12
1/12/14	vs. Missouri.....	10.....13
1/19/14	vs. Auburn	13.....10
2/9/14	vs. Florida	10.....12
3/22/14	vs. Wright State	12.....14

Lydia Watkins (1)

3/21/08	vs. Middle Tennessee.....	16.....16
---------	---------------------------	-----------

Jodi Whitaker (5)

2/8/86	vs. Miami (Fla.)	16...12 (A)
--------	------------------------	-------------

11/28/87	vs. East Carolina	16.....14
12/1/87	vs. Eastern Kentucky	16.....11

2/23/88	vs. LSU	22.....10
---------	---------------	-----------

2/29/88	vs. Virginia Tech.....	17.....10
---------	------------------------	-----------

Lea Wise (2)

1/23/82	vs. Michigan.....	14...10 (A)
---------	-------------------	-------------

2/28/82	vs. Tennessee	11.....12
---------	---------------------	-----------

Tatyana Wyatt (1)

12/05/17	vs. Evansville.....	20.....10
----------	---------------------	-----------

Note: Games grouped together signify consecutive double-doubles



UK FRESHMAN SEASON RECORDS

<p>Points</p> <ol style="list-style-type: none"> 641 Valerie Still, 1979-80 525 Rhyme Howard, 2018-19 491 A'dia Mathies, 2009-10 413 Maria Donhoff, 1977-78 362 Samantha Mahoney, 2004-05 361 Kristi Cushenberry, 1988-89 364 Sarah Elliott, 2004-05 319 Leslie Nichols, 1982-83 310 Laura Meadows, 1997-98 298 Carly Ormerod, 2005-06 	<p>Field Goals Attempted</p> <ol style="list-style-type: none"> 463 Valerie Still, 1979-80 439 A'dia Mathies, 2009-10 406 Rhyme Howard, 2018-19 370 Maria Donhoff, 1977-78 329 Laura Meadows, 1997-98 296 Samantha Mahoney, 2004-05 268 Kristi Cushenberry, 1988-89 267 Sarah Elliott, 2004-05 266 Stacey Reed, 1991-92 247 Leslie Nichols, 1982-83 	<p>Free Throws Attempted</p> <ol style="list-style-type: none"> 183 Valerie Still, 1979-80 149 A'dia Mathies, 2009-10 145 Samantha Mahoney, 2004-05 134 Bria Goss, 2011-12 131 Maria Donhoff, 1977-78 105 Rhyme Howard, 2018-19 101 Victoria Dunlap, 2007-08 100 Kristi Cushenberry, 1988-89 99 LaTonya McDole, 1998-99 99 Alexis Jennings, 2014-15 	<ol style="list-style-type: none"> 73 Taylor Murray, 2015-16 73 Daiesha Hawthorne, 2001-02
<p>Points Per Game</p> <ol style="list-style-type: none"> 22.1 Valerie Still, 1979-80 16.4 Rhyme Howard, 2018-19 13.6 A'dia Mathies, 2009-10 12.9 Kristi Cushenberry, 1988-89 12.5 Maria Donhoff, 1977-78 12.3 SeSe Helm, 2000-01 11.4 Leslie Nichols, 1982-83 11.1 Laura Meadows, 1997-98 10.7 Jodie Whitaker, 1985-86 10.6 Samantha Mahoney, 2004-05 	<p>Field Goal Percentage</p> <ol style="list-style-type: none"> 55.8 Sarah Elliott, 2004-05 55.3 Valerie Still, 1979-80 55.0 Elisabeth Lukschu, 1977-78 53.8 Taylor Murray, 2015-16 52.6 Leslie Nichols, 1982-83 52.6 Jodie Whitaker, 1985-86 50.8 Josh Mills, 1989-90 49.3 Batouly Camara, 2015-16 48.3 Makayla Epps, 2013-14 48.1 Sandy Harding, 1983-84 48.1 Kristi Cushenberry, 1988-89 	<p>Free Throw Percentage (min 50 attempts)</p> <ol style="list-style-type: none"> 86.1 SeSe Helm, 2000-01 85.0 Kristi Cushenberry, 1988-89 84.5 Chante' Bowman, 2004-05 83.3 Taylor Murray, 2015-16 78.4 Karen Killen, 1990-91 77.3 Angela Phillips, 2003-04 76.8 Bernisha Pinkett, 2010-11 75.5 Patty Jo Hedges, 1979-80 74.7 Stacey Reed, 1991-92 74.7 Alexis Jennings, 2014-15 	<p>Double-Figure Scoring Games</p> <ol style="list-style-type: none"> 29 Valerie Still, 1979-80 26 Rhyme Howard, 2018-19 26 A'dia Mathies, 2009-10 23 Bria Goss, 2011-12 22 Maria Donhoff, 1977-78 18 Kristi Cushenberry, 1988-89 18 Samantha Mahoney, 2004-05 17 Leslie Nichols, 1982-83 17 Laura Meadows, 1997-98 17 Sarah Elliot, 2004-05
<p>Rebounds</p> <ol style="list-style-type: none"> 403 Valerie Still, 1979-80 228 Victoria Dunlap, 2007-08 212 Rhyme Howard, 2018-19 199 Maria Donhoff, 1977-78 197 Leslie Nichols, 1982-83 185 Sarah Elliott, 2004-05 175 LaTonya McDole, 1998-99 174 A'dia Mathies, 2009-10 162 Laura Meadows, 1997-98 142 Kim Denkins, 1994-95 142 Batouly Camara, 2015-16 	<p>Three-Pointers Made</p> <ol style="list-style-type: none"> 74 Rhyme Howard, 2018-19 50 Sara Potts, 2001-02 49 Maci Morris, 2015-16 49 Carly Ormerod, 2005-06 43 Laura Meadows, 1997-98 38 Natalie Martinez, 1996-97 34 Bria Goss, 2011-12 31 A'dia Mathies, 2009-10 30 Stacey Reed, 1991-92 25 Shaunda Roberts, 1994-95 25 Dominique Mitchell, 1995-96 	<p>Blocks</p> <ol style="list-style-type: none"> 49 Sarah Elliott, 2004-05 46 Valerie Still, 1979-80 38 Leslie Nichols, 1982-83 35 Laura Meadows, 1977-98 31 Azia Bishop, 2011-12 30 Batouly Camara, 2015-16 25 Victoria Dunlap, 2007-08 25 Dorrie Harrison, 2017-18 24 Alyssa Rice, 2014-15 23 Alexis Jennings, 2014-15 	<p>Double-Figure Rebounds Games</p> <ol style="list-style-type: none"> 25 Valerie Still, 1979-80 9 Leslie Nichols, 1982-83 7 Victoria Dunlap, 2007-08 6 Rhyme Howard, 2018-19 6 Elisabeth Lukschu, 1977-78 3 Laura Meadows, 1997-98 3 Jennifer Humphrey, 2002-03
<p>Rebounds Per Game</p> <ol style="list-style-type: none"> 13.9 Valerie Still, 1979-80 7.0 Leslie Nichols, 1982-83 6.6 Rhyme Howard, 2018-19 6.9 Victoria Dunlap, 2007-08 6.2 Elisabeth Lukschu, 1977-78 6.0 Maria Donhoff, 1977-78 5.8 Laura Meadows, 1997-98 5.5 LaTonya McDole, 1998-99 5.5 Jennifer Humphrey, 2002-03 5.4 Sarah Elliott, 2004-05 	<p>Three-Pt. Field Goal Percentage (min 100 attempts)</p> <ol style="list-style-type: none"> 41.5 Carly Ormerod, 2005-06 39.2 Maci Morris, 2015-16 38.7 Rhyme Howard, 2018-19 34.0 Sara Potts, 2001-02 33.3 Laura Meadows, 1997-98 31.4 Natalie Martinez, 1996-97 29.0 A'dia Mathies, 2009-10 26.3 Stacey Reed, 1991-92 	<p>Steals</p> <ol style="list-style-type: none"> 93 A'dia Mathies, 2009-10 69 Stacey Reed, 1991-92 68 Rhyme Howard, 2018-19 60 Patty Jo Hedges, 1979-80 56 Taylor Murray, 2015-16 55 Sandy Harding, 1983-84 47 Laura Meadows, 1997-98 43 Valerie Still, 1979-80 43 Victoria Dunlap, 2007-08 42 Christina Jansen, 1992-93 42 Maegan Conwright, 2010-11 	<p>Double-Figure Assists</p> <ol style="list-style-type: none"> 2 Sandy Harding, 1983-84 1 Jodie Whitaker, 1985-86 1 Tracye Davis, 1987-88
<p>Field Goals Made</p> <ol style="list-style-type: none"> 256 Valerie Still, 1979-80 178 A'dia Mathies, 2009-10 165 Maria Donhoff, 1977-78 149 Sarah Elliott, 2004-05 130 Leslie Nichols, 1982-83 129 Kristi Cushenberry, 1988-89 127 Samantha Mahoney, 2004-05 123 Jodie Whitaker, 1985-86 115 SeSe Helm, 2000-01 114 Laura Meadows, 1997-98 	<p>Free Throws Made</p> <ol style="list-style-type: none"> 129 Valerie Still, 1979-80 104 A'dia Mathies, 2009-10 91 Samantha Mahoney, 2004-05 85 Kristi Cushenberry, 1988-89 83 Maria Donhoff, 1977-78 74 Alexis Jennings, 2014-15 71 Rhyme Howard, 2018-19 62 Stacey Reed, 1991-92 62 LaTonya McDole, 1998-99 62 SeSe Helm, 2000-01 	<p>Assists</p> <ol style="list-style-type: none"> 168 Sandy Harding, 1983-84 141 Patty Jo Hedges, 1979-80 119 Angela Phillips, 2002-03 93 LaToya McDole, 1999-2000 90 Stacey Reed, 1991-92 90 Julie Whitacker, 1999-2000 87 Rita Adams, 2000-01 87 A'dia Mathies, 2009-10 75 Rhyme Howard, 2018-19 	<p>SINGLE-GAME FRESHMAN RECORDS</p> <p>Points</p> <p>39 Valerie Still vs. Indiana (12/6/80)</p> <p>Rebounds</p> <p>26 Valerie Still vs. Rutgers (Jan. 12, 1980)</p> <p>Assists</p> <p>13 Tracye Davis vs. Tennessee St. (1/30/88)</p> <p>Blocks</p> <p>7 DeNesha Stallworth vs. Texas A&M (2/18/13)</p> <p>Steals</p> <p>8 A'dia Mathies vs. Miss. Valley St. (1/1/10)</p>



YEAR-BY-YEAR RESULTS

Year	Final Rank			H	A	N	W	SEC			SEC Tournament			NCAA/WNIT Tournament			Coach	
	W	L	Pct.					W	L	Pct.	Finish	W	L	Finish	W	L		Finish
1974-75	16	9	.640														Feamster	
1975-76	13	12	.520	6-4	5-5	2-3											Feamster	
1976-77	19	7	.731	7-3	7-3	5-1											Yow	
1977-78	23	12	.657	13-3	5-4	5-5											Yow	
1978-79	13	16	.448	6-7	6-6	1-3											Yow	
1979-80	24	5	.828	14	14-1	8-3	2-1										Yow	
1980-81	25	6	.806	11	16-0	7-3	2-3										Hall	
1981-82	24	8	.750	13	17-2	6-5	1-1										Hall	
1982-83	23	5	.821	12	15-1	8-2	0-2	6	2	.750	t2nd SEC/2nd East	0	1	Quarterfinals	0	1	First Round	Hall
1983-84	15	13	.536		11-6	4-6	0-1	2	6	.250	t7th SEC/t3rd East	0	1	Quarterfinals				Hall
1984-85	16	12	.571		11-5	5-6	0-1	3	5	.375	t7th SEC/4th East	0	1	1st Round				Hall
1985-86	18	11	.621		13-3	5-7	0-1	4	5	.444	t6th	0	1	Quarterfinals	0	1	First Round	Hall
1986-87	17	11	.607		8-5	7-4	2-2	3	6	.333	7th	1	1	Quarterfinals				Hall
1987-88	14	15	.483		12-4	1-10	1-1	0	9	.000	10th	1	1	Quarterfinals				Hall
1988-89	12	16	.428		9-4	3-11	0-1	3	6	.333	t7th	0	1	1st Round				Fanning
1989-90	23	8	.742		11-3	8-4	4-1	3	6	.333	8th	0	1	1st Round	3	0	Champions (WNIT)	Fanning
1990-91	20	9	.690		11-3	7-4	2-2	4	5	.444	t5th	0	1	Quarterfinals	0	1	First Round	Fanning
1991-92	16	14	.533		9-4	3-8	4-2	5	6	.455	6th	2	1	Semifinals				Fanning
1992-93	18	10	.643		10-3	5-4	3-3	5	6	.455	t6th	1	1	Quarterfinals				Fanning
1993-94	17	11	.607		9-4	6-5	2-2	5	6	.455	t7th	1	1	Quarterfinals				Fanning
1994-95	14	14	.500		8-5	5-8	1-1	4	7	.364	9th	1	1	Quarterfinals				Fanning
1995-96	8	19	.296		6-5	0-9	2-5	2	9	.182	t11th	0	1	1st Round	0	1	1st Round	Mattox
1996-97	8	19	.296		4-6	3-10	1-3	2	10	.167	10th	0	1	1st Round	0	1	1st Round	Mattox
1997-98	13	15	.464		7-4	3-10	3-1	5	9	.357	8th	0	1	1st Round	0	1	1st Round	Mattox
1998-99	21	11	.656		7-3	9-5	5-3	7	7	.500	t5th	2	1	Semifinals	1	1	Second Round	Mattox
1999-00	15	14	.517		7-5	7-6	1-3	5	9	.357	t8th	1	1	Quarterfinals				Mattox
2000-01	6	21	.222		5-7	1-10	0-4	2	12	.143	12th	0	1	1st Round	0	1	1st Round	Mattox
2001-02	9	20	.450		3-8	2-11	4-1	1	13	.071	12th	1	1	Quarterfinals				Mattox
2002-03	11	16	.407		8-5	1-10	2-1	4	10	.286	9th	0	1	1st Round				Mattox
2003-04	11	17	.393		7-7	3-9	1-1	3	11	.214	11th	0	1	1st Round				Mattox
2004-05	18	16	.529		15-4	2-9	1-3	4	10	.286	t9th	0	1	1st Round	3	1	Semifinals (WNIT)	DeMoss
2005-06	22	9	.710		11-4	7-3	4-2	9	5	.643	4th	1	1	Semifinals	1	1	Second Round	DeMoss
2006-07	20	14	.588		10-5	6-7	4-2	6	8	.429	t7th	1	1	Quarterfinals	2	1	Third Round (WNIT)	DeMoss
2007-08	17	16	.515		10-8	5-5	2-3	8	6	.571	t4th	1	1	Semifinals	2	1	Quarterfinals (WNIT)	Mitchell
2008-09	16	16	.500		11-6	4-9	1-1	5	9	.357	t9th	0	1	1st Round	1	1	Second Round (WNIT)	Mitchell
2009-10	28	8	.778	19/t9	17-0	6-6	5-2	11	5	.688	3rd	2	1	Finals	3	1	Elite Eight	Mitchell
2010-11	25	9	.735	17/22	13-2	8-5	4-2	11	5	.688	2nd	2	1	Finals	1	1	Second Round	Mitchell
2011-12	28	7	.800	12/8	18-0	6-5	4-2	13	3	.812	1st	1	1	Semifinals	3	1	Elite Eight	Mitchell
2012-13	30	6	.833	7/7	16-1	9-3	5-2	13	3	.812	2nd	2	1	Finals	3	1	Elite Eight	Mitchell
2013-14	26	9	.743	10/11	14-4	9-3	3-2	10	6	.625	4th	2	1	Finals	2	1	Sweet 16	Mitchell
2014-15	24	10	.750	11/16	14-3	6-5	4-2	10	6	.625	t4th	2	1	Semifinals	1	1	Second Round	Mitchell
2015-16	25	8	.806	12/13	16-2	7-4	2-2	10	6	.625	t4th	2	1	Semifinals	2	1	Sweet 16	Mitchell
2016-17	22	11	.666	18/25	16-4	5-6	1-1	11	5	.687	t3rd	1	1	Semifinals	1	1	Second Round	Mitchell
2017-18	15	17	.469		9-7	5-9	1-1	6	10	.375	9th	1	1	Quarterfinals				Mitchell
2018-19	25	8	.781	18/21	15-3	6-4	4-1	11	5	.687	4th	0	1	Quarterfinals	1	1	Second Round	Mitchell
2019-20	22	8	.733	16/18	14-3	7-4	1-1	10	6	.625	3rd	1	1	Semifinals	-	-	Tournament canceled	Mitchell
Totals	845	548	.606		489-176	238-275	102-88	226	263	.462		36	41		34	20		

Rankings - AP/Coaches Poll



ALL-TIME RESULTS

MATTHEW MITCHELL

Overall Record at UK: 303-133 (2007-present)

2019-20

Coach: Matthew Mitchell

Record: 22-8 (10-6 SEC)

Nov. 5	Mount. St. Mary's	67-44	Won	(H)
Nov. 10	Middle Tennessee	67-52	Won	(A)
Nov. 13	Stetson	67-48	Won	(H)
Nov. 16	Virginia	50-47	Won	(A)
Nov. 21	Morehead State	79-54	Won	(H)
Nov. 26	Grambling State	81-35	Won	(H)
Dec. 1	Austin Peay	81-52	Won	(H)
Dec. 4	Charlotte	86-39	Won	(H)
Dec. 8	Samford	79-49	Won	(H)
Dec. 11	Winthrop !	91-36	Won	(H)
Dec. 15	Louisville !	67-66	Loss	(H)
Dec. 21	California	63-61	Won	(A)
Jan. 2	South Carolina	72-99	Loss	(A)
Jan. 5	Tennessee	80-76	Won	(H)
Jan. 9	Alabama	81-71	Won	(A)
Jan. 12	Florida	65-45	Won	(A)
Jan. 16	Texas A&M	76-54	Won	(H)
Jan. 19	LSU	65-59	Loss	(A)
Jan. 27	Auburn	68-61	Won	(H)
Jan. 30	Missouri	62-47	Won	(A)
Feb. 2	Florida	70-62	Loss	(H)
Feb. 6	Alabama	66-62	Won	(H)
Feb. 9	Arkansas	85-103	Loss	(A)
Feb. 16	Mississippi State	73-62	Won	(H)
Feb. 20	Ole Miss	94-52	Won	(A)
Feb. 23	South Carolina	67-58	Loss	(H)
Feb. 27	Georgia	88-77	Won	(H)
March 1	Vanderbilt	64-70	Loss	(A)
March 6	Tennessee *	86-65	Won	(N)
March 7	Mississippi State *	59-77	Loss	(N)

! = Game played in Rupp Arena - Lexington, Ky.

* - SEC Tournament - Greenville, S.C. (Bon Secours Wellness Arena)

2018-19

Coach: Matthew Mitchell

Record: 25-8 (11-5 SEC)

Nov. 7	Alabama State	87-35	Won	(H)
Nov. 11	Southern	91-41	Won	(H)
Nov. 15	Virginia !	63-51	Won	(H)
Nov. 18	High Point	71-49	Won	(H)
Nov. 22	South Florida *	85-63	Won	(N)
Nov. 23	UCLA *	75-74 (ot)	Won	(N)
Nov. 24	North Carolina *	85-75	Won	(N)
Nov. 28	Morehead State	87-57	Won	(H)
Dec. 6	Rhode Island	75-52	Won	(H)
Dec. 9	Louisville	75-80	Loss	(A)
Dec. 15	Middle Tennessee	72-55	Won	(H)
Dec. 18	Western Carolina	99-39	Won	(H)
Dec. 21	Murray State	88-49	Won	(H)
Dec. 29	Sacred Heart	71-43	Won	(H)
Jan. 3	Vanderbilt	77-55	Won	(H)
Jan. 6	Mississippi State	86-71	Loss	(A)
Jan. 10	Tennessee	73-71	Won	(A)
Jan. 13	Ole Miss	55-49	Loss	(H)
Jan. 17	LSU	64-60	Won	(A)
Jan. 24	Missouri	52-41	Won	(H)
Jan. 27	Texas A&M	73-71	Loss	(A)
Jan. 31	South Carolina	74-70	Loss	(H)
Feb. 3	Florida !	62-51	Won	(H)
Feb. 7	Auburn	78-68	Won	(A)

Feb. 11	Alabama	68-53	Won	(A)
Feb. 17	Arkansas	61-59	Won	(H)
Feb. 21	South Carolina	65-57	Won	(A)
Feb. 24	LSU	57-52	Won	(H)
Feb. 28	Texas A&M	62-55	Loss	(H)
Mar. 3	Georgia	58-53	Won	(A)
Mar. 8	Missouri **	70-68 (ot)	Loss	(N)
Mar. 23	Princeton ***	82-77	Won	(N)
Mar. 25	NC State ***	57-72	Loss	(A)

! = Game played in Rupp Arena - Lexington, Ky.

* - Paradise Jam (St. Thomas Virgin Islands)

** - SEC Tournament - Greenville, S.C. (Bon Secours Wellness Arena)

*** - NCAA Tournament - Raleigh, N.C. (Reynolds Coliseum)

Italy

August 2018 • 2-1

W, 73-41 vs. Bosnia-Herzegovina National Team

L, 46-64 vs. TK Hannover

W, 81-64 vs. Marghera Select

2017-18

Coach: Matthew Mitchell

Record: 15-17 (6-10 SEC)

Nov. 5	Southern Indiana	87-56	Won	(H)
Nov. 10	Sacramento State	101-70	Won	(H)
Nov. 12	Gardner-Webb	72-34	Won	(H)
Nov. 16	Montana	71-54	Won	(A)
Nov. 19	Washington State	73-68	Won	(A)
Nov. 22	Morehead State	86-53	Won	(H)
Nov. 26	Marshall	69-39	Won	(H)
Nov. 30	#9 Baylor	63-90	Loss	(A)
Dec. 3	Tennessee Tech	82-54	Won	(H)
Dec. 5	Evansville	100-62	Won	(H)
Dec. 8	Florida Gulf Coast	64-70	Loss	(A)
Dec. 10	Miami (Fla.)	54-65	Loss	(A)
Dec. 17	#3 Louisville	63-87	Loss	(H)
Dec. 21	#24 California	52-62	Loss	(H)
Dec. 28	Middle Tennessee	57-62	Loss	(A)
Dec. 31	#7 Tennessee !	49-63	Loss	(H)
Jan. 4	#19 Texas A&M	70-74	Loss	(A)
Jan. 7	Georgia	42-56	Loss	(H)
Jan. 11	Florida	56-53	Won	(A)
Jan. 15	Vanderbilt	55-70	Loss	(A)
Jan. 21	#10 South Carolina !	64-81	Loss	(H)
Jan. 25	Alabama	79-54	Won	(H)
Jan. 29	Arkansas	76-65	Won	(A)
Feb. 1	Auburn	65-48	Won	(H)
Feb. 4	LSU !	70-72	Loss	(H)
Feb. 8	#15 Missouri	78-83	Loss	(A)
Feb. 11	#2 Mississippi State	55-74	Loss	(A)
Feb. 15	Arkansas	78-57	Won	(H)
Feb. 18	#8 South Carolina	63-81	Loss	(A)
Feb. 22	Ole Miss	79-71	Win	(A)
Feb. 25	#2 Mississippi State	63-85	Loss	(H)
Mar. 1	Alabama*	71-64	Won	(N)
Mar. 2	#2 Mississippi State*	58-81	Loss	(N)

! = Game played in Rupp Arena - Lexington, Ky.

* - SEC Tournament - Nashville, Tenn. (Bridgestone Arena)

2016-17

Coach: Matthew Mitchell

Record: 22-11 (11-5 SEC)

Nov. 11	#14 Miami (Fla.) *	82-66	Won	(H)
---------	--------------------	-------	-----	-----

Nov. 12	Albany *	70-46	Won	(H)
Nov. 17	New Hampshire	92-43	Won	(H)
Nov. 19	Colorado	79-69	Loss	(A)
Nov. 23	Morehead State	74-47	Won	(H)
Nov. 27	Samford	80-57	Won	(H)
Dec. 1	#12 Oklahoma	82-68	Won	(H)
Dec. 4	#7 Louisville	69-67 (OT)	Loss	(A)
Dec. 9	Middle Tennessee	61-48	Won	(H)
Dec. 11	#23 Arizona St. !	73-71 (OT)	Loss	(H)
Dec. 18	Radford	59-36	Won	(H)
Dec. 21	Washington St.	69-67	Won	(H)
Dec. 29	#15 Duke	69-54	Loss	(A)
Jan. 1	Tennessee	72-65	Loss	(A)
Jan. 5	Missouri	64-62	Won	(H)
Jan. 8	Texas A&M	77-68	Loss	(H)
Jan. 12	Alabama	71-54	Won	(A)
Jan. 15	Georgia	82-61	Won	(H)
Jan. 19	LSU	55-42	Won	(A)
Jan. 22	Auburn	64-60	Won	(A)
Jan. 26	Ole Miss	89-57	Won	(H)
Jan. 30	Missouri	73-67	Loss	(A)
Feb. 2	#4 South Carolina	75-63	Loss	(H)
Feb. 5	Vanderbilt	71-63	Won	(H)
Feb. 9	Georgia	66-56	Won	(A)
Feb. 16	Arkansas	69-62	Won	(A)
Feb. 19	Florida	67-48	Won	(H)
Feb. 23	#3 Miss. State	78-75 (OT)	Won	(H)
Feb. 26	#7 South Carolina	95-87	Loss	(A)
Mar. 3	Alabama **	65-55	Won	(N)
Mar. 4	#5 South Carolina **	89-77	Loss	(N)
Mar. 17	Belmont ***	73-70	Won	(H)
Mar. 19	#11 Ohio State ***	82-68	Loss	(H)

! - Game played in Rupp Arena - Lexington, Ky.

* - Kentucky Classic - Lexington, Ky. (Memorial Coliseum)

** - SEC Tournament - Greenville, S.C. (Bon Secours Wellness Arena)

*** - NCAA First & Second Rounds - Lexington, Ky. (Memorial Coliseum)

2015-16

Coach: Matthew Mitchell

Record: 25-8 (10-6 SEC)

Nov. 13	Rice	72-39	Won	(H)
Nov. 15	#15/15 Arizona State	68-64 (OT)	Won	(A)
Nov. 18	Morehead State	112-57	Won	(H)
Nov. 22	Colorado	86-61	Won	(H)
Nov. 25	Eastern Michigan	89-67	Won	(H)
Nov. 29	Jackson State	92-24	Won	(H)
Dec. 2	Northern Kentucky	84-65	Won	(A)
Dec. 10	Louisville !	72-54	Won	(H)
Dec. 13	Middle Tennessee	68-52	Won	(A)
Dec. 20	#13/11 Duke !	71-61	Won	(H)
Dec. 28	Tennessee State	81-39	Won	(H)
Jan. 3	Auburn	61-66	Lost	(A)
Jan. 7	Alabama	73-48	Won	(H)
Jan. 10	Georgia	64-53	Won	(A)
Jan. 14	#2/2 South Carolina	62-73	Lost	(H)
Jan. 17	Auburn	54-47	Won	(H)
Jan. 21	Ole Miss	65-73	Lost	(A)
Jan. 25	#18/21 Tennessee	64-63	Won	(H)
Jan. 28	Vanderbilt	69-71	Lost	(H)
Jan. 31	Florida	79-85	Lost	(A)
Feb. 4	#2/2 South Carolina	68-78	Lost	(A)
Feb. 7	LSU	70-58	Won	(H)
Feb. 14	Vanderbilt	71-55	Won	(A)



ALL-TIME RESULTS

Feb. 18	#14/13 Mississippi St.	83-60	Won	(A)
Feb. 21	Arkansas	77-63	Won	(H)
Feb. 25	#24/24 Missouri	69-59	Won	(H)
Feb. 28	#13/13 Texas A&M	71-58	Won	(A)
March 3	LSU*	79-71	Won	(N)
March 4	#25/24 Florida*	92-69	Won	(N)
March 5	#2/3 South Carolina*	63-93	Lost	(N)
March 19	UNC Asheville**	85-31	Won	(H)
March 20	Oklahoma**	79-58	Won	(H)
March 25	Washington***!	72-85	Lost	(N)

! = Game played in Rupp Arena - Lexington, Ky.

* - SEC Tournament - Little Rock, Ark. (Verizon Arena)

** - NCAA Tournament, First & Second Rounds, Lexington, Ky. (Memorial Coliseum)

*** - NCAA Tournament, Lexington Regional (Rupp Arena)

2014-15

Coach: Matthew Mitchell

Record: 24-10 (10-6 SEC)

Nov. 14	Appalachian State	111-74	Won	(H)
Nov. 17	#8/9 Baylor !	74-64	Won	(H)
Nov. 19	Morehead State	91-62	Won	(H)
Nov. 22	Central Michigan	71-68	Won	(A)
Nov. 27	Illinois *	71-77	Lost	(N)
Nov. 28	Oklahoma *	92-88 (OT)	Won	(N)
Nov. 29	South Florida *	61-57	Won	(N)
Dec. 3	Northern Kentucky	82-64	Won	(H)
Dec. 7	#7/7 Louisville	77-68	Won	(A)
Dec. 12	Middle Tennessee	78-62	Won	(H)
Dec. 14	Belmont	71-55	Won	(H)
Dec. 21	#13/13 Duke	68-89	Lost	(A)
Dec. 28	Tennessee State	87-75	Won	(H)
Jan. 2	Alabama	78-66	Won	(A)
Jan. 4	Ole Miss	64-58	Won	(H)
Jan. 8	Auburn	78-57	Won	(H)
Jan. 11	#1/1 South Carolina	60-68	Lost	(A)
Jan. 15	Florida	62-56	Won	(H)
Jan. 18	LSU	79-84	Lost	(A)
Jan. 25	Missouri	83-69	Won	(A)
Jan. 29	#6/6 Tennessee	72-73	Lost	(H)
Feb. 1	#21/20 Georgia	80-72	Won	(H)
Feb. 8	Vanderbilt	82-68	Won	(A)
Feb. 12	#13/15 Miss. State	92-90 (2OT)	Won	(H)
Feb. 15	#6/6 Tennessee	58-72	Lost	(A)
Feb. 19	#15/15 Texas A&M	69-81	Lost	(H)
Feb. 23	Ole Miss	59-67	Lost	(A)
Feb. 26	Arkansas	56-51	Won	(A)
March 1	#2/2 South Carolina	67-56	Won	(H)
March 5	Vanderbilt **	67-61	Won	(N)
March 6	#11/13 Miss. State*	*76-67	Won	(N)
March 7	#5/5 Tennessee **	64-75	Lost	(N)
March 20	Tennessee State ***	97-52	Won	(H)
March 22	Dayton ***	94-99	Lost	(H)

! = Game played in Rupp Arena - Lexington, Ky.

* - Paradise Jam - St. Thomas, Virgin Islands (UVI Sports and Fitness Center)

** - SEC Tournament - Little Rock, Ark. (Verizon Arena)

*** - NCAA Tournament, First & Second Rounds, Lexington, Ky. (Memorial Coliseum)

2013-14

Coach: Matthew Mitchell

Record: 26-9 (10-6 SEC)

Nov. 8	Marist	75-61	Won	(A)
--------	--------	-------	-----	-----

Nov. 10	Wagner	96-57	Won	(A)
Nov. 13	Georgia Southern	103-38	Won	(H)
Nov. 17	Central Michigan	96-74	Won	(H)
Nov. 21	Lipscomb	116-49	Won	(H)
Nov. 24	Middle Tennessee	84-72	Won	(A)
Nov. 27	Bradley	117-77	Won	(H)
Dec. 1	#3/4 Louisville	69-64	Won	(H)
Dec. 6	#9/9 Baylor %	133-130 (4OT)	Won	(N)
Dec. 12	DePaul	96-85	Won	(A)
Dec. 15	East Tennessee State	73-56	Won	(H)
Dec. 22	#2/2 Duke !	61-69	Lost	(H)
Dec. 29	Grambling State	109-46	Won	(H)
Jan. 2	Alabama	85-63	Won	(A)
Jan. 5	Florida	73-83	Lost	(H)
Jan. 9	#10/11 South Carolina	59-68	Lost	(A)
Jan. 12	Missouri	80-69	Won	(H)
Jan. 19	Auburn	73-71	Won	(A)
Jan. 23	Alabama	55-57	Lost	(H)
Jan. 26	Arkansas	68-58	Won	(H)
Jan. 30	Georgia	56-58	Lost	(A)
Feb. 2	#14/14 LSU	63-56	Won	(H)
Feb. 9	Florida	80-86	Lost	(A)
Feb. 13	Ole Miss	108-78	Won	(H)
Feb. 16	#8/8 Tennessee	75-71	Won	(A)
Feb. 20	#4/6 South Carolina	58-81	Lost	(H)
Feb. 23	#16/13 Texas A&M	83-74	Won	(A)
Feb. 27	Mississippi State	81-74 (OT)	Won	(A)
March 2	Vanderbilt	65-63	Won	(H)
March 7	Florida *	75-70	Won	(N)
March 8	#5/7 South Carolina *	68-58	Won	(N)
March 9	#6/6 Tennessee *	70-71	Lost	(N)
March 22	Wright State **	106-60	Won	(H)
March 24	Syracuse **	64-59	Won	(H)
March 29	#5/6 Baylor ***	72-90	Lost	(N)

% - Game Played in AT&T Stadium (Arlington, Texas)

! - Game played in Rupp Arena

* - SEC Tournament, Duluth, Ga.

(The Arena at Gwinnett Center)

** - NCAA 1st & 2nd Rounds, Lexington, Ky.

(Memorial Coliseum)

*** - NCAA Regional, South Bend, Ind.

(Purcell Pavilion)

2012-13

Coach: Matthew Mitchell

Record: 30-6 (13-3 SEC)

Nov. 10	Delaware State	96-50	Won	(H)
Nov. 13	Baylor #1/1	51-85	Lost	(A)
Nov. 17	High Pt.	80-46	Won	(H)
Nov. 23	Morehead State	73-37	Won	(H)
Nov. 25	USC Upstate	100-34	Won	(H)
Nov. 28	Miami (Ohio)	92-53	Won	(H)
Dec. 2	#7/6 Louisville	48-47	Won	(A)
Dec. 7	DePaul !	96-64	Won	(H)
Dec. 9	Middle Tennessee	68-46	Won	(H)
Dec. 18	Pepperdine	80-62	Won	(A)
Dec. 21	UC Santa Barbara	66-38	Won	(A)
Dec. 28	Alcorn State	90-23	Won	(H)
Dec. 30	Marist	78-56	Won	(H)
Jan. 3	Florida	76-69	Won	(H)
Jan. 6	Alabama	87-70	Won	(A)
Jan. 10	#20/21 Texas A&M	65-62	Won	(H)
Jan. 13	Missouri	69-43	Won	(A)
Jan. 17	Mississippi State	100-47	Won	(H)
Jan. 20	Auburn	97-53	Won	(H)
Jan. 24	#18/14 South Carolina	50-55	Lost	(A)

Jan. 27	LSU	73-60	Won	(H)
Feb. 3	#13/14 Georgia	71-75	Lost	(H)
Feb. 7	Arkansas	80-74 (OT)	Won	(A)
Feb. 10	Vanderbilt	75-53	Won	(A)
Feb. 14	#16/14 South Carolina	78-74	Won	(H)
Feb. 18	#10/13 Texas A&M	70-66	Won	(A)
Feb. 24	LSU	72-77	Lost	(A)
Feb. 28	Ole Miss	90-65	Won	(A)
March 3	#8/8 Tennessee	78-65	Won	(H)
March 8	Vanderbilt *	76-65	Won	(N)
March 9	#12/12 Georgia *	60-38	Won	(N)
March 10	#19/19 Texas A&M *	67-75	Lost	(N)
March 24	Navy **	61-41	Won	(N)
March 26	#18/15 Dayton **	84-70	Won	(N)
March 30	#15/16 Delaware ***	69-62	Won	(N)
April 1	#3/3 Connecticut ***	53-83	Lost	(N)

! - Game played in Rupp Arena

* - SEC Tournament, Duluth, Ga.

(The Arena at Gwinnett Center)

** - NCAA 1st & 2nd Rounds, Queens, N.Y.

(Carnesecca Arena)

*** - NCAA Regional, Bridgeport, Conn. (Webster Bank Arena)

2011-12

SEC Regular Season Champions

Coach: Matthew Mitchell

Record: 28-7 (13-3 SEC)

Nov. 11	Morehead State	96-60	Won	(A)
Nov. 15	Jacksonville State	100-25	Won	(H)
Nov. 17	Northeastern	81-47	Won	(H)
Nov. 19	Southern Miss	88-71	Won	(H)
Nov. 23	Nebraska Omaha	81-48	Won	(H)
Nov. 25	Sam Houston State	73-52	Won	(H)
Nov. 27	Mississippi Valley State	90-51	Won	(H)
Dec. 4	#10/11 Louisville	74-54	Won	(H)
Dec. 8	#6/5 Duke !	72-65	Won	(H)
Dec. 11	Arkansas-Pine Bluff	101-43	Won	(H)
Dec. 18	#3/3 Notre Dame	83-92	Lost	(A)
Dec. 21	Samford	90-61	Won	(H)
Dec. 28	Middle Tennessee	58-70	Lost	(A)
Jan. 1	Florida	59-56	Won	(A)
Jan. 5	Arkansas	84-72	Won	(H)
Jan. 8	Mississippi State	88-40	Won	(H)
Jan. 12	#6/7 Tennessee	61-60	Won	(H)
Jan. 15	#24/rv South Carolina	66-58	Won	(A)
Jan. 19	#15/14 Georgia	69-64	Won	(A)
Jan. 22	Florida	57-52	Won	(H)
Jan. 26	Auburn	66-48	Won	(A)
Jan. 29	Alabama	82-68	Won	(H)
Feb. 2	Ole Miss	82-41	Won	(H)
Feb. 5	LSU	51-61	Lost	(A)
Feb. 13	#13/11 Tennessee	54-91	Lost	(A)
Feb. 16	Alabama	75-77	Lost	(A)
Feb. 20	RV/#24 Vanderbilt	70-61	Won	(H)
Feb. 23	South Carolina	53-50	Won	(H)
Feb. 26	Mississippi State	76-40	Won	(A)
March 2	Florida *	71-67	Won	(N)
March 3	LSU *	61-72	Lost	(N)
March 17	McNeese State **	68-62	Won	(N)
March 19	#10/10 Green Bay ***	65-62	Won	(N)
March 25	RV/#24 Gonzaga ***	79-62	Won	(N)
March 27	#3/3 Connecticut ***	65-80	Lost	(N)

! - Game played in Rupp Arena

* - SEC Tournament, Nashville, Tenn. (Bridgestone Arena)



ALL-TIME RESULTS

** - NCAA 1st & 2nd Rounds, Ames, Iowa (Hilton Coliseum)

*** - NCAA Regional, Kingston, R.I. (Ryan Center)

2010-11

Coach: Matthew Mitchell

Record: 25-9 (11-5 SEC)

Nov. 12	Morehead State	82-48	Won	(H)
Nov. 14	Miami (Ohio)	84-71	Won	(A)
Nov. 21	#12/12 Notre Dame	81-76	Won	(H)
Nov. 26	Murray State *	91-59	Won	(N)
Nov. 27	Southern Miss *	79-60	Won	(A)
Dec. 5	Louisville	52-78	Lost	(A)
Dec. 7	Tennessee Tech	77-53	Won	(H)
Dec. 11	UT-Chattanooga	79-64	Won	(A)
Dec. 18	Alabama A&M	84-58	Won	(H)
Dec. 21	Arkansas Pine Bluff	107-35	Won	(H)
Dec. 29	Middle Tennessee	81-72	Won	(H)
Dec. 30	UT-Martin	68-47	Won	(H)
Jan. 4	#3/3 Duke	48-54	Lost	(A)
Jan. 6	#25/RV Arkansas	67-78	Lost	(A)
Jan. 9	Georgia	59-61	Lost	(H)
Jan. 13	South Carolina	66-48	Won	(H)
Jan. 16	Mississippi State	72-60	Won	(H)
Jan. 20	Florida	59-58	Won	(A)
Jan. 23	Vanderbilt	78-68	Won	(H)
Jan. 27	Ole Miss	74-68	Won	(A)
Jan. 30	Alabama	82-69	Won	(A)
Feb. 3	Auburn	69-38	Won	(H)
Feb. 7	#4/4Tennessee	67-73	Lost	(H)
Feb. 10	South Carolina	61-66	Lost	(A)
Feb. 13	LSU	49-47	Won	(H)
Feb. 17	Georgia	51-69	Lost	(A)
Feb. 20	Vanderbilt	80-71	Won	(A)
Feb. 24	Arkansas	55-54	Won	(H)
Feb. 27	Auburn	76-62	Won	(A)
March 4	LSU **	60-58	Won	(N)
March 5	Vanderbilt **	69-56	Won	(N)
March 6	#4/4 Tennessee **	65-90	Lost	(N)
March 19	Hampton ***	66-62 (OT)	Won	(N)
March 21	#14/14 UNC ***	74-86	Lost	(N)

* Lady Eagle Thanksgiving Classic (Hattiesburg, Miss.) (Reed Green Coliseum)

** SEC Tournament, Nashville, Tenn. (Bridgestone Arena)

*** NCAA 1st & 2nd Rounds, Albuquerque, N.M. (The Pit/University Arena)

2009-10

Coach: Matthew Mitchell

Record: 28-8 (11-5 SEC)

Nov. 13	Boston	92-58	Won	(H)
Nov. 15	Butler	87-66	Won	(H)
Nov. 17	Morehead State	72-55	Won	(A)
Nov. 22	Chattanooga	65-55	Won	(H)
Nov. 25	UC-Santa Barbara	68-54	Won	(A)
Nov. 28	McNeese State	85-50	Won	(H)
Dec. 01	Miami (Ohio)	107-53	Won	(H)
Dec. 04	Cincinnati	68-57	Won	(A)
Dec. 13	Florida A&M	91-39	Won	(H)
Dec. 20	Louisville	101-67	Won	(H)
Dec. 22	UT-Martin	87-47	Won	(H)
Dec. 28	Middle Tennessee	51-57	Lost	(A)
Jan. 1	Mississippi Valley State	93-48	Won	(H)
Jan. 7	#8/8 Georgia	60-61 (OT)	Lost	(A)
Jan. 10	#17/16 Vanderbilt	63-53	Won	(H)

Jan. 14	South Carolina	71-79	Lost	(A)
Jan. 17	Alabama	88-63	Won	(H)
Jan. 21	Arkansas	69-52	Won	(H)
Jan. 24	Auburn	68-50	Won	(H)
Jan. 28	#18/19 LSU	71-62	Won	(A)
Jan. 31	Mississippi State	69-59	Won	(A)
Feb. 4	Ole Miss	80-66	Won	(H)
Feb. 7	Arkansas	71-57	Won	(A)
Feb. 11	#19/18 Georgia	64-48	Won	(H)
Feb. 14	#RV/No. 22 Vanderbilt	55-68	Lost	(A)
Feb. 18	Florida	77-51	Won	(H)
Feb. 21	South Carolina	71-50	Won	(H)
Feb. 25	#4/4 Tennessee	65-81	Lost	(A)
Feb. 28	Auburn	53-65	Lost	(A)
March 5	Auburn *	65-54	Won	(N)
March 6	Mississippi State *	76-65	Won	(N)
March 7	#4/4 Tennessee *	62-70	Lost	(N)
March 20	Liberty **	83-77	Won	(N)
March 22	#24/25 Michigan St. **	70-52	Won	(N)
March 28	#4/4 Nebraska ***	76-67	Won	(N)
March 30	#12/12 Oklahoma ***	68-88	Lost	(N)

* SEC Tournament, Duluth Ga.

(The Arena at Gwinnett Center)

** NCAA 1st & 2nd Rounds, Louisville, Ky.

(Freedom Hall)

*** NCAA Regionals, Kansas City, Mo. (Sprint Center)

2008-09

Coach: Matthew Mitchell

Record: 16-16 (5-9 SEC)

Nov. 15	Michigan	60-70	Lost	(H)
Nov. 17	Cincinnati	58-55	Won	(H)
Nov. 23	George Washington	67-48	Won	(H)
Nov. 28	Yale*	87-82	Won	(N)
Nov. 29	Long Island *	46-43	Won	(A)
Dec. 2	#23/25 Xavier	44-67	Lost	(A)
Dec. 4	Western Kentucky	57-66	Lost	(A)
Dec. 6	Furman	74-35	Won	(H)
Dec. 12	East Tennessee State	50-59	Lost	(H)
Dec. 14	#12/13 Louisville	59-75	Lost	(A)
Dec. 19	Alabama A&M	65-45	Won	(H)
Dec. 21	UC-Santa Barbara	69-58	Won	(H)
Dec. 30	IUPUI	82-60	Won	(H)
Jan. 1	North Carolina A&T	72-63	Won	(H)
Jan. 3	Miami (Ohio)	80-55	Won	(A)
Jan. 8	Tennessee	64-69	Lost	(A)
Jan. 11	Arkansas	72-63	Won	(H)
Jan. 15	Alabama	67-57	Won	(A)
Jan. 18	Mississippi State	45-52	Lost	(H)
Jan. 25	LSU	56-59	Lost	(H)
Jan. 29	#12/16 Florida	74-59	Lost	(A)
Feb. 1	Ole Miss	60-69	Lost	(A)
Feb. 5	South Carolina	61-47	Won	(H)
Feb. 8	#20/22 Vanderbilt	62-72	Lost	(H)
Feb. 12	#5/4 Auburn	69-81	Lost	(A)
Feb. 19	#13/19 Tennessee	66-56	Won	(H)
Feb. 22	LSU	56-57	Lost	(A)
Feb. 26	Georgia	57-61	Lost	(H)
March 1	South Carolina	70-53	Won	(A)
March 5	Georgia **	64-82	Lost	(N)
March 19	Chattanooga ***	81-76 (OT)	Won	(H)
March 22	Wisconsin ***	45-49	Lost	(A)

* Courtyard LaGuardia Turkey Classic (Brooklyn, N.Y.)

- Wellness, Recreation and Athletic Center

** SEC Tournament (North Little Rock, Ark.)

- Alltel Arena

*** WNIT Tournament (Campus Sites)

2007-08

Coach: Matthew Mitchell

Record: 17-16 (8-6 SEC)

Nov. 10	USC-Upstate	74-59	Won	(H)
Nov. 14	#14/12 George Wash.	65-75	Lost	(A)
Nov. 18	Florida Atlantic	61-53	Won	(H)
Nov. 23	Minnesota *	80-92	Lost	(N)
Nov. 24	#21/22 Texas *	60-72	Lost	(N)
Nov. 25	Lipscomb *	76-55	Won	(N)
Nov. 30	Western Kentucky !	74-78 (OT)	Lost	(H)
Dec. 4	William & Mary	75-44	Won	(H)
Dec. 8	Michigan	59-63	Lost	(A)
Dec. 20	Louisville !	65-80	Lost	(H)
Dec. 28	#23 Old Dominion	62-71	Lost	(H)
Dec. 30	South Alabama	66-56	Won	(A)
Jan. 1	Xavier	46-51	Lost	(H)
Jan. 7	Wofford	67-57	Won	(H)
Jan. 10	Florida	60-58	Won	(H)
Jan. 13	Mississippi State	64-60	Won	(A)
Jan. 17	#2 Tennessee	40-65	Lost	(H)
Jan. 20	#20/18 Auburn	62-55	Won	(H)
Jan. 24	South Carolina	66-62	Won	(A)
Jan. 27	#9 LSU !	46-72	Lost	(H)
Jan. 31	#17/14 Georgia	47-44	Won	(A)
Feb. 3	#2 Tennessee	51-79	Lost	(A)
Feb. 7	Ole Miss !	59-54	Won	(H)
Feb. 14	#25 Vanderbilt	49-66	Lost	(A)
Feb. 17	Alabama	64-44	Won	(H)
Feb. 21	#6 LSU	48-52	Lost	(A)
Feb. 24	Arkansas	59-56	Won	(A)
March 2	South Carolina !	57-65	Lost	(H)
March 7	#23/21 Georgia **	57-50	Won	(N)
March 8	#7/6 LSU **	49-66	Lost	(N)
March 21	Middle Tennessee ***	68-66 (OT)	Won	(H)
March 26	James Madison ***	84-76	Won	(H)
March 30	Marquette ***	64-69	Lost	(H)

* Rainbow Wahine Classic (Honolulu, Hawaii)

- Stan Sheriff Center

** SEC Tournament (Nashville, Tenn.)

- Sommet Center

*** WNIT Tournament (Lexington, Ky.) - Memorial Coliseum

! - Played in Rupp Arena

MICKIE DEMOSS

Overall Record at UK: 71-56 (2003-07)

2006-07

Coach: Mickie DeMoss

Record: 20-14 (6-8 SEC)

Nov. 10	Washington State *	80-51	Won	(H)
Nov. 12	Indiana *	51-54	Lost	(H)
Nov. 18	Old Dominion	69-55	Won	(A)
Nov. 24	Delaware **	70-86	Lost	(N)
Nov. 25	Southern Illinois **	78-59	Won	(N)
Nov. 29	Detroit	79-44	Won	(H)
Dec. 3	#19 Louisville	75-83	Lost	(A)
Dec. 8	Alabama State	75-46	Won	(H)
Dec. 17	Arkansas-Pine Bluff !	83-46	Won	(H)
Dec. 19	Mississippi Valley State	84-37	Won	(H)
Dec. 21	Southern	70-44	Won	(H)
Dec. 29	Kent State ***	82-47	Won	(N)
Dec. 30	Memphis ***	86-51	Won	(N)
Jan. 2	Texas-Pan American	77-45	Won	(H)
Jan. 4	South Carolina	59-55	Won	(H)



ALL-TIME RESULTS

Jan. 6	#7/8 Ohio State	51-53	Lost	(A)
Jan. 11	Alabama	63-62	Won	(A)
Jan. 14	Ole Miss	65-67 (OT)	Lost	(H)
Jan. 18	#8 LSU	58-76	Lost	(A)
Jan. 21	Auburn	68-65	Won	(A)
Jan. 25	Mississippi State	75-83 (2OT)	Lost	(H)
Jan. 28	South Carolina	56-66	Lost	(A)
Feb. 1	#15 Vanderbilt	62-63	Lost	(H)
Feb. 4	Florida	84-74	Won	(H)
Feb. 8	Ole Miss	69-61	Won	(A)
Feb. 11	#3 Tennessee	62-84	Lost	(A)
Feb. 15	#11/12 Georgia	72-82 (OT)	Lost	(H)
Feb. 18	Arkansas	87-60	Won	(H)
Feb. 25	Florida	79-83	Lost	(A)
March 1	Arkansas ****	72-57	Won	(N)
March 2	#10/12 Georgia ****	40-72	Lost	(N)
March 15	Oakland *****	65-56	Won	(A)
March 19	Ball State *****	85-82	Won	(A)
March 22	Wisconsin *****	61-67	Lost	(A)

* Women's Sports Foundation Tournament
(Lexington, Ky.) - Memorial Coliseum

** Odwalla Classic (San Francisco, Calif.)
- War Memorial Gymnasium

*** Wells Fargo New Year's Classic
(San Antonio, Texas) - USTA Convocation Center

**** SEC Tournament (Duluth, Ga.) - Gwinnett Center

***** WNIT (Campus Sites)

! - Played in Rupp Arena

2005-06

Coach: Mickie DeMoss

Record: 22-9 (9-5 SEC)

Nov. 18	IUPUI	81-52	Won	(H)
Nov. 22	Stetson	84-38	Won	(H)
Nov. 25	Indiana State *	68-58	Won	(N)
Nov. 26	Hofstra *	67-54	Won	(N)
Dec. 1	Florida International	71-56	Won	(H)
Dec. 6	North Carolina A&T	71-40	Won	(H)
Dec. 8	Georgetown	63-47	Won	(H)
Dec. 10	Detroit	74-65	Won	(A)
Dec. 18	#3 LSU	36-66	Lost	(H)
Dec. 22	Tennessee State	105-45	Won	(H)
Dec. 28	Louisville !	55-64	Lost	(H)
Dec. 31	Wake Forest	77-82	Lost	(A)
Jan. 2	Bowling Green St.	66-62 (OT)	Won	(H)
Jan. 8	South Carolina	72-60	Won	(H)
Jan. 12	#RV/24 Florida	80-65	Won	(A)
Jan. 15	Georgia Tech **	66-62	Won	(A)
Jan. 19	Auburn !	57-71	Lost	(H)
Jan. 22	Ole Miss	81-75	Won	(A)
Jan. 26	#1/3 Tennessee !	66-63	Won	(H)
Feb. 2	#14 Georgia	57-91	Lost	(A)
Feb. 5	Florida	61-68	Lost	(H)
Feb. 9	South Carolina	75-71	Won	(A)
Feb. 12	Arkansas	79-50	Won	(A)
Feb. 16	Ole Miss	65-61	Won	(H)
Feb. 19	Mississippi State	51-46	Won	(A)
Feb. 23	#23/24 Vanderbilt	55-72	Lost	(A)
Feb. 26	Alabama !	80-60	Won	(H)
March 2	#23/RV Florida ***	88-70	Won	(N)
March 3	#3 LSU ***	52-79	Lost	(N)
March 18	Chattanooga ****	69-59	Won	(N)
March 20	#16/17 Michigan St. ****	63-67	Lost	(N)

* Pepperdine Tournament (Malibu, Calif.)
- Firestone Fieldhouse

** Russell Athletic Shootout (Duluth, Ga.)

- Gwinnett Center
*** SEC Tournament (North Little Rock, Ark.)
- Alltel Arena
**** NCAA First and Second Rounds (Rosemont, Ill.) Allstate Arena
! - Played in Rupp Arena

2004-05

Coach: Mickie DeMoss

Record: 18-16 (4-10 SEC)

Nov. 19	Butler	82-44	Won	(H)
Nov. 21	Florida A&M	84-55	Won	(H)
Nov. 25	Oregon St. &	73-70	Won	(N)
Nov. 26	South Dakota St. &	55-57	Lost	(N)
Nov. 27	#17/18 Rutgers &	60-75	Lost	(N)
Dec. 1	Northwestern	70-63	Won	(A)
Dec. 5	Louisville	49-66	Lost	(A)
Dec. 10	Charleston So.	89-33	Won	(H)
Dec. 12	Marshall	73-55	Won	(A)
Dec. 18	UAB	90-60	Won	(H)
Dec. 21	Nicholls State !	106-51	Won	(H)
Dec. 28	Xavier	67-75	Lost	(A)
Dec. 30	Wake Forest !	66-61	Won	(H)
Jan. 2	St. Francis (Penn.)	85-73	Won	(H)
Jan. 4	Longwood	79-41	Won	(H)
Jan. 9	Alabama	63-69 (OT)	Lost	(A)
Jan. 13	#18 Georgia !	71-63	Won	(H)
Jan. 16	Ole Miss	70-63	Won	(H)
Jan. 20	Mississippi St.	59-72	Lost	(A)
Jan. 23	#7/9 Tennessee	49-67	Lost	(A)
Jan. 27	#23/21 Vanderbilt	67-73	Lost	(H)
Jan. 30	South Carolina	66-50	Won	(H)
Feb. 6	#18/19 Georgia	64-68	Lost	(A)
Feb. 10	Florida	59-70	Lost	(H)
Feb. 13	Auburn	50-65	Lost	(A)
Feb. 17	#1 LSU	58-81	Lost	(A)
Feb. 20	Mississippi State	55-71	Lost	(H)
Feb. 24	South Carolina	47-60	Lost	(A)
Feb. 27	Arkansas	73-67	Won	(H)
March 3	Auburn *	57-62	Lost	(N)
March 18	Eastern Michigan **	79-68	Won	(H)
March 20	Chattanooga **	91-54	Won	(H)
March 24	Xavier **	67-62	Won	(H)
March 28	West Virginia **	75-80 (2OT)	Lost	(H)

& Paradise Jam (St. Thomas, Virgin Islands)
* SEC Tournament (Greenville, S.C.) - BiLo Center
** WNIT (Lexington, Ky.) - Memorial Coliseum
! - Played in Rupp Arena

2003-04

Coach: Mickie DeMoss

Record: 11-17 (3-11 SEC)

Nov. 21	IPFW	79-59	Won	(H)
Nov. 23	Northwestern	67-60	Won	(H)
Nov. 25	#13 North Carolina !	59-75	Lost	(H)
Nov. 28	Duquesne *	90-83	Won	(N)
Nov. 29	San Francisco *	59-67	Lost	(A)
Dec. 3	Louisville !	84-80 (OT)	Won	(H)
Dec. 10	Xavier	60-75	Lost	(H)
Dec. 13	Temple	82-86 (OT)	Lost	(A)
Dec. 20	Miami (Ohio)	64-58	Won	(A)
Dec. 22	Western Kentucky	76-63	Won	(A)
Dec. 30	Austin Peay	82-56	Won	(H)
Jan. 2	Cincinnati	52-60	Lost	(A)
Jan. 6	High Pt.	83-45	Won	(H)
Jan. 8	#22 Vanderbilt	57-65	Lost	(A)

Jan. 11	#12/9 Georgia	53-74	Lost	(H)
Jan. 18	#14 LSU	69-70	Lost	(H)
Jan. 22	Mississippi State	67-80	Lost	(A)
Jan. 25	South Carolina	75-61	Won	(A)
Jan. 29	#1 Tennessee	72-81	Lost	(H)
Feb. 1	Ole Miss	88-90 (2OT)	Lost	(A)
Feb. 5	#19/22 Auburn	54-71	Lost	(H)
Feb. 8	#24/RV Florida	56-76	Lost	(A)
Feb. 15	Mississippi State	41-54	Lost	(H)
Feb. 19	Arkansas	58-69	Lost	(A)
Feb. 22	Alabama	62-59	Won	(H)
Feb. 26	South Carolina	71-54	Won	(H)
Feb. 29	#19/15 Georgia	62-73	Lost	(A)
March 4	#19/RV Vanderbilt **	41-60	Lost	(N)

* Odwalla Classic (San Francisco, Calif.)
- War Memorial Gym
** SEC Tournament (Nashville, Tenn.)
- Gaylord Entertainment Center
! - Played in Rupp Arena

BERNADETTE MATTOX

Overall Record: 91-135 (1995-2003)

2002-03

Coach: Bernadette Mattox

Record: 11-16 (4-10 SEC)

Captain: Rita Adams

Nov. 25	Southern Illinois	79-53	Won	(H)
Nov. 29	Pacific *	77-61	Won	(N)
Nov. 30	Washington *	56-88	Lost	(A)
Dec. 4	Evansville	66-70	Lost	(A)
Dec. 7	Western Kentucky	83-88	Lost	(H)
Dec. 14	Hawaii **	59-70	Lost	(A)
Dec. 15	Long Island **	72-64	Won	(N)
Dec. 21	Miami (Ohio)	108-102 (OT)	Won	(H)
Dec. 23	Morris Brown	106-32	Won	(H)
Dec. 31	Cincinnati	69-67	Won	(H)
Jan. 2	Marshall !	75-42	Won	(H)
Jan. 5	Louisville	62-86	Lost	(A)
Jan. 12	Alabama	59-55	Won	(H)
Jan. 16	LSU	39-82	Lost	(A)
Jan. 19	Vanderbilt	50-84	Lost	(A)
Jan. 23	Ole Miss	83-66	Won	(H)
Jan. 26	Georgia	59-71	Lost	(A)
Feb. 2	South Carolina	46-49	Lost	(H)
Feb. 6	Auburn	56-63 (OT)	Lost	(A)
Feb. 9	Vanderbilt	63-85	Lost	(H)
Feb. 13	Arkansas	60-70	Lost	(H)
Feb. 16	Mississippi State	46-96	Lost	(A)
Feb. 20	Florida	49-47	Won	(H)
Feb. 23	Alabama	73-71 (2OT)	Won	(A)
Feb. 27	South Carolina	51-97	Lost	(A)
March 2	Tennessee	69-84	Lost	(H)
March 6	Auburn ***	62-68	Lost	(N)

* Seattle Times Husky Classic (Seattle, Wash.) -Bank of America Arena

** Hawaii Invitational (Honolulu, Hawaii) - Stan Sheriff Center

*** SEC Tournament (North Little Rock, Ark.) - Alltel Arena

! - Played in Rupp Arena

2001-02

Coach: Bernadette Mattox

Record: 9-20 (1-13 SEC)

Captains: LaTonya McDole and Niece Patterson

Nov. 17	Temple	64-55	Won	(H)
Nov. 23	Sam Houston State *	100-55	Won	(N)
Nov. 24	Memphis *	55-63	Lost	(A)



ALL-TIME RESULTS

Nov. 28	North Carolina	64-102	Lost	(A)
Dec. 1	Miami (Fla.)	60-57	Won	(H)
Dec. 5	Miami (Ohio)	64-73	Lost	(A)
Dec. 8	Western Kentucky	79-84	Lost	(A)
Dec. 16	Virginia Commonwealth	66-61	Won	(A)
Dec. 19	Louisville	72-53	Won	(H)
Dec. 22	Evansville	72-78	Lost	(H)
Dec. 28	Southern Miss **	59-44	Won	(N)
Dec. 29	Lafayette **	83-60	Won	(N)
Jan. 3	Mississippi State	54-59	Lost	(H)
Jan. 6	Alabama	63-62	Won	(A)
Jan. 10	Vanderbilt	54-71	Lost	(A)
Jan. 13	Auburn	66-70	Lost	(H)
Jan. 17	Arkansas	64-76	Lost	(A)
Jan. 20	South Carolina	49-78	Lost	(A)
Jan. 24	LSU	59-75	Lost	(H)
Jan. 27	Alabama	58-61	Lost	(H)
Feb. 3	Georgia	50-76	Lost	(H)
Feb. 7	Ole Miss	66-76	Lost	(A)
Feb. 10	South Carolina	73-74	Lost	(H)
Feb. 14	Florida	59-81	Lost	(A)
Feb. 19	Cincinnati	57-73	Lost	(A)
Feb. 21	Vanderbilt	57-73	Lost	(H)
Feb. 24	Tennessee	64-89	Lost	(A)
Feb. 28	Mississippi State ***	75-72	Won	(N)
March 1	LSU ***	62-74	Lost	(N)

* Lady Tiger Classic (Memphis, Tenn.) - Elma Roane Fieldhouse

** Blue Sky Restaurant Group Classic (Hanover, N.H.)

- Edward Leede Arena

*** SECTournament (Nashville, Tenn.) - Gaylord Entertainment Center

European Tour

May 2001 • 5-0

W, 87-56 vs. Nice University Club (Nice, France) - May 9

W, 85-69 vs. Lyon A.L.G.M (Lyon, France) - May 10

W, 59-44 vs. Sion Helios BBC (Montreux, Switzerland) - May 12

W, 87-50 vs. Fribourg BBC (Fribourg, Switzerland) - May 13

W, 78-59 vs. Sceaux (Paris, France) - May 15

2000-01

Coach: Bernadette Mattox

Record: 6-21 (2-12 SEC)

Captain: LaTonya McDole

Nov. 21	Miami (Ohio)	77-71	Won	(H)
Nov. 25	Missouri *	51-86	Lost	(N)
Nov. 26	Houston *	77-78	Lost	(N)
Nov. 29	IUPUI	76-75	Won	(H)
Dec. 1	Purdue	67-87	Lost	(H)
Dec. 6	Xavier	62-80	Lost	(A)
Dec. 9	Louisville	57-63	Lost	(A)
Dec. 17	Fla. International **	60-58	Won	(A)
Dec. 19	Miami (Fla.)	59-74	Lost	(A)
Dec. 22	Cincinnati ***	38-57	Lost	(N)
Dec. 30	Florida Atlantic	112-71	Won	(H)
Jan. 4	Auburn	40-73	Lost	(A)
Jan. 7	Florida	48-85	Lost	(H)
Jan. 11	Vanderbilt	61-91	Lost	(H)
Jan. 14	Arkansas	50-69	Lost	(A)
Jan. 18	LSU	64-87	Lost	(A)
Jan. 21	Tennessee	38-110	Lost	(H)
Jan. 25	Alabama	71-64	Won	(H)
Jan. 27	Tennessee	39-83	Lost	(A)
Jan. 31	Va. Commonwealth	57-67	Lost	(H)
Feb. 4	Arkansas	78-84	Lost	(H)
Feb. 11	South Carolina	62-70	Lost	(A)

Feb. 15	Georgia	58-91	Lost	(A)
Feb. 18	South Carolina	61-59	Won	(H)
Feb. 22	Ole Miss	54-75	Lost	(H)
Feb. 25	Mississippi State	66-74	Lost	(A)
March 1	LSU ****	57-72	Lost	(N)

* Pepperdine Classic (Malibu, Calif.) - Firestone Fieldhouse

** Baptist Health Systems Women's Fab Four Classic

(Miami, Fla.) - Golden Panther Arena

*** Louisville, Ky. (double-header with UK Men vs. Indiana)

**** SEC Tournament (Memphis, Tenn.) - The Pyramid

1999-2000

Coach: Bernadette Mattox

Record: 15-14 (5-9 SEC)

Captains: Tiffany Wait and Erica Jackson

Nov. 19	Austin Peay	88-52	Won	(A)
Nov. 22	Miami (Ohio)	77-39	Won	(A)
Nov. 24	Connecticut *	62-68	Lost	(A)
Nov. 26	Clemson *	65-70	Lost	(N)
Dec. 1	Western Kentucky	75-48	Won	(H)
Dec. 6	New Mexico	62-52	Won	(A)
Dec. 11	Liberty	69-57	Won	(A)
Dec. 18	Purdue **	40-48	Lost	(N)
Dec. 22	Cincinnati	68-62	Won	(A)
Dec. 28	Tennessee-Martin	93-55	Won	(H)
Dec. 31	Xavier	67-68	Lost	(H)
Jan. 3	Winthrop	94-39	Won	(H)
Jan. 6	Auburn	71-69	Won	(H)
Jan. 10	Florida	72-58	Won	(A)
Jan. 13	Vanderbilt	55-60 (OT)	Lost	(A)
Jan. 16	Arkansas	68-60	Won	(H)
Jan. 20	LSU	59-66	Lost	(H)
Jan. 23	Tennessee	65-71	Lost	(H)
Jan. 27	Alabama	67-68	Lost	(A)
Jan. 30	Tennessee	48-77	Lost	(A)
Feb. 6	Arkansas	70-83	Lost	(A)
Feb. 13	South Carolina	73-71	Won	(H)
Feb. 17	Georgia	69-73	Lost	(H)
Feb. 20	South Carolina	51-64	Lost	(A)
Feb. 22	Louisville	75-65	Won	(H)
Feb. 24	Ole Miss	59-57	Won	(A)
Feb. 27	Mississippi State	46-63	Lost	(H)
March 2	Alabama ***	67-63	Won	(N)
March 3	Georgia ***	45-63	Lost	(N)

* Coaches vs. Cancer Challenge (Hartford, Conn.) - Hartford Civic Center

** Boilermaker Blockbuster (Indianapolis, Ind.) - Conseco Fieldhouse

*** SEC Tournament (Chattanooga, Tenn.) - UTC Arena

1998-99

Coach: Bernadette Mattox

Record: 21-11 (7-7 SEC)

Captains: Tiffany Wait and Jaye Barnes

Nov. 15	Austin Peay	88-71	Won	(H)
Nov. 19	Ohio State	92-84 (OT)	Won	(A)
Nov. 22	Tennessee-Martin	90-60	Won	(A)
Nov. 27	Louisville *	73-62	Won	(N)
Nov. 28	Hawaii *	66-57	Won	(A)
Nov. 29	UCLA *	54-64	Lost	(N)
Dec. 6	Auburn	68-62	Won	(A)
Dec. 9	Miami (Ohio)	76-56	Won	(H)
Dec. 12	Liberty	76-80	Lost	(H)
Dec. 19	Eastern Illinois **	90-71	Won	(N)
Dec. 20	Wichita State **	58-51	Won	(A)
Dec. 28	Cincinnati	70-59	Won	(H)

Jan. 3	Florida	63-77	Lost	(H)
Jan. 7	Vanderbilt	70-69	Won	(H)
Jan. 10	Ole Miss	57-60	Lost	(A)
Jan. 14	LSU	59-67	Lost	(A)
Jan. 17	Tennessee	60-98	Lost	(A)
Jan. 20	Louisville	69-56	Won	(A)
Jan. 24	Alabama	76-72	Won	(H)
Jan. 28	Florida	80-70	Won	(A)
Jan. 31	Arkansas	69-74 (OT)	Lost	(A)
Feb. 4	Auburn	67-68	Lost	(H)
Feb. 7	Georgia	80-76	Won	(H)
Feb. 11	South Carolina	78-76	Won	(A)
Feb. 14	Mississippi State	78-83	Lost	(A)
Feb. 16	Eastern Kentucky	87-47	Won	(A)
Feb. 21	South Carolina	93-65	Won	(H)
Feb. 25	Ole Miss ***	75-59	Won	(N)
Feb. 26	LSU ***	81-71	Won	(N)
Feb. 27	Georgia ***	62-68	Lost	(N)
March 13	Nebraska ****	98-92	Won	(N)
March 15	UCLA ****	63-87	Lost	(N)

* Rainbow Wahine Classic (Honolulu, Hawaii)

** Wichita State Shocker Shootout (Wichita, Kan.)

*** SEC Tournament (Chattanooga, Tenn.)

**** NCAA Tournament (Los Angeles, Calif.)

1997-98

Coach: Bernadette Mattox

Record: 13-15 (5-9 SEC)

Captains: Jaye Barnes, Tiffany Wait and Natalie Martinez

Nov. 18	Indiana	71-84	Lost	(A)
Nov. 21	Southwest Missouri	54-74	Lost	(A)
Nov. 25	Michigan State	57-71	Lost	(A)
Nov. 28	Illinois Chicago *	60-46	Won	(N)
Nov. 29	Nebraska *	59-68	Lost	(A)
Dec. 3	Ohio State	68-51	Won	(H)
Dec. 6	Dayton	73-69	Won	(H)
Dec. 8	Western Kentucky	66-64 (OT)	Won	(A)
Dec. 14	Auburn	68-67	Won	(H)
Dec. 20	Miami (Ohio)	71-64	Won	(A)
Dec. 28	UMass **	57-51	Won	(N)
Dec. 29	Northeastern **	76-39	Won	(N)
Jan. 4	Florida	58-100	Lost	(A)
Jan. 7	Vanderbilt	54-64	Lost	(A)
Jan. 10	Ole Miss	49-76	Lost	(H)
Jan. 14	LSU (Cincinnati)	74-71 (OT)	Won	(H)
Jan. 18	Tennessee	65-93	Lost	(H)
Jan. 21	Louisville \$	62-80	Lost	(A)
Jan. 24	Alabama	56-62	Lost	(A)
Jan. 28	Florida	63-70	Lost	(H)
Jan. 31	Arkansas	79-63	Lost	(H)
Feb. 4	Auburn	53-48	Won	(A)
Feb. 8	South Carolina	87-73	Won	(H)
Feb. 11	Georgia	46-87	Lost	(A)
Feb. 15	Mississippi State	71-62	Won	(H)
Feb. 17	Eastern Kentucky	76-60	Won	(H)
Feb. 21	South Carolina	65-67	Lost	(A)
Feb. 26	Mississippi State ***	48-67	Lost	(N)

* Nebraska CableVision Classic (Lincoln, Neb.)

** Citizen's Bank Dartmouth Classic (Hanover, N.H.)

*** SEC Tournament (Columbus, Ga.)

\$ - Played in Louisville - Freedom Hall (Double-header w/ UK men's team)



ALL-TIME RESULTS

1996-97

Coach: Bernadette Mattox

Record: 8-19 (2-10 SEC)

Nov. 22	Michigan *	54-68	Lost	(N)
Nov. 23	Western Michigan *	61-44	Won	(A)
Nov. 27	Michigan State	50-76	Lost	(H)
Nov. 30	Dayton	53-55	Lost	(A)
Dec. 4	Ohio State	66-84	Lost	(A)
Dec. 7	Toledo	54-80	Lost	(A)
Dec. 13	Miami (Ohio)	71-63	Won	(H)
Dec. 15	Indiana	62-74	Lost	(H)
Dec. 22	Southwest Missouri	64-58	Won	(H)
Dec. 29	Alaska-Anchorage **	76-41	Won	(N)
Dec. 30	Villanova **	63-54	Won	(A)
Jan. 2	Ole Miss	52-83	Lost	(A)
Jan. 5	LSU	63-73	Lost	(A)
Jan. 8	Vanderbilt	54-65	Lost	(H)
Jan. 12	Tennessee	61-84	Lost	(A)
Jan. 14	Western Kentucky	79-73	Won	(H)
Jan. 22	Alabama #	62-78	Lost	(N)
Jan. 25	Arkansas	55-88	Lost	(A)
Jan. 29	South Carolina	59-68	Lost	(A)
Feb. 2	Auburn	59-60	Lost	(H)
Feb. 5	Eastern Kentucky	62-67	Lost	(A)
Feb. 8	Georgia	62-80	Lost	(H)
Feb. 13	Florida	53-77	Lost	(H)
Feb. 16	Mississippi State	74-57	Won	(A)
Feb. 18	Louisville	52-64	Lost	(A)
Feb. 22	South Carolina	76-52	Won	(H)
Feb. 28	Arkansas ***	60-71	Lost	(N)

* Western Michigan Tournament (Kalamazoo, Mich)

** Villanova Wildcat Classic (Villanova, Penn.)

*** SEC Tournament (Chattanooga, Tenn.)

Played in Cincinnati, Ohio - Riverfront Coliseum

1995-96

Coach: Bernadette Mattox

Record: 8-19 (2-9 SEC)

Captains: Christina Jansen and Julie Swarens-Beickman

Nov. 24	UNC-Asheville *	98-76	Won	(H)
Nov. 25	Toledo *	88-76	Won	(H)
Nov. 29	Ohio State	67-77	Lost	(H)
Dec. 1	Loyola (Md.) **	67-54	Won	(N)
Dec. 2	Northwestern **	42-78	Lost	(A)
Dec. 5	Western Kentucky	61-81	Lost	(A)
Dec. 8	Indiana #	64-71	Lost	(N)
Dec. 16	Florida ##	46-69	Lost	(N)
Dec. 21	Syracuse ###	83-63	Won	(N)
Dec. 23	Miami (Ohio)	62-71	Lost	(A)
Dec. 29	Duke ***	54-73	Lost	(N)
Dec. 30	N.C. State ***	62-66	Lost	(N)
Jan. 3	Ole Miss	60-68	Lost	(H)
Jan. 7	LSU	52-62	Lost	(H)
Jan. 11	Vanderbilt	53-58	Lost	(A)
Jan. 14	Tennessee	45-60	Lost	(H)
Jan. 20	Alabama	51-66	Lost	(A)
Jan. 24	South Carolina	53-66	Lost	(H)
Jan. 28	Arkansas	69-65	Won	(H)
Feb. 7	Marshall	66-72	Lost	(A)
Feb. 10	Auburn	46-88	Lost	(A)
Feb. 13	Georgia	55-75	Lost	(A)
Feb. 17	Mississippi State	78-60	Won	(H)
Feb. 19	Louisville	74-66	Won	(H)
Feb. 24	South Carolina	65-76	Lost	(A)
Feb. 27	Eastern Kentucky	68-62	Won	(H)
March 1	Auburn ****	43-58	Lost	(N)

* UK Invitational Tournament (Lexington, Ky.)

** Northwestern Inv. Tournament (Evanston, Ill.)

*** Big Four Classic (Greensboro, N.C.)

**** SEC Tournament (Chattanooga, Tenn.)

Played in Lafayette, Ind. - Mackey Arena

Played in Orlando, Fla. - Orlando Arena

Played in Cincinnati, Ohio - Riverfront Coliseum

SHARON FANNING

Overall Record: 134-97 (1987-95)

1994-95

Coach: Sharon Fanning

Record: 14-14 (4-7 SEC)

Captains: Stacey Reed, Karri Koach and Stephanie Baker

Nov. 25	UMass *	73-55	Won	(H)
Nov. 26	St. John's *	67-54	Won	(H)
Dec. 1	Detroit	71-48	Won	(H)
Dec. 4	Ohio State	59-75	Lost	(A)
Dec. 7	Indiana	60-65	Lost	(A)
Dec. 11	Western Kentucky	48-64	Lost	(H)
Dec. 17	Ole Miss	58-66	Lost	(A)
Dec. 19	Memphis	71-81	Lost	(A)
Dec. 28	UCLA	65-74	Lost	(A)
Dec. 31	Cal St.-Northridge	74-52	Won	(A)
Jan. 4	Florida !	63-55	Won	(H)
Jan. 7	South Carolina	85-67	Won	(H)
Jan. 11	Louisville	76-77 (OT)	Lost	(A)
Jan. 15	Mississippi State	65-53	Won	(A)
Jan. 17	Cincinnati	52-49	Won	(A)
Jan. 22	Georgia	57-68	Lost	(H)
Jan. 26	Vanderbilt	53-82	Lost	(H)
Jan. 29	Auburn	62-73	Lost	(H)
Feb. 1	UNC-Asheville	70-55	Won	(A)
Feb. 4	Arkansas	56-62	Lost	(A)
Feb. 8	Marshall	91-58	Won	(H)
Feb. 11	Alabama	62-68	Lost	(H)
Feb. 15	Morehead State	78-49	Won	(H)
Feb. 19	Tennessee	41-67	Lost	(A)
Feb. 22	Eastern Kentucky	80-67	Won	(H)
Feb. 25	LSU	63-49	Won	(A)
March 3	Auburn **	75-51	Won	(N)
March 4	Tennessee **	62-74	Lost	(N)

* Lady Kat Invitational (Lexington, Ky.)

** SEC Tournament (Chattanooga, Tenn.)

! - Played in Rupp Arena

1993-94

Coach: Sharon Fanning

Record: 17-11 (5-6 SEC)

Captains: Tedra Eberhart, Jennifer Gray, Kayla Campbell and Christe Jordan

Nov. 26	Marist *	96-65	Won	(H)
Nov. 27	Georgetown *	87-82	Won	(H)
Dec. 1	Detroit	82-76	Won	(A)
Dec. 4	Memphis State	91-63	Won	(H)
Dec. 7	Indiana	74-86	Lost	(H)
Dec. 10	Western Kentucky	77-82 (OT)	Lost	(A)
Dec. 18	Ole Miss	47-51	Lost	(H)
Dec. 21	Ohio State	81-94	Lost	(H)
Dec. 29	Central Florida **	87-45	Won	(A)
Dec. 30	Florida State **	58-55	Won	(N)
Dec. 31	North Carolina **	75-80 (OT)	Lost	(N)
Jan. 4	Florida	64-81	Lost	(A)
Jan. 8	South Carolina	82-63	Won	(A)
Jan. 12	Vanderbilt	56-83	Lost	(A)
Jan. 16	Mississippi State	81-79	Won	(H)

Jan. 19	Louisville	95-62	Won	(H)
Jan. 23	Georgia	71-70	Won	(A)
Jan. 29	Auburn	61-75	Lost	(A)
Feb. 1	Eastern Kentucky	99-75	Won	(H)
Feb. 5	Arkansas	81-60	Won	(H)
Feb. 8	Cincinnati	86-56	Won	(H)
Feb. 13	Alabama	82-96	Lost	(A)
Feb. 16	Marshall	66-43	Won	(A)
Feb. 18	Tennessee	89-95 (OT)	Lost	(H)
Feb. 23	Murray State	74-67	Won	(A)
Feb. 26	LSU	89-71	Won	(H)
March 4	South Carolina ***	83-80	Won	(N)
March 5	Vanderbilt ***	67-72	Lost	(N)

* Lady Kat Invitational (Lexington, Ky.)

** Central Florida Holiday Classic (Orlando, Fla.)

*** SEC Tournament (Chattanooga, Tenn.)

1992-93

Coach: Sharon Fanning

Record: 18-10 (5-6 SEC)

Captains: Cathy Proctor, Mia Daniel and Jocelyn Mills

Dec. 1	Marshall	79-44	Won	(H)
Dec. 4	Murray State *	89-55	Won	(H)
Dec. 5	Connecticut *	75-54	Won	(H)
Dec. 9	South Carolina	76-55	Won	(H)
Dec. 11	UNC-Charlotte **	54-57	Lost	(N)
Dec. 12	West Virginia **	73-63	Won	(N)
Dec. 19	Oklahoma State ***	57-61	Lost	(N)
Dec. 20	Chicago State ***	95-33	Won	(N)
Dec. 28	Bradley	78-49	Won	(A)
Dec. 31	Kansas	71-61	Won	(H)
Jan. 4	Mississippi State	73-53	Won	(A)
Jan. 6	Louisville	58-53	Won	(A)
Jan. 10	Georgia	69-60	Won	(H)
Jan. 13	Morehead State	66-38	Won	(H)
Jan. 16	Auburn	49-52	Lost	(H)
Jan. 19	Western Kentucky	62-60	Won	(H)
Jan. 23	Arkansas	43-45	Lost	(A)
Jan. 26	Butler	83-76	Won	(A)
Jan. 31	Alabama	77-73	Won	(H)
Feb. 6	Tennessee	61-85	Lost	(A)
Feb. 10	Cincinnati	69-72	Lost	(A)
Feb. 13	LSU	72-65	Won	(A)
Feb. 18	Eastern Kentucky	74-56	Won	(H)
Feb. 20	Ole Miss	65-77	Lost	(A)
Feb. 23	Vanderbilt	52-65	Lost	(H)
Feb. 28	Florida	69-72	Lost	(H)
March 5	Mississippi State ****	84-73	Won	(N)
March 6	Vanderbilt ****	61-68	Lost	(N)

* Lady Kat Invitational (Lexington, Ky.)

** Iowa Amana Hawkeye Classic (Iowa City, Iowa)

*** Wichita State Pizza Hut Classic (Wichita, Kan.)

**** SEC Tournament (Chattanooga, Tenn.)

Finland & Estonia Tour

May 1992 • 5-0

W, 76-56 vs. Tapiolan Urheiluhall (Finland)
 W, 73-49 vs. Finnish Junior National Team
 W, 71-66 vs. Estonia
 W, 82-80 vs. Meelis Estonian
 W, 77-53 vs. Espoo (Finland)

1991-92

Coach: Sharon Fanning

Record: 16-14 (5-6 SEC)

Captains: Kristi Cushenberry, Rebekah Reasor and





ALL-TIME RESULTS

Stacy McIntyre

Nov. 23	Iowa	68-74	Lost	(H)
Nov. 26	Miami (Ohio)	90-60	Won	(H)
Nov. 29	Wichita State *	79-58	Won	(H)
Nov. 30	Houston *	70-76	Lost	(H)
Dec. 3	South Carolina	75-63	Won	(A)
Dec. 6	St. John's **	83-77	Won	(N)
Dec. 7	Kansas **	51-62	Lost	(A)
Dec. 11	Western Kentucky	67-66	Won	(A)
Dec. 14	George Washington	62-71	Lost	(A)
Dec. 28	Holy Cross ***	87-69	Won	(N)
Dec. 29	St. John's ***	64-73	Lost	(N)
Dec. 31	Connecticut	53-81	Lost	(A)
Jan. 4	Mississippi State	75-52	Won	(H)
Jan. 7	Ohio State	94-101	Lost	(A)
Jan. 11	Georgia	65-83	Lost	(A)
Jan. 14	Cincinnati	82-72	Won	(H)
Jan. 19	Auburn	51-47	Won	(A)
Jan. 24	Arkansas	75-74 (OT)	Won	(H)
Jan. 28	Butler	97-75	Won	(H)
Feb. 1	Alabama	72-78	Lost	(A)
Feb. 5	Morehead State	79-58	Won	(H)
Feb. 8	Tennessee	52-77	Lost	(H)
Feb. 12	Vanderbilt	67-93	Lost	(A)
Feb. 16	LSU	71-55	Won	(H)
Feb. 19	Louisville	81-71	Won	(H)
Feb. 23	Ole Miss	69-82	Lost	(H)
Feb. 29	Florida	73-77	Lost	(A)
March 6	Arkansas ****	79-63	Won	(N)
March 7	Alabama ****	95-87	Won	(N)
March 8	Tennessee ****	80-94	Lost	(N)

* Lady Kat Invitational Tournament (Lexington, Ky.)

** Kansas Dial Classic (Lawrence, Kan.)

*** St. John's Cahill Invitational (Jamaica, N.Y.)

**** SEC Tournament (Albany, Ga.)

1990-91

Coach: Sharon Fanning

Record: 20-9 (4-5 SEC)

Captains: Tracye Davis, Kristi Cushenberry and

Stacy McIntyre

Nov. 23	Kent State *	114-83	Won	(H)
Nov. 24	Duquesne *	101-56	Won	(H)
Nov. 26	Northern Kentucky	97-79	Won	(H)
Nov. 28	Ohio State	107-73	Won	(H)
Dec. 2	Indiana	64-80	Lost	(A)
Dec. 5	Miami (Ohio)	72-68	Won	(H)
Dec. 7	Bradley	103-75	Won	(H)
Dec. 15	Dayton !	95-68	Won	(H)
Dec. 17	Eastern Illinois	82-48	Won	(H)
Dec. 19	Marquette	86-60	Won	(A)
Dec. 29	Northeast Louisiana **	73-66	Won	(N)
Dec. 30	Indiana **	78-71	Won	(N)
Jan. 2	Pepperdine	73-64	Won	(A)
Jan. 6	LSU	74-78	Lost	(A)
Jan. 12	Tennessee	70-80	Lost	(A)
Jan. 17	Louisville	63-70	Lost	(A)
Jan. 20	Vanderbilt	80-63	Won	(H)
Jan. 27	Alabama	65-72	Lost	(H)
Jan. 30	Auburn	69-72	Lost	(H)
Feb. 1	Alabama-Birmingham	84-55	Won	(H)
Feb. 3	Georgia	71-87	Lost	(H)
Feb. 6	Morehead State	83-67	Won	(A)
Feb. 9	Mississippi State	75-64	Won	(A)
Feb. 13	Cincinnati	82-50	Won	(A)
Feb. 16	Ole Miss	87-81	Won	(A)

Feb. 21	Eastern Kentucky	79-71	Won	(A)
Feb. 23	Florida	67-65	Won	(H)
March 2	LSU ***	76-96	Lost	(N)
March 13	James Madison ****	62-70	Lost	(N)
* Lady Kat Invitational Tournament (Lexington, Ky.)				
** Nevada-Reno New Year's Classic (Reno, Nevada)				
*** SEC Tournament (Albany, Ga.)				
**** NCAA Tournament First Round (East Region - Harrisonburg, Va.)				
! - Played in Rupp Arena				

1989-90

Coach: Sharon Fanning

Record: 23-8 (3-6 SEC)

Captain: Vanessa Foster-Sutton

Co-Captains: Malinka Salhi, Lisa Ellis and Kris Miller

Nov. 24	Kentucky State *	121-44	Won	(H)
Nov. 25	Missouri *	102-84	Won	(H)
Nov. 28	Ohio State	86-89 (3OT)	Lost	(A)
Nov. 30	Miami (Ohio)	61-56	Won	(A)
Dec. 2	Marquette	96-68	Won	(H)
Dec. 4	Indiana !	76-48	Won	(H)
Dec. 8	Michigan State **	89-72	Won	(A)
Dec. 9	Miami (Fla.) **	80-71	Won	(N)
Dec. 17	Central Florida	102-58	Won	(A)
Dec. 20	Stetson	93-58	Won	(A)
Dec. 30	Dayton	88-58	Won	(A)
Jan. 3	Cincinnati	79-45	Won	(H)
Jan. 7	Vanderbilt	70-79	Lost	(A)
Jan. 11	LSU	79-80 (OT)	Lost	(H)
Jan. 15	Mississippi State	86-61	Won	(H)
Jan. 17	Southern Utah	98-39	Won	(H)
Jan. 22	Tennessee	60-76	Lost	(H)
Jan. 27	Ole Miss !	64-71	Lost	(H)
Jan. 31	Eastern Kentucky	80-59	Won	(H)
Feb. 3	Georgia	75-78	Lost	(A)
Feb. 5	Alabama-Birmingham	81-71	Won	(A)
Feb. 10	Florida	84-70	Won	(A)
Feb. 15	Louisville	83-68	Won	(H)
Feb. 17	Alabama	74-58	Won	(A)
Feb. 20	Morehead State	106-71	Won	(H)
Feb. 24	Auburn	60-68	Lost	(A)
Feb. 27	Middle Tennessee	72-56	Won	(H)
March 2	Florida***	54-70	Lost	(N)
March 22	Maine****	76-66	Won	(N)
March 23	Miami (Fla.) ****	80-68	Won	(N)
March 24	Toledo ****	85-76	Won	(N)
* Lady Kat Invitational Tournament (Lexington, Ky.)				
** Michigan State Holiday Classic (East Lansing, Mich.)				
*** SEC Tournament (Albany, Ga.)				
**** NWIT (Amarillo, Texas)				
! - Played in Rupp Arena				

1988-89

Coach: Sharon Fanning

Record: 12-16 (3-6 SEC)

Captains: Jodie Whitaker and Pam Shrum

Nov. 25	American University *	84-46	Won	(H)
Nov. 26	Radford *	89-83	Won	(H)
Nov. 29	Ohio State	80-82	Lost	(H)
Dec. 3	Ohio	77-80	Lost	(A)
Dec. 6	Dayton	72-59	Won	(H)
Dec. 10	Indiana	71-83	Lost	(A)
Dec. 18	Illinois	71-84	Lost	(A)
Dec. 20	Cincinnati	58-61	Lost	(A)
Dec. 30	Austin Peay	95-57	Won	(H)

Jan. 3	Morehead State	70-74	Lost	(A)
Jan. 6	Vanderbilt	74-68	Won	(H)
Jan. 8	Middle Tennessee	68-66	Won	(A)
Jan. 11	Eastern Kentucky	83-77 (OT)	Won	(A)
Jan. 13	Marshall	72-61	Won	(H)
Jan. 16	Kentucky State	92-53	Won	(H)
Jan. 18	Louisville	77-73	Won	(A)
Jan. 21	Tennessee	57-101	Lost	(A)
Jan. 24	Western Kentucky	75-79	Lost	(H)
Jan. 28	Ole Miss	52-70	Lost	(A)
Jan. 31	Mississippi State	54-64	Lost	(A)
Feb. 4	Georgia	70-92	Lost	(H)
Feb. 7	Tennessee Tech	68-88	Lost	(A)
Feb. 11	Florida	97-90	Won	(H)
Feb. 14	LSU	72-86	Lost	(A)
Feb. 17	Alabama	89-75	Won	(H)
Feb. 19	Virginia Tech	66-75	Lost	(A)
Feb. 25	Auburn	70-89	Lost	(H)
March 3	Florida **	64-67	Lost	(N)

* Lady Kat Invitational Tournament (Lexington, Ky.)

** SEC Tournament (Albany, Ga.)

1987-88

Coach: Sharon Fanning

Record: 14-15 (0-9 SEC)

Captains: Belitta Croley, Monique Tarantini and Michele Pennie

Nov. 27	Louisville *	98-77	Won	(H)
Nov. 28	East Carolina *	93-75	Won	(H)
Dec. 1	Eastern Kentucky	96-79	Won	(H)
Dec. 7	Tennessee Tech	78-69	Won	(H)
Dec. 9	Indiana	75-68	Won	(H)
Dec. 11	Western Kentucky	56-80	Lost	(A)
Dec. 20	Morehead State	101-83	Won	(H)
Dec. 28	Ohio	98-85	Won	(H)
Dec. 30	Cincinnati	67-60	Won	(H)
Jan. 4	Louisiana Tech	63-95	Lost	(A)
Jan. 7	Mississippi State	61-68	Lost	(H)
Jan. 10	Marshall	57-58	Lost	(A)
Jan. 13	Alabama	54-74	Lost	(A)
Jan. 16	Illinois State	78-84	Lost	(A)
Jan. 18	Belmont College	79-75	Won	(H)
Jan. 23	Florida	64-68	Lost	(A)
Jan. 28	Vanderbilt	68-83	Lost	(A)
Jan. 30	Tennessee State	88-70	Won	(A)
Feb. 2	Ole Miss	67-75	Lost	(H)
Feb. 5	Alabama-Birmingham	76-69	Won	(H)
Feb. 7	Georgia	70-86	Lost	(A)
Feb. 10	Dayton	58-68	Lost	(A)
Feb. 14	Auburn	57-93	Lost	(A)
Feb. 18	Tennessee	75-99	Lost	(H)
Feb. 23	LSU	74-88	Lost	(H)
Feb. 25	Middle Tennessee	76-68	Won	(H)
Feb. 29	Virginia Tech	80-79	Won	(H)
March 4	Vanderbilt**	75-67	Won	(N)
March 5	Tennessee**	66-100	Lost	(N)

* Lady Kat Invitational (Lexington, Ky.)

** SEC Tournament (Albany, Ga.)

TERRY HALL

Overall Record: 138-66 (1980-87)

1986-87

Coach: Terry Hall

Record: 17-11 (3-6 SEC)

Captains: Sandy Harding, Debbie Miller and Melanie Warren

Nov. 28	Bowling Green State *	74-62	Won	(H)
---------	-----------------------	-------	-----	-----





ALL-TIME RESULTS

Nov. 29	Illinois State *	78-70	Won	(H)
Dec. 3	Indiana	63-61	Won	(A)
Dec. 6	Miami (Fla.)	71-55	Won	(A)
Dec. 9	Eastern Kentucky	88-56	Won	(A)
Dec. 12	Ohio State	71-76	Lost	(H)
Dec. 14	Illinois	76-78	Lost	(H)
Dec. 20	Middle Tennessee State	79-68	Won	(A)
Dec. 29	Howard **	65-62	Won	(N)
Dec. 30	Duke **	63-68	Lost	(N)
Jan. 3	Louisiana Tech	63-64	Lost	(H)
Jan. 7	Morehead State	73-57	Won	(A)
Jan. 11	Tennessee	64-76	Lost	(A)
Jan. 15	Tennessee State	91-65	Won	(H)
Jan. 17	LSU	73-83	Lost	(A)
Jan. 21	Vanderbilt	74-71	Won	(H)
Jan. 23	Old Dominion	85-70	Won	(H)
Jan. 28	Ole Miss	64-72	Lost	(A)
Jan. 30	Mississippi State	61-81	Lost	(A)
Feb. 3	Auburn	53-72	Lost	(H)
Feb. 7	Alabama	89-80	Won	(H)
Feb. 14	Florida	83-76	Won	(H)
Feb. 18	Cincinnati	86-56	Won	(A)
Feb. 21	Louisville	70-48	Won	(A)
Feb. 24	Dayton	73-57	Won	(H)
Feb. 27	Georgia	64-73	Lost	(H)
March 4	Florida ***	75-53	Won	(N)
March 5	Georgia ***	64-67	Lost	(N)

* Lady Kat Invitational (Lexington, Ky.)
 ** St. John's Christmas Tournament (Jamaica, N.Y.)
 *** SEC Tournament (Albany, Ga.)

1985-86

Coach: Terry Hall
Record: 18-11 (4-5 SEC)
Captains: Leslie Nichols, Karen Mosley and Shelly Miller

Nov. 22	Marshall	102-73	Won	(A)
Nov. 29	Cleveland State *	101-63	Won	(H)
Nov. 30	Middle Tennessee *	85-77	Won	(H)
Dec. 2	Morehead State	73-58	Won	(H)
Dec. 4	Southern Illinois	66-62	Won	(H)
Dec. 7	Illinois	74-78	Lost	(A)
Dec. 13	Indiana	60-68	Lost	(H)
Dec. 22	Western Michigan	84-60	Won	(H)
Dec. 30	Ohio State	70-66	Won	(A)
Jan. 2	Tennessee Tech	65-69 (OT)	Lost	(A)
Jan. 5	Eastern Kentucky	97-55	Won	(H)
Jan. 8	Ole Miss !	69-72	Lost	(H)
Jan. 10	Old Dominion	69-74	Lost	(A)
Jan. 14	Dayton	84-64	Won	(A)
Jan. 18	Florida	66-68	Lost	(A)
Jan. 21	Cincinnati	80-67	Won	(H)
Jan. 24	Tennessee	96-82	Won	(H)
Jan. 28	LSU	63-76	Lost	(H)
Jan. 31	Charleston	111-64	Won	(H)
Feb. 2	Auburn	91-90 (2OT)	Won	(A)
Feb. 5	Vanderbilt	79-70	Won	(A)
Feb. 8	Miami (Fla.)	108-53	Won	(H)
Feb. 12	Alabama	75-76	Lost	(A)
Feb. 14	Louisville	87-77	Won	(H)
Feb. 16	Mississippi State	66-54	Won	(H)
Feb. 23	Georgia	67-113	Lost	(A)
Feb. 26	Detroit	99-71	Won	(H)
March 1	LSU **	66-77	Lost	(N)
March 12	Drake ***	70-73	Lost	(A)

*Lady Kat Dial Classic (Lexington, Ky.)
 **SEC Tournament (Athens, Ga.)

***NCAA Tournament (Midwest Region - Des Moines, Iowa)
 ! - Played in Rupp Arena

1984-85

Coach: Terry Hall
Record: 16-12 (3-5 SEC)
Captains: Leslie Nichols and Diane Stephens

Nov. 20	Cincinnati	67-56	Won	(H)
Nov. 24	Morehead State *	77-66	Won	(H)
Nov. 25	West Virginia *	70-63	Won	(H)
Nov. 27	Ohio State !	74-61	Won	(H)
Nov. 29	Miami (Ohio)	76-60	Won	(A)
Dec. 1	South Carolina	75-63	Won	(H)
Dec. 7	Indiana	64-65	Lost	(A)
Dec. 11	National College	83-46	Won	(A)
Dec. 21	Illinois	77-60	Won	(H)
Dec. 28	N.C. State **	78-69	Won	(A)
Dec. 29	#1 Old Dominion **	59-66	Lost	(N)
Jan. 5	Vanderbilt	58-57	Won	(A)
Jan. 9	Dayton	69-61	Won	(H)
Jan. 13	#1 Old Dominion	63-64	Lost	(H)
Jan. 15	Detroit-Mercy	76-59	Won	(H)
Jan. 19	Louisville	63-67	Lost	(A)
Jan. 23	Tennessee	76-72 (OT)	Won	(A)
Jan. 26	Florida	64-69	Lost	(A)
Jan. 29	Georgia	61-57	Won	(H)
Feb. 1	New Orleans	81-86	Lost	(A)
Feb. 3	Ole Miss	56-82	Lost	(A)
Feb. 6	Tennessee Tech	87-75	Won	(H)
Feb. 8	Marshall	95-80	Won	(H)
Feb. 13	Tennessee	66-77	Lost	(H)
Feb. 15	Florida	54-57	Lost	(H)
Feb. 17	Georgia	65-87	Lost	(A)
Feb. 20	Vanderbilt	73-78	Lost	(H)
Feb. 23	Mississippi State ***	55-58	Lost	(H)

* Lady Kat Dial Classic (Lexington, Ky.)
 ** C.Q. Data Systems Tournament at N.C. State (Raleigh, N.C.)
 *** SEC Tournament (Campus Sites - Lexington, Ky.)
 ! - Played in Rupp Arena

1983-84

Coach: Terry Hall
Record: 15-13 (2-6 SEC)
Captains: Lisa Collins and Lynnette Lewis

Nov. 22	Cincinnati	77-84	Lost	(A)
Nov. 26	Eastern Kentucky *	77-67	Won	(H)
Nov. 27	Valdosta State *	89-69	Won	(H)
Dec. 2	Ohio State	73-68	Won	(A)
Dec. 6	Indiana	58-54	Won	(H)
Dec. 10	South Carolina	77-69	Won	(A)
Dec. 20	Alabama	49-78	Lost	(H)
Dec. 22	Florida	64-68	Lost	(H)
Dec. 28	Detroit-Mercy	107-102 (2OT)	Won	(A)
Jan. 4	Nebraska	86-90	Lost	(H)
Jan. 7	Georgia	68-69	Lost	(H)
Jan. 9	Middle Tennessee	68-74	Lost	(H)
Jan. 17	Rutgers	74-45	Won	(H)
Jan. 20	Dayton	77-59	Won	(H)
Jan. 22	Vanderbilt	74-77	Lost	(A)
Jan. 25	Tennessee	63-75	Lost	(H)
Jan. 28	Old Dominion	72-81	Lost	(A)
Jan. 30	New Orleans	85-68	Won	(H)
Feb. 1	Ole Miss	69-59	Won	(H)
Feb. 3	Florida	76-61	Won	(A)
Feb. 5	Georgia	61-87	Lost	(A)
Feb. 12	Tennessee	65-67	Lost	(A)

Feb. 15	DePaul	77-63	Won	(H)
Feb. 18	Auburn	63-83	Lost	(A)
Feb. 20	Vanderbilt	89-70	Won	(H)
Feb. 22	National College	109-46	Won	(H)
Feb. 25	Louisville	94-83	Won	(H)
March 3	LSU **	81-91	Lost	(N)

* Lady Kat Dial Classic (Lexington, Ky.)
 ** SEC Tournament (Athens, Ga.)

Japan Summer 1983 • 5-1

W, 61-58 vs. Japan National (Tokyo)
W, 59-51 vs. Japan National (Kyoto)
W, 70-54 vs. Japan National (Nagoya)
W, 76-75 (OT) vs. Japan National (Kobe)
W, 58-53 vs. Japan National (Shizouka)
L, 59-66 vs. Japan National (Yokohama)

1982-83

Coach: Terry Hall
Record: 23-5 (6-2 SEC)
Captains: Valerie Still, Patty Jo Hedges and Lea Wise

Nov. 27	Cincinnati	84-76	Won	(H)
Dec. 2	Ohio State	73-60	Won	(H)
Dec. 5	Miami (Ohio)	90-61	Won	(H)
Dec. 8	Indiana	85-72	Won	(A)
Dec. 11	East Tennessee	97-52	Won	(H)
Dec. 19	Charleston	106-81	Won	(H)
Dec. 21	Florida	71-66	Won	(H)
Jan. 3	Memphis State	71-75	Lost	(A)
Jan. 6	Middle Tennessee	73-68	Won	(H)
Jan. 10	Tennessee Tech	102-67	Won	(H)
Jan. 14	South Florida *	93-65	Won	(H)
Jan. 15	Arkansas *	77-43	Won	(H)
Jan. 18	Alabama	104-77	Won	(A)
Jan. 20	Louisville	79-66	Won	(A)
Jan. 23	Vanderbilt	106-85	Won	(A)
Jan. 26	DePaul	72-48	Won	(A)
Jan. 30	Georgia	66-59 (OT)	Won	(H)
Feb. 2	South Carolina	89-77	Won	(H)
Feb. 5	Old Dominion	80-66	Won	(H)
Feb. 9	Tennessee	85-95	Lost	(H)
Feb. 12	Vanderbilt	80-71	Won	(H)
Feb. 16	Rutgers	89-80	Won	(A)
Feb. 18	Auburn	77-55	Won	(H)
Feb. 20	Georgia	81-99	Lost	(A)
Feb. 22	Florida	78-68	Won	(A)
Feb. 27	Tennessee	81-69	Won	(A)
March 3	Auburn **	70-85	Lost	(N)
March 18	Indiana ***	76-87	Lost	(N)

* Lady Kat Invitational (Lexington, Ky.)
 ** SEC Tournament (Knoxville, Tenn.)
 *** NCAA Tournament First Round (Mideast Region - Lexington, Ky.)

Japan July 1982 • 5-1

W, 76-63 vs. Unitika (Tokyo)
W, 66-54 vs. Chanson (Nagoya)
W, 71-47 vs. Japan National B Team (Kobe)
W, 74-53 vs. Japan National A Team (Hammamatsu)
L, 62-70 vs. Kyodo Oil (Funabashi)
W, 77-59 vs. Japan National A Team (Odawara)





ALL-TIME RESULTS

March 10	Tennessee *****	60-76	Lost	(N)	Jan. 30	Dayton	63-49	Won	(H)
March 11	Old Dominion *****	66-82	Lost	(N)	Jan. 31	Mt. St. Joe	53-50	Won	(A)
March 16	Kansas \$	92-87 (2OT)	Won	(N)	Feb. 2	Morehead	75-60	Won	(A)
March 17	Texas \$	60-75	Lost	(N)	Feb. 6	Bellarmine ***	72-52	Won	(A)
March 18	Cal St. Lg Bch \$	79-69	Won	(N)	Feb. 7	Eastern Kentucky ***	54-70	Lost	(A)
* MTSU Tournament					Feb. 14	Eastern Kentucky	51-76	Lost	(H)
** at N.C. State					Feb. 16	Ohio State	50-70	Lost	(A)
*** LKIT					Feb. 21	Belmont	60-75	Lost	(H)
**** State					Feb. 26	Louisville AAU	64-35	Won	(H)
***** AIAW Region II (Chapel Hill, S.C.) \$NWIT (Amarillo, Texas)					March 3	Louisville *****	75-59	Won	(H)
					March 4	Western Kentucky *****	69-71	Lost	(H)

1976-77

Coach: Debbie Yow

Record: 19-7

Captains: Ceal Barry and Pam Browning

Nov. 13	Tennessee	53-107	Lost	(A)
Nov. 22	Belmont	76-65	Won	(A)
Nov. 29	Northern Kentucky !	60-58	Won	(H)
Dec. 1	Morris Harvey	78-70	Won	(A)
Dec. 4	#2 Tennessee Tech	72-70	Won	(H)
Dec. 6	#18 Indiana	58-57	Won	(A)
Dec. 8	Marshall	65-58	Won	(A)
Dec. 17	Belhaven *	56-74	Lost	(N)
Dec. 17	Indiana *	57-46	Won	(N)
Dec. 18	Pittsburgh *	74-67	Won	(N)
Dec. 18	Central Missouri *	74-67	Won	(N)
Jan. 7	Tennessee	57-82	Lost	(H)
Jan. 15	Dayton	69-66	Won	(A)
Jan. 21	UT-Chattanooga **	75-58	Won	(N)
Jan. 22	UT-Martin **	63-56	Won	(N)
Jan. 22	Tennessee Tech **	69-92	Lost	(A)
Jan. 25	Morehead State	76-68	Won	(A)
Jan. 29	Louisville	45-60	Lost	(A)
Feb. 11	Western Kentucky	76-66	Won	(H)
Feb. 14	Northern Kentucky	83-89	Lost	(H)
Feb. 21	Mt. St. Joe	85-64	Won	(H)
Feb. 22	Morehead State	84-73	Won	(H)
Feb. 24	Louisville	92-73	Won	(H)
March 3	Louisville ***	85-61	Won	(H)
March 4	Western Kentucky ***	63-71	Lost	(H)
March 5	Eastern Kentucky ***	91-79	Won	(H)

*Miss. College for Women Invitational (Columbus, Miss.)

**Tennessee Tech Tournament (Cookeville, Tenn.)

***Kentucky Women's Intercollegiate Conference Tournament

! Played at Rupp Arena

SUE FEAMSTER

Overall Record: 64-39 (1971-76)

1975-76

Coach: Sue Feamster

Record: 13-12

Captains: Team

Dec. 6	Tennessee Tech	71-79	Lost	(A)
Dec. 10	Marshall	57-56	Won	(H)
Dec. 13	W. Va. AAU	50-40	Won	(H)
Dec. 15	Louisville	75-37	Won	(A)
Dec. 16	Northern Kentucky	55-56	Lost	(A)
Dec. 18	Florida Gulf Coast *	79-77 (2OT)	Won	(N)
Dec. 19	Delta State *	40-89	Lost	(N)
Dec. 19	Anderson College *	71-81	Lost	(N)
Dec. 20	Ohio State	60-56	Won	(A)
Jan. 12	Edinboro	72-78	Lost	(H)
Jan. 16	Western Kentucky	39-74	Lost	(A)
Jan. 17	Morehead State	104-63	Won	(H)
Jan. 23	Tennessee **	67-70	Lost	(N)
Jan. 24	Austin Peay **	76-61	Won	(N)

*Christmas Tournament (Miss. University for Women; Columbus, Miss.)

**Tennessee Tech Tournament

***Louisville Classic

****Kentucky Women's Intercollegiate Conf. Tourn.

1974-75

Coach: Sue Feamster

Record: 16-9

Dec. 3	Lexington Merchants	71-25	W
Dec. 6	AAU Pavers	78-41	W
Dec. 9	AAU Presby. Church	40-42	L
Dec. 13	AAU Pavers	61-39	W
Jan. 10	Bellarmine	83-32	W
Jan. 11	Louisville	57-40	W
Jan. 14	Northern	68-56	W
Jan. 18	Dayton	52-46	W (A)
Jan. 22	Tennessee Tech	Forfeit	W
Jan. 24	Indiana	57-88	L
Jan. 29	Eastern Kentucky	54-63	L
Jan. 31	Mt. Saint Joseph	72-39	W
Feb. 1	Australian National	40-119	L
Feb. 2	Ohio State	66-77	L
Feb. 5	Marshall	62-45	W
Feb. 10	Morehead State	58-41	W
Feb. 11	Eastern Kentucky	54-74	L
Feb. 14	Middle Tennessee	53-52	W
Feb. 15	Miss. St. Co. for Women	42-80	L
Feb. 24	UT-Chattanooga	67-59	W
Feb. 28	Morehead State *	71-40	W
Feb. 29	Murray State *	47-45	W
Feb. 29	Eastern Kentucky	49-62	L
March 5	Union #	80-66	W
March 5	Tennessee Tech #	68-84	L

*KWIC State

Regional II



RECORDS VS. MAJOR CONFERENCES

American Conference

Central Florida2-0
Cincinnati19-6
Connecticut1-4
East Carolina3-0
Houston0-2
Memphis3-4
South Florida3-0
Southern Methodist0-0
Temple1-1
Tulane0-0
Tulsa0-0
Wichita State2-0
Total34-17

America East

Albany1-0
Binghamtonn/a
Hartfordn/a
Maine1-0
UMBCn/a
UMass Lowelln/a
New Hampshire1-0
Stony Brookn/a
Vermontn/a
Total3-0

Atlantic 10

Davidsonn/a
Dayton13-4
Duquesne2-0
Fordhamn/a
George Masonn/a
George Washington1-2
La Sallen/a
Massachusetts2-0
Rhode Island1-0
Richmondn/a
St. Bonaventuren/a
St. Joseph'sn/a
Saint Louisn/a
VCU1-1
Total20-7

Atlantic Coast

Boston Collegen/a
Clemson0-1
Duke2-6
Florida State1-0
Georgia Techn/a
Louisville34-22
Miami6-2
North Carolina1-5
NC State2-4
Notre Dame1-1
Pitt1-0
Syracuse3-0
Virginia2-0
Virginia Tech1-1
Wake Forest1-1
Total55-43

Atlantic Sun

Florida Gulf Coast1-1
Jacksonvillen/a
Kennesaw Staten/a
Lipscomb2-0
NJITn/a
North Floridan/a
USC Upstate2-0
Stetson3-0
Total8-1

Big 12

Baylor2-3
Iowa Staten/a
Kansas2-1
Kansas Staten/a
Oklahoma3-1
Oklahoma State0-1
Texas0-2
Texas Christiann/a
Texas Techn/a
West Virginia2-1
Total9-9

Big East

Butler4-0
Creightonn/a
DePaul4-0
Georgetown2-0
Marquette2-1
Providencen/a
Saint John's1-0
Seton Hall2-1
Villanova1-0
Xavier1-6
Total17-8

Big Sky

Eastern Washingtonn/a
Idahon/a
Idaho Staten/a
Montana1-0
Montana Staten/a
North Dakotan/a
Northern Arizonan/a
Northern Coloradon/a
Portland Staten/a
Sacramento State1-0
Southern Utahn/a
Weber Staten/a
Total2-0

Big South

Campbell0-0
Charleston Southern1-0
Gardner-Webb1-0
High Point3-0
Liberty2-1
Longwood1-0
Presbyterian0-0
Radford2-0
UNC Asheville3-0
Winthrop2-0
Total15-1

Big Ten

Illinois2-4
Indiana13-12
Iowa0-1
Maryland0-1
Michigan1-3
Michigan State2-3
Minnesota0-1
Nebraska2-2
Northwestern2-1
Ohio State9-14
Penn Staten/a
Purdue0-2
Rutgers3-2
Wisconsin0-2
Total34-48

Big West

Cal Polyn/a
CSU Fullertonn/a
CSU Northridge1-0
Hawaii1-1
Long Beach State1-0
UC Davisn/a
UC Irvinen/a
UC Riversiden/a
UC Santa Barbara3-0
Total6-1

Colonial Athletic

Charleston3-0
Delaware1-1
Drexeln/a
Elonn/a
Hofstra1-0
James Madison2-1
Northeastern2-0
Towsonn/a
UNC Wilmingtonn/a
William & Mary1-0
Total10-2

Conference USA

Charlotte1-1
Florida Atlantic2-0
Florida International2-0
Louisiana Tech0-3
Marshall14-2
Middle Tennessee17-5
North Texasn/a
Old Dominion3-8
Rice1-0
Southern Miss3-0
UAB4-0
UTEPn/a
UTSAn/a
Western Kentucky15-14
Total62-33

Horizon League

Cleveland State1-0
Detroit8-0
Green Bay1-0
Illinois Chicago1-0
IUPUI3-0
Northern Kentucky12-4
Oakland1-0
Valparaison/a
Wisconsin-Milwaukeen/a
Wright State1-0
Youngstownn/a
Total28-4

Ivy League

Brownn/a
Columbian/a
Cornelln/a
Dartmouthn/a
Harvardn/a
Pennn/a
Princeton1-0
Yale1-0
Total1-0

Metro Atlantic Athletic

Canisiusn/a
Fairfieldn/a
Ionan/a
Manhattann/a
Marist3-0
Monmouthn/a
Niagaran/a
Quinnipiacn/a
Ridern/a
Saint Peter'sn/a
Sienan/a
Total3-0

Mid-American

Akronn/a
Ball State1-0
Bowling Green2-0
Buffalon/a
Central Michigan2-0
Eastern Michigan2-0
Kent State2-0
Miami (OH)16-2
Northern Illinoisn/a
Ohio2-1
Toledo2-1
Western Michigan2-0
Total31-4

Mid-Eastern Athletic

Bethune-Cookmann/a
Coppin Staten/a
Delaware State1-0
Florida A&M2-0
Hampton1-0
Howard1-0
Md.-Eastern Shoren/a
North Carolina Centraln/a
Norfolk Staten/a
North Carolina A&T2-0
North Carolina Centraln/a
Savannah Staten/a
South Carolina State1-0
Total8-0

Missouri Valley

Bradley3-0
Drake0-1
Evansville1-2
Illinois State1-1
Indiana State3-0
Loyola (Ill.)0-0
Missouri State0-0
Northern Iowa0-0
Southern Illinois4-0
Total12-4

Mountain West

Air Forcen/a
Boise Staten/a
Colorado Staten/a
Fresno Staten/a
Nevadan/a
New Mexico1-0
San Diego Staten/a
San Jose Staten/a
UNLVn/a
Utah Staten/a
Wyomingn/a
Total1-0

Northeast

Bryantn/a
Central Connecticutn/a
Fairleigh Dickinsonn/a
LIU Brooklyn2-0
Mount St. Mary's (Md.)1-0
Robert Morrisn/a
Sacred Heart1-0
St. Francis (Pa.)1-0
St. Francis (N.Y.)n/a
Wagner1-0
Total6-0

Ohio Valley

Austin Peay6-0
Belmont4-1
Eastern Illinois2-0
Eastern Kentucky22-6
Jacksonville State1-0
Morehead State32-4
Murray State14-0
SEMOn/a
SIU Edwardsvillen/a
Tennessee State6-0
Tennessee Tech9-6
Tennessee-Martin5-0
Total101-17

Pacific 12

Arizonan/a
Arizona State1-1
California1-1
Colorado1-1
Oregon0-1
Oregon State1-0
Southern Caln/a
Stanfordn/a
UCLA2-4
Utahn/a
Washington0-2
Washington State3-0
Total9-10

Patriot League

American1-0
Armyn/a
Boston U.1-0
Bucknelln/a
Colgaten/a
Holy Cross1-0
Lafayette1-0
Lehighn/a
Loyola (Md.)1-0
Navy1-0
Total6-0

Southeastern

Alabama33-17
Arkansas24-14
Auburn24-26
Florida32-26
Georgia20-37
LSU17-34
Mississippi State28-22
Missouri8-4
Ole Miss19-23
South Carolina34-33
Tennessee13-55
Texas A&M5-6
Vanderbilt25-30
Total283-327

Southern

East Tennessee State2-1
Furman1-0
Mercer0-0
Samford3-0
UNC Greensboro0-0
UT Chattanooga9-0
Virginia Military0-0
Western Carolina1-0
Wofford1-0
Total17-1

Southland

Abilene Christiann/a
Central Arkansasn/a
Houston Baptistn/a
Incarnate Wordn/a
Lamarn/a
McNeese2-0
New Orleans1-1
Nicholls1-0
Northwestern Staten/a
Sam Houston State2-0
Southeastern La.n/a
Stephen F. Austinn/a
Texas A&M CCn/a
Total6-1

Southwestern Athletic

Alabama A&M2-0
Alabama State2-0
Alcorn State1-0
Arkansas-Pine Bluff3-0
Grambling State2-0
Jackson State1-0
Miss. Valley State3-0
Prairie View A&Mn/a
Southern2-0
Texas Southernn/a
Total16-0

Summit League

Denvern/a
IPFW1-0
Nebraska-Omaha1-0
North Dakota Staten/a
Oral Robertsn/a
South Dakotan/a
South Dakota State0-1
Western Illinoisn/a
Total2-1

Sun Belt

Appalachian State1-0
Arkansas-Little Rockn/a
Arkansas Staten/a
Coastal Carolinan/a
Georgia Southern1-0
Georgia State1-0
Louisiana Lafayetten/a
Louisiana Monroen/a
South Alabama1-0
UT Arlingtonn/a
Texas Staten/a
Troyn/a
Total4-0

West Coast

BYUn/a
Gonzaga1-0
Loyola Marymountn/a
Pacific1-0
Pepperdine2-0
Portlandn/a
Saint Mary's (Calif.)n/a
San Deigon/a
San Francisco0-1
Santa Claran/a
Total4-1

Western Athletic

CSU Bakersfieldn/a
Chicago Staten/a
Grand Canyonn/a
UMKCn/a
New Mexico Staten/a
Seattlen/a
UTRGVn/a
Utah Valleyn/a
Totaln/a

SCORES VS. ALL OPPONENTS

Delaware 1-1	UK 97 - ETSU 52, 12/11/82 (H)	UK 58 - UF 100, 1/4/98 (A)	Florida Atlantic 2-0	2/3/91 71-87 L(H)	High Pt. 3-0
11/24/06 70-86 L(N)	Largest Margin of Defeat: -9,	12/15/78 80-69 W(H)	12/30/2000 112-71 W(H)	1/11/92 65-83 L(A)	1/6/04 83-45 W(H)
3/30/13 69-62 W(N)	ETSU 59 - UK 50, 12/12/08 (H)	12/31/81 97-61 W(H)	11/18/07 61-53 W(H)	1/10/93 69-60 W(H)	11/17/12 80-46 W(H)
	12/11/82 97-52 W(H)	2/20/82 89-87 W(A)		1/23/94 71-70 W(A)	11/18/18 71-49 W(H)
Delaware State 1-0	12/12/08 50-59 L(H)	12/21/82 71-66 W(H)	Florida Gulf Coast 1-1	1/22/95 57-68 L(H)	
11/10/12 90-50 W(H)	12/15/13 73-56 W(H)	12/22/83 66-68 L(H)	12/18/75 79-77 W2OT(N)	2/13/96 55-75 L(A)	Hofstra 1-0
		2/22/83 78-68 W(A)	12/8/17 64-70 L(A)	2/8/97 62-80 L(H)	11/26/05 67-54 W(N)
		2/3/84 76-61 W(A)		2/11/98 87-46 L(A)	
Delta State 0-1	Eastern Illinois 2-0	1/26/85 64-69 L(A)	Florida International 2-0	2/7/99 80-76 W(H)	Holy Cross 1-0
12/19/75 40-89 L(N)	12/17/90 82-48 W(H)	2/15/85 54-57 L(H)	12/17/2000 60-58 W(A)	2/27/99 62-68 L(N)	12/28/91 87-69 W(N)
	12/19/98 90-71 W(N)	1/18/86 66-68 L(A)	12/1/05 71-56 W(H)	2/17/2000 69-73 L(H)	
DePaul 4-0	Eastern Michigan 2-0	1/21/87 83-76 W(H)		3/3/2000 45-63 L(N)	Houston 0-2
at Lexington: UK leads 2-0	3/18/05 79-68 W(H)	3/4/87 75-53 W(N)	Florida State 1-0	2/15/01 58-91 L(A)	11/30/91 70-76 L(H)
at DePaul: UK leads 2-0	11/25/16 89-67 W(H)	1/23/88 64-68 L(A)	12/30/93 58-55 W(N)	2/3/02 50-76 L(H)	11/26/2000 77-78 L(N)
Overall Streak: UK has won four		2/11/89 97-90 W(H)		1/26/03 59-71 L(A)	
Largest Margin of Victory: +24,	Eastern Kentucky 22-6	3/3/89 64-67 L(N)	Furman 1-0	1/11/04 53-74 L(H)	Howard 1-0
UK 96 - DU 64, 12/7/12 (H)	*1972-73 39-58 L	2/10/90 84-70 W(A)	12/6/08 74-35 W(H)	2/29/04 62-73 L(A)	12/29/86 65-62 W(N)
1/26/83 72-48 W(A)	*1973-74 50-56 L	3/2/90 54-70 L(N)		1/13/05 ! 71-63 W(H)	
2/15/84 77-63 W(H)	*2/21/74 No Score L	2/23/91 67-65 W(H)	Gardner-Webb 1-0	2/6/05 64-68 L(A)	Illinois 2-4
12/7/12 ! 96-64 W(H)	1/29/75 54-63 L	2/29/92 73-77 L(A)	11/12/17 72-34 W(H)	2/2/06 57-91 L(A)	3/14/82 88-80 W(H)
12/12/13 96-85 W(A)	2/11/75 54-74 L	2/28/93 69-72 L(H)		2/15/07 ! 72-82 LOT(H)	12/21/84 77-60 W(A)
	2/29/75 49-62 L	1/4/94 64-81 L(A)	Georgetown College	3/2/07 40-72 L(N)	12/7/85 74-78 L(A)
Detroit Mercy 8-0	2/7/76 54-70 L(A)	12/16/95 46-69 L(N)	*2/22/1904 14-10 W	1/31/08 47-44 W(A)	12/14/86 76-78 L(H)
2/10/79 ! 80-61 W(H)	2/14/76 51-76 L(H)	1/4/95 ! 63-55 W(H)	*3/10/1906 14-15 L	3/7/08 57-50 W(N)	12/18/88 71-84 L(A)
12/28/83 107-102 W2OT(A)	3/5/77 91-79 W(H)	2/13/97 53-77 L(H)	*3/5/22 10-2 W	2/26/09 57-61 L(H)	11/27/14 71-77 L(N)
1/15/85 76-59 W(H)	12/3/77 79-73 W(A)	1/4/98 58-100 L(A)	*2/9/23 22-11 W	3/5/09 64-82 L(N)	
2/26/86 99-71 W(H)	1/25/78 85-73 W(H)	1/28/98 63-70 L(H)	*1922-23 No Score W	1/7/10 60-61 LOT(A)	Illinois-Chicago 1-0
12/1/93 82-76 W(A)	1/5/79 73-52 W(H)	1/3/99 63-77 L(H)	*1/11/24 18-9 W(A)	2/11/10 64-48 W(H)	11/28/97 60-46 W(N)
12/1/94 71-48 W(H)	1/22/79 76-54 W(A)	1/28/99 80-70 W(A)	*3/5/24 26-5 W(H)	1/9/11 59-61 L(H)	
12/10/05 74-65 W(A)	12/17/79 100-77 W(H)	1/10/2000 72-58 W(A)		2/17/11 51-69 L(A)	Illinois State 1-1
11/29/06 79-44 W(H)	1/29/80 92-60 W(A)	1/7/01 48-85 L(H)	Georgetown 2-0	1/19/12 69-64 W(A)	11/29/86 78-70 W(H)
	1/27/81 79-62 W(A)	2/14/02 59-81 L(A)	11/27/93 87-82 W(H)	2/3/13 71-75 L(H)	1/10/88 78-84 L(A)
Drake 0-1	2/3/81 74-60 W(H)	2/20/03 49-47 W(H)	12/8/05 63-47 W(A)	3/9/13 60-38 W(N)	
3/12/86 70-73 L(A)	11/26/83 77-67 W(H)	2/08/04 56-76 L(A)		1/30/14 56-58 L(A)	Immaculata 1-0
	1/5/86 97-55 W(H)	2/10/05 59-70 L(H)	George Washington 1-2	2/1/15 80-72 W(H)	12/15/77 74-64 W(H)
Duke 2-6	12/9/86 88-56 W(A)	1/12/06 80-65 W(A)	12/14/91 62-71 L(A)	1/10/16 64-53 W(A)	
at Lexington: UK leads 2-1	12/1/87 96-79 W(H)	2/5/06 61-68 L(H)	11/14/07 65-75 L(H)	1/15/17 82-61 W(H)	Indiana 13-12
at Durham: DU leads 3-0	1/11/89 83-77 W(A)	3/3/06 88-70 W(N)	11/23/08 67-48 W(H)	2/9/17 66-56 W(A)	1/24/74 57-88 L
at Neutral Sites: DU leads 2-0	1/31/90 80-59 W(H)	2/4/07 84-74 W(H)		1/7/18 42-56 L(H)	12/6/76 58-57 W(A)
Overall Streak: DU has won one	2/21/91 79-71 W(A)	2/25/07 79-83 L(A)	Georgia 20-37	3/3/19 58-53 W(A)	12/17/76 57-46 W(N)
Largest Margin of Victory: +10,	2/8/93 74-56 W(H)	1/10/08 60-58 W(H)	at Lexington: UGA leads 14-11	2/27/20 88-77 W(H)	1/20/78 73-34 W(H)
UK 71 - DU 61, 12/20/15 (H)	2/1/94 99-75 W(H)	1/29/09 59-74 L(A)	in Memorial: UGA leads 13-9		12/15/79 ! 102-52 W(H)
Largest Margin of Defeat: -21,	2/22/95 80-67 W(H)	2/18/10 77-51 W(H)	at Athens: UGA leads 17-7	Georgia Southern 1-0	2/13/79 59-53 W(A)
DU 89 - UK 68, 12/21/14 (A)	2/27/96 68-62 W(H)	1/20/11 59-58 W(A)	at Neutral Sites: UGA leads 6-2	11/13/13 103-38 W(H)	12/6/80 93-62 W(A)
12/30/86 63-68 L(N)	2/5/97 62-67 L(A)	1/1/12 59-56 W(A)	Overall Streak: UK has won one		12/8/81 ! 83-68 W(H)
12/29/95 54-73 L(N)	2/17/98 76-60 W(A)	1/22/12 57-52 W(H)	Largest Margin of Victory: +22,	Georgia State 1-0	12/8/82 85-72 W(A)
1/4/11 48-54 L(A)	2/16/99 87-47 W(A)	3/2/12 71-67 W(N)	UK 60 - UGA 38, 3/9/13 (N)	2/4/82 86-65 W(A)	3/18/83 76-87 L(N)
12/8/11 ! 72-65 W(H)		1/3/13 76-69 W(H)	Largest Margin of Defeat: -46,		12/6/83 58-54 W(H)
12/22/13 61-69 L(H)	Edinboro 0-1	1/5/14 73-83 L(H)	UGA 113 - UK 50, 2/23/86 (A)	Grambling State 2-0	12/7/84 64-65 L(A)
12/21/14 68-89 L(A)	1/12/76 72-78 L(H)	2/9/14 80-86 L(A)	1/18/80 82-61 W(H)	12/29/13 109-46 W(H)	12/13/85 60-68 L(H)
12/20/15 71-61 W(H)		3/7/14 75-70 W(N)	2/1/81 62-73 L(N)	11/26/19 81-35 W(H)	12/3/86 63-61 W(A)
12/29/16 69-54 L(A)	Evansville 1-2	1/15/15 62-56 W(H)	1/3/82 62-59 W(H)		12/9/87 75-68 W(H)
	12/22/01 72-78 L(H)	1/31/16 79-85 L(A)	2/6/82 77-76 W(A)	Green Bay 1-0	12/10/88 71-83 L(A)
Duquesne 2-0	12/04/02 66-70 L(A)	3/4/16 92-69 W(N)	1/30/83 66-59 WOT(H)	3/19/12 65-62 W(N)	12/4/89 ! 76-48 W(H)
11/24/90 101-56 W(H)	12/5/17 100-62 W(H)	2/19/16 67-48 W(H)	2/20/83 81-99 L(A)	12/2/90 64-80 L(A)	12/2/90 64-80 L(A)
11/28/03 90-83 W(N)		1/11/18 56-53 W(A)	1/7/83 68-69 L(H)		12/30/90 78-71 W(H)
	Florida 32-26	2/03/19 62-51 W(H)	2/5/84 61-87 L(A)	Gonzaga 1-0	12/7/93 74-86 L(H)
East Carolina 3-0	at Lexington: UK leads 16-11	1/12/20 65-45 W(A)	1/29/85 61-57 W(H)	3/25/12 79-62 W(N)	12/7/94 60-65 L(A)
3/9/78 81-65 W(A)	in Memorial: UK leads 15-11	2/2/20 62-70 L(A)	2/17/85 65-87 L(A)		12/8/95 64-71 L(N)
1/5/82 78-67 W(H)	at Gainesville: UF leads 12-11		2/23/86 67-113 L(A)	Hampton 1-0	12/15/96 62-74 L(H)
11/28/87 93-75 W(H)	at Neutral Sites: UK leads 5-3	Florida A&M 2-0	2/27/87 64-73 L(H)	3/19/11 66-62 WOT(N)	11/18/97 71-84 L(A)
	Overall Streak: UK has won four	11/21/05 84-55 W(H)	3/5/87 64-67 L(N)		11/12/06 51-54 L(H)
East Tennessee St. 2-1	Largest Margin of Victory: +36,	12/13/09 91-39 W(H)	2/7/88 70-86 L(A)	Hawaii 1-1	
at Lexington: UK leads 2-1	UK 97 - UF 61, 12/31/81 (H)		2/4/89 70-92 L(H)	11/28/98 66-57 W(A)	Indiana State 3-0
Overall Streak: UK has won one	Largest Margin of Defeat: -42,		2/3/90 75-78 L(A)	12/14/02 59-70 L(A)	12/17/80 93-80 W(H)
Largest Margin of Victory: +45,					



SCORES VS. ALL OPPONENTS

1/7/82 87-43 W(H)
11/25/05 68-58 W(N)

Iowa **0-1**
11/23/91 68-74 L(H)

IPFW **1-0**
11/21/03 79-59 W(H)

IUPUI **3-0**
11/29/2000 76-75 W(H)
11/18/05 81-52 W(H)
12/30/08 82-60 W(H)

Jackson State **1-0**
11/29/15 92-24 W(H)

Jacksonville State **1-0**
11/15/11 100-25 W(H)

James Madison **2-1**
1/16/81 72-54 W(H)
3/13/91 62-70 L(N)
3/26/08 84-76 W(H)

Kansas **2-1**
3/16/78 92-87 W2OT(A)
1/7/92 51-62 L(A)
12/31/92 71-61 W(H)

Kentucky State **2-0**
1/16/89 92-53 W(H)
11/24/89 121-41 W(H)

Kent State **2-0**
11/23/90 114-83 W(H)
12/29/06 82-47 W(N)

Lafayette **1-0**
12/29/01 83-60 W(N)

Liberty **2-1**
12/12/98 76-80 L(H)
12/11/99 69-57 W(A)
3/20/10 83-77 W(N)

Lipscomb **2-0**

at Lexington: UK leads 1-0
at Nashville: n/a
at Neutral: UK leads 1-0
Overall Streak: UK has won two
Largest Margin of Victory: +67,
UK 116 - LU 49, 11/21/13 (H)
11/25/07 76-55 W(N)
11/21/13 116-49 W(H)

Long Island **2-0**
12/15/02 72-64 W(N)
11/29/08 46-43 W(N)

Longwood **1-0**
1/4/05 79-41 W(H)

LSU **17-34**
at Lexington: LSU leads 11-9
in Memorial: LSU leads: 11-7

at Baton Rouge: LSU leads 15-5
at Neutral Sites: LSU leads 8-3
Overall Streak: UK has won one
Largest Margin of Victory: +18,
UK 89 - LSU 71, 2/26/94 (H)
Largest Margin of Defeat: -43,
UK 39 - LSU 82, 1/16/03 (A)

2/27/82 85-71 W(H)
3/3/84 81-91 L(N)
1/28/86 63-76 L(H)
3/1/86 66-77 L(N)
1/17/87 73-83 L(A)
2/23/88 74-88 L(H)
2/14/89 72-86 L(A)
1/11/90 79-89 LOT(H)
1/6/91 74-78 L(A)
3/2/91 76-96 L(N)
2/16/92 71-55 W(H)
2/13/93 72-65 W(A)
2/26/94 89-71 W(H)
2/25/95 63-49 W(A)
1/7/96 52-62 L(H)
1/5/97 63-73 L(A)
1/14/98 74-71 WOT(H)
1/14/99 59-67 L(A)
2/26/99 81-71 W(N)
1/20/2000 59-66 L(H)
1/18/01 64-87 L(A)
3/1/01 57-72 L(N)
1/24/02 59-75 L(H)
3/1/02 62-74 L(N)
1/16/03 39-82 L(A)
1/18/04 69-70 L(H)
2/17/05 58-81 L(A)
12/18/05 36-66 L(H)
3/4/06 52-79 L(N)
1/18/07 58-76 L(A)
1/27/08 ! 46-72 L(H)
2/21/08 48-52 L(A)
3/8/08 49-66 L(N)
1/25/09 56-59 L(H)
2/22/09 56-57 L(A)
1/28/10 71-62 W(A)
2/13/11 49-47 W(H)
3/4/11 60-58 W(N)
2/5/12 51-61 L(A)
3/3/12 61-72 L(N)
1/27/13 73-60 W(H)
2/24/13 72-77 L(A)
2/2/14 63-56 W(H)
1/18/15 79-84 L(A)
2/7/16 70-58 W(H)
3/3/16 79-71 W(N)
1/19/17 55-42 W(A)
2/4/18 ! 70-72 L(H)
1/17/19 64-60 W(A)
2/24/19 57-52 W(H)
1/19/20 65-59 L(A)

Louisiana Tech **0-3**
3/20/82 60-82 L(A)
1/3/87 63-64 L(H)
1/4/89 63-95 L(A)

Louisville **34-22**
at Lexington: UK leads 22-6
at Louisville: UL leads 15-11
at Neutral: Series tied 1-1
Overall Streak: UL has won four
Largest Margin of Victory: +36,
UK 75 - UL 39, 12/15/75 (A)
Largest Margin of Defeat: -26,
UK 52 - UL 78, 12/5/10 (A)

*2/17/12 19-13 W(H)
*1/17/13 20-19 W
*3/5/13 23-14 W
*1/30/14 12-23 L(H)
*2/3/14 20-19 W(A)
*1/22/15 27-16 W(H)
*2/27/15 8-11 L(A)
*2/5/16 10-12 L(H)
*2/22/16 32-24 W(A)
*3/10/17 24-12 W(H)
*2/28/22 9-10 L(H)
*1922-23 5-8 L(A)
*1922-23 18-6 W(H)
*1922-23 18-6 W
*1/26/24 No Score WOT(H)
*2/2/24 15-9 W(A)
12/15/75 75-37 W(A)
1/11/75 57-40 W(H)
3/3/76 75-59 W(H)
12/19/77 94-88 WOT(A)
1/29/77 45-60 L(A)
2/24/77 73-92 L(H)
3/3/77 85-61 W(H)
1/11/78 85-72 W(H)
12/11/79 76-57 W(A)
1/8/79 49-51 L(A)
2/6/79 67-68 L(H)
3/3/79 61-65 L(N)
2/16/80 83-64 W(H)
2/29/80 85-54 W(H)
1/8/81 88-66 W(A)
2/14/81 83-59 W(H)
2/23/82 84-80 W(H)
1/20/83 79-66 W(A)
2/25/84 94-83 W(H)
1/19/85 63-67 L(A)
2/14/86 87-77 W(H)
11/27/87 98-77 W(H)
2/21/87 70-48 W(A)
1/18/89 77-73 W(A)
2/15/90 83-68 W(H)
1/17/91 63-70 L(A)
2/19/92 81-71 W(H)
1/6/93 58-53 W(A)
1/19/94 95-62 W(H)
1/11/95 76-77 LOT(A)
2/19/96 74-66 W(H)
2/18/97 52-64 L(A)
11/27/98 73-62 W(N)
1/21/98 62-80 L(A)
1/20/99 69-56 W(A)
2/22/2000 75-65 W(H)
12/9/2000 57-63 L(A)
12/19/01 72-53 W(H)
1/5/03 62-86 L(A)
12/3/03 ! 84-80 WOT(H)

12/5/04 49-66 L(A)
12/28/05 ! 55-64 L(H)
12/3/06 75-83 L(A)
12/20/07 ! 65-80 L(H)
12/14/08 59-75 L(A)
12/20/09 101-67 W(H)
12/5/10 52-78 L(A)
12/4/11 74-54 W(H)
12/2/12 48-47 W(A)
12/1/13 69-64 W(H)
12/7/14 77-68 W(A)
12/10/15 ! 72-54 W(H)
12/4/16 69-67 LOT(A)
12/17/17 63-87 L(H)
12/09/18 75-80 L(A)
12/15/19 ! 67-66 L(H)

Loyola (Md.) **1-0**
12/1/95 67-54 W(N)

Maine **1-0**
3/22/90 76-66 W(N)

Marist **3-0**
12/26/93 96-65 W(H)
12/30/12 78-56 W(H)
11/8/13 75-61 W(A)

Marquette **2-1**
12/2/89 96-68 W(H)
12/19/90 86-60 W(A)
3/30/08 64-69 L(H)

Marshall **15-3**
*1971-72 50-77 L
*1972-73 51-46 W
*2/23/74 50-53 L
2/5/75 60-45 W(A)
12/10/75 57-56 W(H)
12/8/76 65-58 W(A)
2/1/78 93-43 W(H)
3/2/81 100-60 W(H)
2/8/85 95-80 W(H)
11/22/85 102-73 W(A)
1/10/88 57-58 L(A)
1/13/89 72-61 W(H)
12/1/92 79-44 W(H)
2/16/94 66-43 W(A)
2/8/95 91-58 W(H)
2/7/96 66-72 L(A)
1/02/03 ! 75-42 W(H)
12/12/04 73-55 W(A)
11/26/17 69-39 W(H)

Maryland **0-1**
3/21/81 82-83 L(A)

Massachusetts **2-0**
11/25/94 73-55 W(H)
12/28/97 57-51 W(N)

McNeese State **2-0**
11/28/09 85-50 W(H)
3/17/12 68-62 W(N)

Memphis **3-4**
11/17/77 101-94 W(H)
1/31/82 69-70 L(H)
1/3/83 71-75 L(A)
12/4/93 91-63 W(H)
12/19/94 71-81 L(A)
11/24/01 55-63 L(A)
12/30/06 86-51 W(H)

Miami (Fla.) **6-2**
2/8/85 108-53 W(H)
12/6/86 71-55 W(A)
12/9/89 80-71 W(N)
3/23/90 80-68 W(N)
12/19/2000 59-74 L(A)
12/1/01 60-57 W(H)
11/11/16 82-66 W(H)
12/10/17 54-65 L(A)

Miami (Ohio) **16-2**
12/5/82 90-61 W(H)
11/29/84 76-60 W(A)
11/30/89 61-56 W(A)
12/5/90 72-68 W(H)
11/26/91 90-60 W(H)
12/23/95 62-71 L(A)
12/13/96 71-63 W(H)
12/20/97 71-64 W(A)
12/9/98 76-56 W(H)
11/22/99 77-39 W(H)
11/21/2000 77-71 W(H)
12/5/01 64-73 L(A)
12/21/02 108-102 WOT(H)
12/20/03 64-58 W(A)
1/3/09 80-55 W(A)
12/1/09 107-53 W(H)
11/14/10 84-71 W(A)
11/28/12 92-53 W(H)

Michigan **1-3**
1/23/81 98-71 W(H)
11/22/96 54-68 L(N)
12/8/07 59-63 L(A)
11/15/08 60-70 L(H)

Michigan State **2-3**
12/8/89 89-72 W(A)
11/27/96 50-76 L(H)
11/25/97 57-71 L(A)
3/20/06 63-67 L(N)
3/22/10 70-52 W(N)

Middle Tennessee St. **17-5**
at Lexington: UK leads 10-1
at Murfreesboro: UK leads 6-4
Overall Streak: UK has won two
Largest Margin of Victory: +22, UK
68 - MTSU 46, 12/9/12 (H)
Largest Margin of Defeat: -12, MT
70 - UK 58, 12/28/11 (A)
2/14/75 53-52 W(n/a)
11/19/77 82-80 W(A)
11/17/78 87-90 L(A)
1/6/83 73-68 W(H)
1/9/84 68-74 L(H)

11/30/85 85-77 W(H)
12/20/86 79-68 W(A)
2/25/88 76-68 W(H)
1/8/89 68-66 W(A)
2/27/90 72-56 W(H)
3/21/08 68-66 WOT(H)
12/28/09 51-57 L(A)
12/29/10 81-72 W(H)
12/28/11 58-70 L(A)
12/9/12 68-46 W(H)
11/24/13 84-72 W(A)
12/12/14 78-62 W(H)
12/13/15 68-52 W(A)
12/9/16 61-48 W(H)
12/28/17 57-62 L(A)
12/15/18 72-55 W(H)
11/10/19 67-52 W(A)

Minnesota **0-1**
11/23/07 80-92 L(N)

Mississippi State **28-22**
at Lexington: UK leads 13-9
at Starkville: Tied 10-10
at Neutral Sites: UK leads 5-3
Overall Streak: MSU has won two
Largest Margin of Victory: +53,
UK 100 - MSU 47, 1/17/13 (H)
Largest Margin of Defeat: -50,
UK 46 - MSU 96, 2/16/03 (A)

1/15/79 52-67 L(A)
1/19/80 86-68 W(H)
1/30/81 106-82 W(N)
2/23/85 55-58 L(H)
2/16/86 66-54 W(H)
1/30/87 61-81 L(A)
1/7/88 61-68 L(H)
1/31/89 54-64 L(A)
1/15/90 86-61 W(H)
2/9/91 75-64 W(A)
1/4/92 75-52 W(H)
1/4/93 73-53 W(A)
3/5/93 84-73 W(N)
1/16/94 81-79 W(H)
1/15/95 65-53 W(A)
2/17/96 78-60 W(H)
2/16/97 74-57 W(A)
2/15/98 71-62 W(H)
2/26/98 48-67 L(N)
2/14/99 78-83 L(A)
2/27/2000 46-63 L(H)
2/25/01 66-74 L(A)
1/3/02 54-59 L(H)
2/28/02 75-72 W(N)
2/16/03 46-96 L(A)
1/22/04 67-80 L(A)
2/15/04 41-54 L(H)
1/20/05 59-72 L(A)
2/20/05 55-71 L(H)
2/19/06 51-46 W(A)
1/25/07 ! 75-83 L2OT(H)
1/13/08 64-60 W(A)
1/18/09 45-52 L(H)
1/31/10 69-59 W(A)
3/6/10 76-65 W(N)

SCORES VS. ALL OPPONENTS

1/16/11	72-60	W(H)	MSU 86 - UK 69, 2/24/79 (A)	*2/12/72	43-38	W(N)	North Carolina State 2-4	12/21/93	81-94	L(H)	2/22/01	54-75	L(H)	
1/8/12	88-40	W(H)	*2/11/70	56-30	W	*2/17/73	52-45	W(A)	3/6/80	63-71	L(A)	12/4/94	59-75	L(A)
2/26/12	76-40	W(A)	*3/4/70	50-48	W	*3/2/73	47-59	L(H)	12/4/81	67-77	L(A)	11/29/95	67-77	L(H)
1/17/13	100-47	W(H)	*2/12/71	62-29	W	*3/2/74	53-49	W(N)	3/10/81	75-74	WOT(H)	12/4/96	66-84	L(A)
2/27/14	81-74	WOT(A)	*2/20/71	56-40	W	2/29/75	47-45	W(A)	12/28/84	78-69	W(A)	12/3/97	68-51	W(H)
2/12/15	92-90W2OT(H)	*1971/72	56-33	W	12/13/77	102-64	W(H)	12/30/95	62-66	L(N)	11/19/98	92-84	WOT(A)	
3/6/15	76-67	W(N)		50-47	W	2/16/78	79-58	W(A)	3/25/19	57-72	L(N)	1/6/07	51-53	L(A)
2/18/16	83-60	W(A)	*1972/73	54-39	W	12/6/78	86-68	W(A)				3/19/17	82-68	L(H)
2/23/17	78-75	WOT(H)		52-42	W	2/3/79	82-72	W(H)	North Carolina A&T 2-0					
2/11/18	55-74	L(A)	*1/28/74	32-37	L	3/1/79	82-59	W(N)	12/6/05	71-40	W(H)	Ohio 2-1	2/7/08 !	59-54
2/25/18	63-85	L(H)	*2/22/74	55-33	W	12/10/80	72-63	W(A)	1/1/09	72-63	W(H)	12/2/82	73-60	W(H)
3/2/18	58-81	L(N)	*3/2/74	55-33	W	1/31/80	95-59	W(H)				12/28/87	98-85	W(H)
1/06/19	71-86	L(A)	2/10/75	58-41	W	2/25/80	76-67	W(A)	Northeastern 2-0			12/3/88	77-80	L(A)
2/16/20	73-62	W(H)	2/28/75	71-40	W	1/3/81	81-54	W(H)	12/29/97	76-39	W(N)			
3/7/20	77-59	L(A)	1/17/76	104-63	W(H)	12/4/92	89-55	W(H)	11/17/11	81-47	W(H)	Oklahoma 3-1	2/28/13	90-65
			2/2/76	75-60	W(A)	2/23/94	74-67	W(A)				3/30/10	68-88	L(N)
Mississippi State			2/22/77	84-73	W(H)	11/26/10	91-59	W(N)	Northeast Louisiana 1-0			11/28/14	92-88	WOT(N)
College of Women 0-1			12/17/77	72-73	L(A)	12/21/18	88-49	W(H)	12/29/90	73-66	W(A)	3/20/16	79-58	W(N)
2/15/75	42-80	L	1/25/77	76-68	W(A)							12/1/16	82-68	W(H)
			12/11/78	76-83	L(H)	Navy 1-0			Northern Kentucky 11-4					
Mississippi State			2/23/78	75-68	W(H)	3/24/13	61-41	W(N)	1/14/75	68-56	W(H)	Oklahoma State 0-1	1/26/17	89-57
University for Women 1-1			3/3/78	84-76	W(H)				12/16/75	55-56	L(A)	12/19/92	57-61	L(N)
11/18/77	78-75	W(A)	2/24/79	69-86	L(A)	National College 3-0			11/29/76	60-58	W(A)			
11/18/78	76-81	LOT(N)	1/22/80	86-67	W(H)	2/9/82	94-65	W(H)	11/29/77	83-65	W(A)	Old Dominion 4-8	3/11/78	66-82
			2/20/80	90-79	W(A)	2/22/83	109-46	W(H)	2/14/77 !	83-89	L(H)	1/28/79	65-81	L(H)
Mississippi Valley St. 3-0			3/1/80	80-61	W(H)	12/11/84	83-46	W(A)	12/19/78	53-71	L(H)	1/20/82	68-91	L(A)
12/19/06	84-37	W(H)	1/1/81	84-64	W(H)				2/11/78	79-72	W(H)	2/5/83	80-66	W(H)
1/1/10	93-48	W(H)	2/21/81	66-51	W(A)	Nebraska 2-2			1/30/79	72-71	W(A)	12/29/84	59-66	L(N)
11/27/11	90-51	W(H)	11/24/84	77-66	W(H)	1/4/84	86-90	L(H)	3/2/79	69-71	L(N)	1/28/84	72-81	L(A)
			12/2/85	73-58	W(H)	11/29/97	59-68	L(A)	1/9/80	79-63	W(A)	1/13/85	63-64	L(H)
Missouri 8-4			12/20/87	101-83	W(H)	3/13/99	98-92	W(N)	2/12/80	62-61	W(H)	1/10/86	69-74	L(A)
at Lexington: UK leads 5-0			1/7/87	73-57	W(A)	3/28/10	76-67	W(N)	1/6/81	82-69	W(H)	1/23/87	85-70	W(H)
at Columbia: UM leads 3-3			1/3/89	70-74	L(A)				2/10/81	88-75	W(A)	11/18/06	69-55	W(A)
at Neutral: MU leads 1-0			2/20/90	106-71	W(H)	Nebraska Omaha 1-0			11/26/90	97-79	W(H)	12/28/07	62-71	L(H)
Overall Streak: MU has won three			2/6/91	83-67	W(A)	11/23/11	81-48	W(H)	12/3/14	82-64	W(H)	12/2/16	84-65	W(A)
Largest Margin of Victory:+26,			2/5/92	79-58	W(H)							Ole Miss 19-23		
UK 69 - MU 43, 1/13/13 (A)			1/13/93	66-38	W(H)	New Hampshire 1-0			Northwestern 2-1			at Lexington: UK leads 10-9	Pittsburgh 1-0	
Largest Margin of Defeat: -35,			2/15/95	78-49	W(H)	11/17/16	92-43	W(H)	12/2/95	42-78	L(A)	at Oxford: UM leads 13-8	12/18/76	74-67
MU 86 - UK 51, 11/25/00 (N)			11/17/09	72-55	W(A)				11/23/03	67-60	W(H)	at Neutral Sites: Tied 1-1	Princeton 1-0	
11/25/89	102-84	W(H)	11/12/10	82-48	W(H)	New Mexico 1-0			12/1/04	70-63	W(A)	Overall streak: UM has won one	3/23/19	82-77
11/25/2000	51-86	L(N)	11/11/11	96-60	W(A)	12/6/99	62-52	W(A)				Largest Margin of Victory: +41,	Purdue 0-2	
1/13/13	69-43	W(A)	11/23/12	73-37	W(H)				Notre Dame 1-1			UK 82 - UM 41, 2/2/12 (H)	12/18/99	40-48
1/12/14	80-69	W(H)	11/19/14	91-62	W(H)	New Orleans 1-1			11/21/10	81-76	W(H)	Largest Margin of Defeat: -31,	12/1/2000	67-87
1/25/15	83-69	W(A)	11/18/15	112-57	W(H)	1/30/84	85-68	W(H)	12/18/11	83-92	L(A)	UM 83 - UK 52, 1/2/97 (A)	Radford 2-0	
2/25/16	69-69	W(H)	11/23/16	80-57	W(H)	2/1/85	81-86	L(A)				2/9/80	62-79	L(N)
1/5/17	64-62	W(H)	11/22/17	86-53	W(H)				Oakland 1-0			2/1/84	69-59	W(H)
1/30/17	73-67	L(A)	11/28/18	87-57	W(H)	Nicholls State 1-0			3/15/07	65-56	W(A)	2/3/85	56-82	L(A)
2/8/18	78-83	L(A)	11/21/19	76-54	W(H)	12/21/04 !	106-51	W(H)				1/8/86 !	69-72	L(H)
1/24/19	52-41	W(H)							Ohio State 10-14			1/28/87	64-72	L(A)
3/8/19	68-70	LOT(A)	Morris Brown 1-0			UNC-Asheville 3-0			2/2/75	66-77	L(A)	2/2/88	67-75	L(H)
1/30/20	62-47	W(A)	12/23/02	106-32	W(H)	1/24/95	98-76	W(H)	12/20/75	60-56	W(A)	1/28/89	52-70	L(A)
			Morris Harvey College 1-0			2/1/95	70-55	W(A)	2/16/76	50-70	L(A)	1/27/90 !	64-71	L(H)
			12/1/76	78-70	W(A)	3/19/16	85-31	W(N)	11/30/77	58-70	L(H)	2/16/91	87-81	W(A)
Montana 1-0						UNC-Chapel Hill 1-5			12/2/78	70-59	W(H)	2/23/92	69-82	L(H)
11/16/17	71-54	W(A)				1/7/78	65-73	L(A)	1/27/80	90-59	W(H)	12/18/93	47-51	L(H)
			Mount Saint Joseph 3-0			12/31/93	75-80	LOT(N)	12/12/81	69-75	L(A)	2/20/93	65-77	L(A)
Morehead State 32-4			1/31/75	72-39	W	11/28/01	64-102	L(A)	12/2/82	73-60	W(H)	12/17/95	58-66	L(A)
at Lexington: UK leads 22-1			1/31/76	53-50	W(A)	11/25/03 !	59-75	L(H)	12/2/83	73-68	W(A)	1/3/96	60-68	L(H)
(since 1976)			2/21/77	85-64	W(H)	3/21/11	74-86	L(N)	11/27/84 !	74-61	W(H)	1/2/97	52-83	L(A)
at Morehead: UK leads 8-3						11/24/18	85-75	W(N)	12/30/85	70-66	W(A)	1/10/98	76-49	L(H)
(since 1976)			Mount Saint Mary's 1-0						12/12/86	71-76	L(H)	1/10/99	57-60	L(A)
Overall Streak: UK has won 15			11/5/19	67-44	W(H)				11/29/88	80-82	L(H)	2/25/99	75-59	W(N)
Largest Margin of Victory:+68,						Murray State 14-0			11/28/89	86-89	L3OT(A)	2/24/2000	59-57	W(A)
UK 112 MSU 57, 11/18/15 (H)						*3/10/72	43-44	L(N)	11/28/90	107-73	W(H)			
Largest Margin of Defeat: -17,									1/7/92	94-101	LOT(A)			

SCORES VS. ALL OPPONENTS

3/8/13	76-65	W(N)	12/11/91	67-66	W(A)
3/2/14	65-63	W(H)	1/19/93	62-60	W(H)
2/8/15	82-68	W(A)	12/10/93	77-82	LOT(A)
3/5/15	67-61	W(N)	12/11/94	48-64	L(H)
1/28/16	69-71	L(H)	12/5/95	61-81	L(A)
2/14/16	71-55	W(A)	1/14/97	79-73	W(H)
2/5/17	71-63	W(H)	12/8/97	66-64	WOT(A)
1/15/18	55-70	L(A)	12/1/99	75-48	W(H)
1/03/19	77-55	W(H)	12/8/01	79-84	L(A)
3/1/20	64-70	L(A)	12/7/02	83-88	L(H)
			12/22/03	76-63	W(A)
Villanova	1-0		11/30/07 !	74-78	LOT(H)
12/30/96	63-54	W(A)	12/4/08	57-66	L(A)
VCU	1-1		Western Michigan	2-0	
1/31/01	57-67	L(H)	12/22/85	84-60	W(H)
12/16/01	66-61	W(A)	11/23/96	61-44	W(A)
Virginia	2-0		West Virginia AAU	1-0	
11/15/18 !	63-51	W(H)	12/13/75	50-40	W(H)
11/16/19	50-47	W(A)			
			West Virginia	2-1	
Virginia Tech	1-1		11/25/84	70-63	W(H)
2/29/88	80-79	W(H)	12/12/92	73-63	W(N)
2/19/89	66-75	L(A)	3/28/05	75-80	L2OT(H)
Wagner	1-0		Wichita State	2-0	
11/10/13	96-57	W(A)	11/29/91	79-58	W(H)
			12/20/98	58-51	W(A)
Wake Forest	1-1		William & Mary	1-0	
12/30/04 !	66-61	W(H)	12/4/07	75-44	W(H)
12/31/05	77-82	L(A)			
Washington	0-2		Winthrop	2-0	
11/30/02	56-88	L(A)	1/3/2000	94-39	W(H)
3/25/16	72-85	L(N)	12/11/19 !	91-36	W(H)
Washington State	3-0		Wisconsin	0-2	
11/10/06	80-51	W(H)	3/22/07	61-67	L(A)
12/21/16	69-67	W(H)	3/22/09	45-49	L(A)
11/19/17	73-68	W(A)			
Western Carolina	1-0		Wofford	1-0	
12/18/18	99-39	W(H)	1/7/08	67-57	W(H)
Western Kentucky	15-14		Wright State	1-0	
*1922-23	19-27	L(A)	3/22/14	106-60	W(H)
*2/7/24	18-8	W(H)	Xavier	1-6	
*1973-74	72-44	W(N)	12/31/99	67-68	L(H)
1974-75	77-56	W(H)	12/6/2000	62-80	L(A)
1/16/76	39-74	L(A)	12/10/03	60-75	L(H)
3/4/76	69-71	L(H)	12/28/04	67-75	L(A)
2/11/77	76-66	W(H)	3/24/05	67-62	W(H)
3/4/77	63-71	L(H)	1/1/08	46-51	L(H)
1/30/78	82-84	L(A)	12/2/08	44-67	L(A)
2/8/78	73-52	W(H)			
3/5/78	61-49	W(H)	Yale	1-0	
1/24/79	66-67	L(H)	11/28/08	87-82	W(N)
2/21/79	62-58	WOT(A)			
1/14/80	99-43	W(H)			
2/23/80	82-64	W(A)			
1/13/81	77-70	W(A)			
2/16/81	95-72	W(H)			
12/11/87	56-80	L(A)			
1/24/89	75-79	L(H)			

Note: Varsity records begin in 1974-75 season

** Denotes games played before 1974-75; ! Denotes games played in Rupp Arena*



KENTUCKY IN THE NATIONAL RANKINGS

Kentucky Week-By-Week In The Associated Press Poll

Year	PS	1	2	3	4	5	6	7	8	9	10	11	12	13	14	15	16	17	18	19	20	Final	#		
76-77		--	19	17	18	19	19	19	--	--	--	--	--	--	--	--	--	--	--	--	--	--	14	1-2	
77-78		19	19	--	--	--	T20	--	--	--	--	--	--	--	--	--	--	--	--	--	--	--	--	14	1-4
78-79		--	--	--	--	--	--	--	--	--	--	--	--	--	--	--	--	--	--	--	--	--	--	--	1-3
79-80		--	--	--	--	18	18	--	18	17	17	15	15	15	13	11	13	14	--	--	--	--	14	1-2	
80-81		17	17	14	15	14	14	14	11	9	7	10	10	9	10	10	10	11	11	--	--	--	12	2-2	
81-82		13	12	13	16	16	16	14	10	8	8	11	11	14	17	13	14	14	13	--	--	--	13	4-6	
82-83		8	7	7	5	5	5	5	7	7	7	7	4	7	8	6	11	11	--	--	--	--	12	5-3	
83-84		--	--	--	--	20	--	--	--	--	--	--	--	--	--	--	--	--	--	--	--	--	--	2-8	
84-85		--	--	14	14	13	13	13	13	12	15	17	19	19	--	--	--	--	--	--	--	--	--	2-3	
85-86		--	--	--	--	--	--	--	--	--	--	--	--	--	--	--	--	--	--	--	--	--	--	3-3	
86-87		--	--	--	--	--	--	--	--	--	--	--	--	--	--	--	--	--	--	--	--	--	--	1-7	
87-88		--	--	--	--	--	--	--	--	--	--	--	--	--	--	--	--	--	--	--	--	--	--	0-6	
88-89		--	--	--	--	--	--	--	--	--	--	--	--	--	--	--	--	--	--	--	--	--	--	0-5	
89-90		--	--	--	--	--	--	25	--	--	--	--	--	--	--	--	--	--	--	--	--	--	--	0-5	
90-91		--	--	--	--	--	--	--	--	--	--	--	--	--	--	--	--	--	--	--	--	--	--	0-5	
91-92		--	--	--	--	--	--	--	--	--	--	--	--	--	--	--	--	--	--	--	--	--	--	2-7	
92-93		--	--	--	--	--	--	24	25	--	25	--	--	--	--	--	--	--	--	--	--	--	--	3-4	
93-94		--	--	--	--	--	--	--	--	--	--	--	--	--	--	--	--	--	--	--	--	--	--	0-8	
94-95		--	--	--	--	--	--	--	--	--	--	--	--	--	--	--	--	--	--	--	--	--	--	1-7	
95-96		--	--	--	--	--	--	--	--	--	--	--	--	--	--	--	--	--	--	--	--	--	--	1-9	
96-97		--	--	--	--	--	--	--	--	--	--	--	--	--	--	--	--	--	--	--	--	--	--	1-7	
97-98		--	--	--	--	--	--	--	--	--	--	--	--	--	--	--	--	--	--	--	--	--	--	2-4	
98-99		--	--	--	--	--	--	--	--	--	--	--	--	--	--	--	--	--	--	--	--	--	--	3-6	
99-00		--	--	--	--	--	--	--	--	--	--	--	--	--	--	--	--	--	--	--	--	--	--	1-8	
00-01		--	--	--	--	--	--	--	--	--	--	--	--	--	--	--	--	--	--	--	--	--	--	0-10	
01-02		--	--	--	--	--	--	--	--	--	--	--	--	--	--	--	--	--	--	--	--	--	--	0-8	
02-03		--	--	--	--	--	--	--	--	--	--	--	--	--	--	--	--	--	--	--	--	--	--	0-8	
03-04		--	--	--	--	--	--	--	--	--	--	--	--	--	--	--	--	--	--	--	--	--	--	0-7	
04-05		--	--	--	--	--	--	--	--	--	--	--	--	--	--	--	--	--	--	--	--	--	--	1-5	
05-06		--	--	--	--	--	--	--	--	--	--	--	21	--	--	--	--	--	--	--	--	--	--	2-5	
06-07		21	20	24	--	--	--	--	--	--	--	--	--	--	--	--	--	--	--	--	--	--	--	0-7	
07-08	rv	rv	--	--	--	--	--	--	--	--	--	--	--	--	--	--	--	--	--	--	--	--	--	3-9	
08-09		--	--	--	--	--	--	--	--	--	--	--	--	--	--	--	--	--	--	--	--	--	--	1-6	
09-10		--	--	--	rv	rv	rv	rv	rv	rv	rv	rv	--	20	17	16	16	19	19	19	--	--	--	5-5	
10-11	9	9	9	9	8	14	13	11	11	10	19	19	17	16	15	19	20	16	17	17	--	--	1-5		
11-12	17	17	17	14	12	10	8	8	6	11	9	6	6	6	7	7	13	10	12	12	--	--	6-3		
12-13	6	6	6	9	9	7	7	7	7	6	6	5	5	8	10	9	T8	10	7	7	--	--	8-5		
13-14	7	7	7	7	7	5	5	5	6	6	9	10	9	13	15	18	15	12	12	10	--	--	6-5		
14-15	11	11	13	9	13	8	8	12	11	19	19	14	10	11	10	11	13	12	11	--	--	--	6-6		
15-16	18	--	13	12	11	8	8	7	7	10	9	9	12	18	18	16	15	13	12	--	--	--	8-3		
16-17	19	15	20	17	15	19	18	17	24	rv	rv	rv	25	rv	rv	22	20	19	18	--	--	--	3-7		
17-18	rv	25	22	20	20	rv	rv	--	--	--	--	--	--	--	--	--	--	--	--	--	--	--	0-11		
18-19	nr	nr	nr	25	19	18	18	18	16	16	16	15	19	19	17	16	11	13	18	17	--	--	4-6		
19-20	13	13	13	14	15	14	14	13	13	14	11	12	13	15	18	14	15	16	16	--	--	16	3-5		

Note: The poll was launched at the Philadelphia Inquirer with the start of the 1976-77 season. In 1989-90, the poll increased from 20 to 25 teams. Release dates and the number of weekly rankings per season varied from year-to-year. *Dates do not include preseason rankings; PS - Preseason rankings (started in 1962); # - Record vs. Ranked Opponents; rv - receiving votes



KENTUCKY IN THE NATIONAL RANKINGS

Kentucky Week-By-Week In The Coaches Poll

Year	PS	2	3	4	5	6	7	8	9	10	11	12	13	14	15	16	17	18	19	Final
84-85		N/A	N/A	N/A	N/A	N/A	N/A	N/A	N/A	N/A	14	16	19	16	25	23	--	--	--	
85-86		--	--	21	20	21	23	22	23	T23	24	24	23	23	--	--	--	--	--	
86-87		--	--	25	20	--	--	--	--	--	--	--	--	--	--	--	--	--	--	
87-88		--	--	--	--	--	--	--	--	--	--	--	--	--	--	--	--	--	--	
88-89		--	--	--	--	--	--	--	--	--	--	--	--	--	--	--	--	--	--	
89-90		--	--	--	--	--	--	25	--	--	--	--	--	--	--	--	--	--	--	
90-91		--	--	--	--	--	--	--	--	--	--	--	--	--	--	--	--	--	--	
91-92		--	--	--	--	--	--	--	--	--	--	--	--	--	--	--	--	--	--	
92-93		--	--	--	--	--	23	23	23	23	--	--	--	--	--	--	--	--	--	
93-94		--	--	--	--	--	--	--	--	--	--	--	--	--	--	--	--	--	--	
94-95		--	--	--	--	--	--	--	--	--	--	--	--	--	--	--	--	--	--	
95-96		--	--	--	--	--	--	--	--	--	--	--	--	--	--	--	--	--	--	
96-97		--	--	--	--	--	--	--	--	--	--	--	--	--	--	--	--	--	--	
97-98		--	--	--	--	--	--	--	--	--	--	--	--	--	--	--	--	--	--	
98-99		--	--	--	--	--	--	--	--	--	--	--	--	--	--	--	--	--	--	
99-00		--	--	--	--	--	--	--	--	--	--	--	--	--	--	--	--	--	--	
00-01		--	--	--	--	--	--	--	--	--	--	--	--	--	--	--	--	--	--	
01-02		--	--	--	--	--	--	--	--	--	--	--	--	--	--	--	--	--	--	
02-03		--	--	--	--	--	--	--	--	--	--	--	--	--	--	--	--	--	--	
03-04		--	--	--	--	--	--	--	--	--	--	--	--	--	--	--	--	--	--	
04-05		--	--	--	--	--	--	--	--	--	--	--	--	--	--	--	--	--	--	
05-06		--	--	--	--	--	--	--	--	--	--	23	--	--	--	--	--	--	--	
06-07	16	24	24	--	--	--	--	--	--	--	--	--	--	--	--	--	--	--	--	
07-08		--	--	--	--	--	--	--	--	--	--	--	--	--	--	--	--	--	--	
08-09		--	--	--	--	--	--	--	--	--	--	--	--	--	--	--	--	--	--	
09-10		--	--	--	--	--	--	--	--	25	23	18	16	16	14	18	16	15	T9	
10-11	10	10	9	9	14	13	11	11	10	19	19	18	18	18	19	20	16	16	22	22
11-12	15	13	11	10	10	7	8	6	9	8	6	6	5	7	8	10	9	11	11	8
12-13	7	7	8	8	6	6	6	6	6	5	4	7	8	7	7	10	7	7	7	8
13-14	8	8	7	7	6	6	6	6	6	10	12	8	12	13	18	15	15	13	11	11
14-15	10	9	10	13	8	8	13	11	11	11	14	10	12	10	10	15	11	11	11	16
15-16	17	13	11	10	8	8	7	7	9	9	12	18	18	16	14	13	13	--	--	13
16-17	19	19	24	20	17	23	24	23	rv	--	--	--	rv	--	--	rv	24	24	--	25
17-18	rv	rv	22	23	rv	rv	--	--	--	--	--	--	--	--	--	--	--	--	--	--
18-19	rv	rv	25	19	20	18	17	15	16	15	12	15	17	18	17	13	14	17	17	21
19-20	16	14	14	14	11	13	13	13	14	11	13	13	15	19	16	16	18	18	--	18

Note: Beginning with the 1985-86 season, the USA Today/ESPN poll has selected its Top 25 teams after the NCAA championship game. USA Today's voting panel consists of 40 coaches representing a geographical mix of the nation and representing each of the nine Women's Basketball Coaches Association's districts. In 1993, USA Today joined with Cable News Network (CNN) to compile the poll. In 1998, ESPN replaced CNN as USA Today's partner in compiling the poll.

UK ALL-TIME VS. ALL OPPONENTS WHO ARE RANKED					
Alabama	2-6	Cincinnati	0-1	Illinois	0-1
Arizona State	1-1	Connecticut	1-4	Immaculata	1-0
Arkansas	1-6	Dayton	1-0	Iowa	0-1
Auburn	5-14	Delaware	1-0	Kansas	1-0
Baylor	2-3	Duke	2-5	LSU	3-20
California	0-1	Florida	3-7	Louisiana Tech	0-3
		George Washington	0-2	Louisville	4-4
		Georgia	12-27	Memphis State	0-1
		Green Bay	1-0	Miami (Fla.)	1-0
				Michigan State	1-1
				Mississippi State	5-5
				Missouri	1-1
				Miss. U for Women	0-1
				Nebraska	1-1
				North Carolina	0-4
				Notre Dame	1-1
				N.C. State	1-2
				Ohio State	3-5
				Oklahoma	3-0
				Old Dominion	1-5
				Purdue	0-2
				Rutgers	3-2
				South Carolina	6-19
				Tennessee	11-48
				Tennessee Tech	1-2
				Texas	0-1
				Texas A&M	5-3
				UCLA	0-2
				Vanderbilt	2-20
				Western Kentucky	4-5
				Xavier	0-1
				Total	77-223

REGULAR-SEASON TOURNAMENTS

The Wildcats are 90-37 in regular-season tournaments with 29 tournament titles.

1975-76

Christmas Tournament

W, Gulf Coast, 79-77
L, Delta State, 89-40
L, Anderson College, 81-71

Tennessee Tech Tournament

Cookeville, Tenn.
L, Tennessee, 70-67
W, Austin Peay, 76-61

Louisville Classic

Louisville, Ky.
W, Bellarmine, 72-52
L, Eastern Kentucky, 70-54

1976-77

Christmas Tournament

L, Belhaven, 74-56
W, Indiana, 57-46
W, Pittsburgh, 74-67
W, Central Missouri, 74-67

Tennessee Tech Tournament

Cookeville, Tenn.
W, UT-Chattanooga, 75-58
W, UT-Martin, 63-56
L, Tennessee Tech, 92-69

1977-78

*MTSU Tournament

Murfreesboro, Tenn.
W, Memphis State, 101-94
W, Miss. U. for Women, 78-75

All-Tournament Team

Debbie Mack, Geri Grigsby

Lady Kat Invitational

Lexington, Ky.
L, Alabama, 66-62
W, Indiana, 73-34

All-LKIT

Linda Edelman, Kentucky
Debra Oden, Kentucky
(Chandler-Blanding Cup recipient)

1978-79

MTSU Tournament

Murfreesboro, Tenn.
L, MTSU, 90-87
L, Miss. U. for Women, 81-76 OT

Lady Kat Invitational

Lexington, Ky.
W, Florida, 80-69
L, Dayton, 72-52

1979-80

*Lady Kat Invitational

Lexington, Ky.
W, Georgia, 82-61
W, Mississippi State, 86-68

All-Tournament Team

Patty Jo Hedges, Kentucky
Mary Boatwright, Miss. State
Bernadette Locke, Georgia
Vicki McCall, Miss. State
Liz Lukschu, Kentucky

1980-81

*Lady Kat Invitational

Lexington, Ky.

W, James Madison, 72-54
W, Indiana State, 93-80

All-Tournament Team

Maria Donhoff, Kentucky
Patty Jo Hedges, Kentucky
MVP – Valerie Still, Kentucky
Judy Ellner, Indiana State
Peggy Jackson, Indiana State
Donna Firebaugh, James Madison

1981-82

Detroit Classic Tournament

Detroit, Mich.

L, N.C. State, 77-67
W, Seton Hall, 90-62

All-Tournament Team

Patty Jo Hedges, Kentucky
Valerie Still, Kentucky

*Lady Kat Invitational

Lexington, Ky.
W, Cincinnati, 79-66
W, Southern Illinois, 74-56

All-Tournament Team

MVP-Valerie Still, Kentucky
Patty Jo Hedges, Kentucky
Lea Wise, Kentucky
Cheryl Cook, Cincinnati
D.D. Plab, Southern Illinois

1982-83

*Lady Kat Invitational

Lexington, Ky.
W, South Florida, 93-65
W, Arkansas, 77-43

All-Tournament Team

Patty Jo Hedges, Kentucky
Valerie Still, Kentucky
MVP - Lea Wise, Kentucky
Maxine Farmer, Georgia State
Bettye Fiscus, Arkansas

1983-84

*Lady Kat Dial Classic

Lexington, Ky.
W, Eastern Kentucky, 77-67
W, Valdosta State, 89-69

* - Won the tournament title

All-Tournament Team

MVP - Karen Mosley, Kentucky
Lisa Collins, Kentucky
Tina Cottle, Eastern Kentucky
Janet Huff, Wisconsin
Gina Bozeman, Valdosta State

1984-85

*Lady Kat Dial Classic

W, Morehead State, 77-66
W, West Virginia, 70-63

All-Tournament Team

MVP - Leslie Nichols, Kentucky
Diane Stephens, Kentucky
Georgeann Wells, West Virginia
Olivia Bradley, Morehead St.
Connie Applelman, Morehead St.
C.Q. Data Systems Tournament at N.C. State
Raleigh, N.C. (Reynolds Coliseum)

W, N.C. State, 78-69
L, Old Dominion, L, 66-59

All-Tournament Team

Leslie Nichols, Kentucky
Sandy Harding, Kentucky

1985-86

*Lady Kat Dial Classic

Lexington, Ky.
W, Cleveland State, 101-63
W, MTSU, 85-77

MVP - Leslie Nichols, Kentucky

Debbie Miller, Kentucky
Jodie Whitaker, Kentucky
Kim Webb, MTSU
Janet Knight, Clemson

1986-87

*Lady Kat Invitational

Lexington, Ky.
W, Bowling Green St., 74-62
W, Illinois State, 78-70

All-Tournament Team

MVP – Bebe Croley, Kentucky
Sandy Harding, Kentucky
Ellen McGrew, Illinois State
Susan Willman, Illinois State
Jackie Motycka, Bowling Green

St. John's Christmas Tournament

Jamaica, N.Y. (Alumni Hall)
W, Howard, 65-62
L, Duke, 68-63

1987-88

*Lady Kat Invitational

Lexington, Ky.
W, Louisville, 98-77
W, East Carolina, 93-75

All-Tournament Team

Belitta Croley, Kentucky
Pam Shrum, Kentucky
MVP – Jodie Whitaker
Sue Niessen, Central Michigan
Monique Pompili, East Carolina
Alma Bethea, East Carolina

1988-89

*Lady Kat Invitational

Lexington, Ky.
W, American University, 84-46
W, Radford, 89-83

All-Tournament Team

MVP – Jodie Whitaker, Kentucky
Kristi Cushenberry, Kentucky
Patrinda Toney, Radford
Stephanie Howard, Radford
Polly Innerarity, Florida A&M

1989-90

*Lady Kat Invitational

Lexington, Ky.
W, Kentucky State, 121-44
W, Missouri, 102-84

All-Tournament Team

MVP – Kristi Cushenberry, Kentucky
Vanessa Foster-Sutton, Kentucky





REGULAR SEASON TOURNAMENTS

Tracye Davis, Kentucky
Lisa Sanbothe, Missouri
Amy Humphries, Evansville

***Michigan State Holiday Classic**
East Lansing, Mich.
(Jack Breslin Student Events Center)
W, Michigan State, 89-72
W, Miami (Fla.), 80-71

All-Tournament Team
Kristi Cushneberry, Kentucky

1990-91

***Lady Kat Invitational**
Lexington, Ky.
W, Kent State, 114-83
W, Duquesne, 101-56

All-Tournament Team
MVP – Jocelyn Mills, Kentucky
Stacy McIntyre, Kentucky
Stephanie Greer, Valparaiso
Ann Forbes, Kent State
Darcie Vincent, Duquesne

***Nevada-Reno New Year's Classic**
Reno, Nevada (Old Gym)
W, Northeast Louisiana, 73-66
W, Indiana, 78-71

All-Tournament Team
Stacy McIntyre, Kentucky
Kristi Cushneberry, Kentucky

1991-92

Lady Kat Invitational
Lexington, Ky.
W, Wichita State, 79-58
L, Houston, 76-70

All-Tournament Team
Tedra Eberhart, Kentucky
MVP – Stacy McIntyre, Kentucky
Darla Simpson, Houston
LaShawn Johnson, Houston
Tami Varnado, Alcorn State

Kansas Dial Classic
Lawrence, Kan. (Allen Fieldhouse)
W, St. John's, 83-77
L, Kansas, 62-51

St. John's Cahill Classic
Jamaica, N.Y. (Alumni Hall)
W, Holy Cross, 87-69
L, St. John's, 73-64

All-Tournament Team
Stacy McIntyre, Kentucky

1992-93

***Lady Kat Invitational - Lexington, Ky.**
W, Murray State, 89-55
W, Connecticut, 75-54
All-Tournament Team

MVP - Jocelyn Mills, Kentucky
Mia Daniel, Kentucky
Darlene Saar, George Washington
Jennifer Rizzotti, Connecticut
Jennifer Parker, Murray State

Iowa Amana Hawkeye Classic
Iowa City, Iowa (Carver-Hawkeye Arena)
L, UNC-Charlotte, 57-54

W, West Virginia, 73-63
All-Tournament Team
Jocelyn Mills, Kentucky

Wichita State Pizza Hut Classic
Wichita, Kan. (Levitt Arena)
L, Oklahoma State, 61-57
W, Chicago State, 95-33
All-Tournament Team
Stacey Reed, Kentucky

1993-94

***Lady Kat Invitational**
Lexington, Ky.
W, Marist, 96-65
W, Georgetown, 87-82

All-Tournament Team
MVP - Tedra Eberhart, Kentucky
Stacey Reed, Kentucky
Christe Jordan, Kentucky
Nadira Ricks, Georgetown
Jean-Marie Lesko, Marist

***Citrus Sports Travel Holiday Classic**
Orlando, Fla. (UCF Arena)
W, Central Florida, 87-45
W, Florida State, 58-55

All-Tournament Team
Stacey Reed, Kentucky

1994-95

Lady Kat Invitational
Lexington, Ky.
W, UMass, 73-55
W, St. John's, 67-54

All-Tournament Team
MVP – Stacey Reed, Kentucky
Vonda Jackson, Kentucky
Tawana Jackson, St. John's
Traci Parsons, Eastern Michigan
Melissa Gurile, UMass

1995-96

***UK Invitational Tournament**
Lexington, Ky.
W, UNC-Asheville, 98-76
W, Toledo, 88-76

All-Tournament Team
Tiffany Wait, Kentucky

Northwestern Inv. Tournament
Evanston, Ill. (Welsh-Ryan Arena)
W, Loyola (Md.), 67-54
L, Northwestern, 78-42

All-Tournament Team
Shaunda Roberts, Kentucky

Big Four ACC Classic
Greensboro, N.C.
L, Duke, 73-54
L, N.C. State, 66-62

All-Tournament Team
Kim Denkins, Kentucky

1996-97

Western Michigan Tournament
Kalamazoo, Mich. (University Arena)
L, Michigan, 68-54
W, Western Michigan, 61-44

***Villanova Wildcat Classic**
Villanova, Penn. (duPont Pavilion)
W, Alaska-Anchorage, 76-41
W, Villanova, 63-54

All-Tournament Team
MVP – Nikki Hay, Kentucky

1997-98

Nebraska CableVision Classic
Lincoln, Neb. (Bob Devaney Sports Center)
W, Illinois-Chicago, 60-46
L, Nebraska, 68-59

All-Tournament Team
Laura Meadows, Kentucky
Tiffany Wait, Kentucky

***Citizen's Bank Dartmouth Classic**
Hanover, N.H. (Leede Arena)
W, UMass, 57-51
W, Northeastern, 76-39

All-Tournament Team
MVP – Jaye Barnes, Kentucky
Laura Meadows, Kentucky

1998-99

Rainbow Wahine Classic
Honolulu, Hawaii (Stan Sheriff Center)
W, Louisville, 73-62
W, Hawaii, 66-57
L, UCLA, 64-54

All-Tournament Team
Jaye Barnes, Kentucky

***Wichita State Shocker Shootout**
Wichita, Kan. (Levitt Arena)
W, Eastern Illinois, 90-71
W, Wichita State, 58-51

All-Tournament Team
MVP – Jaye Barnes, Kentucky
Tiffany Wait, Kentucky

1999-00

Coaches vs. Cancer Challenge
Hartford, Conn. (Hartford Civic Center)
L, Connecticut, 68-62
L, Clemson, 70-65

All-Tournament Team
Erica Jackson, Kentucky

2000-01

Pepperdine Classic
Malibu, Calif. (Firestone Fieldhouse)
L, Missouri, 86-51
L, Houston, 78-77

Baptist Health Systems
Women's Fab Four Classic
Miami, Fla. (Golden Panther Arena)
W, Florida International, 60-58

2001-02

Lady Tiger Classic
Memphis, Tenn. (Elma Roane Field House)
W, Sam Houston State, 100-55
L, Memphis, 63-55

All-Tournament Team
Rita Adams, Kentucky
SeSe Helm, Kentucky



REGULAR SEASON TOURNAMENTS

Charity Clay, UMKC
Princess Swilley, Memphis
MVP – Shannon Hamp, Memphis

***Dartmouth Blue Sky
Restaurant Group Classic**
Hanover, N.H. (Edward Leede Arena)
W, Southern Mississippi, 59-44
W, Lafayette, 83-60

All-Tournament Team
MVP – SeSe Helm, Kentucky
LaTonya McDole, Kentucky
Katherine Hanks, Dartmouth
Jennifer Bayer, Lafayette
Lana Lewis, Southern Mississippi
La'Tasha Summerall, Southern Mississippi

2002-03
Seattle Times Husky Classic
Seattle, Wash. (Bank of America Arena)
W, Pacific, 77-61
L, Washington, 88-56

All-Tournament Team
MVP - Giuliana Mendiola, Washington
Sara Potts, Kentucky
Loree Payne, Washington
Andrea Lalum, Washington
Nancy Dinges, Pacific
Caitlin Crist, Saint Bonaventure

Hawaii Invitational
Honolulu, Hawaii (Stan Sheriff Center)
L, Hawaii, 70-59
W, Long Island, 72-64

All-Tournament Team
Co-MVP - Christen Roper, Hawaii - (Co-MVP)
Co-MVP - Natasja Allen, Hawaii
Jenny Pfeiffer, Kentucky
Tamika Dudley, Long Island
Constance Jinks, UNLV
Jade Abele, Hawaii

2003-04
Odwalla Classic
San Francisco, Calif. (War Memorial Gym)
W, Duquesne, 90-83
L, San Francisco, 67-59

All-Tournament Team
MVP - SeSe Helm, Kentucky
Keiko Tate, Kentucky
Carey Souer, San Francisco
Toni Russell, San Francisco
Ashley Hallstead, Davidson

2004-05
Paradise Jam (St. John Bracket - Round Robin)
St. Thomas, US Virgin Islands
(UVI Sports and Fitness Center)
W, Duquesne, 73-70
L, South Dakota State, 55-57
L, #17/18 Rutgers, 60-75

All-Tournament Team
MVP - Michelle Campbell, Rutgers
Sara Potts, Kentucky
Chelsea Newton, Rutgers
Matee Ajavon, Rutgers
Shannon Howell, Oregon State
Shannon Schlagel, South Dakota State

Pepperdine Thanksgiving Classic

Malibu, Calif. (Firestone Fieldhouse)
W, Indiana State 68-58
W, Hofstra 67-54

All-Tournament Team
MVP - Sarah Elliott, Kentucky
Samantha Mahoney, Kentucky
Jasmane Clarendon, Pepperdine
Melanie Boeglin, Indiana State
Cigi McCollin, Hofstra
Lizanne Murphy, Hofstra

2005-06
Pepperdine Thanksgiving Classic
Malibu, Calif. (Firestone Fieldhouse)
W, Indiana State 68-58
W, Hofstra 67-54

All-Tournament Team
MVP - Sarah Elliott, Kentucky
Samantha Mahoney, Kentucky
Jasmane Clarendon, Pepperdine
Melanie Boeglin, Indiana State
Cigi McCollin, Hofstra
Lizanne Murphy, Hofstra

2006-07
Women's Sports Foundation Tournament
Lexington, Ky. (Memorial Coliseum)
W, Washington State 80-51
L, Indiana 51-54

All-Tournament Team
MVP - Jamie Braun, Indiana
Sarah Elliott, Kentucky
Samantha Mahoney, Kentucky
Kim Roberson, Indiana
Alex Tchanguoue, Wake Forest

Odwalla Classic
San Francisco, Calif. (War Memorial Gym)
L, Delaware 70-86
W, Southern Illinois 78-59

All-Tournament Team
MVP - Tyresa Smith, Delaware
Sarah Elliott, Kentucky
Dominique Carter, San Francisco
Chrissy Fisher, Delaware
Carlai Moore, Southern Illinois

Wells Fargo New Year's Classic
San Antonio, Texas (USTA Convocation Center)
W, Kent State 82-47
W, Memphis 86-51

All-Tournament Team
Sarah Elliott, Kentucky
Vivian Ewalefo, UTSA
Lynsey Freeman, UTSA
Jamilah Humes, Kent State
Aroha Jennings, Memphis

2007-08
Rainbow Wahine Classic
Honolulu, Hawaii (Stan Sheriff Center)
L, Minnesota 80-92
L, #21/22 Texas 60-72
W, Lipscomb 76-55

All-Tournament Team
MVP – Danielle Hood, Hartford
Brittainey Raven, Texas
Emily Fox, Minnesota
Ashley Ellis-Milan, Minnesota

Lyndra Littles, Virginia
Monica Wright, Virginia
Diana Delva, Hartford
Marylyne Schaefer, Hartford

2008-09
Courtyard LaGuardia Turkey Classic
Brooklyn, N.Y. (Wellness, Recreating and Athletic Center)
W, Yale, 87-82
W, Long Island, 46-43

All-Tournament Team
MVP - Carly Ormerod, Kentucky
Amber Smith, Kentucky
Connie James, Long Island
Ashley Palmer, Long Island
Melissa Colborne, Yale

2010-11
Lady Eagle Thanksgiving Classic sponsored by LaQuinta Inn
Hattiesburg, Miss. (Reed Green Coliseum)
W, Murray State, 91-59
W, Southern Miss, 79-60

All-Tournament Team
MVP - A'dia Mathies, Kentucky
Kastine Evans, Kentucky
Jamierra Faulkner, Southern Miss
Rachel Vigers, Southern Miss
Mercedes Johnson, Louisiana-Lafayette
Kayla Lowe, Murray State

2014-15
Paradise Jam (Reef Division)
St. Thomas, Virgin Islands (UVI Sports and Fitness Center)
L, vs. Illinois 71-77
W, vs. Oklahoma, ot, 92-88
W, vs. USF, 61-57

All-Tournament Team
MVP – Makayla Epps, Kentucky
Jennifer O'Neill, Kentucky
Courtney Williams, USF
Ivory Crawford, Illinois
Sharane Campbell-Olds, Oklahoma

2016-17
Kentucky Classic
Lexington, Ky. (Memorial Coliseum)
W, vs. No. 14 Miami (Fla.), 82-66
W, vs. Albany, 70-46
Miami (Fla.) def. Albany 77-53

2018-19
Paradise Jam
St. Thomas Virgin Islands (UVI Sports & Fitness Center)
W, vs. No. 17 South Florida, 85-63
W, vs. rv UCLA, 75-74 (ot)
W, vs. North Carolina, 85-75

All-Tournament Team
MVP – Rhyne Howard, Kentucky
Taylor Murray, Kentucky



CATS IN THE SOUTHEASTERN CONFERENCE

KENTUCKY AND THE SEC

Women's basketball first came under the auspices of the Southeastern Conference for the 1982-83 season. Games played between SEC teams before that time are not counted in the all-time SEC standings, since there was no uniform number of conference games played each season prior to that time. From 1980-85, the SEC champion was the winner of the SEC Tournament. Since 1986, the SEC champion has been determined by a round robin schedule. The tournament continues to be held to decide the recipient of the league's automatic NCAA tournament bid.

Twelve Kentucky players have been named to the SEC All-Tournament team:

- Valerie Still (1980, 1981, 1982*)
 - Patty Jo Hedges (1982)
 - Jodie Whitaker (1988)
 - Stacy McIntyre (1992)
 - Victoria Dunlap (2010, 2011)
 - A'dia Mathies (2010, 2012, 2013)
 - Keyla Snowden (2012)
 - Jennifer O'Neill (2014)
 - DeNesha Stallworth (2014)
 - Makayla Epps (2015, 2016, 2017)
 - Evelyn Akhator (2017)
 - Rhyne Howard (2020)
- *Tournament MVP

ANNUAL SOUTHEASTERN CONFERENCE CHAMPIONS

Year	Overall Champion	SEC Overall	Coach	UK Seed/Finish	Tournament Champion (Site)
1980	Tennessee	33-5	Pat Head	Semifinals	Tennessee (Knoxville, Tenn.)
1981	Auburn	26-7	Joe Ciampi	Semifinals	Auburn (Baton Rouge, La.)
1982	Kentucky	24-8	Terry Hall	Finals	Kentucky (Lexington, Ky.)
1983	Georgia	4-4	27-7 Andy Landers	E2/Quarterfinals	Georgia (Knoxville, Tenn.)
1984	Georgia	7-1	30-3 Andy Landers	E3/Quarterfinals	Georgia (Athens, Ga.)
1985	Tennessee	4-4	22-10 Pat Summitt	E4/1st Round	Tennessee (Oxford, Miss.)
1986	Georgia	9-0	30-2 Andy Landers	6/Quarterfinals	Georgia (Athens, Ga.)
1987	Auburn	8-1	31-2 Joe Ciampi	7/Quarterfinals	Auburn (Albany, Ga.)
1988	Auburn	9-0	32-3 Joe Ciampi	10/Quarterfinals	Tennessee (Albany, Ga.)
1989	Auburn	9-0	32-2 Joe Ciampi	8/1st Round	Tennessee (Albany, Ga.)
1990	Tennessee	8-1	27-6 Pat Summitt	8/1st Round	Auburn (Albany, Ga.)
1991	Georgia	9-0	28-4 Andy Landers	5/Quarterfinals	LSU (Albany, Ga.)
1992	Ole Miss	11-0	29-3 Van Chancellor	6/Semifinals	Tennessee (Albany, Ga.)
1993	Tennessee	11-0	29-3 Pat Summitt	6/Quarterfinals	Vanderbilt (Chattanooga, Tenn.)
1994	Tennessee	11-0	31-2 Pat Summitt	7/Quarterfinals	Tennessee (Chattanooga, Tenn.)
1995	Tennessee	11-0	34-3 Pat Summitt	9/Quarterfinals	Vanderbilt (Chattanooga, Tenn.)
1996	Georgia	10-1	28-5 Andy Landers	12/1st Round	Tennessee (Chattanooga, Tenn.)
1997	Georgia	11-1	25-6 Andy Landers	10/1st Round	Auburn (Chattanooga, Tenn.)
1998	Tennessee	14-0	39-0 Pat Summitt	8/1st Round	Tennessee (Columbus, Ga.)
1999	Tennessee	13-1	31-3 Pat Summitt	7/Semifinals	Tennessee (Chattanooga, Tenn.)
2000	Georgia	13-1	32-4 Andy Landers	9/Quarterfinals	Tennessee (Chattanooga, Tenn.)
	Tennessee	13-1	33-4 Pat Summitt		
2001	Tennessee	14-0	31-3 Pat Summitt	12/1st Round	Georgia (Memphis, Tenn.)
2002	Tennessee	13-1	29-5 Pat Summitt	12/Quarterfinals	Vanderbilt (Nashville, Tenn.)
2003	Tennessee	14-0	33-5 Pat Summitt	9/1st Round	LSU (North Little Rock, Ark.)
2004	Tennessee	14-0	30-3 Pat Summitt	11/1st Round	Vanderbilt (Nashville, Tenn.)
2005	LSU	14-0	33-3 Pokey Chatman	10/1st Round	Tennessee (Greenville, S.C.)
2006	LSU	13-1	31-4 Pokey Chatman	4/Semifinals	Tennessee (North Little Rock, Ark.)
2007	Tennessee	14-0	34-3 Pat Summitt	7/Quarterfinals	Vanderbilt (Duluth, Ga.)
2008	LSU	14-0	31-6 Van Chancellor	4/Semifinals	Tennessee (Nashville, Tenn.)
2009	Auburn	12-2	30-4 Nell Fortner	10/1st Round	Vanderbilt (North Little Rock, Ark.)
2010	Tennessee	15-1	32-3 Pat Summitt	2/Finals	Tennessee (Duluth, Ga.)
2011	Tennessee	16-0	34-3 Pat Summitt	2/Finals	Tennessee (Nashville, Tenn.)
2012	Kentucky	13-3	28-7 Matthew Mitchell	1/Semifinals	Tennessee (Nashville, Tenn.)
2013	Tennessee	13-3	30-6 Pat Summitt	2/Finals	Texas A&M (Duluth, Ga.)
2014	South Carolina	14-2	29-5 Dawn Staley	4/Finals	Tennessee (Duluth, Ga.)
2015	South Carolina	15-1	34-3 Dawn Staley	6/Semifinals	South Carolina (Little Rock, Ark.)
	Tennessee	15-1	30-6 Holly Warlick		
2016	South Carolina	16-0	33-2 Dawn Staley	4/Semifinals	South Carolina (Jacksonville, Fla.)
2017	South Carolina	14-2	33-4 Dawn Staley	4/Semifinals	South Carolina (Greenville, S.C.)
2018	Miss. State	16-0	37-2 Vic Schaefer	9/Quarterfinals	South Carolina (Nashville, Tenn.)
2019	Miss. State	15-1	33-3 Vic Schaefer	4/Quarterfinals	Mississippi State (Greenville, S.C.)
2020	South Carolina	16-0	32-1 Dawn Staley	3/Semifinals	South Carolina (Greenville, S.C.)

Note: From 1980-85, the SEC champion was the winner of the SEC Tournament. Since 1986, the SEC champion has been determined by a round-robin schedule. The tournament continues to be held to decide the recipient of the league's automatic NCAA tournament bid.

The 2020 SEC Women's Tournament will be held at Bon Secours Wellness Arena in Greenville, S.C., starting March 4 and concluding on March 8. Seeds 11 through 14 will compete in the opening games of the bracket on Wednesday, with the rest of the event continuing on Thursday. The quarterfinals will take place on Friday with the semifinals Saturday and championship game on Sunday.

Future SEC Tournament Dates & Sites

- 2021 - March 3-7, Bon Secours Wellness Arena, Greenville, S.C.
- 2022 - TBD, Bridgestone Arena, Nashville, Tenn.
- 2026 - TBD, Bridgestone Arena, Nashville, Tenn.



UK IN THE SEC TOURNAMENT

SEC TOURNAMENT RECORDS

TEAM RECORDS

Most Points In a Game
 UK: 106 vs. Mississippi State 1/30/1981
 Opp: 100 (Tennessee) 3/5/1988

Fewest Points In a Game
 UK: 40 vs. Georgia 3/2/2007
 Opp: 38 (Georgia) 3/9/2013

Most Rebounds
 UK: 57 vs. Arkansas 3/6/1992
 Opp: 61 (Florida) 3/2/1990

Fewest Rebounds
 UK: 25 vs. LSU 3/4/2006 and 25 vs. Alabama 2/26/1982
 Opp: 26 (Mississippi State) 2/28/2002

Highest Field Goal Percentage
 UK: 66.7% vs. Mississippi State 1/30/1981
 Opp: 58.0% (LSU) 3/1/2001

Lowest Field Goal Percentage
 UK: 20.0% vs. Georgia 3/2/2007
 Opp: 22.2% (Georgia) 3/9/2013

Highest Free Throw Percentage
 UK: 94.7% vs. Missouri 3/8/19
 Opp: 93.3% (Auburn) 3/3/2005

Lowest Free Throw Percentage
 UK: 30.4% (7-of-23) vs. Florida 3/2/1990
 Opp: 40.0% (Mississippi St.) 2/23/1985, (LSU) 3/4/11

Highest 3-Point Field Goal Percentage
 UK: 62.5% vs. Vanderbilt 3/4/1988
 Opp: 77.8% (UGA) 3/5/2009

Lowest 3-Point Field Goal Percentage
 UK: 0.0% vs. LSU 3/1/2001
 0.0% vs. Missouri 3/8/19
 Opp: 0.0% (Tennessee) 3/4/1995

Field Goals Made
 UK: 37 vs. Alabama 2/26/1982
 Opp: 37 (Tennessee) 3/5/1988
 37 (South Carolina) 3/5/2016

Field Goals Attempted
 UK: 85 vs. Alabama 3/7/1992
 Opp: 82 (Tennessee) 3/5/1988

3-Point Field Goals Made
 UK: 11 vs. Tennessee 3/6/2020
 Opp: 16 (Tennessee) 3/6/11

3-Point Field Goals Attempted
 UK: 24, 2x, last vs. Tennessee 3/6/2020
 Opp: 33 (South Carolina) 3/4/1994

Free Throws Made
 UK: 30 vs. LSU 2/26/1999
 Opp: 34 (LSU) 3/3/2012

Free Throws Attempted
 UK: 40 vs. Texas A&M 3/10/13; 40 vs. LSU 3/3/2016
 Opp: 43 (LSU) 3/3/2012

Assists
 UK: 29 vs. LSU 2/27/1982
 Opp: 29 (Tennessee) 3/28/1982

Steals
 UK: 14 vs. Vanderbilt 3/8/2013; LSU 2/26/1999; Auburn 1/31/1981
 Opp: 13 (Alabama) 3/7/1992

Blocked Shots
 UK: 8 vs. Texas A&M 3/10/13; LSU 2/26/1999
 Opp: 10 (Tennessee) 2x 3/6/11 and 3/6/2020

Turnovers- High
 UK: 25 vs. Mississippi State 2/23/1985
 Opp: 28 (Mississippi State) 3/6/2010

Turnovers- Low
 UK: 5 vs. South Carolina 3/8/2014
 Opp: 6 (South Carolina) 3/4/17

Margin of Victory
 24 vs. Auburn 3/4/1995 and MSU 1/30/1981

Margin of Defeat
 34 (Tennessee) 3/5/1988

INDIVIDUAL RECORDS BY KENTUCKY

Points
 34 Valerie Still vs. LSU 2/27/1982

Rebounds
 19 Jennifer Humphrey vs. Arkansas 3/1/2007

Field Goals Made
 13 Valerie Still vs. Tennessee 2/28/1982
 13 Valerie Still vs. Mississippi State 1/30/1981

Field Goals Attempted
 26 Jodie Whitaker vs. Tennessee 3/5/1988
 26 Makayla Epps vs. So. Carolina 3/4/17
 26 Rhyne Howard vs. Miss. State 3/7/2020

Free Throws Made
 11 Stacey Reed vs. South Carolina 3/4/1994
 11 A'dia Mathies vs. Mississippi St. 3/6/2010

Free Throws Attempted
 14 Stacey Reed vs. South Carolina 3/4/1994

3-Point Goals Made
 5 Sara Potts vs. Auburn 3/6/2003
 5 Keyla Snowden vs. LSU 3/3/2012
 5 Rhyne Howard vs. Tennessee 3/6/2020

3-Point Goals Attempted
 13 Shaunda Roberts vs. Auburn 3/1/1996
 13 Keyla Snowden vs. LSU 3/3/2012
 13 Jennifer O'Neill vs. Texas A&M 3/10/2013

Assists
 15 Patty Jo Hedges vs. LSU 2/27/1982

Steals
 6 Leslie Nichols vs. LSU 3/1/1986
 6 Valerie Still vs. Auburn 1/31/1981
 6 Taylor Murray vs. Missouri 3/8/19

Blocked Shots
 5 Victoria Dunlap vs. Mississippi St. 3/6/2010

Turnovers
 8 Sandy Harding vs. Georgia 3/8/1987
 8 Laurie Hudgens vs. Miss. State 2/23/85

INDIVIDUAL RECORDS BY OPPONENTS

Points
 29 Seimone Augustus (LSU) 3/4/2006
 29 Sophie Cunningham (Missouri) 3/8/19
 29 Rickea Jackson (Miss. State) 3/7/20

Rebounds
 17 Lori Monroe (Auburn) 3/3/1983
 17 Tiffany Clarke (Vanderbilt) 3/5/2011

Field Goals Made
 13 Sonya Meadows (Mississippi State) 1/30/1981
 13 Seimone Augustus (LSU) 3/4/2006

Field Goals Attempted
 26 Daisy Casher (MSU) 2/23/1985

Free Throws Made
 13 Shannon Johnson (South Carolina) 3/4/1994

Free Throws Attempted
 17 Shannon Johnson (South Carolina) 3/4/1994

3-Point Goals Made
 7 Angie Bjorklund (Tennessee) 3/6/2011
 7 Jasmine Lister (Vanderbilt) 3/8/2013

3-Point Goals Attempted
 12 Christi Timmons (USC) 3/4/1994
 12 Hannah Cook (Alabama) 3/3/17

Assists
 12 Lea Henry (UT) 2/28/1982

Steals
 6 Armelie Lumanu (MSU) 3/6/2010

Blocked Shots
 7 Tamari Key (Tennessee) 3/6/2020

Turnovers
 10 Bonita Branch (LSU) 3/1/1986
 10 Armelie Lumanu (MSU) 3/6/2010

KENTUCKY'S SEC TOURNAMENT HISTORY

Year	Format	Opponent	Score	Result		
1980-1991	10 Team Format	Knoxville	Alabama (QF) 77-69 W Ole Miss (SF) 62-79 L	W		
		Baton Rouge	Miss. State (QF) 106-82 W Auburn (SF) 66-70 L Georgia (Con.) 62-72 L	W		
		Lexington	Florida (1st) 89-87 W Alabama (QF) 82-76 W LSU (SF) 85-71 W Tennessee (F) 80-74 W	W		
		Knoxville	E2 Auburn (QF) 70-85 L	L		
		Athens	E3 LSU (QF) 81-91 L	L		
		Lexington	E4 Miss. State (1st) 55-58 L	L		
		Athens	6 LSU (QF) 66-67 L	L		
		Albany	7 Florida (1st) 75-53 W Georgia (QF) 64-67 L	W		
		Albany	10 Vanderbilt (1st) 75-67 W Tennessee (QF) 66-100 L	W		
		Albany	8 Florida (1st) 64-67 L	L		
		Albany	8 Florida (1st) 54-70 L	L		
		Albany	5 LSU (QF) 79-96 L	L		
1992-2021	12 Team Format	Albany	6 Arkansas (1st) 79-63 W Alabama (QF) 95-87 W Tennessee (SF) 84-90 L	W		
		Chattanooga	6 Miss. State (1st) 84-73 W Vanderbilt (QF) 61-68 L	W		
		Chattanooga	7 South Carolina (1st) 83-80 W Vanderbilt (QF) 67-72 L	W		
		Chattanooga	9 Auburn (1st) 75-51 W Tennessee (QF) 62-74 L	W		
		Chattanooga	12 Auburn (1st) 43-58 L	L		
		Chattanooga	10 Arkansas (1st) 60-71 L	L		
		Columbus	8 Miss. State (1st) 48-67 L	L		
		Chattanooga	7 Ole Miss (1st) 75-59 W LSU (QF) 81-71 W Georgia (SF) 62-68 L	W		
		Chattanooga	9 Alabama (1st) 67-63 W Georgia (QF) 45-63 L	W		
		Memphis	12 LSU (1st) 57-72 L	L		
		2002-2012	14 Team Format	Nashville	12 Miss. State (1st) 75-72 W LSU (QF) 62-74 L	W
				N. Little Rock	9 Auburn (1st) 62-68 L	L
				Nashville	11 Vanderbilt (1st) 41-60 L	L
				Greenville	10 Auburn (1st) 57-62 L	L
				N. Little Rock	4 Florida (QF) 88-70 W LSU (SF) 52-79 L	W
				Duluth, Ga.	7 Arkansas (1st) 72-57 W Georgia (QF) 40-72 L	W
				Nashville	4 Georgia (QF) 57-50 W LSU (SF) 49-66 L	W
				N. Little Rock	10 Georgia (1st) 64-82 L	L
				Duluth, Ga.	2 Auburn (QF) 65-54 W Miss. State (SF) 76-65 W Tennessee (F) 62-70 L	W
				Nashville	2 LSU (QF) 60-58 W Vanderbilt (SF) 69-56 W Tennessee (F) 65-90 L	W
		Nashville	1 Florida (QF) 71-67 W LSU (SF) 61-72 L	W		
2013-2021	14 Team Format	Duluth, Ga.	2 Vanderbilt (QF) 76-65 W Georgia (SF) 60-38 W Texas A&M (F) 67-75 L	W		
		Duluth, Ga.	4 Florida (QF) 75-70 W South Carolina (SF) 68-58 W Tennessee (F) 70-71 L	W		
		Little Rock, Ark.	6 Vanderbilt (2nd) 67-61 W Miss. State (QF) 76-67 W Tennessee (SF) 75-64 L	W		
		Jacksonville, Fla.	4 LSU (2nd) 79-71 W Florida (QF) 92-69 W South Carolina (SF) 93-63 L	W		
		Greenville, S.C.	4 Alabama (QF) 65-55 W South Carolina (SF) 89-77 L	W		
		Nashville	9 Alabama (2nd) 71-64 W Miss. State (QF) 81-54 L	W		
		Greenville, S.C.	4 Missouri (QF) 70-68 W	W		
		Greenville, S.C.	3 Tennessee (QF) 86-65 W Miss. State (SF) 77-59 L	W		

KENTUCKY IN THE SEC TOURNAMENT (1980-2020)

SEC TOURNAMENT RECORD: 36-41 (.467)

First Round Games: 11-11 (.500)
 Second Round Games: 3-0 (1.000)
 Quarterfinal Games: 16-14 (.533)
 Semifinal Games: 5-11 (.313)
 Consolation Game: 0-1 (.000)
 Championship Games: 1-4 (.200)
 1982 - W, Tennessee, 80-74 (H)
 2010 - L, Tennessee, 70-62 (N)
 2011 - L, Tennessee, 90-65 (N)
 2013 - L, Texas A&M, 75-67 (N)
 2014 - L, Tennessee, 71-70 (N)

SEC Championship Titles: 1 - 1982 (UK 80, UT 74)

	UK vs. SEC	MM Era
vs. Alabama:	6-0	2-0
vs. Arkansas:	2-1	0-0
vs. Auburn:	2-5	1-0
vs. Florida:	6-2	3-0
vs. Georgia:	2-6*	2-1
vs. LSU:	4-8	2-2
vs. Ole Miss:	1-1	0-0
vs. Missouri:	0-1	0-1
vs. Mississippi St.:	5-4	2-2
vs. South Carolina:	2-2	1-2
vs. Tennessee:	2-7	1-4
vs. Texas A&M:	0-1	0-1
vs. Vanderbilt:	4-3	3-0

*Includes 1981 consolation game vs. Georgia



UK IN THE NCAA TOURNAMENT

NCAA TOURNAMENT RECORDS

TEAM RECORDS

Most Points In a Game

UK: 106 vs. Wright State 3/22/2014
Opp: 99 (Dayton) 3/20/2015

Fewest Points In a Game

UK: 53 vs. UCONN 4/1/2013
Opp: 31 (UNC Asheville) 3/19/2016

Most Rebounds

UK: 67 vs. Wright State 3/22/2014
Opp: 55 (North Carolina) 3/21/2011

Fewest Rebounds

UK: 25 vs. Louisiana Tech 3/20/1982
Opp: 25 (Nebraska) 3/28/2010

Highest Field Goal Percentage

UK: 59.1% (39-of-66) vs. Illinois 3/14/1982
Opp: 64.6% (31-of-48) (Indiana) 3/18/1983

Lowest Field Goal Percentage

UK: 31.1% vs. Connecticut 3/27/2012
Opp: 20.6% (13-of-63) (UNC Asheville) 3/16/2016

Highest Free Throw Percentage

UK: 100% (4-of-4) vs. Michigan State 3/20/2006
Opp: 95.0% (19-of-20) (Delaware) 3/30/2013

Lowest Free Throw Percentage

UK: 0.0% (0-1) vs. Drake 3/12/1986
Opp: 28.6% (6-21) (Louisiana Tech) 3/20/1982

Highest 3-Point Field Goal Percentage

UK: 63.6% (7-of-11) vs. Liberty 3/20/2010
Opp: 61.1% (11-of-18) (Dayton) 3/22/2015

Lowest 3-Point Field Goal Percentage

UK: 11.1% (1-of-9) vs. Chattanooga 3/18/2006
Opp: 12.0% (3-of-25) (UNC Asheville) 3/19/16

Field Goals Made

UK: 44 vs. Wright State 3/22/2014
Opp: 38 (Louisiana Tech) 3/20/1982

Field Goals Attempted

UK: 81 vs. North Carolina 3/21/2011
Opp: 83 (Wright State) 3/22/2014

3-Point Field Goals Made

UK: 12 vs. Gonzaga 3/25/2012
Opp: 11 (Dayton) 3/22/2015, (Washington) 3/25/16

3-Point Field Goals Attempted

UK: 29 vs. NC State 3/25/19
Opp: 28 (Washington) 3/25/16

Free Throws Made

UK: 31 vs. Nebraska 3/13/1999 and Tenn. St. 3/20/2015
Opp: 32 (UCLA) 3/15/1999

Free Throws Attempted

UK: 42 vs. Tennessee State 3/20/2015
Opp: 35 (Nebraska) 3/13/1999, UCLA 3/15/1999 and UConn 3/27/2012

Assists

UK: 27 vs. Drake 3/12/1986
Opp: 24 (Louisiana Tech) 3/20/1982

Steals

UK: 18 vs. Tennessee State 3/20/2015
Opp: 21 (Green Bay) 3/19/2012

Blocked Shots

UK: 12 vs. Wright State 3/22/2014
Opp: 10 (Connecticut) 4/1/2013; (Ohio St.) 3/19/17

Turnovers- High

UK: 34 vs. Green Bay 3/19/2012
Opp: 26 (South Carolina 3/18/1982, Tennessee State 3/20/2015)

Turnovers- Low

UK: 5 vs. Dayton 3/22/2015
Opp: 6 (Ohio State) 3/19/17

Largest Margin of Victory

54 vs. UNC Asheville 3/19/2016

Largest Margin of Defeat

24 (UCLA) 3/15/1999

INDIVIDUAL RECORDS BY UK

Points (30 or more)

34 A'dia Mathies vs. Dayton 3/26/2013
32 A'dia Mathies vs. Liberty 3/20/2010
31 Victoria Dunlap vs. Oklahoma 3/30/2010
30 Lea Wise vs. Illinois 3/14/1982
30 Makayla Epps vs. Washington 3/25/16
30 Makayla Epps vs. Belmont 3/17/17

Rebounds

23 Evelyn Akhator vs. Ohio State 3/19/17
14 Samarie Walker vs. Wright State 3/22/2014
14 Evelyn Akhator vs. Washington 3/25/16
13 Valerie Still vs. Illinois 3/14/1982
13 Valerie Still vs. South Carolina 3/18/1982
13 Valerie Still vs. Indiana 3/18/1983
13 Victoria Dunlap vs. Oklahoma 3/30/2010
13 Samarie Walker vs. McNeese State 3/17/2012
13 Samarie Walker vs. Green Bay 3/19/2012

Field Goals Made (10 or more made)

15 Lea Wise vs. Illinois 3/14/1982
13 A'dia Mathies vs. Dayton 3/26/2013
13 Makayla Epps vs. Washington 3/25/16

Field Goals Attempted

26 Makayla Epps vs. Washington 3/25/16

Free Throws Made

12 A'dia Mathies vs. Liberty 3/20/2010

Free Throws Attempted

17 A'dia Mathies vs. Liberty 3/20/2010

3-Point Goals Made

6 A'dia Mathies vs. Dayton 3/26/2013

3-Point Goals Attempted

10 Keyla Snowden vs. UNC3/21/2011

Assists

13 Patty Jo Hedges vs. Illinois 3/14/1982

Steals

5 Victoria Dunlap vs. Liberty 3/20/2010
5 Jennifer O'Neill vs. Dayton 3/22/2015

Blocked Shots

6 Alexis Jennings vs. Oklahoma, 3/21/2016

Turnovers

10 Lea Wise vs. Louisiana Tech 3/20/1982

INDIVIDUAL RECORDS BY OPPONENTS

Points

35 Wanda Ford (Drake) 3/12/1986

Rebounds

19 Sheila Foster (South Carolina) 3/18/1982

Field Goals Made

15 Wanda Ford (Drake) 3/12/1986

Field Goals Attempted

25 Talia Walton (Washington) 3/25/16

Free Throws Made

15 Maylana Martin (UCLA) 3/15/1999

Free Throws Attempted

15 Maylana Martin (UCLA) 3/15/1999

3-Point Goals Made

5 Darby Maggard (Belmont) 3/17/17

3-Point Goals Attempted

12 Darby Maggard (Belmont) 3/17/17
12 Kelsey Mitchell (Ohio State) 3/19/17

Assists

11 Niya Johnson (Baylor) 3/29/2014

Steals

10 Jule Wojta (Green Bay) 3/19/2012

Blocked Shots

6 Jodie Cornelie (Dayton) 3/22/2015
5 Jessica Breland (North Carolina) 3/21/2011

Turnovers

8 Samantha MacKay (Dayton) 3/26/2013
8 Megan Lukan (Green Bay) 3/19/2012
8 Amber Mays (Liberty) 3/20/2010

KENTUCKY IN THE NCAA TOURNAMENT

Appearances: 15

Overall Record: 21-15, 17-9 under Matthew Mitchell
First Round Games: 12-3, 9-0 under Mitchell
Second Round Games: 5-6, 5-4 under Mitchell
Regional Semifinals: 4-2, 3-2 under Mitchell
Regional Finals: 0-4, 0-3 under Mitchell

vs. Baylor: 0-1	vs. Nebraska: 2-0
vs. Belmont: 1-0	vs. North Carolina: 0-1
vs. Chattanooga: 1-0	vs. NC State: 0-1
vs. Connecticut: 0-2	vs. UNC Asheville: 1-0
vs. Dayton: 1-1	vs. Ohio State: 0-1
vs. Delaware: 1-0	vs. Oklahoma: 1-1
vs. Drake: 0-1	vs. Princeton: 1-0
vs. Gonzaga: 1-0	vs. South Carolina: 1-0
vs. Green Bay: 1-0	vs. Syracuse: 1-0
vs. Hampton: 1-0	vs. Tennessee State: 1-0
vs. Indiana: 0-1	vs. UCLA: 0-1
vs. Illinois: 1-0	vs. Washington: 0-1
vs. James Madison: 0-1	vs. Wright State: 1-0
vs. Liberty: 1-0	
vs. Louisiana Tech: 0-1	
vs. McNeese State: 1-0	
vs. Michigan State: 1-1	
vs. Navy: 1-0	





NCAA TOURNAMENT GAME-BY-GAME STATISTICS

2006

3/18/06	Kentucky Chattanooga	1st Rd	3,396	23	50	.460	1	9	.111	22	31	.710	13	27	40	40.0	14	13	20	5	11	69
				24	63	.381	6	27	.222	5	8	.625	14	17	31	31.0	19	13	19	2	9	59
3/20/06	Kentucky #16/17 Michigan State	2nd Rd	3,212	26	62	.419	7	20	.350	4	4	1.000	10	23	33	36.5	16	15	14	7	8	63
				25	59	.424	3	12	.250	14	19	.737	14	26	40	35.5	5	12	13	4	5	67

1999

3/13/99	Kentucky Nebraska	1st Rd	2,390	31	59	.525	5	12	.416	31	40	.775	18	19	37		26	13	24	2	12	98
				30	60	.500	5	11	.454	27	35	.771	16	15	31		29	11	22	0	12	92
3/15/99	Kentucky UCLA	2nd Rd	2,604	21	64	.328	5	23	.217	16	25	.64	14	19	33		26	63	17	1	10	63
				26	55	.472	3	11	.272	32	35	.914	12	33	45		18	10	20	3	9	87

1991

3/13/91	Kentucky James Madison	1st Rd	-	24	48	.500	3	9	.333	11	16	.688	4	24	28		18	8	21	0	4	62
				28	59	.475	1	8	.125	13	19	.684	1	2	3		15	16	13	2	11	70

1986

3/12/86	Kentucky Drake	1st Rd	-	35	71	.493	-	-	-	0	1	.000	-	-	31		16	27	13	0	7	70
				32	53	.604	-	-	-	9	16	.563	-	-	30		9	20	13	3	7	73

1983

3/18/83	Kentucky Indiana	1st Rd	-	28	75	.373	-	-	-	20	30	.667	-	-	42		24	14	19	2	5	76
				31	48	.646	-	-	-	25	31	.806	-	-	35		24	18	20	5	5	87

1982

3/14/82	Kentucky Illinois	1st Rd	-	39	66	.591	-	-	-	10	24	.417	-	-	47		19	24	24	1	1	88
				37	80	.463	-	-	-	6	9	.667	-	-	37		23	21	15	2	17	80
3/18/82	Kentucky South Carolina	2nd Rd	-	33	74	.446	-	-	-	7	16	.438	-	-	35		14	17	12	0	12	73
				32	67	.478	-	-	-	5	9	.556	-	-	50		17	18	26	4	6	69
3/20/82	Kentucky Louisiana Tech	Regional Finals	-	26	58	.448	-	-	-	8	9	.889	-	-	25		19	15	21	0	4	60
				38	68	.559	-	-	-	6	21	.286	-	-	42		19	24	16	4	14	82

KENTUCKY'S NCAA TOURNAMENT HISTORY

Year	Region	Site	UK (Seed)	Opponent (Seed)	Round	Result
1982	Midwest	Lexington, Ky. Ruston, La.	Kentucky (2)	Illinois (7) South Carolina (3) Louisiana Tech (1)	1st Regional Semifinals Regional	W, 88-80 W, 73-69 Finals L, 60-82
1983	Mideast	Lexington, Ky.	Kentucky (3)	Indiana (6)	1st	L, 76-87
1986	Midwest	Des Moines, Iowa	Kentucky (7)	Drake (10)	1st	L, 70-73
1991	East	Harrisonburg, Va.	Kentucky (9)	James Madison (8)	1st	L, 62-70
1999	West	Los Angeles, Calif.	Kentucky (6)	Nebraska (11) UCLA (3)	1st 2nd	W, 98-92 L, 63-87
2006	Bridgeport	Chicago, Ill.	Kentucky (5)	Chattanooga (12) Michigan State (4)	1st 2nd	W, 69-59 L, 63-67
2010	Kansas City	Louisville, Ky. Kansas City, Mo.	Kentucky (4)	Liberty (13) Michigan State (5) Nebraska (1) Oklahoma (3)	1st 2nd Regional Semifinals Regional Finals	W, 83-77 W, 70-52 W, 76-67 L, 68-88
2011	Spokane	Albuquerque, N.M.	Kentucky (4)	Hampton (13) North Carolina (5)	1st 2nd	W, 66-62 (OT) L, 74-86
2012	Kingston	Ames, Iowa Kingston, R.I.	Kentucky (2)	McNeese State (15) Green Bay (7) Gonzaga (11)	1st 2nd Regional Semifinals	W, 68-62 W, 65-62 W, 79-62
2013	Bridgeport	Queens, N.Y. Bridgeport, Conn.	Connecticut (1) Kentucky (2)	Regional Finals Navy (15) Dayton (7) Delaware (6) Connecticut (1)	1st 2nd Regional Semifinals Regional Finals	L, 65-80 W, 61-41 W, 84-70 W, 69-62 L, 53-84
2014	South Bend	Lexington, Ky.	Kentucky (3)	Wright State (14) Syracuse (6) Baylor (2)	1st 2nd Regional Semifinals	W, 106-60 W, 64-59 L, 72-90
2015	Albany	South Bend, Ind. Lexington, Ky.	Kentucky (2)	Tennessee State (15) Dayton (7)	1st 2nd	W, 97-52 L, 99-94
2016	Lexington	Lexington, Ky.	Kentucky (3)	UNC Asheville (14) Oklahoma (6) Washington (7)	1st 2nd Regional Semifinals	W, 85-31 W, 79-58 L, 85-72
2017	Lexington	Lexington, Ky. Lexington, KY.	Kentucky (4)	Belmont (13) Ohio State (5) Princeton (11) NC State (3)	1st 2nd 1st 2nd	W, 73-70 L, 82-68 W, 82-77 L, 72-57



CATS IN THE NCAA TOURNAMENT



Front Row (L-R): Sabrina Haines, Amanda Paschal, LaShae Halse, Taylor Murray, Matthew Mitchell, Maci Morris, Paige Poffenberger, Jaida Roper, Kameron Roach; **Second Row (L-R):** Kortez Wilson, Aisha Foy, Niya Butts, Ogechi Anyagaligbo, Blair Green, Rhyné Howard, Nae Nae Cole, Dorie Harrison, Tatyana Wyatt, KeKe McKinney, Amber Smith, Kyra Elzy, Amy Tilley; **Back Row (L-R):** Rachael Blackburn, Braxton Whitney, Braxton Price, Maggie Hudson, Courtney Jones, Jackie Clark, Tiffany Hayden, Carrie Marshall, Daniel Boice, Austin Painter, Philip McManamy, Kim Troxall

2018-19

Overall Record: 25-8

NCAA First & Second Rounds • Raleigh, N.C.

1st • #17/17 Kentucky 82, Princeton 77
2nd • #17/17 Kentucky 57, #10/10 Ohio State 72

- After missing the NCAA Tournament in 2017-18, the Wildcats returned to the Big Dance and advanced to the second round before falling to NC State.
- Matthew Mitchell remained undefeated in first-round games moving to 9-0 as a head coach with the team's win over Princeton. The Wildcats shot 50 percent from the field and hit 9-of-18 3s in the game.
- Kentucky ended the season No. 17 in the AP Poll and No. 21 in the USA Today/Coaches Top 25.
- The 25-win season for Kentucky was its first since 2015-16 and only the eighth in program history with seven of the eight coming under Mitchell.
- Kentucky hit 234 3-pointers as a team on the season which was the second most by a UK team in program history.
- Rhyné Howard busted onto the national scene as she was tabbed the unanimous national freshman of the year.



Back Row (L-R): Rachel Potter, Ogechi Anyagaligbo, Evelyn Akhator, Alyssa Rice, Makenzie Cann, LaShae Halse **Front Row (L-R):** Paige Poffenberger, Jessica Hardin, Taylor Murray, Matthew Mitchell (Head Coach), Makayla Epps, Jaida Roper, Maci Morris

2016-17

Overall Record: 22-11

NCAA First & Second Rounds • Lexington, Ky.

1st • #18/24 Kentucky 73, Belmont 70
2nd • #18/24 Kentucky 68, #11/10 Ohio State 82

- Matthew Mitchell led UK to its school-record eighth consecutive and 13th overall NCAA Tournament.
- UK earned a No. 4 seed in the tournament for the third time in program history and hosted the first and second rounds of the event for the fourth straight season.
- Kentucky advanced to the second round with a 73-70 win over Belmont in the opening round. Makayla Epps was the star for Kentucky with 30 points, adding five rebounds and two assists. Fellow senior Evelyn Akhator scored 22 points with 10 rebounds for her 17th double-double of the year. Overall, UK shot 46.4% from the field and hit seven 3-pointers.
- In her final game as a Wildcat, Makayla Epps scored 21 points with four assists in UK's loss to Ohio State, while Akhator posted another double-double with 14 points and a UK NCAA Tournament game record 23 rebounds.



Back Row (L-R): Alex Day (Mgr.), Mitchell Long (Mgr.), Camryn Whitaker (Assistant Coach), Tamika Williams-Jeter (Assistant Coach), Allison King (Mgr.), Torian Akins (Mgr.), Courtney Jones (Athletic Trainer), Beth Price (Staff Support Associate), John Spurlock (Strength & Conditioning), Tiffany Hayden (Academic Counselor), Will Alton (Video Coordinator), Morgan Jett (Mgr.), Kim Troxall (Creative Director), Kortez Wilson (Equipment Manager), Adeniyi Amadou (Assistant Coach), Amani Franklin (Staff Support Associate). **Middle Row (L-R):** Morgan Rich, Evelyn Akhator, Alyssa Rice, Ivana Jakubcova, Alexis Jennings, Batouly Camara, Kyvin Goodin-Rogers, Makenzie Cann. **Front Row (L-R):** Maci Morris, Christae Rowe, Janee Thompson, Matthew Mitchell (Head Coach), Linnae Harper, Makayla Epps, Taylor Murray.

2015-16

Overall Record: 25-8

NCAA First & Second Rounds • Lexington, Ky.
NCAA Lexington Regional • Lexington, Ky.

1st • #12/13 Kentucky 85, UNC Asheville 31
2nd • #12/13 Kentucky 79, #24/23 Oklahoma 58
Sweet 16 • Washington 85, #12/13 Kentucky 72

- Matthew Mitchell led UK to its school-record seventh consecutive and 12th overall NCAA Tournament.
- UK earned a No. 3 seed in the tournament for the third time in program history and hosted the first and second rounds of the event for the third straight season.
- Kentucky recorded its highest margin of victory in an NCAA Tournament appearance in program history, besting the previous margin by eight. The 31 points scored by UNC Asheville were also an NCAA Tournament opponent low by 10 points..
- Makayla Epps netted a season-high 30 points in the setback to Washington in the Sweet 16 setback, which was the fifth 30-point performance in UK NCAA Tournament history. Evelyn Akhator tied the UK NCAA Tournament record with 14 rebounds.



CATS IN THE NCAA TOURNAMENT



Back Row (L-R): Morgan Jett (Mgr.), Abby Newton (Student Athletic Trainer), Courtney Jones (Senior Athletic Trainer), Beth Price (Staff Support Associate), John Spurlock (Strength & Conditioning Coach), Tiffany Hayden (Academic Counselor), Will Alton (Video Coordinator), Eric Huster (Mgr.), Alex Day (Mgr.). **Middle Row (L-R):** Amani Franklin (Staff Support Associate), Crystal Riley (Staff Support Associate), Tamika Williams (Assistant Coach), Christian Stefanopoulos (Assistant Coach). **Back Row (L-R):** Alyssa Rice, Jelleah Sidney, Alexis Jennings, Ivana Jakubcova, Azia Bishop, Kyvin Goodin-Rogers, Adeniyi Amadou (Assistant Coach), Amy Tilley (Asst. AD/Women's Basketball), Kortez Wilson (Equipment Mgr.), Storm Dickerson (Mgr.). **Front Row (L-R):** Jaycee Coe, Janee Thompson, Bria Goss, Head Coach Matthew Mitchell, Jennifer O'Neill, Linnae Harper, Makayla Epps.

2014-15

Overall Record: 24-10

NCAA First & Second Rounds • Lexington, Ky.

1st • #11/11 Kentucky 97, Tennessee State 52
2nd • #11/11 Kentucky 94, Dayton 99

- Matthew Mitchell led UK to its school-record sixth consecutive and 11th overall NCAA Tournament.
- UK earned a No. 2 seed in the tournament for the fourth time in program history and the third in the last four seasons.
- UK set a new school record for free throws attempted in a NCAA Tournament game against Tennessee State with 42, while it had 18 steals against TSU, which also set a school record for most steals in a NCAA Tournament game.
- Against Dayton, UK set a program record for fewest turnovers in a game with five, while Jennifer O'Neill had five steals to tie the program record for most steals in a NCAA Tournament game.



Back Row (L-R): Danielle Santos (Assistant Coach), Jeff House (Assistant Coach), Shalon Pillow (Assistant Coach), Storm Dickerson (Mgr.), Morgan Jett (Mgr.), Brice Littlepage (Mgr.), Tiffany Hayden (Academic Counselor), Justin Mathis (Mgr.), Courtney Jones (Senior Athletic Trainer), Beth Price (Staff Support Associate), Amy Tilley (Administrative Support Associate). **Middle Row (L-R):** Bob Dunn (Video Coordinator), Kyvin Goodin-Rogers, Jelleah Sidney, DeNesha Stallworth, Samantha Drake, Azia Bishop, Samarie Walker, Bernisha Pinkett, Ukari Figgs (Asst. AD/Women's Basketball), John Spurlock (Strength & Conditioning Coach), Crystal Riley (Staff Support Associate). **Front Row (L-R):** Linnae Harper, Bria Goss, Kastine Evans, Matthew Mitchell (Head Coach), Jennifer O'Neill, Janee Thompson, Makayla Epps.

2013-14

Overall Record: 26-9

NCAA First & Second Rounds • Lexington, Ky.
NCAA South Bend Regional

1st • #10/11 Kentucky 106, Wright State 60
2nd • #10/11 Kentucky 64, Syracuse 59
Sweet 16 • #5/6 Baylor 90, #10/11 Kentucky 72

- Matthew Mitchell led UK to its school-record fifth consecutive and 11th overall NCAA Tournament.
- The No. 3 seed was the second in school history for the Wildcats, the first since 1983.
- UK advanced to the Sweet 16 for the third consecutive season and fourth in the last five years.
- UK tied an NCAA record for rebounds in an NCAA Tournament game with 67 vs. Wright State. The Duke vs. Alabama game which went into four overtimes on March 18, 1995 also had 67 rebounds.
- The 67 rebounds were a school record for the Cats.
- Against Wright State, UK set program record for most points (106), rebounds (67), field goals made (44), blocks (12), largest margin of victory in an NCAA Tournament game.



Back Row (L-R): Morgan Jett (Mgr.), Amy Tilley (Staff Support Associate), Courtney Jones (Senior Athletic Trainer), Angela Schoenherr (Staff Support Associate), Tiffany Hayden (Academic Counselor), Brian Sensibaugh (Mgr.), Brice Littlepage (Mgr.), Justin McKinley (Mgr.), Storm Dickerson (Mgr.). **Middle Row (L-R):** Bob Dunn (Video Coordinator), Crystal Riley (Student Assistant), Shalon Pillow (Assistant Coach), Danielle Santos (Assistant Coach), Brittany Henderson, Jelleah Sidney, Denesha Stallworth, Samantha Drake, Azia Bishop, Samarie Walker, Maegan Conwright, Matt Insell (Assistant Coach), Ukari Figgs (Asst. AD/Women's Basketball), Stephanie Tracey-Simmons, Strength & Conditioning Coach. **Front Row (L-R):** Bernisha Pinkett, Jennifer O'Neill, Bria Goss, Matthew Mitchell (Head Coach), A'dia Mathies, Kastine Evans and Janee Thompson.

2012-13

Overall Record: 30-6

NCAA First & Second Rounds • Queens, N.Y.
NCAA Bridgeport (Conn.) Regional

1st • #7/7 Kentucky 61, Navy 41
2nd • #7/7 Kentucky 84, #18/15 Dayton 70
Sweet 16 • #7/7 UK 69, #15/16 Delaware 62
Elite Eight • #3/3 Connecticut 83, #7/7 UK 53

- Matthew Mitchell led UK to its school-record fourth consecutive and 10th overall NCAA Tournament.
- The Wildcats' No. 2 seed tied the highest ever in the NCAA Tournament. UK was also the No. 2 seed in 2012 and 1982.
- UK advanced to the Elite Eight for the second straight time and third in the last four years.
- Jennifer O'Neill was named to the Bridgeport All-Regional Tournament Team.
- UK's 20-point win over Navy marked the largest margin of victory for Kentucky in a NCAA Tournament game and Navy's 41 points were the fewest by a UK opponent in an NCAA Tournament game.



CATS IN THE NCAA TOURNAMENT



Back Row (L-R): Sarah Gerichs (Student Athletic Trainer), Amy Tilley (Staff Support Associate), Karen Hewitt (Video Coordinator), Angela Schoenherr (Staff Support Associate), Stephanie Tracey-Simmons (Strength & Conditioning Coach), Courtney Jones (Senior Athletic Trainer), Kalee Robertson (Mgr.), Rachel Smith (Mgr.), Storm Dickerson (Mgr.). Middle Row (L-R): Brian Sensibaugh (Mgr.), Kevin Stewart (Mgr.), Kastine Evans, Maegan Conwright, Brittany Henderson, DeNesha Stallworth, Samantha Drake, Azia Bishop, Samarie Walker, Bra'Shey Ali, Bria Goss, Donovan Rogers (Mgr.), David Stefanopoulos (Mgr.). Front Row (L-R): Ukari Figgs (Asst. AD/Women's Basketball), Kyra Elzy (Associate Head Coach), Bernisha Pinkett, Crystal Riley, Amber Smith, Matthew Mitchell (Head Coach), Keyla Snowden, Jennifer O'Neill, A'dia Mathies, Matt Insell (Assistant Coach), Shalon Pillow (Assistant Coach).

2011-12

Overall Record: 28-7

NCAA First & Second Rounds • Ames, Iowa
NCAA Kingston (R.I.) Regional • Kingston, R.I.

1st • #12/11 Kentucky 68, McNeese State 62
 2nd • #12/11 UK 65, #10/10 Green Bay 62
 Sweet 16 • #12/11 UK 79, RV/#24 Gonzaga 62
 Elite Eight • #3/3 Connecticut 80, #12/11 UK 65

- Matthew Mitchell led UK to its school-record third consecutive and ninth overall NCAA Tournament.
- The Wildcats' No. 2 seed tied the highest ever in the NCAA Tournament. UK was also the No. 2 seed in 1982.
- UK advanced to the Elite Eight for the second time in three years.
- UK hit 12 threes vs. Gonzaga, the most ever by the Cats in an NCAA Tournament game.
- UK grabbed a season-high 58 rebounds vs. McNeese State, the most for UK in the Big Dance at that time.
- Samarie Walker was named to the All-Regional Tournament Team.



Back Row (L-R): Kyra Elzy (Associate Head Coach), Sarah Gerichs (Student Athletic Trainer), Karen Hewitt (Video Coordinator), Stephanie Campbell (Admin. Assistant), Nikki Stewart (Recruiting Assistant), Phillip Smith (Mgr.), David Stefanopoulos (Mgr.), Brian Sensibaugh (Mgr.), Donovan Rogers (Mgr.), Shalon Pillow (Assistant Coach). Middle Row (L-R): Assistant Coach Matt Insell, Stephanie Tracey-Simmons (Strength Coach), Amber Smith, Carly Morrow, Brittany Henderson, Samantha Drake, Sarah Beth Barnette, Victoria Dunlap, A'dia Mathies, Courtney Jones (Senior Athletic Trainer), Pam Stackhouse (Asst. AD/Women's Basketball). Front Row (L-R): Maegan Conwright, Jennifer O'Neill, Crystal Riley, Matthew Mitchell (Head Coach), Keyla Snowden, Bernisha Pinkett, Kastine Evans.

2010-11

Overall Record: 25-9

NCAA First & Second Rounds • Albuquerque, N.M.

1st • #17/16 Kentucky 66, Hampton 62 (OT)
 2nd • #14 North Carolina 86, #17/16 Kentucky 74

- Matthew Mitchell led the Wildcats to their eighth all-time appearance in the NCAA Tournament and back-to-back appearances in the "Big Dance" for the first time since the 1981-82 and 1982-83 seasons.
- UK received the No. 4 seed for the second straight season.
- UK played its first overtime game in the NCAA Tournament, defeating Hampton in the first round, 66-62. Victoria Dunlap notched her ninth and final double-double of her career with 13 points and 12 rebounds.



Back Row (L-R): Stephanie Campbell (Admin. Assistant), Brian Sensibaugh (Mgr.), B.J. Hazelwood (Mgr.), Stephanie Tracey-Simmons (Strength Coach), Christian Stefanopoulos (Video Coordinator), Donovan Rogers (Mgr.), David Stefanopoulos (Mgr.), Amy Tilley (Recruiting Assistant). Middle Row (L-R): Assistant Coach Matt Insell, Assistant Coach Shalon Pillow, Amani Franklin, Brittany Henderson, Anna Cole, Lydia Watkins, Victoria Dunlap, Assistant Coach Kyra Elzy, Pam Stackhouse (Asst. AD/Women's Basketball). Front Row (L-R): A'dia Mathies, Rebecca Gray, Crystal Riley, Matthew Mitchell (Head Coach), Amber Smith, Carly Morrow, Keyla Snowden.

2009-10

Overall Record: 28-8

NCAA First & Second Rounds • Louisville, Ky.
NCAA Kansas City Regional • Kansas City, Mo.

1st • #19/15 Kentucky 83, Liberty 77
 2nd • #19/15 UK 70, #24/25 Michigan State
 Sweet 16 • #19/15 UK 76, #4/4 Nebraska 67
 Elite Eight • #12/12 Oklahoma 88, #19/15 UK 68

- Matthew Mitchell led the Wildcats to their seventh all-time appearance in the NCAA Tournament and their first bid since 2006.
- UK's No. 4 seed was its highest seed since the 1983 season and its first No. 4 seed in NCAA Tournament history.
- UK's appearance in the Elite Eight was its first since the very first NCAA Tournament in 1982.
- Victoria Dunlap was named to Kansas City All-Region Team after averaging 21.0 points and 9.0 rebounds in four games. She became the first UK player to be named to a regional all-tournament team in school history.



CATS IN THE NCAA TOURNAMENT



Back Row (L-R): Matt Brigrance (Mgr.), Aaron Webber (Mgr.), Freddie Perry (Mgr.), Justin Scott (Video Coordinator), Jason Nehring (Strength & Conditioning Coach), Trisha Matsyak (Athletic Trainer), Emily Jones (Mgr.), Beth Davis (Head Mgr.). Second Row (L-R): LaQwesa "Moe" Gamble, Jenn'e Jackson, Jennifer "Lanky" Humphrey, Sarah Elliott, Eleia Roddy, Afton Perry, Stephanie Stumbo, Chante' Bowman. Front Row (L-R): Assistant Coach Vonn Read, Head Coach Mickie DeMoss, Carly Ormerod, Oreonna Taylor, Samantha Mahoney, Nastassia Alcius, Jenny Pfeiffer, Assistant Coach Niya Butts, Assistant Coach Pam Stackhouse.

2005-06

Overall Record: 22-9

NCAA Bridgeport (Conn.) Regional • Rosemont, Ill.

1st • Kentucky 69, Chattanooga 59
2nd • Michigan State 67, Kentucky 63

- Mickie DeMoss led the Wildcats to their sixth all-time appearance in the NCAA Tournament and their first bid to the 'Big Dance' since 1999.
- UK's No. 5 seed was its highest seed since the 1983 season and its first No. 5 seed in NCAA Tournament history.
- UK's 10-point win (69-59) over Chattanooga in the first round marked UK's largest margin of victory in an NCAA Tournament game.



Back Row (L-R): Strength Coach Chris Rounds, Manager LaTrice Hogan, Manager Trey Clark, Head Coach Bernadette Mattox, Assistant Coach Leslie Nichols, Katie Vieth, Shantia Owens, Laura Meadows, Tanesha Seaton, Stephanie Christman, Assistant Coach Meghan Burke, Assistant Coach Rick Griffith, Manager Wes Thompson, Manager Erica Lynch, Athletic Trainer Amy Plas. Seated (L-R): Natalie Martinez, Rae Keith, Carolyn Alexander, Tiffany Wait, Jaye Barnes, Kenya Young, Erica Jackson, LaTonya McDole.


1998-99

Overall Record: 21-11

NCAA West Regional • Los Angeles, Calif.

1st • Kentucky 98, Nebraska 92
2nd • UCLA 87, Kentucky 63

- For the first time in 17 years, the UK women's basketball team won a first round game in the NCAA Tournament, defeating Nebraska 98-92 in 1999.
- The Cats' 64 second-half points were the most scored by a team in a half in the history of the West Regional first or second round.
- Kentucky's 98 points vs. Nebraska in 1999 were the most by the Wildcats in a NCAA Tournament game in school history.



Back Row (L-R): Ilene Hauser, Grad. Asst.; Lisa Bressman, Grad Asst.; Jennifer Gray, Christe Jordan, Cathy Proctor, Tedra Eberhart, Coach Sharon Fanning, Jocelyn Mills, Rebekah Reasor, Tiundra Love, Pattresa Leonard, Karen Booker, Asst.; Jerry McLaughlin, Asst. Coach. Seated (L-R): Lucretia Hunter, Trainer; Diana Pardee, Manager; Mia Daniel, Stacy McIntyre, Jamie Hobgood, Tracye Davis, Kristi Cushenberry, Kayla Campbell, Karen Killen, Jennifer Johnson, Manager; Stacy Buzzanca, Manager.

1990-91

Overall Record: 20-9

NCAA East Region • Harrisonburg, Va.

1st • James Madison 70, Kentucky 62

- Under the direction of head coach Sharon Fanning, the Wildcats made their first appearance in the NCAA Tournament since 1985-86.
- It marked Coach Fanning's first-ever trip to the Big Dance.
- UK narrowly fell to James Madison, a team that later went on to defeat top-seeded Penn State in the second round.

CATS IN THE NCAA TOURNAMENT




1985-86

Overall Record: 18-11

NCAA Midwest Region • Des Moines, Iowa

1st • Drake 73, Kentucky 70

- The 1985-86 team, led by Coach Terry Hall, defeated four Top 20 teams en route to the NCAA Tournament.
- The Cats lost a three-point heartbreaker despite a career-high 24 points and 10 assists from junior Sandy Harding. Drake hit 9-of-16 free throws compared to UK's 0-of-1.



1982-83


Overall Record: 23-5

NCAA Mideast Region • Lexington, Ky.

1st • Indiana 87, Kentucky 76

- The Wildcats were ranked as high as No. 4 nationally during the 1982-83 season but were upset by Indiana in the first round of the NCAA Tournament.
- All-American Valerie Still had 28 points and 13 rebounds but the Wildcats couldn't overcome the hot-shooting Hoosiers. IU shot 64.6 percent for the game, including 82.4 percent (14-of-17) in the second half. Three IU players scored over 20 points.

Back Row (L-R): Terri Naiser, Valerie Still, Jody Runge, Sally Loughton, Karen Mosley, Leslie Nichols, Lisa Collins. Seated (L-R): Diane Stephens, Donna Martin, Patty Jo Hedges, Lea Wise, Audre Andrew, Lynnette Lewis.



1981-82

Overall Record: 24-8

NCAA Midwest Regionals • Ruston, La.

1st • Kentucky 88, Illinois 80
 2nd • Kentucky 73, South Carolina 69
 3rd • Louisiana Tech 82, Kentucky 60

- Coach Terry Hall led the Lady Kats to their finest season ever, a 24-8 campaign that ended in the Midwest Regional championship, where UK fell to No. 1-ranked and eventual national champion Louisiana Tech on the Lady Techsters' home floor.
- By the end of the season, UK was playing so well that Hall proclaimed, "If we had been in any other region, we would have been in the Final Four."



CATS IN THE POSTSEASON WNIT



Back Row (L-R): Coach Debbie Yow, Maria Donhoff, Pam Browning, Laura Upton, Liz Lukschu, Jeannine Mjoseh, Janet Timperman, Assistant Coach Diane Beauchamp. Front Row (L-R): Manager Margaret LaFontaine, Debra Oden, Linda Edelman, Geri Grigsby, Debbie Mack, Terry Boyd, Mitzi Combs, Trainer Mimi Porter.

1977-78

Overall Record: 23-12

March 16, 1978

W, Kentucky 92, Kansas 87 (2OT)
Amarillo, Texas


March 17, 1978

L, Texas 75, Kentucky 60
Amarillo, Texas

March 18, 1978

W, Kentucky 79, Cal St. Long Beach 69
Amarillo, Texas

Vanessa Foster-Sutton scored in double-figures throughout the 1990 NWIT Tournament and was named to the All-Tournament team along with teammate Kristi Cushenberry.



Front Row (L-R): Kris Miller, Stacy McIntyre, Tracye Davis, Kristi Cushenberry, Tammy Dowdell, Jennifer Johnson, Malinka Salhi. Back Row (L-R): Assistant Coach Karen Booker, Graduate Asst. Lisa Bressman, Graduate Asst. Jane Dalton, Asst. Coach Jerry McLaughlin, Mia Daniel, Vanessa Foster-Sutton, Cathy Proctor, Lisa Ellis, Pattresa Leonard, Josh Mills, Associate Trainer Sue Stanley, Head Manager Susan Crabtree, Manager Tracy Livingston, Head Coach Sharon Fanning.

1989-90

NWIT Champions

Overall Record: 23-12

March 22, 1990

W, Kentucky 76, Maine 66
Amarillo, Texas (n/a)


March 23, 1990

W, Kentucky 80, Miami (FL) 68
Amarillo, Texas (400)

March 24, 1990

W, Kentucky 85, Toledo 76

Sara Potts was named to the 2005 WNIT All-Tournament team after averaging 27.8 points per game during the four-game postseason run. Potts tallied two 30-plus point games vs. UTC and Xavier.



Back Row (L-R): Chante' Bowman, Keiko Tate, Eleia Roddy, Jennifer Humphrey, Sarah Elliott, Afton Perry, Stephanie Stumbo, Sade Buley. Front Row (L-R): Assistant Coach Matthew Mitchell, Coach Mickie DeMoss, Angela Phillips, Nastassia Alcuis, Danyelle Payne, Sara Potts, Samantha Mahoney, Assistant Coach Pam Stackhouse, Assistant Coach Niya Butts.

2004-05

WNIT Final Four

Overall Record: 23-12

March 18, 2005

W, Kentucky 79, Eastern Michigan 68
Lexington, Ky. (2,125)

March 20, 2005

W, Kentucky 91, Chattanooga 54
Lexington, Ky. (2,035)

March 24, 2005

W, Kentucky 67, Xavier 62
Lexington, Ky. (3,531)

March 28, 2005

L, West Virginia 80, Kentucky 75 (2OT)
Lexington, Ky. (3,452)

Sara Potts was named to the WNIT All-Tournament team after averaging 27.8 points during the four-game postseason run. Potts tallied two 30-plus point games vs. UTC and Xavier in the tournament.



CATS IN THE POSTSEASON WNIT

2006-07

Overall Record: 20-14

March 15, 2007

W, Kentucky 65, Oakland 56
Rochester, Mich. (1,030)

March 19, 2007

W, Kentucky 85, Ball State 82
Muncie, Ind. (3,581)

March 22, 2007

L, Wisconsin 67, Kentucky 61
Madison, Wisc. (2,420)

Jenny Pfeiffer nailed five 3-pointers against Oakland in the first round of the 2007 WNIT. She finished with a game-high 21 points. Jennifer Humphrey also pulled down a game-high 10 boards.



Back Row (L-R): Brittany Edelen, Jenn'e Jackson, Jennifer Humphrey, Sarah Elliott, Eleia Roddy, Lydia Watkins, Amani Franklin. Front Row (L-R): Assistant Coach Vonn Read, Head Coach Mickie DeMoss, Carly Ormerod, Chante' Bowman, Nastassia Alcius, Samantha Mahoney, Jenny Pfeiffer, Moe Gamble, Assistant Coach Pam Stackhouse, Assistant Coach Niya Butts.

2007-08

Overall Record: 17-16

March 21, 2008

W, Kentucky 68, Middle Tennessee 66 (OT)
Lexington, Ky. (1,608)

March 26, 2008

W, Kentucky 84, James Madison 76
Lexington, Ky. (1,703)

March 30, 2008

L, Marquette 69, Kentucky 64
Lexington, Ky. (2,102)

Lydia Watkins came off the bench to score 16 points and grab a game-high 16 rebounds in the 68-66 overtime win over Middle Tennessee. UK advanced all the way to the quarterfinals of the 2008 WNIT before falling to eventual champion Marquette, 69-64.



Back Row (L-R): Christian Stefanopoulos (Video Coordinator), Leslie Lusk (Student Trainer), Melinda Redinger (Mgr.), Stephanie Tracey-Simmons (Strength Coach), Tricia Matsyak (Head Trainer), Katie Kaiser (Mgr.), Beth Davis (Administrative Assistant). Middle Row (L-R): Assistant Coach Wendy Palmer, Assistant Coach Vonn Read, Lydia Watkins, Jenn'e Jackson, Eleia Roddy, Sarah Elliott, Catina Bett, Amani Franklin, Victoria Dunlap, (Assoc. Head Coach Niya Butts), Pam Stackhouse (Asst. AD/Women's Basketball), Matthew Mitchell (Head Coach). Front Row (L-R): Brittany Edelen, Amber Smith, Carly Ormerod, Chanté Bowman, Samantha Mahoney, Carly Morrow, Ali Lomax, Chelsea Chowning.

2008-09

Overall Record: 16-16

March 19, 2009

W, Kentucky 81, Chattanooga 76 (OT)
Lexington, Ky. (1,037)

March 22, 2009

L, Wisconsin 49, Kentucky 45
Madison, Wis. (1,169)

Amber Smith – who tied a career high with 17 points – sank eight free throws in the overtime period and Victoria Dunlap scored a career-high 24 points to lead UK to an 81-76 overtime victory over Chattanooga in the first round of the 2009 WNIT.



Back Row (L-R): Lindsay Halligan (Mgr.), Dr. Robert Hoseny (Team Doctor), Dean DiMarco (Mgr.), Melinda Redinger (Mgr.), Stephanie Tracey-Simmons (Strength Coach), Tricia Matsyak (Head Trainer), David Stefanopoulos (Mgr.), Donovan Rogers (Mgr.), Angeliq Moss (Student Trainer). Middle Row (L-R): Pam Stackhouse (Asst. AD/Women's Basketball), Sarah Rowe, Amani Franklin, Jenn'e Jackson, Jackie Sanders, Catina Bett, Eleia Roddy, Lydia Watkins, Victoria Dunlap, Rebecca Gray, Keyla Snowden, Christian Stefanopoulos (Video Coordinator). Front Row (L-R): Assistant Coach Kyra Elzy, Matthew Mitchell (Head Coach), Brittany Edelen, Carly Ormerod, Amber Smith, Carly Morrow, Assistant Coach Matt Insell, Assistant Coach Wendy Palmer.



INDIVIDUAL HONORS



All-American
Pam Browning




All-American
Kristi Cushenberry



All-American
Maria Donhoff



All-American
Valerie Still



All-American
Vanessa Foster-Sutton



All-American
Victoria Dunlap

KENTUCKY ALL-AMERICANS

1977 .. Pam Browning (First team, Street & Smith's)
1978 Maria Donhoff (NWIT)
1980 Valerie Still (HM, Street & Smith's)
1981 Valerie Still (Third team, Kodak)
1981 Valerie Still (First team, Street & Smith's)
1982 Valerie Still (First team, Street & Smith's)
1982 Valerie Still (First team, Kodak)
1982 Valerie Still (First team, AWSF)
1982 Valerie Still (First team, Street & Smith's)
1982 Valerie Still (Basketball Weekly)
1983 Valerie Still (First team, Street & Smith's)
1983 Valerie Still (First team, Kodak)
1983 Valerie Still (Basketball Weekly)
1990 Vanessa Foster-Sutton (NWIT)
1990 Kristi Cushenberry (NWIT)
2010 Victoria Dunlap (First team, WBCA)
2010 Victoria Dunlap (USBWA)
2010 Victoria Dunlap (Third team, AP)
2010 Victoria Dunlap (Second team, Full Court Press)
2010 Victoria Dunlap (Second team, NetScouts Basketball)
2011 Victoria Dunlap (Third team, AP)
2012 A'dia Mathies (Fourth team, College Sports Madness)
2012 A'dia Mathies (Third team, AP)
2012 A'dia Mathies (Second team, Full Court)
2012 A'dia Mathies (USBWA)
2012 A'dia Mathies (Second team, Sporting News)
2013 A'dia Mathies (Second team, AP)
2013 A'dia Mathies (Second team, Full Court)
2013 A'dia Mathies (Honorable Mention, WBCA)
2014 Jennifer O'Neill (Honorable Mention, AP)
2015 Makayla Epps (Honorable Mention, AP)
2016 Makayla Epps (Honorable Mention, AP/WBCA)
2016 Makayla Epps (First team, College Sports Madness)
2017 Makayla Epps (Honorable Mention, AP)
2017 Makayla Epps (Honorable Mention, WBCA)
2017 Evelyn Akhator (Honorable Mention, AP)
2019 Rhyne Howard (Honorable Mention, WBCA)
2019 Maci Morris (Honorable Mention, WBCA)
2020 Rhyne Howard (First team, AP)
2020 Rhyne Howard (First Team, USBWA)
2020 Rhyne Howard (First Team, Wooden Award)
2020 Rhyne Howard (Honorable Mention, WBCA)

WBCA ALL-REGION 3 TEAM

2010 Victoria Dunlap
2011 Victoria Dunlap

2012 A'dia Mathies
2013 A'dia Mathies
2014 DeNesha Stallworth
2016 Makayla Epps
2019 Maci Morris
2019 Rhyne Howard
2020 Rhyne Howard

FRESHMAN ALL-AMERICANS

1980 Valerie Still
2010 A'dia Mathies (Second team, Full Court Press)
2010 A'dia Mathies (Gballmag.com)
2012 Bria Goss (First team, Full Court)

ESPNW NATIONAL FRESHMAN OF THE YEAR

2019 Rhyne Howard

USBWA NATIONAL FRESHMAN OF THE YEAR

2019 Rhyne Howard

WBCA NATIONAL FRESHMAN OF THE YEAR

2019 Rhyne Howard

ACADEMIC HONORS

1999 Tiffany Wait (Second team, GTE CoSIDA)
2000 Tiffany Wait (Second team, GTE CoSIDA)
2008 Chelsea Chowning (District 4 Third team, ESPN The Magazine)
2011 Carly Morrow (District 4 Third team, Capital One)
2014 Kastine Evans (District 2, CoSIDA)

SEC ACADEMIC HONOR ROLL

2020 Ogechi Anyagaligbo
2020 Blair Green
2020 Sabrina Haines
2020 KeKe McKinney
2020 Amanda Paschal
2020 Kameron Roach
2020 Jaida Roper
2020 Tayana Wyatt
2019 Ogechi Anyagaligbo
2019 LaShae Halsel
2019 KeKe McKinney
2019 Maci Morris
2019 Taylor Murray
2019 Amanda Paschal
2019 Paige Poffenberger
2019 Kameron Roach
2019 Jaida Roper
2019 Tatyana Wyatt
2018 Makenzie Cann
2018 Jessica Hardin

2018 Maci Morris
2018 Taylor Murray
2018 Paige Poffenberger
2018 Alyssa Rice
2018 Jaida Roper
2017 Evelyn Akhator
2017 Makenzie Cann
2017 Makayla Epps
2017 Jessica Hardin
2017 Maci Morris
2017 Taylor Murray
2017 Rachel Potter
2017 Alyssa Rice
2016 Ivana Jakubcova
2016 Alyssa Rice
2016 Jenee Thompson
2015 Azia Bishop
2015 Makayla Epps
2015 Bira Goss
2015 Linnae Harper
2015 Jelleah Sidney
2015 Jenee Thompson
2014 Azia Bishop
2014 Samantha Drake
2014 Kastine Evans
2014 Jelleah Sidney
2014 DeNesha Stallworth
2014 Jenee Thompson
2013 Kastine Evans
2013 Brittany Henderson
2013 DeNesha Stallworth
2012 Kastine Evans
2012 Amber Smith
2012 Keyla Snowden
2011 Carly Morrow
2011 Keyla Snowden
2010 Carly Morrow
2010 Keyla Snowden
2010 Anna Cole
2009 Carly Morrow
2009 Carly Ormerod
2009 Eleia Roddy
2008 Chanté Bowman
2008 Chelsea Chowning
2008 Sarah Elliott
2008 Carly Morrow
2008 Carly Ormerod
2008 Eleia Roddy
2008 Amber Smith
2007 Chanté Bowman
2007 Jennifer Humphrey
2007 Samantha Mahoney
2007 Carly Ormerod

INDIVIDUAL HONORS

2007..... Jenny Pfeiffer
 2006..... Jennifer Humphrey
 2006..... Samantha Mahoney
 2006..... Carly Ormerod
 2006..... Eleia Roddy
 2006..... Oreonna Taylor
 2005..... Sara Potts
 2005..... Jennifer Humphrey
 2004..... Jenerrie Everette
 2004..... Jennifer Goin
 2004..... Kristen Grassi
 2004..... Sara Potts
 2003..... Kristin Connolly
 2003..... Jennifer Schultz
 2003..... Jenny Pfeiffer
 2001..... Stephanie Christman
 2001..... Tiffany Wait
 2001..... Katie Vieth
 2001..... Natalie Martinez
 2001..... Laura Meadows
 2000..... Carolyn Alexander
 2000..... Natalie Martinez
 2000..... Laura Meadows
 2000..... Katie Vieth
 2000..... Tiffany Wait
 1999..... Laura Meadows
 1999..... Katie Vieth
 1999..... Tiffany Wait
 1998..... Tiffany Wait
 1997..... Tiffany Wait
 1996..... Julie Swarens- Beickman
 1995..... Karri Koach
 1995..... Julie Swarens-Beickman
 1994..... Jennifer Gray
 1994..... Karri Koach
 1994..... Julie Swarens
 1994..... Stacey Reed
 1993..... Jennifer Gray
 1993..... Karri Koach
 1993..... Cathy Proctor
 1992..... Kristi Cushenberry
 1992..... Jennifer Gray
 1992..... Stacy McIntyre
 1992..... Rebekah Reasor
 1991..... Mia Daniel
 1991..... Cathy Proctor
 1990..... Vanessa Foster-Sutton
 1986..... Laurie Hudgens
 1986..... Michelle Miller
 1985..... Michelle Miller
 1985..... Diane Stephens
 1984..... Donna Martin
 1984..... Jody Runge

MCWHORTER SCHOLAR-ATHLETE OF THE YEAR

2000.....Tiffany Wait (Finalist)

SEC COMMUNITY SERVICE TEAM

1999..... Tiffany Wait
 2000..... Laura Meadows
 2001..... LaTonya McDole
 2002..... SeSe Helm
 2003..... SeSe Helm
 2004..... Shambrica Jones
 2005..... Afton Perry
 2006..... Stephanie Stumbo
 2007..... Eleia Roddy
 2008..... Samantha Mahoney

2009..... Carly Ormerod
 2010..... Carly Morrow
 2011..... Victoria Dunlap
 2012..... Keyla Snowden
 2013..... Kastine Evans
 2014..... Kastine Evans
 2015..... Bria Goss
 2016..... Janee Thompson
 2017..... Alyssa Rice
 2018..... Makenzie Cann
 2019..... Maci Morris
 2020..... KeKe McKinney

ALLSTATE WBCA GOOD WORKS TEAM

2014..... Kastine Evans
 2015..... Bria Goss

SEC PLAYERS OF THE WEEK

Jan. 27, 1987..... Sandy Harding
 Feb. 13, 1989..... Jodie Whitaker
 March 1, 1993..... Jocelyn Mills
 Jan. 24, 1994..... Stacey Reed
 Dec. 15, 1998..... Jaye Barnes
 Feb. 8, 1999..... Tiffany Wait
 Jan. 3, 2000..... LaTonya McDole
 Nov. 24, 2003..... SeSe Helm
 Jan. 17, 2005..... Sarah Elliott
 Jan. 5, 2009..... Victoria Dunlap
 Dec. 14, 2009..... Victoria Dunlap
 Jan. 25, 2010..... Victoria Dunlap
 Feb. 1, 2010..... Victoria Dunlap
 Feb. 15, 2010..... Victoria Dunlap
 Nov. 22, 2010..... Victoria Dunlap
 Dec. 13, 2010..... Victoria Dunlap
 Dec. 27, 2010..... Keyla Snowden
 Nov. 28, 2011..... A'dia Mathies
 Dec. 6, 2011..... A'dia Mathies
 Jan. 9, 2011..... A'dia Mathies
 Dec. 10, 2012..... DeNesha Stallworth
 Jan. 21, 2013..... A'dia Mathies
 Feb. 11, 2013..... A'dia Mathies
 Dec. 2, 2013..... DeNesha Stallworth
 Dec. 9, 2013..... Jennifer O'Neill
 Feb. 17, 2014..... Jennifer O'Neill
 Dec. 8, 2014..... Janee Thompson
 Jan. 5, 2015..... Janee Thompson
 Feb. 16, 2015..... Makayla Epps
 Dec. 15, 2015..... Makayla Epps
 Feb. 29, 2015..... Evelyn Akhator
 Nov. 15, 2016..... Evelyn Akhator
 Dec. 6, 2016..... Makayla Epps
 Dec. 27, 2016..... Evelyn Akhator
 Jan. 17, 2017..... Evelyn Akhator
 Nov. 27, 2018..... Taylor Murray
 Dec. 10, 2019..... Rhyne Howard
 Jan. 7, 2019..... Rhyne Howard
 Jan. 12, 2019..... Rhyne Howard
 Feb. 18, 2019..... Rhyne Howard

SEC FRESHMAN OF THE WEEK

Dec. 12, 2005..... Carly Ormerod
 Feb. 13, 2006..... Carly Ormerod
 Nov. 25, 2007..... Victoria Dunlap
 Dec. 30, 2007..... Amber Smith
 Jan. 13, 2008..... Victoria Dunlap
 Feb. 10, 2008..... Victoria Dunlap
 Nov. 30, 2009..... A'dia Mathies
 Jan. 25, 2010..... A'dia Mathies

Feb. 15, 2010..... A'dia Mathies
 Jan. 17, 2011..... Bernisha Pinkett
 Jan. 24, 2011..... Jennifer O'Neill
 Nov. 14, 2011..... Bria Goss
 Dec. 6, 2011..... Bria Goss
 Jan. 16, 2012..... Bria Goss
 Feb. 20, 2012..... Bria Goss
 Dec. 16, 2013..... Linnae Harper
 Dec. 29, 2014..... Alexis Jennings
 Jan. 30, 2018..... Dorie Harrison
 Nov. 13, 2018..... Rhyne Howard
 Nov. 27, 2018..... Rhyne Howard
 Dec. 11, 2018..... Rhyne Howard
 Dec. 23, 2018..... Rhyne Howard
 Jan. 8, 2019..... Rhyne Howard
 Feb. 12, 2019..... Rhyne Howard
 Feb. 19, 2019..... Rhyne Howard
 Feb. 26, 2019..... Rhyne Howard
The SEC began a Freshman of the Week in 2005-06

SEC 1ST YEAR ACADEMIC HONOR ROLL

2005..... Carly Ormerod
 2005..... Oreonna Taylor
 2008..... Amber Smith
 2008..... Carly Morrow
 2011..... Katine Evans
 2011..... Jennifer O'Neill
 2013..... Janee Thompson
 2014..... Makayla Epps
 2014..... Linnae Harper
 2015..... Jaycee Coe
 2015..... Ivana Jakubcova
 2015..... Alexis Jennings
 2015..... Alyssa Rice
 2016..... Evelyn Akhator
 2016..... Batouly Camara
 2016..... Makenzie Cann
 2016..... Maci Morris
 2016..... Taylor Murray
 2017..... Ogechi Anyagaligbo
 2017..... LaShae Halsel
 2017..... Paige Poffenberger
 2017..... Jaida Roper
 2018..... Dorie Harrison
 2018..... Kameron Roach
 2018..... Tatyana Wyatt
 2018..... KeKe McKinney
 2019..... Blair Green
 2019..... Sabrina Haines
 2019..... Nae Nae Cole
 2020..... Dre'una Edwards
 2020..... Chasity Patterson
 2020..... Emma King

FRANK HAM SOCIETY OF CHARACTER

1999..... Tiffany Wait
 2000..... Katie Vieth
 2006..... Stephanie Stumbo
 2008..... Chanté Bowman
 2008..... Carly Ormerod
 2010..... Carly Morrow
 2013..... Kastine Evans
 2015..... Bria Goss
 2017..... Evelyn Akhator, Alyssa Rice
 2019..... Taylor Murray
 2020..... KeKe McKinney, Kameron Roach



INDIVIDUAL HONORS

SEC COACH OF THE YEAR

2006..... Mickie DeMoss (AP and Coaches)
2010..... Matthew Mitchell (AP and Coaches)
2012..... Matthew Mitchell (AP)
2019..... Matthew Mitchell (Coaches)

SEC PLAYER OF THE YEAR

2010..... Victoria Dunlap (AP and Coaches)
2011..... Victoria Dunlap (AP)
2012..... A'dia Mathies (AP and Coaches)
2013..... A'dia Mathies (AP and Co-Coaches)

SEC FRESHMAN OF THE YEAR

2010..... A'dia Mathies (Coaches)
2012..... Bria Goss (AP and Coaches)
2013..... Rhyne Howard (AP and Coaches)

SEC 6TH WOMAN PLAYER OF THE YEAR

2012..... Keyla Snowden*
2014..... Jennifer O'Neill*
2015..... Jennifer O'Neill
2020..... Chasity Patterson
* Co-Player of the Year

SEC DEFENSIVE PLAYER OF THE YEAR

2011..... Victoria Dunlap

SEC ALL-DEFENSIVE TEAM

2010..... Victoria Dunlap
2011..... Victoria Dunlap
2011..... A'dia Mathies
2012..... A'dia Mathies
2013..... Samarie Walker
2018..... Taylor Murray
2019..... Taylor Murray
2020..... Rhyne Howard

SEC SCHOLAR-ATHLETE OF THE YEAR

2008..... Chelsea Chowning
2018..... Alyssa Rice
2019..... Maci Morris

ALL-SEC (COACHES)

1982..... Valerie Still (First team)
1982..... Lea Wise (First team)
1983..... Valerie Still (First team)
1983..... Patty Jo Hedges (First team)
1984..... Leslie Nichols (First team)
1985..... Leslie Nichols (First team)
1986..... Leslie Nichols (First team)
1987..... Sandy Harding (First team)
1988..... Belitta Croley (First team)
1988..... Jodie Whitaker (Second team)
1989..... Jodie Whitaker (Second team)
1990..... Vanessa Foster-Sutton (First team)
1990..... Tracye Davis (Second team)
1991..... Stacy McIntyre (HM)
1992..... Stacy McIntyre (HM)
1993..... Jocelyn Mills (First team)
1993..... Stacey Reed (Second team)
1994..... Stacey Reed (First team)
1994..... Tedra Eberhart (Second team)
1995..... Stacey Reed (Second team)
1996..... Kim Denkins (Second team)
1998..... Jaye Barnes (Second team)
1999..... Laura Meadows (Second team)
1999..... Tiffany Wait (Second team)
2002..... SeSe Helm (Second team)
2004..... Sara Potts (Second team)

2005..... Sara Potts (Second team)
2006..... Samantha Mahoney (Second team)
2007..... Samantha Mahoney (Second team)
2007..... Sarah Elliott (Second team)
2008..... Samantha Mahoney (Second team)
2008..... Sarah Elliott (Second team)
2009..... Victoria Dunlap (Second team)
2009..... Eleia Roddy (Second team)
2010..... Victoria Dunlap (First team)
2010..... A'dia Mathies (Second team)
2011..... Victoria Dunlap (First team)
2011..... A'dia Mathies (Second team)
2012..... A'dia Mathies (First team)
2013..... A'dia Mathies (First team)
2013..... DeNesha Stallworth (First team)
2013..... Samarie Walker (Second team)
2014..... Jennifer O'Neill (Second team)
2014..... DeNesha Stallworth (Second team)
2015..... Makayla Epps (First team)
2015..... Jennifer O'Neill (Second team)
2016..... Makayla Epps (First team)
2016..... Evelyn Akhator (Second team)
2016..... Janee Thompson (Second team)
2017..... Evelyn Akhator, Makayla Epps (First team)
2018..... Maci Morris (Second team)
2019..... Maci Morris (First team)
2019..... Rhyne Howard (First team)
2020..... Rhyne Howard (First team)

HONORABLE MENTION (COACHES)

1991..... Stacy McIntyre
1992..... Stacy McIntyre

SEC ALL-FRESHMAN TEAM

1989..... Kristi Cushenberry (First Team)
1990..... Jocelyn Mills (HM)
1998..... Laura Meadows
2001..... Selia "SeSe" Helm
2005..... Sarah Elliott
2005..... Samantha Mahoney
2006..... Carly Ormerod
2008..... Victoria Dunlap *
2008..... Amber Smith *
2010..... A'dia Mathies *
2011..... Bernisha Pinkett
2012..... Bria Goss
2014..... Linnæ Harper
2015..... Alexis Jennings
2016..... Maci Morris
2019..... Rhyne Howard
2019..... Blair Green
* Unanimous selection

Note: The Tennessean sponsored the All-Freshman team from 1987 to 1997. The SEC did not honor a freshman team in 1999.

SEC ALL-TOURNAMENT TEAM

1980..... Valerie Still
1981..... Valerie Still
1982..... Valerie Still (MVP)
1982..... Patty Jo Hedges
1988..... Jodie Whitaker
1992..... Stacy McIntyre
2010..... Victoria Dunlap
2010..... A'dia Mathies
2011..... Victoria Dunlap
2012..... A'dia Mathies
2012..... Keyla Snowden

2013..... A'dia Mathies
2014..... Linnæ Harper
2014..... DeNesha Stallworth
2015..... Makayla Epps
2016..... Makayla Epps
2017..... Evelyn Akhator, Makayla Epps
2020..... Rhyne Howard

ALL-SEC (AP)

1982..... Valerie Still (First team)
1983..... Valerie Still (First team)
1983..... Patty Jo Hedges (First team)
1984..... Leslie Nichols (First team)
1985..... Leslie Nichols (First team)
1986..... Leslie Nichols (First team)
1987..... Sandy Harding (First team)
1988..... Belitta Croley (First team)
1990..... Vanessa Foster-Sutton (First team)
1993..... Jocelyn Mills (First team)
1994..... Stacey Reed (First team)
2001..... LaTonya McDole (HM)
2003..... Rita Adams (Third team)
2004..... Sara Potts (Second team)
2005..... Sara Potts (Second team)
2006..... Sarah Elliott (HM)
2006..... Jennifer Humphrey (HM)
2006..... Samantha Mahoney (HM)
2007..... Sarah Elliot (Second team)
2007..... Jennifer Humphrey (HM)
2007..... Samantha Mahoney (HM)
2008..... Samantha Mahoney (HM)
2009..... Victoria Dunlap (Second team)
2009..... Eleia Roddy (HM)
2010..... Victoria Dunlap (First team)
2011..... Victoria Dunlap (First team)
2011..... A'dia Mathies (HM)
2012..... A'dia Mathies (First team)
2012..... Bria Goss (HM)
2013..... A'dia Mathies (First team)
2013..... DeNesha Stallworth (Second team)
2014..... Jennifer O'Neill (HM)
2014..... DeNesha Stallworth (HM)
2015..... Makayla Epps (First team)
2015..... Jennifer O'Neill (HM)
2016..... Makayla Epps (First team)
2016..... Evelyn Akhator (Second team)
2016..... Janee Thompson (HM)
2017..... Makayla Epps (First team)
2017..... Evelyn Akhator (Second team)
2019..... Maci Morris (Second team)
2019..... Rhyne Howard (Second team)
Note: From 1989 to 1997 the Coaches All-SEC team was sponsored by The Tennessean. The Associated Press started their own All-SEC team in 1997 and it stopped in 2019.

NCAA TOURNAMENT REGIONAL TEAMS

2010..... Victoria Dunlap (Kansas City)
2012..... Samarie Walker (Kingston)
2013..... Jennifer O'Neill (Bridgeport)

1,000 POINT CLUB



1. VALERIE STILL (6-1, CENTER, 1980-83) - 2,763

Year	GP/GS	FG-FGA	PCT	FT-FTA	PCT	REB-AVG	PTS-AVG	Blocks	Steals	Assists
1979-80	29-29	256-463	55.3	129-183	70.0	403-13.9	641-22.1	46	43	32
1980-81	30-30	260-447	58.1	108-154	70.1	329-10.9	628-20.9	53	64	37
1981-82	32-32	329-565	58.2	136-199	68.3	457-14.3	794-24.8	39	56	46
1982-83	28-28	273-456	59.9	154-212	72.6	336-12.0	700-25.0	18	38	24
Career	119-119	1118-1931	57.8	527-748	70.0	1525-12.8	2763-23.2	156	201	139



2. A'DIA MATHIES (5-9, GUARD, 2010-2013) - 2,014

Year	GP/GS	FG-FGA	PCT	3P-3PA	PCT	FT-FTA	PCT	REB-AVG	PTS-AVG	Blocks	Steals	Assists
2009-10	36/36	178-439	.405	31-107	.290	104-149	.698	174-4.8	491-13.6	22	93	87
2010-11	34-33	146-337	.433	22-66	.333	121-178	.680	159-4.7	435-12.8	12	71	89
2011-12	34-34	181-424	.427	51-135	.378	96-141	.681	175-5.1	509-15.0	21	87	93
2012-13	36-36	207-487	.425	73-173	.422	92-122	.754	162-4.5	579-16.1	15	69	80
Career	140-139	712-1687	.422	177-481	.368	413-590	.700	670-4.8	2014-14.4	70	320	349



3. VICTORIA DUNLAP (6-1, FORWARD, 2008-2011) - 1,846

Year	GP/GS	FG-FGA	PCT	3P-3PA	PCT	FT-FTA	PCT	REB-AVG	PTS-AVG	Blocks	Steals	Assists
07-08	33-33	100-228	.439	0-7	.000	40-101	.396	228-6.9	240-7.3	25	43	26
08-09	32-32	162-336	.482	2-8	.250	85-153	.556	290-9.1	411-12.8	38	57	32
09-10	35-35	228-459	.497	2-7	.286	175-254	.689	293-8.4	633-18.1	66	107	48
10-11	33-33	206-450	.458	5-12	.417	145-206	.704	288-8.7	562-17.0	49	100	49
Career	133-133	696-1473	.473	9-34	.265	445-714	.623	1099-8.3	1846-13.9	178	307	155



4. LESLIE NICHOLS (6-0, FORWARD, 1983-86) - 1,797

Year	GP/GS	FG-FGA	PCT	FT-FTA	PCT	REB-AVG	PTS-AVG	Blocks	Steals	Assists
1982-83	28-28	130-247	52.6	58-88	67.0	197-7.0	318-11.3	38	36	59
1983-84	27-25	208-379	54.9	80-97	82.5	218-8.0	496-18.4	11	64	80
1984-85	27-26	211-423	49.9	75-96	78.1	247-9.1	497-18.4	23	74	68
1985-86	29-29	208-399	52.1	70-87	80.4	215-7.4	486-16.7	30	104	116
Career	111-108	757-1448	52.3	283-368	76.9	877-7.9	1797-18.2	102	278	323



5. MAKAYLA EPPS (5-10, GUARD, 2014-2017) - 1,790

Year	GP/GS	FG-FGA	PCT	3P-3PA	PCT	FT-FTA	PCT	REB-AVG	PTS-AVG	Blocks	Steals	Assists
2013-14	34-1	56-116	.483	12-41	.293	31-46	.674	47-1.4	155-4.6	0	11	46
2014-15	34-22	184-414	.444	24-76	.316	114-165	.691	156-4.6	506-14.9	6	45	101
2015-16	32-32	207-438	.473	26-92	.283	106-146	.726	154-4.8	546-17.1	4	41	143
2016-17	33-33	221-481	.459	39-110	.355	102-134	.761	147-4.5	583-17.7	2	34	118
Career	133-88	688-1449	.461	101-319	.317	353-491	.719	504-3.8	1790-13.5	12	131	408



6. MACI MORRIS (6-0, GUARD, 2016-19) - 1,692

Year	GP/GS	FG-FGA	PCT	3P-3PA	PCT	FT-FTA	PCT	REB-AVG	PTS-AVG	Blocks	Steals	Assists
2015-16	33-33	101-254	.398	49-125	.392	30-35	.857	85-2.6	281-8.5	7	19	31
2016-17	33-33	132-383	.345	53-164	.323	74-84	.881	91-2.8	391-11.8	20	20	52
2017-18	31-31	198-409	.484	75-158	.475	66-78	.846	112-3.6	537-17.3	16	37	56
2018-19	32-32	167-406	.411	75-166	.452	74-88	.841	99-3.1	483-15.1	24	46	51
Career	129-129	598-1452	.412	252-613	.411	244-285	.856	387-3.0	1692-13.1	67	122	190



7. SAMANTHA MAHONEY (5-10, GUARD, 2005-2008) - 1,601

Year	GP/GS	FG-FGA	PCT	3P-3PA	PCT	FT-FTA	PCT	REB-AVG	PTS-AVG	Blocks	Steals	Assists
2004-05	34-27	127-296	.429	17-38	.447	91-145	.628	109-3.2	362-10.6	17	30	67
2005-06	31-27	134-346	.387	25-97	.258	77-103	.748	81-2.6	370-11.9	11	38	75
2006-07	34-34	148-388	.381	31-107	.290	94-136	.691	121-3.6	421-12.4	23	40	86
2007-08	33-33	151-406	.372	40-113	.354	106-161	.658	100-3.0	448-13.6	6	32	74
Career	132-121	560-1436	.390	113-355	.318	368-545	.675	411-3.1	1601/12.1	57	140	302



8. PAM BROWNING (6-0, CENTER, 1975-78) - 1,598

Year	GP/GS	FG-FGA	PCT	FT-FTA	PCT	REB-AVG	PTS-AVG	Steals	Assists
1974-75	26	Stats Not Available					297-11.4		
1975-76	20	Stats Not Available					268-13.4		
1976-77	26	-	-	196-263	74.5	13.5	663-25.5	-	-
1977-78	35-31	127-293	43.3	112-160	70.0	229-7.4	366-11.8	-	52
Career	107						1598-14.9		



9. SARA POTTS (6-0, GUARD, 2002-05) - 1,563

Year	GP/GS	FG-FGA	PCT	3P-3PA	PCT	FT-FTA	PCT	REB-AVG	PTS-AVG	Blocks	Steals	Assists
2001-02	28-15	82-221	.371	50-147	.340	24-33	.727	63-2.3	328-8.5	3	22	39
2002-03	27-27	118-293	.403	74-163	.454	16-27	.593	104-3.9	326-12.1	6	33	46
2003-04	28-28	166-429	.387	66-186	.355	71-91	.780	183-6.5	469-16.8	2	38	51
2004-05	34-34	186-446	.417	81-223	.363	77-89	.865	179-5.3	530-15.6	6	40	40
Career	117-104	552-1389	.397	271-719	.377	188-240	.783	529-4.5	1563-13.4	17	133	176



10. SARAH ELLIOTT (6-6, CENTER, 2005-2008) - 1,502

Year	GP/GS	FG-FGA	PCT	3P-3PA	PCT	FT-FTA	PCT	REB-AVG	PTS-AVG	Blocks	Steals	Assists
2004-05	34-11	149-267	.558	0-0	.000	56-83	.675	185-5.4	354-10.4	49	11	13
2005-06	31-26	149-273	.546	0-1	.000	49-73	.671	183-5.9	347-11.2	40	13	34
2006-07	34-33	208-372	.559	0-0	.000	44-69	.638	237-7.0	460-13.5	50	10	26
2007-08	33-29	151-309	.489	0-0	.000	39-52	.750	195-5.9	341/10.3	56	16	29
Career	132-99	657-1221	.538	0-1	.000	88-277	.679	800-6.1	1502/11.4	195	50	102



11. ELISABETH LUKSCHU (6-4, CENTER, 1978-81) - 1,488

Year	GP/GS	FG-FGA	PCT	FT-FTA	PCT	REB-AVG	PTS-AVG	Blocks	Steals	Assists
1977-78	35-23	100-182	55.0	42-70	58.6	142-6.2	242-10.5	-	-	3
1978-79	27-23	156-275	56.7	88-122	72.1	192-7.1	400-14.8	22	34	35
1979-80	29-29	169-274	61.7	104-147	71.0	201-6.9	442-15.2	13	23	24
1980-81	28-26	161-268	60.0	82-121	67.7	187-6.6	404-14.7	20	20	20
Career	119-101	586-999	58.7	316-460	68.7	722-6.0	1488-12.5	-	-	82



12. SELIA "SESE" HELM (6-4, CENTER, 2001-2004) - 1,487

Year	GP/GS	FG-FGA	PCT	3P-3PA	PCT	FT-FTA	PCT	REB-AVG	PTS-AVG	Blocks	Steals	Assists
2000-01	24-21	115-246	.467	2-7	.286	62-72	.861	112-4.7	294-12.3	5	14	7
2001-02	29-29	198-388	.510	4-11	.364	92-115	.800	194-6.7	492-17.0	9	24	17
2002-03	27-26	122-251	.486	7-18	.389	58-79	.734	176-6.5	309-11.4	12	16	27
2003-04	28-27	155-310	.500	3-15	.200	79-103	.767	190-6.8	392-14.0	21	11	18
Career	108-103	590-1195	.494	16-51	.314	291-369	.789	672/6.2	1487-13.8	37	75	9



13. STACEY REED (5-7, GUARD, 1992-95) - 1,482

Year	GP/GS	FG-FGA	PCT	3P-3PA	PCT	FT-FTA	PCT	REB-AVG	PTS-AVG	Steals	Assists
1991-92	30-26	88-266	33.1	30-114	26.3	62-83	74.7	88-2.9	268-8.9	69	90
1992-93	28-28	104-264	39.4	65-168	38.7	45-56	80.4	112-4.0	318-11.4	68	101
1993-94	28-28	171-411	41.6	44-135	32.6	123-162	75.9	191-6.8	509-18.2	97	138
1994-95	28-28	149-377	39.5	37-131	28.2	52-69	75.4	190-6.8	387-13.8	75	113
Career	114-110	512-1318	38.0	176-548	32.0	282-370	76.0	581-5.1	1482-13.0	309	442



14. JENNIFER O'NEILL (5-6, GUARD, 2010-15) - 1,449


Year	GP/GS	FG-FGA	PCT	3P-3PA	PCT	FT-FTA	PCT	REB-AVG	PTS-AVG	Blocks	Steals	Assists
2010-11	30-3	49-146	.336	21-58	.362	34-46	.739	39-1.3	153-5.1	1	14	26
2012-13	35-32	132-335	.394	67-188	.356	50-70	.714	82-2.3	381-10.9	2	47	99
2013-14	35-3	138-358	.385	55-151	.364	110-157	.701	84-2.4	441-12.6	2	35	99
2014-15	33-20	153-416	.368	54-167	.323	114-158	.722	113-3.4	474-14.4	7	46	68
TOTAL	133-58	472-1255	.376	197-564	.349	308-431	.715	318-2.4	1449-10.9	12	142	292





15. TIFFANY WAIT (5-11, GUARD/FORWARD, 1996-2000) - 1,445

Year	GP/GS	FG-FGA	PCT	3P-3PA	PCT	FT-FTA	PCT	REB-AVG	PTS-AVG	Steals	Assists
1995-96	6-2	19-38	50.0	8-22	36.4	24-32	75.0	10-1.7	70-11.7	8	10
1996-97	27-26	118-271	43.5	16-41	39.0	82-110	75.5	107-4.0	335-12.4	42	103
1997-98	28-28	105-259	40.5	16-51	31.4	98-119	82.4	81-2.9	324-11.6	48	75
1998-99	32-32	135-338	39.9	46-110	41.8	121-149	81.2	103-3.2	437-13.7	33	93
1999-2000	29-29	90-236	38.1	29-95	30.5	70-90	77.8	72-2.5	279-9.6	44	58
Career	122-117	467-1142	41.0	115-319	36.1	396-500	79.2	383-3.1	1445-11.8	175	339



16. JODIE WHITAKER (5-7, GUARD, 1986-89) - 1,433

Year	GP/GS	FG-FGA	PCT	3P-3PA	PCT	FT-FTA	PCT	REB-AVG	PTS-AVG	Steals	Assists
1985-86	26-20	123-234	52.6	-	-	33-39	84.6	56-2.1	279-10.7	40	119
1986-87	28-28	152-330	46.1	-	-	36-43	83.7	103-3.7	340-12.1	41	90
1987-88	29-29	164-419	39.1	48-126	38.1	80-92	87.0	133-4.6	456-15.7	44	177
1988-89	28-23	132-334	39.5	32-91	35.2	62-85	72.9	107-3.8	358-12.8	33	78
Career	111-100	571-1317	43.0	80-217	36.8	211-259	81.0	399-3.6	1433-12.9	158	464




17. TAYLOR MURRAY (5-6, GUARD, 2016-19) - 1,359

Year	GP/GS	FG-FGA	PCT	3P-3PA	PCT	FT-FTA	PCT	REB-AVG	PTS-AVG	Steals	Assists
2015-16	33-0	81-185	.438	14-52	.269	50-60	.833	88-2.7	226-6.8	56	73
2016-17	30-30	127-275	.462	11-51	.216	101-120	.842	147-4.9	366-12.2	61	118
2017-18	32-32	131-303	.432	19-55	.345	88-105	.838	139-4.3	369-11.5	67	136
2018-19	32-31	145-304	.477	14-49	.286	94-115	.817	116-3.6	398-12.4	103	123
Career	127-93	484-1067	.454	58-207	.280	333-400	.833	490-3.9	1359-10.7	287	450



18. KRISTI CUSHENBERRY (5-9, GUARD/FORWARD, 1989-92) - 1,358

Year	GP/GS	FG-FGA	PCT	3P-3PA	PCT	FT-FTA	PCT	REB-AVG	PTS-AVG	Steals	Assists
1988-89	28-26	129-268	48.1	18-35	51.4	85-100	85.0	109-3.9	361-12.9	2	52
1989-90	31-23	134-290	46.2	22-51	43.1	66-91	72.5	81-2.6	356-11.5	25	49
1990-91	29-29	108-258	41.9	36-99	36.4	67-86	77.9	88-3.0	319-11.0	31	63
1991-92	30-29	94-234	40.2	34-92	37.0	100-130	76.9	90-3.0	322-10.7	37	62
Career	118-107	465-1050	44.0	110-277	39.7	318-407	78.0	368-3.11	1358-11.5	95	226




19. BELITTA CROLEY (5-10, FORWARD, 1985-88) - 1,339

Year	GP/GS	FG-FGA	PCT	3P-3PA	PCT	FT-FTA	PCT	REB-AVG	PTS-AVG	Blocks	Steals	Assists
1984-85	16-3	44-103	42.7	-	-	26-32	81.2	65-4.1	114-7.1	3	21	14
1985-86	27-22	150-314	47.8	-	-	28-51	54.9	146-5.4	328-12.1	10	45	57
1986-87	28-28	209-409	51.1	-	-	77-98	78.6	198-7.1	495-17.7	16	73	56
1987-88	23-20	166-322	51.6	1-1	100.0	69-87	79.3	190-8.3	402-17.5	16	43	73
Career	94-73	569-1148	49.0	1-1	100.0	200-268	74.0	599-6.4	1339-14.2	45	182	200




20. BRIA GOSS (5-10, GUARD, 2011-15) - 1,318

Year	GP/GS	FG-FGA	PCT	3P-3PA	PCT	FT-FTA	PCT	REB-AVG	PTS-AVG	Blocks	Steals	Assists
2011-12	35-35	126-339	.372	34-103	.330	98-134	.731	141-4.0	384-11.0	2	50	52
2012-13	36-22	102-265	.385	28-100	.280	86-102	.843	105-2.9	318-8.8	4	57	44
2013-14	35-34	99-250	.396	32-90	.356	127-141	.901	143-4.1	357-10.2	10	39	46
2014-15	28-28	77-192	.401	18-73	.247	87-109	.798	111-4.0	259-9.3	8	40	34
Career	134-119	404-1046	.386	112-366	.306	398-486	.819	500-3.7	1318-9.8	24	186	176



21. STACY MCINTYRE (5-8, FORWARD, 1989-92) - 1,215

Year	GP/GS	FG-FGA	PCT	3P-3PA	PCT	FT-FTA	PCT	REB-AVG	PTS-AVG	Steals	Assists
1988-89	26-2	22-61	36.1	-	-	18-36	50.0	93-3.6	62-2.4	15	19
1989-90	31-24	88-230	38.3	2-13	15.4	58-90	64.4	147-4.7	236-7.6	44	71
1990-91	29-29	155-350	44.3	28-101	27.7	96-130	73.8	149-5.1	434-15.0	68	72
1991-92	30-30	162-337	48.1	35-99	35.4	124-160	77.5	148-4.9	483-16.1	62	49
Career	116-85	427-978	43.0	65-213	30.5	296-416	71.0	537-4.6	1215-10.5	189	211



22. MARIA DONHOFF (5-11, GUARD, 1978-81) - 1,187

Year	GP/GS	FG-FGA	PCT	FT-FTA	PCT	REB-AVG	PTS-AVG	Blocks	Steals	Assists
1977-78	33-35	165-370	45.0	83-131	63.4	199-6.0	413-12.5	-	-	35
1978-79	29-13	115-267	43.1	72-105	68.6	174-6.0	302-10.4	9	27	38
1979-80	29-29	86-205	42.0	52-71	73.2	152-5.2	224-7.7	7	28	42
1980-81	30-30	103-224	45.9	42-70	60.0	167-5.5	248-8.2	3	27	82
Career	121-107	469-1066	44.0	249-377	66.0	692-5.7	1187-9.8	-	-	197



23. LATONYA MCDOLE (6-1, FORWARD, 1999-2002) - 1,180

Year	GP/GS	FG-FGA	PCT	3P-3PA	PCT	FT-FTA	PCT	REB-AVG	PTS-AVG	Steals	Assists
1998-99	32-17	99-219	.452	5-21	.238	62-99	.626	175-5.5	265-8.3	40	44
1999-2000	29-29	127-292	.435	0-2	.000	81-129	.628	175-6.0	335-11.6	57	45
2000-01	27-25	140-292	.479	2-7	.286	63-116	.543	345/12.8	193-7.1	77	55
2001-02	29-29	104-235	.443	1-7	.143	26-62	.419	168-5.8	235-8.1	69	57
Career	117-100	470-1038	.453	8-37	.216	232-406	.571	711-6.1	1180-10.1	243	201



24. LEA WISE (5-7, GUARD, 1980-83) - 1,179

Year	GP/GS	FG-FGA	PCT	FT-FTA	PCT	REB-AVG	PTS-AVG	Blocks	Steals	Assists
1979-80	29-29	101-232	43.5	36-52	69.2	65-2.2	238-8.2	2	32	101
1980-81	31-29	96-224	42.8	39-51	76.4	63-2.0	231-7.4	5	47	104
1981-82	32-30	162-333	48.6	46-63	73.0	79-2.5	370-11.6	6	43	134
1982-83	28-28	139-295	47.1	62-77	80.5	66-2.3	340-12.1	3	36	125
Career	120-116	498-1084	45.0	183-243	75.3	273-2.3	1179-9.8	16	158	464



25. PATTY JO HEDGES (5-7, GUARD, 1980-83) - 1,176

Year	GP/GS	FG-FGA	PCT	FT-FTA	PCT	REB-AVG	PTS-AVG	Blocks	Steals	Assists
1979-80	29-19	88-212	41.5	40-53	75.5	63-2.2	216-7.4	16	60	141
1980-81	31-31	107-259	41.3	69-94	73.4	111-3.5	283-9.1	10	78	181
1981-82	32-31	122-322	37.8	80-116	68.9	134-4.2	324-10.1	8	61	209
1982-83	28-28	141-296	47.6	71-102	69.6	133-4.7	353-12.6	10	73	200
Career	120-109	458-1089	42.0	260-365	71.0	441-3.7	1176-9.8	44	272	731



26. JOCELYN MILLS (6-0, CENTER, 1990-93) - 1,170

Year	GP/GS	FG-FGA	PCT	3P-3PA	PCT	FT-FTA	PCT	REB-AVG	PTS-AVG	Steals	Assists
1989-90	28-7	92-181	50.8	-	-	56-78	71.8	132-4.7	240-8.6	24	16
1990-91	28-28	136-279	48.7	-	-	85-135	63.0	250-8.9	360-12.9	54	31
1991-92	19-4	47-115	40.9	-	-	44-65	67.7	111-5.8	138-7.3	16	15
1992-93	28-28	174-344	50.6	2-9	22.2	82-124	66.1	210-7.5	432-15.4	41	30
Career	103-67	449-919	48.0	2-9	22.2	267-402	66.0	703-6.8	1170-11.4	135	92



27. RHYNE HOWARD (6-2, GUARD, 2019-PRES.) - 1,158

Year	GP/GS	FG-FGA	PCT	3P-3PA	PCT	FT-FTA	PCT	REB-AVG	PTS-AVG	Blocks	Steals	Assists
2018-19	32-32	190-426	.446	74-191	.387	71-105	.676	131-6.6	525-16.4	22	68	75
2019-20	27-27	212-490	.433	84-220	.382	125-158	.791	175-6.5	633-23.4	29	62	66
Career	59-59	402-916	.439	158-411	.384	196-263	.745	387-6.6	1158-19.6	51	130	141



28. KAREN MOSLEY (6-3, FORWARD/CENTER, 1983-86) - 1,135

Year	GP/GS	FG-FGA	PCT	FT-FTA	PCT	REB-AVG	PTS-AVG	Blocks	Steals	Assists
1982-83	28-0	44-82	53.6	33-51	65.0	94-3.3	121-4.3	2	12	6
1983-84	28-15	148-286	51.7	58-71	81.7	186-6.6	354-12.6	11	23	30
1984-85	26-26	142-293	48.4	53-77	68.8	179-6.9	337-12.9	18	29	21
1985-86	27-23	136-248	54.8	51-73	69.9	174-6.4	323-12.0	16	28	31
Career	109-64	470-909	51.0	195-272	71.0	633-5.8	1135-10.4	47	92	88



29. JANET TIMPERMAN (5-10, GUARD/FORWARD, 1976-79) - 1,080

Year	GP/GS	FG-FGA	PCT	FT-FTA	PCT	REB-AVG	PTS-AVG	Steals	Assists
1975-76		Stats Not Available							
1976-77	-	-	-	-	-	9.5	12.6	-	-
1977-78	35-35	135-344	39.2	23-35	69.0	152-4.3	293.8.4	-	60
1978-79	29-27	112-284	39.4	31-40	77.5	136-4.7	255-8.8	52	52
Career: Complete career stats not available									



30. TEDRA EBERHART (5-11, GUARD/FORWARD, 1991-94) - 1,071

Year	GP/GS	FG-FGA	PCT	3P-3PA	PCT	FT-FTA	PCT	REB-AVG	PTS-AVG	Blocks	Steals	Assists
1990-91	29-0	55-131	42.0	-	-	19-24	79.2	73-2.5	130-4.5	7	23	16
1991-92	29-1	77-173	44.5	-	-	38-51	74.5	84-2.9	211-7.3	4	38	15
1992-93	27-26	103-262	39.3	-	-	51-84	60.7	150-5.6	270-10.0	7	57	44
1993-94	28-28	168-367	45.8	38-101	37.6	86-113	76.1	180-6.4	460-16.4	11	70	64
Career	113-55	458-933	49.0	38-101	37.6	194-272	71.0	487-4.3	1071-9.5	29	188	139



31. KIM DENKINS (6-3, CENTER, 1995-98) - 1,057

Year	GP/GS	FG-FGA	PCT	FT-FTA	PCT	REB-AVG	PTS-AVG	Blocks	Steals	Assists
1994-95	27-9	56-131	42.7	35-48	72.9	142-5.3	147-5.4	16	25	17
1995-96	27-27	159-310	51.3	99-138	71.7	242-9.0	417-15.4	15	30	23
1996-97	25-21	88-199	44.2	71-94	75.5	193-7.7	247-9.9	13	25	31
1997-98	28-20	91-173	52.6	64-88	72.7	185-6.6	246-8.8	22	28	24
Career	107-77	394-813	48.0	269-368	73.0	762-7.1	1057-9.9	66	108	95



32. DEBBIE MILLER (6-1, GUARD, 1984-87) - 1,031

Year	GP/GS	FG-FGA	PCT	FT-FTA	PCT	REB-AVG	PTS-AVG	Blocks	Steals	Assists
1983-84	24-0	24-46	52.1	21-25	84.0	74-3.0	69-2.9	2	9	11
1984-85	28-27	73-149	49.0	53-66	80.3	151-5.4	199-7.1	22	30	29
1985-86	29-23	138-229	60.3	84-108	77.8	168-5.8	360-12.4	20	36	16
1986-87	28-28	161-275	58.5	81-101	80.2	223-8.0	403-14.4	22	37	27
Career	109-78	396-699	56.0	239-300	79.0	616-5.7	1031-8.5	66	112	83



33. JANE THOMPSON (5-7, POINT GUARD, 2013-2016) - 1,024

Year	GP/GS	FG-FGA	PCT	3P-3PA	PCT	FT-FTA	PCT	REB-AVG	PTS-AVG	Blocks	Steals	Assists
2012-13	34-0	47-136	.346	12-40	.300	30-42	.714	33-1.0	136-4.0	1	21	31
2013-14	35-33	107-270	.396	15-58	.259	71-108	.657	73-2.1	300-8.6	1	39	107
2014-15	17-17	56-149	.376	9-31	.290	50-64	.781	78-2.4	171-10.1	3	29	52
2015-16	33-32	145-363	.399	56-144	.389	71-86	.826	78-2.4	417-12.6	3	35	157
Career	119-82	355-918	.387	92-273	.337	222-300	.740	232-1.9	1024-8.6	8	124	347



34. LAURA MEADOWS (6-3, FORWARD/GUARD, 1998-2000) - 1,024

Year	GP/GS	FG-FGA	PCT	3P-3PA	PCT	FT-FTA	PCT	REB-AVG	PTS-AVG	Blocks	Steals	Assists
1997-98	28-27	114-329	.347	43-129	.333	39-54	.722	162-5.8	310-11.1	35	47	93
1998-99	32-32	147-339	.434	31-94	.330	67-97	.691	195-6.1	392-12.3	33	42	93
1999-2000	29-21	140-271	.517	3-15	.200	39-68	.574	188-6.5	322-11.1	27	39	62
Career	89-80	401-939	.427	77-238	.324	145-219	.662	545-6.1	1024-11.5	95	128	248



35. SANDY HARDING (5-10, GUARD, 1984-87) - 1,023

Year	GP/GS	FG-FGA	PCT	FT-FTA	PCT	REB-AVG	PTS-AVG	Steals	Assists
1983-84	28-27	76-158	48.1	27-38	71.0	71-2.5	179-6.4	55	168
1984-85	27-25	84-181	46.4	60-74	81.1	58-2.1	228-8.4	52	170
1985-86	28-25	114-229	49.8	37-45	82.2	63-2.2	265-9.5	53	183
1986-87	28-28	151-287	52.6	49-67	73.1	99-3.5	351-12.5	64	185
Career	111-105	425-855	49.0	173-224	77.0	291-2.6	1023-9.2	224	70

KENTUCKY WOMEN'S BASKETBALL TIMELINE

Kentucky women's basketball has been recognized as having a spirited and winning tradition. It was in the early 1900s that women began playing the new game on "Miss Nettie's Lawn" in Lexington ... and so the tradition continues.

1902 — The very first University of Kentucky basketball team was organized. Women's basketball begins on the UK campus with its first game on Feb. 21, 1903.

1904 — C.P. St. John coached the 1904 team, leading it to a 2-0 record with victories vs. Georgetown (14-10) and Jessamine Female Institute (28-1).



1906 — The 1906 UK women's basketball team, then known as Kentucky State College. The team, coached by Thomson Bryant, played only one game vs. Georgetown and fell, 15-14.

1924 — The 1924 team, coached by Bart Peak, swept its 10-game schedule and claimed not only the championship of Kentucky, but the championship of the South.

1902

1903

1904

1906

1924

1974


1924 — The University Senate passed a bill to abolish women's basketball in part because according to state politicians basketball had proven to be a strenuous sport for boys and therefore was too strenuous for girls.

1974 — After a 50-year absence, at the turn of the 70s, women's teams at UK once again began playing intercollegiate games.



1903 — The 1903 UK women's basketball team was coached by Jane Todd Watson, finishing 1-0 by defeating KU (now Transylvania), 16-10.

1974 — Sue Feamster coached UK from 1971-74 before it gained varsity status in 1974. Women's basketball finally reached varsity status and the team is given the nickname "Lady Cats."




1976 — Feamster handed over the coaching reins to Debbie Yow, who compiled a 79-40 record in four seasons from 1976-1980. In 1979, Yow recruited Valerie Still, Patty Jo Hedges and Lea Wise, one of the best recruiting classes in UK women's basketball history.



1980 — Terry Hall arrived at UK in 1980 and was named the Kentucky Women's Intercollegiate Conference Coach of the Year in her first season at UK.

1983 — With the talented trio of Hedges, Still and Wise, Kentucky was ranked fourth twice during the '82-83 season and broke the national record for attendance at a women's collegiate game when 10,622 fans saw the Cats defeat Old Dominion, 80-66, in Memorial Coliseum on Feb. 5, 1983.



1977 — Lady Kat starting center Pam Browning became an All-American and compiled 1,598 points in her collegiate career. She ranks as the sixth-leading scorer at UK to this day.

1976

1977

1979

1980

1982


1983

1979 — The Lady Kats upset second-ranked Tennessee, 66-64, before 4,500 fans in Memorial Coliseum. The attendance got a big boost when the much-anticipated game between the school's men's teams later that evening was canceled because of snow.



1982 — The Cats captured the SEC[®] Tournament title for the first time in school history with an 80-74 victory over Tennessee. Following the game, the huge home crowd stormed the court in a celebration that lasted nearly 30 minutes.

1982 — Lea Wise hit 15-of-16 outside shots against Illinois in an NCAA playoff game, helping the Cats win, 88-80. Wise, a Lexington product, also led the team in autograph and photo requests because of her flashy and productive court play and her resemblance to actress Farrah Fawcett.





1983 — Valerie Still became the all-time leading scorer (among men and women) in Kentucky basketball history with 2,763 points in 119 games, a record that still stands.

1983

1986

1986 — Kentucky served as the host to the NCAA women's Final Four in Rupp Arena.

1987 — Sharon Fanning is named the fourth head coach of the Lady Kats.



1987

1987 — The three-point goal is introduced to the women's game, proving to be an integral part of Kentucky basketball history for years to come.


1990

1990 — Under third-year coach Sharon Fanning, UK compiled a 23-8 record, edged into the top 25, and won three tournament titles, including an 85-76 come-from-behind victory over Toledo in the NWIT Championship.



1991 — UK scores one of the biggest upsets in the program's history with a 67-66 victory over intrastate rival and eventual NCAA runner-up Western Kentucky in Bowling Green.

1991



1991 — Kristi Cushenberry became a member of UK's 1,000-point club in 1991 and currently ranks 14th on the all-time scoring list.

1991 — One year after winning the NWIT, UK made its first NCAA appearance since 1985-86.



1993 — UK re-enters the AP Poll at No. 24 after claiming the Lady Kat Invitational title.

1995 — Bernadette Locke-Mattox is chosen as the fifth head coach of the Cats.



1995 — Stacey Reed graduates after four successful seasons at UK, leading the Cats in scoring both her junior and senior seasons, and assists and steals during all four years at Kentucky. Reed also broke UK's all-time career steals record with 309.



1999 — The Cats shucked the Nebraska Cornhuskers, 98-92, in the first round of the 1999 NCAA Tournament West Region in Los Angeles, Calif. UK scored a record-breaking 64 second-half points.

1996 — Kim Denkins was an All-SEC selection as a sophomore and now ranks No. 21 on the all-time scoring list.

1998 — Mattox is chosen to be an assistant coach for the USA Basketball World Championship team.

1991

1993

1995


1996

1998

1999



1991 — Togetherness proved to be a successful formula as UK posted a 20-9 record and made its first appearance in the NCAA Tournament since 1985-86.



1999 — Erica Jackson led the Cats in both assists and steals in her two seasons as a Wildcat.



1998 — Jaye Barnes led the Cats in scoring in 1998.



1999 — The Cats turned heads by charting more than 20 wins for the first time in nine years and defeating three ranked opponents. After reaching the semifinals of the SEC Tournament, the Cats beat Nebraska in the first round of the NCAA Tournament before falling to UCLA in the second round.



2000 — Shantia Owens becomes the first player from UK to be taken in the WNBA draft, selected 53rd by the Phoenix Mercury.

2000 — Tiffany Wait broke a school record for most games played with 122, also surpassing Jodie Whitaker on the Cats' all-time scoring list with 1,445 points. She currently ranks 12th.



2003 — Valerie Still's jersey is retired at halftime of the UK-Alabama game at Memorial Coliseum, marking the first time in school history that a woman's jersey was retired.

2003 — Within months of her hire, Mickie DeMoss and her staff hit the recruiting trail and signed one of the most highly touted recruiting classes in school history. Many dubbed the 6th-ranked class as the "Fab Five".



2000

2001

2003

2004

2001 — The Wildcats took a summer tour of France and Switzerland and returned home with an unblemished 5-0 record.

2004 — Kentucky celebrates 30 years of varsity women's basketball.



2003 — After 18 seasons as an assistant coach at Tennessee, Mickie DeMoss is named the sixth head coach of the UK women's basketball team.

2004 — Senior and Kentucky native Selia "SeSe" Helm ended her UK career etched in the record book in three different categories: scoring (5th), rebounding (8th) and field goals (3rd).



2004 — Enthusiasm generated by the hiring of the wildly popular Mickie DeMoss, combined with a brilliant and well-funded marketing plan, resulted in a staggering fan craze. Kentucky fans bought tickets at an unprecedented rate. UK ranked No. 1 nationally in increased attendance (3,488 more than the 2002-03 average), ranked No. 2 (behind perennial power Tennessee) in Southeastern Conference attendance, and was 16th nationally (5,182) in attendance average.



2005 — Freshman center Sarah Elliott scored a team-high 15 points to lead UK to a 71-63 win over 18th-ranked Georgia in Rupp Arena. It was UK Hoops' first win over a ranked opponent in five seasons and the first under second-year coach Mickie DeMoss. Elliott was named SEC Freshman of the Week after that performance, the first freshman to receive the honor in Wildcat history.

2005 — UK Coach Mickie DeMoss makes her first return to Thompson-Boling Arena in Knoxville, Tenn., where she first made a name for herself as a coach. DeMoss is presented with a glass vase by UT Coach Pat Summitt before a standing ovation.



2005 — UK completed the longest postseason run in school history by advancing to the 2005 WNIT final four. Sara Potts, who averaged 27.8 points per game during the four-game run was named to the All-Tournament team.

2004

2004 — UK set new season attendance records in 2003-04, averaging 5,182 fans per game.



2005 — Sara Potts concluded her illustrious career as the only player in UK women's basketball history to hit 200 or more 3-pointers in a career. She currently ranks eighth on the all-time scoring list (1,563 points).

2005

2005 — For the second consecutive season, the Wildcats broke the school's attendance record. A total of 90,663 fans passed through the turnstiles during the 2004-05 season, smashing the school's previous single-season attendance total of 72,553 set during the 2003-04 campaign.



2005 — Valerie Still was inducted into the charter class in the newly created UK Athletics Hall of Fame. She was the only female of the 88 inductees.



2006 — The Wildcats were ranked 21st in The Associated Press and 23rd in the USA Today/ESPN Coaches Poll for one week. UK's No. 21 ranking marked the highest ranking in the AP poll since receiving a No. 19 position on Feb. 10, 1985.



2006 — Kentucky became just the fourth unranked team in the history of NCAA women's basketball to knock off a No. 1 team when the Cats defeated top-ranked Tennessee, 66-63, on Jan. 26, 2006—Junior Jenny Pfeiffer led the Cats in scoring with 16 points, including 7-of-7 free-throws. Pfeiffer nailed the game-winning free-throws with 14.8 seconds remaining and junior Nastassia Alcius added two charity shots in the waning seconds of the game to ice the victory. It was Kentucky's first win over the Lady Vols in 20 years.



2006



2006 — A then school-record attendance of 13,689 fans witnessed Kentucky upset No. 1 Tennessee in Rupp Arena.

2006 — DeMoss piloted a team that went from winning a combined 20 games in the two years prior to her arrival in 2003, to a record-breaking regular season that included the most wins (22) since 1989-90, the most conference wins in school history (nine), the highest conference finish (fourth) in 23 years, an appearance in the SEC Tournament semifinals for the first time in seven years, and UK's first bid in the NCAA Tournament in seven years with its highest seed (fifth) since 1983.



2006 — Sophomore Samantha Mahoney was Kentucky's leading scorer in 2005-06, averaging 11.9 ppg. She currently ranks fifth on UK's all-time scoring list with 1,601 career points.



2006 — DeMoss was named the SEC Coach of the Year by the SEC coaches and The Associated Press, UK's first in school history.



2007 — During halftime of the UK vs. Ole Miss game on Jan. 17, a special ceremony took place as 571 fallen soldiers from Kentucky were honored. Since its completion in 1950, Memorial Coliseum has borne the names of thousands of Kentucky's war dead. But the lists of names — framed and hung on the walls of the ramps along two sides of the coliseum — had not been updated since the end of the Vietnam War. Their names were added to those of their predecessors during the ceremony. A season-high 7,565 fans and family members of the fallen soldiers witnessed the special event in Memorial Coliseum.



2007 — Coach Matthew Mitchell earned his first win as the head coach at Kentucky when the Wildcats defeated USC-Upstate in the season opener, 74-59, on Nov. 10, 2007.

2007 — After four seasons at the helm, Mickie DeMoss resigned April 11 as head coach. She compiled an overall record of 71-56 at Kentucky, including a 20-14 mark during the 2006-07 season.



2007 — Matthew Mitchell was named the seventh head coach in UK Hoops history on April 23, 2007. He was welcomed by UK President Dr. Lee T. Todd, Jr. and Athletics Director Mitch Barnhart.

2008 — Kentucky charted eight wins during regular season Southeastern Conference play, marking the second-most league wins in school history. In his first season as head coach of the Wildcats, Matthew Mitchell's eight SEC wins were the most conference wins by a first-year head coach in UK Hoops history.

2007

2008



2007 — Jennifer Humphrey pulled down 964 career rebounds, becoming just the second Wildcat in UK history to chart over 900 rebounds in a career. Former All-American Valerie Still (1,525 rebounds) is the other Wildcat to accomplish the feat.

2008 — A school-record five Wildcats earned postseason SEC honors. Samantha Mahoney and Sarah Elliott were named to the second team, Victoria Dunlap and Amber Smith were selected to the All-Freshman Team and Chelsea Chowning was named the SEC Scholar Athlete of the Year. Elliott and Mahoney also were named honorable mention All-SEC by The Associated Press.

2008 — Chelsea Chowning became the first women's basketball player in school history to earn Academic All-America honors when she was named to the 2008 ESPN The Magazine Academic All-America Third Team as selected by the College Sports Information Directors of America (CoSIDA).



2008 — The Wildcats participated in a school-record fourth consecutive postseason tournament with a quarterfinals finish in the WNIT. UK received a first-round bye and defeated Middle Tennessee and James Madison in Memorial Coliseum before narrowly falling to eventual champion Marquette in the quarterfinals in Lexington.



2008 — Samantha Mahoney scored a career-high 30 points in the post-season WNIT vs. James Madison and become UK's third all-time leading scorer. She ended her illustrious career with 1,601 points.

2009 — Kentucky defeated No. 13/19 Tennessee, 66-56, on Feb. 19, 2009. It marked the Cats' first win over the Lady Vols in Memorial Coliseum in 23 years (Jan. 24, 1986).



2009 — Senior Carly Ormerod ended her illustrious career ranked on several career lists including, 3-pointers made (8th - 101), 3-pointers attempted (7th - 315), 3-pt field goal percentage (10th - .321) and assists per game (9th - 2.92).

2009 — Sophomore Victoria Dunlap totaled a team-high 290 rebounds which ranks seventh on UK's single-season rebounding list.

2009 — Senior center Eleia Roddy recorded 12 double-doubles during her senior season. With seven consecutive double-doubles, she became just the fourth player in school history and first since Jocelyn Mills in 1991 to record double-doubles in four or more straight games. She and former UK All-American Valerie Still are the only players in school history to have recorded five or more consecutive double-doubles.

2008 — Senior center Sarah Elliott became UK's all-time leading blocker. She holds the school record for blocks in a game (6), season (56), and career (195).

2009

2008 — Seniors Chanté Bowman, Sarah Elliott, and Samantha Mahoney will forever leave a mark on the program as they helped UK appear in four straight postseason tournaments and ink several "firsts" in UK Hoops history in their four-year career.



2009 — UK was the only school in the SEC to boast two or more graduates on its roster (Carly Ormerod and Eleia Roddy) during the 2008-09 season. Ormerod graduated an entire year early while Roddy graduated a semester ahead of schedule.

2009 — Matthew Mitchell became the first Kentucky head coach since Terry Hall in the 80-81 & 81-82 seasons to advance to postseason in the first two years at the helm.



2009 — UK opened “Year Three” of the Matthew Mitchell era with the first game of the women’s collegiate basketball season against first-time opponent Boston in Memorial Coliseum. The Cats went on to win 92-58, the first of a school-record tying 11 straight wins to start the 2009-10 season.



2009 — UK defeated intrastate rival Louisville, 101-67, in front of the eighth-largest crowd in Memorial Coliseum. The Cats set the school record for free throws made (36) and attempted (52) in a game.

2010 — Hardly on anyone’s radar in the preseason, UK quickly caught the rapt attention of Wildcat fans and foes alike on its way to rolling up a school-record 28 wins, including 11 in conference play, reaching the finals of the SEC Tournament and advancing to the NCAA Regional finals.



2010 — UK, which received a No. 4 seed, advanced to the NCAA Elite Eight for just the second time in program history after upsetting top-seeded and ninth-ranked Nebraska in the Sweet 16.

2010 — Kentucky made its school-record sixth consecutive postseason appearance with their seventh overall bid to the NCAA Tournament.

2010 — UK finished with a national ranking of ninth in the USA Today/ESPN Coaches Poll and 19th in the AP poll.

2009

2010

2010 — The Cats went undefeated at home (17-0) for just the second time in school history. The 17 wins in Memorial Coliseum were a school record.



2010 — Junior Victoria Dunlap was named UK’s first SEC Player of the Year by the AP and league coaches. She also became just the second player in UK history to earn State Farm/WBCA (formerly Kodak) All-America honors, joining three-time All-American Valerie Still.

2010 — Freshman guard A’dia Mathies was named UK’s first SEC Freshman of the Year by the league coaches. She also earned Full-Court Press Second Team Freshman All-America honors and was Second Team All-SEC as well as being a unanimous choice for the All-SEC Freshman Team.

2010 — UK ranked among the top 20 in four different team categories in the NCAA statistical rankings, including third nationally in turnover margin (+7.33).



2010 — UK became just the second school in SEC history to sweep all three of the major SEC awards as Victoria Dunlap was SEC Player of the Year, A’dia Mathies was SEC Freshman of the Year and Matthew Mitchell was named SEC Coach of the Year. Tennessee did it prior to its 1998 national title.



2011 — The Wildcats charted their second straight 20-win season, marking the first time UK accomplished that feat since the 2005-06 and 2006-07 seasons.

2011 — UK finished second in the SEC regular season and was runner-up in the SEC Tournament for the second straight season.

2011 — The Wildcats made their school-record seventh consecutive postseason appearance with a second-round finish in the NCAA Tournament. It marked UK's first back-to-back NCAA appearances since the 1982-83 seasons.



2011 — Victoria Dunlap was the highest pick in the WNBA Draft in school history when she was selected in the first round as the 11th overall pick by the Washington Mystics in 2011.

2011



2011 — The Cats finished No. 17 in the final AP poll and No. 16 in final USA Today/ESPN coaches' poll. It marked the highest final AP ranking since the Wildcats finished 11th in 1983.

2011 — Victoria Dunlap ended her career ranked in the top 10 of 14 career lists, including No. 1 in all-time games played and started (133) and No. 2 all-time in scoring (1,846), rebounding (1,099), blocks (178), steals (307), free-throws made (445) and free-throws attempted (714).



2011 — For the first time in three years, the Wildcats returned to Rupp Arena on Dec 8, 2011. The Wildcats looked comfortable in their second home as they upset No. 6/5 Duke, 72-65, in front of a school-record 14,508 fans. Freshmen Bria Goss and Azia Bishop teamed up to combine for 31 points, 14 rebounds, four blocks and four steals on 15-24 shooting from the field. After defeating No. 10/11 Louisville just days before, the Duke win gave the Wildcats their first back-to-back wins over top 10 teams in school history.



2012 — A’dia Mathies turned in one of the most impressive individual performances in UK Hoops history, netting a career-best 34 points to go along with nine rebounds, two assists, two blocks and two steals in Kentucky’s 61-60 win over No. 6/7 Tennessee in Memorial Coliseum. Mathies hit the game winner with 4.2 seconds remaining to snap the Lady Vols’ 36-game SEC winning streak.



2012 — UK earned several postseason SEC honors as Matthew Mitchell was named SEC Coach of the Year by The Associated Press, A’dia Mathies was named SEC Player of the Year (Coaches and AP), Bria Goss was SEC Freshman of the Year (Coaches and AP) and Keyla Snowden was Co-6th Woman of the Year (Coaches). UK is the only SEC school to ever win three consecutive AP SEC Players of the Year honors. Victoria Dunlap was the AP SEC Player of the Year in 2010 and 2011, while Mathies was the 2012 AP SEC Player of the Year.

2012 — UK’s defense, dubbed “40 minutes of dread,” forced a school-record and NCAA-high 939 turnovers. The Cats forced Arkansas-Pine Bluff into a school-record 49 miscues.

2012 — UK tied the school record for wins at 28. The record was set in 2009-10. UK also won a school-record 13 SEC games.



2012 — Kentucky completed one of the most successful seasons in school history with a 28-7 overall record, including an 18-0 mark at home, and an appearance in the Elite Eight for the second time in three years. The Wildcats defeated McNeese State, Green Bay and Gonzaga before falling to No. 3 Connecticut in the NCAA Regional Finals. Samarie Walker was named to the All-Regional Tournament team after averaging 13.3 points and 10.8 rebounds in four NCAA Tournament games.

2012



2012 — A’dia Mathies became the 28th member of UK’s 1,000-point club and was named UK’s third straight SEC Player of the Year.

2012 — Kentucky defeated Mississippi State on Feb. 26, 76-40, giving the Wildcats their school-record 13th conference win and the outright SEC regular season championship, their first since 1982. UK charted an SEC-high 20 steals in the game, while forcing 33 turnovers. Ten players scored at least two points, led by A’dia Mathies and Bernisha Pinkett with 13 points apiece.



2012 — The Cats finished No. 12 in the final AP poll & No. 8 in final USA Today/ESPN coaches’ poll. It marked the highest final AP ranking since finishing 11th in 1983 and the highest final ranking in the coaches’ poll in school history.



2012 — The attendance of 18,488 vs. DePaul in Rupp Arena on Dec. 7, 2012 set a new school record.

2013 — Three players were honored by the SEC, including Mathies, who was named the 2013 SEC Co-Player of the Year along with Tennessee's Meighan Simmons. Stallworth joined Mathies on the All-SEC First Team, while junior forward/center Samarie Walker was named to the All-SEC Second Team and All-Defensive Team. Mathies was also named AP SEC Player of the Year, becoming the first player to win back-to-back SEC Player of the Year honors from the league coaches since Seimone Augustus of LSU earned it in 2005 and 2006.



2013 — A' dia Mathies and Brittany Henderson became the winningest class in school history with a 111-30 (.787) overall record, including a 64-3 (95.5) mark at home, and the first to go to four straight NCAA Tournaments.

2013 — Mathies set UK's all-time steals record with 320. The previous record was 309 by Stacey Reed from 1991-95.

2013

2013 — Coach Matthew Mitchell became UK's all-time winningest coach on March 3 with a 78-65 win over No. 8 Tennessee.



2013 — UK set school records for consecutive wins (17), consecutive home wins (34), 3-point field goals made (240), 3-point field goals attempted (731), blocks (181) and steals (429) in a single season.



2013 — The Wildcats won a school-record 30 games, charted 25-plus wins for a school-record fourth straight season, advanced to the NCAA Tournament for a school-record fourth straight season, including second consecutive Elite Eight appearance and third in the last four seasons.



2013 — Senior A’dia Mathies concluded her outstanding career ranked in the top 10 of 13 career lists, including second in scoring. She became just the fifth player in UK history, men or women, to reach 2,000 career points, joining Wildcat greats Dan Issel (2,138, 1967-70), Kenny “Sky” Walker (2,080, 1982-86), Jack “Goose” Givens (2,038, 1974-78) and UK Hoops’ all-time leading scorer Valerie Still (2,763, 1979-83).



2013 — Mathies was chosen as the 10th overall pick in the WNBA draft by the Los Angeles Sparks, becoming the highest draft pick in school history and UK’s second first-round pick in the last three seasons.

2013 — A school-record 23,706 fans attended UK’s game vs. No. 2 Duke on Dec. 22, 2013, besting the previous high of 18,422 set vs. DePaul on Dec. 7, 2012. The attendance marked the largest crowd ever to see a college women’s hoops game in the Commonwealth and the fifth-largest crowd in NCAA history. It marked the first sellout in Rupp Arena for a women’s basketball and UK’s second sellout of the season. UK’s game vs. Louisville on Dec. 1 in Memorial Coliseum also was a sellout.



2013

2014 — Junior point guard Jennifer O’Neill came off the bench vs. Baylor to net a school-record 43 points on 14-of-31 shooting, netting 33 in the second half and overtime periods. The Co-SEC 6th Woman of the Year led the team in scoring for the season with 12.6 ppg.



2013 — UK ended the regular season at No. 7 in both The Associated Press poll and the 31-member Board of Coaches poll. It marked the highest rankings in the final polls in school history.

2013 — Kentucky won a school-record tying 13 games in South-eastern Conference play and advanced to the SEC Tournament championship game for the third time in the last four years.

2014 — Playing in a double-header with the UK men’s team in the Dallas Cowboys’ AT&T Stadium in Arlington, Texas, the Wildcats defeated Baylor in a four overtime thriller, 133-130. The 263 combined points set a new NCAA record, besting the previous high for a Division I women’s game of 252 points in SMU’s 127-125 win over TCU, also in four overtimes, on Jan. 25, 1997. The Wildcats also won consecutive games against top-10 teams for the first time in school history and set school records for points (133), free-throws made (49) and free-throws attempted (66).





2014 — Junior point guard Jennifer O'Neill scored six of her game-high 24 points in the closing minutes of the game to give No. 18 Kentucky a 75-71 win over No. 8 Tennessee on Feb. 16, marking the Wildcats' first win in Knoxville since 1985 and first-ever win in Thompson-Boling Arena.



2014 — The Wildcats finished 26-9, becoming one of just 10 programs to chart 25 or more wins in five straight seasons.

2014 — With a school-record and NCAA Tournament record 67 rebounds vs. Wright State in the opening round and 38 rebounds vs. Syracuse, UK broke the school record for rebounds in a single season of 1,513, surpassing the 1977-78 team who grabbed 1,426.



2014 — Senior forward DeNesha Stallworth was selected as the 25th overall pick in the 2014 WNBA draft by the Connecticut Sun. She was the fourth Wildcat to be drafted in the WNBA, including third in the last four years.

2014

2014 — Kentucky advanced to its fourth Sweet 16 in the last five years with wins over Wright State and Syracuse in the opening rounds.

2014 — Junior guard Bria Goss set a single-season record for free-throw shooting percentage, netting an SEC-high .901 percent (127-of-141).



2014 — UK averaged a school-record 6,727 fans per game, a mark that ranked ninth nationally. UK also drew 121,089 fans for its 18 home games, the highest total attendance in school history.

2014 — Kentucky charted its fourth-straight victory over intrastate rival Louisville on Dec. 7, including second straight over the Cards in the KFC Yum! Center, 77-68.



2014 — It was another epic battle between Kentucky and Baylor as the Wildcats clawed back from a 14-point, second-half deficit to defeat the Lady Bears in Rupp Arena in front of the school's second-highest crowd in school history (22,075) on Nov. 17.



2014 — Senior Jennifer O'Neill became the 30th member of UK's 1,000-point club on Nov. 17 vs. Baylor. She ended her career at No. 12 (1,449).



2014 — After falling to Illinois in the opening game, UK battled back from nine-point first-half deficits vs. Oklahoma and South Florida to win the 2014 Paradise Jam Reef Division in St. Thomas, Virgin Islands. Sophomore guard Makayla Epps was named Most Valuable Player of the round-robin event, while senior guard Jennifer O'Neill was named to the All-Tournament Team.

2014 — Kentucky's 367-game streak with a 3-pointer came to an end vs. Illinois (0-of-6) on Nov. 27, 2014.

2014 — Kentucky charted its fourth-straight victory over intrastate rival Louisville on Dec. 7, including second straight over the Cards in the KFC Yum! Center, 77-68.

2015 — UK ranked seventh nationally in average attendance with 6,379 fans per game, its second straight season in the top 10 and the highest since leading the nation in 1982-83.

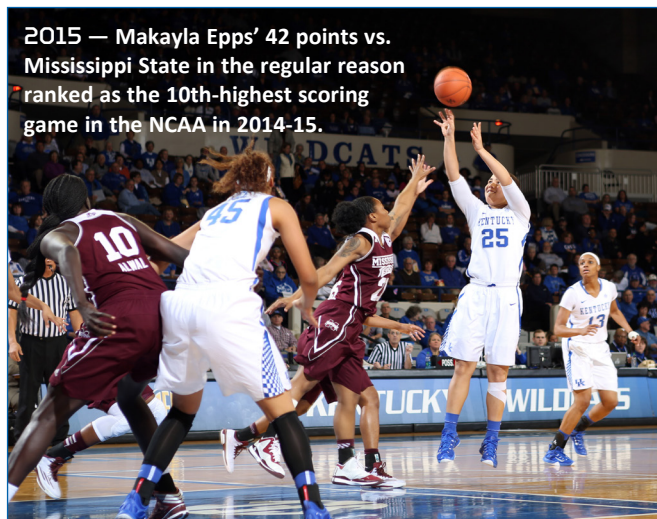
2014

2014 — Kentucky's 367-game streak with a 3-pointer came to an end vs. Illinois (0-of-6) on Nov. 27, 2014.

2015 — Senior guard Bria Goss was named to the Allstate Women's Basketball Coaches Association Good Works Team, one of 10 student-athletes; five from the NCAA® Division I and five from NCAA Divisions II, III and the NAIA. She was the second Wildcat to be named to the team as Kastine Evans was honored in 2014.



2015 — Makayla Epps' 42 points vs. Mississippi State in the regular season ranked as the 10th-highest scoring game in the NCAA in 2014-15.



2015 — UK's four seniors (Azia Bishop, Bria Goss, Jennifer O'Neill and Jelleah Sidney) became the winningest class in school history with 108 wins.

2015 — UK won 20-plus games for a school-record sixth straight season.

2015



2015 — Standing at just 5-foot-8, Linnae Harper was the shortest player to lead UK in rebounding in school history. She also was the only player in the nation to stand at 5-8 or under and average more than 7.0 rpg. She became the first guard to grab a team-high rebounding mark since Stacey Reed in 1994-95 and all seven of her career double-doubles came this season, including four in SEC play.



2015 — Four Wildcats earned SEC postseason awards as senior guard Jennifer O'Neill was SEC Sixth Woman of the Year for the second straight season, and was named to the All-SEC Second Team. Sophomore point guard Makayla Epps was an All-SEC First Team selection, while fellow sophomore Linnae Harper was named to the All-SEC Defensive Team. Freshman forward/center Alexis Jennings was named to the SEC All-Freshman Team.



2015 — UK snapped a three-game losing skid to USC and defeated No. 2 South Carolina on Senior Day, 67-56. The Cats held USC to a season-low 32.3 percent shooting, marking UK's first win over the nation's No. 2 team. Senior Jennifer O'Neill led the team with 15 points and eight rebounds.

2015



2015 — Kentucky was selected to host the First and Second Rounds of the NCAA Tournament in Memorial Coliseum for the second straight season. The Cats defeated Tennessee State before falling to Dayton in the second round.

2015 — The Cats finished No. 11 in the final AP poll and No. 16 in the final USA Today Sports coaches' poll. The rankings continued UK's school record streak of being ranked. UK was one of three programs (the others are Maryland and Notre Dame) to have both its men's and women's basketball teams ranked in top 15 of the AP poll.



2015 — Kentucky started its 2015-16 season with 11 straight wins, including defeating several ranked teams during that stretch in No. 15/15 Arizona State, No. 13/11 Duke and Louisville, who was receiving votes at the time UK played them. UK's 11-0 start was the first time the Wildcats have started a season 11-0 since 2013-14. UK has only had two other seasons in which it started out with 11 consecutive victories (2009-10, 2013-14). All three are under Mitchell.



2016 — Makayla Epps became the 31st player in school history to reach 1,000 career points on Thursday, Feb. 4 when Kentucky played at South Carolina.

2016 — Janee Thompson scored 16 points against Oklahoma in the second round of the NCAA Tournament to become the 32nd player in program history to reach 1,000 career points.



2015

2016

Nov. 18, 2015— Makayla Epps scored 21 points with 11 rebounds and 12 assists against Morehead State on Nov. 18, 2015 to record the second triple-double in program history. The first triple-double was Feb. 14, 1986 when Leslie Nichols scored 18 points with 13 rebounds and 11 steals. Epps' triple-double is the first of the points-rebounds-assists variety.

2016 — UK not only hosted the first and second rounds of the NCAA Tournament inside Memorial Coliseum in 2016, but Rupp Arena hosted an NCAA Regional in 2016 and the Wildcats were selected to play in the Lexington Regional. UK fell to Washington in the Sweet 16, however, Rupp Arena will also host an NCAA Regional in 2017 and 2018.



UK ranked 8th in the nation in average attendance with 6,454 — 2016 fans per game. It was the second-best mark in program history.

2015 — Matthew Mitchell won his 200th game at UK on Nov. 29 vs. Jackson State when the Wildcats def. JSU 92-24 in Memorial Coliseum.






2016 — Senior forward Evelyn Akhator started the 2016-17 season off in style with four straight double-doubles becoming only the sixth player in program history to record four straight double-doubles in a single season. Akhator ended her career with 31 double-doubles to rank tied for third most in program history overall. She also ended her career second all-time in rebounding average (10.1) and eighth all-time in scoring average (13.7).



2016 — Behind 30 points from Makayla Epps and an impressive team field-goal percentage of .492 the Wildcats took down No. 12 Oklahoma inside Memorial Coliseum as part of the SEC/Big 12 Challenge.



2017 — Kentucky was tabbed a No. 4 seed in the 2017 NCAA Tournament, marking its school-record eighth straight appearance in the event. UK was also selected to host the first and second rounds inside Memorial Coliseum for the fourth straight season.



2017


Makayla Epps ended her UK career with 1,790 points, which ranked fifth most in program history.



2017 — #ONE to Remember: Behind seniors Makayla Epps and Evelyn Akhator, UK defeated No. 3 Mississippi State on Senior Night inside Memorial Coliseum. The seniors scored 28 of the team's final 30 points, including an offensive putback by Epps with seconds left in overtime. The win was Kentucky's eighth straight win on Senior Night and the second time in the last three seasons that UK has defeated a top-three team on Senior Night.



2018 — Three impressive wins over South Florida, UCLA and North Carolina gave the Wildcats the 2019 Paradise Jam championship and set the tone throughout the nation that the Wildcats were back in a big way.



2019 — Kentucky returned to the NCAA Tournament after a year absence and earned the No. 6 seed in the Greensboro region. UK defeated Princeton in the first round before falling to NC State in Raleigh, N.C.



2020 — Rhyne Howard scores her 1,000th career point on Sunday, Feb. 17 vs. Mississippi becoming the second-fastest player in program history to join the 1,000-point club.



March 2020 — Rhyne Howard ended the 2020 season by becoming UK's first first-team AP All-American. The guard was all an AA for the USBWA and Wooden Award. She was a finalist for the Cheryl Miller Award, Naismith Trophy, Wooden Award and Ann Meyers Drysdale Award.

2019



March 2019— Rhyne Howard busted onto the national scene by becoming the unanimous national freshman of the year after earning the honor from the USBWA, WBCA and espnW. Howard became only the second freshman in program history to lead the Wildcats in scoring and rebounding, joining former UK All-American Valerie Still. Howard earned SEC Freshman of the Week honors a league-record eight times in 2019-20.

2020 — In March of 2020, COVID-19 shut-down the nation and the world and sports was not spared as the 2020 NCAA WBB Tournament was canceled. #TeamKentucky



2019 — Valerie Still became the first Kentucky women's basketball players to be inducted into the WBB Hall of Fame. Ceal Barry and Mickie DeMoss were inducted in the 2018 class. Barry played at UK but was inducted because of her coaching career.



2020



Nov. 11, 2020 — Matthew Mitchell - the winningest head coach in program history - retired and thus resigned as head coach at Kentucky on Nov. 11, 2020. UK AD Mitch Barnhart responded quickly by naming associate head coach Kyra Elzy as interim head coach. Elzy becomes the eighth head coach in program history. The native of LaGrange, Ky., has spent nearly a decade with the Kentucky program and helped lead the Wildcats to some of their best seasons in program history. Elzy was a two-time national champion at Tennessee and has won a SEC Championship as a player and a coach.



**UK Athletics Communications
and Public Relations**

**Joe Craft Center
338 Lexington Ave.
Lexington, KY 40506**

(859) 257-3838