

KENTUCKY WOMEN'S BASKETBALL

# 2021-22 FACT BOOK







# TABLE OF CONTENTS

## 2021-22 TEAM INFORMATION

Table of Contents . . . . . 2  
 Quick Facts . . . . . 3  
 Numerical/Alphabetical Rosters . . . . . 4  
 TV/Radio Chart . . . . . 5  
 Team Photo/Support Staff . . . . . 6-7  
 2021-22 Schedule . . . . . 8  
 History and Traditions . . . . . 9  
 Memorial Coliseum . . . . . 10-11  
 Rupp Arena . . . . . 12-13

## 2020-21 REVIEW

2020-21 Game-by-Game Results . . . . . 14  
 2020-21 Final Stats . . . . . 15  
 2020-21 Superlatives/Team Highs and Lows . . . . . 16  
 2020-21 Game-by-Game Team Stats . . . . . 17  
 2020-21 Departed Seniors . . . . . 18-21  
 2020-21 Game-by-Game Reviews . . . . . 22-24

## RECORDS/HISTORY

All-Time Letterwinners/Miss Kentucky Basketball . . . . . 25-26  
 Cats by the Numbers . . . . . 27  
 All-Time Roster by State . . . . . 28-29  
 All-Time Head Coaches . . . . . 30  
 All-Time Assistant Coaches . . . . . 31  
 All-Time Teams . . . . . 32-37  
 Cats in the WNBA/Professional Ranks . . . . . 38  
 Cats Represent America . . . . . 39  
 Retired Jersey - Valerie Still . . . . . 40  
 Year-by-Year Team Stats . . . . . 41-44  
 UK Career Records . . . . . 45-46  
 Top-10 Team Season Performances . . . . . 47  
 Top-10 Team Single-Game Performances . . . . . 48

Individual Single-Season Records . . . . . 49  
 Individual Single-Game Records . . . . . 50  
 Streaks . . . . . 51  
 Scoring - Total Points . . . . . 52  
 Year-by-Year Scoring . . . . . 53  
 Field Goals . . . . . 54  
 Three-Point Field Goals . . . . . 55  
 Free Throws . . . . . 56  
 Rebounds . . . . . 57  
 Assists . . . . . 58  
 Blocks . . . . . 59  
 Steals . . . . . 60  
 UK Freshman Records . . . . . 61  
 Miscellaneous Records . . . . . 62-65  
 Double-Doubles . . . . . 65-70  
 Year-by-Year Results . . . . . 71  
 All-Time Results . . . . . 72-81  
 Records vs. Major Conferences . . . . . 82  
 Scores vs. All Opponents . . . . . 83-88  
 UK in the National Rankings . . . . . 89-90  
 Records vs. Ranked Opponents . . . . . 91-97  
 UK in Regular-Season Tournaments . . . . . 98-100  
 UK in the SEC . . . . . 101  
 UK Records in SEC Tournament . . . . . 102  
 UK Records in NCAA Tournament . . . . . 103  
 UK NCAA Tournament Game-by-Game . . . . . 104-105  
 All-time NCAA Tournament Teams . . . . . 106-111  
 UK in the WNIT . . . . . 112-113  
 Individual Honors . . . . . 114-116  
 1,000-point Club . . . . . 117-121  
 Kentucky Women's Basketball Timeline . . . . . 122-141

*To obtain additional copies of the 2021-22 Kentucky Women's Basketball Fact Book, contact the UK Media Relations office at 859-257-3838*

## CREDITS

The 2021-22 Kentucky Women's Basketball Fact Book was published by the University of Kentucky Athletics Department, Mitch Barnhart, Director.

### UK ATHLETICS DEPARTMENT

Joe Craft Center • 338 Lexington Ave.  
 Lexington, Ky 40506-0604 • 859-257-8000

### Written & Compiled

Susan Lax, Evan Crane, Chloe Smith, Weston Pletcher, Chris Shoals, Metz Camfield, Karlie Kinneer, Cami Moore, Sommer Thomas

### Editors

Susan Lax, Evan Crane, Cami Moore, Guy Ramsey, Sommer Thomas, Karlie Kinneer, Chris Shoals

### Editorial Assistants

Cory Weigel, Metz Camfield, Kevin Britton, Sean Cartell, Evan Crane, Melanie Curtsinger, Rachel Smith, Kris Reid

### Cover Design and Layout

Lakia Bailey, Evan Crane, Sommer Thomas

### Photography Credits

Pete Camagna, Chet White, Britney Howard, Elliott Hess, Barry Westerman, Eddie Justice, Grace Bradley, Lexington Herald-Leader, WNBA Photo Services, Fernando Medina, Team Coyle (David Coyle, Joseph Rey Au, David Robertson, George Green, Bill Patterson and Ken Weaver), USA Basketball, Chuck Perry, Victoria Graff, AP/Wide World, Kentucky Tourism, UK Public Relations, Susan Lax, Matt Steinke, NCAA, SEC, UK team and coaches

### Special Thanks

UK Public Relations, Kelley Bozeman, Beth Hanna, Kathy Laws, Molly Mazzolini







# 2021-22 KENTUCKY WBB QUICK FACTS

## General Information

Location . . . . . Lexington, Ky.  
 Enrollment . . . . . 30,277  
 Founded . . . . . 1865  
 Colors . . . . . Blue (PMS 286) & White  
 Nickname . . . . . Wildcats  
 Conference . . . . . Southeastern  
 Arena . . . . . Memorial Coliseum (8,000)  
 All-Time Record In Arena (Years) . . . . . 470-161 (.757)  
 . . . . . (45 years - does not include '74-75 season)  
 Memorial Coliseum Press Row . . . . . 859-323-5900  
 Joe Craft Center Ticket Office . . . . . 859-928-CATS  
 Web site . . . . . ukathletics.com  
 Twitter/Instagram . . . . . @KentuckyWBB  
 Facebook . . . . . facebook.com/KentuckyWBB

## Administration

President . . . . . Dr. Eli Capilouto (Alabama, 1971)  
 Faculty Rep. . . . . Joseph L. Fink III  
 . . . . . (Philadelphia College of Pharmacy & Science, 1970)  
 Athletics Director . . . . . Mitch Barnhart (Ottawa, 1981)  
 Senior Woman Admin. . . . . Sandy Bell (George Peabody College, 1970)  
 Athletics Phone Number . . . . . (859) 257-8000

## Communications and PR Information

Basketball Contact . . . . . Evan Crane (Kentucky, 2010)  
 . . . . . Associate Director of Athletics Communications and PR  
 E-mail . . . . . wesley.crane@uky.edu  
 Office Phone . . . . . 859-257-8431  
 Cell Phone . . . . . 270-559-8120  
 Office Fax . . . . . 859-323-4310  
 Office Address . . . . . Joe Craft Center, 338 Lexington Avenue  
 . . . . . Lexington, KY 40506-0604  
 Assistant Basketball Contact . . . . . Sommer Thomas (Penn State, 2021)  
 E-mail . . . . . sommer.thomas@uky.edu  
 Office Phone/Cell Phone: . . . . . 859-257-3838/201-815-9955

## Women's Basketball Staff

Head Coach . . . . . Kyra Elzy (2nd season/10th overall at UK)  
 . . . . . (Tennessee 1999, 2001)  
 Overall Collegiate Coaching Record . . . . . 18-9 (.666) (2nd season)  
 at Kentucky . . . . . 18-9 (.666) (2nd season)  
 Associate Head Coach . . . . . Niya Butts (6th season/11th overall at UK)  
 . . . . . (Tennessee 2000, Tennessee Tech 2002)  
 Assistant Coach . . . . . Amber Smith (4th season/11th overall at UK)  
 . . . . . (Kentucky, 2011)  
 Assistant Coach . . . . . Gail Goestenkers (1st season)  
 . . . . . (Saginaw Valley State, 1985)  
 Special Assistant to the Head Coach . . . . . Lin Dunn (UT Martin, 1969)  
 Asst. AD/Women's BB Ops . . . . . Amy Tilley (Kentucky, 2007/EKU, 2014)  
 Asst. AD/DEI/WBB Admin. . . . . Tiffany Hayden (UK, 2001; UofL, 2009)  
 Director of Recruiting . . . . . Asiya Foy (Radford, 2016; SEMO, 2018)  
 Recruiting Assistant . . . . . Kylie Thompson (Kentucky, 2017; Cincy 2019)  
 Staff Support Associate . . . . . Carrie Marshall (Kentucky, 2003)  
 Coaching Video Coordinator: . . . . . DeNesha Stallworth (Kentucky, 2013)  
 Creative Director . . . . . Kim Troxall (SCAD, 1994)  
 Academic Counselor . . . . . Passon Richardson (Kentucky, 1997; WKU, 2014)  
 Sr. Athletic Trainer . . . . . Courtney Jones (Purdue, 2001)  
 Strength Coach . . . . . Lee Taylor (Missouri Valley College, 2008)  
 Nutrition Coach . . . . . Monica Fowler (Kentucky, 2010)  
 Team Physician . . . . . Dr. Robert Hosey (Virginia Tech, 1989)  
 Equipment Manager . . . . . TBD

## 2021-22 PREVIEW

Players Returning/Lost: 9/4

Starters Returning/Lost: 3/2

Newcomers: 1

### Starters Returning (3)

No.	Player	POS	HT	CL	Ppg.	Rpg.
10	Rhyne Howard	G	6-2	Sr.	20.7	7.3
5	Blair Green	G	6-0	Sr.	6.0	1.6
3	Jazmine Massengill	G	6-0	Sr.	5.1	2.6

### Starters Lost (2)

3	KeKe McKinney	F	6-1	Sr.	6.0	5.0
15	Chasity Patterson	G	5-5	Sr.	12.4	2.7

### Other Players Returning (6)

No.	Player	POS	HT	CL	Ppg.	Rpg.
00	Olivia Owens	C	6-4	R-Jr.	4.4	2.8
1	Robyn Benton	G	5-9	Sr.	6.6	2.5
12	Treasure Hunt	G	6-2	So.	3.7	2.1
21	Nyah Leveretter	G	6-0	Sr.	1.0	1.9
34	Emma King	G	5-10	Jr.	1.4	0.2
44	Dre'una Edwards	F	6-2	R-Jr.	9.7	6.1

### Other Players Lost (2)

No.	Player	POS	HT	CL	Ppg.	Rpg.
23	Kameron Roach	G	5-6	R-Jr.	1.3	0.6
14	Tatyana Wyatt	F	6-2	Sr.	3.9	2.8

### Newcomers (2)

No.	Player	POS	CL	HT	Hometown
4	Kristen Crenshaw-Gill	G	Fr.	5-9	Youngstown, Ohio
11	Jada Walker	G	Fr.	5-7	Richmond, Va.

Marketing Director . . . . . Kate Stoess (Louisville, 2006)  
 Marketing Graduate Assistant . . . . . Tasa Leoso (Oregon, 2020)  
 Office Phone . . . . . 859-257-6046

## 2020-21 Review

Record . . . . . 18-9  
 Home . . . . . 11-2  
 Away . . . . . 5-5  
 Neutral . . . . . 2-2  
 SEC (Finish) . . . . . 9-6 (T5th)  
 SEC Tournament (Record) . . . . . SEC Tournament Quarterfinals (1-1)  
 . . . . . L, 78-66 vs. Georgia  
 NCAA (Record) . . . . . Second Round (1-1)  
 . . . . . L, 86-72 vs. Iowa  
 Final Poll Rankings . . . . . No. 18 AP | No. 21 ESPN/USA Today

## UK Radio Network

Broadcast Info . . . . . UK Radio Network  
 Play-by-Play Announcer . . . . . Darren Headrick (5th season)

## UK Videotape Footage

UK Sports Video . . . . . 859-257-4830

## History

Seasons of Basketball . . . . . Entering 48th season  
 All-Time Record: . . . . . 863-557 (.604)  
 All-Time SEC Record (regular-season games only): . . . . . 235-269 (.466)  
 All-Time SEC Tournament Record: . . . . . 37-42 (.468)  
 SEC Titles: . . . . . Two (2012 and 1982)  
 NCAA Tournament Appearances: . . . . . 16 (Last in 2021)  
 NCAA Tournament Record: . . . . . 22-16 (.578)







# 2021-22 KENTUCKY WBB ROSTER

## NUMERICAL

No.	Name	Pos.	Cl.	Ht.	Hometown/High School/Previous College
00	Olivia Owens	C	R-Jr.	6-4	Albany, N.Y./Niskayuna HS/Maryland
1	Robyn Benton	G	Sr.	5-9	Conyers, Ga./Greater Atlanta Christian/Auburn
3	Jazmine Massengill	G	Sr.	6-0	Chattanooga, Tenn./Hamilton Heights/Tennessee
4	Kristen Crenshaw-Gill	G	Fr.	5-9	Youngstown, Ohio/Valley Christian HS
5	Blair Green	G	Sr.	6-0	Harlan, Ky/Harlan County HS
10	Rhyne Howard	G	Sr.	6-2	Cleveland, Tenn./Bradley Central HS
11	Jada Walker	G	Fr.	5-7	Richmond, Va./Henrico High School
12	Treasure Hunt	G	Soph.	6-2	Chattanooga, Tenn./Hamilton Heights
21	Nyah Leveretter	F	Soph.	6-3	Blythewood, S.C./Westwood HS
34	Emma King	G	Jr.	5-10	Stanford, Ky./Lincoln County HS
44	Dre'una Edwards	F	R-Jr.	6-2	Compton, Calif./Liberty HS/Utah

## ALPHABETICAL

No.	Name	Pos.	Cl.	Ht.	Hometown/High School/Previous College
1	Robyn Benton	G	Sr.	5-9	Conyers, Ga./Greater Atlanta Christian/Auburn
4	Kristen Crenshaw-Gill	G	Fr.	5-9	Youngstown, Ohio/Valley Christian HS
44	Dre'una Edwards	F	R-Jr.	6-2	Compton, Calif./Liberty HS/Utah
5	Blair Green	G	Sr.	6-0	Harlan, Ky/Harlan County HS
10	Rhyne Howard	G	Sr.	6-2	Cleveland, Tenn./Bradley Central HS
12	Treasure Hunt	G	Soph.	6-2	Chattanooga, Tenn./Hamilton Heights
34	Emma King	G	Jr.	5-10	Stanford, Ky./Lincoln County HS
21	Nyah Leveretter	F	Soph.	6-3	Blythewood, S.C./Westwood HS
3	Jazmine Massengill	G	Sr.	6-0	Chattanooga, Tenn./Hamilton Heights/Tennessee
00	Olivia Owens	C	R-Jr.	6-4	Albany, N.Y./Niskayuna HS/Maryland
11	Jada Walker	G	Fr.	5-7	Richmond, Va./Henrico High School

### Coaching Staff

**Head Coach:** Kyra Elzy (Tennessee, 1999, 2001) – 2nd season, 10th at Kentucky

**Assoc. Head Coach:** Niya Butts (Tennessee, 2000; Tennessee Tech, 2002) – 1st season, 11th at UK

**Assistant Coach:** Amber Smith (Kentucky, 2011) – 4th season, 11th at UK (player/support staff)

**Assistant Coach:** Gail Goesten Kors (Saginaw Valley State, 1985) – 1st season

### Support Staff

**Assistant Athletics Director/Women's Basketball:** Amy Tilley (Kentucky, 2007)

**Special Assistant to the Head Coach:** Lin Dunn (UT Martin, 1969)

**Director of Player Development:** Daniel Boice (Arizona, 2014, 2016)

**Assistant AD/Diversity, Equity and Inclusion/WBB Admin.:** Tiffany Hayden (UK, 2001; UofL, 2009)

**Director of Recruiting:** Aisha Foy (Radford, 2016; Southeast Missouri State, 2018)

**Recruiting Assistant:** Kylie Thompson (Kentucky, 2017; Cincinnati, 2019)

**Coaching Video Coordinator:** DeNesha Stallworth (Kentucky, 2013)

**Staff Support Associate:** Carrie Marshall (Kentucky, 2003)

**Creative Director:** Kim Troxall (SCAD, 1994)

**Academic Counselor:** Passion Richardson (Kentucky, 1997; WKU, 2014)

**Senior Athletic Trainer:** Courtney Jones (Purdue, 2001)

**Nutrition Coach:** Monica Fowler (Kentucky, 2010)

**Team Physician:** Dr. Robert Hosey (Virginia Tech, 1989)

**Strength & Conditioning Coach:** Lee Taylor (Missouri Valley College, 2008)

**Sports Information Director:** Evan Crane (Kentucky, 2010)

**Sports Information Director Assistant:** Sommer Thomas (Penn State, 2021)

**Marketing Director:** Kate Stoess (Louisville, 2006)

**Marketing Graduate Assistant:** Tasa Leoso (Oregon, 2020)

**Equipment Manager:** TBD

**Student Managers:** JT Orem, Dashaun Williams, Ethan Howard, Declan Maloney

## BY CLASS

### Seniors (4)

Robyn Benton  
Blair Green  
Rhyne Howard  
Jazmine Massengill

### Juniors (3)

Dre'una Edwards  
Olivia Owens  
Emma King

### Sophomores (2)

Treasure Hunt  
Nyah Leveretter

### Freshmen (2)

Kristen Crenshaw-Gill  
Jada Walker

## BY HEIGHT

5-7	.....	Jada Walker
5-9	.....	Kristen Crenshaw-Gill
5-9	.....	Robyn Benton
5-10	.....	Emma King
6-0	.....	Blair Green
	.....	Jazmine Massengill
6-2	.....	Rhyne Howard
	.....	Dre'una Edwards
	.....	Treasure Hunt
6-3	.....	Nyah Leveretter
6-4	.....	Olivia Owens

## PRONUNCIATION

### DRE'UNA EDWARDS

(dre-ON-a)

### RHYNE HOWARD

(like RYAN)

### NYAH LEVERETTER

(nigh(like high)-uh)  
(lev-er-RETT(like wet)-tur)






# 2021-22 RADIO/TELEVISION CHART



**OLIVIA OWENS** **00**

6-4 – R-Jr. – C  
Albany, N.Y.  
(Niskayuna HS/Maryland)



**ROBYN BENTON** **1**

5-9 – Sr. – G  
Conyers, Ga.  
(Greater Atlanta Christian/Auburn)




**JAZMINE MASSENGILL** **3**

6-0 – Sr. – G  
Chattanooga, Tenn.  
(Hamilton Heights Christian/Tenn.)




**KRISTEN CRENSHAW-GILL** **4**

5-9 – Fr. – G  
Youngstown, Ohio  
(Valley Christian HS)



**BLAIR GREEN** **5**

6-0 – Sr. – G  
Harlan County, Ky.  
(Harlan County HS)



**RHYNE HOWARD** **10**

6-2 – Sr. – G  
Cleveland, Tenn.  
(Bradley Central HS)



**JADA WALKER** **11**

5-7 – Fr. – G  
Richmond, Va.  
(Bradley Central HS)



**TREASURE HUNT** **12**

6-2 – So. – G  
Chattanooga, Tenn.  
(Hamilton Heights Christian)




**NYAH LEVERETTER** **21**

6-3 – So. – F  
Blythewood, S.C.  
(Westwood HS)



**EMMA KING** **34**

5-10 – Jr. – G  
Stanford, Ky.  
(Lincoln County HS)




**DRE'UNA EDWARDS** **44**

6-2 – R-Jr. – F  
Compton, Calif.  
(Liberty HS/Utah)



**KYRA ELZY** **IHC**

Head Coach  
(2nd season/10th overall  
at Kentucky)




**NIYA BUTTS** **AHC**

Associate Head Coach  
(11th overall season at  
Kentucky)



**AMBER SMITH** **AC**

Assistant Coach  
(11th overall season at  
Kentucky)



**GAIL GOESTENKORS** **AC**

Assistant Coach  
(1st season at Kentucky)



**AMY TILLEY** **AAD**

Asst. AD/Director of Ops.  
(12th overall at UK)





## 2021-22 TEAM PHOTO



**Front Row (L-R):** Niya Butts, Jada Walker, Jazmine Massengill, Rhyne Howard, Kyra Elzy, Blair Green, Robyn Benton, Erin Toller (dismissed from team in October), Gail Goestenkors; **Second Row (L-R):** Passion Richardson, Amy Tilley, Lee Taylor, Amber Smith, Emma King, Dre'una Edwards, Olivia Owens, Nyah Leveretter, Treasure Hunt, DeNesha Stallworth, Tiffany Hayden, Aisha Foy; **Back Row (L-R):** Declan Maloney, Ethan Howard, Dashaun Williams, JT Orem, Daniel Boice, Carrie Marshall, Courtney Jones, Kim Troxall

## 2021-22 SUPPORT STAFF



**SANDY BELL**

Executive Associate AD/  
SWA & Student Development



**DANIEL BOICE**

Director of Player  
Development



**EVAN CRANE**

Assoc. Director of Athletics  
Communications and  
Public Relations



**LIN DUNN**

Special Assistant to the  
Head Coach



**AISHA FOY**

Director of Recruiting





## 2021-22 SUPPORT STAFF



DYLAN HARDESTY

Student Athletic Trainer



TIFFANY HAYDEN

Academic Counselor/  
WBB Administrator



DR. ROBERT HOSEY

Head Team Physician



ETHAN HOWARD

Manager



KIM IRWIN

Director of Ticket Systems  
& Finance



COURTNEY JONES

Sr. Athletic Trainer  
(WBB, Rifle)



TASA LEOSO

Graduate Assistant -  
Marketing




CARRIE MARSHALL

Staff Support Associate



AYANNA PARKER

Assistant Director of Operations -  
Memorial Coliseum



JT OREM

Manager



DECLAN MALONEY

Manager



PASSION RICHARDSON

Academic Counselor



DENESHA STALLWORTH

Coaching Video Coordinator



KATE STOESS

Marketing Director



LEE TAYLOR

Head Strength and Conditioning Coach



KYLIE THOMPSON

Recruiting Assistant



SOMMER THOMAS

Athletics Communications  
and Public Relations  
Assistant



KIM TROXALL

Creative Director  
WBB



DASHAUN WILLIAMS

Manager





# 2021-22 SCHEDULE

<u>Date</u>	<u>Opponent</u>	<u>TV</u>	<u>Site</u>	<u>Time</u>
Fri., Oct. 15	<b>BIG BLUE MADNESS</b>	SEC Network	<b>Rupp Arena at Central Bank Center</b>	<b>7 p.m.</b>
Thurs., Nov. 4	<b>LEE UNIVERSITY [EXHIBITION]</b>		<b>Memorial Coliseum</b>	<b>7 p.m.</b>
Tues., Nov. 9	<b>PRESBYTERIAN</b>	SEC Network+	<b>Memorial Coliseum</b>	<b>7 p.m.</b>
Thurs., Nov. 11	<b>NORTH ALABAMA</b>	SEC Network+	<b>Memorial Coliseum</b>	<b>7 p.m.</b>
Sun., Nov. 14	at Indiana	ESPN	Bloomington, Indiana	5 p.m.
Sun., Nov. 21	<b>WINTHROP</b>	SEC Network+	<b>Memorial Coliseum</b>	<b>2 p.m.</b>
Sat., Nov. 27	<b>LA SALLE UNIVERSITY</b>	SEC Network+	<b>Memorial Coliseum</b>	<b>8:30 p.m.</b>
Wed., Dec. 1	<b>WEST VIRGINIA^</b>	SEC Network+	<b>Memorial Coliseum</b>	<b>7 p.m.</b>
Sun., Dec. 5	<b>MERRIMACK COLLEGE</b>	SEC Network+	<b>Memorial Coliseum</b>	<b>2 p.m.</b>
Thurs., Dec. 9	<b>DEPAUL</b>	SEC Network	<b>Rupp Arena at Central Bank Center</b>	<b>7 p.m.</b>
Sun, Dec. 12	at Louisville&	ESPN	Louisville, Kentucky	1 p.m.
Fri., Dec. 17	<b>MORGAN STATE</b>	SEC Network+	<b>Memorial Coliseum</b>	<b>7 p.m.</b>
Sun., Dec. 19	<b>USC UPSTATE</b>	SEC Network+	<b>Memorial Coliseum</b>	<b>2 p.m.</b>
Thurs., Dec. 30	at Auburn*	SEC Network+	Auburn, Alabama	8 p.m.
Mon., Jan. 3	<b>MISSISSIPPI STATE*</b>	SEC Network	<b>Memorial Coliseum</b>	<b>7 p.m.</b>
Thurs., Jan. 6	<b>GEORGIA*</b>	SEC Network+	<b>Memorial Coliseum</b>	<b>7 p.m.</b>
Sun., Jan. 9	at South Carolina*	ESPN	Columbia, South Carolina	1 p.m.
Sun., Jan. 16	at Tennessee*	ESPN	Knoxville, Tennessee	3 p.m.
Thurs., Jan. 20	<b>FLORIDA*</b>	SEC Network	<b>Memorial Coliseum</b>	<b>7 p.m.</b>
Sun., Jan. 23	<b>OLE MISS*</b>	SEC Network	<b>Rupp Arena at Central Bank Center</b>	<b>Noon</b>
Thurs., Jan. 27	at Vanderbilt*	TBD	Nashville, Tennessee	8 p.m.
Sun., Jan. 30	at LSU*	SEC Network	Baton Rouge, Louisiana	2 p.m.
Sun., Feb. 6	<b>TEXAS A&amp;M*</b>	ESPN2	<b>Memorial Coliseum</b>	<b>Noon</b>
Thurs., Feb. 10	<b>SOUTH CAROLINA*</b>	ESPN	<b>Memorial Coliseum</b>	<b>7 p.m.</b>
Sun., Feb. 13	at Alabama*	SEC Network	Tuscaloosa, Alabama	2 p.m.
Thurs., Feb. 17	<b>VANDERBILT*</b>	SEC Network+	<b>Memorial Coliseum</b>	<b>7 p.m.</b>
Sun., Feb. 20	at Arkansas*	SEC Network	Fayetteville, Arkansas	2 p.m.
Thurs., Feb. 24	at Missouri*	SEC Network+	Columbia, Missouri	8 p.m.
Sun., Feb. 27	<b>AUBURN*</b>	SEC Network	<b>Memorial Coliseum</b>	<b>4 p.m.</b>
March 2-6	SEC Tournament (N1)	SECN/ESPN	Nashville, Tennessee	TBD
March 18-21	NCAA 1st & 2nd Rounds (N2)	ESPN	Top 16 seeds sites	TBD
March 25-28	NCAA Regionals (N3)	ESPN	Predetermined sites	TBD
April 1 & 3	NCAA Final Four (N4)	ESPN	Minneapolis, Minnesota	TBD

\* denotes SEC game; ^ denotes SEC/Big 12 Challenge; & denotes ESPN Jimmy V Classic

game times are EASTERN STANDARD TIME and subject to change due to TV selection.

All home games are BOLD/ALL CAPS and will be played at Memorial Coliseum unless noted otherwise.

N1 – SEC Tournament – Nashville, Tennessee (Bridgestone Arena); N2 – NCAA First & Second Rounds – TBD; N3 – NCAA Regionals – Bridgeport, Connecticut (Webster Bank Arena), Greensboro, North Carolina (Greensboro Coliseum), Spokane, Washington (Spokane Veterans Memorial Arena), Wichita, Kansas (Intrust Bank Arena); N4 – NCAA Final Four – Minneapolis, Minnesota (Target Center)



# HISTORY AND TRADITIONS

## KENTUCKY FIGHT SONG

On, on U of K,  
we are right for the fight today,  
Hold that ball and hit that line,  
Every Wildcat star will shine,  
We'll fight, fight, fight,  
For the blue and white,  
As we roll to that goal, varsity,  
And we'll kick, pass and run,  
'til the battle is won,  
And we'll bring home the victory.

## MY OLD KENTUCKY HOME

The sun shines bright  
on my old Kentucky home,  
'Tis summer, the people are gay;  
The corntop's ripe  
and the meadow's in the bloom,  
While the birds make music all the day.  
(Chorus)  
Weep no more, my lady!  
Oh! Weep no more today!  
We will sing one song  
for my old Kentucky home,  
For my old Kentucky home far away.  
The young folks roll  
on the little cabin floor,  
All merry, all happy, and bright;  
By-n-by hard times  
come a-knocking at the door,  
Then my old Kentucky home, good-  
night!

## UK ALMA MATER

Hail Kentucky, Alma Mater!  
Loyal sons and daughters sing;  
Sound her praise with voice united;  
To the breeze her colors fling.  
To the Blue and White be true;  
Badge triumphant age on age;  
Blue, the sky that o'er us bends;  
White, Kentucky's stainless page.

## WILDCATS NICKNAME

The nickname "Wildcats" became synonymous with UK shortly after a 6-2 football victory at Illinois on Oct. 9, 1909. Commandant Philip Carbusier, then head of the military department, told a group of students in a chapel service following the game that the Kentucky football team had "fought like wildcats." The nickname grew in popularity and was adopted by the university.

## MASCOTS

The Wildcat mascot originated during the 1976-77 year at Kentucky. Gary Tanner was the original Wildcat, entertaining fans at Commonwealth Stadium, Rupp Arena and Memorial Coliseum during athletic events. Today, the Wildcat mascot also attends academic functions and generally serves as a friendly ambassador for the University. Scratch, another costumed mascot, was unveiled in August of 1996. During UK games, the Wildcat and Scratch entertain with enthusiastic dances and cheers. In the past, UK had a live wildcat mascot that has resided in the Kentucky Department of Fish and Wildlife's Salato Wildlife Center three miles west of Frankfort on US 60. The most recent live mascot was named "Blue." Through the years, UK has had other official live mascots with colorful names. Records indicate that the first wild animal, named "Tom," was given to the University in 1921. Other live mascots followed, including "TNT," "Whiskers," "Hot Tamale" and "Colonel."

## SINGING THE FIGHT SONG

Matthew Mitchell introduced a new tradition to the Kentucky women's basketball team when he became the head coach in 2007. After each victory, the Wildcats gather at mid-court and sing the UK Fight Song with the fans. That tradition has continued under Kyra Elzy.

## CHEER AND DANCE TEAMS

The UK Cheer and Dance programs are recognized as two of the finest programs in America. On the UK campus, they are recognized as some of the finest athletes in the University's sports programs, and as public relations ambassadors of UK and the entire Commonwealth of Kentucky. The Kentucky cheerleading squad won an unprecedented 24th national cheerleading championship in 2019 at the competition sponsored by the Universal Cheerleaders Association.

## SENIOR DAY

Senior Day at Kentucky has become one of the most celebrated ceremonies in college basketball. Honoring the senior class, UK's

event is one of the most elaborate and moving programs of its kind. The pregame ceremony begins with player introductions. Once they all have burst through banners bearing their likenesses, their families join them at center court. Then the state song, "My Old Kentucky Home," is sung as the home crowd bids farewell.

## BLUE AND WHITE

The University of Kentucky adopted blue and white as its official colors in 1892. Originally, however, UK students had decided on blue and light yellow prior to the Kentucky-Centre College football game on December 19, 1891. The shade of blue, which is close to a royal blue, was chosen when a student asked the question, "What color blue?" At the time, Richard C. Stoll (who lettered in football at UK in 1889-94) pulled off his necktie and held it up. The students then adopted that particular shade of blue. A year later, UK students officially dropped the light yellow color for white.

## THE BIG BLUE NATION

UK fans, also referred to as the Big Blue Nation, are known for the electric atmosphere they create at all athletic events. Not only do the players feed off of their energy, but opposing teams often fear the intimidating roar of the UK crowd. For the 11th straight season, the University of Kentucky women's basketball team ranked in the top 20 nationally in average attendance, sitting 19th overall with 4,756 fans per home game during the 2019-20 season. The 2020-21 season did not count because NCAA attendance records were not kept due to the COVID-19 pandemic. UK averaged 6,454 fans in 2015-16, which was the second-best mark in program history behind 6,727 during the 2013-14 season. Throughout 17 home games – two played inside historic Rupp Arena – Kentucky accumulated a total season attendance of 80,853, eclipsing the 80,000 mark for the 11th straight season. Kentucky has averaged 4,500 or more fans every year since 2009-10.

## UK PEP BAND

With more than 80 members, the University of Kentucky pep band is one of the largest in the nation. Performing at both home football and basketball games, the pep band has been named by Southern Living magazine as one of the "top 10 bands in the South." The Alumni Band, composed of former UK band members, also is an important part of the UK WBB experience. The Alumni Band plays at several home games each year.





# MEMORIAL COLISEUM RECORDS

- The Coliseum covers an entire city block and has as much space as a seven-story office building. It currently has a capacity of 8,000.
- The Coliseum was built in 1950 and serves as a memorial to every Kentuckian who lost their life serving their country.
- A massive new LED video board spanning approximately 1,800 square feet with dimensions of 30 feet by 60 feet was installed in the fall of 2018.
- Wildcat fans are passionate about their basketball, that's why UK has ranked in the nation's top 20 and in the SEC's top four in attendance 11 straight years.
- The Cats are 160-28 (.851) at home over the last 10 seasons (including 12 games in Rupp Arena).
- UK averaged 4,756 fans per game in 2019-20 which ranked 19th nationally.
- UK drew 116,164 fans for its home games in 2015-16 the second-highest total attendance in school history.

## TOP 20 SINGLE-GAME ATTENDANCE RECORDS

1.	10,622	Old Dominion	2/05/83
2.	8,429	Tennessee	1/29/04
3.	8,223	Auburn	2/18/83
4.	8,200	Tennessee	2/09/83
5.	8,130	Tennessee	1/23/00
6.	7,965	Tennessee	3/3/13
7.	7,963	Louisville	12/11/13
8.	7,961	Tennessee	1/12/12
9.	7,951	Louisville	12/4/11
10.	7,888	Florida	1/22/12
11.	7,871	Alabama	1/29/12
12.	7,742	South Carolina	2/2/10
13.	7,646	LSU	2/13/11
14.	7,643	Mississippi State	2/20/05
15.	7,589	Arkansas	2/21/16
16.	7,565	Ole Miss	1/14/07
17.	7,560	South Carolina	3/1/15
18.	7,429	Ole Miss	2/2/12
19.	7,407	Tennessee	1/29/15
20.	7,278	Tennessee	1/17/08

! - SEC Tournament Championship

## YEAR-BY-YEAR IN MEMORIAL (SINCE 1976-77)

1976-77	7-2
1977-78	13-3
1978-79	5-7
1979-80	11-1
1980-81	15-0
1981-82	16-2
1982-83	15-2
1983-84	11-6
1984-85	10-5
1985-86	13-2
1986-87	8-5
1987-88	12-4
1988-89	9-4
1989-90	10-2
1990-91	10-3
1991-92	9-4
1992-93	10-3
1993-94	9-4
1994-95	7-5
1995-96	6-5
1996-97	4-6
1997-98	7-4
1998-99	7-3
1999-2000	7-5
2000-01	5-7
2001-02	3-8
2002-03	7-5
2003-04	6-6
2004-05	12-4
2005-06	9-2
2006-07	8-3
2007-08	9-4
2008-09	11-6
2009-10	17-0
2010-11	13-2
2011-12	17-0
2012-13	15-1
2013-14	14-3
2014-15	13-3
2015-16	14-2
2016-17	16-3
2017-18	9-4
2018-19	13-3
2019-20	13-2
2020-21	9-2
<b>Total:</b>	<b>470-161 (.744)</b>

## YEAR-BY-YEAR HOME ATTENDANCE FIGURES

Year	Games	Total Att.	Avg.
2020-21	13	16,416	1,263
2019-20 (19th)	17	80,853	4,756
2018-19 (18th)	18	85,807	4,767
2017-18 (15th)	16	82,984	5,187
2016-17 (14th)	20	104,252	5,213
2015-16 (8th)	18	116,164	6,454
2014-15 (7th)	17	108,436	6,379
2013-14 (9th)	19	121,089 !	6,727 !
2012-13 (11th)	17	104,447	6,144
2011-12 (13th)	18	113,068	6,282
2010-11 (11th)	15	95,453	6,364
2009-10 (17th)	17	95,615	5,624
2008-09 (21st)	17	75,194	4,423
2007-08 (23rd)	18	85,769	4,765
2006-07 (14th)	15	87,943	5,863
2005-06 (20th)	15	77,411	5,161
2004-05 (20th)	19	90,663	4,772
2003-04 (17th)	14	72,553	5,182
2002-03	13	22,024	1,694
2001-02	11	12,681	1,153
2000-01	12	17,746	1,479
1999-00	12	29,643	2,470
1998-99	10	18,443	1,844
1997-98	11	15,728	1,430
1996-97	10	6,817	682
1995-96	11	8,456	769
1994-95	13	15,540	1,195
1993-94	13	17,649	1,358
1992-93	13	19,511	1,501
1991-92	13	17,087	1,314
1990-91	14	16,011	1,143
1989-90	14	18,777	1,341
1988-89	13	14,575	1,121
1987-88	16	13,400	837
1986-87	13	18,025	1,386
1985-86	16	18,887	1,180
1984-85	16	23,990	1,499
1983-84	17	18,880	1,110
1982-83	17	61,975	# 3,645
1981-82	19	41,000	2,158
1980-81	15	29,224	1,948

! New Season Record; # Led the nation; Years include games at Rupp Arena • 1974-79 attendance not available

## HOME COURT WINNING STREAKS

Games	Began	Ended	
1.	34	Feb. 13, 2011	Feb. 3, 2013
2.	30	Feb. 12, 1980	Jan. 31, 1982
3.	25	March 19, 2009	Jan. 9, 2010
4.	19	Feb. 23, 1982	Feb. 9, 1983
5.	14	Feb. 27, 2014	Jan. 29, 2015
	14	Jan. 31, 1990	Jan. 27, 1991
7.	13	Jan. 30, 1984	Jan. 13, 1985
8.	11	Feb. 7, 1987	Jan. 7, 1988
	11	Feb. 10, 1979	Feb. 2, 1980
10.	10	Nov. 19, 2004	Jan. 27, 2005



# MEMORIAL COLISEUM RECORDS

## TEAM

	Kentucky	Opponent
Points in a game	121 vs. Kentucky State - 11/24/89	102, Miami (OH) - 12/21/02
Points in a half	64 (2nd) vs. Miami - 2/8/86	64 (2nd), Tennessee - 2/18/88
Margin of victory	77 vs. Kentucky State - 11/24/89	72, Tennessee - 1/21/01
Field goals	53 vs. Kentucky State - 11/24/89	42, Tennessee - 1/21/01
Field goals att.	92 vs. Kentucky State - 11/24/89/Morehead St. - 11/18/15	90, Memphis State, 1/31/82
Field goal pct.	71.4 vs. Alabama - 2/7/87	70.2, Vanderbilt - 1/11/01
3-PT goals	14 vs. Mississippi State - 1/8/12	11, 3X, last Arkansas - 2/15/18
3-PT goals att.	32, twice, last vs. Morehead State - 11/21/19	36, Arkansas, 2/15/18
3-PT goal pct.	85.7 vs. Florida - 2/11/89	87.5 (7-of-8), Georgia - 2/27/2020
Free throws	36 vs. Louisville - 12/20/09	31, Austin Peay - 11/15/98
Free throws att.	52 vs. Louisville - 12/20/09	49, Austin Peay - 11/15/98
Free throw pct.	100.0 (11-11) vs. Furman - 12/6/08	100.0, Louisville - 2/22/00/1.000, Auburn - 1/17/16
Rebounds	67 vs. Wright State - 3/22/14/Morehead St. - 11/18/16	63, Tennessee - 1/21/01
Assists	33 vs. Michigan - 1/23/82	29, Louisville - 2/23/82; Tennessee - 2/28/82
Turnovers	35 vs. Tennessee - 1/14/96	49, Arkansas-Pine Bluff - 12/11/11
Blocked shots	19 vs. North Carolina A&T - 12/6/05	13, Georgia - 1/7/18
Steals	25 vs. Jacksonville St. - 11/15/11, Arkansas PB - 12/21/10	20, Memphis State - 12/4/93
Personal fouls	33 vs. Indiana - 12/7/93	36, Marquette - 12/2/89

## INDIVIDUAL

	Kentucky	Opponent
Points in a game	42, Valerie Still vs. Charleston - 12/19/82	39, Cornelia Gayden, LSU - 2/26/94
	42, Makayla Epps vs. Mississippi State - 2/12/15	39, Victoria Vivians, Mississippi State - 2/12/15
Field goals	18, Makayla Epps vs. Mississippi State - 2/12/15	16, Tanya Haave, Tennessee - 2/9/83
Field goal att.	30, Makayla Epps vs. Mississippi State - 2/12/15	29, Daphne Smith, Detroit - 2/26/86
		29, Victoria Vivians, Mississippi State - 2/12/15
3-PT goals	7, Sara Potts vs. High Point - 1/06/04	6, Sandy Brown, Tennessee - 2/25/88
	7, Sara Potts vs. Chattanooga - 3/20/05	6, 2x, last Asia Durr - 12/17/17
	7, Rhyne Howard vs. Southern - 11/11/18	
	7, Rhyne Howard vs. Tennessee - 1/5/2020	
3-PT goals att.	17, Shandra Roberts vs. USC - 1/24/96	17, Sandy Brown, Tennessee - 2/25/88
3-PT goals pct.	100.0, Kristi Cushenberry (5-of-5) vs. Alabama - 2/17/89	100.0, Courtney Boylan, Michigan (4-of-4) - 11/15/08
(min. 3 made)	100.0, Carly Ormerod (4-of-4) vs. LSU - 12/18/05	100.0, Gabby Connally, Georgia (4-of-4) - 2/27/2020
	100.0, Keyla Snowden (5-of-5) vs. Florida - 2/18/10	100.0, Chauntal Battle, Samford (3-of-3) - 12/18/19
	100.0, Keyla Snowden (4-of-4) vs. Mississippi Valley State - 11/27/11	
Free throws	15, Bernisha Pinkett (15-of-18) vs. Vanderbilt - 1/23/11	15, Druecilla Conners, Morehead St. - 12/20/87
Free throws att.	18, Bernisha Pinkett (15-of-18) vs. Vanderbilt - 1/23/11	19, Druecilla Conners, Morehead St. - 12/20/87
Rebounds	27, Valerie Still vs. National College - 2/9/82	25, Anne Donovan, ODU - 2/5/83
Assists	16, P.J. Hedges vs. Cincinnati - 1/15/82	12, Lea Henry, Tennessee - 2/28/82
Blocked shots	6, Jody Runge vs. Memphis State - 1/31/82	8, A'ja Wilson, South Carolina - 1/14/16
	6, Azia Bishop vs. Tenn. St - 12/28/14	
	6, Alexis Jennings vs. Oklahoma - 3/21/16	
Steals	11, Leslie Nichols vs. U of L - 2/14/86	11, M. Marciniak, Tennessee - 1/14/96

## MISCELLANEOUS

Most Home Wins In Season:	18 - 2011-12 (17-0 Memorial and 1-0 Rupp Arena)
Largest Attendance in Memorial:	10,622 vs. Old Dominion, 2/5/83
<i>Note: Memorial Coliseum Records (since 1980-81)</i>	





# RUPP ARENA RECORDS

## SINGLE-GAME ATTENDANCE RECORDS - RUPP ARENA

(Since 1978)

1.	23,706	#2/2 Duke	12/22/13
2.	22,075	#8/9 Baylor	11/17/14
3.	18,488	DePaul	12/7/12
4.	17,150	#13 Duke	12/20/15
5.	14,508	#6/5 Duke	12/8/11
6.	14,425	Louisville	12/10/15
7.	13,689	#1 Tennessee	1/26/06
8.	13,225	Arizona State	12/11/16
9.	11,256	#7 Louisville	12/15/19
10.	10,390	#7 Rutgers	1/12/80
11.	10,192	Louisville	12/28/05
12.	10,031	Florida	02/03/19
13.	9,120	Alabama	2/26/06
14.	8,921	#7 Tennessee	12/31/17
15.	8,335	#9 LSU	1/27/08
16.	7,128	Arkansas	2/18/07
17.	7,126	#11 Georgia	2/15/07
18.	6,629	Auburn	1/19/06
19.	6,521	#10 South Carolina	1/21/18
20.	6,348	Arkansas-Pine Bluff	12/17/06

- Rupp Arena is entering its 47th season.
- An awesome structure in sight and scope, the arena is divided into two seating areas. The lower level features 10,000 cushioned theater seats while the upper arena has new chairback seats on the sidelines. The latter can be visually isolated to provide more natural setting for small shows.
- The Wildcats command an exclusive and updated state-of-the-art locker room, while other amenities include six team-size dressing rooms and eight smaller units.
- In 2013-14, UK set the new single-game attendance record when 23,706 fans saw UK face No. 2 Duke in Rupp Arena on Dec. 22, 2013. The attendance marked the largest crowd ever to see a college women's hoops game in the Commonwealth — the previous mark was 22,152 for the first Kentucky-Louisville game played in the KFC Yum! Center on Dec. 5, 2010.
- In 2015-16, Kentucky packed 17,150 fans in Rupp Arena on Dec. 20 against Duke, which was the fourth-largest home crowd in program history. On Dec. 10, the Wildcats had 14,425 fans at the historic arena, which was the sixth-largest home crowd in school history.
- Kentucky is scheduled to play two games inside Rupp Arena this season.

## RUPP ARENA ALL-TIME RESULTS - 30-19 (.612)

### 1977 (0-1)

Feb. 14	Northern	83-89	Lost
---------	----------	-------	------

### 1979 (1-0)

Feb. 10	Detroit-Mercy	80-61	Won
---------	---------------	-------	-----

### 1979-80 (3-0)

Dec. 8	Carson-Newman	96-58	Won
Dec. 15	Indiana	102-52	Won
Jan. 12	Rutgers	97-78	Won

### 1980 (1-0)

Dec. 13	Carson-Newman	93-54	Won
---------	---------------	-------	-----

### 1981 (1-0)

Dec. 8	Indiana	83-68	Won
--------	---------	-------	-----

### 1984 (1-0)

Nov. 27	Ohio State	74-61	Won
---------	------------	-------	-----

### 1986 (0-1)

Jan. 8	Ole Miss	69-72	Lost
--------	----------	-------	------

### 1989-90 (1-1)

Dec. 4	Indiana	76-48	Won
Jan. 27	Ole Miss	64-71	Lost

### 1990 (1-0)

Dec. 15	Dayton	95-68	Won
---------	--------	-------	-----

### 1995 (1-0)

Jan. 4	Florida	63-55	Won
--------	---------	-------	-----

### 2002-03 (1-0)

Jan. 2	Marshall	75-42	Won
--------	----------	-------	-----

### 2003-04 (1-1)

Nov. 25	North Carolina	59-75	Lost
Dec. 3	Louisville	84-80 (OT)	Won

### 2004-05 (3-0)

Dec. 21	Nicholls State	106-51	Won
Dec. 30	Wake Forest	66-61	Won
Jan. 13	Georgia	71-63	Won

### 2005-06 (2-2)

Dec. 28	Louisville	55-64	Lost
Jan. 19	Auburn	57-71	Lost
Jan. 26	Tennessee	66-63	Won
Feb. 26	Alabama	80-60	Won

### 2006-07 (2-2)

Dec. 17	Ark-Pine Bluff	83-46	Won
Jan. 25	Mississippi State	75-83 (2OT)	Lost
Feb. 15	Georgia	72-82 (OT)	Lost
Feb. 18	Arkansas	87-60	Won

### 2007-08 (1-4)

Nov. 30	WKU	74-78 (OT)	Lost
Dec. 20	Louisville	65-80	Lost
Jan. 27	LSU	46-72	Lost
Feb. 7	Ole Miss	69-54	Won
March 2	South Carolina	57-65	Lost

### 2011-12 (1-0)

Dec. 8	Duke	72-65	Won
--------	------	-------	-----

### 2012-13 (1-0)

Dec. 7	DePaul	96-64	Won
--------	--------	-------	-----

### 2013-14 (0-1)

Dec. 22	Duke	61-69	Lost
---------	------	-------	------

### 2014-15 (1-0)

Nov. 17	Baylor	74-64	Won
---------	--------	-------	-----

### 2015-16 (2-0)

Dec. 10	Louisville	72-54	Won
Dec. 20	Duke	71-61	Won
Mar. 25	Washington	72-85	Lost*

### 2016-17 (0-1)

Dec. 11	Arizona State	73-71ot	Lost
---------	---------------	---------	------

### 2017-18 (0-3)

Dec. 31	Tennessee	63-49	Loss
Jan. 21	South Carolina	81-64	Loss
Feb. 4	LSU	72-70	Loss

### 2018-19 (2-0)

Nov. 15	Virginia	63-51	Won
Feb. 3	Florida	62-51	Won

### 2019-20 (1-1)

Dec. 11	Winthrop	91-36	Won
Dec. 15	Louisville	67-66	Loss

### 2020-21 (2-0)

Jan. 28	Alabama	81-68	Won
Feb. 11	Tennessee	71-56	Won

\* Note: The Washington game in 2015-16 is not allowed to count towards UK's home record since it was an NCAA Regional.



# RUPP ARENA RECORDS

## TEAM

	<b>Kentucky</b>	<b>Opponent</b>
Points in a game	106 vs. Nicholls State - 12/21/04	89, Northern Kentucky - 2/14/77
Points in a half	60 (1st) vs. Nicholls State - 12/21/04	50, Washington - 3/25/16
Margin of victory	55 vs. Nicholls State - 12/21/04 55 vs. Winthrop - 12/11/19	26, LSU - 1/27/08
Field goals	43 vs. Carson-Newman - 12/13/80	33, Washington - 3/25/16
Field goal att.	79 twice, vs. DePaul - 12/7/12 and Carson-Newman - 12/13/80	79, Rutgers - 1/12/80
Field goal pct.	60.9 vs. Nicholls State - 12/21/04	60.4, South Carolina - 1/21/18
3-PT goals	13 vs. Winthrop - 12/11/19	11, Wake Forest - 12/30/04/Washington - 3/25/16
3-PT goals att.	23 vs. Winthrop - 12/11/19	32, Louisville - 12/3/03
3-PT goals pct.	69.2 vs. Marshall - 1/2/03	47.4, Alabama - 2/26/06
Free throws	31 vs. Rutgers - 1/12/80	24 (twice) Rutgers - 1/12/80, Georgia - 2/15/07
Free throw att.	47 vs. Rutgers - 1/12/80	35, Dayton - 12/15/90
Free throw pct.	95.8 vs. Wake Forest - 12/30/04	94.7, Georgia - 1/13/05
Rebounds	65 vs. Rutgers - 1/12/80	52, Dayton - 12/15/90
Turnovers	22, twice, last vs. Dayton - 12/15/90	39, Carson-Newman - 12/8/79
Blocked Shots	9 vs. Nicholls State - 12/21/04	13, Auburn - 1/19/06
Steals	21 vs. Carson-Newman - 12/13/80	13, Carson-Newman - 12/8/79 13, Indiana - 12/4/89
Personal Fouls	27 (twice) vs. Dayton - 12/15/90, Rutgers - 1/12/80	34, Rutgers - 1/12/80
Assists	20 vs. Ohio State - 11/27/84	23, South Carolina - 1/21/18

## INDIVIDUAL

	<b>Kentucky</b>	<b>Opponent</b>
Points	32, Valerie Still vs. Rutgers - 1/12/80	32, Jennifer Gillom, Ole Miss - 1/8/86
Field goals	13, Valerie Still vs. Rutgers - 1/12/80	14, Talia Walton, Washington - 3/25/16
Field goal att.	27, Valerie Still vs. Rutgers - 1/12/80	25, Talia Walton, Washington - 3/25/16
3-PT goals	6, Jenny Pfeiffer vs. Alabama - 2/26/06	6, Cotella Bond-Young, Wake Forest - 12/30/04
3-PT goals att.	12, Jenny Pfeiffer vs. Alabama - 2/26/06	15, Sara Nord, Louisville - 12/3/03
Free throws	11, Taylor Murray vs. Florida - 2/3/19	10, Shawn Goff, Ole Miss - 2/7/08
Free throw att.	13, Taylor Murray vs. Florida - 2/3/19	15, Shawn Goff, Ole Miss - 2/7/08
Rebounds	25, Valerie Still vs. Rutgers - 1/12/80	17, Chantel Osahor, Washington - 3/25/16
Assists	11, Sandy Harding vs. Ohio State - 11/27/84	13, Tyasha Harris, South Carolina - 1/21/18
Blocked Shots	5, Sarah Elliott vs. Louisville - 12/20/07	7, Marita Payne, Auburn - 1/19/06
Steals	8, Malinka Salhi vs. Indiana - 12/4/89	6, Holly Warlick, Tennessee - 1/28/78





# 2020-21 GAME-BY-GAME RESULTS

Record:	Overall	Home	Away	Neutral	Attendance Summary	Games	Totals	Avg/Game
All Games	18-9	11-2	5-5	2-2	HOME	13	16416	1263
Conference	9-6	5-2	4-4	1-1	AWAY	10	11384	1138
Non-Conference	9-3	6-0	1-1	1-1	NEUTRAL	4	1264	316
					TOTAL	27	29064	4515

DATE	OPPONENT	SCORE	ATTEND	HIGH POINTS	HIGH REBOUNDS
11/25/2020	Murray State	W 86-60	1200	(30) PATTERSON, Chasity	(6) PATTERSON, Chasity
11/29/2020	Belmont	W 70-50	1200	(27) EDWARDS, Dre'una	(15) EDWARDS, Dre'una
12/03/2020	at Kansas State	W 60-49	502	(16) EDWARDS, Dre'una	(12) EDWARDS, Dre'una
12/03/2020	Indiana	W 72-68	1200	(22) HOWARD, Rhyne	(10) EDWARDS, Dre'una
12/09/2020	Marshall	W 79-45	1200	(17) GREEN, Blair	(8) EDWARDS, Dre'una
12/13/2020	Samford	W 88-54	1200	(16) PATTERSON, Chasity	(7) HOWARD, Rhyne
12/16/2020	DePaul	L 82-86	0	(22) PATTERSON, Chasity	(12) HOWARD, Rhyne
12/19/2020	Wofford	W 98-37	1200	(19) EDWARDS, Dre'una	(9) OWENS, Olivia
					(9) LEVERETTER, Nyah
12/31/2020	Arkansas *	W 75-64	1200	(24) HOWARD, Rhyne	(10) HOWARD, Rhyne
01/03/2021	at Mississippi State *	W 92-86	1000	(33) HOWARD, Rhyne	(11) EDWARDS, Dre'una
01/07/2021	at Texas A&M *	L 60-77	824	(22) HOWARD, Rhyne	(6) HOWARD, Rhyne
01/10/2021	South Carolina *	L 70-75	1200	(32) HOWARD, Rhyne	(7) HOWARD, Rhyne
					(7) EDWARDS, Dre'una
01/17/2021	Vanderbilt *	W 80-73	1200	(22) GREEN, Blair	(8) EDWARDS, Dre'una
01/21/2021	at Auburn *	W 76-71	578	(18) GREEN, Blair	(8) MCKINNEY, KeKe
01/24/2021	at Tennessee *	L 53-70	2609	(15) PATTERSON, Chasity	(5) OWENS, Olivia
01/28/2021	Alabama *	W 81-68	1533	(16) HOWARD, Rhyne	(8) HOWARD, Rhyne
01/31/2021	Missouri *	W 61-55	1200	(22) HOWARD, Rhyne	(10) HOWARD, Rhyne
02/04/2021	at Ole Miss *	L 60-72	844	(26) HOWARD, Rhyne	(10) HOWARD, Rhyne
02/11/2021	Tennessee *	W 71-56	1683	(21) PATTERSON, Chasity	(7) HOWARD, Rhyne
					(7) WYATT, Tatyana
02/15/2021	at Florida *	W 88-80	659	(31) HOWARD, Rhyne	(9) HOWARD, Rhyne
02/19/2021	LSU *	Cancelled	--	--	--
02/21/2021	at South Carolina *	L 55-76	3500	(12) HOWARD, Rhyne	(6) HOWARD, Rhyne
02/25/2021	at Georgia *	W 62-58	868	(27) HOWARD, Rhyne	(6) WYATT, Tatyana
02/28/2021	Ole Miss *	L 69-73	1200	(21) HOWARD, Rhyne	(16) HOWARD, Rhyne
03/04/2021	Florida #	W 73-64	0	(27) HOWARD, Rhyne	(8) MCKINNEY, KeKe
03/05/2021	Georgia #	L 66-78	1264	(33) HOWARD, Rhyne	(9) MCKINNEY, KeKe
03/21/2021	Idaho State \$	W 71-63	0	(14) HOWARD, Rhyne	(9) HOWARD, Rhyne
				(14) PATTERSON, Chasity	
03/23/2021	Iowa \$	L 72-86	0	(28) HOWARD, Rhyne	

\* = Conference game; @ = Rupp Arena - Lexington, Ky.; ! = 2018 Paradise Jam (St. Thomas, Virgin Island - UVI Sports & Fitness Center)

# = SEC Tournament (Greenville, S.C. - Bon Secours Wellness Arena); \$ = NCAA Tournament First/Second Round (Raleigh, N.C. - Reynolds Coliseum)





# 2020-21 FINAL STATISTICS

## All Games

No. Player	GP	GS	MINS	AVG	FGM	FGA	Record: 18-9				Home: 11-2		Away: 5-5		Neutral: 2-2		REBOUNDS							
							FG%	3FGM	3FGA	3FG%	FTM	FTA	FT%	PTS	AVG	OFF	DEF	TOT	AVG	PF	AST	TO	STL	BLK
10 Howard, Rhyne	24	24	837	34.9	173	390	.444	56	150	.373	95	122	.779	497	20.7	59	115	174	7.3	63	91	51	61	19
15 Patterson, Chasity	27	27	760	28.1	128	273	.469	36	100	.360	44	56	.786	336	12.4	28	45	73	2.7	51	65	34	73	1
44 Edwards, Dre'una	27	11	531	19.7	108	233	.464	12	29	.414	35	55	.636	263	9.7	52	112	164	6.1	69	32	45	24	21
01 Benton, Robyn	26	0	466	17.9	60	158	.380	23	76	.303	29	37	.784	172	6.6	22	42	64	2.5	39	27	32	23	6
03 McKinney, KeKe	26	26	783	30.1	57	149	.383	18	57	.316	23	32	.719	155	6.0	52	78	130	5.0	60	35	29	20	22
05 Green, Blair	27	18	551	20.4	63	143	.441	21	63	.333	15	18	.833	162	6.0	9	34	43	1.6	23	27	24	9	7
13 Massengill, Jazmine	19	8	456	24.0	38	101	.376	13	35	.371	8	13	.615	97	5.1	12	38	50	2.6	29	62	27	17	10
00 Owens, Olivia	25	5	310	12.4	45	94	.479	0	3	.000	19	31	.613	109	4.4	19	50	69	2.8	48	5	36	3	4
14 Wyatt, Tatyana	22	12	320	14.5	32	77	.416	3	7	.429	19	26	.731	86	3.9	23	38	61	2.8	24	6	14	5	6
12 Hunt, Treasure	15	1	193	12.9	21	62	.339	10	32	.313	4	6	.667	56	3.7	10	22	32	2.1	16	10	13	4	5
20 Toller, Erin	5	0	25	5.0	4	9	.444	1	5	.200	2	4	.500	11	2.2	0	2	2	0.4	5	0	8	3	0
23 Roach, Kameron	8	1	52	6.5	4	9	.444	2	2	1.000	0	0	.000	10	1.3	2	3	5	0.6	4	6	6	1	0
21 Leveretter, Nyah	14	0	97	6.9	5	14	.357	0	0	.000	4	9	.444	14	1.0	14	12	26	1.9	14	1	5	0	3
34 King, Emma	5	2	44	8.8	0	12	.000	0	4	.000	2	2	1.000	2	0.4	0	5	5	1.0	5	5	4	2	0
Total	27		5425	200.9	738	1724	.428	195	563	.346	299	411	.727	1970	72.96	343	645	988	36.6	450	372	340	245	104
Opponents			5425	200.9	668	1598	.418	132	426	.310	326	478	.682	1794	66.44	339	667	1006	37.3	397	303	429	148	89

Score By Periods:	1st	2nd	3rd	4th	OT	TOTAL
Kentucky	457	472	487	540	14	1970
Opponents	415	405	482	484	8	1794

## SEC Games

No. Player	GP	GS	MINS	AVG	FGM	FGA	Record: 9-6				Home: 5-2		Away: 4-4		Neutral: 0-0		REBOUNDS								
							FG%	3FGM	3FGA	3FG%	FTM	FTA	FT%	PTS	AVG	OFF	DEF	TOT	AVG	PF	AST	AVG	TO	STL	BLK
10 Howard, Rhyne	14	14	500	35.7	103	239	.431	29	81	.358	67	87	.770	302	21.6	36	75	111	7.9	38	54	3.9	24	31	14
15 Patterson, Chasity	15	15	423	28.2	70	147	.476	23	58	.397	17	22	.773	180	12.0	12	22	34	2.3	26	37	2.5	17	30	1
44 Edwards, Dre'una	15	3	275	18.3	40	104	.385	3	13	.231	23	34	.676	106	7.1	16	58	74	4.9	38	14	0.9	26	8	13
03 McKinney, KeKe	15	15	456	30.4	36	89	.404	16	42	.381	10	14	.714	98	6.5	23	40	63	4.2	37	15	1.0	20	10	9
01 Benton, Robyn	14	0	262	18.7	31	84	.369	14	39	.359	14	20	.700	90	6.4	11	17	28	2.0	23	8	0.6	13	14	3
12 Hunt, Treasure	4	1	70	17.5	7	21	.333	4	11	.364	4	5	.800	22	5.5	5	6	11	2.8	4	3	0.8	3	1	3
05 Green, Blair	15	10	290	19.3	31	65	.477	11	26	.423	7	10	.700	80	5.3	2	17	19	1.3	13	13	0.9	18	4	4
13 Massengill, Jazmine	14	4	318	22.7	25	72	.347	10	27	.370	5	9	.556	65	4.6	6	25	31	2.2	22	47	3.4	16	13	8
14 Wyatt, Tatyana	14	8	211	15.1	23	51	.451	1	3	.333	13	18	.722	60	4.3	15	26	41	2.9	15	5	0.4	11	0	4
00 Owens, Olivia	15	4	181	12.1	22	54	.407	0	2	.000	6	14	.429	50	3.3	7	25	32	2.1	32	1	0.1	22	2	1
23 Roach, Kameron	2	1	5	2.5	0	2	.000	0	0	.000	0	0	.000	0	0.0	1	1	2	1.0	0	0	0.0	0	1	0
34 King, Emma	1	0	10	10.0	0	1	.000	0	0	.000	0	0	.000	0	0.0	0	1	1	1.0	2	1	1.0	1	0	0
21 Leveretter, Nyah	8	0	24	3.0	0	0	.000	0	0	.000	0	0	.000	0	0.0	0	1	1	0.1	3	1	0.1	2	0	0
Total	15		3025	201.7	388	929	.418	111	302	.368	166	233	.712	1053	70.20	161	339	500	33.3	253	199	13.3	181	114	60
Opponents			3025	201.7	393	900	.437	69	214	.322	199	287	.693	1054	70.27	195	393	588	39.2	222	176	11.7	211	77	61

Score By Periods:	1st	2nd	3rd	4th	OT	TOTAL
Kentucky	251	266	247	281	14	1053
Opponents	231	234	294	287	8	1054

## SEC Tournament Games

No. Player	GP	GS	Min	Avg	FG	FGA	Record: 1-1		Home: 0-0		Away: 0-0		Neutral: 1-1		Tot	Avg	PF	FO	A	TO	Blk	Stl	Pts	Avg	
							Pct	3FG	FGA	Pct	FT	FTA	Pct	Off											Def
10 Howard, Rhyne	2	2	74	37.0	23	39	.590	5	10	.500	9	11	.818	4	7	11	5.5	5	0	5	5	2	7	60	30.0
15 Patterson, Chasity	2	2	57	28.5	7	12	.583	2	3	.667	1	2	.500	2	7	9	4.5	9	1	2	6	0	0	17	8.5
13 Massengill, Jazmine	2	2	60	30.0	6	13	.462	2	5	.400	1	2	.500	4	3	7	3.5	3	0	6	5	0	0	15	7.5
12 Hunt, Treasure	2	0	36	18.0	6	12	.500	3	6	.500	0	0	.000	0	7	7	3.5	5	0	4	3	2	2	15	7.5
03 McKinney, KeKe	2	2	70	35.0	4	15	.267	1	6	.167	1	2	.500	8	9	17	8.5	3	0	3	2	2	0	10	5.0
14 Wyatt, Tatyana	2	2	40	20.0	4	10	.400	0	0	.000	0	0	.000	4	3	7	3.5	4	0	1	1	1	0	8	4.0
44 Edwards, Dre'una	2	0	26	13.0	4	16	.250	0	1	.000	0	0	.000	2	5	7	3.5	3	0	0	0	0	1	8	4.0
05 Green, Blair	2	0	21	10.5	2	4	.500	0	2	.000	0	0	.000	0	2	2	1.0	1	0	0	2	0	0	4	2.0
01 Benton, Robyn	2	0	16	8.0	0	5	.000	0	2	.000	2	2	1.000	1	0	1	0.5	3	0	1	1	0	1	2	1.0
TM TEAM.....														1	1	2	1.0	0			1			0	
Total.....	2				56	126	.444	13	35	.371	14	19	.737	26	44	70	35.0	36	1	22	26	7	11	139	69.5
Opponents.....	2				51	126	.405	9	28	.321	31	45	.689	34	43	77	38.5	24	-	17	20	6	10	142	71.0

Score By Periods:	1st	2nd	3rd	4th	OT	TOTAL
Kentucky	25	28	40	46		139
Opponents	34	33	40	35		142





# 2020-21 KENTUCKY SUPERLATIVES

## Kentucky Game Highs

POINTS	98 Wofford (12/19/2020)
FIELD GOALS MADE	39 Wofford (12/19/2020)
FIELD GOAL ATTEMPTS	77 Wofford (12/19/2020)
FIELD GOAL PERCENTAGE	.541 (33-61) Marshall (12/09/2020)
3 PT FIELD GOALS MADE	14 at Mississippi St. (01/03/2021)
3 PT FG ATTEMPTS	28 at Auburn (01/21/2021)
3 PT FG PERCENTAGE	.556 (10-18) Alabama (01/28/2021)
FREE THROWS MADE	20 Ole Miss (02/28/2021)
FREE THROW ATTEMPTS	25 Ole Miss (02/28/2021)
FREE THROW PERCENTAGE	.917 (11-12) South Carolina (01/10/2021)
REBOUNDS	50 Belmont (11/29/2020)
ASSISTS	23 Alabama (01/28/2021), Samford (12/13/20)
STEALS	19 Murray St. (11/25/2020)
BLOCKED SHOTS	8 at South Carolina (02/21/2021), Arkansas (12/31/2020)
TURNOVERS	23 at DePaul (12/16/2020)
FOULS	21 vs Georgia (N) (03/05/2021)

## Kentucky Game Lows

POINTS	53 at Tennessee (01/24/2021)
FIELD GOALS MADE	18 at Tennessee (01/24/2021)
FIELD GOAL ATTEMPTS	52 Indiana (12/06/2020)
FIELD GOAL PERCENTAGE	.286 (18-63) at Tennessee (01/24/2021)
3 PT FIELD GOALS MADE	3 Missouri (01/31/2021)
3 PT FG ATTEMPTS	13 Missouri (01/31/2021)
3 PT FG PERCENTAGE	.150 (3-20) South Carolina (01/10/2021)
FREE THROWS MADE	4 at Texas A&M (01/07/2021)
FREE THROW ATTEMPTS	7 at Texas A&M (01/07/2021)
FREE THROW PERCENTAGE	.429 (6-14) Belmont (11/29/2020)
REBOUNDS	25 at Tennessee (01/24/2021)
ASSISTS	6 vs Georgia (N) (03/05/2021)
STEALS	2 Alabama (01/28/2021)
BLOCKED SHOTS	1, 3x, last at Tennessee (01/24/2021)
TURNOVERS	7 at Tennessee (01/24/2021)
FOULS	11 at Mississippi St. (01/03/2021)

## Opponent Game Highs

POINTS	86, 3x, last vs Iowa (N) (03/23/2021)
FIELD GOALS MADE	.35 vs Iowa (N) (03/23/2021), at Miss. St. (01/03/2021)
FIELD GOAL ATTEMPTS	71 at Mississippi St. (01/03/2021)
FIELD GOAL PERCENTAGE	.574 (35-61) vs Iowa (N) (03/23/2021)
3 PT FIELD GOALS MADE	11 Alabama (01/28/2021)
3 PT FG ATTEMPTS	29 Alabama (01/28/2021)
3 PT FG PERCENTAGE	.556 (10-18) at Florida (02/15/2021)
FREE THROWS MADE	23 vs Georgia (N) (03/05/2021)
FREE THROW ATTEMPTS	.31 Vanderbilt (01/17/2021)
FREE THROW PERCENTAGE	1.000 (6-6) vs Iowa (N) (03/23/2021)
REBOUNDS	56 at Tennessee (01/24/2021)
ASSISTS	24 at DePaul (12/16/2020)
STEALS	13 vs Idaho St. (N) (03/21/2021)
BLOCKED SHOTS	11 Tennessee (02/11/2021)
TURNOVERS	33 Wofford (12/19/2020)
FOULS	20 Ole Miss (02/28/2021)

## Opponent Team Lows

POINTS	37 Wofford (12/19/2020)
FIELD GOALS MADE	13 Wofford (12/19/2020)
FIELD GOAL ATTEMPTS	46 Wofford (12/19/2020)
FIELD GOAL PERCENTAGE	.283 (13-46) Wofford (12/19/2020)
3 PT FIELD GOALS MADE	1 Missouri (01/31/2021)
3 PT FG ATTEMPTS	4 South Carolina (01/10/2021)
3 PT FG PERCENTAGE	.056 (1-18) Missouri (01/31/2021)
FREE THROWS MADE	5 at Kansas St. (12/03/2020)
FREE THROW ATTEMPTS	6 vs Iowa (N) (03/23/2021)
FREE THROW PERCENTAGE	.412 (7-17) Murray St. (11/25/2020)
REBOUNDS	.26 Alabama (01/28/2021), Marshall (12/09/2020)
ASSISTS	5 vs Florida (N) (03/04/2021)
STEALS	3, 3x, last by Tennessee (01/24/2021)
BLOCKED SHOTS	0 Marshall (12/09/2020), Murray St. (11/25/2020)
TURNOVERS	8 vs Georgia (N) (03/05/2021)
FOULS	9 Alabama (01/28/2021)

## Kentucky Individual Highs

Points	33 Rhyne Howard vs Georgia (N) (03/05/2021)
	33 Rhyne Howard at Mississippi St. (01/03/2021)
	.32 Rhyne Howard vs South Carolina (01/10/2021)
	31 Rhyne Howard at Florida (02/15/2021)
	30 Chasity Patterson vs Murray St. (11/25/2020)
Field Goals Made	13 Rhyne Howard vs Georgia (N) (03/05/2021)
	.13 Rhyne Howard vs South Carolina (01/10/2021)
Field Goal Att.	.26 Rhyne Howard at Ole Miss (02/04/2021)
FG Pct (min 5 made)	.857 (6-7) Dre'Una Edwards vs Marshall (12/09/2020)
3-Point FG Made	5 Rhyne Howard vs Iowa (N) (03/23/2021)
3-Point FG Att.	12 Rhyne Howard vs Iowa (N) (03/23/2021)
3-Pt FG Pct (min 4 made)	1.000 (4-4) Rhyne Howard at Georgia (02/25/2021)
Free Throws Made	12 Chasity Patterson vs Murray St. (11/25/2020)
Free Throw Att.	14 Rhyne Howard at Ole Miss (02/04/2021)
FT Pct (min 5 made)	1.000 (6-6) Rhyne Howard at South Carolina (02/21/2021)
	1.000 (6-6) Rhyne Howard vs South Carolina (01/10/2021)
	1.000 (5-5) Rhyne Howard vs Florida (N) (03/04/2021)
Rebounds	16 Rhyne Howard vs Ole Miss (02/28/2021)
Assists	10 Jazmine Massengill at Florida (02/15/2021)
Steals	10 Chasity Patterson vs Wofford (12/19/2020)
Blocked Shots	4 Dre'Una Edwards vs Vanderbilt (01/17/2021)
	4 Dre'Una Edwards at DePaul (12/16/2020)





# 2020-21 GAME-BY-GAME TEAM STATISTICS

Opponent	Date	Score	W/L	FGM-FGA	Pct	3FG-3FGA	Pct	FT-FTA	Pct	OFF	DEF	TOT	AVG	PF	AST	TO	BLK	STL	PTS	AVG
vs Murray St.	11/25/20	86-60	W	30-75 24-65	.400 .369	8-27 5-15	.296 .333	18-22 7-17	.818 .412	15 19	28 29	43 48	43.0 48.0	20 15	16 8	13 32	6 0	19 5	86 60	86.0 60.0
vs Belmont	11/29/20	70-50	W	30-68 17-59	.441 .288	4-20 3-21	.200 .143	6-14 13-20	.429 .650	17 25	33 25	50 37	46.5 42.5	15 15	12 10	15 17	2 2	8 7	70 50	78.0 55.0
at Kansas St.	12/03/20	60-49	W	23-63 18-49	.365 .367	5-23 8-22	.217 .364	9-12 5-9	.750 .556	16 8	24 25	40 33	44.3 39.3	11 12	10 11	9 18	2 3	13 3	60 49	72.0 53.0
vs Indiana	12/06/20	72-68	W	23-52 28-68	.442 .412	8-16 3-11	.500 .273	18-22 9-15	.818 .600	8 14	29 24	37 38	42.5 39.0	18 17	12 10	13 9	5 2	5 3	72 68	72.0 56.8
vs Marshall	12/09/20	79-45	W	33-61 14-46	.541 .304	7-22 3-20	.318 .150	16-10 14-20	.600 .700	12 8	28 18	40 26	42.0 36.4	16 17	20 7	12 17	1 0	6 6	79 45	73.4 54.4
vs Samford	12/13/20	88-54	W	33-64 19-53	.516 .358	11-26 5-21	.423 .238	11-15 11-13	.733 .846	11 11	23 17	34 28	40.7 35.0	17 16	23 9	11 21	3 1	10 5	88 54	75.8 54.3
at DePaul	12/16/20	82-86	L	33-72 34-68	.458 .500	6-24 7-18	.250 .389	10-15 11-12	.667 .917	20 9	26 22	46 31	41.4 34.4	19 16	15 24	23 18	6 2	16 10	82 86	76.7 58.9
vs Wofford	12/19/20	98-37	W	39-77 13-46	.506 .283	7-23 3-15	.304 .200	13-15 8-16	.867 .500	19 10	26 19	45 29	41.9 33.8	19 16	17 7	10 33	5 3	18 5	98 37	79.4 56.1
vs Arkansas	12/31/20	75-64	W	29-58 24-62	.500 .387	10-20 5-21	.500 .238	7-11 11-17	.636 .647	12 13	25 15	37 28	41.3 33.1	17 12	15 9	16 10	8 3	4 5	75 64	78.9 57.0
at Mississippi St.	01/03/21	92-86	W	30-61 35-71	.492 .493	14-28 7-17	.500 .412	18-22 9-10	.818 .900	8 9	27 25	35 34	40.7 33.2	11 19	17 12	12 11	3 1	6 5	92 86	80.2 59.9
at Texas A&M	01/07/21	60-77	L	26-57 27-56	.456 .482	4-17 5-11	.235 .455	4-7 18-19	.571 .947	6 9	20 26	26 35	39.4 33.4	20 9	11 14	16 14	1 4	10 6	60 77	78.4 61.5
vs South Carolina	01/10/21	70-75	L	28-74 30-64	.378 .469	3-20 2-4	.150 .500	11-12 13-21	.917 .619	15 17	16 29	31 46	38.7 34.4	20 13	10 6	13 18	7 10	12 6	70 75	77.7 62.6
vs Vanderbilt	01/17/21	80-73	W	28-61 24-59	.459 .407	10-21 2-11	.476 .182	14-22 23-31	.636 .742	10 13	26 24	36 37	38.5 34.6	20 17	17 7	14 13	6 3	5 6	80 73	77.8 63.4
at Auburn	01/21/21	76-71	W	28-59 27-68	.475 .397	10-28 5-19	.357 .263	10-15 12-16	.667 .750	11 17	27 24	38 41	38.4 35.1	14 15	20 13	15 14	2 2	9 7	76 71	77.7 63.9
at Tennessee	01/24/21	53-70	L	18-63 29-61	.286 .475	7-24 5-12	.292 .417	10-13 7-11	.769 .636	12 21	13 35	25 56	37.5 36.5	14 11	9 19	7 17	1 4	12 3	53 70	76.1 64.3
vs Alabama	01/28/21	81-68	W	30-57 25-58	.526 .431	10-18 11-29	.556 .379	11-15 7-13	.733 .538	7 5	30 21	37 26	37.5 35.8	12 9	23 16	12 9	5 3	2 5	81 68	76.4 64.6
vs Missouri	01/31/21	61-55	W	22-60 20-52	.367 .385	3-13 1-18	.231 .056	14-20 14-19	.700 .737	8 8	22 27	30 35	37.1 35.8	19 20	7 9	12 13	3 1	5 4	61 55	75.5 64.0
at Ole Miss	02/04/21	60-72	L	21-66 27-57	.318 .474	6-26 2-6	.231 .333	12-19 16-27	.632 .593	16 18	18 31	34 49	36.9 36.5	21 19	12 15	8 14	3 7	10 4	60 72	74.6 64.4
vs Tennessee	02/11/21	71-56	W	28-67 22-62	.418 .355	10-20 3-11	.500 .273	5-9 9-18	.556 .500	11 15	27 27	38 42	36.9 36.8	15 10	17 7	9 16	5 11	11 4	71 56	74.4 64.0
at Florida	02/15/21	88-80	W	36-67 30-58	.537 .517	8-18 10-18	.444 .556	8-13 10-18	.615 .556	13 15	17 21	30 36	36.6 36.8	12 13	12 15	9 15	4 1	7 6	88 80	75.1 64.8
at South Carolina	02/21/21	55-76	L	20-57 28-65	.351 .431	5-18 4-11	.278 .364	10-11 16-24	.909 .667	8 20	22 29	30 49	36.3 37.3	21 15	12 10	12 11	8 6	4 5	55 76	74.1 65.3
at Georgia	02/25/21	62-58	W	22-56 21-53	.393 .396	6-14 3-18	.429 .167	12-19 13-18	.632 .722	12 11	24 25	36 36	36.3 37.3	18 20	8 13	15 17	2 3	10 5	62 58	73.6 65.0
vs Ole Miss	02/28/21	69-73	L	22-66 24-54	.333 .444	5-17 4-8	.294 .500	20-25 21-25	.800 .840	12 4	25 34	37 38	36.3 37.3	19 20	9 11	11 19	2 2	7 6	69 73	73.4 65.3
vs Florida	03/04/21	73-64	W	30-61 26-67	.492 .388	6-16 4-17	.375 .235	7-9 8-16	.778 .500	14 19	24 18	38 37	36.4 37.3	15 13	16 5	15 12	2 2	7 5	73 64	73.4 65.3
at Georgia	03/05/21	66-78	L	26-65 25-59	.400 .424	7-19 5-11	.368 .455	7-10 23-29	.700 .793	12 15	20 25	32 40	36.2 37.4	21 11	6 12	11 8	5 4	4 5	66 78	73.1 65.8
vs Idaho St.	03/21/21	71-63	W	24-63 22-57	.381 .386	8-18 7-22	.444 .318	15-18 12-18	.833 .667	16 9	29 25	45 34	36.5 37.3	13 16	13 10	19 18	3 5	12 13	71 63	73.0 65.7
vs Iowa	03/23/21	72-86	L	26-74 35-61	.351 .574	7-27 10-19	.259 .526	13-16 6-6	.813 1.000	22 10	16 27	38 37	36.6 37.3	13 11	13 14	8 15	4 4	13 4	72 86	73.0 66.4
Kentucky Opponents	-	-	-	738-1724 668-1598	.428 .418	195-563 132-426	.346 .310	299-411 326-478	.727 .682	343 339	645 667	988 1006	36.6 37.3	450 397	372 303	340 429	104 89	245 148	1970 1794	73.0 66.4





# DEPARTED SENIORS

## #3 KEKE MCKINNEY

SEC Academic Honor Roll (2018, 2019, 2020, 2021)  
SEC Community Service Team (2020, 2021)

### 2020-21 (Senior)

In the season opener against Murray State, McKinney scored six points and posted three rebounds, four steals, two blocks and two assists ... Rallied a double-double against Belmont, scoring 10 points and grabbing 10 boards, also recording two assists and a steal ... Recorded 33 minutes at Kansas State, grabbing eight boards and two steals ... Grabbed five rebounds against then-No. 13 Indiana, dishing out three assists and blocking two shots ... Did not compete against Marshall due to a shoulder injury ... Grabbed five rebounds and dished out five assists vs. Samford ... Had a big game against then-No. 10 Arkansas, recording 10 points on 4-of-7 shooting, including a 3-pointer, while also recording seven rebounds and a steal, a block and an assist ... Had a big game at then-No. 12 Mississippi State, scoring a season-high 11 points on 4-of-6 from the field and 3-of-4 from the arc, adding four rebounds, two assists and two steals ... Recorded 12 points, five rebounds and one steal at then-No. 8 Texas A&M ... Had a solid scoring night in just 28 minutes against Vanderbilt, scoring 11 points on 4-of-6 from the field, including 3-of-4 from the arc, adding three assists ... Scored seven points, including a 3-pointer, against Alabama at Rupp Arena, adding six rebounds, two assists and two blocks ... Scored three points against Tennessee at Rupp Arena on a 3-pointer, adding three rebounds, an assist, a block and a steal ... Tied her career high in points at Florida, scoring 13 points on 6-of-10 shooting and 1-of-3 from long range, adding four rebounds and a steal ... Flirted with a double-double against Florida in the second round of the SEC Tournament, scoring 10 points on 4-of-9 shooting and a 3-pointer, adding eight rebounds and two assists ... Followed that performance up against Georgia in the quarterfinals, grabbing nine rebounds, dishing out one assist and blocking one shot ... Grabbed five rebounds, dished out two assists and drained one 3-pointer in Kentucky's NCAA Tournament First Round win against Idaho State.

### 2019-20 (Junior)

Great season for the Wildcats in the post, finishing with 6.5 points and 4.7 rebounds per game ... Led Kentucky in blocks with 42, while adding 34 assists and 23 steals ... Hit 23 3-pointers during the year ... Scored 10 or more points four times and made three or more 3s twice ... Had one double-double while leading UK in rebounding seven times and in blocks 18 times ... Led Kentucky with a career-high four assists and four blocked shots at Middle Tennessee, added six rebounds ... Recorded her first double-double in her career with 10 points and 10 rebounds against Stetson, added four assists and two blocks... Scored nine points with six rebounds, three steals and four blocks against Grambling State... Scored 12 points against Austin Peay going 5-of-7 from the field, adding four rebounds... Recorded nine points against Louisville, went 3-of-5 from long range... McKinney played 29 minutes scoring a career-high 13 points on 6-of-6 from the field and 1-of-1 from the arc, adding a team-high eight rebounds... Scored nine points against Alabama, grabbing six boards and recording a career-tying five blocks...

Went 3-of-7 from the arc against South Carolina, tying a career high in 3s made... Scored 10 points at Vanderbilt, adding a team-best seven rebounds.

### 2018-19 (Sophomore)

Played in 31 of the team's 33 games missing two due to injury ... Started 28 games averaging 4.3 points and 4.9 rebounds per game while earning a team-best 29 blocks with 33 steals and 34 assists ... Recorded five or more rebounds in 18 games while she had seven or more in nine games ... Posted a season-best 10 rebounds against South Carolina ... Scored five or more points in 15 games with two double-digit scoring performances ... Had three or more blocks in four games including a season-best five blocks against Middle Tennessee ... Hit 33.1 percent from the field knocking down 11 3s ... Led UK in rebounding nine times during the season and in blocks 13 times ... Scored 10 points vs. USF in first game of Paradise Jam, including two 3s ... Posted five rebounds in final game of Paradise Jam vs. UNC ... Played 27 minutes vs. MTSU, scored a career-high 13 points on 6-of-10 shooting and a 3, recorded a career-high five blocks, charted three boards, two assists and a steal ... Led the Wildcats with three steals and one block at LSU, posted five boards and six points, including a 3 in the final 20 seconds to secure a Kentucky win.

### 2017-18 (Freshman)

Played in 30 games with 17 starts averaging 20 minutes per game ... Averaged 4.7 points and 3.7 rebounds per game ... Added 13 3-pointers, 20 assists, 20 steals and 14 blocks ... Scored 10 or more points four times all during conference play ... Led Kentucky in rebounding six times, in blocks six times and in steals three times ... Had five or more rebounds in 13 games and scored seven or more points 12 times ... First double-figure performance was 12 points with seven rebounds against South Carolina before 12 points and five rebounds against Alabama ... Had 10 points, including two 3s, against LSU ... Scored 11 points going 4-for-4 from the charity stripe against Arkansas at home ... Had a season-best 12 rebounds at Arkansas adding six points ... Missed both games in the SEC Tournament due to injury ... Averaged 6.0 points and 4.6 rebounds per game during league play ... Recorded a career-high four assists vs. Auburn to go with nine points and seven boards ... Strong from the free-throw line going 23-for-30 during the year.

KeKe McKinney's Career Stats

Year	GP-GS	MIN	FG-FGA	PCT	3FG-FGA	PCT	FT-FTA	PCT	OFF-DEF	TOT-AVG	PF-FO	A	TO	BLK	ST	PTS-AVG
2017-18	30-17	601-20.0	52-136	.382	13-48	.271	23-30	.767	45-65	110-3.7	61-2	20	45	14	20	140-4.7
2018-19	31-28	754-24.3	52-157	.331	11-55	.200	18-32	.563	62-90	152-4.9	62-0	34	40	29	33	133-4.3
2019-20	26-23	755-29.0	67-137	.489	23-55	.418	11-22	.500	50-72	122-4.7	49-0	34	34	42	23	168-6.5
2020-21	26-26	783-30.1	57-149	.383	18-57	.316	23-32	.719	52-78	130-5.0	60-0	35	29	22	20	155-6.0
Total	113-94	2893-25.6	228-579	.394	65-215	.302	75-116	.647	209-305	514-4.5	232-2	123	148	107	96	596-5.3



# DEPARTED SENIORS

## #15 CHASITY PATTERSON

### SEC Sixth Player of the Year by league coaches (2020)

#### 2020-21 (Senior)

In the season opener against Murray State, Patterson scored a game-high 30 points on 8-of-13 shooting, 2-of-4 3FG and 12-of-13 FT, while also recording a career-high six rebounds and eight steals ... Became the first UK player since A'dia Mathies in November 2011 to record eight or more steals in a game ... Played for 38 minutes against Belmont, scoring 10 points on 5-of-12 shooting, while forcing three steals and dishing out two assists... At Kansas State, scored 11 points on 5-of-11 shooting and dished out two assists ... Produced a solid stat line on the floor against then-No. 13 Indiana, scoring 13 points on 5-of-12 shooting and 1-of-1 from long range, while also grabbing a career-high seven rebounds and dishing out a career-high six assists, forcing two steals ... Led Kentucky in scoring vs. Samford, earning 16 points on 6-of-10 shooting and three 3-pointers, while also recording seven steals and earning four assists ... Led Kentucky in scoring at DePaul, scoring 22 points on 8-of-16 shooting, including two 3-pointers, and forced eight steals and dished out three assists ... Earned the first double-double of her career on 17 points and 10 steals, also dishing out four assists, against Wofford ... Patterson is the second player in program history to record 10 or more steals in a game. Leslie Nichols holds the program record with 11 steals vs. UofL on Feb. 14, 1986 ... Patterson and Nichols are also the only players in school history to record eight or more steals in three or more games in a season. Nichols accomplished the feat during the 1985-86 season ... Scored 12 points against then-No. 5 South Carolina, adding four assists and two steals ... Flirted with a triple-double against Vanderbilt, scoring 16 points on 7-of-12 shooting, adding seven rebounds and seven assists ... Scored seven points at Auburn, but added five assists, four steals and three rebounds ... Named to 2021 Naismith Women's Defensive Player of the Year Watch List on Jan. 26, while leading the nation with 60 steals at the time ... Played for 29 minutes against Tennessee at Rupp Arena, scoring 21 points on 9-of-16 shooting and 3-of-5 from long range, adding five rebounds ... Scored 13 points on 5-of-8 shooting and 3-of-4 from long range, adding three steals, at Florida ... Played for 33 minutes at Georgia, scoring 15 points and adding three steals ... Put up 18 points vs. Ole Miss on 5-of-10 shooting and 2-of-3 from the arc ... Combined for 17 points, nine rebounds and two assists in two games at the SEC Tournament ... Tied for the team lead in scoring in Kentucky's NCAA Tournament First Round win against Idaho State, recording 14 points, adding three rebounds and two steals.

#### 2019-20 (Junior)

Played in 19 games for Kentucky averaging 11.5 points per game while hitting 44.4 percent from the field and 30.7 percent from long range ... Went 37-of-44 from the free-throw line ... Had 25 steals and 29 assists during the year ... Scored 10 or more points in 10 games, 15 or more in six games, 20 or more in three games and two games of 25 or more ... Had two or more steals in seven games and led UK in steals five times ... Led UK in scoring twice and in assists five times ... Saw her first career playing time for the Wildcats at Cal, coming off the bench to play 24

minutes, scoring nine points and leading the team with four steals... Scored 15 points at South Carolina and led UK with two assists and three steals... Scored 20 points at Florida, going 7-of-14 from the field and 3-of-7 from 3, also leading UK with four steals and two assists... Patterson scored 25 points against Florida at home and led UK with four steals... Scored 11 points against Alabama, adding four assists and three rebounds... Scored a career-best 32 points at Arkansas on 11-of-17 FG and 5-of-7 3FG, adding four rebounds... Scored 15 points vs. Mississippi State, going 6-of-11 from the field and 3-of-4 from the line ... Also had 15 points at Ole Miss with a career-best five assists and recorded her first block at Kentucky... Scored 13 points against Mississippi State in the SEC Tournament semifinals, going 5-of-10 from the field, including two 3s, adding two steals and two rebounds.

#### at Texas

Spent her freshman season at Texas, helping the Longhorns to the NCAA Tournament Sweet 16 by averaging 2.8 points in 7.6 minutes per game ... Played in one game during the 2018-19 season at Texas, scoring six points in nine minutes going 2-of-4 from the field and 1-of-2 from long range with two rebounds.

### Chasity Patterson's Career Stats

Year	GP-GS	MIN	FG-FGA	PCT	3FG-FGA	PCT	FT-FTA	PCT	OFF-DEF	TOT-AVG	PF-FO	A	TO	BLK	ST	PTS-AVG
*2017-18	24-0	182-7.6	25-61	.410	6-27	.222	11-17	.647	2-26	28-1.2	19-0	15	14	3	5	67-2.8
*2018-19	1-0	9-9.0	2-4	.500	1-2	.500	1-2	.500	0-2	2-2.0	0-0	1	0	0	1	6-6.0
2019-20	19-0	370-19.5	79-178	.444	23-75	.307	37-44	.841	11-30	41-2.2	38-0	29	31	2	25	218-11.5
2020-21	27-27	760-28.1	128-273	.469	36-100	.360	44-56	.786	28-45	73-2.7	51-2	65	34	1	73	336-12.4
Total	71-27	1321/18.6	234-516	.453	66-204	.324	93-119	.782	41-103	144-2.0	108-2	110	79	6	104	627-8.8

\* at Texas



# DEPARTED SENIORS

## #23 KAMERON ROACH

### SEC Academic Honor Roll (2018, 2019, 2020, 2021)

#### 2020-21 (Senior)

Played in eight games ... Hit a 3 vs. Marshall and scored five points against Samford ... Earned her first career start on senior day vs. Ole Miss, grabbing one defensive rebound.

#### 2019-20 (Junior)

Did not play as she returned from injury.

#### 2018-19 (Sophomore)

Played in 13 games averaging 4.2 minutes per game ... Saw six minutes in the season opener vs. Alabama State with three steals, four rebounds and reported her first 3 in a game ... Played five minutes vs. Southern, recorded two points on her only attempt and added a rebound ... Recorded seven minutes vs. High Point, tallied one rebound, one assist and one steal ... Saw eight minutes vs. Morehead State and charted three rebounds ... Played seven minutes vs. WCU, scored two points, charted one rebound and an assist.

#### 2017-18 (Freshman)

Played in 15 games during the season averaging 7.3 minutes per game ... Saw a season-high 16 minutes against Sacramento State with three assists, one steal and six points going 4-of-4 from the charity stripe ... Had four points on 2-of-2 shooting and added two defensive boards in nine minutes vs. Gardner-Webb. ... Also had four points against Evansville and Miami (Fla.).

### Kamron Roach's Career Stats

Year	GP-GS	MIN	FG-FGA	PCT	3FG-FGA	PCT	FT-FTA	PCT	OFF-DEF	TOT-AVG	PF-FO	A	TO	BLK	ST	PTS-AVG
2017-18	15-0	109-7.3	10-26	.385	0-4	.000	4-4	1.000	1-6	7-0.5	13-0	4	15	1	3	24-1.6
2018-19	13-0	54-4.2	4-19	.211	1-2	.500	1-2	.500	5-5	10-0.8	8-0	5	7	0	5	10-0.8
2019-20									DNP-Injury							
2020-21	8-1	52-6.5	4-9	.444	2-2	1.000	0-0	.000	2-3	5-0.6	4-0	6	6	0	1	10-1.3
Total	36-1	215-6.0	18-54	.333	3-8	.375	5-6	.833	8-14	22-0.6	25-0	15	28	1	9	44-1.2





# DEPARTED SENIORS

## #14 TATYANA WYATT

SEC Academic Honor Roll (2018, 2019, 2020, 2021)

### 2020-21 (Senior)

Made her first start this season against Alabama at Rupp Arena, scoring a season-high nine points on 3-of-4 shooting and 3-of-4 from the line, adding one assists, one block and one rebound ... Played a season-high 21 minutes against Tennessee at Rupp Arena, scoring seven points, including one 3-pointer, and grabbing seven boards ... Contributed a solid eight points at Florida on 3-of-5 shooting and 2-of-2 from the line, while adding five rebounds... At Georgia, rallied for a season-high 11 points on 3-of-8 shooting and 5-of-6 from the charity stripe, adding a team-high six rebounds ... In the quarterfinals of the SEC Tournament against Georgia, she rallied six points on 3-of-6 shooting, grabbing four rebounds and blocking one shot ... Contributed five points, five rebounds and a season-high two steals in Kentucky's NCAA Tournament First Round win against Idaho State.

### 2019-20 (Junior)

Averaged 6.3 points and 3.7 rebounds per game hitting 39.4 percent from the floor with nine 3s ... Also had 10 blocks and seven steals ... Scored 10 or more points in five games while she led UK in rebounding six time and in blocks three times ... In season opener against Mount St. Mary's, scored 10 points and added five rebounds ... Scored nine points and 10 rebounds, adding a block, against Stetson... Recorded 10 points and led Kentucky with eight rebounds against Morehead State... Posted nine points with five rebounds against Austin Peay... Scored 10 points and six rebounds against Winthrop, and went 2-of-2 from long range... Scored 12 points with five rebounds against Louisville, went 2-of-3 from long range... Led Kentucky with eight rebounds at Cal... Recorded eight points and six rebounds vs. Mississippi State ... Scored nine points going 4-of-7 from the field at Ole Miss... Scored a season-high 14 points vs. Tennessee in the SEC Tournament quarterfinals, going 7-of-10 from the field and grabbing three rebounds.

### 2018-19 (Sophomore)

Played and started 32 of the Wildcats' 33 games averaging 20.2 minutes per game ... Posted 6.9 points per game with 3.8 rebounds per game ... Added 38 assists, 17 blocks and 16 steals ... Had 10 or more points in eight games and 15 or more points in two games ... Led UK in scoring once during the year, scoring 17 points at Georgia, while she led UK in rebounding three times and in blocks eight times ... Had five or more rebounds in 13 games including accomplishing the feat in four of her last six games ... Hit nine 3s during the year and shot 40.6 percent from the field overall ... Shined vs. WCU, playing 20 minutes with 16 points on 8-of-10 from the field and six rebounds ... Added to Kentucky's rebounding success vs. Sacred Heart, charting seven boards, while also posting five points and two blocks ... Contributed nine points and a 3 on her only attempt at LSU adding three rebounds and a block ... Scored in double figures vs. LSU with 12 points adding five defensive rebounds and two blocks ... Followed with 10 points vs. Texas A&M marking back-to-back double-figure games for the first time this season ... Led UK in scoring at Georgia with 17 points, the only Wildcat in

doubles figures ... Had UK's only block in the game and grabbed four rebounds ... Had 12 points going 4-of-4 from the field against Princeton in the NCAA Tournament with five boards.

### 2017-18 (Freshman)

Missed eight games due to injury during the season but played in 24 games with four starts throughout the season ... Averaged 6.6 points and 3.5 rebounds per game ... Shot 42.2 percent from the field and 32.6 percent from long range hitting 15 3-pointers ... Scored 10 or more points seven times leading Kentucky in scoring once ... Led UK in rebounding four times, in steals once and in blocks twice ... Had five or more rebounds seven times ... Started the year with 13 points on 5-of-6 shooting against Sacramento State ... Had 12 points against Tennessee Tech with three blocks and two assists ... Recorded her first career double-double against Evansville with 20 points and 10 rebounds, which was the first 20-10 game of the year for UK ... Had 11 points in her first career start at FGCU ... Made her third career start at Florida, adding six points and a career-high six defensive rebounds ... Came off the bench to score 11 points and hit a season-best three 3s against Arkansas with all three 3s coming in the second half after the Razorbacks had tied the game ... Hit a 3 in 11 games and scored at least one point in every game she played but one.

Tatyana Wyatt's Career Stats

Year	GP-GS	MIN	FG-FGA	PCT	3FG-FGA	PCT	FT-FTA	PCT	OFF-DEF	TOT-AVG	PF-FO	A	TO	BLK	ST	PTS-AVG
2017-18	24-4	404-16.8	57-135	.422	15-46	.326	30-43	.698	35-48	83-3.5	49-1	7	21	8	8	159-6.6
2018-19	32-32	645-20.2	82-202	.406	9-32	.281	48-72	.667	49-73	122-3.8	99-4	5	38	17	16	221-6.9
2019-20	29-20	498-17.2	65-165	.394	9-24	.375	20-37	.541	40-67	107-3.7	73-3	6	33	10	7	159-5.5
2020-21	22-12	320-14.5	32-77	.416	3-7	.429	19-26	.731	23-38	61-2.8	24-0	6	14	6	5	86-3.9
Total	107-68	1867-17.4	236-579	.408	36-109	.330	117-178	.657	147-226	373-3.5	245-8	24	106	41	36	625-5.8

2020-21 GAME REVIEWS

#11 KENTUCKY 86, MURRAY STATE 60 - FINAL

Nov. 25, 2020 • Lexington, Ky. (Memorial Coliseum)

NCAA Official Basketball Box Score - Final Murray State at Kentucky 11/25/2020 Women's Basketball

#11 KENTUCKY 70, BELMONT 50 - FINAL

Nov. 29, 2020 • Lexington, Ky. (Memorial Coliseum)

NCAA Official Basketball Box Score - Final Belmont at Kentucky 11/29/2020 Women's Basketball

#11 KENTUCKY 60, KANSAS STATE 49 - FINAL

Dec. 6, 2020 • Manhattan, Kan. (Bramlage Coliseum)

NCAA Official Basketball Box Score - Final Kentucky at Kansas St. 12/06/2020 Women's Basketball

MSU UK Points from MSU UK Turnovers 14 40 Points in the Paint 14 14

BU UK Points from BU UK Turnovers 10 12 Points in the Paint 11 11

UK KS Points from UK KS Turnovers 19 7 Points in the Paint 12 12

#11 KENTUCKY 72, #13 INDIANA 68 - FINAL

Dec. 6, 2020 • Lexington, Ky. (Memorial Coliseum)

NCAA Official Basketball Box Score - Final Indiana at Kentucky 12/06/2020 Women's Basketball

#91 KENTUCKY 79, MARSHALL 45 - FINAL

Dec. 9, 2020 • Lexington, Ky. (Memorial Coliseum)

NCAA Official Basketball Box Score - Final Marshall at Kentucky 12/09/2020 Women's Basketball

#9 KENTUCKY 88, SAMFORD 54 - FINAL

Dec. 13, 2020 • Lexington, Ky. (Memorial Coliseum)

NCAA Official Basketball Box Score - Final Samford at Kentucky 12/13/2020 Women's Basketball

IND UK Points from IND UK Turnovers 11 13 Points in the Paint 12 12

MU UK Points from MU UK Turnovers 9 18 Points in the Paint 10 10

SAM UK Points from SAM UK Turnovers 9 32 Points in the Paint 14 14

#9 KENTUCKY 82, #24 DEPAUL 86 - FINAL

Dec. 16, 2020 • Chicago, Ill. (Wintrust Arena)

NCAA Official Basketball Box Score - Final Kentucky at DePaul 12/16/2020 Women's Basketball

#13 KENTUCKY 98, WOFFORD 37 - FINAL

Dec. 19, 2020 • Lexington, Ky. (Memorial Coliseum)

NCAA Official Basketball Box Score - Final Wofford at Kentucky 12/19/2020 Women's Basketball

#13 KENTUCKY 75, #10 ARKANSAS 64 - FINAL

Dec. 31, 2020 • Lexington, Ky. (Memorial Coliseum)

NCAA Official Basketball Box Score - Final Arkansas at Kentucky 12/31/2020 Women's Basketball

KENT DePaul Points from KENT DePaul Turnovers 14 19 Points in the Paint 14 14

WOF UK Points from WOF UK Turnovers 18 56 Points in the Paint 18 18

ARK UK Points from ARK UK Turnovers 21 13 Points in the Paint 18 18



### 2020-21 GAME REVIEWS

## 10 #13 KENTUCKY 92, #12 MISS. STATE 86- FINAL/OT

Jan. 3, 2021 • Starkville, Miss. (Humphrey Coliseum)

Box score for Kentucky vs Mississippi State. Includes team stats, player statistics (KMcK, Ricketts, etc.), and shooting percentages.

Summary statistics for Kentucky vs Mississippi State, including biggest lead, scoring runs, and time with lead.

## 11 #10 KENTUCKY 60, #8 TEXAS A&M 77- FINAL

Jan. 7, 2021 • College Station, Texas (Reed Arena)

Box score for Kentucky vs Texas A&M. Includes team stats, player statistics, and shooting percentages.

Summary statistics for Kentucky vs Texas A&M, including biggest lead, scoring runs, and time with lead.

## 12 #10 KENTUCKY 70, #5 SOUTH CAROLINA 75- FINAL

Jan. 10, 2021 • Lexington, Ky. (Memorial Coliseum)

Box score for Kentucky vs South Carolina. Includes team stats, player statistics, and shooting percentages.

Summary statistics for Kentucky vs South Carolina, including biggest lead, scoring runs, and time with lead.

## 13 #12 KENTUCKY 80, VANDERBILT 73- FINAL

Jan. 17, 2021 • Lexington, Ky. (Memorial Coliseum)

Box score for Kentucky vs Vanderbilt. Includes team stats, player statistics, and shooting percentages.

Summary statistics for Kentucky vs Vanderbilt, including biggest lead, scoring runs, and time with lead.

## 14 #12 KENTUCKY 76, AUBURN 71- FINAL

Jan. 21, 2021 • Auburn, Ala. (Auburn Arena)

Box score for Kentucky vs Auburn. Includes team stats, player statistics, and shooting percentages.

Summary statistics for Kentucky vs Auburn, including biggest lead, scoring runs, and time with lead.

## 15 #12 KENTUCKY 53, #25 TENNESSEE 70- FINAL

Jan. 24, 2021 • Knoxville, Tenn. (Thompson-Boling Arena)

Box score for Kentucky vs Tennessee. Includes team stats, player statistics, and shooting percentages.

Summary statistics for Kentucky vs Tennessee, including biggest lead, scoring runs, and time with lead.

## 16 #15 KENTUCKY 81, ALABAMA 68- FINAL

Jan. 28, 2021 • Lexington, Ky. (Rupp Arena)

Box score for Kentucky vs Alabama. Includes team stats, player statistics, and shooting percentages.

Summary statistics for Kentucky vs Alabama, including biggest lead, scoring runs, and time with lead.

## 17 #15 KENTUCKY 61, MISSOURI 55- FINAL

Jan. 31, 2021 • Lexington, Ky. (Memorial Coliseum)

Box score for Kentucky vs Missouri. Includes team stats, player statistics, and shooting percentages.

Summary statistics for Kentucky vs Missouri, including biggest lead, scoring runs, and time with lead.

## 18 #15 KENTUCKY 60, OLE MISS 72- FINAL

Feb. 4, 2021 • Oxford, Miss. (The Pavilion at Ole Miss)

Box score for Kentucky vs Ole Miss. Includes team stats, player statistics, and shooting percentages.

Summary statistics for Kentucky vs Ole Miss, including biggest lead, scoring runs, and time with lead.



2020-21 GAME REVIEWS

19 #20 KENTUCKY 71, #16 TENNESSEE 56 - FINAL

Feb. 11, 2021 • Lexington, Ky. (Rupp Arena)

Game review for Kentucky vs Tennessee, Feb 11, 2021. Includes team statistics, player stats, and shooting percentages.

20 #17 KENTUCKY 88, FLORIDA 80 - FINAL

Feb. 15, 2021 • Gainesville, Fla. (Exactech Arena)

Game review for Kentucky vs Florida, Feb 15, 2021. Includes team statistics, player stats, and shooting percentages.

21 #17 KENTUCKY 55, SOUTH CAROLINA 76 - FINAL

Feb. 21, 2021 • Columbia, S.C. (Colonial Life Arena)

Game review for Kentucky vs South Carolina, Feb 21, 2021. Includes team statistics, player stats, and shooting percentages.

Game review for Kentucky vs Kentucky, Feb 11, 2021. Includes team statistics, player stats, and shooting percentages.

Game review for Florida vs Florida, Feb 15, 2021. Includes team statistics, player stats, and shooting percentages.

Game review for South Carolina vs South Carolina, Feb 21, 2021. Includes team statistics, player stats, and shooting percentages.

Summary statistics for Kentucky vs Tennessee game.

Summary statistics for Kentucky vs Florida game.

Summary statistics for Kentucky vs South Carolina game.

22 #19 KENTUCKY 62, GEORGIA 58 - FINAL

Feb. 25, 2021 • Athens, Georgia (Stegeman Coliseum)

Game review for Kentucky vs Georgia, Feb 25, 2021. Includes team statistics, player stats, and shooting percentages.

23 #19 KENTUCKY 69, OLE MISS 73 - FINAL

Feb. 28, 2021 • Lexington, Ky. (Memorial Coliseum)

Game review for Kentucky vs Ole Miss, Feb 28, 2021. Includes team statistics, player stats, and shooting percentages.

24 SEC: #17 KENTUCKY 73, FLORIDA 64 - FINAL

Mar. 4, 2021 • Greenville, S.C. (Bon Secours Wellness Arena)

Game review for Kentucky vs Florida, Mar 4, 2021. Includes team statistics, player stats, and shooting percentages.

25 SEC: #17 KENTUCKY 66, #16 GEORGIA 78 - FINAL

Mar. 5, 2021 • Greenville, S.C. (Bon Secours Wellness Arena)

Game review for Kentucky vs Georgia, Mar 5, 2021. Includes team statistics, player stats, and shooting percentages.

26 NCAAAT: #18 KENTUCKY 71, IDAHO STATE 63 - FINAL

Mar. 21, 2021 • San Antonio, Texas (Alamodome)

Game review for Kentucky vs Idaho State, Mar 21, 2021. Includes team statistics, player stats, and shooting percentages.

27 NCAAAT: #18 KENTUCKY 72, IOWA 86 - FINAL

Mar. 23, 2021 • San Antonio, Texas (Bill Greehey Arena)

Game review for Kentucky vs Iowa, Mar 23, 2021. Includes team statistics, player stats, and shooting percentages.

Summary statistics for Kentucky vs Georgia game.

Summary statistics for Kentucky vs Idaho State game.

Summary statistics for Kentucky vs Iowa game.

Summary statistics for Kentucky vs Kentucky game.

Summary statistics for Florida vs Florida game.

Summary statistics for South Carolina vs South Carolina game.

# ALL-TIME LETTERWINNERS

## -A-

Adams, Rita ..... 2000-2003  
 Akhator, Evelyn ..... 2016-17  
 Alcious, Natassia ..... 2004-2007  
 Alexander, Carolyn ..... 1999-2000  
 Ali, Bra'shey ..... 2012  
 Andrew, Audre ..... 1983  
 Anyagaligbo, Ogechi ..... 2016-2020

## -B-

Baker, Stephanie ..... 1993-1995  
 Baluyut, Arlene ..... 1979  
 Barber, Cathy ..... 1980  
 Barnes, Jaye ..... 1998-1999  
 Barnett, Sarah Beth ..... 2011  
 Beickman, Julie ..... 1996  
**Benton, Robyn ..... 2021-Pres.**  
 Bett, Catina ..... 2008-2009  
 Bishop, Azia ..... 2012-2015  
 Bonets, Aisha ..... 2001  
 Bowman, Chanté ..... 2005-2008  
 Boyd, Patrice ..... 1997-1998  
 Boyd, Terry ..... 1978  
 Browning, Pam ..... 1978

## -C-

Camara, Batouly ..... 2016  
 Campbell, Kayla ..... 1991-1994  
 Cann, Makenzie ..... 2016-2018  
 Christman, Stephanie ..... 1998-2000  
 Chowning, Chelsea ..... 2008  
 Coe, Jaycee ..... 2015  
 Cole, Anna ..... 2010  
 Cole, Nae Nae ..... 2018-2020  
 Collins, Lisa ..... 1981-1984  
 Combs, Mitzi ..... 1978  
 Conwright, Maegan ..... 2011-2013  
 Croley, Bebe ..... 1985-1988  
 Cushenberry, Kristi ..... 1989-1992  
 Custard, Mary ..... 1989

## -D-

Daniel, Mia ..... 1990-1993  
 Davis, Tracye ..... 1988-1991  
 Denkins, Kim ..... 1995-1998  
 Donhoff, Maria ..... 1978-1981  
 Dowdell, Tammy ..... 1990  
 Drake, Samantha ..... 2011-2014  
 Dunlap, Victoria ..... 2008-11

## -E-

Eagan ..... 1978  
 Eberhart, Tedra ..... 1991-1994  
 Edelen, Brittany ..... 2007-2009  
 Edelman, Linda ..... 1978-1980  
 Edington, Lori ..... 1980-1982  
**Edwards, Dre'una ..... 2019-Pres.**  
 Elbert, Lynne ..... 1986-1987  
 Elliott, Sarah ..... 2005-2008  
 Ellis, Lisa ..... 1989-1990  
 Ellis, Racquel ..... 2003-2004  
 Embry, Robyn ..... 1997  
 Epps, Makayla ..... 2014-17

Evans, Kastine ..... 2011-2014  
 Everette, Jenerrie ..... 2001-2004

## -F-

Fetter, Denise ..... 1979  
 Fogle, Tayna ..... 1979-1982  
 Foster-Sutton, Vanessa ..... 1989-1990  
 Franklin, Amani ..... 2007-2010  
 Freeman, Shannon ..... 1987

## -G-

Gamble, LaQwasha ..... 2006  
 Garland, Sharon ..... 1980  
 Goin, Jennifer ..... 2003-2004  
 Goss, Bria ..... 2012-2015  
 Goodin-Rogers, Kyvin ..... 2014-2015  
 Grassi, Kristen ..... 2003-2004  
 Gray, Rebecca ..... 2009-2010  
 Gray, Jennifer ..... 1991-1994  
**Green, Blair ..... 2018-Pres.**  
 Greenfield, Carmen ..... 1996  
 Grigsby, Geri ..... 1978-1980

## -H-

Haines, Sabrina ..... 2018-2020  
 Halsel, LaShae ..... 2016-19  
 Hardin, Jessica ..... 2016-2018  
 Harding, Sandy ..... 1984-1987  
 Harper, Linnae ..... 2014-2015  
 Harrell, Davitria ..... 1987-1988  
 Harrison, Dorie ..... 2017-18  
 Hawthorne, Dasieka ..... 2001-2002  
 Hay, Nikki ..... 1997-1998  
 Hedges, Patty Jo ..... 1980-1983  
 Helm, SeSe ..... 2001-2004  
 Henderson, Brittany ..... 2010-2013  
 Higginbotham, Stephanie ..... 1994-1995  
 Hobgood, Jamie ..... 1989-1991  
 Hoskins, Debbie ..... 1988  
**Howard, Rhyne ..... 2018-Pres.**  
 Hudgens, Laurie ..... 1985-1986  
 Humphrey, Jennifer ..... 2003-2007  
**Hunt, Treasure ..... 2021-Pres.**  
 Hurst ..... 1978

## -J-

Jackson, Erica ..... 1999-2000  
 Jackson, Jenn'e ..... 2006-2009  
 Jackson, Vonda ..... 1995-1998  
 Jakubcova, Ivana ..... 2015-2016  
 Jansen, Christina ..... 1993-1996  
 Jennings, Alexis ..... 2015-2016  
 Johnson, Jennifer ..... 1990  
 Jones, Shambrica ..... 2001-2004  
 Jordan, Christie ..... 1991-1994

## -K-

Keith, Rae ..... 1999  
 Killen, Karen ..... 1991-1992  
**King, Emma ..... 2019-Pres.**  
 Koach, Karri ..... 1992-1995  
 Kogoy, Beth ..... 1981

## -L-

Ladson, E'Lisa ..... 2004  
 Langelier, Melissa ..... 2000  
 Leonard, Pattresa ..... 1990-1992  
**Leveretter, Nyah ..... 2021-Pres.**  
 Lewis, Lynnette ..... 1981, 1983-1984  
 Lokie, Kathy ..... 1981-1982  
 Love, Tiundra ..... 1991  
 Lukschu, Liz ..... 1978-1981  
 Lykins ..... 1978

## -M-

Mack, Debbie ..... 1978-1979  
 Mahoney, Samantha ..... 2005-2008  
 Manning, Shawn ..... 1996-1997  
 Martin, Donna ..... 1981-1984  
 Martinez, Natalie ..... 1997-2000  
**Massengill, Jazmine ..... 2021-Pres.**  
 Mathies, A'dia ..... 2010-2013  
 McDole, LaTonya ..... 1999-2002  
 McIntyre, Stacy ..... 1989-1992  
 McKinley, Becky ..... 1993  
 McKinney, KeKe ..... 2017-2021  
 Meadows, Laura ..... 1998-2000  
 Mendeng, Alvine ..... 2001-2002  
 Merrill, Deasia ..... 2019-20  
 Miller, Debbie ..... 1984-1987  
 Miller, Kris ..... 1987-1990  
 Miller, Shelly ..... 1985-1986  
 Mills, Jocelyn ..... 1990-1993  
 Mitchell, Domonique ..... 1996  
 Mjoseh, Jeannie ..... 1978  
 Morris, Maci ..... 2016-19  
 Morrow, Carly ..... 2008-11  
 Mosley, Karen ..... 1983-1986  
 Mountain, Ruth ..... 1989  
 Murray, Taylor ..... 2016-19

## -N-

Naiser, Terri ..... 1982-1983  
 Nichols, Leslie ..... 1983-1986

## -O-

Oden, Debra ..... 1978-1980  
 O'Neill, Jennifer ..... 2011-2015  
 Ormerod, Carly ..... 2006-2009  
 Ousley, Beth ..... 1988  
**Owens, Olivia ..... 2021-Pres.**  
 Owens, Shantia ..... 1999-2000

## -P-

Paschal, Amanda ..... 2017-2020  
 Patterson, Chasity ..... 2019-2021  
 Patterson, Niecee ..... 2002  
 Payne, Danyelle ..... 2002-2005  
 Pennie, Michele ..... 1985-1988  
 Perry, Afton ..... 2004, 2006  
 Peterson, Latasha ..... 1995  
 Pfeiffer, Jenny ..... 2003-2004, 2006-2007  
 Phillips, Angela ..... 2004-2005  
 Pinkett, Bernisha ..... 2011-2014  
 Poffenberger, Paige ..... 2016-19  
 Potter, Rachel ..... 2016



# ALL-TIME LETTERWINNERS

Potts, Sara . . . . . 2002-2005  
Proctor, Cathy . . . . . 1990-1993

**-R-**

Reasor, Rebekah . . . . . 1991-1992  
Reed, Stacey . . . . . 1992-1995  
Riley, Crystal . . . . . 2009-2012  
Rice, Alyssa . . . . . 2015-2018  
Roach, Kameron . . . . . 2017-2021  
Roberts, Chrissy . . . . . 1994-1995  
Roberts, Shaunda . . . . . 1995-1997  
Roddy, Eleia . . . . . 2005-2009  
Roper, Jaida . . . . . 2016-2020  
Rose . . . . . 1983  
Ross, Natasha . . . . . 1998  
Runge, Jody . . . . . 1981-1984

**-S-**

Salhi, Malinka . . . . . 1989-1990  
Sarkalahti, Anne . . . . . 1989-1990  
Schultz, Jenny . . . . . 2002  
Seaton, Tanesha . . . . . 1999-2000  
Shrum, Pam . . . . . 1986-1989  
Sidney, Jelléah . . . . . 2013-2015  
Simpson, Lyssa . . . . . 1994  
Sizemore, Bonnie . . . . . 1979  
Smith, Amber . . . . . 2008-2012  
Snowden, Keyla . . . . . 2009-2012  
Spence, Lora . . . . . 1987-1989  
Stallworth, DeNesha . . . . . 2012-2014  
Stephens, Diane . . . . . 1982-1985  
Stevens, Angel . . . . . 1988-1989  
Stewart, Theresa . . . . . 1989  
Still, Valerie . . . . . 1980-1983  
Stoglin, Stephanie . . . . . 2001-2002  
Stumbo, Stephanie . . . . . 2003-06  
Swarens, Julie . . . . . 1993-1995

**-T-**

Tarantini, Monique . . . . . 1985-1988  
Tate, Keiko . . . . . 2002-2005  
Taylor, Oreonna . . . . . 2006  
Thompson, Janee . . . . . 2013-2016  
Tillman, Tory . . . . . 1996  
Timperman, Janet . . . . . 1978-1979  
Toller, Erin . . . . . 2021

**-U-**

Upton, Laura . . . . . 1978

**-V-**

Vieth, Katie . . . . . 1997-2000

**-W-**

Wait, Tiffany . . . . . 1996-2000  
Walker, Samarie . . . . . 2012-2014  
Wardford, Keeoma . . . . . 1994-1995  
Warren, Melanie . . . . . 1984-1987  
Watkins, Lydia . . . . . 2007-2010  
Webb, Marcia . . . . . 1996  
Whitaker, Jodie . . . . . 1986-1989  
Wise, Lea . . . . . 1980-1983

Wyatt, Tatyana . . . . . 2017-2021

**-Y-**

Young, Kenya . . . . . 1998-1999  
Young, Nikki . . . . . 2000-2001

*Note: Letterwinners begin during the 1977-78 season*

## MISS BASKETBALL & KENTUCKY WBB

Kentucky has been the home to 10 winners of Kentucky's Miss Basketball award. The award, given annually to the top high school basketball player in the state of Kentucky, has been awarded annually since 1976.

### Kentucky Miss Basketball Winners at UK

- 1977 Geri Grigsby, McDowell (1978-80)
- 1980 Lisa Collins, Laurel County (1981-84)
- 1986 Kris Miller, Owensboro Catholic (1987-90)
- 1992 Becky Miller, Bullitt East (1993)
- 2005 Carly Ormerod, Sacred Heart (2006-2009)
- 2007 Rebecca Gray, Scott County (2009-2010)
- 2009 A'dia Mathies, Iroquois (2010-13)
- 2010 Sarah Beth Barnette, Lexington Christian Academy (2011)
- 2013 Makayla Epps, Marion County (2014-Present)
- 2015 Maci Morris, Bell County (Present)





# CATS BY THE NUMBERS



**#0**  
Halsel, LaShae  
O'Neill, Jennifer



**#00**  
Ormerod, Carly  
**Owens, Olivia**



**#1**  
**Benton, Robyn**  
Camara, Batouly  
Haines, Sabrina  
Mathies, A'dia  
Roddy, Eleia



**#2**  
Chowning, Chelsea  
Jakubcova, Ivana  
Poffenberger, Paige  
Sanders, Jackie



**#3**  
Grigsby, Geri  
**Massengill, Jazmine**  
McKinney, KeKe  
Potts, Sara  
Riley, Crystal  
Rowe, Sarah  
Sizemore, Bonnie  
Spencer, Lora  
Taylor, Oreonna  
Thompson, Janee



**#4**  
Adams, Rita  
**Crenshaw-Gill, Kristen**  
Elliott, Sarah  
Martinez, Natalie  
Morris, Maci  
Reed, Stacey  
Snowden, Keyla  
Stephens, Diane



**#5**  
Alexander, Carolyn  
**Green, Blair**  
Grigsby, Geri  
Harding, Sandy  
Hoskins, Debbie  
Johnson, Jennifer  
Morrow, Carly  
Kyvin Goodin-Rogers  
Schultz, Jenny  
Stewart, Theresa



**#10**  
Alcius, Natassia  
Collins, Lisa  
Cowan, Nancy  
Edelman, Linda  
**Howard, Rhyné**  
Lomax, Ali  
McIntyre, Stacy  
Mendeng, Alvine  
Pinkett, Bernisha



**#11**  
Barnette, Sarah Beth  
Everette, Jenerrie  
Koach, Karri  
Mahoney, Samantha  
Malinka, Salhi  
Merrill, Deasia  
Nichols, Leslie  
Potter, Rachel  
Stallworth, DeNesha  
Timperman, Janet  
**Walker, Jada**  
Wait, Tiffany



**#12**  
Cushenberry, Kristi  
**Hunt, Treasure**  
Paschal, Amanda  
Payne, Danyelle  
Sidney, Jelléah  
Simpson, Lyssa  
Still, Valerie  
Watkins, Lydia



**#13**  
Akhator, Evelyn  
Boyd, Terry  
Connolly, Kristin  
Ellis, Lisa  
Fetter, Denisse  
Galloway, Cathy  
Goss, Bria  
Hedges, Patty Jo  
Massengill, Jazmine



**#14**  
Embry, Robyn  
Hobgood, Jamie  
Phillips, Angela  
Sarkalahti, Anne  
Tarantini, Monique  
Wise, Lea  
Wyatt, Tatyana



**#15**  
Edelen, Brittany  
Ellis, Racquel  
Hardin, Jessica  
Harper, Linnae  
Mack, Debbie  
Mitchell, Domonique  
Patterson, Chasity  
Whitaker, Jodie  
Young, Nikki



**#20**  
Browning, Pam  
Bowman, Chanté  
Conwright, Maegan  
Grassi, Kristen  
Harrison, Dorie  
Miller, Shelly  
Poffenberger, Paige  
Tollery, Erin



**#21**  
Anyagaligbo, Ogechi  
Davis, Tracye  
Donhoff, Maria  
Jackson, Jenn'e  
**Leveretter, Nyah**  
Lewis, Karen  
McDole, LaTonya  
Payne, Danyelle  
Postell, Porsha



**#22**  
Adams, Rita  
Andrew, Audre  
Cann, Makenzie  
Barber, Cathy  
Lokie, Kathy  
Pennie, Michele  
Stumbo, Stephanie  
Wardford, Keeoma



**#23**  
Combs, Mitzi  
Custard, Mary  
Galloway, Terri  
Gamble, LaQwesha  
Gray, Rebecca  
Hawthorne, Dasioka  
Hay, Nikki  
Keith, Rae  
Langelier, Melissa  
Leonard, Pattresa  
Roach, Kameron  
Stumbo, Stephanie  
Walker, Samarie



**#24**  
Coe, Jaycee  
Elbert, Lynne  
Foster-Sutton,  
Vanessa  
Jackson, Erica  
Love, Tiundra  
Martin, Donna  
Murray, Taylor  
Smith, Amber



**#25**  
Ali, Bra'Shey  
Barry, Ceal  
Epps, Makayla  
Frankin, Amani  
Goin, Jennifer  
Roberts, Chrissy  
Runge, Jody  
Tillman, Tory  
Vieth, Katie



**#30**  
Barnes, Jaye  
Cole, Anna  
Combs, Mitzi  
Daniel, Mia  
Jones, Shambrica  
Warren, Melaine



**#31**  
Drake, Samantha  
Eberhart, Tedra



**#32**  
Bett, Catina  
Edgington, Lori  
Evans, Kastine  
Humphrey, Jennifer  
Miller, Kris  
Reasor, Rebekah  
Roberts, Shaunda  
Roper, Jaida  
Ross, Natasha



**#33**  
Baluyut, Arlene  
Campbell, Kayla  
Christman, Stephanie  
Deters, Ann  
Greenfield, Carmen  
Kidd, Lisa  
Miller, Debbie  
Naiser, Terri  
Ousley, Beth  
Patterson, Niecee  
Pfeiffer, Jenny



**#34**  
Baker, Stephanie  
Dunlap, Victoria  
Killen, Karen  
**King, Emma**  
Owens, Shantia  
Perry, Afton  
Shrum, Pam



**#35**  
Bonets, Aisha  
Boyd, Patrice  
Grigsby, Geri  
Jennings, Alexis  
McKinley, Becky  
Peterson, Latasha



**#40**  
Harrell, Davitria  
Henderson, Brittany  
Jansen, Christina  
Lewis, Lynnette  
Tate, Keiko  
Young, Kenya



**#41**  
Ladson, E'Lisa  
Runge, Jody  
Webb, Marcia



**#42**  
Hudgens, Laurie  
Mills, Jocelyn  
Seaton, Tanesha



**#43**  
Jordan, Christie  
Kogoy, Beth  
Mjoseh, Jeannie



**#44**  
Beickman, Julie  
Cole, Nae Nae  
**Edwards, Dre'una**  
Freeman, Shannon  
Meadows, Laura  
Mosley, Karen  
Swarens, Julie



**#45**  
Manning, Shawn  
Rice, Alyssa  
Stoglin, Stephanie  
Upton, Laura



**#50**  
Bishop, Azia  
Croley, Bebe  
Garland, Sharon  
Higginbotham,  
Stephanie



**#51**  
Baker, Stephanie  
Jackson, Vonda  
Oden, Debra



**#52**  
Denkins, Kim  
Dowdell, Tammy  
Gray, Jennifer



**#53**  
Helm, SeSe  
Lukschu, Liz  
Manning, Shawn



**#55**  
Fogle, Tanya  
Proctor, Cathy  
Stevens, Angel

Note: Some players wore multiple numbers over the course of their career, all numbers each individual wore are listed. Numbers begin 1978-present. The followings players' numbers were unavailable: Eagan (1978), Hurst (1978), Lykins (1978), Mountain (1989), and Rose (1983).



# WHERE ARE THE CATS FROM?

## ALABAMA (5)

### *Florence*

Karen Killen

### *Birmingham*

Stephanie Stumbo, Jackie Sanders

### *Gadsden*

Catina Bett

### *Madison*

Alexis Jennings

## ARKANSAS (1)

### *Hot Springs*

Tiffany Wait

## ARIZONA (1)

### *Phoenix*

Sabrina Haines

## CALIFORNIA (3)

### *Compton*

Dre'una Edwards

### *Pasadena*

Brittany Henderson

### *Richmond*

DeNesha Stallworth

## CONNECTICUT (1)

### *Salem*

Kastine Evans

## FLORIDA (5)

### *Clearwater*

Michele Pennie

### *Ft. Walton Beach*

Afton Perry

### *Miami*

Ogechi Anyagaligbo

### *Winter Haven*

Moe Gamble, Amber Smith

## GEORGIA (10)

### *Atlanta*

E'Lisa Ladson

### *Chickamauga*

Vanessa Foster-Sutton

### *Columbus*

Tatyana Wyatt

### *Conyers*

Robyn Benton

### *Decatur*

Tedra Eberhart, Amani Franklin

### *Hephzibah*

Niecee Patterson

### *Jonesboro*

Jaye Barnes

### *Lookout Mountain*

Carly Morrow

### *Villa Rica*

Deasia Merrill

## ILLINOIS (7)

### *Altamont*

Caroline Huelskoetter

### *Carmi*

Jennifer Goin

### *Chicago*

Stephanie Christman, Janee Thompson, Linnae Harper

### *East St. Louis*

Rita Adams

### *Elmhurst*

Laurie Hudgens

## INDIANA (7)

### *Austin*

Jodie Whitaker

### *Crown Point*

Nancy Cowan

### *Indianapolis*

Bria Goss

### *North Vernon*

Jenny Pfeiffer

### *Peru*

Arlene Baluyut

### *Portland*

Shannon Freeman

### *Ramsey*

Julie Swarens-Beickman

## IOWA (2)

### *Panora*

Cathy Proctor

### *Waukon*

Jody Runge

## KENTUCKY (81)

### *Alvaton*

Laura Upton

### *Ashland*

Terry Boyd, Nikki Young

### *Barbourville*

Melissa Napier

### *Bardstown*

Samantha Drake

### *Bedford*

Audre Andrew

### *Berea*

Chelsea Chowning

### *Bowling Green*

Selia Helm, LaShae Halse

### *Carlisle*

Kim Denkins

### *Corbin*

Lisa Collins

### *Covington*

Lori Edgington, Katie Vieth

### *Cynthiana*

Mary Custard

### *East McDowell*

Geri Grigsby

### *Eminence*

Chrissy Roberts

### *Florence*

Julie Duerring

### *Georgetown*

Stacy McIntyre, Rebecca Gray

### *Ghent*

Pam Browning

### *Harlan*

Blair Green

### *Hazard*

Stephanie Baker, Carolyn Alexander

### *Henderson*

Nikki Hay

### *Hopkinsville*

Lydia Watkins

### *Jackson*

Angel Stevens

### *Jamestown*

Stephanie Higginbotham

### *Jenkins*

Mitzi Combs

### *Lawrenceburg*

Makenzie Cann

### *Lebanon*

Makayla Epps, Kyvin Goodin-Rogers

### *Lexington*

Debbie Mack, Tayna Fogle, Lea Wise, Donna Martin, Leslie Nichols, Belitta Croley, Lisa Ellis, Tracye Davis, Marcia Webb, Erica Jackson, Nastassia Alcius, Keyla Snowden, Sarah Beth Barnette

### *Liberty*

Debbie Miller

### *London*

Bonnie Sizemore, Sharon Garland, Stacey Reed

### *Louisville*

Carly Ormerod, Janet Timperman, Maria Donhoff, Denise Fetter, Patty Jo Hedges, Diane Stephens, Terri Naiser, Lynne Elbert, Christina Jansen, Latasha Peterson, Domonique Mitchell, A'dia Mathies, Erin Toller

### *Loyall*

Lynnette Lewis

### *Madisonville*

Jamie Hobgood

### *McKee*

Sarah Elliott

### *Manchester*

Vonda Jackson

### *McRoberts*

Debra Oden

### *Mt. Washington*

Sarah Rowe, Becky McKinley

### *Monticello*

Pam Shrum, Jessica Hardin

### *Owensboro*

Elisabeth Lukschu, Melanie Warren, Kris Miller

### *Pikeville*

Rachel Potter

### *Pineville*

Maci Morris

### *Radcliff*

Jenn'e Jackson

### *Richmond*

Robyn Embry

### *Russellville*

Lora Spencer

### *Scottsville*

Morgan Rich

### *Springfield*

Brittany Edelen

### *Stanford*

Emma King

## LOUISIANA (1)

### *Metairie*

Shawn Manning

## MARYLAND (4)

### *Baltimore*

Pattresa Leonard

### *Clarksville*

Keiko Tate

### *Landover*

Cathy Barber

### *Odenton*

Taylor Murray

## MICHIGAN (4)

### *Detroit*

Chanté Bowman, Samantha Mahoney

### *Lansing*

Michelle Smith

### *Rochester Hills*

Sara Potts



# WHERE ARE THE CATS FROM?

## MISSISSIPPI (2)

### *Gulfport*

Dasieka Hawthorne

### *Yazoo City*

Shambrica Jones

## NEVADA (1)

### *Carson City*

Jennifer Gray

## NEW JERSEY (5)

### *Camden*

Grace Odrick

### *Cherry Hill*

Valerie Still

### *Jersey City*

Lyssa Simpson

### *Newark*

Shantia Owens

### *Plainfield*

Bra'Shey Ali

## NEW YORK (9)

### *Albany*

Olivia Owens

### *Auburn*

Sandy Harding

### *Brooklyn*

Amanda Paschal

### *Bronx*

Jennifer O'Neill

### *New York*

Aisha Bonets, Batouly Camara

### *Queens*

Tanesha Seaton

### *Queens Village*

Jelleah Sidney

### *Rochester*

Oreonna Taylor

## NEW MEXICO (1)

### *Albuquerque*

Natalie Martinez

## OHIO (16)

### *Cincinnati*

Rae Keith, Racquel Ellis

### *Clayton*

Mary Jane White, Ruth Ann Mountain, Theresa Stewart

### *Columbus*

Jenerrie Everette, Eleia Roddy

### *Dayton*

LaTonya McDole, Alvine Mendeng

### *Toledo*

Karen Mosley, Shaunda Roberts, Azia Bishop

### *Medina*

Shelly Miller

### *Reynoldsburg*

Alyssa Rice

### *West Carrollton*

Samarie Walker

### *Youngstown*

Kristen Crenshaw-Gill

## OKLAHOMA (2)

### *Oklahoma City*

Christe Jordan

### *Tulsa*

Stephanie Stoglin

## OREGON (2)

### *Beaverton*

Keeoma Wardford

### *Lake Oswego*

Ali Lomax

## PENNSYLVANIA (1)

### *Havertown*

Linda Edelman

## SOUTH CAROLINA (3)

### *Blythewood*

Nyah Leveretter

### *Hopkins*

Kameron Roach

### *Greenville*

Kenya Young

## TENNESSEE (20)

### *Brownsville*

Patrice Boyd

### *Chattanooga*

Jennifer Johnson, Tiundra Love, Jazmine Massengill, Treasure Hunt

### *Cleveland*

Rhyn Howard

### *Collinwood*

Mia Daniel

### *Gainesboro*

Jaycee Coe

### *Hendersonville*

Kristi Cushenberry

### *Kingsport*

Josh Mills

### *Knoxville*

Sade Buley, KeKe McKinney

### *Memphis*

Davitria Harrell, Jennifer Humphrey, Crystal Riley, Jaida Roper

### *Nashville*

Victoria Dunlap, Dorie Harrison

### *Oak Ridge*

Tammy Dowdell, Angela Phillips

## TEXAS (3)

### *Arlington*

Maegan Conwright

### *Colleyville*

Kristen Grassi

### *Houston*

Chasity Patterson

## VIRGINIA (4)

### *Chesapeake*

Kathy Lokie

### *Chilhowie*

Rebekah Reasor

### *Gainesville*

Nae Nae Cole

### *Richmond*

Jada Walker

## WASHINGTON (1)

### *Sammamish*

Kristin Connolly

## WASHINGTON D.C. (2)

### *Washington, D.C.*

Danyelle Payne, Bernisha Pinkett

## WEST VIRGINIA (5)

### *Beckley*

Natasha Ross

### *So. Charleston*

Beth Kogoy

### *Huntington*

Laura Meadows

### *Morgantown*

Paige Poffenberger

### *Westover*

Monique Tarantini

## WISCONSIN (1)

### *Mondovi*

Anna Cole

## INTERNATIONAL CATS

### BAHAMAS

#### *Nassau*

Kayla Campbell

### BELGIUM

#### *Mons*

Malinka Salhi

### CANADA

#### *Brantford, Ontario*

Karri Koach

#### *Montreal, Quebec*

Melissa Langelier

### FINLAND

#### *Helsinki*

Anne Sarkalahti

### GERMANY

#### *Zweibruecken*

Jeannine Mjoseith

### NIGERIA

#### *Lagos*

Evelyn Akhator

### SLOVAKIA

#### *Bratislava*

Ivana Jakubcova

### UNITED KINGDOM

#### *Stafford*

Sally Loughton



# ALL-TIME KENTUCKY COACHES



**SUE FEAMSTER • 1971-76 • 64-39 (62.1%)**

Sue Feamster became UK's first head women's basketball coach of the modern era when the program regained its varsity status in 1974. Women's basketball had been a varsity sport at UK from 1903 until 1925, when the University senate passed a bill abolishing the sport for being "too strenuous" for females. Feamster began coaching the UK women in 1971-72, when the squad earned a 10-3 record, and remained head coach as the squad rolled up a 26-15 record over the next two seasons. After women's basketball became a varsity sport, Feamster helped the program to a fast start, passing along to incoming coach Debbie Yow a squad that included All-American Pam Browning, who still holds several spots in the UK record book, and standout Ceal Barry.



**DEBBIE YOW • 1976-80 • 79-40 (66.4%)**

In the last year of her four seasons at Kentucky, Debbie Yow's Wildcats stormed to a 24-5 record and earned the school's first trip to the national playoffs — then the Association of Intercollegiate Women's Athletics Tournament. It was clear then that both Yow and the UK women's program were primed for success. And just as the Cats continued to earn postseason berths, Yow's career remained on the fast track as well. Yow enjoyed a successful coaching stint at Florida and subsequent athletics administration positions at Florida and UNC-Greensboro. She then became Athletics Director at St. Louis, and from 1994-2010, was AD at Maryland. She served as president of the National Association of Collegiate Athletics Directors.



**TERRY HALL • 1980-87 • 138-66 (67.6%)**

Terry Hall held the laudable distinction of being the winningest coach in UK women's basketball history as well as owning the best winning percentage of any coach to guide the program. Hall coached the Cats to seven straight winning seasons, starting with a 25-6 record and a trip to the second round of the AIAW national tournament before falling by one point to Maryland to end the 1980-81 season. The NCAA welcomed women's basketball into its ranks the following year, and that historical season ended with the Cats falling to eventual national champion Louisiana Tech in the Midwest Regional finals on the Lady Techsters' home floor. After the Cats failed to make the NCAA tournament in 1986-87, Hall left coaching for the business sector. But three years later, she accepted the head coaching job at Wright State, where she coached for seven years before succumbing to cancer in 1997.



**SHARON FANNING • 1987-95 • 134-97 (58%)**

Sharon Fanning guided the Cats through eight seasons and despite a dubious beginning that saw her squad record back-to-back losing seasons, she never suffered another losing season. In just her third year, Fanning coached the Wildcats to an impressive 23-8 record while also edging them into the top 25. UK won three tournament titles in 1989-90, including an 85-76 come-from-behind victory over Toledo in the NWIT Championship. The following season, the Wildcats advanced to the NCAA Tournament, UK's first appearance in the Big Dance in five years. Prior to her stint at UK, Fanning was a graduate assistant at Tennessee and a head coach at UT-Chattanooga. Since leaving UK, she was the head coach at Mississippi State University before retiring following the 2011-12 season.



**BERNADETTE MATTOX • 1995-2003 • 91-135 (40.2%)**

Bernadette Mattox spent eight seasons at the helm of the Wildcats basketball program. She began her coaching career at her alma mater, Georgia, but became a household name in Kentucky and across the nation when she was hired by former Wildcats coach Rick Pitino as the first female Division I assistant "bench" coach for a men's team in 1990. She was promoted to assistant athletics director at Kentucky for one year before taking over the UK women's program in 1995. Her most notable season came in 1998-99, when she led the Cats to their first 20-plus win season and first appearance in the NCAA Tournament in nearly a decade. The Cats won their first NCAA Tournament game in 17 years, finished with a 21-11 overall record and captured seven wins in the SEC, the most conference wins in school history at the time. After leaving UK in 2003, Mattox served 10 seasons as an assistant coach for the WNBA's Connecticut Sun.



**MICKIE DEMOSS • 2003-07 • 71-56 (55.9%)**

Mickie DeMoss will best be remembered as the architect who took over a struggling program in 2003 and in just a short amount of time rebuilt UK women's basketball back into a national contender. During her tenure the Wildcats participated in postseason play three consecutive seasons (one NCAA Tournament and two WNIT) and captured back-to-back 20-win seasons (2005-06 and 2006-07) for the first time since the 1989-90 and 1990-91 teams accomplished the feat. DeMoss was named the 2006 SEC Coach of the Year, a UK first, after guiding the Wildcats to the NCAA Tournament for the first time in seven seasons. The Cats posted a 22-9 overall record in 2005-06, including a school-record nine conference wins and Kentucky made national headlines when it defeated No. 1 Tennessee in Rupp Arena. It was UK's first win over a top-ranked team in school history. DeMoss also drastically increased fan attendance, as UK ranked in the top three of the SEC and top 20 in the national average attendance poll all four of her seasons. UK went from averaging 1,694 fans prior to her arrival in 2003 to breaking the school record with 5,863 fans per game in her final season. Since leaving UK, DeMoss has served as an assistant coach at Texas, Tennessee, Louisiana Tech, LSU and for the WNBA's Indiana Fever. She was enshrined in the WBB Hall of Fame in 2018.



**MATTHEW MITCHELL • 2007-20 • 303-133 (69.4%)**

Matthew Mitchell's teams were known for using three "winning tools" for success: honesty, hard work and discipline. So it's no surprise that Mitchell retired in Nov. 2020 as the winningest head coach in program history. Mitchell became Kentucky's head coach on April 23, 2007, when he was hired by Barnhart. An imaginative salesman, Mitchell presented a vision of Kentucky as a powerhouse program and a warm and loving family. Year three (2009-10) was a pivotal season, as Mitchell was named SEC Coach of the Year for his remarkable job in turning around a team that went 16-16 overall, 5-9 in conference play a year prior, to an impressive 28-8 overall record in 2009-10. The Cats' 28 overall wins, including 11 in SEC play, represented a school record. UK finished second in the league despite being picked to finish 11th in the preseason polls. Mitchell's focus on the fundamentals and his "winning tools" helped the program reach new heights under his leadership. In his tenure in Lexington, UK advanced to the SEC Tournament semifinals or better nine times. In 2012, Mitchell led UK to the SEC regular season championship, its first in 30 years. Under Mitchell, the Cats finished top four in the SEC 11 times and charted seven 25-plus wins seasons. Mitchell was named the SEC Coach of the Year by league coaches in 2018-19 after guiding the Wildcats to a 25-8 season and a trip to the NCAA Tournament. Mitchell's retirement came after the head coach had offseason brain surgery which altered his future, choosing to step away from coaching.



**KYRA ELZY • 2020-PRESENT • 18-9 (66.7%)**

After Matthew Mitchell's abrupt retirement in Nov. 2020, UK AD Mitch Barnhart knew exactly where to turn, immediately naming associate head coach Kyra Elzy as the interim head coach. She earned the full title of head coach in December and led UK to an 18-9 record. Her leadership helped Kentucky guard Rhyne Howard become a consensus two-time All-America honoree. A two-time national champion under legendary head coach Pat Summitt at Tennessee, Elzy brings a wealth of knowledge and experience to the position. Much of the success during the Mitchell Era can be attributed to Elzy, who spent nine years working with Mitchell and building the Wildcats into a national contender.

## ALL-TIME WILDCAT COACHES

Year	Overall	SEC	Finish	Post-Season	Head Coach
1974-75	16-9	-	-	None	Sue Feamster
1975-76	13-12	-	-	None	Sue Feamster
1976-77	19-7	-	-	None	Debbie Yow
1977-78	23-12	-	-	AIAW, NWIT 3rd Rd	Debbie Yow
1978-79	13-16	-	-	None	Debbie Yow
1979-80	24-5	-	-	AIAW	Debbie Yow
1980-81	25-6	-	-	AIAW	Terry Hall
1981-82	24-8	-	-	NCAA Regionals	Terry Hall
1982-83	23-5	6-2	East 2nd	NCAA 1st Round	Terry Hall
1983-84	15-13	2-6	East 3rd	None	Terry Hall
1984-85	16-12	3-5	East 4th	None	Terry Hall
1985-86	18-11	4-5	6th	NCAA 1st Rd	Terry Hall
1986-87	17-11	3-6	7th	None	Terry Hall
1987-88	14-15	0-9	10th	None	Sharon Fanning
1988-89	12-16	3-6	8th	None	Sharon Fanning
1989-90	23-8	3-6	8th	NWIT Champions	Sharon Fanning
1990-91	20-9	4-5	5th	NCAA 1st Rd	Sharon Fanning
1991-92	16-14	5-6	6th	None	Sharon Fanning
1992-93	18-10	5-6	6th	None	Sharon Fanning
1993-94	17-11	5-6	7th	None	Sharon Fanning
1994-95	14-14	4-7	9th	None	Sharon Fanning
1995-96	8-19	2-9	12th	None	Bernadette Mattox
1996-97	8-19	2-10	10th	None	Bernadette Mattox
1997-98	13-15	5-9	8th	None	Bernadette Mattox
1998-99	21-11	7-7	7th	NCAA 2nd Rd	Bernadette Mattox
1999-00	15-14	5-9	9th	None	Bernadette Mattox
2000-01	6-21	2-12	12th	None	Bernadette Mattox
2001-02	9-20	1-13	12th	None	Bernadette Mattox
2002-03	11-16	4-10	9th	None	Bernadette Mattox
2003-04	11-17	3-11	11th	None	Mickie DeMoss
2004-05	18-16	4-10	10th	WNIT Final Four	Mickie DeMoss
2005-06	22-9	9-5	4th	NCAA 2nd Rd	Mickie DeMoss
2006-07	20-14	6-8	7th	WNIT 3rd Rd	Mickie DeMoss
2007-08	17-16	8-6	4th	WNIT Quarterfinals	Matthew Mitchell
2008-09	16-16	5-9	10th	WNIT 2nd Rd	Matthew Mitchell
2009-10	28-8	11-5	2nd	NCAA Elite Eight	Matthew Mitchell
2010-11	25-9	11-5	2nd	NCAA 2nd Rd	Matthew Mitchell
2011-12	28-7	13-3	1st	NCAA Elite Eight	Matthew Mitchell
2012-13	30-6	13-3	2nd	NCAA Elite Eight	Matthew Mitchell
2013-14	26-9	10-6	4th	NCAA Sweet 16	Matthew Mitchell
2014-15	24-10	10-6	T4th	NCAA 2nd Rd	Matthew Mitchell
2015-16	25-8	10-6	T4th	NCAA Sweet 16	Matthew Mitchell
2016-17	22-11	11-5	T3rd	NCAA 2nd Rd	Matthew Mitchell
2017-18	15-17	6-10	9th	None	Matthew Mitchell
2018-19	25-8	11-5	4th	NCAA 2nd Rd	Matthew Mitchell
2019-20	22-8	10-6	3rd	Tournament Canceled	Matthew Mitchell
2020-21	18-9	9-6	T5th	NCAA 2nd Rd	Kyra Elzy



# ALL-TIME KENTUCKY ASSISTANTS

Name	Years
Adeniyi Amadou	2014-2016
Andy Barnes	1987-89
Diane Beauchamp *	1977-78 (J.V.), 1978-80
Dorothy Jean Berry	1981-83
Robin Board	1983-85 (G.A.)
<b>Daniel Boice</b>	<b>2020-2021</b>
Karen Booker	1989-91
Assoc. Head Coach	1994-95
Lisa Bressman	1989-91
Dawn Bryant	1994-95
Meghan Burke	1998-01
<b>Niya Butts</b>	<b>2003-07, 2016-Pres.</b>
Assoc. Head Coach	<b>2007-08, 2021-Pres.</b>
Ken Byrd	1995-97
Trey Clark	2001-03
Kerry Cremeans	1994-96 (G.A.)
Jane Dalton	1988-90 (G.A.)
Brandi Dunigan	1991-92 (S.A.)
Lin Dunn	2016-18
Kyra Elzy	2008-2010
Assoc. Head Coach	2010-12, 2016-20
Myra Fishback	1991-92
<b>Gail Goestenkers</b>	<b>2021-Pres</b>
Rick Griffith	1997-02
Scott Groninger	2002-03
Ilene Hauser	1990-94
Cindy Noble-Hauserman	1985-89
Jeff House	2013-2014
Matt Insell	2008-2013
Mike Kindred	1983-85
Jennifer Knoll	1992-94 (G.A.)
Mollie McClure	1996-98
Jerry McLaughlin	1989-94
Matthew Mitchell	2003-05
Donna Murphy	1985-87
Leslie Nichols	1996-2003
Lynn Norenberg	1981-83 (G.A.)
Wendy Palmer	2007-09
Carolyn Peck	1995-96
Shalon Pillow	2009-2014
Vonn Read	2005-08
Crystal Riley	2012-13 (S.A.)
Danielle Santos	2012-2014
<b>Amber Smith</b>	<b>2018-Pres.</b>
Pam Stackhouse	2003-07
Christian Stefanopoulos	2014
Tamika Williams	2014-2016
Camryn Whitaker	2015-2016

G.A.—Graduate Assistant; S.A.—Student Assistant

\* First full-time women's assistant coach

Note—Full-time assistants unless otherwise noted

## Year-by-Year Assistant Coaches

### Yow Era

1977-78	Diane Beauchamp
1978-79	Diane Beauchamp
1979-80	Diane Beauchamp

### Hall Era

1980-81	Dorothy Jean (Dottie) Berry
1981-82	Dorothy Jean (Dottie) Berry, Lynn Norenberg
1982-83	Dorothy Jean (Dottie) Berry, Lynn Norenberg
1983-84	Mike Kindred, Robin Board
1984-85	Mike Kindred, Robin Board
1985-86	Cindy Noble-Hauserman, Donna Murphy
1986-87	Cindy Noble-Hauserman, Donna Murphy

### Fanning Era

1987-88	Andy Barnes, Cindy Noble-Hauserman
1988-89	Andy Barnes, Cindy Noble-Hauserman, Jane Dalton
1989-90	Jerry McLaughlin, Karen Booker, Jane Dalton, Lisa Bressman
1990-91	Jerry McLaughlin, Karen Booker, Ilene Hauser, Lisa Bressman
1991-92	Jerry McLaughlin, Myra Fishback, Ilene Hauser, Brandi Dunigan
1992-93	Jerry McLaughlin, Ilene Hauser, Jennifer Knoll
1993-94	Jerry McLaughlin, Ilene Hauser, Jennifer Knoll
1994-95	Karen Booker, Dawn Bryant, Kerry Cremeans

### Mattox Era

1995-96	Ken Byrd, Carolyn Peck, Kerry Cremeans
1996-97	Ken Byrd, Leslie Nichols, Mollie McClure
1997-98	Rick Griffith, Leslie Nichols, Mollie McClure
1998-99	Rick Griffith, Leslie Nichols, Meghan Burke
1999-2000	Rick Griffith, Leslie Nichols, Meghan Burke
2000-01	Leslie Nichols, Rick Griffith, Meghan Burke
2001-02	Leslie Nichols, Rick Griffith, Trey Clark
2002-03	Leslie Nichols, Scott Groninger, Trey Clark

### DeMoss Era

2003-04	Matthew Mitchell, Niya Butts, Pam Stackhouse
2004-05	Matthew Mitchell, Niya Butts, Pam Stackhouse
2005-06	Niya Butts, Vonn Read, Pam Stackhouse
2006-07	Niya Butts, Vonn Read, Pam Stackhouse

### Mitchell Era

2007-08	Niya Butts (Assoc. Head Coach), Wendy Palmer, Vonn Read
2008-09	Kyra Elzy, Matt Insell, Wendy Palmer
2009-10	Kyra, Elzy, Matt Insell, Shalon Pillow

2010-11	Kyra, Elzy (Assoc. Head Coach), Matt Insell, Shalon Pillow
2011-12	Kyra, Elzy (Assoc. Head Coach), Matt Insell, Shalon Pillow
2012-13	Matt Insell, Shalon Pillow, Danielle Santos
2013-14	Jeff House, Shalon Pillow, Danielle Santos
2014-15	Adeniyi Amadou, Christian Stefanopoulos, Tamika Williams
2015-16	Adeniyi Amadou, Camryn Whitaker Tamika Williams
2016-17	Kyra Elzy (Assoc. Head Coach), Niya Butts, Lin Dunn
2017-18	Kyra Elzy (Assoc. Head Coach), Niya Butts, Lin Dunn
2018-19	Kyra Elzy (Assoc. Head Coach), Niya Butts, Amber Smith
2019-20	Kyra Elzy (Assoc. Head Coach), Niya Butts, Amber Smith


### Elzy Era

2020-21	Niya Butts, Amber Smith, Daniel Boice
2021-22	Niya Butts (Assoc. Head Coach), Amber Smith, Gail Goestenkers






# ALL-TIME TEAMS



**1974-75**

**Back Row (L-R):** Janie Begley, Sally Bussell, Pam Browning, Karen Kidd, Liz March, Carol Mindell, Brenda Wheeler, Linda Finamore, Manager. **Front Row (L-R):** Coach Sue Feamster, Wendy Martin, Ceal Barry, Ann French Thomas, Laura Schwager, Susie Sweitzer, Pam Sullivan, Cynthia Douglas, Manager.




**1975-76**

**Back Row (L-R):** Coach Sue Feamster, Lisa Kidd, Brenda Wheeler, Cathy Galloway, Janet Timperman, Liz March, Terri Galloway, Ceal Barry, Teri Boyd, Debbie Mack, Manager Angie Williams. **Front Row (L-R):** Noreen White, Pam Browning, Karen Lewis, Melinda Warren, Kassie Kessinger, Sally Bussell.



**1976-77**

**Back Row (L-R):** Coach Debbie Yow, Debbie Oden, Karen Lewis, Laura Upton, Ann Deters, Janet Timperman, Pam Browning, Linda Edelman, Sharon Shipley (scorekeeper), Angie Williams (Statistician). **Front Row:** Mitzi Combs, Cathy Galloway, Teri Boyd, Ceal Barry, Debbie Mack.




**1977-78**

**Back Row (L-R):** Coach Debbie Yow, Maria Donhoff, Pam Browning, Laura Upton, Liz Lukschu, Jeannine Mjoseph, Janet Timperman, Assistant Coach Diane Beauchamp. **Front Row (L-R):** Manager Margaret LaFontaine, Debra Oden, Linda Edelman, Geri Grigsby, Debbie Mack, Terry Boyd, Mitzi Combs, Trainer Mimi Porter.




**1978-79**

**Back Row (L-R):** Coach Debbie Yow, Trainer Mimi Porter, Tanya Fogle, Liz Lukschu, Maria Donhoff, Debra Oden, Manager Margaret LaFontaine, Assistant Coach Diane Beauchamp. **Front Row (L-R):** Caroline Huelskoetter, Arlene Baluyut, Linda Edelman, Debbie Mack, Janet Timperman, Geri Grigsby, Denise Fetter, Bonnie Sizemore.




**1979-80**

**Back Row (L-R):** Trainer Mimi Porter, Coach Debbie Yow, Debra Oden, Sharon Garland, Maria Donhoff, Liz Lukschu, Valerie Still, Linda Edelman, Tanya Fogle, Manager Margaret LaFontaine, Assistant Coach Diane Beauchamp. **Front Row (L-R):** Van Harden, Cathy Barber, Geri Grigsby, Patty Jo Hedges, Lea Wise, Lori Edgington.



**1980-81**

**Back Row (L-R):** Trainer Mimi Porter, Coach Terry Hall, Kathy Lokie, Maria Donhoff, Jody Runge, Liz Lukschu, Valerie Still, Tanya Fogle, Assistant Coach Dottie Berry, Graduate Assistant Margaret LaFontaine. **Front Row (L-R):** Beth Kogoy, Lynette Lewis, Lori Edgington, Patty Jo Hedges, Lea Wise, Lisa Collins.




**1981-82 • SEC Champions**

**Back Row (L-R):** Coach Terry Hall, Graduate Assistant Lynn Norenberg, Kathy Lokie, Valerie Still, Jody Runge, Grace Odrick, Terri Naiser, Tanya Fogle, Assistant Coach Dottie Berry, Trainer Mimi Porter. **Front Row (L-R):** Manager Michele Oberst, Lisa Collins, Donna Martin, Patty Jo Hedges, Lori Edgington, Lea Wise, Diane Stephens, Manager Gary Loyd.





# ALL-TIME TEAMS



**1982-83**

**Back Row (L-R):** Assistant Coach Dottie Berry, Trainer Sue Stanley, Terri Naiser, Valerie Still, Jody Runge, Sally Loughton, Karen Mosley, Leslie Nichols, Lisa Collins, Graduate Assistant Lynn Norenberg, Coach Terry Hall. **Front Row (L-R):** Diane Stephens, Donna Martin, Patty Jo Hedges, Lea Wise, Audre Andrew, Lynnette Lewis.



**1983-84**

**Back Row (L-R):** Coach Terry Hall, Graduate Assistant Robin Board, Leslie Nichols, Debbie Miller, Karen Mosley, Melanie Warren, Jody Runge, Melissa Napier, Assistant Coach Mike Kindred, Volunteer Assistant Patty Jo Hedges, Trainer Sue Stanley. **Front Row (L-R):** Sandy Harding, Julie Duerring, Lisa Collins, Lynnette Lewis, Diane Stephens and Donna Martin.



**1984-85**

**Back Row (L-R):** Graduate Assistant Robin Board, Assistant Coach Mike Kindred, Laurie Huggens, Shelly Miller, Michelle Smith, Melanie Warren, Karen Mosely, Debbie Miller, Coach Terry Hall. **Front Row (L-R):** Nancy Cowan, Monique Tarantini, Michele Pennie, Leslie Nichols, Diane Stephens, Belitta Croley, Sandy Harding.



**1985-86**

**Back Row (L-R):** Coach Terry Hall, Trainer Sue Stanley, Laurie Huggens, Shelly Miller, Karen Mosley, Melanie Warren, Debbie Miller, Leslie Nichols, Assistant Coach Cindy Noble, Assistant Coach Donna Murphy. **Front Row (L-R):** Michele Pennie, Monique Tarantini, Pam Shrum, Jodie Whitaker, Bebe Croley, Lynne Elbert, Sandy Harding.




**1986-87**

**Back Row (L-R):** Assistant Coach Cindy Hauserman, Assistant Coach Donna Murphy, Lynne Elbert, Pam Shrum, Laurie Huggens, Shannon Freeman, Melanie Warren, Davitria Harrell, Debbie Miller, Bebe Croley, Coach Terry Hall, Trainer Sue Stanley. **Front Row (L-R):** Kris Miller, Monique Tarantini, Michele Pennie, Lora Spencer, Mary Jane White, Jodie Whitaker, Sandy Harding.



**1987-88**

**Back Row (L-R):** Trainer Sue Stanley, Assistant Coach Cindy Noble Hauserman, Beth Ousley, Pam Shrum, Angel Stevens, Davitria Harrell, Shannon Freeman, Lora Spencer, Debbie Hoskins, Julie Whitaker, Assistant Coach Andy Barnes, Coach Sharon Fanning. **Front Row (L-R):** Kris Miller, Mary Jane White, Monique Tarantini, Michele Pennie, Bebe Croley, Jodie Whitaker, Tracye Davis.



**1988-89**

**Back Row (L-R):** Publicist Rena Vicini, Manager Jenn Holman, Assistant Coach Andy Barnes, Assistant Coach Cindy Noble, Mary Custard, Pam Shrum, Angel Stevens, Lora Spencer, Vanessa Foster-Sutton, Jamie Hobgood, Stacy McIntyre, Coach Sharon Fanning, Trainer Sue Stanley, Graduate Assistant Jane Dalton, Manager Sharon McCauley. **Front Row (L-R):** Kris Miller, Malinka Salhi, Theresa Stewart, Jodie Whitaker, Ruth Mountain, Kristi Cushenberry, Tracye Davis.




**1989-90 • WNIT Champions**

**Back Row (L-R):** Assistant Coach Karen Booker, Graduate Assistant Lisa Bressman, Graduate Assistant Jane Dalton, Assistant Coach Jerry McLaughlin, Mia Daniel, Vanessa Foster-Sutton, Cathy Proctor, Lisa Ellis, Patressa Leonard, Josh Mills, Trainer Sue Stanley, Manager Susan Crabtree, Manager Tracy Livingston, Coach Sharon Fanning. **Front Row (L-R):** Kris Miller, Stacy McIntyre, Tracye Davis, Kristi Cushenberry, Tammy Dowdell, Jennifer Johnson, Malinka Salhi.



# ALL-TIME TEAMS




**1990-91**

**Back Row (L-R):** Graduate Assistant Ilene Hauser, Graduate Assistant Lisa Bressman, Jennifer Gray, Christe Jordan, Cathy Proctor, Tedra Eberhart, Coach Sharon Fanning, Jocelyn Mills, Rebekah Reasor, Tiundra Love, Pattresa Leonard, Assistant Coach Karen Booker, Assistant Coach Jerry McLaughlin. **Front Row (L-R):** Trainer Lucretia Hunter, Manager Mia Daniel, Stacy McIntyre, Jamie Hobgood, Tracey Davis, Kristi Cushenberry, Kayla Campbell, Karen Killen, Manager Jennifer Johnson, Manager Stacy Buzzanca.



**1992-93**

**Back Row (L-R):** Manager Sherri Hammons, Graduate Assistant Jennifer Kroll, Coach Jerry McLaughlin, Christina Jansen, Christe Jordan, Karri Koach, Coach Sharon Fanning, Jennifer Gray, Becky McKinley, Julie Swarens, Coach Ilene Hauser, Manager Nancy Eckland, Graduate Trainer Heidi Britten. **Front Row (L-R):** Manager Steven Duanhoo, Student Trainer Ericka Kennedy, Stacey Reed, Kayla Campbell, Cathy Proctor, Jocelyn Mills, Mia Daniel, Tedra Eberhart, Manager Brandi Dunigan, Manager Kevin Quatman.



**1994-95**

**Back Row (L-R):** Assistant Coach Karen Booker, Shaundra Roberts, Keema Wardford, Kim Denkins, Anne Sarkalahti, Vonda Jackson, Latasha Peterson, Stephanie Higginbotham, Assistant Coach Dawn Bryant. **Front Row (L-R):** Coach Sharon Fanning, Kristie Combs, Christina Jansen, Stephanie Baker, Karri Koach, Stacey Reed, Julie Swarens-Beickman, Chrissy Roberts, Graduate Assistant Kerry Cremeans.




**1996-97**

**Back Row (L-R):** Assistant Coach Ken Byrd, Coach Bernadette Mattox, Tiffany Wait, Kim Denkins, Katie Vieth, Vonda Jackson, Shawn Manning, Assistant Coach Leslie Nichols, Assistant Coach Mollie McClure. **Front Row (L-R):** Natalie Martinez, Nikki Hay, Shaundra Roberts, Robyn Embry, Patrice Boyd.



**1991-92**

**Back Row (L-R):** Publicist Gail Dent, Assistant Coach Jerry McLaughlin, Assistant Coach Myra Fishback, Jocelyn Mills, Cathy Proctor, Christe Jordan, Karri Koach, Coach Sharon Fanning, Jennifer Gray, Pattresa Leonard, Tiundra Love, Mia Daniel, Student Asst. Brandi Dunigan, Trainer Kim Bartley, Graduate Asst. Ilene Hauser. **Front Row (L-R):** Mgr. Kevin Quatman, Manager Diana Pardee, Stacey Reed, Kayla Campbell, Rebekah Reasor, Stacy McIntyre, Kristi Cushenberry, Tedra Eberhart, Karen Killen, Mgr. Stacy Buzzanca, Trainer Charlie Penny.



**1993-94**

**Back Row (L-R):** Publicist Gail Dent, Grad. Asst. Trainer Jennifer Wheeler, Student Trainer Jennifer Stewart, Academic Asst. Ester Cruz, Chrissy Roberts, Lyssa Simpson, Anne Sarkalahti, Karri Koach, Keema Warford, Stephanie Higginbotham, Stephanie Baker, Mgr Steven Duanhoo, Mgr Nancy Eckland, Mgr Jeanna Wagner, Staff Asst. Lee Reedy. **Front Row (L-R):** Coach Sharon Fanning, Asst. Coach Jerry McLaughlin, Stacey Reed, Tedra Eberhart, Kayla Campbell, Jennifer Gray, Christe Jordan, Christina Jansen, Julie Swarens, Asst. Coach Ilene Hauser, Grad. Asst. Coach Jennifer Kroll.



**1995-96**

**Back Row (L-R):** Assistant Coach Ken Byrd, Assistant Coach Carolyn Peck, Shawn Manning, Marcia Webb, Kim Denkins, Vonda Jackson, Carmen Greenfield, Assistant Coach Kerry Cremeans, Coach Bernadette Locke-Mattox. **Front Row (L-R):** Domonique Mitchell, Tiffany Wait, Christina Jansen, Julie Swarens-Beickman, Shaundra Roberts, Torri Tillman.




**1997-98**

**Back Row (L-R):** Coach Bernadette Mattox, Assistant Coach Rick Griffith, Stephanie Christman, Vonda Jackson, Katie Vieth, Kim Denkins, Laura Meadows, Assistant Coach Millie McClure, Assistant Coach Leslie Nichols. **Front Row (L-R):** Natalie Martinez, Natasha Ross, Tiffany Wait, Nikki Hay, Patrice Boyd, Jaye Barnes, Kenya Young.





# ALL-TIME TEAMS



**1998-99**

**Back Row (L-R):** Coach Bernadette Mattox, Assistant Coach Leslie Nichols, Katie Vieth, Shantia Owens, Laura Meadows, Tanesha Seaton, Stephanie Christman, Assistant Coach Meghan Burke, Assistant Coach Rick Griffith. **Front Row (L-R):** Natalie Martinez, Rae Keith, Carolyn Alexander, Tiffany Wait, Jaye Barnes, Kenya Young, Erica Jackson, LaTonya McDole.



**1999-00**

**Back Row (L-R):** Assistant Coach Rick Griffith, Assistant Coach Leslie Nichols, Tanesha Seaton, Shantia Owens, Katie Vieth, Laura Meadows, Stephanie Christman, LaTonya McDole, Assistant Coach Meghan Burke, Coach Bernadette Mattox. **Front Row (L-R):** Nikki Young, Natalie Martinez, Carolyn Alexander, Tiffany Wait, Melissa Langelier, Erica Jackson, Rita Adams.



**2000-01**

**Back Row (L-R):** Trainer Amy Plas Marlin, Assistant Coach Meghan Burke, Assistant Coach Rick Griffith, Assistant Coach Leslie Nichols, Strength and Conditioning Graduate Assistant Jason Nehring. **Middle Row (L-R):** Shareon "Niecee" Patterson, Shambrica Jones, Aisha Bonets, Selia Helm, LaTonya McDole, Alvine Mendeng. **Front Row (L-R):** Danyelle Payne, Dasieka Hawthorne, Nikki Young, Coach Bernadette Mattox, Rita Adams, Kristin Connolly, Stephanie Stoglin.



**2001-02**

**Back Row (L-R):** Trainer Amy Marlin, Assistant Coach Rick Griffith, Assistant Coach Leslie Nichols, Strength and Conditioning Graduate Asst. Jason Nehring. **Middle Row (L-R):** Danyelle Payne, Shambrica Jones, Keiko Miller-Tate, Selia Helm, LaTonya McDole, Alvine Mendeng, Jenerrie Everette, Stephanie Stoglin. **Front Row (L-R):** Dasieka Hawthorne, Sara Potts, Coach Bernadette Mattox, Kristin Connolly, Rita Adams.



**2002-03**

**Back Row (L-R):** Trainer Pam Waller, Assistant Coach Trey Clark, Assistant Coach Scott Groninger, Assistant Coach Leslie Nichols, Strength and Conditioning Graduate Asst. Jason Nehring. **Middle Row (L-R):** Kristen Grassi, Jennerrie Everette, Keiko Tate, Jennifer Humphrey, Selia Helm, Stephanie Stumbo (not pictured), Shambrica Jones, Danyelle Payne. **Front Row (L-R):** Jenny Pfeiffer, Rita Adams, Coach Bernadette Mattox, Sara Potts, Racquel Ellis.



**2003-04**

**Back Row (L-R):** Afton Perry, Jennifer Goin, Keiko Tate, Jennifer Humphrey, Selia Helm, Jennerrie Everette, Shambrica Jones, Stephanie Stumbo, E'Lisa Ladson. **Front Row (L-R):** Assistant Coach Matthew Mitchell, Coach Mickie DeMoss, Angela Phillips, Nastassia Alcius, Danyelle Payne, Jenny Pfeiffer, Sara Potts, Racquel Ellis, Assistant Coach Niya Butts, Assistant Coach Pam Stackhouse.



**2004-05**

**Back Row (L-R):** Chante' Bowman, Keiko Tate, Eleia Roddy, Jennifer Humphrey, Sarah Elliott, Afton Perry, Stephanie Stumbo, Sade Buley. **Front Row (L-R):** Assistant Coach Matthew Mitchell, Coach Mickie DeMoss, Angela Phillips, Nastassia Alcius, Danyelle Payne, Sara Potts, Samantha Mahoney, Assistant Coach Pam Stackhouse, Assistant Coach Niya Butts.



**2005-06**

**Back Row (L-R):** LaQwsha "Moe" Gamble, Jenn'e Jackson, Jennifer "Lanky" Humphrey, Sarah Elliott, Eleia Roddy, Afton Perry, Stephanie Stumbo, Chante' Bowman. **Front Row (L-R):** Assistant Coach Vonn Read, Head Coach Mickie DeMoss, Carly Ormerod, Oreonna Taylor, Samantha Mahoney, Nastassia Alcius, Jenny Pfeiffer, Assistant Coach Pam Stackhouse, Assistant Coach Niya Butts.



# ALL-TIME TEAMS



**2006-07**

**Back Row (L-R):** Brittany Edelen, Jenn'e Jackson, Jennifer Humphrey, Sarah Elliott, Eleia Roddy, Lydia Watkins, Amani Franklin.  
**Front Row (L-R):** Assistant Coach Vonn Read, Head Coach Mickie DeMoss, Carly Ormerod, Chante' Bowman, Nastassia Alicius, Samantha Mahoney, Jenny Pfeiffer, Moe Gamble, Assistant Coach Pam Stackhouse, Assistant Coach Niya Butts.



**2008-09**

**Back Row (L-R):** Lindsay Halligan (Mgr.), Dr. Robert Hoseny (Team Doctor), Dean DiMarco (Mgr.), Melinda Redinger (Mgr.), Stephanie Tracey-Simmons (Strength Coach), Tricia Matysak (Head Trainer), David Stefanopoulos (Mgr.), Donovan Rogers (Mgr.), Angeliqe Moss (Student Trainer). **Middle Row (L-R):** Pam Stackhouse (Asst. AD/Women's Basketball), Sarah Rowe, Amani Franklin, Jenn'e Jackson, Jackie Sanders, Catina Bett, Eleia Roddy, Lydia Watkins, Victoria Dunlap, Rebecca Gray, Keyla Snowden, Christian Stefanopoulos (Video Coordinator). **Front Row (L-R):** Assistant Coach Kyra Elzy, Matthew Mitchell (Head Coach), Brittany Edelen, Carly Ormerod, Amber Smith, Carly Morrow, Assistant Coach Matt Insell, Assistant Coach Wendy Palmer.



**2010-11**

**Back Row (L-R):** Kyra Elzy (Associate Head Coach), Sarah Gerichs (Student Athletic Trainer), Karen Hewitt (Video Coordinator), Stephanie Campbell (Admin. Assistant), Nikki Stewart (Recruiting Assistant), Phillip Smith (Mgr.), David Stefanopoulos (Mgr.), Brian Sensibaugh (Mgr.), Donovan Rogers (Mgr.), Sharon Pillow (Assistant Coach). **Middle Row (L-R):** Assistant Coach Matt Insell, Stephanie Tracey-Simmons (Strength Coach), Amber Smith, Carly Morrow, Brittany Henderson, Samantha Drake, Sarah Beth Barnett, Victoria Dunlap, A'dia Mathies, Courtney Jones (Senior Athletic Trainer), Pam Stackhouse (Asst. AD/Women's Basketball). **Front Row (L-R):** Maegen Conwright, Jennifer O'Neill, Crystal Riley, Matthew Mitchell (Head Coach), Keyla Snowden, Bernisha Pinkett, Kastine Evans.



**2012-13**

**Back Row (L-R):** Morgan Jett (Mgr.), Amy Tilley (Staff Support Associate), Courtney Jones (Senior Athletic Trainer), Angela Schoenherr (Staff Support Associate), Tiffany Hayden (Academic Counselor), Brian Sensibaugh (Mgr.), Brice Littlepage (Mgr.), Justin McKinley (Mgr.), Storm Dickerson (Mgr.). **Middle Row (L-R):** Bob Dunn (Video Coordinator), Crystal Riley (Student Assistant), Sharon Pillow (Assistant Coach), Danielle Santos (Assistant Coach), Brittany Henderson, Jelléah Sidney, Denesha Stallworth, Samantha Drake, Azia Bishop, Samarie Walker, Maegen Conwright, Matt Insell (Assistant Coach), Ukari Figgs (Asst. AD/Women's Basketball), Stephanie Tracey-Simmons, Strength & Conditioning Coach. **Front Row (L-R):** Bernisha Pinkett, Jennifer O'Neill, Bria Goss, Matthew Mitchell (Head Coach), A'dia Mathies, Kastine Evans and Jancee Thompson.



**2007-08**

**Back Row (L-R):** Christian Stefanopoulos (Video Coordinator), Leslie Lusk (Student Trainer), Melinda Redinger (Mgr.), Stephanie Tracey-Simmons (Strength Coach), Tricia Matysak (Head Trainer), Katie Kaiser (Mgr.), Beth Davis (Administrative Assistant). **Middle Row (L-R):** Assistant Coach Wendy Palmer, Assistant Coach Vonn Read, Lydia Watkins, Jenn'e Jackson, Eleia Roddy, Sarah Elliott, Catina Bett, Amani Franklin, Victoria Dunlap, (Assoc. Head Coach Niya Butts), Pam Stackhouse (Asst. AD/Women's Basketball), Matthew Mitchell (Head Coach). **Front Row (L-R):** Brittany Edelen, Amber Smith, Carly Ormerod, Chanté Bowman, Samantha Mahoney, Carly Morrow, Ali Lomax, Chelsea Chowning.



**2009-10**

**Back Row (L-R):** Stephanie Campbell (Admin. Assistant), Brian Sensibaugh (Mgr.), B.J. Hazelwood (Mgr.), Stephanie Tracey-Simmons (Strength Coach), Christian Stefanopoulos (Video Coordinator), Donovan Rogers (Mgr.), David Stefanopoulos (Mgr.), Amy Tilley (Recruiting Assistant). **Middle Row (L-R):** Assistant Coach Matt Insell, Assistant Coach Sharon Pillow, Amani Franklin, Brittany Henderson, Anna Cole, Lydia Watkins, Victoria Dunlap, Assistant Coach Kyra Elzy, Pam Stackhouse (Asst. AD/Women's Basketball). **Front Row (L-R):** A'dia Mathies, Rebecca Gray, Crystal Riley, Matthew Mitchell (Head Coach), Amber Smith, Carly Morrow, Keyla Snowden. (Not pictured: Bernisha Pinkett)



**2011-12**

**Back Row (L-R):** Sarah Gerichs (Student Athletic Trainer), Amy Tilley (Staff Support Associate), Karen Hewitt (Video Coordinator), Angela Schoenherr (Staff Support Associate), Stephanie Tracey-Simmons (Strength & Conditioning Coach), Courtney Jones (Senior Athletic Trainer), Kalee Robertson (Mgr.), Rachel Smith (Mgr.), Storm Dickerson (Mgr.). **Middle Row (L-R):** Brian Sensibaugh (Mgr.), Kevin Stewart (Mgr.), Kastine Evans, Maegen Conwright, Brittany Henderson, DeNesha Stallworth, Samantha Drake, Azia Bishop, Samarie Walker, Bra'Shey Ali, Bria Goss, Donovan Rogers (Mgr.), David Stefanopoulos (Mgr.). **Front Row (L-R):** Ukari Figgs (Asst. AD/Women's Basketball), Kyra Elzy (Associate Head Coach), Bernisha Pinkett, Crystal Riley, Amber Smith, Matthew Mitchell (Head Coach), Keyla Snowden, Jennifer O'Neill, A'dia Mathies, Matt Insell (Assistant Coach), Sharon Pillow (Assistant Coach).



**2013-14**

**Back Row (L-R):** Danielle Santos (Assistant Coach), Jeff House (Assistant Coach), Sharon Pillow (Assistant Coach), Storm Dickerson (Mgr.), Morgan Jett (Mgr.), Brice Littlepage (Mgr.), Tiffany Hayden (Academic Counselor), Justin Mathis (Mgr.), Courtney Jones (Senior Athletic Trainer), Beth Price (Staff Support Associate), Amy Tilley (Administrative Support Associate). **Middle Row (L-R):** Bob Dunn (Video Coordinator), Kyvin Goodin-Rogers, Jelléah Sidney, DeNesha Stallworth, Samantha Drake, Azia Bishop, Samarie Walker, Bernisha Pinkett, Ukari Figgs (Asst. AD/Women's Basketball), John Spurlock (Strength & Conditioning Coach), Crystal Riley (Staff Support Associate). **Front Row (L-R):** Linnæ Harper, Bria Goss, Kastine Evans, Matthew Mitchell (Head Coach), Jennifer O'Neill, Jancee Thompson, Makayla Epps.





# ALL-TIME TEAMS



**2014-15**

**Back Row (L-R):** Morgan Jett (Mgr.), Abby Newton (Student Athletic Trainer), Courtney Jones (Senior Athletic Trainer), Beth Price (Staff Support Associate), John Spurlock (Strength & Conditioning Coach), Tiffany Hayden (Academic Counselor), Will Alton (Video Coordinator), Eric Huster (Mgr.), Alex Day (Mgr.). **Middle Row (L-R):** Amani Franklin (Staff Support Associate), Crystal Riley (Staff Support Associate), Tamika Williams (Assistant Coach), Christian Stefanopoulos (Assistant Coach). **Back Row (L-R):** Alyssa Rice, Jellèah Sidney, Alexis Jennings, Ivana Jakubcova, Azia Bishop, Kyvin Goodin-Rogers, Adeniyi Amadou (Assistant Coach), Amy Tilley (Asst. AD/Women's Basketball), Kortez Wilson (Equipment Mgr.), Storm Dickerson (Mgr.). **Front Row (L-R):** Jaycee Coe, Janee Thompson, Bria Goss, Head Coach Matthew Mitchell, Jennifer O'Neill, Linnae Harper, Makayla Epps.



**2015-16**

**Back Row (L-R):** Alex Day (Mgr.), Mitchell Long (Mgr.), Camryn Whitaker (Assistant Coach), Tamika Williams-Jeter (Assistant Coach), Allison King (Mgr.), Torian Akins (Mgr.), Courtney Jones (Athletic Trainer), Beth Price (Staff Support Associate), John Spurlock (Strength & Conditioning), Tiffany Hayden (Academic Counselor), Will Alton (Video Coordinator), Morgan Jett (Mgr.), Kim Troxall (Creative Director), Kortez Wilson (Equipment Manger), Adeniyi Amadou (Assistant Coach), Amani Franklin (Staff Support Associate). **Middle Row (L-R):** Morgan Rich, Evelyn Akhtar, Alyssa Rice, Ivana Jakubcova, Alexis Jennings, Batouly Camara, Kyvin Goodin-Rogers, Makenzie Cann. **Front Row (L-R):** Maci Morris, Chrishae Rowe, Janee Thompson, Matthew Mitchell (Head Coach), Linnae Harper, Makayla Epps, Taylor Murray.



**2016-17**

**Back Row (L-R):** Rachel Potter, Ogechi Anyagaligbo, Evelyn Akhtar, Alyssa Rice, Makenzie Cann, LaShae Halsel. **Front Row (L-R):** Paige Poffenberger, Jessica Hardin, Taylor Murray, Matthew Mitchell (Head Coach), Makayla Epps, Jaida Roper, Maci Morris.



**2017-18**

**Front Row (L-R):** Kameron Roach, Amanda Paschal, Jessica Hardin, Matthew Mitchell (Head Coach), Taylor Murray, Maci Morris, Jaida Roper; **Middle Row (L-R):** Kortez Wilson (Equipment Manager), Amber Smith (Director of Player Development), Niya Butts (Assistant Coach), Paige Poffenberger, Keke McKinney, Tatyana Wyatt, Alyssa Rice, Dorie Harrison, Ogechi Anyagaligbo, Makenzie Cann, LaShae Halsel, Lin Dunn (Assistant Coach), Kyra Elzy (Associate Head Coach), Amy Tilley (Director of Operations); **Back Row (L-R):** Austin Painter (Manager), Zach Earls (Manager), Braxton Whitney (Manager), Beth Price (Staff Support Assistant), Courtney Jones (Athletic Trainer), Tiffany Hayden (Academic Counselor), John Spurlock (Strength Coach), Daniel Boice (Coaching Video Coordinator), Jennifer Heersche (Staff Support Assistant), Rachael Blackburn (Manager), Allison King (Manager), Kim Troxall (Creative Director).



**2018-19**

**Front Row (L-R):** Sabrina Haines, Amanda Paschal, LaShae Halsel, Taylor Murray, Matthew Mitchell, Maci Morris, Paige Poffenberger, Jaida Roper, Kameron Roach; **Second Row (L-R):** Kortez Wilson, Aisha Foy, Niya Butts, Ogechi Anyagaligbo, Blair Green, Rhyne Howard, Nae Nae Cole, Dorie Harrison, Tatyana Wyatt, Keke McKinney, Amber Smith, Kyra Elzy, Amy Tilley; **Back Row (L-R):** Rachael Blackburn, Braxton Whitney, Braxton Price, Maggie Hudson, Courtney Jones, Jackie Clark, Tiffany Hayden, Carrie Marshall, Daniel Boice, Austin Painter, Philip McManamy, Kim Troxall.



**2019-20**

**Front (L-R):** Ogechi Anyagaligbo, Emma King, Sabrina Haines, Jaida Roper, Matthew Mitchell, Amanda Paschal, Chastity Patterson, Kameron Roach, Blair Green; **Middle (L-R):** Aisha Foy, Amy Tilley, Amber Smith, Rhyne Howard, Tatyana Wyatt, Keke McKinney, Nae Nae Cole, Dre'una Edwards, Desia Merrill, Niya Butts, Kyra Elzy, Kortez Wilson; **Back (L-R):** Harrison Roberts, Kim Troxall, Courtney Jones, Dashaun Williams, Maddy Davis, Rachael Blackburn, Tiffany Hayden, Carrie Marshall, Mariah Osborne, Daniel Boice, Jackie Wood, JT Orem.



**2020-21**

**An official 2020-21 team photo was never taken due to the Covid-19 pandemic.**  
**(L-R):** Niya Butts, Jazmine Messingill, Kyra Elzy, Emma King, Nyah Leveretter, Dre'una Edwards, Olivia Owens, Keke McKinney, Rhyne Howard, Treasure Hunt, Chastity Patterson, Kameron Roach, Tatyanna Wyatt, Robyn Benton, Erin Toller, Blair Green, Amber Smith, Daniel Boice.



**2021-22**

**Front Row (L-R):** Niya Butts, Jada Walker, Jazmine Messingill, Rhyne Howard, Kyra Elzy, Blair Green, Robyn Benton, Erin Toller, Gail Goestenkor; **Second Row (L-R):** Passion Richardson, Amy Tilley, Lee Taylor, Amber Smith, Emma King, Dre'una Edwards, Olivia Owens, Nyah Leveretter, Treasure Hunt, DeNesha Stallworth, Tiffany Hayden, Aisha Foy; **Back Row (L-R):** Declan Maloney, Ethan Howard, Dashaun Williams, JT Orem, Daniel Boice, Carrie Marshall, Courtney Jones, Kim Troxall.





# CATS IN THE PROFESSIONAL/INTERNATIONAL RANKS

## Evelyn Akhator

Dallas Wings, 2017  
Dynamo NR (Russia), 2018  
Besiktas (Turkey), 2019  
Avenida (Spain), 2020  
Flammes (France), 2021

## Azia Bishop

Ses Okullari 55 Genclik (Turkey), 2016  
TS Ostrovia Ostrow (Poland), 2017  
Kastamonu Basketbol (Turkey), 2018  
Ferko Ilgaz (Turkey), 2018  
Hume City B. (Australia), 2019

## Victoria Dunlap

Washington Mystics (WNBA), 2011-2012  
Ankara (Turkey), 2011  
Hapoel Rishon Lezion (Israel), 2012  
Seattle Storm (WNBA), 2012  
Sport León (Spain), 2015  
Aros Leon Cuna del Parlemetarismo, 2016

## Makayla Epps

Chicago Sky, 2017  
Hoops (Lebanon), 2017-18

## Kastine Evans

Leicester Riders (England), 2014-15

## Amani Franklin

BC Nokia (Finland), 2012-2013  
TG 1889 Sandhausen (Germany), 2011-2012  
TSV Amicitia Viernheim (Germany), 2010-2011

## Bria Goss

Hyvinkaan Ponteva (Finland), 2015-2016  
Maccabi Raanana (Israel), 2017-2018  
Lulea Basket (Sweden), 2021

## Sabrina Haines

Uppsala (Sweden), 2021

## Jennifer Humphrey

Basket Landes (France), Sept. 2011-2013  
Basket Landes (France), Oct. 2010 - May 2011  
Calais (France), Sept. 2009 - April 2010  
Basket Landes (France), Jan. 2009 - April 2009  
Maccabi Bnot Ashod (Israel), Oct. 2008 - Dec. 2008  
Lodz (Poland), Oct. 2007 - April 2008

## Maci Morris

Empoli (Italy), 2019-20

## A'dia Mathies

Los Angeles Sparks (WNBA), 2013-14  
Ramat Hasharon (Israel) 2014-15

## Taylor Murray

Vasas Akademia (Hungary), 2019-20  
Norrköping (Sweden), 2021

## Jennifer O'Neill

Minnesota Lynx (WNBA), 2015  
Hapoel Rishon Le-Zion (Israel), 2015-16  
Artego Bydg. (Poland), 2017-2018  
Sparta&K MR (Russia), 2018-19  
Artego Bydg. (Poland), 2019-20  
Samara (Russia), 2021

## Shantia Owens

Miami Sol (WNBA), 2000  
Charlotte Sting (WNBA), 2000-2002  
Gran Canaria (Spain), 2000  
Ensino (Spain), 2000  
Mersin (Turkey), 2006  
Boa Viagem (Portugal), 2007  
Odra Brzeg (Poland), 2007-2008

## Chasity Patterson

Dafni Agioy (Greece), 2021

## Eleia Roddy

Ensino (Spain), 2010

## Jaida Roper

Dinnoiland (Dutch), 2021

## Valerie Still

Columbus Quest (APL), 1996-99  
Washington Mystics (WNBA), 1999  
Orlando Miracle (WNBA), 2002, Assistant Coach  
Washington Mystics (WNBA), 2001, Ast. Coach  
GBC Milano (Italy), 1983-1985  
GEAS/ Spagetti Express Sesto San Giovanni (Italy), 1985-1988  
Nuvenia Magenta (Italy), 1988-1990  
Pool Comense Como (Italy), 1990-1991  
Sireg Alzate Brianza (Italy), 1991-1992  
Conad Cesena (Italy), 1992-1993  
Famila Schio (Italy), 1994

## DeNesha Stallworth

Stadium Casablanca (Spain), 2014-2015  
Universitario de Ferrol (Spain), 2015  
SEQ Basketball (Australia), 2015-16  
Canberra Capitals (Australia), 2016  
TS Wisla Krakow (Poland), 2016  
Artego Bydgoszcz (Poland), 2016-17  
Sparta&K MR (Russia), 2018-19  
CCC Polkowice (Poland), 2019-20

## Jane Thompson

SV Halle Lions, 2017  
Mark (Sweden), 2017-18  
Piestanske C. (Slovakia), 2018-19  
Zabiny Brno (Czech Republic), 2019-20  
Hainaut (France), 2021

## Tiffany Wait

Orlando Miracle (WNBA), 2000-2002

## Samaria Walker

Stadium Casablanca (Spain), 2014-2015  
Mann Filter Zaragoza (Spain), 2015  
Gran Canaria (Spain), 2015  
Gladstone Port City Power (Australia), 2015  
Sudova-Mantinga Marijampole (Lithuania), 2016  
Visby Ladies (Sweden), 2016-17  
Catz (SM-sarja) (Finland), 2017-18

## UK IN THE WNBA DRAFT

### 2017 WNBA DRAFT

Evelyn Akhator - Dallas Wings - 1st round (3rd pick overall)  
Makayla Epps - Chicago Sky - 3rd round (33rd pick overall)

### 2014 WNBA Draft

DeNesha Stallworth - Connecticut Sun - 3rd round (25th pick overall)

### 2013 WNBA Draft

A'dia Mathies - Los Angeles Sparks - 1st round (10th pick overall)

### 2011 WNBA Draft

Victoria Dunlap - Washington Mystics - 1st round (11th pick overall)

## 2000 WNBA Draft

Shantia Owens - Phoenix Mercury -4th round (53rd pick overall)

## Professional Awards/Honors

- 1997, ABL Finals MVP, Valerie Still, Columbus Quest
- 1998, ABL Finals MVP, Valerie Still, Columbus Quest
- All-ABL Team (top 10 players in the ABL League), Valerie Still
- 8-time Italian League All-Star, Valerie Still

## ALL-TIME ROSTER BY PREVIOUS COLLEGE OR UNIVERSITY

1982-83	Terri Naiser – Hanover College
1985-86	Shelly Miller – Penn St. (played volleyball)
1989	Mary Custard – Lees Junior College Ruth Ann Mountain – Lees Junior College Theresa Stewart – Lees Junior College
1989-90	Vanessa Foster-Sutton – Truett-McConnell JC Malinka Salhi – Independence Junior College Lisa Ellis – Oregon St., Long Beach St.
1991-92	Rebekah Reasor – Chowah Junior College
1993-95	Stephanie Baker – Sullivan Junior College
1997-98	Nikki Hay – Northeastern Oklahoma Junior College
1998-99	Jaye Barnes – Florida Community College
1999	Rae Keith – Cincinnati St. Community College
1999-00	Erica Jackson – Central Florida Community College Shantia Owens – Trinity Valley Community College
2002	Shareon Patterson – Pensacola Junior College
2003-04	Racquel Ellis – Cincinnati St. Community College Kristen Grassi – Hill Junior College Samantha Newton – Wabash Valley Junior College
2004	E'Lisa Ladson – Wesleyan College (Ga.)
2004-07	Nastassia Alcuis – Dayton
2008	Chelsea Chowning – Xavier
2009-10	Rebecca Gray – North Carolina Jackie Sanders – Gulf Coast Community College
2009-12	Keyla Snowden – Akron; Crystal Riley – LSU
2012-14	Samarie Walker – Connecticut DeNesha Stallworth – California
2013-15	Jelléah Sidney – Chipola Junior College
2014-16	Ivana Jakubcova – Murray State College
2015-17	Evelyn Akhator – Chipola Junior College
2016-18	Makenzie Cann – Cincinnati Jessica Hardin – Bellarmine; Makenzie Cann – Cincinnati
2017-18	Ogechi Anyagaligbo – Stony Brook Jessica Hardin – Bellarmine; Ogechi Anyagaligbo – Stony Brook
2016-20	Amanda Paschal – Gulf Coast State College
2018-20	Nae Nae Cole – NC State Sabrina Haines – Arizona State;
2019-21	Chasity Patterson - Texas
2019-Pres.	Dre'una Edwards - Utah
2020-Pres.	Robyn Benton - Auburn Jazmine Massengill - Tennessee Olivia Owens - Maryland






# CATS REPRESENT AMERICA



## **Patty Jo Hedges (1983)**

Hedges was a member of the silver medal winning 1983 USA World Championship Team which compiled a 6-2 record in Sao Paulo, Brazil. Hedges was also a member of the gold medal winning 1983 Junior Pan American Games, which registered a perfect 5-0 record in Caracas, Venezuela.



## **Bebe Croley (1985, 86)**

Croley represented UK two straight years (1985 and '86) on the USA Select squad. In the summer of 1985, Croley and the US squad toured Europe and participated in the Jones Cup competition in Taiwan. In 1986, the Select team competed in the Canadian Invitational games. It marked the second straight year Bebe was named to the USA team.



## **Stacey Reed (1995)**

Reed won a silver medal as a member of the World University Games Team. She then helped the USA Basketball's Jones Cup team take a Gold medal in Taiwan. She was a member of the USA Junior Select team in the summer of 1992.

## **Jodie Whitaker (1986, 87)**

Whitaker played on the Gold medal-winning South squad in the summer of 1986 and went on to compete on the USA Junior Pro team that competed in the Jones Cup tournament in Taiwan in 1987.

## **Bernadette Mattox (1998)**

Mattox was the first head coach for a women's basketball team at UK to be selected to coach at the USA Women's World Championship. Mattox helped lead the 1998 World Championship team to an 8-0 record and its third gold medal by defeating Russia 71-65.

## **Linnae Harper (2013 and 2015)**

Harper played for the U19 World Championship team, helping the USA reach a 9-0 record and win a gold medal in Lithuania. She averaged 8.4 points, 5.0 rebounds, 3.6 assists and 2.0 steals per game. In 2015, Harper was a member of the USA Women's Pan American Team which went 4-1, falling to Canada in the gold-medal game. Harper averaged 8.2 points, 1.8 rebounds and a team-high tying 1.8 steals per game, playing in all five contests.

## **Liz Lukschu/Maria Donhoff (1978)**

Both Lukschu and Donhoff won a silver medal in the Junior Pan American Games (1978) with the USA National Junior Women's Basketball team that toured South America.

## **Valerie Still (1980, 81, 82)**

Following her freshman and junior year, Still played for the USA R. William Jones Cup team in Taipei, Taiwan. In the summer of 1981, she competed for the U.S. in the World University Games in Romania, where she helped lead the team to a silver medal.



## **Rhyne Howard (2018, 19, 21)**

In the summers of 2018, 2019 and 2021, Rhyne Howard traded in her UK Blue and White for USA Red, White and Blue and shined on the international stage. In 2018, Howard played in the FIBA U18 Women's Americas Championship earning MVP honors for the event after averaging 8.5 points and 4.7 rebounds per game. Howard hit 45.5 percent from the field and 31.8 percent from long range in the event with 18 assists, 11 steals and 8 blocks. The following summer, Howard continued her successful stretch playing for Team USA as she led the Red, White and Blue in scoring on its way

to winning the 2019 FIBA U19 World Cup championship in Bangkok, Thailand. For her efforts, Howard was tabbed to the all-tournament team. Howard, who had 10 points, seven rebounds, three assists, two steals and two blocks in the championship game, led the USA in scoring throughout the week averaging 13.1 points per game with 5.1 rebounds per game and hitting 44.7 percent from long range. Howard helped the stars and stripes earn gold abroad as she powered the 2021 Team USA FIBA AmeriCup Team to a success 6-0 run over the last week in Puerto Rico. Howard was brilliant throughout the event, averaging 13.2 points per game with 3.7 rebounds per game, 3 assists per game, 1.7 steals per game and 0.8 blocks per game. For her performance, Howard was tabbed the FIBA AmeriCup Most Valuable Player and was named to the all-tournament team.

## RETIRED JERSEY - VALERIE STILL

UK's All-Time Leading Scorer and Rebounder, UK Hall of Fame Charter Class

Some programs have a once-in-a-lifetime player who serves as a standard for all future student-athletes. An exceptional personality. An outstanding role model. A great basketball player. For Kentucky, that player is Valerie Still.

Although Still played long ago (1979-83), she remains the "Top Cat" in UK women's basketball annals. She was honored as such on Jan. 12, 2003 with a jersey retirement ceremony at halftime of the Alabama game. She became the first female letter winner in any UK sport to have her jersey retired.

Still is the leader among all Wildcats (men or women) for career scoring (2,763) and rebounding (1,525). She was a three-time consensus All-American. She led the program in scoring four-straight seasons with a career average of 23.2 points. At one point during the 1981-82 season, she led the nation in both scoring and rebounding before finishing second in both categories (24.8 ppg and 14.3 rpg).

She led the Cats to their highest national ranking (4th) in 1983 and helped UK roll up a 30-game home court win streak from 1980-82.

In 1983, Still led the sixth-ranked Cats to an 80-66 upset over powerhouse Old Dominion before a record crowd of 10,622 in UK's Memorial Coliseum.

After leaving Kentucky, Still had a successful career in the Italian Professional League. While in Italy, Still was a television actress and hosted her own TV show, "Still Basket." She is also an accomplished print model and a professional caliber jazz, pop and concert pianist.



Upon her return to the United States, Still became a charter member of the American Basketball League for Women and was a two-time MVP of the ABL Championship Series. Still later played for the Washington Mystics of the WNBA before retiring from basketball. She also was an assistant coach for the Orlando Miracle for two seasons.

Still returned to Lexington to complete her degree in animal sciences and graduated with honors in 2001. She went on to earn a master's degree in African American and African studies at The Ohio State University and is working on a doctorate dissertation from there as well.

In September 2005, Still was inducted into the charter class in the newly created UK Athletics Hall of Fame. She was the only female of the 88 inductees.

In the summer of 2019, Still was inducted into the Women's Basketball Hall of Fame becoming the first Wildcat player to be enshrined in those historic halls. She was named to the UK Distinguished Alumni Hall of Fame in 2020.

Still currently lives in Palmyra, N.J. with her son, Aaron, who is attending the Naval Academy Preparatory School. Recently, Still has starred in OWN's "Mom's Got Game" a reality show which explores the relationship with former WNBA basketball star Pamela McGee and her 25-year-old son, Denver Nuggets center, JaVale McGee. She also owns a publishing company, STILL Publications. One of her first projects was the release of UK legendary sports writer Russell Rice's latest book on UK basketball, "Big Blue Nation: Kentucky's Native Sons and Daughters."



# YEAR-BY-YEAR TEAM STATISTICS

Season	G	FG-FGA	FG%	3FG-3FGA	3FG%	FT-FTA	FT%	Reb-Avg	PF-D	A	TO	BS	St	Pts	Avg
<b>1977-78</b>															
UK	35	1096-2550	43.0	--	--	541-859	63.0	1426-40.7	747--	480	794	--	--	2733	78.0
Opp.	35	1012-2537	40.0	--	--	509-780	65.2	1186-33.9	793--	362	686	--	--	2533	72.4
<b>1978-79</b>															
UK	29	798-1870	42.7	--	--	400-598	66.9	1223-42.2	600-18	390	721	72	279	1996	68.4
Opp.	20	791-1806	43.8	--	--	396-616	64.3	1094-37.7	540-16	425	594	96	278	1978	68.2
<b>1979-80</b>															
UK	29	983-2049	48.0	--	--	455-681	66.8	1413-48.7	656-25	509	583	107	280	2421	83.5
Opp.	29	738-1815	40.7	--	--	459-684	67.1	935-32.2	603-30	320	576	83	225	1908	65.8
<b>1980-81</b>															
UK	31	1004-2013	49.8	--	--	486-701	69.3	1340-43.2	665-23	590	595	116	344	2494	80.4
Opp.	31	816-1986	41.0	--	--	417-625	66.7	1136-36.6	674-23	399	628	65	255	2049	66.0
<b>1981-82</b>															
UK	32	1045-2140	48.8	--	--	454-667	68.0	1377-43.0	544-10	665	574	97	268	2544	79.5
Opp.	32	963-2198	43.8	--	--	317-500	63.4	1225-38.2	636-21	584	572	115	233	2243	70.0
<b>1982-83</b>															
UK	28	929-1813	51.2	--	--	477-669	71.3	1169-41.7	509-12	536	522	87	235	2335	83.4
Opp.	28	800-1844	43.4	--	--	373-532	70.1	1007-36.0	620-34	390	555	58	212	1973	70.5
<b>1983-84</b>															
UK	28	897-1747	51.3	--	--	328-416	78.8	984-35.1	547-20	511	578	68	243	2122	75.8
Opp.	28	814-1800	45.2	--	--	378-562	67.2	995-35.5	490-14	390	502	45	234	2006	71.6
<b>1984-85</b>															
UK	28	802-1728	46.4	--	--	358-274	75.5	1083-38.7	511-12	409	558	95	269	1962	70.0
Opp.	28	747-1722	43.0	--	--	366-507	72.2	993-35.5	477-12	314	536	60	223	1860	66.4
<b>1985-86</b>															
UK	29	987-1926	51.2	--	--	349-481	72.7	1103-38.0	497-14	575	596	101	341	2323	80.1
Opp.	29	864-1840	46.9	--	--	312-479	65.1	1027-35.4	473-16	430	640	71	258	2040	70.3
<b>1986-87</b>															
UK	28	841-1732	48.6	--	--	351-471	74.5	1101-39.3	465-6	461	558	88	272	2033	72.6
Opp.	28	764-1784	42.8	--	--	349-528	66.1	994-35.5	483-17	407	494	78	264	1877	67.0
<b>1987-88</b>															
UK	29	863-1954	44.2	54-150	36.0	368-511	72.0	1196-41.2	566-19	478	528	82	253	2148	74.1
Opp.	29	880-1988	44.3	50-147	34.0	433-646	67.0	1252-43.2	533-15	494	495	109	304	2243	77.3
<b>1988-89</b>															
UK	28	802-1822	44.0	78-210	37.1	384-555	69.2	1094-39.1	556-12	391	572	62	275	2066	73.8
Opp.	28	814-1825	44.6	39-131	29.8	426-634	67.2	1212-43.3	532-15	375	576	75	280	2093	74.8
<b>1989-90</b>															
UK	31	971-2084	46.6	38-128	29.7	560-853	65.7	1340-43.2	621-14	567	603	78	372	2540	81.9
Opp.	31	767-1906	40.2	90-224	40.2	419-645	65.0	1277-41.2	728-34	433	790	92	279	2043	65.9





# YEAR-BY-YEAR TEAM STATISTICS

Season	G	FG-FGA	FG%	3FG-3FGA	3FG%	FT-FTA	FT%	Reb-Avg	PF-D	A	TO	BS	St	Pts	Avg
<b>1990-91</b>															
UK	29	861-2024	42.5	134-401	33.4	476-697	68.3	1314-45.3	568-6	427	575	97	382	2332	80.4
Opp.	29	769-1868	41.2	69-219	31.5	425-655	64.9	1231-42.4	593-13	428	649	67	316	2032	70.1
<b>1991-92</b>															
UK	30	753-1816	41.5	157-466	33.7	543-782	69.4	1177-39.2	588--	319	594	71	314	2206	73.5
Opp.	30	818-1919	42.6	101-313	32.3	432-641	67.4	1278-42.6	618--	396	603	85	305	2169	72.3
<b>1992-93</b>															
UK	28	719-1802	39.9	134-502	30.7	342-519	65.9	1173-41.9	555-2	353	518	71	324	1934	69.1
Opp.	28	600-1574	38.1	77-277	27.8	398-601	66.2	1127-40.3	502--	278	640	73	282	1675	59.8
<b>1993-94</b>															
UK	28	786-1918	41.0	156-464	33.6	453-656	69.1	1195-42.7	610-0	434	526	76	345	2181	77.9
Opp.	28	703-1695	41.5	144-417	34.5	457-668	68.4	1179-42.1	571--	378	666	98	254	2007	71.7
<b>1994-95</b>															
UK	28	682-1753	38.9	164-548	29.9	310-464	66.8	1100-39.3	502-3	346	457	61	271	1838	65.6
Opp.	28	628-1555	40.4	108-387	27.9	394-568	69.4	1106-39.5	480--	315	552	56	220	1758	62.8
<b>1995-96</b>															
UK	27	605-1496	40.4	127-416	30.5	335-479	69.9	984-36.4	425-9	370	546	28	213	1672	61.9
Opp.	27	708-1631	43.4	140-378	37.0	301-421	71.5	987-36.6	432--	414	460	70	254	1857	68.8
<b>1996-97</b>															
UK	27	602-1491	40.4	107-318	33.6	346-490	70.6	974-36.1	530-12	363	586	35	216	1657	61.4
Opp.	27	679-1599	42.5	102-326	31.3	377-536	70.3	1013-37.5	463--	354	503	69	288	1937	68.0
<b>1997-98</b>															
UK	28	661-1550	42.6	91-291	31.3	361-545	66.2	1020-36.4	585-14	345	732	90	251	1774	63.4
Opp.	28	675-1636	41.3	95-341	27.9	462-693	66.7	1065-38.0	492--	370	626	68	288	1907	68.1
<b>1998-99</b>															
UK	32	858-1935	44.3	136-392	34.7	514-805	63.9	1280-40.0	698-21	465	622	115	277	2366	73.9
Opp.	32	761-1897	40.1	125-428	29.2	565-817	69.2	1195-37.3	647--	281	609	82	236	2212	69.1
<b>1999-2000</b>															
UK	29	756-1718	44.0	99-315	31.4	309-501	61.7	1052-36.3	560-16	374	595	130	317	1920	66.2
Opp.	29	654-1661	39.4	98-359	27.3	383-566	67.7	1101-38.0	484--	313	651	71	220	1789	61.7
<b>2000-01</b>															
UK	27	644-1601	40.2	48-178	27.0	304-478	63.6	932-34.5	553-22	306	588	56	270	1640	60.7
Opp.	27	756-1600	47.3	110-334	32.9	432-618	69.9	1050-38.9	453--	415	543	83	251	2054	76.1
<b>2001-02</b>															
UK	29	748-1713	43.7	97-320	30.3	275-439	62.6	991-34.2	549-13	412	612	63	331	1868	64.4
Opp.	29	743-1681	44.2	127-400	31.8	412-621	66.3	1077-37.1	424--	209	611	76	273	2025	69.8
<b>2002-03</b>															
UK	27	671-1581	42.4	158-416	38.0	277-404	68.6	979-36.3	513-15	329	529	91	219	1777	65.8
Opp.	27	688-1686	40.8	154-463	33.3	381-570	66.8	1064-39.4	398--	392	444	88	234	1911	70.8



# YEAR-BY-YEAR TEAM STATISTICS

Season	G	FG-FGA	FG%	3FG-3FGA	3FG%	FT-FTA	FT%	Reb-Avg	PF-D	A	TO	BS	St	Pts	Avg
<b>2003-04</b>															
UK	28	675-1669	40.4	121-391	30.9	392-533	73.5	1035-37.0	483-11	483	457	52	201	1863	66.5
Opp.	28	709-1701	41.7	154-543	28.4	332-490	67.8	1086-38.8	517--	338	465	110	172	1904	68.0
<b>2004-05</b>															
UK	34	867-1969	44.0	162-475	34.1	452-631	71.6	1334-39.2	532-7	406	553	125	223	2348	69.1
Opp.	34	788-2044	38.6	173-554	31.2	395-581	68.0	1204-35.4	564--	372	518	117	231	2144	63.1
<b>2005-06</b>															
UK	31	774-1834	42.2	149-433	34.4	438-636	.689	1284-41.4	530-8	424	525	135	195	2135	68.9
Opp.	31	702-1836	38.2	128-454	28.2	387-569	.680	1073-34.6	563--	327	487	133	231	1919	61.9
<b>2006-07</b>															
UK	34	888-2091	42.5	155-524	29.6	461-685	67.4	1400-41.2	596-12	455	545	152	227	2392	70.4
Opp.	34	760-2032	37.4	133-438	30.4	463-647	71.6	1243-36.6	616--	328	555	116	230	2116	62.2
<b>2007-08</b>															
UK	33	721-1908	37.8	124-420	29.5	458-714	64.1	1319-40.0	566-3	350	581	141	205	2024	61.3
Opp.	33	756-1970	38.4	143-460	31.1	410-617	66.5	1265-38.8	615--	337	542	115	237	2065	62.6
<b>2008-09</b>															
UK	32	712-1882	.378	141-477	.296	459-649	.707	1313-41.0	525-7	319	566	113	222	2024	63.2
Opp.	32	718-1838	.391	144-457	.315	378-541	.699	1158-36.2	571--	330	541	134	245	1958	61.2
<b>2009-10</b>															
UK	36	922-2216	.416	187-588	.318	631-891	.708	1368-38.0	659-12	442	559	145	418	2662	73.9
Opp.	36	775-1991	.389	138-473	.292	456-666	.685	1345-37.4	743--	361	823	158	234	2144	59.6
<b>2010-11</b>															
UK	34	829-2155	.385	182-597	.305	572-825	.693	1305-38.4	626-12	378	558	115	373	2412	70.9
Opp.	34	761-1834	.415	166-455	.365	429-629	.682	1297-38.1	694--	350	817	151	201	2117	62.3
<b>2011-12</b>															
UK	35	925-2302	.402	211-659	.320	528-784	.673	1379-39.4	688-9	439	614	129	422	2589	74.0
Opp.	35	748-1820	.411	105-368	.285	482-715	.674	1281-36.6	676--	360	939	134	253	2083	59.5
<b>2012-13</b>															
UK	36	1001-2392	.418	240-731	.328	471-672	.701	1410-39.2	647-10	475	558	181	429	2713	75.4
Opp.	36	757-1907	.397	121-410	.295	448-659	.680	1292-35.9	624--	365	853	108	226	2083	57.9
<b>2013-14</b>															
UK	35	1029-2369	.434	192-564	.340	595-883	.674	1513-43.2	725-11	496	543	141	343	2845	81.3
Opp.	35	862-2156	.400	153-526	.291	519-760	.683	1354-38.7	733--	414	699	133	206	2396	68.5
<b>2014-15</b>															
UK	34	905-2271	.399	154-539	.286	607-903	.672	1414-41.6	715-20	370	553	148	335	2571	75.6
Opp.	34	828-2057	.403	162-511	.317	527-761	.693	1392-40.9	746--	418	741	175	223	2345	69.0
<b>2015-16</b>															
UK	33	934-2055	.455	154-433	.356	443-627	.707	1321-40.0	584-15	475	507	131	222	2465	74.7
Opp.	33	743-1995	.372	176-590	.298	338-510	.663	1138-34.5	636--	416	575	138	205	2000	60.6



# YEAR-BY-YEAR TEAM STATISTICS

Season	G	FG-FGA	FG%	3FG-3FGA	3FG%	FT-FTA	FT%	Reb-Avg	PF-D	A	TO	BS	St	Pts	Avg
--------	---	--------	-----	----------	------	--------	-----	---------	------	---	----	----	----	-----	-----

## 2016-17

UK	33	848-1988	.427	169-551	.307	474-632	.750	1203-36.5	486-9	426	394	80	209	2339	70.9
Opp.	33	788-1939	.406	201-590	.341	319-445	.717	1129-34.2	617--	466	487	134	179	2096	63.5

## 2017-18

UK	32	801-1884	.425	193-525	.368	383-522	.734	1124-35.1	548-12	425	422	113	219	2178	68.1
Opp.	32	747-1816	.411	211-601	.351	397-541	.734	1093-34.2	544--	486	469	131	176	2102	65.7

## 2018-19

UK	33	852-2072	.411	234-642	.364	424-569	.745	1119-33.9	595-9	437	421	112	355	2362	71.6
Opp.	33	708-1722	.411	156-487	.320	380-594	.640	1212-36.7	605--	420	700	124	195	1952	59.2

## 2019-20

UK	30	765-1853	.413	252-694	.363	393-543	.724	1014-33.8	532-6	413	361	106	266	2175	72.5
Opp.	30	656-1588	.413	120-409	.293	375-553	.678	1087-36.2	543--	365	597	113	156	1807	

## 2020-21

UK	27	738-1724	.428	195-563	.346	299-411	.727	988-36.6	450-4	372	340	104	245	1970	72.96
Opp.	27	668-1598	.418	132-426	.310	326-478	.682	1006-37.3	397-6	303	429	89	148	1794	66.44





# KENTUCKY CAREER RECORDS

## GAMES PLAYED

Player	Years	G
1. A'dia Mathies (G)	2010-13	140
2. Kastine Evans (G)	2011-14	139
3. Brittany Henderson (F)	2010-13	136
4. Azia Bishop (C)	2012-15	134
Bria Goss (G)	2012-15	134
6. Makayla Epps (G)	2013-17	133
Victoria Dunlap (F)	2008-11	133
Jennifer O'Neill (G)	2011-15	133
9. Sam Mahoney (G)	2005-08	132
Sarah Elliott (C)	2005-08	132
Bernisha Pinkett (G)	2011-14	132

## GAMES STARTED

Player	Years	G
1. A'dia Mathies	2010-13	139
2. Victoria Dunlap	2008-11	133
3. Maci Morris	2016-19	129
4. Sam Mahoney	2005-08	121
5. Valerie Still	1979-83	119
Bria Goss	2012-15	119
6. Tiffany Wait	1995-2000	117
7. Lea Wise	1979-83	116
8. Stacey Reed	1991-95	110
10. Patty Jo Hedges/ Amber Smith	1979-83/ 2008-12	109

## CAREER SCORING

Player	Season	G	Avg	Pts
1. Valerie Still (C)	1979-83	119	23.2	2,763
2. A'dia Mathies (G)	2010-13	140	14.4	2,014
3. Victoria Dunlap (F)	2008-11	133	13.9	1,846
4. Leslie Nichols (F)	1982-86	111	18.2	1,797
5. Makayla Epps (G)	2013-17	133	13.5	1,790
6. Maci Morris (G)	2016-19	129	13.1	1,692
7. <b>Rhyn Howard (G)</b>	<b>2019-Pres.</b>	<b>83</b>	<b>19.9</b>	<b>1,655</b>
8. Sam Mahoney (G)	2005-08	132	12.1	1,601
9. Pam Browning (C)	1974-78	107	14.9	1,598
10. Sara Potts (G/F)	2001-05	117	13.4	1,563

## SCORING AVERAGE

Player	Season	G	Pts	Avg
1. Valerie Still	1979-83	119	2,763	23.2
2. <b>Rhyn Howard</b>	<b>2019-Pres.</b>	<b>83</b>	<b>1,655</b>	<b>19.9</b>
3. Leslie Nichols	1982-86	111	1,797	18.2
4. Pam Browning	1974-78	n/a	1,598	14.9
5. A'dia Mathies	2010-13	140	2,014	14.4
6. Bebe Croley	1984-88	94	1,399	14.2
7. Victoria Dunlap	2008-11	133	1,846	13.9
8. SeSe Helm	2000-04	108	1,487	13.8
9. Evelyn Akhator	2015-17	66	906	13.7
10. Makayla Epps	2013-17	133	1,790	13.5

## FIELD GOALS MADE

Player	Seasons	G	FGA	FGM
1. Valerie Still	1979-83	123	1,931	1,118
2. Leslie Nichols	1982-86	111	1,448	757
3. A'dia Mathies	2010-13	140	1,687	712
4. Victoria Dunlap	2008-11	133	1,473	696
5. Makayla Epps	2013-17	133	1,449	668
6. Sarah Elliott	2005-08	132	1,221	657
7. Maci Morris	2016-19	129	1,452	598
8. SeSe Helm	2000-04	108	1,195	590
9. Elisabeth Lukschu	1977-81	119	999	586
10. <b>Rhyn Howard</b>	<b>2019-Pres.</b>	<b>83</b>	<b>1,306</b>	<b>575</b>

## FIELD GOALS ATTEMPTED

Player	Seasons	G	FGM	FGA
1. Valerie Still	1979-83	123	1,118	1,931
2. A'dia Mathies	2010-13	140	712	1,687
3. Victoria Dunlap	2008-11	133	696	1,473
4. Maci Morris	2016-19	129	598	1,452
5. Makayla Epps	2013-17	133	668	1,449
6. Leslie Nichols	1982-86	111	757	1,448
7. Sam Mahoney	2005-08	132	560	1,436
8. Sara Potts	2001-05	117	552	1,389
9. Stacey Reed	1991-95	114	512	1,318
10. Jodie Whitaker	1985-89	111	571	1,317

## FIELD GOAL PERCENTAGE (MIN. 400 ATTEMPTS)

Player	Seasons	FGM	FGA	Pct
1. Liz Lukschu	1977-81	586	999	.587
2. Valerie Still	1979-83	1,118	1,931	.578
3. Debbie Miller	1983-87	396	699	.560
4. Evelyn Akhator	2015-17	356	658	.541
5. Sarah Elliott	2005-08	657	1,221	.538
6. Leslie Nichols	1982-86	757	1,448	.523
7. J. Humphrey	2003-07	365	714	.511
8. Karen Mosley	1982-86	470	909	.510
9. Lisa Collins	1980-84	415	815	.509
10. DeNesha Stallworth	2013-14	332	662	.502

## 3-POINT FIELD GOALS MADE

Player	Years	Pct	3FGA	3FG
1. Sara Potts	2001-05	.377	719	271
2. Maci Morris	2016-19	.411	613	252
3. <b>Rhyn Howard</b>	<b>2019-Pres.</b>	<b>.381</b>	<b>561</b>	<b>214</b>
4. Jennifer O'Neill	2011-15	.349	564	197
5. A'dia Mathies	2010-13	.368	481	177
6. Keyla Snowden	2010-2012	.369	477	176
7. Stacey Reed	1991-95	.320	548	175
8. Jenny Pfeiffer	2003-07	.347	467	162
9. Tiffany Wait	1995-2000	.361	319	115
10. Sam Mahoney	2005-08	.318	355	113

## 3-POINT FIELD GOALS ATTEMPTED

Player	Years	Pct	3FG	3FGA
1. Sara Potts	2001-05	.377	271	719
2. Maci Morris	2016-19	.411	252	613
3. Jennifer O'Neill	2011-2015	.349	197	564
4. <b>Rhyn Howard</b>	<b>2019-Pres.</b>	<b>.381</b>	<b>214</b>	<b>561</b>
5. Stacey Reed	1991-95	.320	176	548
6. A'dia Mathies	2010-13	.368	177	481
7. Keyla Snowden	2010-2012	.369	176	477
8. Jenny Pfeiffer	2003-07	.347	162	467
9. Carly Morrow	2008-11	.273	108	395
10. Christina Jansen	1992-96	.252	98	388

## 3-PT FIELD GOAL PERCENTAGE (MIN. 200 ATT.)

Player	Years	3FG	3FGA	Pct
1. Maci Morris	2016-19	252	613	41.1
2. Kristi Cushenberry	1988-92	110	277	39.7
3. <b>Rhyn Howard</b>	<b>2019-Pres.</b>	<b>214</b>	<b>561</b>	<b>38.1</b>
4. Sara Potts	2001-05	271	719	37.7
5. Keyla Snowden	2010-2012	176	477	36.9
6. Jodie Whitaker	1985-89	80	217	36.8
A'dia Mathies	2010-13	177	481	36.8
8. Shaunda Roberts	1994-96	103	284	36.2
9. Tiffany Wait	1995-2000	115	319	36.1
10. Mia Daniel	1989-93	90	253	35.5

## FREE THROWS MADE

Player	Seasons	G	PCT.	FTA	FTM
1. Valerie Still	1979-83	119	.704	748	527
2. Victoria Dunlap	2008-11	133	.623	714	445
3. A'dia Mathies	2010-13	140	.700	590	413
4. Bria Goss	2012-15	134	.819	486	398
5. Tiffany Wait	1996-2000	122	.792	500	396
6. Sam Mahoney	2005-08	132	.675	545	368
7. Makayla Epps	2013-17	133	.719	491	353
8. Taylor Murray	2016-19	127	.833	400	333
9. Kristi Cushenberry	1989-92	118	.780	407	318
10. Elisabeth Lukschu	1978-81	119	.687	460	316

## FREE THROWS ATTEMPTED

Player	Seasons	G	PCT.	FTM	FTA
1. Valerie Still	1979-83	119	.861	527	748
2. Victoria Dunlap	2008-11	133	.623	445	714
3. A'dia Mathies	2010-13	140	.700	413	590
4. Sam Mahoney	2005-08	132	.675	368	545
5. Tiffany Wait	1996-2000	122	.792	396	500
6. Bria Goss	2012-15	134	.819	398	486
7. Liz Lukschu	1978-81	119	.687	316	460
8. Stacy McIntyre	1989-92	116	.710	296	416
9. Kristi Cushenberry	1989-92	118	.780	318	407
10. LaTonya McDole	1999-2002	117	.571	232	406



# KENTUCKY CAREER RECORDS

## FREE THROW PERCENTAGE (MIN. 200 ATT.)

Player	Seasons	G	FTM	FTA	PCT.
1. Jenny Pfeiffer	2003-07	119	247	287	.861
2. Maci Morris	2016-19	129	244	285	.856
3. Taylor Murray	2016-19	127	333	400	.833
4. Amani Franklin	2007-10	127	192	233	.824
5. Bria Goss	2012-15	134	398	486	.819
6. Jodie Whitaker	1986-89	111	211	259	.810
7. Tiffany Wait	1996-2000	122	396	500	.792
8. Debbie Miller	1984-87	109	300	239	.790
9. Selia Helm	2001-04	108	291	369	.789
10. Sara Potts	2002-05	117	188	240	.783

## REBOUNDS

Player	Seasons	G	Avg	Reb
1. Valerie Still	1979-83	119	12.8	1,525
2. Victoria Dunlap	2008-11	133	8.3	1,099
3. J. Humphrey	2003-07	129	7.5	964
4. Leslie Nichols	1982-86	111	7.9	877
5. Sarah Elliott	2005-08	132	6.1	800
6. Debra Oden	1976-80	109	7.2	785
7. Samarie Walker	2012-14	96	8.1	777
8. Kim Denkins	1994-98	107	7.1	762
9. Liz Lukschu	1977-81	119	6.1	722
10. LaTonya McDole	1998-2002	116	6.1	711

## REBOUNDING AVERAGE (MIN. 50 GAMES PLAYED)

Player	Seasons	G	Reb	Avg
1. Valerie Still	1979-83	119	1,525	12.8
2. Evelyn Akhator	2015-17	66	664	10.1
3. Victoria Dunlap	2008-11	133	1,099	8.3
4. Samarie Walker	2012-14	96	777	8.1
5. Leslie Nichols	1982-86	111	877	7.9
6. J. Humphrey	2003-07	129	964	7.5
7. Debra Oden	1976-80	109	785	7.2
8. Kim Denkins	1994-98	107	762	7.1
9. Jocelyn Mills	1989-93	103	703	6.8
10. <b>Rhyn Howard</b>	<b>2019-Pres.</b>	<b>59</b>	<b>387</b>	<b>6.6</b>
11. Bebe Croley	1984-88	94	599	6.4

## ASSISTS

Player	Seasons	G	Avg	Asst
1. Patty Jo Hedges	1980-83	120	6.091	731
2. Sandy Harding	1983-87	111	6.360	706
3. Jodie Whitaker	1985-89	111	4.180	464
Lea Wise	1979-83	120	3.866	464
5. Taylor Murray	2016-19	127	3.543	450
6. Stacey Reed	1991-95	114	3.877	442
7. Amber Smith	2008-12	123	3.455	425
8. Makayla Epps	2013-17	133	3.067	408
9. Rita Adams	1999-2003	110	3.636	400
10. Tracie Davis	1987-91	113	3.247	367

## ASSISTS PER GAME (MIN. 50 GAMES PLAYED)

Player	Seasons	G	Asst	Avg
1. Sandy Harding	1983-87	111	706	6.360
2. Patty Jo Hedges	1979-83	120	731	6.091
3. Jodie Whitaker	1985-89	111	464	4.180
4. Stacey Reed	1991-95	114	442	3.877
5. Lea Wise	1979-83	120	464	3.866
6. Angela Phillips	2003-05	62	230	3.710
7. Rita Adams	1999-2003	110	400	3.636
8. Taylor Murray	2016-19	127	450	3.543
9. Amber Smith	2008-2012	123	425	3.455
Tracie Davis	1987-91	113	367	3.247

## BLOCKS PER GAME (MIN. 50 BLOCKS)

Player	Seasons	G	Blks	Avg
1. Sarah Elliott	2005-08	132	195	1.47
2. DeNesha Stallworth	2012-14	65	87	1.34
3. Shantia Owens	1998-2000	61	81	1.33
Victoria Dunlap	2008-11	133	178	1.33
5. Valerie Still	1979-83	119	156	1.31
6. Victoria Dunlap	2008-11	100	129	1.29
7. Laura Meadows	1997-2000	89	95	1.17
8. Lisa Ellis	1988-90	59	68	1.15
9. Azia Bishop	2012-15	134	152	1.13
10. Samarie Walker	2011-14	96	96	1.00

## BLOCKS

Player	Seasons	G	Avg	Blks
1. Sarah Elliott	2005-08	132	1.47	195
2. Victoria Dunlap	2008-11	133	1.34	178
3. Valerie Still	1979-83	119	1.31	156
4. Azia Bishop	2012-15	134	1.13	152
5. KeKe McKinney	2018-21	113	0.95	107
J. Humphrey	2003-07	129	0.83	107
7. Leslie Nichols	1982-86	111	0.92	102
8. Samarie Walker	2011-14	96	1.00	96
9. Laura Meadows	1997-2000	89	1.17	95
10. Alyssa Rice	2015-18	125	0.74	93

## STEALS

Player	Seasons	G	Avg	Stls
1. A'dia Mathies	2010-13	140	2.286	320
2. Stacey Reed	1991-95	114	2.710	309
3. Victoria Dunlap	2008-11	133	2.310	307
4. Taylor Murray	2016-19	127	2.259	287
5. Leslie Nichols	1982-86	111	2.504	278
6. Patty Jo Hedges	1979-83	120	2.266	272
7. Rita Adams	1999-2003	110	2.427	267
8. LaTonya McDole	1998-2002	117	2.076	243
9. Christina Jansen	1992-96	107	2.140	229
10. Sandy Harding	1983-87	111	2.018	224

## STEALS PER GAME (MIN. 75 STEALS)

Player	Seasons	G	Stls	Avg
1. Stacey Reed	1991-95	114	309	2.710
2. Leslie Nichols	1982-86	111	278	2.504
3. Rita Adams	1999-2003	110	267	2.427
4. Victoria Dunlap	2008-11	133	307	2.310
5. <b>Rhyn Howard</b>	<b>2019-Pres.</b>	<b>83</b>	<b>191</b>	<b>2.301</b>
6. A'dia Mathies	2010-13	140	320	2.286
7. Patty Jo Hedges	1979-83	120	272	2.266
8. Taylor Murray	2016-19	127	287	2.259
9. Christina Jansen	1992-96	107	229	2.140
10. Chastiy Patterson	2019-21	46	98	2.130

## DOUBLE-DOUBLES (OVERALL/POINTS-REBOUNDS)

Player	Total
1. Valerie Still	66
2. Leslie Nichols	33
3. Evelyn Akhator	31
Victoria Dunlap	31
5. Jocelyn Mills	22
6. Kim Denkins	20
Samarie Walker	20
8. <b>Rhyn Howard</b>	<b>17</b>
9. Jennifer Humphrey	16
Eleia Roddy	16



# TEAM SEASON TOP-10 PERFORMANCES

## POINTS

	Pts	Year
1.	2845	2013-14
2.	2733	1977-78
3.	2713	2012-13
4.	2662	2009-10
5.	2589	2011-12
6.	2571	2014-15
7.	2544	1981-82
8.	2540	1989-90
9.	2494	1980-81
10.	2465	2015-16

## POINTS PER GAME

	PPG	Year
1.	83.5	1979-80
2.	83.4	1982-83
3.	81.9	1989-90
4.	81.3	2013-14
5.	80.4	1990-91
6.	80.4	1980-81
7.	80.1	1985-86
8.	79.5	1981-82
9.	78.0	1977-78
10.	77.9	1993-94

## SCORING MARGIN

	PPG	Year
1.	17.7	1979-80
2.	17.5	2012-13
3.	16.0	1989-90
4.	14.5	2011-12
5.	14.4	1980-81
6.	14.3	2009-10
7.	14.1	2015-16
8.	12.9	1982-83
9.	12.8	2013-14
10.	12.4	2018-19

## REBOUNDS

	Rebounds	Year
1.	1513	2013-14
2.	1426	1977-78
3.	1414	2014-15
4.	1413	1978-79
5.	1410	2012-13
6.	1400	2006-07
7.	1377	1981-82
8.	1368	2009-10
9.	1340	1989-90
10.	1340	1980-81

## FGS MADE

	Made	Year
1.	1096	1977-78
2.	1045	1981-82
3.	1029	2013-14
4.	1004	1980-81
5.	1001	2012-13
6.	987	1985-86
7.	983	1979-80
8.	971	1989-90
9.	934	2015-16
10.	929	1982-83

## FG ATTEMPTS

	FG Attempts	Year
1.	2550	1977-78
2.	2392	2012-13
3.	2369	2013-14
4.	2302	2011-12
5.	2271	2014-15
6.	2216	2009-10
7.	2155	2010-11
8.	2140	1981-82
9.	2091	2006-07
10.	2084	1989-90

## 3-POINT FIELD GOALS MADE

	Made	Year
1.	252	2019-20
2.	240	2012-13
3.	234	2018-19
4.	211	2011-12
5.	195	2020-21
6.	193	2017-18
7.	192	2013-14
8.	187	2009-10
9.	182	2010-11
10.	169	2016-17

## 3-POINT ATTEMPTS

	3PT Attempts	Year
1.	731	2012-13
2.	694	2019-20
3.	659	2011-12
4.	642	2018-19
5.	597	2010-11
6.	588	2009-10
7.	564	2013-14
8.	563	2020-21
9.	551	2016-17
10.	548	1994-95

## FTS MADE

	Made	Year
1.	631	2009-10
2.	607	2014-15
3.	595	2013-14
4.	572	2010-11
5.	560	1989-90
6.	543	1991-92
7.	541	1977-78
8.	528	2011-12
9.	514	1998-99
10.	486	1980-81

## FTS ATTEMPTED

	FT Attempts	Year
1.	903	2014-15
2.	891	2010-11
3.	853	1991-92
4.	825	2011-12
5.	805	1999-2000
6.	784	2012-13
7.	782	1992-93
8.	714	2008-09
9.	701	1981-82
10.	697	1991-92

## ASSISTS

	Assists	Year
1.	665	1981-82
2.	590	1980-81
3.	575	1985-86
4.	567	1989-90
5.	536	1982-83
6.	511	1983-84
7.	509	1979-80
8.	507	2015-16
9.	496	2013-14
10.	483	2003-04

## BLOCKS

	Blocks	Year
1.	181	2012-13
2.	152	2006-07
3.	148	2014-15
4.	145	2009-10
5.	141	2007-08
6.	141	2013-14
7.	135	2005-06
8.	131	2015-16
9.	130	1999-00
10.	129	2011-12

## TURNOVERS FORCED

	Forced TOs	Year
1.	939	2011-12
2.	853	2012-13
3.	823	2009-10
4.	817	2010-11
5.	790	1989-90
6.	741	2014-15
7.	700	2018-19
8.	699	2013-14
9.	686	1977-78
10.	666	1993-94

## STEALS

	Steals	Year
1.	429	2012-13
2.	422	2011-12
3.	418	2009-10
4.	382	1990-91
5.	373	2010-11
6.	372	1989-90
7.	355	2018-19
8.	345	1993-94
9.	344	1980-81
10.	343	2013-14

Note: Records kept since the 1977-78 season





# TEAM SINGLE-GAME TOP-10 PERFORMANCES

## POINTS

- 133 vs. Baylor (12/6/13)
- 121 vs. Kentucky State (11/24/89)
- 117 vs. Bradley (11/27/13)
- 116 vs. Lipscomb (11/21/13)
- 114 vs. Kent State (11/23/90)
- 112 vs. Florida Atlantic (12/30/2000)  
112 vs. Morehead State (11/18/15)
- 111 vs. Appalachian State (11/14/14)  
111 vs. Charleston (1/31/86)
- 109 vs. Grambling (12/29/13)  
109 vs. National College (2/22/84)

## REBOUNDS

- 67 vs. Wright State (3/22/14)  
67 vs. Morehead State (11/18/15)
- 66 vs. Rutgers (1/12/80)  
66 vs. National College (2/9/82)
- 65 vs. Cincinnati (2/10/93)
- 63 vs. Morehead State (11/23/12)  
63 vs. Duquesne (11/24/90)  
63 vs. Kent State (11/23/90)  
63 vs. Alabama-Birmingham (2/1/91)
- 62 vs. Murray State (11/26/10)

## FGS MADE

- 53 vs. Kentucky State (11/24/89)
- 45 vs. Bradley (11/27/13)  
45 vs. Lipscomb (11/21/13)  
45 vs. Morris Brown (12/23/02)
- 44 vs. Wright State (3/22/14)
- 43 vs. Morehead State (11/18/15)
- 41 vs. Western Carolina (12/18/18)
- 40 vs. Georgia Southern (11/13/13)  
40 vs. Eastern Kentucky (2/1/94)  
40 vs. Evansville (12/05/17)

## FG ATTEMPTS

- 101 vs. Marshall (2/1/78)
- 93 vs. Baylor (12/6/13)
- 92 vs. Morehead State (11/18/15)
- 90 vs. Jacksonville State (11/15/11)
- 89 vs. Morehead State (11/19/14)  
89 vs. Bradley (11/27/13)  
89 vs. Southern Miss (11/19/11)
- 87 vs. Mississippi State (2/12/15)
- 86 vs. Lipscomb (11/21/13)  
86 vs. Morris Brown (12/23/02)

## FG PERCENTAGE

- 74.1 vs. Alabama (2/7/87) 35-49
- 64.7 vs. Alabama (1/25/18) 33-51
- 60.9 vs. Nicholls State (12/21/04) 39-64
- 60.7 vs. Arkansas (2/18/07) 34-56
- 60.3 vs. Tennessee State (12/22/05) 38-63
- 59.6 vs. Eastern Michigan (11/25/15) 34-57
- 59.3 vs. Chattanooga (3/20/05) 35-59  
59.3 vs. Duquesne (11/28/03) 32-54
- 58.6 vs. Western Carolina (12/18/18) 41-70  
58.6 vs. Ole Miss (01/26/17) 34-58

## 3-POINT FIELD GOALS MADE

- 16 at Alabama (1/9/2020)
- 14 vs. Mississippi State (1/8/12)  
14 vs. Mississippi State (1/3/21)

- 13 vs. Southern University (11/11/18)  
13 vs. Detroit (12/1/93)  
13 vs. Tennessee (1/5/2020)  
13 vs. Winthrop (12/11/2019)
- 12 vs. New Hampshire (11/17/16)  
12 vs. Auburn (1/20/13)  
12 vs. USC Upstate (11/25/12)  
12 vs. Gonzaga (3/25/12)  
12 vs. Miami Ohio (12/1/09)  
12 vs. Stetson (11/22/05)  
12 vs. Charleston Southern (12/10/04)

## 3-POINT ATTEMPTS

- 32 vs. Southern Miss (11/19/11)  
32 vs. UCLA (12/28/94)  
32 vs. Morehead State (11/21/2019)
- 31 vs. Alabama (1/6/13)  
31 vs. Arkansas-Pine Bluff (12/11/11)  
31 vs. Morehead State (11/17/09)  
31 at Alabama (1/9/2020)
- 30 vs. USC Upstate (11/25/12)  
30 vs. Mississippi State (1/8/12)  
30 vs. Western Kentucky (12/5/95)
- 29 vs. NC State (03/25/19)  
29 vs. Texas A&M (01/27/19)

## FTS MADE

- 49 vs. Baylor (12/6/13)
- 36 vs. Miami Ohio (11/14/10)  
36 vs. Louisville (12/20/09)
- 34 vs. Oklahoma (11/28/14)
- 33 vs. Vanderbilt (1/23/11)  
33 vs. Louisville (2/19/92)
- 32 vs. Arkansas-Pine Bluff (12/11/11)
- 31 vs. Tennessee State (3/20/15)
- 29 vs. Oklahoma (3/21/16)  
29 vs. North Carolina A&T (1/1/09)  
29 vs. Memphis State (12/4/93)  
29 vs. Ohio State (1/7/92)

## FTS ATTEMPTED

- 66 vs. Baylor (12/6/13)
- 54 vs. Miami Ohio (11/14/10)
- 53 vs. Oklahoma (11/28/14)
- 52 vs. Louisville (12/20/09)
- 50 vs. Louisville (2/19/92)
- 48 vs. Vanderbilt (1/23/11)
- 44 vs. Arkansas-Pine Bluff (12/11/11)
- 43 vs. Tennessee State (12/28/14)  
43 vs. Northern Kentucky (12/3/14)  
43 vs. Memphis State (12/4/93)

## FT PERCENTAGE (MIN 10 MADE)

- 100.0 vs. Morehead (1977)  
100.0 vs. Chattanooga (11-of-11) (3/20/04)  
100.0 vs. Missouri (12-of-12) (1/13/13)  
100.0 vs. Furman (11-of-11) 12/6/08
- 95.8 vs. Wake Forest (23-of-24) 12/30/04
- 95.5 vs. UConn (21-of-22) (3/27/12)  
95.5 vs. Florida (21-of-22) (2/18/10)
- 95.2 vs. Georgia (20-of-21) (2/27/2020)
- 94.7 vs. Missouri (18-of-19) (03/08/19)  
94.7 vs. South Carolina (18-of-19) (2/21/10)

## ASSISTS

- 34 vs. Western Kentucky (2/16/81)
- 33 vs. Michigan (1/23/82) and Detroit (12/28/83)
- 32 vs. Morehead State (11/18/15)

- 32 vs. Kentucky State (11/24/89)
- 31 vs. Detroit (2/26/86)  
31 vs. Eastern Kentucky (1/5/86)
- 30 vs. Mississippi State (1/15/90)  
30 vs. East Carolina (11/28/87)  
30 vs. Valdosta State (11/27/83)  
30 vs. Seton Hall (12/5/81)
- 29 vs. Eastern Kentucky (2/1/94)  
29 vs. Tennessee State (1/15/87)  
29 vs. Old Dominion (1/23/87)  
29 vs. Charleston (12/19/82)  
29 vs. LSU (2/27/82)  
29 vs. Florida (12/31/81)

## BLOCKS

- 19 vs. North Carolina A&T (12/6/06)
- 12 vs. Wright State (3/22/14)  
12 vs. Tennessee State (12/22/05)
- 11 vs. Mississippi State (1/13/08)  
11 vs. Winthrop (1/3/00)  
11 vs. Kentucky State (1/16/89)
- 10 vs. Ole Miss (1/14/07)  
10 vs. UT-Martin (12/28/99)  
10 vs. Morehead State (11/23/12)  
10 vs. Texas A&M (2/18/13)  
10 vs. McNeese State (11/28/09)  
10 vs. Furman (12/6/08)  
10 vs. Indiana (12/9/88)  
10 vs. Evansville (12/05/17)

## TURNOVERS FORCED (83-84)

- 49 vs. Arkansas Pine Bluff (12/11/11)
- 48 vs. Jacksonville State (11/15/11)
- 46 vs. Stetson (12/20/89)
- 43 vs. Alabama State (11/07/18)
- 42 vs. Nebraska Omaha (11/23/11)
- 40 vs. Mississippi Valley State (1/1/10)
- 38 vs. USC Upstate (11/25/12)  
38 vs. Louisville (12/20/09)
- 37 vs. Jackson State (11/29/15)
- 36 vs. Alcorn State (12/28/12)  
36 vs. Morehead (11/12/10)  
36 vs. Charleston (1/31/86)

## STEALS (83-84)

- 28 vs. West Virginia (12/12/93)
- 25 vs. Arkansas Pine Bluff (12/21/10)  
25 vs. Eastern Illinois (12/17/90)
- 24 vs. Georgia Southern (11/13/13)  
24 vs. Morehead State (2/20/90)
- 23 vs. Alabama State (11/07/18)
- 22 vs. Louisville (1/19/94)  
22 vs. UT-Chattanooga (11/30/81)
- 21 vs. USC Upstate (11/25/12)  
21 vs. Arkansas Pine Bluff (12/11/11)  
21 vs. Louisville (12/20/09)  
21 vs. Mississippi State (1/4/92)  
21 vs. Miami (Ohio) (11/26/91)  
21 vs. Carson-Newman (12/13/80)  
21 vs. Morehead State (3/4/78)

Note: Records kept since the 1977-78 season



# KENTUCKY INDIVIDUAL SINGLE-SEASON RECORDS

## POINTS

Player	Season	G	PPG	PTS
1. Valerie Still	1981-82	32	24.8	794
2. Valerie Still	1982-83	28	25.0	700
3. Pam Browning	1976-77	26	25.5	663
4. Valerie Still	1979-80	29	22.1	641
<b>5. Rhyme Howard</b>	<b>2019-20</b>	<b>27</b>	<b>23.4</b>	<b>633</b>
Victoria Dunlap	2009-10	35	18.1	633
7. Valerie Still	1980-81	30	20.9	628
8. Makayla Epps	2016-17	33	17.7	583
9. A'dia Mathies	2012-13	36	16.1	579
10. Victoria Dunlap	2010-11	33	17.0	562

## SCORING AVERAGE

Player	Season	G	Pts	Avg
1. Pam Browning	1976-77	26	663	25.5
2. Valerie Still	1982-83	28	700	25.0
3. Valerie Still	1981-82	32	794	24.8
<b>4. Rhyme Howard</b>	<b>2019-20</b>	<b>27</b>	<b>633</b>	<b>23.4</b>
5. Valerie Still	1979-80	29	641	22.1
6. Valerie Still	1980-81	31	628	20.9
<b>7. Rhyme Howard</b>	<b>2020-21</b>	<b>24</b>	<b>497</b>	<b>20.7</b>
8. Leslie Nichols	1984-85	27	497	18.4
Leslie Nichols	1983-84	27	496	18.4
10. Stacey Reed	1993-94	28	509	18.2

## FIELD GOALS MADE

Player	Season	G	FGA	FGM
1. Valerie Still	1981-82	32	565	329
2. Valerie Still	1982-83	28	456	273
3. Valerie Still	1980-81	30	447	260
4. Valerie Still	1979-80	29	463	256
5. Victoria Dunlap	2009-10	35	459	228
6. Makayla Epps	2016-17	33	481	221
<b>7. Rhyme Howard</b>	<b>2019-20</b>	<b>27</b>	<b>490</b>	<b>212</b>
8. Leslie Nichols	1984-85	27	423	211
9. Belitta Croley	1987-88	23	409	209
10. Sarah Elliott	2006-07	34	372	208
Leslie Nichols	1983-84	27	379	208

## FIELD GOALS ATTEMPTED

Player	Season	G	FGM	FGA
1. Valerie Still	1981-82	32	329	565
<b>2. Rhyme Howard</b>	<b>2019-20</b>	<b>27</b>	<b>212</b>	<b>490</b>
3. Makayla Epps	2016-17	33	221	481
4. Valerie Still	1979-80	29	256	463
5. Victoria Dunlap	2009-10	35	228	459
6. Valerie Still	1982-83	28	273	456
7. Victoria Dunlap	2010-11	33	206	450
8. Valerie Still	1980-81	30	260	447
9. Sara Potts	2004-05	34	186	446
10. A'dia Mathies	2009-10	36	178	439

## 3-POINT FIELD GOALS MADE

Player	Year	Pct	3FGA	3FG
<b>1. Rhyme Howard</b>	<b>2019-20</b>	<b>.382</b>	<b>220</b>	<b>84</b>
2. Sara Potts	2004-05	.363	223	81
3. Maci Morris	2017-18	.475	158	75
Maci Morris	2018-19	.452	166	75
<b>5. Rhyme Howard</b>	<b>2018-19</b>	<b>.387</b>	<b>191</b>	<b>74</b>
Sara Potts	2002-03	.454	163	74
7. A'dia Mathies	2012-13	.422	173	73
8. Jennifer O'Neill	2012-13	.356	188	67
9. Sara Potts	2003-04	.354	186	66
10. Stacey Reed	1992-93	.386	168	65
Keyla Snowden	2010-11	.380	171	65

## 3-POINT FIELD GOALS ATTEMPTED

Player	Year	Pct	3FG	3FGA
1. Sara Potts	2004-05	.363	81	223
<b>2. Rhyme Howard</b>	<b>2019-20</b>	<b>.382</b>	<b>84</b>	<b>220</b>
<b>3. Rhyme Howard</b>	<b>2018-19</b>	<b>.387</b>	<b>74</b>	<b>191</b>
4. Jennifer O'Neill	2012-13	.356	67	188
5. Jenny Pfeiffer	2006-07	.324	57	176
6. Shaunda Roberts	1995-96	.368	64	174
Keyla Snowden	2011-12	.345	60	174

8. A'dia Mathies	2012-13	.422	73	173
9. Stacey Reed	1992-93	.387	65	168
10. Jennifer O'Neill	2014-15	.323	54	167

## 3-POINT FIELD GOAL PCT. (MIN. 100 ATT.)

Player	Year	3FG	3FGA	Pct
1. Maci Morris	2017-18	75	158	47.5
2. Sara Potts	2002-03	74	163	45.4
3. Maci Morris	2018-19	75	166	45.2
4. A'dia Mathies	2012-13	73	173	42.2
5. Tiffany Wait	1998-99	46	110	41.8
6. Carly Ormerod	2005-06	49	118	41.5
7. Sabrina Haines	2019-20	56	140	40.0
8. Maci Morris	2015-16	49	125	39.2
9. Janee Thompson	2015-16	56	144	38.9
<b>10. Rhyme Howard</b>	<b>2018-19</b>	<b>74</b>	<b>191</b>	<b>38.7</b>
Stacey Reed	1992-93	65	168	38.7

## FREE THROWS MADE

Player	Season	G	FTA	FTM
1. Pam Browning	1976-77	26	263	196
2. Victoria Dunlap	2009-10	35	254	175
3. Valerie Still	1982-83	28	212	154
4. Valerie Still	1981-82	32	199	136
5. Valerie Still	1979-80	29	183	129
6. Stacy McIntyre	1991-92	30	124	160
7. Victoria Dunlap	2010-11	33	206	145
8. Bria Goss	2013-14	35	141	127
9. Evelyn Akhator	2016-17	33	183	126
<b>10. Rhyme Howard</b>	<b>2019-20</b>	<b>27</b>	<b>158</b>	<b>125</b>

## FREE THROWS ATTEMPTED

Player	Season	G	FTM	FTA
1. Pam Browning	1976-77	26	196	263
2. Victoria Dunlap	2009-10	25	175	254
3. Valerie Still	1982-83	28	154	212
4. Victoria Dunlap	2010-11	33	145	206
5. Valerie Still	1981-82	32	136	199
6. Evelyn Akhator	2016-17	33	126	183
Valerie Still	1979-80	29	129	183
8. A'dia Mathies	2010-11	34	121	178
9. Makayla Epps	2014-15	34	114	165
10. Stacey Reed	1993-94	28	123	162

## FREE THROW PERCENTAGE (MIN. 50 ATT.)

Player	Season	FTM	FTA	Pct
1. Bria Goss	2013-14	127	141	.901
2. Jenny Pfeiffer	2005-06	94	106	.887
3. Amani Franklin	2008-09	69	78	.885
4. Maci Morris	2016-17	74	84	.881
5. Sara Potts	2004-05	49	58	.865
6. Jenny Pfeiffer	2006-07	69	80	.863
7. SeSe Helm	2001-02	62	72	.861
8. Keyla Snowden	2011-12	63	54	.857
9. Jenny Pfeiffer	2003-04	51	60	.850
Kristi Cushenberry	1988-89	85	100	.850

## REBOUNDS

Player	Season	G	Avg	Reb
1. Valerie Still	1981-82	32	14.3	457
2. Valerie Still	1979-80	29	13.9	403
3. Debra Oden	1977-78	35	10.6	371
4. Evelyn Akhator	2016-17	33	10.8	358
5. Jennifer Humphrey	2006-07	34	10.3	351
6. Valerie Still	1982-83	28	12.0	336
7. Valerie Still	1980-81	30	10.9	329
8. Evelyn Akhator	2015-16	33	9.3	306
9. Samarie Walker	2013-14	35	8.7	305
10. Victoria Dunlap	2009-10	35	8.4	293
Samarie Walker	2012-13	36	8.1	293

## REBOUNDING AVERAGE

Player	Season	G	Reb	Avg
1. Valerie Still	1981-82	32	457	14.3
2. Valerie Still	1979-80	29	403	13.9
3. Valerie Still	1982-83	28	336	12.0

4. Valerie Still	1980-81	30	329	10.9
5. Evelyn Akhator	2016-17	33	358	10.8
6. Debra Oden	1977-78	35	371	10.6
7. Jennifer Humphrey	2006-07	34	351	10.3
8. Evelyn Akhator	2015-16	33	306	9.3
9. Leslie Nichols	1984-85	29	247	9.1
Victoria Dunlap	2008-09	32	290	9.1
10. Kim Denkins	1995-96	27	242	9.0

## ASSISTS

Player	Season	G	Avg	Assists
1. Patty Jo Hedges	1981-82	32	6.53	209
2. Patty Jo Hedges	1982-83	28	7.14	200
3. Sandy Harding	1986-87	28	6.60	185
4. Sandy Harding	1985-86	28	6.53	183
5. Patty Jo Hedges	1980-81	31	5.83	181
6. Jodie Whitaker	1987-88	29	6.10	177
7. Sandy Harding	1984-85	27	6.29	170
8. Sandy Harding	1983-84	28	6.00	168
9. Rita Adams	2001-02	29	5.58	162
10. Amber Smith	2009-10	36	4.47	161

## BLOCKS

Player	Season	G	Avg	Blks
1. Victoria Dunlap	2009-10	35	1.885	66
2. Sarah Elliott	2007-08	33	1.696	56
Samarie Walker	2012-13	36	1.555	56
4. Valerie Still	1980-81	31	1.709	53
Azia Bishop	2014-15	33	1.606	53
6. DeNesha Stallworth	2012-13	35	1.486	52
7. Sarah Elliott	2006-07	34	1.471	50
8. Sarah Elliott	2004-05	34	1.484	49
Victoria Dunlap	2010-11	33	1.484	49
10. Valerie Still	1979-80	29	1.586	46

## BLOCKS PER GAME (MIN. 30 BLOCKS)

Player	Season	G	Blks	Avg
1. Victoria Dunlap	2009-10	35	66	1.888
2. Valerie Still	1980-81	31	53	1.709
3. Sarah Elliott	2007-08	33	56	1.696
4. KeKe McKinney	2019-20	26	42	1.615
5. Azia Bishop	2014-15	33	53	1.606
6. Valerie Still	1979-80	29	46	1.586
7. Samarie Walker	2012-13	36	56	1.555
8. Pattressa Leonard	1990-91	29	44	1.517
9. DeNesha Stallworth	2012-13	35	52	1.486
10. Sarah Elliott	2004-05	34	49	1.484

## STEALS

Player	Season	G	Avg	Stls
1. Victoria Dunlap	2009-10	35	3.0	107
2. Leslie Nichols	1985-86	29	3.6	104
Rita Adams	2001-02	29	3.6	104
4. Taylor Murray	2018-19	32	3.2	103
5. Victoria Dunlap	2010-11	33	3.0	100
6. Stacey Reed	1993-94	28	3.5	97
7. A'dia Mathies	2009-10	36	2.6	93
8. Malinka Salhi	1989-90	31	2.9	90
9. A'dia Mathies	2011-12	34	2.6	87
10. Patty Jo Hedges	1980-81	31	2.5	78

## STEALS PER GAME (MIN. 30 STEALS)

Player	Season	G	Stls	Avg
1. Leslie Nichols	1985-86	29	104	3.586
Rita Adams	2001-02	29	104	3.586
3. Stacey Reed	1993-94	28	97	3.464
4. Taylor Murray	2018-19	32	103	3.218
5. Victoria Dunlap	2009-10	35	107	3.057
6. Malinka Salhi	1989-90	31	90	2.903
7. Leslie Nichols	1984-85	27	74	2.740
8. Chasity Patterson	2020-21	27	73	2.703
9. Stacey Reed	1994-95	28	75	2.678
9. A'dia Mathies	2009-10	36	93	2.583
10. Rhyme Howard	2020-21	24	61	2.542



# KENTUCKY INDIVIDUAL SINGLE-GAME RECORDS

## SCORING

Player, Opponent (Date)	PTS
<b>1. Rhyné Howard at Alabama (1/9/2020)</b>	<b>43</b>
Jennifer O'Neill vs. Baylor (12/6/13)	43
3. Makayla Epps vs. Mississippi State (2/12/15)	42
Valerie Still vs. Charleston (12/19/82)	42
5. Valerie Still vs. Florida (2/20/82)	41
6. Bebe Croley vs. Morehead State (12/20/87)	40
7. Valerie Still vs. Indiana (12/6/80)	39
8. Valerie Still vs. Indiana (12/15/79)	38
Valerie Still vs. Ohio State (12/2/82)	38
Valerie Still @ Rutgers (2/16/83)	38

## FIELD GOALS MADE

Player, Opponent (Date)	FGM
1. Makayla Epps vs. Mississippi State (2/12/15)	18
Valerie Still @ Florida (2/20/82)	18
3. Valerie Still @ Rutgers (2/16/83)	16
Valerie Still vs. Seton Hall (12/5/81)	16
Valerie Still @ Georgia (2/6/82)	16
Valerie Still @ Murray State (12/10/80)	16
7. Jocelyn Mills vs. Florida (2/28/93)	15
Lisa Collins vs. Vanderbilt (2/20/84)	15
Lea Wise vs. Illinois (3/14/82)	15
Valerie Still vs. Indiana State (1/17/81)	15
Valerie Still vs. Indiana (12/15/79)	15

## FIELD GOALS ATTEMPTED

Player, Opponent (Date)	FGA
1. Jennifer O'Neill vs. Baylor (12/6/13)	31
2. Makayla Epps vs. Mississippi State (2/12/15)	30
3. Pam Browning @ Central Missouri (12/18/76)	29
4. Stacey Reed @ Florida (1/4/94)	28
Stacey Reed @ Ohio State (12/4/94)	28
<b>6. Rhyné Howard vs. Tennessee (1/5/2020)</b>	<b>27</b>
Valerie Still vs. Rutgers (1/12/80)	27
<b>7. Rhyné Howard vs. Mississippi State (3/7/2020)</b>	<b>26</b>
<b>Rhyné Howard vs. Ole Miss (2/04/21)</b>	<b>26</b>
Makayla Epps vs. South Carolina (3/4/17)	26
Stacey Reed vs. Mississippi State (1/16/94)	26
Jodie Whitaker vs. Tennessee (3/5/88)	26
Maci Morris vs. California, Berkeley (12/21/17)	26

## FIELD GOAL PERCENTAGE (MIN. 10 ATTEMPTS)

Player, Opponent (Date)	Pct
1. Lisa Collins vs. LSU (3/3/84)	100.0 [10-10]
2. Lea Wise vs. Illinois (3/14/82)	.938 [15-16]
3. Jaida Roper vs. Winthrop (12/11/2019)	.923 [12-13]
4. Sandy Harding vs. Alabama (2/7/87)	.909 [10-11]
4. Jennifer Humphrey vs. Miss. St. (1/25/07)	.900 [9-10]
Sarah Elliott vs. Nicholls State (12/21/04)	.900 [9-10]
Rita Adams vs. Sam Houston St. (11/23/01)	.900 [9-10]
Karri Koach @ Miss. St. (1/15/95)	.900 [9-10]
Josh Mills vs. Morehead State (2/20/90)	.900 [9-10]
9. Karen Mosley vs. National College (2/22/84)	.867 [13-15]
10. Evelyn Akhator vs. Alabama (1/12/17)	.857 [12-14]
Valerie Still vs. Louisville (2/29/80)	.857 [12-14]

## 3-POINT FIELD GOALS MADE

Player	Opp (Date)	3FGA	3FG
<b>1. Rhyné Howard</b>	<b>Southern U (11/11/18)</b>	<b>11</b>	<b>7</b>
	at Alabama (1/9/2020)	11	7
	Tennessee (1/5/2020)	13	7
Sara Potts	High Point (1/6/04)	12	7
	Chattanooga (3/20/05)	14	7
6. Makenzie Cann	New Hamp. (11/17/16)	8	6
A'dia Mathies	Dayton (3/26/13)	7	6
Keyla Snowden	UT Martin (12/22/09)	6	6
Keyla Snowden	Arkansas Pine Bluff	12	6
Sara Potts	@ Alabama (2/23/03)	10	6
Jenny Pfeiffer	Long Island (12/15/02)	8	6
Tedra Eberhart	Detroit-Mercy (12/1/93)	10	6
Jenny Pfeiffer	Alabama (2/26/06)	12	6
	Florida (1/12/06)	9	6

## 3-POINT FIELD GOALS ATTEMPTED

Player	Opp (Date)	3FG	3FGA
1. Shaunda Roberts	So. Carolina (1/24/96)	5	17
2. Jennifer O'Neill	Central Mich. (11/22/14)	5	15
<b>3. Rhyné Howard</b>	<b>at LSU (1/19/2020)</b>	<b>4</b>	<b>14</b>
Sara Potts	Chattanooga (3/20/05)	7	14
<b>5. Rhyné Howard</b>	<b>Ole Miss (01/13/19)</b>	<b>5</b>	<b>13</b>
Jennifer O'Neill	Texas A&M (3/10/13)	2	13
Shaunda Roberts	Marshall (2/8/96)	3	13
Shaunda Roberts	Auburn (3/1/96)	4	13
Stacey Reed	Western Ky. (12/10/93)	5	13
Jenny Pfeiffer	Oakland (3/15/07)	5	13
Keyla Snowden	LSU (3/3/12)	5	13

## FREE THROWS MADE

Player, Opponent (Date)	FTM
1. Bernisha Pinkett vs. Vanderbilt (1/23/11)	15
2. Stacy McIntyre vs. Houston (11/30/92)	14
Valerie Still vs. Charleston (12/19/82)	14
4. Jennifer O'Neill vs. Baylor (12/6/13)	13
Pam Browning vs. Eastern Kentucky (1976-77)	13
Tiffany Wait at Miami (12/20/97)	13
Erica Jackson at Ohio State (11/19/98)	13
Tiffany Wait vs. Georgia (2/7/99)	13
Lydia Watkins at South Alabama (12/30/07)	13
Victoria Dunlap vs. Butler (11/15/09)	13

## FREE THROWS ATTEMPTED

Player, Opponent (Date)	FTA
1. Jennifer O'Neill vs. Baylor (12/6/13)	19
2. Erica Jackson at Ohio State (11/19/98)	18
Bernisha Pinkett vs. Vanderbilt (1/23/11)	18
Victoria Dunlap at Arkansas (1/6/11)	18
5. Liz Lukschu vs. Morehead (1/22/80)	17
Karen Mosely vs. Auburn (2/2/86)	17
Victoria Dunlap vs. MTSU (12/28/09)	17
A'dia Mathies vs. Liberty (3/20/10)	17
9. Pam Browning vs. Mt. St. Joseph (2/21/77)	16
Valerie Still vs. Charleston (12/19/82)	16
Debbie Miller vs. Tennessee (1/24/86)	16

## FREE THROW PERCENTAGE (MIN. 10 ATTEMPTS)

Player, Opponent (Date)	Pct
1. Jaida Roper vs. Georgia (2/27/2020)	[11-of-11] 100.0
Stacey McIntyre vs. Houston (11/30/92)	[14-of-14] 100.0
Lydia Watkins vs. South Alabama (12/30/07)	[13-of-13] 100.0
Makayla Epps vs. Ole Miss (1/21/16)	[12-of-12] 100.0
Bria Goss vs. Grambling State (12/29/13)	[12-of-12] 100.0
Jenny Pfeiffer vs. Xavier (12/10/03)	[11-of-11] 100.0
Bria Goss vs. Missouri (1/12/14)	[10-of-10] 100.0
Jennifer O'Neill at DePaul (12/12/13)	[10-of-10] 100.0
Kristi Cushenberry vs. Ole Miss (2/23/92)	[10-of-10] 100.0
Bebe Croley vs. Vanderbilt (3/4/88)	[10-of-10] 100.0
Patty Jo Hedges vs. Cincinnati (11/27/82)	[10-of-10] 100.0
Tiffany Wait vs. LSU (2/26/99)	[10-of-10] 100.0
Taylor Murray vs. Missouri (1/30/17)	[10-of-10] 100.0

## REBOUNDS

Player	Opponent (Date)	Reb
1. Valerie Still	National College (2/9/82)	27
2. Valerie Still	Rutgers (1/12/80)	26
3. Pam Browning	UT-Martin (1/22/77)	23
Victoria Dunlap	Louisville (12/5/10)	23
Evelyn Akhator	Ohio State (3/19/17)	23
5. Valerie Still	UT-Chattanooga (11/30/81)	21
6. Valerie Still	Charleston (12/19/82)	20
Debra Oden	Morehead (3/4/78)	20
Jennifer Humphrey	Auburn (1/21/07)	20
DeNesha Stallworth	Mississippi State (2/27/14)	20
10. J. Humphrey	Arkansas (3/1/07)	19

## ASSISTS

Player	Opponent (Date)	Assists
1. Patty Jo Hedges	Cincinnati (1/15/82)	16
2. Patty Jo Hedges	LSU (2/27/82)	15
Sandy Harding	Dayton (1/14/86)	15

4. Patty Jo Hedges	Memphis State (1/3/83)	14
Jodie Whitaker	East Carolina (11/28/87)	14
6. Tracye Davis	Tennessee State (1/30/88)	13
7. Stacey Reed	Detroit (12/1/93)	12
Jodie Whitaker	Miami (2/8/86)	12
Leslie Nichols	Detroit (2/26/86)	12

## BLOCKS

Player	Opponent (Date)	Blks
1. DeNesha Stallworth	Texas A&M (2/18/13)	7
2. Azia Bishop	Tennessee State (12/28/14)	6
Laura Meadows	Nebraska (11/29/99)	6
Lisa Ellis	Middle Tennessee (1/8/89)	6
Jody Runge	Memphis State (1/31/82)	6
Sarah Elliott	NCA&T (12/6/05)	6
7. KeKe McKinney	Alabama (2/6/2020)	5
KeKe McKinney	Middle Tennessee (12/15/18)	5
Sarah Elliott	West Virginia (3/28/05)	5
Shantia Owens	Ole Miss (1/10/99)	5
Shantia Owens	Winthrop (1/3/00)	5
Lisa Ellis	Kentucky State (1/16/89)	5
Leslie Nichols	Old Dominion (1/10/86)	5
Sarah Elliott	Louisville (12/20/07)	5
Sarah Elliott	James Madison (3/26/08)	5
Sarah Elliott	Marquette (3/30/08)	5
Jenn'e Jackson	Furman (12/6/08)	5
Victoria Dunlap	Mississippi State (3/6/10)	5
Azia Bishop	Central Michigan (11/17/13)	5
DeNesha Stallworth	Wright State (3/22/14)	5
Dorie Harrison	Evansville (12/05/17)	5

## STEALS

Player	Opponent (Date)	Steals
1. Leslie Nichols	Louisville (2/14/86)	11
2. Chasity Patterson	Wofford (12/19/20)	10
3. Rita Adams	VCU (12/16/01)	9
A'dia Mathies	Nebraska Omaha (11/23/11)	9
5. 15 players		8
Last, Chasity Patterson at DePaul (12/16/2020)		





# STREAKS

## WIN STREAK

### OVERALL

No.	Began	Ended
17	Nov. 17, 2012 vs. High Point (H) 80-46	Jan. 24, 2013 vs. South Carolina (A) 50-55
11	Nov. 13, 2015 vs. Rice (H) 72-39	Jan. 3, 2016 vs. Auburn (A) 61-66
11	Nov. 8, 2013 at Marist (A) 75-61	Dec. 22, 2013 vs. Duke (H) 61-69
11	Nov. 13, 2009 vs. Boston (H) 92-58	Dec. 28, 2009 vs. MTSU (A) 51-57
11	Jan. 6, 1983 vs. Middle Tennessee (H) 73-68	Feb. 9, 1983 vs. Tennessee (H) 85-95
10	Nov. 5, 2019 vs. Mount St. Mary's (H) 67-44	Dec. 15, 2019 vs. UofL (H) 67-66
10	Jan. 1, 2012 vs. Florida (A) 59-56	Feb. 5, 2012 vs. LSU (A) 51-61
10	Nov. 11, 2011 vs. Morehead State (A) 96-60	Dec. 18, 2011 vs. Notre Dame (A) 83-92
10	Jan. 5, 1980 vs. South Carolina State (A) 87-72	Feb. 2, 1980 vs. Tennessee (H) 83-91
9	Nov. 7, 2018 vs. Alabama State (H) 87-35	Dec. 9, 2018 at Louisville (A) 75-80
9	Nov. 30, 1989 vs. Miami (OH) (A) 61-56	Jan. 7, 1990 vs. Vanderbilt (A) 70-79
9	Dec. 1, 1980 vs. Charleston (H) 94-57	Jan. 11, 1981 vs. Rutgers (A) 67-69
8	Jan. 17, 2010 vs. Alabama (H) 88-63	Feb. 14, 2010 vs. Vanderbilt (A) 55-68
8	Dec. 8, 2006 vs. Alabama State (H) 75-46	Jan. 6, 2007 vs. Ohio State (A) 51-53
8	Nov. 18, 2005 vs. IUPUI (H) 81-52	Dec. 18, 2005 vs. #3 LSU (H) 36-66
8	Dec. 5, 1990 vs. Miami (OH) (H) 72-68	Jan. 6, 1991 vs. LSU (A) 74-78
8	Nov. 11, 1982 vs. East Carolina (H) 78-67	Jan. 3, 1983 vs. Memphis State (A) 71-75
8	Feb. 10, 1980 vs. Auburn (N) 88-59	March 6, 1980 vs. N.C. State (A) 63-71
7	Dec. 3, 1987 vs. Ohio State (H) 68-51	Jan. 4, 1998 vs. Florida (A) 58-100
7	Dec. 20, 1992 vs. Chicago State (N) 95-33	Jan. 16, 1993 vs. Auburn (H) 49-52
7	March 22, 1990 vs. Maine (N) 76-66	Dec. 2, 1990 vs. Indiana (A) 64-80
7	Feb. 20, 1982 vs. Florida (A) 89-87	March 20, 1982 vs. La. Tech (A) 60-82
7	Dec. 21, 1981 vs. UCLA (H) 83-72	Jan. 20, 1982 vs. Old Dominion (A) 68-91
7	Jan. 13, 1981 vs. Western Kentucky (A) 77-70	Jan. 31, 1981 vs. Auburn (N) 66-70
7	Jan. 13, 2011 vs. South Carolina (H) 66-48	Feb. 7, 2011 vs. Tennessee (H) 67-73
7	Nov. 5, 2017 vs. Southern Indiana (H) 87-56	Nov. 30, 2017 at Baylor (A) 90-63

### SINGLE SEASON

No.	Began	Ended
17	Nov. 17, 2012 vs. High Point (H) 80-46	Jan. 24, 2013 vs. South Carolina (A) 50-55
11	Nov. 13, 2015 vs. Rice (H) 72-39	Jan. 3, 2016 vs. Auburn (A) 61-66
11	Nov. 8, 2013 at Marist (A) 75-61	Dec. 22, 2013 vs. Duke (H) 61-69
11	Nov. 13, 2009 vs. Boston (H) 92-58	Dec. 28, 2009 vs. MTSU (A) 51-57
11	Jan. 6, 1983 vs. Middle Tennessee (H) 73-68	Feb. 9, 1983 vs. Tennessee (H) 85-95
10	Nov. 5, 2019 vs. Mount St. Mary's (H) 67-44	Dec. 15, 2019 vs. UofL (H) 67-66
10	Jan. 1, 2012 vs. Florida (A) 59-56	Feb. 5, 2012 vs. LSU (A) 51-61
10	Nov. 11, 2011 vs. Morehead State (A) 96-60	Dec. 18, 2011 vs. Notre Dame (A) 83-92
10	Jan. 5, 1980 vs. South Carolina State (A) 87-72	Feb. 2, 1980 vs. Tennessee (H) 83-91
9	Nov. 7, 2018 vs. Alabama State (H) 87-35	Dec. 9, 2018 at Louisville (A) 75-80
9	Nov. 30, 1989 vs. Miami (OH) (A) 61-56	Jan. 7, 1990 vs. Vanderbilt (A) 70-79
9	Dec. 1, 1980 vs. Charleston (H) 94-57	Jan. 11, 1981 vs. Rutgers (A) 67-69
8	Jan. 17, 2010 vs. Alabama (H) 88-63	Feb. 14, 2010 vs. Vanderbilt (A) 55-68
8	Dec. 8, 2006 vs. Alabama State (H) 75-46	Jan. 6, 2007 vs. Ohio State (A) 51-53
8	Nov. 18, 2005 vs. IUPUI (H) 81-52	Dec. 18, 2005 vs. #3 LSU (H) 36-66
8	Dec. 5, 1990 vs. Miami (OH) (H) 72-68	Jan. 6, 1991 vs. LSU (A) 74-78
8	Nov. 11, 1982 vs. East Carolina (H) 78-67	Jan. 3, 1983 vs. Memphis State (A) 71-75
8	Feb. 10, 1980 vs. Auburn (N) 88-59	March 6, 1980 vs. N.C. State (A) 63-71

### HOME COURT

No.	Began	Ended
34	Feb. 13, 2011 vs. LSU 49-47	Feb. 3, 2013 vs. Georgia 71-75
30	Feb. 12, 1980 vs. Northern Kentucky 62-61	Jan. 31, 1982 vs. Memphis State 69-70
25	March 19, 2009 vs. Chattanooga 81-76	Jan. 9, 2011 vs. Georgia 59-61
19	Feb. 23, 1982 vs. Louisville 84-80	Feb. 9, 1983 vs. Tennessee 85-95
14	Jan. 31, 1990 vs. Eastern Kentucky 80-59	Jan. 27, 1991 vs. Alabama 65-72
13	Jan. 30, 1984 vs. New Orleans 85-68	Jan. 13, 1985 vs. Old Dominion 63-64
13	March 2, 2014 vs. Vanderbilt 65-63	Jan. 29, 2015 vs. Tennessee 72-73
11	Nov. 07, 2018 vs. Alabama State 87-35	Jan. 03, 2019 vs. Ole Miss 49-55
11	Feb. 7, 1987 vs. Alabama 89-80	Jan. 7, 1988 vs. Mississippi State 61-68
11	Feb. 10, 1979 vs. Detroit 80-61	Feb. 2, 1980 vs. Tennessee 83-91
10	Nov. 19, 2004 vs. Butler 82-44	Jan. 27, 2005 vs. Vanderbilt 67-73

### BIGGEST WINS

Margin	Opponent (Site)	Score	Date
+77	Kentucky State (H)	121-44	Nov. 24, 1989
+75	Jacksonville State (H)	100-25	Nov. 15, 2011
+74	Morris Brown (H)	106-32	Dec. 23, 2002
+72	Arkansas-Pine Bluff (H)	107-35	Dec. 21, 2010
+68	Jackson State (H)	92-24	Nov. 29, 2015
+67	Lipscomb (H)	116-49	Nov. 21, 2013
+67	Alcorn State (H)	90-23	Dec. 28, 2012
+66	USC Upstate (H)	100-34	Nov. 25, 2012
+65	Georgia Southern (H)	103-38	Nov. 13, 2013
+63	Grambling State (H)	109-46	Dec. 29, 2013

+63	National College (H)	109-46	Feb. 22, 1984
+62	Chicago State (N)	95-33	Dec. 20, 1992
+61	Wofford College	98-37	Dec. 19, 2020
+60	Western Carolina (H)	99-39	Dec. 18, 2018
+60	Tennessee State (H)	105-45	Dec. 22, 2005
+59	Southern Utah (H)	98-39	Jan. 17, 1990
+58	Arkansas-Pine Bluff (H)	101-43	Dec. 12, 2011
+56	Charleston Southern (H)	89-33	Dec. 10, 2004
+56	Western Kentucky (H)	99-43	Jan. 14, 1980
+55	Winthrop (H)	91-36	Dec. 11, 1919
+55	Morehead State (H)	112-57	Nov. 18, 2015
+55	Nicholls State (H)	106-51	Dec. 21, 2004
+55	Winthrop (H)	94-39	Jan. 3, 2000
+55	Miami (Fla.) (H)	108-53	Feb. 8, 1986
+54	UNC Asheville (H)	85-31	March 19, 2016
+54	Miami (Ohio) (H)	107-53	Dec. 1, 2009
+53	Mississippi State (H)	100-47	Jan. 17, 2013
+52	Alabama State (H)	87-35	Nov. 11, 2018
+52	Florida A&M (H)	91-39	Dec. 13, 2009
+51	Bellarmine (N/A)	83-32	Jan. 10, 1975
+50	Indiana (H)	102-52	Dec. 15, 1979
+50	Southern University (H)	91-41	Nov. 11, 2018

### BIGGEST SEC WINS

Margin	Opponent (Site)	Score	Date
+53	Mississippi State (H)	100-47	Jan. 17, 2013
+48	Mississippi State (H)	88-40	Jan. 8, 2012
+44	Auburn (H)	97-53	Jan. 20, 2013
+42	Ole Miss (A)	94-52	Feb. 20, 2020
+36	Mississippi State (A)	76-40	Feb. 26, 2012
+32	Ole Miss (H)	89-57	Jan. 26, 2017
+31	Auburn (H)	69-38	Feb. 3, 2011
+30	Ole Miss (H)	108-78	Feb. 13, 2014
+29	Arkansas (A)	79-50	Feb. 12, 2006
+29	Auburn (N)	88-59	Feb. 10, 1980
+28	South Carolina (H)	93-65	Feb. 21, 1999
+27	Alabama (A)	104-77	Jan. 18, 1983
+27	Arkansas (H)	87-60	Feb. 18, 2007
+26	Florida (H)	77-51	Feb. 18, 2010

### BIGGEST LOSSES

Margin	Opponent (Site)	Score	Date
-79	Australian National	40-119	Feb. 1, 1974
-72	Tennessee (H)	38-110	Jan. 21, 2001
-54	Tennessee (A)	53-107	Nov. 13, 1976
-49	Delta State (A)	40-89	Dec. 19, 1976
-46	Georgia (A)	67-113	Feb. 23, 1986
-44	Tennessee (A)	39-83	Jan. 27, 2001
-44	Tennessee (A)	57-101	Jan. 21, 1989
-44	Tennessee (N)	66-100	March 5, 1988
-42	Florida (A)	58-100	Jan. 4, 1998
-42	Auburn (A)	46-88	Feb. 10, 1996

### BIGGEST COMEBACKS

1.	-19	Miami (Ohio), 53-34, 16:27 in second half, (won, 77-71) 11/21/00
2.	-18	Miami (Ohio), 14:35 in second half, (won, 108-102, OT) 12/21/02
	-18	Middle Tenn., 31-13, 3:54 in first half (also down 46-29, 14:29 in second half) (won, 68-66) 1/8/89
4.	-17	Oregon State, 38-21, 2:29 in first half (won 73-70) 11/25/04
	-17	WKU, 30-47, 17:09 in second half, (won 76-63) 12/22/03
	-17	Villanova, 19-2, 11:52 in first half (won 63-54) 12/29/96
7.	-16	Louisville, 32-16, 6:44 in first half (won 77-68) 12/7/14
	-16	South Carolina, 30-46 in second half, (won, 78-74) 2/14/13
	-16	Vanderbilt, 53-37, 11:19 in second half (won, 74-68) 1/6/89
	-16	Ole Miss, 24-8, 6:51 in first half (won, 69-61) 2/8/07
11.	-15	Mississippi State, 54-39, 15:18 in second half (won, 76-67) 3/6/15
12.	-14	Baylor, 40-26, 18:31 in the second half (won, 74-64) 11/17/14
	-14	Louisville, 21-7, 11:16 in first half (won 69-64) 12/1/13
	-14	Louisville, 35-21, 15:08 in second half (won, 48-47) 2/2/12
	-14	Florida, 20-6, 12:46 in first half (won, 71-67) 3/2/12
	-14	Mississippi St., 40-26, 18:52 in second half, (won, 76-65) 3/6/10
	-14	Xavier, 40-26, 18:49 in second half (won, 67-62) 3/24/05
	-14	Toledo, 32-18, 5:43 in second half (won, 85-76) 3/24/90
	-14	Auburn, 22-8, 8:36 in first half (won 91-90 2OT) 2/2/86
	-14	Indiana, 28-14, 6:44 in second quarter (won 72-68) 12/6/2020



# SCORING

## TEAM RECORDS

### MOST POINTS

**Half:** 64 vs. Miami (2/8/86, 2nd half) and Nebraska (3/13/99, 2nd half)  
**1st Period:** 35 vs. Evansville (12/5/18)  
**2nd Period:** 33 vs. Florida (3/4/16)  
**3rd Period:** 31 vs. Middle Tenn. (11/10/19); vs. Ole Miss (2/20/20)  
**4th Period:** 32 vs. South Carolina (2/26/17)  
**Game:** 133 vs. Baylor (4OT) (12/6/13)  
**By an Opponent:** 130 vs. Baylor (4OT) (12/6/13)  
**Game (both teams):** 263 - UK 133 vs. Baylor 130 4OT(12/6/13)  
**Home Floor:** 121 vs. Kentucky State (11/24/89)  
**Opponent's Floor:** 107 @ Detroit (12/28/83)  
**Season:** 2,845 (2013-14) (35 games)  
**In a Losing Game:** 94 @ Ohio State (1/7/92) and vs. Dayton (3/21/15)  
**Largest Halftime Lead:** 41 vs. Grambling State [60-19] . . . . (12/29/13)  
**Largest Deficit Overcome to Win a Game:**  
 -19 - Miami (Ohio), 53-34, 16:27 in second half, (won, 77-71) 11/21/00  
**Margin of Victory:** 77 vs. Kentucky State [121-44] (11/24/89)

### HIGHEST SCORING AVERAGE

**Season:** 83.5 (1979-80) [2,421 in 29 games]

### HIGHEST SCORING MARGIN

**Season:** +17.5 (2011-12)

### FEWEST POINTS

**Game:** 38, three times, last vs. Georgia Southern (11/13/13)  
**1st Period:** 5 vs. LSU (2/4/18)  
**Opp:** 2 - Rice (11/13/15)  
**2nd Period:** 5 at Arizona State (11/15/15)  
**Opp:** 2 - Morehead State (11/23/17)  
**3rd Period:** 5 vs. Georgia (1/7/18)  
**Opp:** 4 - Jackson State (11/29/15)  
**4th Period:** 6 at Miami (Fla.) (12/10/17)  
**Opp:** 3 - Jackson State (11/29/15), Marshall (11/26/17)  
**Season:** 1,657 (1996-97) [27 games]  
**Both Teams:** 88 (UK 43 @ Arkansas 45) (1/23/93)  
**Allowed in a Season:** 2,054 (2000-01) [27 games]  
**Allowed in a Game:** 23 vs. Alcorn State (12/28/12)  
**Half by an Opponent:** 9 vs. Charleston So. (12/10/04)  
**Worst Defeat:** 72 vs. Tennessee [38-110] (1/21/01)

## INDIVIDUAL RECORDS

### POINTS SCORED

**Game:** 43, Jennifer O'Neill vs. Baylor (12/6/13); 43, Rhyne Howard at Alabama (1/9/2020)  
**Season:** 794, Valerie Still (1981-1982)  
**Career:** 2,763, Valerie Still (1979-83)

### HIGHEST SCORING AVERAGE

**Season (min. 20 games):** 25.5, Pam Browning (1976-77)  
**Career (min. 40 games):** 23.2, Valerie Still (1979-83)

## CAREER LEADERS

### SCORING AVERAGE

Player	Career	G	Pts	Avg
1. Valerie Still	1979-83	119	2,763	23.2
2. Rhyne Howard	2019-Pres.	59	1,158	19.9
3. Leslie Nichols	1982-86	111	1,797	18.2
4. Pam Browning	1974-78	n/a	1,598	14.9
5. A'dia Mathies	2010-13	140	2,014	14.4
6. Bebe Croley	1984-88	94	1,399	14.2
7. Victoria Dunlap	2008-11	133	1,846	13.9
8. SeSe Helm	2000-04	108	1,487	13.8
9. Evelyn Akhator	2015-17	66	906	13.7
10. Makayla Epps	2013-17	133	1,790	13.5

## SINGLE-SEASON LEADERS

### POINTS

Player	Season	G	Avg	Pts
1. Valerie Still	1981-82	32	24.8	794
2. Valerie Still	1982-83	28	25.0	700
3. Pam Browning	1976-77	26	25.5	663
4. Valerie Still	1979-80	29	22.1	641
5. Rhyne Howard	2019-20	27	19.6	633
Victoria Dunlap	2009-10	35	18.1	633
7. Valerie Still	1980-81	30	20.9	628
8. Makayla Epps	2016-17	33	17.7	583
9. A'dia Mathies	2012-13	36	16.1	579
10. Victoria Dunlap	2010-11	33	17.0	562

### BY A FRESHMAN:

Valerie Still	1979-80	29	22.1	641
Rhyne Howard	2018-19	32	16.4	525
A'dia Mathies	2009-10	36	13.6	491
Bria Goss	2011-12	35	11.0	384
Samantha Mahoney	2004-05	34	10.6	362

### BY A SOPHOMORE:

Rhyne Howard	2019-20	27	23.4	633
Valerie Still	1980-81	30	20.9	628
Makayla Epps	2014-15	34	14.9	506
Leslie Nichols	1983-84	27	18.4	496
A'dia Mathies	2010-11	34	12.8	435

### BY A JUNIOR:

Valerie Still	1980-82	28	26.6	746
Victoria Dunlap	2009-10	35	18.1	633
Maci Morris	2017-18	31	17.3	537
A'dia Mathies	2011-12	35	5.0	509

### BY A SENIOR:

Valerie Still	1982-83	28	25.0	700
Makayla Epps	2016-17	33	17.7	583
Victoria Dunlap	2010-11	33	17.0	562
Evelyn Akhator	2016-17	33	15.9	526
Leslie Nichols	1985-86	29	16.7	486

### SCORING AVERAGE

Player	Season	G	Pts	Avg
1. Pam Browning	1976-77	26	663	25.5
2. Valerie Still	1982-83	28	700	25.0
3. Valerie Still	1981-82	32	794	24.8
4. Rhyne Howard	2019-20	27	633	23.4
5. Valerie Still	1979-80	29	641	22.1
6. Valerie Still	1980-81	31	628	20.9
7. Rhyne Howard	2020-21	24	497	20.7
8. Leslie Nichols	1984-85	27	497	18.4
Leslie Nichols	1983-84	27	496	18.4
10. Stacey Reed	1993-94	28	509	18.2

## GAME LEADERS

### POINTS

Player, Opponent (Date)	Pts
1. Rhyne Howard at Alabama (1/9/2020)	43
Jennifer O'Neill vs. Baylor (12/6/13)	43
3. Valerie Still vs. Charleston (12/19/82)	42
Makayla Epps vs. Mississippi State (2/12/15)	42
5. Valerie Still vs. Florida (2/20/82)	41
6. Bebe Croley vs. Morehead State (12/20/87)	40
7. Valerie Still vs. Indiana (12/6/80)	39
8. Valerie Still vs. Indiana (12/15/79)	38
Valerie Still vs. Ohio State (12/2/82)	38
Valerie Still @ Rutgers (2/16/83)	38

### BY A FRESHMAN:

Valerie Still vs. Indiana (12/15/79) . . . . . 38

### BY A SOPHOMORE:

Rhyne Howard at Alabama (1/9/2020) . . . . . 43

### BY A JUNIOR:

Jennifer O'Neill vs. Baylor (12/6/13) . . . . . 43

### BY A SENIOR:

Valerie Still vs. Charleston (12/19/82) . . . . . 42

## MOST POINTS IN FIRST VARSITY GAME (SINCE 1979-80)

Player, Opponent (Date)	Pts
1. Maria Donhoff vs. n/a (1977-78)	20
Laura Meadows @ Indiana (11/18/97)	20
3. Valerie Still at Cincinnati (12/1/79)	18
4. Carly Ormerod vs. IUPUI (11/18/05)	17
5. Rhyne Howard vs. Alabama State (11/07/18)	15
6. Mary Custard vs. American (11/25/88)	14
7. Blair Green vs. Alabama State (11/07/18)	13
Pattresa Leonard vs. Kentucky State (11/24/89)	13
A'dia Mathies vs. Boston (11/13/09)	13
Tatyana Wyatt vs. Sacramento State (11/10/17)	13
11. Debbie Hoskins vs. Louisville (11/27/87)	12
Josh Mills vs. Kentucky State (11/24/89)	12
Bernisha Pinkett vs. Morehead (11/12/10)	12



# YEAR-BY-YEAR SCORING - TOTAL POINTS LEADERS

Year	Player	Cl	Pos.	G	Pts	Avg.
1974-75	Pam Browning	FR	C	26	297	11.4
1975-76	Pam Browning	SO	C	20	268	13.4
1976-77	Pam Browning	JR	C	26	663	25.5
1977-78	Maria Donhoff	FR	G	33	413	12.5
1978-79	Liz Lukschu	SO	C	29	400	14.8
1979-80	Valerie Still	FR	C	29	641	22.1
1980-81	Valerie Still	SO	C	31	628	20.9
1981-82	Valerie Still	JR	C	32	794	24.8
1982-83	Valerie Still	SR	C	28	700	25.0
1983-84	Leslie Nichols	SO	F	27	496	18.4
1984-85	Leslie Nichols	JR	F	27	497	18.4
1985-86	Leslie Nichols	SR	F	29	486	16.7
1986-87	Bebe Croley	JR	F	28	495	17.7
1987-88	Bebe Croley	SR	F	23	402	17.5
1988-89	Kristi Cushenberry	FR	G/F	28	361	12.9
1989-90	Vanessa Foster-Sutton	SR	C	31	388	12.5
1990-91	Stacy McIntyre	JR	F	29	434	15.0
1991-92	Stacy McIntyre	SR	F	30	483	16.1
1992-93	Jocelyn Mills	SR	C	28	432	15.4
1993-94	Stacey Reed	JR	G	28	509	18.2
1994-95	Stacey Reed	SR	G	28	387	13.8
1995-96	Shaunda Roberts	SO	F	27	481	17.8
1996-97	Shaunda Roberts	JR	F	24	182	13.0
1997-98	Jaye Barnes	JR	F	28	411	14.7
1998-99	Tiffany Wait	JR	G	32	437	13.7
1999-2000	LaTonya McDole	SO	F	29	335	11.6
2000-01	LaTonya McDole	JR	F	27	345	12.8
2001-02	Selia "SeSe" Helm	SO	C	29	492	17.0
2002-03	Rita Adams	SR	G	25	340	13.6
2003-04	Sara Potts	JR	G/F	28	469	16.8
2004-05	Sara Potts	SR	G/F	33	530	15.6
2005-06	Sam Mahoney	SO	G	31	370	11.9
2006-07	Sarah Elliott	JR	C	34	460	13.5
2007-08	Sam Mahoney	SR	G	33	448	13.6
2008-09	Victoria Dunlap	SO	F	32	411	12.8
2009-10	Victoria Dunlap	JR	F	35	633	18.1
2010-11	Victoria Dunlap	SR	F	34	562	17.0
2011-12	A'dia Mathies	JR	G	34	509	15.0
2012-13	A'dia Mathies	SR	G	36	579	16.1
2013-14	Jennifer O'Neill	JR	G	35	441	12.6
2014-15	Makayla Epps	SO	G	34	506	14.9
2015-16	Makayla Epps	JR	G	32	546	17.1
2016-17	Makayla Epps	SR	G	33	583	17.7
2017-18	Maci Morris	JR	G	31	537	17.3
2018-19	Rhyne Howard	FR	G	32	525	16.4
2019-20	Rhyne Howard	SO	G	27	633	23.4
2020-21	Rhyne Howard	JR	G	24	497	20.7

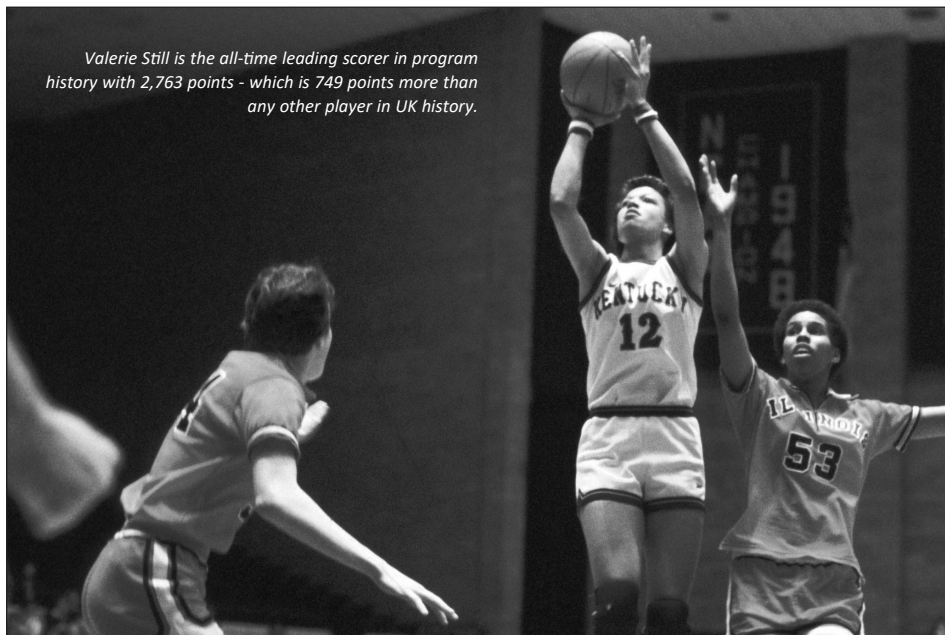
## ALL-TIME LEADING SCORERS - VARSITY CAREER (1,000-PT CLUB)

Player (Position)	Years	Seasons	Games	Average	Points
1. Valerie Still (C)	4	1979-83	119	23.2	2,763
2. A'dia Mathies (G)	4	2010-2013	140	14.4	2,014
3. Victoria Dunlap (F)	4	2008-2011	133	13.9	1,846
4. Leslie Nichols (F)	4	1982-86	111	18.2	1,797
5. Makayla Epps (G)	4	2013-2017	133	13.5	1,790
6. Maci Morris (G)	4	2015-19	129	13.1	1,692
7. Rhyne Howard (G)	3	2019-Pres.	83	19.9	1,655
8. Samantha Mahoney (G)	4	2005-2008	132	12.1	1,601
9. Pam Browning (C)	4	1974-78	107	14.9	1,598
10. Sara Potts (G/F)	4	2001-2005	117	13.4	1,563
11. Sarah Elliott (C)	4	2005-2008	132	11.4	1,502
12. Elisabeth Lukschu (C)	4	1977-81	119	12.5	1,488
13. Selia "SeSe" Helm (C)	4	2000-2004	108	13.8	1,487
14. Stacey Reed (G)	4	1991-95	114	13.0	1,482
15. Jennifer O'Neill (G)	5	2010-2015	133	10.9	1,449
16. Tiffany Wait (G)	5	1995-2000	122	11.8	1,445
17. Jodie Whitaker (G)	4	1985-89	111	12.9	1,433
18. Taylor Murray (G)	4	2016-19	127	10.7	1,359
19. Kristi Cushenberry (G)	4	1988-92	118	11.5	1,358
20. Bellitta Croley (F)	4	1984-88	94	14.2	1,339
21. Bria Goss (G)	4	2012-2015	134	9.8	1,318
22. Stacy McIntyre (F)	4	1988-92	116	10.5	1,215
23. Maria Donhoff (G)	4	1977-81	121	9.8	1,187
24. LaTonya McDole (F)	4	1998-2002	117	10.1	1,180
25. Lea Wise (G)	4	1979-83	120	9.8	1,179
26. Patty Jo Hedges (G)	4	1979-83	120	9.8	1,176
27. Jocelyn Mills (C)	4	1989-93	103	11.4	1,170
28. Karen Mosley (F)	4	1982-86	109	10.4	1,135
29. Janet Timperman (G)	4	1975-79	N/A	N/A	1,080
30. Tedra Eberhart (G)	4	1990-94	113	9.5	1,071
31. Kim Denkins (C)	4	1994-98	107	9.9	1,057
32. Debbie Miller (G)	4	1983-87	109	8.5	1,031
33. Laura Meadows (F)	3	1997-2000	89	11.5	1,024
Jane Thompson (G)	4	2012-2016	119	8.6	1,024
35. Sandy Harding (G)	4	1983-87	111	9.2	1,023

## QUICKEST TO 1,000 POINTS (BY GAMES PLAYED)

Name	Years	Games to 1,000	Date	Opponent	Total Points	Total Games
1. Valerie Still	1979-83	44	1/27/81	Eastern Kentucky	2,763	119
2. Rhyne Howard	2019-Pres.	53	2/16/2020	Mississippi State	1,158	59
2. Leslie Nichols	1982-86	66	12/29/84	Old Dominion	1,797	111
3. Selia Helm	2000-2004	73	2/9/03	Vanderbilt	1,487	108
4. A'dia Mathies	2010-2013	74	11/19/11	Southern Miss	1,435	104
5. Victoria Dunlap	2008-2011	85	1/31/10	Mississippi State	1,846	133

Valerie Still is the all-time leading scorer in program history with 2,763 points - which is 749 points more than any other player in UK history.







## FIELD GOALS

### TEAM RECORDS

#### FIELD GOALS MADE

Game: 53 vs. Kentucky State (11/24/89)  
Season: 1,096 (1977-78)

#### FIELD GOALS ATTEMPTED

Game: 101 vs. Marshall (2/1/78)  
Season: 2,550 (1977-78)

#### FIELD GOAL PERCENTAGE

First Half: .755 vs. Marshall (11/22/85) [25-of-34]  
Second Half: .833 vs. Alabama (2/7/87) [20-of-24]  
1st Period: 71.4% vs. Washington State (12/21/16)  
2nd Period: 90.0% vs. LSU (2/4/18)  
3rd Period: 81.8% vs. Belmont (3/17/17)  
4th Period: 83.3% vs. Texas A&M (1/16/2020)  
Game: .741 vs. Alabama (2/7/87) [35-of-49]  
Season: .513 (1983-84) [897-of-1,747]  
By an Opponent in a Season: .473 (2000-01) [756-of-1,600]

### INDIVIDUAL RECORDS

#### FIELD GOALS MADE

Game: 18, Valerie Still @ Florida (2/20/82) and Makayla Epps vs. Mississippi State (2/12/15)  
Season: 329, Valerie Still (1981-82)  
Career: 1,118, Valerie Still (1979-83)

#### FIELD GOALS ATTEMPTED

Game: 31, Jennifer O'Neill vs. Baylor (12/6/13)  
Season: 565, Valerie Still (1981-82)  
Career: 1,931, Valerie Still (1979-83)

#### FIELD GOAL PERCENTAGE

Game (min. 10 made): 1.000, Lisa Collins vs. LSU (3/3/84) [10-of-10]  
Season (min. 100 att.): .617, Liz Lukschu (1979-80) [169-of-275]  
Career (min. 400 att.): .586, Liz Lukschu (1977-81) [586-of-999]

### CAREER LEADERS

#### FIELD GOALS MADE

Player	Seasons	G	FGA	FGM
1. Valerie Still	1979-83	123	1,931	1,118
2. Leslie Nichols	1982-86	111	1,448	757
3. A'dia Mathies	2010-13	140	1,687	712
4. Victoria Dunlap	2008-11	133	1,473	696
5. Makayla Epps	2013-17	133	1,449	668
6. Sarah Elliott	2005-08	132	1,221	657
7. Maci Morris	2016-19	129	1,452	598
8. SeSe Helm	2000-04	108	1,195	590
9. Elisabeth Lukschu	1977-81	119	999	586
10. Rhynne Howard	2018-Pres.	83	1,306	575

#### FIELD GOALS ATTEMPTED

Player	Seasons	G	FGM	FGA
1. Valerie Still	1979-83	123	1,118	1,931
2. A'dia Mathies	2010-13	140	712	1,687
3. Victoria Dunlap	2008-11	133	696	1,473
4. Maci Morris	2016-19	129	598	1,452
5. Makayla Epps	2013-17	133	668	1,449
6. Leslie Nichols	1982-86	111	757	1,448
7. Sam Mahoney	2005-08	132	560	1,436
8. Sara Potts	2001-05	117	552	1,389
9. Stacey Reed	1991-95	114	512	1,318
10. Jodie Whitaker	1985-89	111	571	1,317

#### FIELD GOAL PERCENTAGE (MIN. 400 ATTEMPTS)

Player	Seasons	FGM	FGA	Pct
1. Liz Lukschu	1977-81	586	999	.587
2. Valerie Still	1979-83	1,118	1,931	.578
3. Debbie Miller	1983-87	396	699	.560
4. Evelyn Akhator	2015-17	356	658	.541
5. Sarah Elliott	2005-08	657	1,221	.538
6. Leslie Nichols	1982-86	757	1,448	.523
7. J. Humphrey	2003-07	365	714	.511
8. Karen Mosley	1982-86	470	909	.510
9. Lisa Collins	1980-84	415	815	.509
10. DeNesha Stallworth	2013-14	332	662	.502

### SINGLE-SEASON LEADERS

#### FIELD GOALS MADE

Player	Season	G	FGA	FGM
1. Valerie Still	1981-82	32	565	329
2. Valerie Still	1982-83	28	456	273
3. Valerie Still	1980-81	30	447	260
4. Valerie Still	1979-80	29	463	256
5. Victoria Dunlap	2009-10	35	459	228
6. Makayla Epps	2016-17	33	481	221
7. Rhynne Howard	2019-20	27	490	212
8. Leslie Nichols	1984-85	27	423	211
9. Belitta Croley	1987-88	23	409	209
10. Sarah Elliott	2006-07	34	372	208
Leslie Nichols	1983-84	27	379	208

#### BY A FRESHMAN:

256 Valerie Still (463 atts.) .....1979-80

#### BY A SOPHOMORE:

260 Valerie Still (447 atts.) .....1980-81

#### BY A JUNIOR:

329 Valerie Still (565 atts.) .....1981-82

#### BY A SENIOR:

273 Valerie Still (456 atts.) .....1982-83

#### FIELD GOALS ATTEMPTED

Player	Season	G	FGM	FGA
1. Valerie Still	1981-82	32	329	565
2. Rhynne Howard	2019-20	27	212	490
3. Makayla Epps	2016-17	33	221	481
4. Valerie Still	1979-80	29	256	463
5. Victoria Dunlap	2009-10	35	228	459
6. Valerie Still	1982-83	28	273	456
7. Victoria Dunlap	2010-11	33	206	450
8. Valerie Still	1980-81	30	260	447
9. Sara Potts	2004-05	34	186	446
10. A'dia Mathies	2009-10	36	178	439

#### BY A FRESHMAN:

463 Valerie Still (made 256) .....1979-80

#### BY A SOPHOMORE:

490 Rhynne Howard (made 212) .....2019-20

#### BY A JUNIOR:

565 Valerie Still (made 329) .....1981-82

#### BY A SENIOR:

487 A'dia Mathies (made 207) .....2012-13

#### FIELD GOAL PERCENTAGE (MIN. 150 ATTEMPTS)

Player	Season	FGM	FGA	Pct
1. Liz Lukschu	1979-80	169	275	61.7
2. Debbie Miller	1985-86	138	229	60.3
3. Liz Lukschu	1980-81	161	268	60.0
4. Valerie Still	1982-83	273	456	59.9
5. V. Foster-Sutton	1989-90	143	243	58.8
6. Debbie Miller	1986-87	161	275	58.5
7. Valerie Still	1981-82	329	565	58.2
8. Valerie Still	1980-81	260	447	58.1
9. Jaye Barnes	1998-99	115	202	56.9
10. Evelyn Akhator	2016-17	200	352	56.8

#### BY A FRESHMAN:

55.8 Sarah Elliott (149-of-267) .....2004-05

#### BY A SOPHOMORE:

58.1 Valerie Still (260-of-447) .....1980-81

#### BY A JUNIOR:

61.7 Liz Lukschu (169-of-275) .....1979-80

#### BY A SENIOR:

60.0 Liz Lukschu (161-of-268) .....1980-81

### SINGLE-GAME LEADERS

#### FIELD GOALS MADE

Player, Opponent (Date)	FGM
1. Makayla Epps vs. Mississippi State (2/12/15)	18
Valerie Still @ Florida (2/20/82)	18
3. Valerie Still @ Rutgers (2/16/83)	16
Valerie Still vs. Seton Hall (12/5/81)	16
Valerie Still @ Georgia (2/6/82)	16
Valerie Still @ Murray State (12/10/80)	16
7. Jocelyn Mills vs. Florida (2/28/93)	15
Lisa Collins vs. Vanderbilt (2/20/84)	15
Lea Wise vs. Illinois (3/14/82)	15
Valerie Still vs. Indiana State (1/17/81)	15
Valerie Still vs. Indiana (12/15/79)	15

#### FIELD GOALS ATTEMPTED

Player, Opponent (Date)	FGA
1. Jennifer O'Neill vs. Baylor (12/6/13)	31
2. Makayla Epps vs. Mississippi State (2/12/15)	30
3. Pam Browning @ Central Missouri (12/18/76)	29
4. Stacey Reed @ Florida (1/4/94)	28
Stacey Reed @ Ohio State (12/4/94)	28
6. Rhynne Howard vs. Tennessee (1/5/2020)	27
Valerie Still vs. Rutgers (1/12/80)	27
7. Rhynne Howard vs. Miss. State (3/7/2020)	26
Rhynne Howard vs. Ole Miss (2/4/2021)	26
Maci Morris vs. California (12/21/17)	26
Makayla Epps vs. South Carolina (3/4/17)	26
Stacey Reed vs. Mississippi State (1/16/94)	26
Jodie Whitaker vs. Tennessee (3/5/88)	26

#### FIELD GOAL PERCENTAGE (MIN. 10 ATTEMPTS)

Player, Opponent (Date)	Pct
1. Lisa Collins vs. LSU (3/3/84)	100.0 [10-10]
2. Lea Wise vs. Illinois (3/14/82)	.938 [15-16]
3. Jaida Roper vs. Winthrop (12/11/2019)	.923 [12-13]
4. Sandy Harding vs. Alabama (2/7/87)	.909 [10-11]
5. Jennifer Humphrey vs. Miss. St. (1/25/07)	.900 [9-10]
Sarah Elliott vs. Nicholls State (12/21/04)	.900 [9-10]
Rita Adams vs. Sam Houston St. (11/23/01)	.900 [9-10]
Karri Koach @ Miss. St. (1/15/95)	.900 [9-10]
Josh Mills vs. Morehead State (2/20/90)	.900 [9-10]
10. Karen Mosley vs. National College (2/22/84)	.867 [13-15]

## YEAR-BY-YEAR FIELD GOAL PCT. LEADERS (MIN. 100 MADE)

Year	Name	Class	Pos.	FG	FGA	Pct.
1977-78	Liz Lukschu	Ff.	C	100	182	.550
1978-79	Liz Lukschu	So.	C	156	275	.567
1979-80	Liz Lukschu	Jr.	C	169	274	.617
1980-81	Liz Lukschu	Sr.	C	161	268	.600
1981-82	Valerie Still	Jr.	F/C	329	565	.582
1982-83	Valerie Still	Sr.	F/C	273	456	.599
1983-84	Leslie Nichols	So.	F	208	379	.549
1984-85	Leslie Nichols	Jr.	F	211	423	.499
1985-86	Debbie Miller	So.	C	138	229	.603
1986-87	Debbie Miller	Jr.	C	161	275	.583
1987-88	Belitta Croley	Jr.	F	166	322	.516
1988-89	Pam Shrum	Sr.	F/C	105	208	.505
1989-90	V. Foster-Sutton	Sr.	C	143	243	.588
1990-91	Jocelyn Mills	So.	C	136	279	.487
1991-92	Stacy McIntyre	Sr.	F	162	337	.481
1992-93	Jocelyn Mills	Sr.	C	174	344	.506
1993-94	Tedra Eberhart	Sr.	G/F	168	637	.458
1994-95	Stacey Reed	Sr.	G	149	377	.395
1995-96	Kim Denkins	So.	C	159	310	.513
1996-97	Tiffany Wait	So.	G	118	271	.435
1997-98	Jaye Barnes	Jr.	F	160	287	.557
1998-99	Jaye Barnes	Sr.	F	115	202	.569
1999-2000	Laura Meadows	Jr.	F	140	271	.517
2000-01	LaTonya McDole	Jr.	F	140	292	.479
2001-02	SeSe Helm	So.	C	198	388	.510
2002-03	SeSe Helm	Jr.	C	122	251	.486
2003-04	SeSe Helm	Sr.	C	155	310	.500
2004-05	Sarah Elliott	Ff.	C	149	267	.558
2005-06	Sarah Elliott	So.	C	149	273	.546
2006-07	Sarah Elliott	Jr.	C	208	372	.559
2007-08	Sarah Elliott	Sr.	C	151	309	.538
2008-09	Victoria Dunlap	So.	F	162	336	.482
2009-10	Victoria Dunlap	Jr.	F	228	459	.497
2010-11	Victoria Dunlap	Jr.	F	206	450	.417
2011-12	Samarie Walker	So.	F	88	182	.484
2012-13	Samarie Walker	Jr.	F	122	233	.524
2013-14	DeNesha Stallworth	Sr.	F	151	288	.524
2014-15	Makayla Epps	So.	G	184	414	.444
2015-16	Evelyn Akhator	Jr.	F	156	306	.510
2016-17	Evelyn Akhator	Sr.	F	200	352	.568
2017-18	Maci Morris	Jr.	G	198	409	.484
2018-19	Taylor Murray	So.	G	145	304	.446
2019-20	Rhynne Howard	Sr.	G	212	490	.433
2020-21	Chasity Patterson	Sr.	G	128	273	.469



# THREE-POINT FIELD GOALS

## TEAM RECORDS

### 3-POINT FIELD GOALS MADE

Game: 16 at Alabama (1/9/2020) [16 of 31]

Half: 11 vs. Detroit (12/1/93) [11 of 19]

11 vs. Winthrop (12/11/2019) [11 of 16]

1st Period: 8 vs. Winthrop (12/11/2019)

2nd Period: 6 vs. Missouri (1/5/17)

3rd Period: 5, 3x, last vs. Tennessee (3/6/2020)

4th Period: 5, 5x, last at Arkansas (2/9/2020)

Season: 252, 2019-20 [252-of-694 in 30 games]

Both Teams in Game: 25, UK [11-of-30] - Arkansas [14-of-21], 2/9/2020

### 3-POINT FIELD GOALS ATTEMPTED

Game: 32 vs. UCLA (12/28/94) [8-of-32], vs. Morehead St.

(11/21/2019) [11-of-32]

Season: 731 (2012-13) [240-of-731 in 36 games]

### 3-POINT FIELD GOAL PERCENTAGE

Game (min. 8 made): 78.6 vs. Miami (Ohio) [11-of-14], 12/21/02

Season: .380 (2002-03) [158-of-416 in 27 games]

## INDIVIDUAL RECORDS

### 3-POINT FIELD GOALS MADE

Half: 5, Keyla Snowden vs. UT Martin (12/22/09) [5-of-6]; Amani

Franklin vs. UC Santa Barbara (12/21/08) [5-of-6]; Sara Potts

vs. Chattanooga (3/20/05) [7-of-14]; A'dia Mathies vs. Alabama

(1/06/13) [5-of-7]; Rhyne Howard at Alabama (1/9/2020) [5-of-

6]; Chastity Patterson at Arkansas (2/9/2020) [5-of-7]

Game: 7, Rhyne Howard vs. Southern U (11/11/18) [7-of-11], at Ala-

bama (1/9/2020) [7-of-11], vs. Tennessee (1/5/2020) [7-of-13]

7, Sara Potts vs. High Point (1/6/04) [7-of-12]; Chattanooga

(3/20/05) [7-of-14]

Season: 84, Rhyne Howard (2019-20) [84-of-220]

Career: 271, Sara Potts (2001-05) [271-of-719]

### 3-POINT FIELD GOALS ATTEMPTED

Game: 17, Shaunda Roberts vs. South Carolina (1/24/96) [5-of-17]

Season: 223, Sara Potts (2004-05) [81-223]

Career: 719, Sara Potts (2001-05) [271-of-719]

### 3-POINT FIELD GOAL PERCENTAGE

Game (min. 10 att.): .636, Rhyne Howard vs. Southern U (11/11/18)

[7-of-11]; .636, Rhyne Howard at Alabama (1/9/2020) [7-of-11]

Season (min. 100 att.): .475, Maci Morris (2017-18) [75-of-158]

Career (min. 200 att.): .411, Maci Morris (2016-19) [252-of-613]

## CAREER LEADERS

### 3-POINT FIELD GOALS MADE

Player	Seasons	Pct	3FGA	3FG
1. Sara Potts	2001-05	.377	719	271
2. Maci Morris	2016-19	.411	613	252
3. Rhyne Howard	2019-Pres.	.383	561	215
4. Jennifer O'Neill	2011-15	.349	564	197
A'dia Mathies	2010-13	.368	481	177
6. Keyla Snowden	2010-2012	.369	477	176
7. Stacey Reed	1991-95	.320	548	175
8. Jenny Pfeiffer	2003-07	.347	467	162
9. Tiffany Wait	1995-2000	.361	319	115
10. Sam Mahoney	2005-08	.318	355	113

### 3-POINT FIELD GOALS ATTEMPTED

Player	Seasons	Pct	3FG	3FGA
1. Sara Potts	2001-05	.377	271	719
2. Maci Morris	2016-19	.411	252	613
3. Jennifer O'Neill	2011-14	.349	197	564
4. Rhyne Howard	2019-Pres.	.383	215	561
5. Stacey Reed	1991-95	.320	176	548
6. A'dia Mathies	2010-13	.368	177	481
7. Keyla Snowden	2010-2012	.369	176	477
8. Jenny Pfeiffer	2003-07	.347	162	467
9. Carly Morrow	2008-11	.273	108	395
10. Christina Jansen	1992-96	.252	98	388

### 3-PT FIELD GOAL PERCENTAGE (MIN. 200 ATT.)

Player	Seasons	3FG	3FGA	Pct
1. Maci Morris	2016-19	252	613	41.1
2. Kristi Cushenberry	1988-92	110	277	39.7
3. Rhyne Howard	2019-Pres.	215	561	38.3
4. Sara Potts	2001-05	271	719	37.7
5. Keyla Snowden	2010-2012	176	477	36.9
6. Jodie Whitaker	1985-89	80	217	36.8
A'dia Mathies	2010-13	177	481	36.8
8. Shaunda Roberts	1994-96	103	284	36.2
9. Tiffany Wait	1995-2000	115	319	36.1
10. Mia Daniel	1989-93	90	253	35.5

## SINGLE-SEASON LEADERS

### 3-POINT FIELD GOALS MADE

Player	Year	Pct	3FGA	3FG
1. Rhyne Howard	2019-20	.382	220	84
2. Sara Potts	2004-05	.363	223	81
3. Maci Morris	2018-19	.452	166	75
Maci Morris	2017-18	.475	158	75
5. Rhyne Howard	2018-19	.387	191	74
Sara Potts	2002-03	.454	163	74
7. A'dia Mathies	2012-13	.422	173	73
8. Jennifer O'Neill	2012-13	.356	188	67
9. Sara Potts	2003-04	.354	186	66
10. Stacey Reed	1992-93	.386	168	65
Keyla Snowden	2010-11	.380	171	65

### BY A FRESHMAN:

74 Rhyne Howard (191 atts.) .....2018-19

### BY A SOPHOMORE:

84 Rhyne Howard (220 atts.) .....2019-20

### BY A JUNIOR:

75 Maci Morris (158 atts.) .....2017-18

### BY A SENIOR:

81 Sara Potts (223 atts.) .....2004-05

### 3-POINT FIELD GOALS ATTEMPTED

Player	Year	Pct	3FG	3FGA
1. Sara Potts	2004-05	.363	81	223
2. Rhyne Howard	2019-20	.382	84	220
3. Rhyne Howard	2018-19	.387	74	191
4. Jennifer O'Neill	2012-13	.356	67	188
5. Jenny Pfeiffer	2006-07	.324	57	176
6. Shaunda Roberts	1995-96	.368	64	174
Keyla Snowden	2011-12	.345	60	174
7. A'dia Mathies	2012-13	.422	73	173
8. Stacey Reed	1992-93	.387	65	168
10. Jennifer O'Neill	2014-15	.323	54	167

### 3-PT FIELD GOAL PCT. (MIN. 100 ATT.)

Player	Year	3FG	3FGA	Pct
1. Maci Morris	2017-18	75	158	47.5
2. Sara Potts	2002-03	74	163	45.4
3. Maci Morris	2018-19	75	166	45.2
4. A'dia Mathies	2012-13	73	173	42.2
5. Tiffany Wait	1998-99	46	110	41.8
6. Carly Ormerod	2005-06	49	118	41.5
7. Maci Morris	2015-16	49	125	39.2
8. Janee Thompson	2015-16	56	144	38.9
9. Rhyne Howard	2018-19	74	191	38.7
Stacey Reed	1992-93	65	168	38.7

### BY A FRESHMAN:

41.5 Carly Ormerod (49-118) .....2005-06

### BY A SOPHOMORE:

45.4 Sara Potts (74-163) .....2002-03

### BY A JUNIOR:

47.5 Maci Morris (75-158) .....2017-18

### BY A SENIOR:

45.2 Maci Morris (75-166) .....2018-19

## SINGLE-GAME HIGHS

### 3-POINT FIELD GOALS MADE

Player	Opp (Date)	3FGA	3FG
1. Rhyne Howard	Southern U (11/11/18)	11	7
	at Alabama (1/9/2020)	11	7
	vs. Tennessee (1/5/2020)	13	7
Sara Potts	High Point (1/6/04)	12	7
	Chattanooga (3/20/05)	14	7
4. Makenzie Cann	New Hamp. (11/17/16)	8	6
A'dia Mathies	Dayton (3/26/13)	7	6
Keyla Snowden	UT Martin (12/22/09)	6	6
Keyla Snowden	Arkansas Pine Bluff	12	6
Sara Potts	@ Alabama (2/23/03)	10	6
Jenny Pfeiffer	Long Island (12/15/02)	8	6
Tedra Eberhart	Detroit-Mercy (12/1/93)	10	6
Jenny Pfeiffer	Alabama (2/26/06)	12	6
	Florida (1/12/06)	9	6

### 3-POINT FIELD GOALS ATTEMPTED

Player	Opp (Date)	3FG	3FGA
1. Shaunda Roberts	So. Carolina (1/24/96)	5	17
2. Jennifer O'Neill	Central Mich. (11/22/14)	5	15
3. Sara Potts	Chattanooga (3/20/05)	7	14
Rhyne Howard	at LSU (1/19/2020)	4	14
4. Rhyne Howard	vs. Tennessee	7	13
Rhyne Howard	vs. Grambling (11/2/2019)	4	13
Rhyne Howard	Ole Miss (01/13/19)	5	13
Jennifer O'Neill	Texas A&M (3/10/13)	2	13
Shaunda Roberts	Marshall (2/8/96)	3	13
Shaunda Roberts	Auburn (3/1/96)	4	13
Stacey Reed	Western Ky. (12/10/93)	5	13
Jenny Pfeiffer	Oakland (3/15/07)	5	13
Keyla Snowden	LSU (3/3/12)	5	13

### Consecutive Games Hitting a 3-Point Field Goal:

Season: 18, Maci Morris (2018-19)

Career: 25, Keyla Snowden (Feb. 18, 2010-Jan. 23, 2011)

## YEAR-BY-YEAR THREE-POINT PCT LEADERS (MIN. 20 MADE)

Year	Name	Class	Pos.	3FG	3FGA	Pct.
1987-88	Jodie Whitaker	Jr.	G	48	126	38.1
1988-89	Ruth Mountain	Jr.	G/F	22	59	37.3
1989-90	Kristi Cushenberry	So.	G	22	51	43.1
1990-91	Mia Daniel	So.	F	20	50	40.0
1991-92	Mia Daniel	Jr.	F	28	75	37.3
1992-93	Stacey Reed	So.	G	65	168	38.7
1993-94	Tedra Eberhart	Sr.	G/F	38	101	37.6
1994-95	Chrissy Roberts	So.	G	47	130	36.2
1995-96	Shaunda Roberts	So.	F	64	174	36.8
1996-97	Patrice Boyd	Fr.	F	20	50	40.0
1997-98	Laura Meadows	Fr.	G/F	43	129	33.3
1998-99	Tiffany Wait	Jr.	G	46	110	41.8
1999-2000	Natalie Martinez	Sr.	G	28	67	41.8
2000-01	Dasieka Hawthorne	Fr.	G	20	71	28.2
2001-02	Sara Potts	Fr.	G	50	147	34.0
2002-03	Sara Potts	So.	G	74	163	45.4
2003-04	Jenny Pfeiffer	So.	G	29	78	37.2
2004-05	Sara Potts	Sr.	G/F	81	223	36.3
2005-06	Carly Ormerod	Fr.	G	49	118	41.5
2006-07	Jenny Pfeiffer	Sr.	G	57	176	32.4
2007-08	Sam Mahoney	Sr.	G	40	113	35.4
2008-09	Carly Morrow	So.	G	48	163	29.4
2009-10	Keyla Snowden	So.	G	51	132	38.6
2010-11	Keyla Snowden	Jr.	G	65	171	38.0
2011-12	A'dia Mathies	Jr.	G	51	135	37.8
2012-13	A'dia Mathies	Sr.	G	73	173	42.2
2013-14	Jennifer O'Neill	Jr.	G	55	151	36.4
2014-15	Jennifer O'Neill	Sr.	G	54	167	32.3
2015-16	Maci Morris	Fr.	G	49	125	39.2
2016-17	Makayla Epps	Sr.	G	39	110	35.5
2017-18	Maci Morris	Jr.	G	75	158	47.5
2018-19	Maci Morris	Sr.	G	75	166	45.2
2019-20	KeKe McKinney	Jr.	F	23	55	41.8
2020-21	Rhyne Howard	Jr.	G	56	150	37.3



## FREE THROWS

### TEAM RECORDS

#### FREE THROWS MADE

Game: 49 vs. Baylor 4OT (12/6/13)  
Season: 631 (2009-10)

#### FREE THROWS ATTEMPTED

Game: 66 vs. Baylor 4OT (12/6/13)  
Season: 903 (2014-15)

#### FREE THROW PERCENTAGE

Game (min. 10 att.): 1.000 vs. Missouri (1/13/13) [12-of-12];  
Chattanooga (3/20/04) [11-of-11]; vs. Morehead (1977)  
Season: .778 (1983-84) [328-of-416]

#### FEWEST FREE THROWS ATTEMPTED

Game: 1 @ Vanderbilt (1/19/03); vs. Drake (3/12/86)

### INDIVIDUAL RECORDS

#### FREE THROWS MADE

Game: 15, Bernisha Pinkett vs. Vanderbilt (1/23/11)  
Season: 196, Pam Browning (1976-77)  
Career: 527, Valerie Still (1979-83)

#### FREE THROWS ATTEMPTED

Game: 19, Jennifer O'Neill vs. Baylor (12/6/13)  
Season: 263, Pam Browning (1976-77)  
Career: 748, Valerie Still (1979-83)

#### FREE THROW PERCENTAGE

Game (min. 10 att.): 1.000, (13 times), most by Stacy McIntyre vs. Houston (11/30/91) [14-of-14]; last by Jaida Roper vs. Georgia (2/27/2020) [11-of-11]  
Season (min. 75 att.): .887, Jenny Pfeiffer (2005-06) [94-of-106]  
Career (min. 200 att.): .861, Jenny Pfeiffer (2003-07) [247-of-287]

### CAREER LEADERS

#### FREE THROWS MADE

Player	Seasons	G	PCT.	FTA	FTM
1. Valerie Still	1979-83	119	.704	748	527
2. Victoria Dunlap	2008-11	133	.623	714	445
3. A'dia Mathies	2010-13	140	.700	590	413
4. Bria Goss	2012-15	134	.819	486	398
5. Tiffany Wait	1996-2000	122	.792	500	396
6. Sam Mahoney	2005-08	132	.675	545	368
7. Makayla Epps	2013-17	133	.719	491	353
8. Taylor Murray	2016-19	127	.833	400	333
9. Kristi Cushenberry	1989-92	118	.780	407	318
10. Elisabeth Lukschu	1978-81	119	.687	460	316

#### FREE THROWS ATTEMPTED

Player	Seasons	G	PCT.	FTM	FTA
1. Valerie Still	1979-83	119	.861	527	748
2. Victoria Dunlap	2008-11	133	.623	445	714
3. A'dia Mathies	2010-13	140	.700	413	590
4. Sam Mahoney	2005-08	132	.675	368	545
5. Tiffany Wait	1996-2000	122	.792	396	500
6. Bria Goss	2012-15	134	.819	398	486
7. Liz Lukschu	1978-81	119	.687	316	460
8. Stacy McIntyre	1989-92	116	.710	296	416
9. Kristi Cushenberry	1989-92	118	.780	318	407
10. LaTonya McDole	1999-2002	117	.571	232	406

#### FREE THROW PERCENTAGE (MIN. 200 ATT.)

Player	Seasons	G	FTM	FTA	PCT.
1. Jenny Pfeiffer	2003-07	119	247	287	.861
2. Maci Morris	2016-19	129	244	285	.856
3. Taylor Murray	2016-19	127	333	400	.833
4. Amani Franklin	2007-10	127	192	233	.824
5. Bria Goss	2012-15	134	398	486	.819
6. Jodie Whitaker	1986-89	111	211	259	.810
7. Tiffany Wait	1996-2000	122	396	500	.792
8. Debbie Miller	1984-87	109	300	239	.790
9. Selia Helm	2001-04	108	291	369	.789
10. Sara Potts	2002-05	117	188	240	.783

### SINGLE-SEASON LEADERS

#### FREE THROWS MADE

Player	Season	G	FTA	FTM
1. Pam Browning	1976-77	26	263	196
2. Victoria Dunlap	2009-10	35	254	175
3. Valerie Still	1982-83	28	212	154
4. Valerie Still	1981-82	32	199	136
5. Valerie Still	1979-80	29	183	129
6. Stacy McIntyre	1991-92	30	124	160
7. Victoria Dunlap	2010-11	33	206	145
8. Bria Goss	2013-14	35	141	127
9. Evelyn Akhator	2016-17	33	183	126
10. Rhyne Howard	2019-20	27	158	125

### FREE THROWS ATTEMPTED

Player	Season	G	FTM	FTA
1. Pam Browning	1976-77	26	196	263
2. Victoria Dunlap	2009-10	25	175	254
3. Valerie Still	1982-83	28	154	212
4. Victoria Dunlap	2010-11	33	145	206
5. Valerie Still	1981-82	32	136	199
6. Evelyn Akhator	2016-17	33	126	183
Valerie Still	1979-80	29	129	183
8. A'dia Mathies	2010-11	34	121	178
9. Makayla Epps	2014-15	34	114	165
10. Stacey Reed	1993-94	28	123	162

### FREE THROW PERCENTAGE (MIN. 50 ATT.)

Player	Season	FTM	FTA	Pct
1. Bria Goss	2013-14	127	141	.901
2. Jenny Pfeiffer	2005-06	94	106	.887
3. Amani Franklin	2008-09	69	78	.885
4. Maci Morris	2016-17	74	84	.881
5. Sara Potts	2004-05	49	58	.865
6. Jenny Pfeiffer	2006-07	69	80	.863
7. SeSe Helm	2001-02	62	72	.861
8. Keyla Snowden	2011-12	63	54	.857
9. Jenny Pfeiffer	2003-04	51	60	.850
Kristi Cushenberry	1988-89	85	100	.850

### CONSECUTIVE FREE THROWS MADE

Player (Seasons)	FT
1. Bria Goss (over nine games) 2014-15	31
2. Alexis Jennings (over 11 games) 2015-16	27
Jenny Pfeiffer (over nine games) 2005-06	27
4. Jaida Roper (over five games) 2019-20	26
Taylor Murray (over 11 games) 2018-19	26
Debbie Miller (over seven games) 1986-87	26
Jenny Pfeiffer (over five games) 2005-06	26
8. Diane Stephens (over 14 games) 1982-83	23
9. Sara Potts (over 15 games) 2004-05	22
Jenny Pfeiffer (over 11 games) 2006-07	22
11. Amani Franklin (over nine games) 2008-09	21
Stacy McIntyre (over four games) 1991-92	21

### SINGLE-GAME LEADERS

#### FREE THROWS MADE

Player, Opponent (Date)	FTM
1. Bernisha Pinkett vs. Vanderbilt (1/23/11)	15
2. Stacy McIntyre vs. Houston (11/30/92)	14
Valerie Still vs. Charleston (12/19/82)	14
4. Jennifer O'Neill vs. Baylor (12/6/13)	13
Pam Browning vs. Eastern Kentucky (1976-77)	13
Tiffany Wait at Miami (12/20/97)	13
Erica Jackson at Ohio State (11/19/98)	13
Tiffany Wait vs. Georgia (2/7/99)	13
Lydia Watkins at South Alabama (12/30/07)	13
Victoria Dunlap vs. Butler (11/15/09)	13

#### FREE THROWS ATTEMPTED

Player, Opponent (Date)	FTA
1. Jennifer O'Neill vs. Baylor (12/6/13)	19
2. Erica Jackson at Ohio State (11/19/98)	18
Bernisha Pinkett vs. Vanderbilt (1/23/11)	18
Victoria Dunlap at Arkansas (1/6/11)	18
5. Liz Lukschu vs. Morehead (1/22/80)	17
Karen Mosely vs. Auburn (2/2/86)	17
Victoria Dunlap vs. MTSU (12/28/09)	17
A'dia Mathies vs. Liberty (3/20/10)	17
9. Pam Browning vs. Mt. St. Joseph (2/21/77)	16
Valerie Still vs. Charleston (12/19/82)	16
Debbie Miller vs. Tennessee (1/24/86)	16

#### FREE THROW PERCENTAGE (MIN. 10 ATTEMPTS)

Player, Opponent (Date)	Pct
1. Stacy McIntyre vs. Houston (11/30/92) [14-of-14]	100.0
Lydia Watkins vs. South Alabama (12/30/07) [13-of-13]	100.0
Makayla Epps vs. Ole Miss (1/21/16) [12-of-12]	100.0
Bria Goss vs. Grambling State (12/29/13) [12-of-12]	100.0
Jaida Roper vs. Georgia (2/27/2020) [11-of-11]	100.0
Jenny Pfeiffer vs. Xavier (12/10/03) [11-of-11]	100.0
Bria Goss vs. Missouri (1/12/14) [10-of-10]	100.0
Jennifer O'Neill at DePaul (12/12/13) [10-of-10]	100.0
Kristi Cushenberry vs. Ole Miss (2/23/92) [10-of-10]	100.0
Bebe Croley vs. Vanderbilt (3/4/88) [10-of-10]	100.0
Patty Jo Hedges vs. Cincinnati (11/27/82) [10-of-10]	100.0
Tiffany Wait vs. LSU (2/26/99) [10-of-10]	100.0
Taylor Murray vs. Missouri (1/30/17) [10-of-10]	100.0

## YEAR-BY-YEAR FREE THROW LEADERS (MIN. 50 ATT)

Year	Name	Class	Pos.	FT	FTA	Pct.
1977-78	Linda Edelman	So.	G	38	50	.760
1978-79	Liz Lukschu	So.	C	88	122	.721
1979-80	Patty Jo Hedges	Fr.	G	40	53	.755
1980-81	Lea Wise	So.	G	39	51	.764
1981-82	Lea Wise	Jr.	G	46	63	.730
1982-83	Lea Wise	Sr.	G	62	77	.805
1983-84	Jody Runge	Sr.	C	42	50	.840
1984-85	Sandy Harding	So.	G	60	74	.811
1985-86	Leslie Nichols	Sr.	F	70	87	.804
1986-87	Sandy Harding	Sr.	G	49	67	.802
1987-88	Jodie Whitaker	Jr.	G	80	92	.870
1988-89	Kristi Cushenberry	Fr.	G/F	85	100	.850
1989-90	Kristi Cushenberry	So.	G/F	66	91	.725
1990-91	Karen Killen	Fr.	G	40	51	.784
1991-92	Stacy McIntyre	Sr.	F	124	160	.775
1992-93	Stacey Reed	So.	G	45	56	.804
1993-94	Tedra Eberhart	Sr.	G/F	86	113	.761
1994-95	Stacey Reed	Sr.	G	52	69	.754
1995-96	Shaunda Roberts	So.	F	101	125	.808
1996-97	Shaunda Roberts	Jr.	F	48	59	.814
1997-98	Tiffany Wait	So.	G/F	98	119	.824
1998-99	Tiffany Wait	Jr.	G/F	121	149	.812
1999-2000	Tiffany Wait	Sr.	G/F	79	90	.778
2000-01	SeSe Helm	So.	C	62	72	.861
2001-02	SeSe Helm	Jr.	C	92	115	.800
2002-03	Rita Adams	Sr.	G	55	73	.753
2003-04	Jenny Pfeiffer	So.	G	51	60	.850
2004-05	Sara Potts	So.	G/F	77	89	.865
2005-06	Jenny Pfeiffer	Jr.	G	94	106	.887
2006-07	Jenny Pfeiffer	Sr.	G	69	80	.863
2007-08	Amani Franklin	So.	G	56	69	.812
2008-09	Amani Franklin	Jr.	G	69	78	.885
2009-10	Amber Smith	Jr.	PG	115	142	.810
2010-11	Bernisha Pinkett	Fr.	G	63	81	.768
2011-12	Keyla Snowden	Sr.	G	54	63	.857
2012-13	Bria Goss	So.	G	86	102	.843
2013-14	Bria Goss	Jr.	G	127	141	.901
2014-15	Bria Goss	Sr.	G	87	109	.798
2015-16	Makayla Epps	Jr.	G	106	146	.726
2016-17	Maci Morris	So.	G	74	84	.881
2017-18	Maci Morris	Jr.	G	66	78	.846
2018-19	Maci Morris	Sr.	G	74	88	.841
2019-20	Rhyne Howard	So.	G	125	158	.791
2020-21	Chasity Patterson	Sr.	G	44	56	.786





# REBOUNDING

## TEAM RECORDS

### MOST REBOUNDS

**Game:** 67 vs. Wright State (3/22/14) & vs. Morehead State (11/18/15)

**Season:** 1,513 (2013-14) [35 games]

**By The Opponent:** 1,392 (2014-15) [34 games]

### HIGHEST REBOUNDING AVERAGE

**Season:** 48.7 (1979-80) [1,413 in 29 games]

**By An Opponent:** 40.9 (2014-05) [1,392 in 34 games]

### HIGHEST REBOUNDING MARGIN

**Season:** +16.5 (1979-80)

## INDIVIDUAL RECORDS

### MOST REBOUNDS

**Game:** 27, Valerie Still vs. National College (2/9/82)

**Season:** 457, Valerie Still (1981-82)

**Career:** 1,525, Valerie Still (1979-83)

### HIGHEST REBOUNDING AVERAGE

**Season:** 16.8, Pam Browning (1974-75) [419 in 25 games]

**Career:** 12.8, Valerie Still (1979-83) [1,525 in 119 games]

## CAREER LEADERS

### REBOUNDS

Player	Seasons	G	Avg	Reb
1. Valerie Still	1979-83	119	12.8	1,525
2. Victoria Dunlap	2008-11	133	8.3	1,099
3. J. Humphrey	2003-07	129	7.5	964
4. Leslie Nichols	1982-86	111	7.9	877
5. Sarah Elliott	2005-08	132	6.1	800
6. Debra Oden	1976-80	109	7.2	785
7. Samarie Walker	2012-14	96	8.1	777
8. Kim Denkins	1994-98	107	7.1	762
9. Liz Lukschu	1977-81	119	6.1	722
10. LaTonya McDole	1998-2002	116	6.1	711

### REBOUNDING AVERAGE (MIN. 50 GAMES PLAYED)

Player	Seasons	G	Reb	Avg
1. Valerie Still	1979-83	119	1,525	12.8
2. Evelyn Akhator	2015-17	66	664	10.1
3. Victoria Dunlap	2008-11	133	1,099	8.3
4. Samarie Walker	2012-14	96	777	8.1
5. Leslie Nichols	1982-86	111	877	7.9
6. J. Humphrey	2003-07	129	964	7.5
7. Debra Oden	1976-80	109	785	7.2
8. Kim Denkins	1994-98	107	762	7.1
9. Jocelyn Mills	1989-93	103	703	6.8
<b>Rhyn Howard</b>	<b>2019-Pres.</b>	<b>59</b>	<b>387</b>	<b>6.8</b>
10. Bebe Croley	1984-88	94	599	6.4

## SINGLE-SEASON LEADERS

### REBOUNDS

Player	Season	G	Avg	Reb
1. Valerie Still	1981-82	32	14.3	457
2. Valerie Still	1979-80	29	13.9	403
3. Debra Oden	1977-78	35	10.6	371
4. Evelyn Akhator	2016-17	33	10.8	358
5. Jennifer Humphrey	2006-07	34	10.3	351
6. Valerie Still	1982-83	28	12.0	336
7. Valerie Still	1980-81	30	10.9	329
8. Evelyn Akhator	2015-16	33	9.3	306
9. Samarie Walker	2013-14	35	8.7	305
10. Victoria Dunlap	2009-10	35	8.4	293
Samarie Walker	2012-13	36	8.1	293

### BY A FRESHMAN:

403 Valerie Still ..... 1980

### BY A SOPHOMORE:

371 Debra Oden ..... 1978

### BY A JUNIOR:

457 Valerie Still ..... 1982

### BY A SENIOR:

358 Evelyn Akhator ..... 2017

### REBOUNDING AVERAGE

Player	Season	G	Reb	Avg
1. Valerie Still	1981-82	32	457	14.3
2. Valerie Still	1979-80	29	403	13.9
3. Valerie Still	1982-83	28	336	12.0
4. Valerie Still	1980-81	30	329	10.9
5. Evelyn Akhator	2016-17	33	358	10.8
6. Debra Oden	1977-78	35	371	10.6
7. Jennifer Humphrey	2006-07	34	351	10.3
8. Evelyn Akhator	2015-16	33	306	9.3
9. Leslie Nichols	1984-85	29	247	9.1
Victoria Dunlap	2008-09	32	290	9.1
10. Kim Denkins	1995-96	27	242	9.0

### BY A FRESHMAN:

13.9 Valerie Still (403 in 29 games) ..... 1980

### BY A SOPHOMORE:

10.9 Valerie Still (329 in 30 games) ..... 1981

### BY A JUNIOR:

14.3 Valerie Still (457 in 32 games) ..... 1982

### BY A SENIOR:

12.0 Valerie Still (336 in 28 games) ..... 1983

## SINGLE-GAME HIGHS

### REBOUNDS

Player	Opponent (Date)	Reb
1. Valerie Still	National College (2/9/82)	27
2. Valerie Still	Rutgers (1/12/80)	26
3. Pam Browning	UT-Martin (1/22/77)	23
Victoria Dunlap	Louisville (12/5/10)	23
Evelyn Akhator	Ohio State (3/19/17)	23
5. Valerie Still	UT-Chattanooga (11/30/81)	21
6. Valerie Still	Charleston (12/19/82)	20
Debra Oden	Morehead (3/4/78)	20
Jennifer Humphrey	Auburn (1/21/07)	20
DeNesha Stallworth	Mississippi State (2/27/14)	20
10. J. Humphrey	Arkansas (3/1/07)	19

### BY A FRESHMAN:

26 Valerie Still vs. Rutgers ..... Jan. 12, 1980

### BY A SOPHOMORE:

20 Debra Oden vs. Morehead ..... March 4, 1978

### BY A JUNIOR:

27 Valerie Still vs. National College ..... Feb. 9, 1982

### BY A SENIOR:

23 Victoria Dunlap vs. Louisville ..... Dec. 5, 2010

23 Evelyn Akhator vs. Ohio State ..... March 19, 2017

## YEAR-BY-YEAR REBOUNDING LEADERS

Year	Name	Class	Pos.	Games	Rebounds	Avg.
1977-78	Debra Oden	So.	F	35	371	10.6
1978-79	Debra Oden	Jr.	F	29	225	7.8
1979-80	Valerie Still	Fr.	F/C	29	403	13.9
1980-81	Valerie Still	So.	F/C	30	329	10.9
1981-82	Valerie Still	Jr.	F/C	32	457	14.3
1982-83	Valerie Still	Sr.	F/C	28	336	12.0
1983-84	Leslie Nichols	So.	F	27	218	8.0
1984-85	Leslie Nichols	Jr.	F	27	247	9.1
1985-86	Leslie Nichols	Sr.	F	29	215	7.4
1986-87	Debbie Miller	Sr.	C	28	223	8.0
1987-88	Belitta Croley	Sr.	F	23	190	8.3
1988-89	V. Foster-Sutton	Jr.	C	28	172	6.1
1989-90	V. Foster-Sutton	Sr.	C	31	236	7.6
1990-91	Jocelyn Mills	So.	C	28	250	8.9
1991-92	Pattresa Leonard	Jr.	F/C	21	127	6.0
1992-93	Jocelyn Mills	Sr.	C	28	210	7.5
1993-94	Stacey Reed	Jr.	G	28	191	6.8
1994-95	Stacey Reed	Sr.	G	28	190	6.8
1995-96	Kim Denkins	So.	C	27	242	9.0
1996-97	Kim Denkins	Jr.	C	25	193	7.7
1997-98	Kim Denkins	Sr.	C	28	185	6.6
1998-99	Shantia Owens	Jr.	C	32	206	6.4
1999-2000	Shantia Owens	Sr.	C	29	219	7.6
2000-01	LaTonya McDole	Jr.	F	27	193	7.1
2001-02	SeSe Helm	So.	C	29	194	6.7
2002-03	SeSe Helm	Jr.	C	27	176	6.5
2003-04	SeSe Helm	Sr.	C	28	190	6.8
2004-05	Jennifer Humphrey	Jr.	F/C	34	199	6.0
2005-06	Jennifer Humphrey	Sr.	F/C	31	264	8.5
2006-07	Jennifer Humphrey	Sr.	F/C	34	351	10.3
2007-08	Victoria Dunlap	Fr.	F	33	228	6.9
2008-09	Victoria Dunlap	So.	F	32	290	9.1
2009-10	Victoria Dunlap	Jr.	F	35	293	8.4
2010-11	Victoria Dunlap	Sr.	F	33	288	8.7
2011-12	Samarie Walker	So.	F	25	179	7.2
2012-13	Samarie Walker	Jr.	F	36	293	8.1
2013-14	Samarie Walker	Sr.	C	35	305	8.7
2014-15	Linnae Harper	So.	G	34	240	7.1
2015-16	Evelyn Akhator	Jr.	F	33	306	9.3
2016-17	Evelyn Akhator	Sr.	F	33	358	10.8
2017-18	Alyssa Rice	Sr.	C	32	184	5.8
2018-19	Rhyn Howard	Fr.	G	32	212	6.6
2019-20	Rhyn Howard	So.	G	27	175	6.5
2020-21	Rhyn Howard	Jr.	G	24	174	7.3



## ASSISTS

### TEAM RECORDS

#### MOST ASSISTS

Game: 33 vs. Michigan (1/23/82) and @ Detroit-Mercy (12/28/83)  
Season: 665 (1981-82) [32 games]

#### MOST ASSISTS PER GAME

Season: 20.8, (1981-82) [665 in 32 games]

### INDIVIDUAL RECORDS

#### MOST ASSISTS

Game: 16, Patty Jo Hedges vs. Cincinnati (1/15/82)  
Season: 209, Patty Jo Hedges (1981-82) [32 games]  
Career: 731, Patty Jo Hedges (1979-83) [120 games]

#### MOST ASSISTS PER GAME

Season: 7.1, Patty Jo Hedges (1979-83) [200 in 28 games]  
Career: 6.4, Sandy Harding (1983-87) [706 in 111 games]

### CAREER LEADERS

#### ASSISTS

Player	Seasons	G	Avg	Asst
1. Patty Jo Hedges	1980-83	120	6.091	731
2. Sandy Harding	1983-87	111	6.360	706
3. Jodie Whitaker	1985-89	111	4.180	464
Lea Wise	1979-83	120	3.866	464
5. Taylor Murray	2016-19	127	3.543	450
6. Stacey Reed	1991-95	114	3.877	442
7. Amber Smith	2008-12	123	3.455	425
8. Makayla Epps	2013-17	133	3.067	408
9. Rita Adams	1999-03	110	3.636	400
10. Tracye Davis	1987-91	113	3.247	367

#### ASSISTS PER GAME

Player	Seasons	G	Asst	Avg
1. Sandy Harding	1983-87	111	706	6.360
2. Patty Jo Hedges	1979-83	120	731	6.091
3. Jodie Whitaker	1985-89	111	464	4.180
4. Stacey Reed	1991-95	114	442	3.877
5. Lea Wise	1979-83	120	464	3.866
6. Amber Smith	2008-12	123	425	3.455
7. Angela Phillips	2003-05	62	230	3.710
8. Rita Adams	1999-2003	110	400	3.636
9. Taylor Murray	2016-19	127	450	3.543
10. Tracye Davis	1987-91	113	367	3.247
11. Makayla Epps	2013-17	133	408	3.067

### SINGLE-SEASON LEADERS

#### ASSISTS

Player	Season	G	Avg	Assists
1. Patty Jo Hedges	1981-82	32	6.53	209
2. Patty Jo Hedges	1982-83	28	7.14	200
3. Sandy Harding	1986-87	28	6.60	185
4. Sandy Harding	1985-86	28	6.53	183
5. Patty Jo Hedges	1980-81	31	5.83	181
6. Jodie Whitaker	1987-88	29	6.10	177
7. Sandy Harding	1984-85	27	6.29	170
8. Sandy Harding	1983-84	28	6.00	168
9. Rita Adams	2001-02	29	5.58	162
10. Amber Smith	2009-10	36	4.47	161

#### BY A FRESHMAN:

168 Sandy Harding .....1983-84

#### BY A SOPHOMORE:

181 Patty Jo Hedges .....1980-81

#### BY A JUNIOR:

209 Patty Jo Hedges .....1981-82

#### BY A SENIOR:

200 Patty Jo Hedges .....1982-83

#### ASSISTS PER GAME

Player	Season	G	Assists	Avg
1. Patty Jo Hedges	1982-83	28	200	7.14
2. Patty Jo Hedges	1981-82	32	209	6.53
3. Sandy Harding	1986-87	28	185	6.60
4. Sandy Harding	1985-86	28	183	6.53
5. Patty Jo Hedges	1980-81	31	181	5.83
6. Jodie Whitaker	1987-88	29	177	6.10
7. Sandy Harding	1984-85	27	170	6.29
8. Sandy Harding	1983-84	28	168	6.00
9. Rita Adams	2001-02	29	162	5.58

### SINGLE-GAME HIGHS

#### ASSISTS

Player	Opponent (Date)	Assists
1. Patty Jo Hedges	Cincinnati (1/15/82)	16
2. Patty Jo Hedges	LSU (2/27/82)	15
Sandy Harding	Dayton (1/14/86)	15
4. Jodie Whitaker	East Carolina (11/28/87)	14
Patty Jo Hedges	Memphis State (1/3/83)	14
6. Tracye Davis	Tennessee State (1/30/88)	13
7. Makayla Epps	Morehead State (11/18/15)	12
Stacey Reed	Detroit (12/1/93)	12
Jodie Whitaker	Miami (2/8/86)	12
Leslie Nichols	Detroit (2/26/86)	12

## YEAR-BY-YEAR ASSIST LEADERS

Year	Player	Class	Pos.	G	Asst.	Avg.
1977-78	Debbie Mack	Jr.	G	35	123	3.5
1978-79	Geri Grigsby	So.	G	29	102	3.5
1979-80	Patty Jo Hedges	Fr.	G	29	141	4.9
1980-81	Patty Jo Hedges	So.	G	31	181	5.8
1981-82	Patty Jo Hedges	Jr.	G	32	209	6.5
1982-83	Patty Jo Hedges	Sr.	G	28	200	7.1
1983-84	Sandy Harding	Fr.	G	28	168	6.0
1984-85	Sandy Harding	So.	G	27	170	6.3
1985-86	Sandy Harding	Jr.	G	28	183	6.5
1986-87	Sandy Harding	Sr.	G	28	185	6.6
1987-88	Jodie Whitaker	Jr.	G	29	177	6.1
1988-89	Jodie Whitaker	Sr.	G	28	78	2.8
1989-90	Malinka Salhi	Sr.	G	31	146	4.7
1990-91	Tracye Davis	Sr.	G	26	113	4.3
1991-92	Stacey Reed	Fr.	G	30	90	3.0
1992-93	Stacey Reed	So.	G	28	101	3.6
1993-94	Stacey Reed	Jr.	G	28	138	4.9
1994-95	Stacey Reed	Sr.	G	28	113	4.0
1995-96	Christina Jansen	Sr.	G	27	127	4.7
1996-97	Tiffany Wait	So.	G/F	27	103	3.8
1997-98	Natalie Martinez	So.	G	28	95	3.4
1998-99	Erica Jackson	Jr.	G	31	129	4.2
1999-2000	Erica Jackson	Sr.	G	29	91	3.1
2000-01	Rita Adams	So.	G	27	88	3.3
2001-02	Rita Adams	Jr.	G	29	162	5.6
2002-03	Rita Adams	Sr.	G	27	68	2.7
2003-04	Angela Phillips	Fr.	G	28	119	4.3
2004-05	Angela Phillips	So.	G	34	111	3.3
2005-06	Carly Ormerod	Fr.	G	31	101	3.3
2006-07	Carly Ormerod	So.	G	34	122	3.6
2007-08	Samantha Mahoney	Sr.	G	33	74	2.2
2008-09	Amber Smith	So.	PG	32	114	3.6
2009-10	Amber Smith	Jr.	PG	36	161	4.5
2010-11	A'dia Mathies	So.	G	34	89	2.6
2011-12	A'dia Mathies	Jr.	G	34	93	3.4
2012-13	Jennifer O'Neill	R-So.	PG	36	99	2.7
2013-14	Janee Thompson	So.	PG	35	107	3.1
2014-15	Makayla Epps	So.	G	34	101	2.9
2015-16	Janee Thompson	Sr.	G	33	157	4.5
2016-17	Makayla Epps/Taylor Murray	Sr./So.	G/G	33/30	118/118	3.5/3.9
2017-18	Taylor Murray	Jr.	G	32	136	4.2
2018-19	Taylor Murray	Sr.	G	32	123	3.8
2019-20	Jaida Roper	Sr.	G	30	102	3.4
2020-21	Rhyn Howard	Jr.	G	24	91	3.8



# BLOCKS

## TEAM RECORDS

### MOST BLOCKS

**Game:** 19 vs. North Carolina A&T (12/6/06)  
**Season:** 181 (2012-13) [36 games]

### MOST BLOCKS PER GAME

**Season:** 5.0 (2012-13) [181 in 36 games]

## INDIVIDUAL RECORDS

### MOST BLOCKS

**Game:** 7, DeNesha Stallworth vs. Texas A&M (2/18/13)  
**Season:** 66, Victoria Dunlap (2009-10) [35 games]  
**Career:** 195, Sarah Elliott (2005-08) [132 games]

### MOST BLOCKS PER GAME

**Season:** 1.885, Victoria Dunlap (2009-10) [66 in 35 games]  
**Career:** 1.47, Sarah Elliott (2005-08) [195 in 132 games]

## CAREER LEADERS

### BLOCKS

Player	Seasons	G	Avg	Blks
1. Sarah Elliott	2005-2008	132	1.47	195
2. Victoria Dunlap	2008-2011	133	1.34	178
3. Valerie Still	1979-83	119	1.31	156
4. Azia Bishop	2012-2015	134	1.13	152
5. Jennifer Humphrey	2003-2007	129	0.83	107
KeKe McKinney	2018-2021	113	0.93	107
6. Leslie Nichols	1982-86	111	0.92	102
7. Samarie Walker	2012-2014	96	1.00	96
8. Laura Meadows	1997-2000	89	1.17	95
9. Alyssa Rice	2015-2018	125	0.74	93

### BLOCKS PER GAME (MIN. 50 BLOCKS)

Player	Seasons	G	Blks	Avg
1. Sarah Elliott	2005-2008	132	195	1.47
2. DeNesha Stallworth	2013-2014	65	87	1.34
3. Shantia Owens	1998-2000	61	81	1.33
Victoria Dunlap	2008-2011	133	178	1.33
5. Valerie Still	1979-83	119	156	1.31
6. Victoria Dunlap	2008-2011	100	129	1.29
7. Laura Meadows	1997-2000	89	95	1.17
8. Lisa Ellis	1988-90	59	68	1.15
9. Azia Bishop	2012-2015	134	152	1.13
10. Samarie Walker	2012-2014	96	96	1.00

## SINGLE-SEASON LEADERS

### BLOCKS

Player	Season	G	Avg	Blks
1. Victoria Dunlap	2009-2010	35	1.885	66
2. Sarah Elliott	2007-2008	33	1.696	56
Samarie Walker	2012-2013	36	1.555	56
4. Valerie Still	1980-81	31	1.709	53
Azia Bishop	2014-2015	33	1.606	53
6. DeNesha Stallworth	2012-2013	35	1.485	52
7. Sarah Elliott	2006-2007	34	1.471	50
8. Sarah Elliott	2004-2005	34	1.484	49
Victoria Dunlap	2010-2011	33	1.484	49
10. Valerie Still	1979-80	29	1.586	46

### BY A FRESHMAN:

49 Sarah Elliott.....2005

### BY A SOPHOMORE:

53 Valerie Still .....1981

### BY A JUNIOR:

66 Victoria Dunlap.....2010

### BY A SENIOR:

56 Sarah Elliott.....2008

### BLOCKS PER GAME (MIN. 30 BLOCKS)

Player	Season	G	Blks	Avg
1. Victoria Dunlap	2009-2010	35	66	1.888
2. Valerie Still	1980-81	31	53	1.709
3. Sarah Elliott	2007-2008	33	56	1.696
4. KeKe McKinney	2018-Pres.	26	42	1.615
5. Azia Bishop	2014-2015	33	53	1.606
6. Valerie Still	1979-80	29	46	1.586
7. Samarie Walker	2012-2013	36	56	1.555
8. Pattresa Leonard	1990-91	29	44	1.517
9. Sarah Elliott	2004-2005	34	49	1.484
10. Shantia Owens	1999-2000	29	43	1.482
11. Sarah Elliott	2006-2007	34	50	1.471

## SINGLE-GAME HIGHS

### BLOCKS

Player	Opponent (Date)	Blks
1. DeNesha Stallworth	Texas A&M (2/18/2013)	7
2. Alexis Jennings	Oklahoma (3/21/16)	6
Azia Bishop	Tennessee State (12/28/14)	6
Sarah Elliott	NCA&T (12/6/2005)	6
Laura Meadows	Nebraska (11/29/99)	6
Lisa Ellis	Middle Tennessee (1/8/89)	6
Jody Runge	Memphis State (1/31/82)	6
7. KeKe McKinney	Alabama (2/06/2020)	6
Dorie Harrison	Evansville (12/5/2017)	5
Evelyn Akhator	Morehead State (11/18/15)	5
DeNesha Stallworth	Wright State (3/22/2014)	5
Azia Bishop	Central Michigan (11/17/2013)	5
Victoria Dunlap	Mississippi State (3/6/2010)	5
Jenn'e Jackson	Furman (12/6/2008)	5
Sarah Elliott	Marquette (3/30/2008)	5
Sarah Elliott	James Madison (3/26/2008)	5
Sarah Elliott	Louisville (12/20/2007)	5
Sarah Elliott	West Virginia (3/28/2005)	5
Shantia Owens	Winthrop (1/3/2000)	5
Shantia Owens	Ole Miss (1/10/99)	5
Lisa Ellis	Kentucky State (1/16/89)	5
Leslie Nichols	Old Dominion (1/10/86)	5

**Note:** Records kept since 1978-79 season

## YEAR-BY-YEAR BLOCKS LEADERS

Year	Player	Class	Pos	G	Blks	Avg.
1978-79	Liz Lukschu	So.	F/C	29	22	0.7
1979-80	Valerie Still	Fr.	F/C	29	46	1.6
1980-81	Valerie Still	So.	F/C	31	53	1.7
1981-82	Valerie Still	Jr.	F/C	32	39	1.2
1982-83	Leslie Nichols	Fr.	F	28	38	1.3
1983-84	Jody Runge	Jr.	C	28	32	1.1
1984-85	Leslie Nichols	Jr.	F	23	28	1.2
1985-86	Leslie Nichols	Sr.	F	30	29	1.0
1986-87	Debbie Miller	Sr.	G	28	22	0.8
Melanie Warren	Sr.	C	28	22	0.8	
1987-88	Bebe Croley	Sr.	F	29	16	0.5
1988-89	Lisa Ellis	Jr.	C	28	29	1.0
1989-90	Lisa Ellis	Sr.	C	31	39	1.2
1990-91	Pattresa Leonard	So.	F/C	29	44	1.5
1991-92	Jennifer Gray	So.	C	30	18	0.6
1992-93	Jennifer Gray	Jr.	C	28	15	0.5
1993-94	Jennifer Gray	Sr.	C	28	19	0.6
Christe Jordan	Sr.	F	28	19	0.6	
1994-95	Karri Koach	Sr.	C	28	30	1.1
1995-96	Kim Denkins	So.	C	27	15	0.5
1996-97	Kim Denkins	Jr.	C	25	13	0.5
1997-98	Laura Meadows	Fr.	G/F	28	35	1.2
1998-99	Shantia Owens	Jr.	C	32	38	1.2
1999-00	Shantia Owens	Sr.	C	29	43	1.5
2000-01	Rita Adams	So.	G	27	19	0.7
2001-02	Rita Adams	Jr.	G	29	17	0.6
2002-03	Rita Adams	Sr.	G	25	29	1.2
2003-04	Keiko Tate	Jr	F	26	20	0.8
2004-05	Sarah Elliott	Fr.	C	34	49	1.4
2005-06	Sarah Elliott	So.	C	31	40	1.3
2006-07	Sarah Elliott	Jr.	C	34	50	1.4
2007-08	Sarah Elliott	Sr.	C	33	56	1.6
2008-09	Victoria Dunlap	So.	F	32	38	1.2
2009-10	Victoria Dunlap	Jr.	F	35	66	1.9
2010-11	Victoria Dunlap	Sr.	F	33	49	1.5
2011-12	Azia Bishop	Fr.	C	32	31	0.8
2012-13	Samarie Walker	Jr.	F	36	56	1.5
2013-14	Azia Bishop	Jr.	C	35	41	1.2
2014-15	Azia Bishop	Sr.	C	33	53	1.6
2015-16	Evelyn Akhator	Jr.	F	33	32	1.0
2016-17	Evelyn Akhator	Sr.	F	33	29	0.8
2017-18	Alyssa Rice	Sr.	C	32	36	1.1
2018-19	KeKe McKinney	So.	F	31	29	0.9
2019-20	KeKe McKinney	Jr.	F	26	42	1.6
202-21	KeKe McKinney	Sr.	G	26	22	0.8





## STEALS

### TEAM RECORDS

#### MOST STEALS

Game: 28 vs. West Virginia (12/12/93)  
Season: 429 (2012-13) [36 games]

#### MOST STEALS PER GAME

Season: 13.1 (1990-91) [29 games]

### INDIVIDUAL RECORDS

#### MOST STEALS

Game: 11, Leslie Nichols vs. Louisville (2/14/86)  
Season: 107, Victoria Dunlap (2009-10) [35 games]  
Career: 320, A'dia Mathies (2010-13) [140 games]

#### MOST STEALS PER GAME

Season: 3.58, Rita Adams (2001-02) [104 in 29 games]; Leslie Nichols (1985-86) [104 in 29 games]  
Career: 2.71, Stacey Reed (1991-95) [309 in 114 games]

### CAREER LEADERS

#### STEALS

Player	Seasons	G	Avg	Stls
1. A'dia Mathies	2010-2013	140	2.285	320
2. Stacey Reed	1991-95	114	2.710	309
3. Victoria Dunlap	2008-2011	133	2.310	307
4. Taylor Murray	2016-19	127	2.259	287
5. Leslie Nichols	1982-86	111	2.504	278
6. Patty Jo Hedges	1979-83	120	2.266	272
7. Rita Adams	1999-2003	110	2.427	267
8. LaTonya McDole	1998-2002	117	2.076	243
9. Christina Jansen	1992-96	107	2.140	229
10. Sandy Harding	1983-87	111	2.018	224

#### STEALS PER GAME (MIN. 75 STEALS)

Player	Seasons	G	Stls	Avg
1. Stacey Reed	1991-95	114	309	2.710
2. Leslie Nichols	1982-86	111	278	2.504
3. Rita Adams	1999-2003	110	267	2.427
4. Victoria Dunlap	2008-2011	133	307	2.310
5. A'dia Mathies	2010-2013	140	320	2.285
6. Taylor Murray	2016-19	127	287	2.259
7. Patty Jo Hedges	1979-83	120	272	2.266
8. Rhyne Howard	2019-Pres.	59	130	2.203
8. Christina Jansen	1992-96	107	229	2.140
9. LaTonya McDole	1998-2002	117	243	2.076
10. Sandy Harding	1983-87	111	224	2.018

### SINGLE-SEASON LEADERS

#### STEALS

Player	Season	G	Avg	Stls
1. Victoria Dunlap	2009-2010	35	3.0	107
2. Leslie Nichols	1985-86	29	3.6	104
Rita Adams	2001-2002	29	3.6	104
4. Taylor Murray	2018-19	32	3.2	103
5. Victoria Dunlap	2010-2011	33	3.0	100
6. Stacey Reed	1993-94	28	3.5	97
7. A'dia Mathies	2009-2010	36	2.6	93
8. Malinka Salhi	1989-90	31	2.9	90
9. A'dia Mathies	2011-2012	34	2.5	87
10. Patty Jo Hedges	1980-81	31	2.5	78

#### BY A FRESHMAN:

93 A'dia Mathies (36 games) ..... 2009-2010

#### BY A SOPHOMORE:

78 Patty Jo Hedges (31 games) ..... 1980-81

#### BY A JUNIOR:

107 Victoria Dunlap (35 games) ..... 2009-2010

#### BY A SENIOR:

104 Leslie Nichols (29 games) ..... 1985-86

#### STEALS PER GAME (MIN. 30 STEALS)

Player	Season	G	Stls	Avg
1. Leslie Nichols	1985-86	29	104	3.586
Rita Adams	2001-2002	29	104	3.586
3. Stacey Reed	1993-94	28	97	3.464
4. Taylor Murray	2018-19	32	103	3.218
5. Victoria Dunlap	2009-2010	35	107	3.057
6. Malinka Salhi	1989-90	31	90	2.903
7. Leslie Nichols	1984-85	27	74	2.740
8. Chasity Patterson	2018-21	27	73	2.700
8. Stacey Reed	1994-95	28	75	2.678
9. A'dia Mathies	2011-2012	34	87	2.600
10. A'dia Mathies	2009-2010	36	93	2.583

### SINGLE-GAME HIGHS

#### STEALS

Player	Opponent (Date)	Steals
1. Leslie Nichols	Louisville (2/14/86)	11
2. Chasity Patterson	Wofford (12/19/2020)	10
3. Rita Adams	VCU (12/16/2001)	9
A'dia Mathies	Nebraska Omaha (11/22/2011)	9
5. 13 players	Last, Victoria Dunlap vs. Louisville (12/20/2009) and A'dia Mathies vs. Mississippi Valley State (1/1/2010)	8
16. 13 players	Last, Rhyne Howard vs. Rhode Island (12/06/18)	7

Note: Records kept since 1978-79 season

## YEAR-BY-YEAR STEALS LEADERS

Year	Player	Class	Pos	G	Steals	Avg.
1978-79	Janet Timperman	Sr.	G/F	29	52	1.8
1979-80	Patty Jo Hedges	Fr.	G	29	60	2.1
1980-81	Patty Jo Hedges	So.	G	31	78	2.5
1981-82	Patty Jo Hedges	Jr.	G	32	61	1.9
1982-83	Patty Jo Hedges	Sr.	G	28	73	2.6
1983-84	Leslie Nichols	So.	F	27	64	2.4
1984-85	Leslie Nichols	Jr.	F	27	74	2.7
1985-86	Leslie Nichols	Sr.	F	29	104	3.6
1986-87	Bebe Croley	Jr.	G	28	73	2.6
1987-88	Jodie Whitaker	Jr.	G	29	44	1.5
1988-89	Malinka Salhi	Jr.	G	28	48	1.7
1989-90	Malinka Salhi	Sr.	G	31	90	2.9
1990-91	Stacy McIntyre	Jr.	F	29	68	2.3
1991-92	Stacey Reed	Fr.	G	30	69	2.3
1992-93	Stacey Reed	So.	G	28	68	2.4
1993-94	Stacey Reed	Jr.	G	28	97	3.5
1994-95	Stacey Reed	Sr.	G	28	75	2.7
1995-96	Christina Jansen	Sr.	G	27	63	2.3
1996-97	Nikki Hay	Jr.	G	27	50	1.9
1997-98	Tiffany Wait	Jr.	G/F	28	48	1.7
1998-99	Erica Jackson	Jr.	G	31	64	2.1
1999-2000	Erica Jackson	Sr.	G	29	68	2.3
2000-01	LaTonya McDole	Jr.	F	27	77	2.9
2001-02	Rita Adams	Jr.	G	29	104	3.6
2002-03	Rita Adams	Sr.	G	27	68	2.5
2003-04	Sara Potts	Jr.	G	28	38	1.4
	Shambria Jones	Sr.	F	28	38	1.4
2004-05	Sara Potts	Sr.	G/F	34	40	1.2
2005-06	Nastassia Alcuis	Jr.	G	31	43	1.4
2006-07	Carly Ormerod	Jr.	G	34	41	1.2
2007-08	Victoria Dunlap	Fr.	F	33	43	1.3
2008-09	Victoria Dunlap	So.	F	32	57	1.8
2009-10	Victoria Dunlap	Jr.	F	35	107	3.1
2010-11	Victoria Dunlap	Sr.	F	33	100	3.0
2011-12	A'dia Mathies	Jr.	G	34	87	2.6
2012-13	Samarie Walker	Jr.	F	36	72	2.0
2013-14	DeNesha Stallworth	Sr.	F	30	44	1.5
2014-15	Linnæ Harper	So.	G	34	69	2.0
2015-16	Taylor Murray	Fr.	G	33	56	1.6
2016-17	Taylor Murray	So.	G	30	61	2.0
2017-18	Taylor Murray	Jr.	G	32	67	2.1
2018-19	Taylor Murray	Sr.	G	32	103	3.2
2019-20	Rhyne Howard	So.	G	27	62	2.3
2020-21	Chasity Patterson	Sr.	G	27	73	2.7



# UK FRESHMAN SEASON RECORDS

<p><b>Points</b></p> <ol style="list-style-type: none"> <li>641 Valerie Still, 1979-80</li> <li>525 Rhyne Howard, 2018-19</li> <li>491 A'dia Mathies, 2009-10</li> <li>413 Maria Donhoff, 1977-78</li> <li>362 Samantha Mahoney, 2004-05</li> <li>361 Kristi Cushenberry, 1988-89</li> <li>364 Sarah Elliott, 2004-05</li> <li>319 Leslie Nichols, 1982-83</li> <li>310 Laura Meadows, 1997-98</li> <li>298 Carly Ormerod, 2005-06</li> </ol> <p><b>Points Per Game</b></p> <ol style="list-style-type: none"> <li>22.1 Valerie Still, 1979-80</li> <li>16.4 Rhyne Howard, 2018-19</li> <li>13.6 A'dia Mathies, 2009-10</li> <li>12.9 Kristi Cushenberry, 1988-89</li> <li>12.5 Maria Donhoff, 1977-78</li> <li>12.3 SeSe Helm, 2000-01</li> <li>11.4 Leslie Nichols, 1982-83</li> <li>11.1 Laura Meadows, 1997-98</li> <li>10.7 Jodie Whitaker, 1985-86</li> <li>10.6 Samantha Mahoney, 2004-05</li> </ol> <p><b>Rebounds</b></p> <ol style="list-style-type: none"> <li>403 Valerie Still, 1979-80</li> <li>228 Victoria Dunlap, 2007-08</li> <li>212 Rhyne Howard, 2018-19</li> <li>199 Maria Donhoff, 1977-78</li> <li>197 Leslie Nichols, 1982-83</li> <li>185 Sarah Elliott, 2004-05</li> <li>175 LaTonya McDole, 1998-99</li> <li>174 A'dia Mathies, 2009-10</li> <li>162 Laura Meadows, 1997-98</li> <li>142 Kim Denkins, 1994-95</li> <li>142 Batouly Camara, 2015-16</li> </ol> <p><b>Rebounds Per Game</b></p> <ol style="list-style-type: none"> <li>13.9 Valerie Still, 1979-80</li> <li>7.0 Leslie Nichols, 1982-83</li> <li>6.6 Rhyne Howard, 2018-19</li> <li>6.9 Victoria Dunlap, 2007-08</li> <li>6.2 Elisabeth Lukschu, 1977-78</li> <li>6.0 Maria Donhoff, 1977-78</li> <li>5.8 Laura Meadows, 1997-98</li> <li>5.5 LaTonya McDole, 1998-99</li> <li>5.5 Jennifer Humphrey, 2002-03</li> <li>5.4 Sarah Elliott, 2004-05</li> </ol> <p><b>Field Goals Made</b></p> <ol style="list-style-type: none"> <li>256 Valerie Still, 1979-80</li> <li>178 A'dia Mathies, 2009-10</li> <li>165 Maria Donhoff, 1977-78</li> <li>149 Sarah Elliott, 2004-05</li> <li>130 Leslie Nichols, 1982-83</li> <li>129 Kristi Cushenberry, 1988-89</li> <li>127 Samantha Mahoney, 2004-05</li> <li>123 Jodie Whitaker, 1985-86</li> <li>115 SeSe Helm, 2000-01</li> <li>114 Laura Meadows, 1997-98</li> </ol>	<p><b>Field Goals Attempted</b></p> <ol style="list-style-type: none"> <li>463 Valerie Still, 1979-80</li> <li>439 A'dia Mathies, 2009-10</li> <li>406 Rhyne Howard, 2018-19</li> <li>370 Maria Donhoff, 1977-78</li> <li>329 Laura Meadows, 1997-98</li> <li>296 Samantha Mahoney, 2004-05</li> <li>268 Kristi Cushenberry, 1988-89</li> <li>267 Sarah Elliott, 2004-05</li> <li>266 Stacey Reed, 1991-92</li> <li>247 Leslie Nichols, 1982-83</li> </ol> <p><b>Field Goal Percentage</b></p> <ol style="list-style-type: none"> <li>55.8 Sarah Elliott, 2004-05</li> <li>55.3 Valerie Still, 1979-80</li> <li>55.0 Elisabeth Lukschu, 1977-78</li> <li>53.8 Taylor Murray, 2015-16</li> <li>52.6 Leslie Nichols, 1982-83</li> <li>52.6 Jodie Whitaker, 1985-86</li> <li>50.8 Josh Mills, 1989-90</li> <li>49.3 Batouly Camara, 2015-16</li> <li>48.3 Makayla Epps, 2013-14</li> <li>48.1 Sandy Harding, 1983-84</li> <li>48.1 Kristi Cushenberry, 1988-89</li> </ol> <p><b>Three-Pointers Made</b></p> <ol style="list-style-type: none"> <li>74 Rhyne Howard, 2018-19</li> <li>50 Sara Potts, 2001-02</li> <li>49 Maci Morris, 2015-16</li> <li>49 Carly Ormerod, 2005-06</li> <li>43 Laura Meadows, 1997-98</li> <li>38 Natalie Martinez, 1996-97</li> <li>34 Bria Goss, 2011-12</li> <li>31 A'dia Mathies, 2009-10</li> <li>30 Stacey Reed, 1991-92</li> <li>25 Shaunda Roberts, 1994-95</li> <li>25 Dominique Mitchell, 1995-96</li> </ol> <p><b>Three-Pt. Field Goal Percentage (min 100 attempts)</b></p> <ol style="list-style-type: none"> <li>41.5 Carly Ormerod, 2005-06</li> <li>39.2 Maci Morris, 2015-16</li> <li>38.7 Rhyne Howard, 2018-19</li> <li>34.0 Sara Potts, 2001-02</li> <li>33.3 Laura Meadows, 1997-98</li> <li>31.4 Natalie Martinez, 1996-97</li> <li>29.0 A'dia Mathies, 2009-10</li> <li>26.3 Stacey Reed, 1991-92</li> </ol> <p><b>Free Throws Made</b></p> <ol style="list-style-type: none"> <li>129 Valerie Still, 1979-80</li> <li>104 A'dia Mathies, 2009-10</li> <li>91 Samantha Mahoney, 2004-05</li> <li>85 Kristi Cushenberry, 1988-89</li> <li>83 Maria Donhoff, 1977-78</li> <li>74 Alexis Jennings, 2014-15</li> <li>71 Rhyne Howard, 2018-19</li> <li>62 Stacey Reed, 1991-92</li> <li>62 LaTonya McDole, 1998-99</li> <li>62 SeSe Helm, 2000-01</li> </ol>	<p><b>Free Throws Attempted</b></p> <ol style="list-style-type: none"> <li>183 Valerie Still, 1979-80</li> <li>149 A'dia Mathies, 2009-10</li> <li>145 Samantha Mahoney, 2004-05</li> <li>134 Bria Goss, 2011-12</li> <li>131 Maria Donhoff, 1977-78</li> <li>105 Rhyne Howard, 2018-19</li> <li>101 Victoria Dunlap, 2007-08</li> <li>100 Kristi Cushenberry, 1988-89</li> <li>99 LaTonya McDole, 1998-99</li> <li>99 Alexis Jennings, 2014-15</li> </ol> <p><b>Free Throw Percentage (min 50 attempts)</b></p> <ol style="list-style-type: none"> <li>86.1 SeSe Helm, 2000-01</li> <li>85.0 Kristi Cushenberry, 1988-89</li> <li>84.5 Chante' Bowman, 2004-05</li> <li>83.3 Taylor Murray, 2015-16</li> <li>78.4 Karen Killen, 1990-91</li> <li>77.3 Angela Phillips, 2003-04</li> <li>76.8 Bernisha Pinkett, 2010-11</li> <li>75.5 Patty Jo Hedges, 1979-80</li> <li>74.7 Stacey Reed, 1991-92</li> <li>74.7 Alexis Jennings, 2014-15</li> </ol> <p><b>Blocks</b></p> <ol style="list-style-type: none"> <li>49 Sarah Elliott, 2004-05</li> <li>46 Valerie Still, 1979-80</li> <li>38 Leslie Nichols, 1982-83</li> <li>35 Laura Meadows, 1977-98</li> <li>31 Azia Bishop, 2011-12</li> <li>30 Batouly Camara, 2015-16</li> <li>25 Victoria Dunlap, 2007-08</li> <li>25 Dorrie Harrison, 2017-18</li> <li>24 Alyssa Rice, 2014-15</li> <li>23 Alexis Jennings, 2014-15</li> </ol> <p><b>Steals</b></p> <ol style="list-style-type: none"> <li>93 A'dia Mathies, 2009-10</li> <li>69 Stacey Reed, 1991-92</li> <li>68 Rhyne Howard, 2018-19</li> <li>60 Patty Jo Hedges, 1979-80</li> <li>56 Taylor Murray, 2015-16</li> <li>55 Sandy Harding, 1983-84</li> <li>47 Laura Meadows, 1997-98</li> <li>43 Valerie Still, 1979-80</li> <li>43 Victoria Dunlap, 2007-08</li> <li>42 Christina Jansen, 1992-93</li> <li>42 Maegan Conwright, 2010-11</li> </ol> <p><b>Assists</b></p> <ol style="list-style-type: none"> <li>168 Sandy Harding, 1983-84</li> <li>141 Patty Jo Hedges, 1979-80</li> <li>119 Angela Phillips, 2002-03</li> <li>93 LaToya McDole, 1999-2000</li> <li>90 Stacey Reed, 1991-92</li> <li>90 Julie Whitacker, 1999-2000</li> <li>87 Rita Adams, 2000-01</li> <li>87 A'dia Mathies, 2009-10</li> <li>75 Rhyne Howard, 2018-19</li> </ol>	<ol style="list-style-type: none"> <li>73 Taylor Murray, 2015-16</li> <li>73 Daiesha Hawthorne, 2001-02</li> </ol> <p><b>Double-Figure Scoring Games</b></p> <ol style="list-style-type: none"> <li>29 Valerie Still, 1979-80</li> <li>26 Rhyne Howard, 2018-19</li> <li>26 A'dia Mathies, 2009-10</li> <li>23 Bria Goss, 2011-12</li> <li>22 Maria Donhoff, 1977-78</li> <li>18 Kristi Cushenberry, 1988-89</li> <li>18 Samantha Mahoney, 2004-05</li> <li>17 Leslie Nichols, 1982-83</li> <li>17 Laura Meadows, 1997-98</li> <li>17 Sarah Elliot, 2004-05</li> </ol> <p><b>Double-Figure Rebounds Games</b></p> <ol style="list-style-type: none"> <li>25 Valerie Still, 1979-80</li> <li>9 Leslie Nichols, 1982-83</li> <li>7 Victoria Dunlap, 2007-08</li> <li>6 Rhyne Howard, 2018-19</li> <li>6 Elisabeth Lukschu, 1977-78</li> <li>3 Laura Meadows, 1997-98</li> <li>3 Jennifer Humphrey, 2002-03</li> </ol> <p><b>Double-Figure Assists</b></p> <ol style="list-style-type: none"> <li>2 Sandy Harding, 1983-84</li> <li>1 Jodie Whitaker, 1985-86</li> <li>1 Tracye Davis, 1987-88</li> </ol> <p><b>SINGLE-GAME FRESHMAN RECORDS</b></p> <p><b>Points</b></p> <p>39 Valerie Still vs. Indiana (12/6/80)</p> <p><b>Rebounds</b></p> <p>26 Valerie Still vs. Rutgers (Jan. 12, 1980)</p> <p><b>Assists</b></p> <p>13 Tracye Davis vs. Tennessee St. (1/30/88)</p> <p><b>Blocks</b></p> <p>7 DeNesha Stallworth vs. Texas A&amp;M (2/18/13)</p> <p><b>Steals</b></p> <p>8 A'dia Mathies vs. Miss. Valley St. (1/1/10)</p>
--------------------------------------------------------------------------------------------------------------------------------------------------------------------------------------------------------------------------------------------------------------------------------------------------------------------------------------------------------------------------------------------------------------------------------------------------------------------------------------------------------------------------------------------------------------------------------------------------------------------------------------------------------------------------------------------------------------------------------------------------------------------------------------------------------------------------------------------------------------------------------------------------------------------------------------------------------------------------------------------------------------------------------------------------------------------------------------------------------------------------------------------------------------------------------------------------------------------------------------------------------------------------------------------------------------------------------------------------------------------------------------------------------------------------------------------------------------------------------------------------------------------------------------------------------------------------------------------------------------------------------------------------------------------------------------------------------------------------------------------------------------------------------------------------------------------------------------------------------------------------------------------------------------------------------------------------------------------------------------------------------------------------------------------------------------------------------------------------------------------------------------------------------------------------------------------------------------------------------------------------------------------------------------------------------------	-----------------------------------------------------------------------------------------------------------------------------------------------------------------------------------------------------------------------------------------------------------------------------------------------------------------------------------------------------------------------------------------------------------------------------------------------------------------------------------------------------------------------------------------------------------------------------------------------------------------------------------------------------------------------------------------------------------------------------------------------------------------------------------------------------------------------------------------------------------------------------------------------------------------------------------------------------------------------------------------------------------------------------------------------------------------------------------------------------------------------------------------------------------------------------------------------------------------------------------------------------------------------------------------------------------------------------------------------------------------------------------------------------------------------------------------------------------------------------------------------------------------------------------------------------------------------------------------------------------------------------------------------------------------------------------------------------------------------------------------------------------------------------------------------------------------------------------------------------------------------------------------------------------------------------------------------------------------------------------------------------------------------------------------------------------------------------------------------------------------------------------------------------------------------------------------------------------------------------------------------------------------------------------------------------------	------------------------------------------------------------------------------------------------------------------------------------------------------------------------------------------------------------------------------------------------------------------------------------------------------------------------------------------------------------------------------------------------------------------------------------------------------------------------------------------------------------------------------------------------------------------------------------------------------------------------------------------------------------------------------------------------------------------------------------------------------------------------------------------------------------------------------------------------------------------------------------------------------------------------------------------------------------------------------------------------------------------------------------------------------------------------------------------------------------------------------------------------------------------------------------------------------------------------------------------------------------------------------------------------------------------------------------------------------------------------------------------------------------------------------------------------------------------------------------------------------------------------------------------------------------------------------------------------------------------------------------------------------------------------------------------------------------------------------------------------------------------------------------------------------------------------------------------------------------------------------------------------------------------------------------------------------------------------------------------------------------------------------------------------------------------------------------------------------------------------------------------------------------------------------------------------------------------------------------------------------------	---------------------------------------------------------------------------------------------------------------------------------------------------------------------------------------------------------------------------------------------------------------------------------------------------------------------------------------------------------------------------------------------------------------------------------------------------------------------------------------------------------------------------------------------------------------------------------------------------------------------------------------------------------------------------------------------------------------------------------------------------------------------------------------------------------------------------------------------------------------------------------------------------------------------------------------------------------------------------------------------------------------------------------------------------------------------------------------------------------------------------------------------------------------------------------------------------------------------------------------------------------------------------------------------------------------------------------------------------------------------------------------------------------------------------------------------------------------------------------------------------------------------------------



# MISCELLANEOUS RECORDS

## UK IN OVERTIME

- The Cats are 31-27 all-time in overtime games.
- The Cats are 12-15 in OT vs. teams currently in the SEC.

### Single Overtime Games: 23-22

Date	Site	Opponent	Score	Result
12/19/77	A	Louisville	94-88	W
1/19/78	H	Alabama	62-66	L
11/18/78	N	Miss. Univ.	76-81	L
2/21/79	A	WKU	62-58	W
2/2/80	H	Tennessee	83-91	L
1/11/81	A	Rutgers	67-69	L
1/24/81	H	South Carolina	70-65	W
3/10/81	H	N.C. State	75-74	W
1/30/83	H	Georgia	66-59	W
1/23/85	A	Tennessee	76-72	W
1/2/86	A	Tenn. Tech	65-69	L
1/11/89	A	EKU	83-77	W
1/11/90	H	LSU	79-80	L
1/24/92	H	Arkansas	75-74	W
12/10/93	A	WKU	77-82	L
12/31/93	N	North Carolina	75-80	L
2/18/94	H	Tennessee	89-95	L
1/11/95	A	Louisville	76-77	L
12/8/97	A	WKU	66-64	W

1/14/98	H	LSU (Cincinnati)	74-71	W
11/19/98	A	Ohio State	92-84	W
1/31/99	A	Arkansas	69-74	L
1/13/00	A	Vanderbilt	55-60	L
12/21/02	H	Miami (Ohio)	108-102	W
2/6/03	A	Auburn	56-63	L
12/3/03	H	Louisville (Rupp)	84-80	W
12/13/03	A	Temple	82-86	L
1/9/05	A	Alabama	63-69	L
1/2/06	H	Bowling Green	66-62	W
1/14/07	H	Ole Miss	65-67	L
2/15/07	H	Georgia	72-82	L
11/30/07	H	Western Ky.	74-78	L
3/21/08	H	Middle Tenn.	68-66	W
3/19/09	H	Chattanooga	81-76	W
1/7/10	A	Georgia	60-61	L
3/19/11	N	Hampton (NCAA)	66-62	W
2/7/13	A	Arkansas	80-74	W
2/27/14	A	Mississippi State	81-74	W
11/28/14	N	Oklahoma	92-88	W
11/15/15	A	Arizona State	68-64	W
12/4/16	A	Louisville	69-67	L
12/11/16	H	Arizona St.	73-71	L
2/23/17	H	Miss. State	78-75	W
11/23/18	N	UCLA	75-74	W
3/8/19	N	Missouri	70-68	L

01/03/21 A Mississippi State 92-86 (OT) W

### Double Overtime Games: 6-4

12/18/75	A	Gulf Coast	79-77 (2OT)	W
1/28/78	H	Tennessee	90-92 (2OT)	L
3/16/78	N	Kansas	92-87 (2OT)	W
12/28/83	A	Detroit Mercy	107-102 (2OT)	W
2/2/86	A	Auburn	91-90 (2OT)	W
2/23/03	A	Alabama	73-71 (2OT)	W
2/1/04	A	Ole Miss	88-90 (2OT)	L
3/28/05	H	West Virginia	75-80 (2OT)	L
1/25/07	H	Mississippi St.	75-83 (2OT)	L
2/12/15	H	Mississippi St.	92-90 (2OT)	W

### Triple Overtime Games: 0-1

11/28/89 A Ohio State 86-89 (3OT) L

### Four Overtime Games: 1-0

12/6/13 N Baylor 133-130 (4OT) W

## 100-PT. GAMES

- The Cats are a perfect 50-0 when scoring 100+ Points.
- The last time the Cats hit the century mark was a 100-62 victory over Evansville on Dec. 5, 2017.
- UK has scored 100+ Points five times against schools from the SEC, defeating Alabama 104-77 on Jan. 18, 1983, Vanderbilt 106-85 on Jan. 23, 1983, Mississippi State 106-82 on Jan. 30, 1981 and also on Jan. 27, 2013, 100-47 and Ole Miss 108-78 on Feb. 13, 2014.

Date	Site	Opponent	Score
1/17/76	H	Morehead	104-63
11/17/77	A	Memphis State	101-94
12/13/77	H	Murray State	102-64
12/15/79	H	Indiana	102-52
12/17/79	H	Eastern Kentucky	100-77
1/30/81	N	Mississippi State	106-82
3/2/81	H	Marshall	100-60
12/19/82	H	Charleston	106-81
1/10/83	H	Tennessee Tech	102-67
1/18/83	A	Alabama	104-77
1/23/83	A	Vanderbilt	106-85
12/28/83	A	Detroit Mercy	107-102 (2OT)
2/22/84	H	National College	109-46
11/22/85	A	Marshall	102-73
11/29/85	H	Cleveland State	101-63
1/31/86	H	Charleston	111-64
2/8/86	H	Miami (Fla.)	108-53
12/20/87	H	Morehead State	101-83
11/24/89	H	Kentucky State	121-44
11/25/89	H	Missouri	102-84
12/17/89	A	Central Florida	102-58

2/20/90	H	Morehead State	106-71
11/23/90	H	Kent State	114-83
11/24/90	H	Duquesne	101-56
11/28/90	H	Ohio State	107-73
12/7/90	H	Bradley	103-75
12/30/00	H	Florida Atlantic	112-71
11/23/01	N	Sam Houston State	100-55
12/21/02	H	Miami (Ohio)	108-102 (OT)
12/23/02	H	Morris Brown	106-32
12/21/04	H	Nicholls State	106-51
12/22/05	H	Tennessee St.	105-45
12/1/09	H	Miami (Ohio)	107-53
12/20/09	H	Louisville	101-67
12/21/10	H	Arkansas-Pine Bluff	107-35
11/15/11	H	Jacksonville State	100-25
12/11/11	H	Arkansas-Pine Bluff	101-43
11/25/12	H	USC Upstate	100-34
1/17/13	H	Mississippi State	100-47
11/13/13	H	Georgia Southern	103-38
11/21/13	H	Lipscomb	116-49
11/27/13	H	Bradley	117-77
12/6/13	N	Baylor	133-130 (4OT)
12/29/13	H	Grambling State	109-46
2/13/14	H	Ole Miss	108-78
3/22/14	H	Wright State	106-60
11/14/14	H	Appalachian State	111-74
11/18/15	H	Morehead State	112-57
11/10/17	H	Sacramento State	101-70
12/05/17	H	Evansville	100-62

## RECORD BY MONTH

Month	Won	Lost	Home	Away	Neutral
November	148	40	101-10	28-18	19-12
December	217	102	129-29	63-57	25-16
January	222	182	139-70	77-107	6-5
February	196	161	123-64	68-92	5-5
March	80	71	25-10	4-9	51-52
April	0	1	0-0	0-0	0-1

**Total: 863-557**





# MISCELLANEOUS RECORDS

## TOP IND. SCORING PERFORMANCES

<b>43 POINTS</b>	Rhyné Howard at Alabama . . . . . 1/9/2020
	Jennifer O'Neill vs. Baylor . . . . . 12/6/13
<b>42 POINTS</b>	Valerie Still vs. Charleston . . . . . 12/19/82
	Makayla Epps vs. Mississippi State . . . . . 2/12/15
<b>41 POINTS</b>	Valerie Still vs. Florida . . . . . 2/20/82
<b>40 POINTS</b>	Bebe Croley vs. Morehead State . . . . . 12/20/87
<b>39 POINTS</b>	Valerie Still vs. Indiana . . . . . 12/6/80
<b>38 POINTS</b>	Valerie Still vs. Indiana . . . . . 12/15/80
	Valerie Still vs. Ohio State . . . . . 12/2/82
	Valerie Still at Rutgers . . . . . 2/16/83
<b>37 POINTS</b>	Rhyné Howard vs. Tennessee . . . . . 1/5/2020
	Valerie Still vs. Indiana State . . . . . 1/17/81
<b>35 POINTS</b>	Pam Browning vs. C. Missouri . . . . . 12/18/76
	Pam Browning vs. ECU . . . . . 3/5/77
	Valerie Still at Georgia . . . . . 2/6/82
	Valerie Still at Murray State . . . . . 12/10/80
	Maci Morris at South Carolina . . . . . 2/18/18
<b>34 POINTS</b>	Pam Browning vs. Morehead . . . . . 1976-77
	Valerie Still vs. LSU . . . . . 2/27/82
	Leslie Nichols at Seton Hall . . . . . 12/5/81
	Leslie Nichols vs. New Orleans . . . . . 1/30/84
	A'dia Mathies vs. Tennessee . . . . . 1/12/12
	A'dia Mathies vs. Dayton . . . . . 3/26/13
<b>33 POINTS</b>	Valerie Still vs. Mississippi State . . . . . 1/30/81
	Valerie Still vs. Indiana State . . . . . 1/7/82
	Valerie Still vs. Tennessee . . . . . 2/28/82
	Valerie Still vs. Louisville . . . . . 1/20/83
	Karen Mosley vs. Auburn . . . . . 2/2/86
	Victoria Dunlap vs. Butler . . . . . 11/15/09
	Rhyné Howard at Miss. State . . . . . 1/3/21
	Rhyné Howard vs. Georgia . . . . . 3/5/21
<b>32 POINTS</b>	Pam Browning vs. Tennessee Tech . . . . . 1976-77
	Valerie Still at Maryland . . . . . 3/21/81
	Valerie Still vs. Cincinnati . . . . . 1/15/82
	Valerie Still vs. Vanderbilt . . . . . 1/23/83
	Karen Mosley vs. Valdosta . . . . . 11/27/83
	Leslie Nichols vs. Morehead . . . . . 11/24/84
	Leslie Nichols vs. Miami (Fla.) . . . . . 2/8/86
	Lisa Collins vs. Vanderbilt . . . . . 2/20/84
	Belitta Croley vs. Alabama . . . . . 2/7/87
	Jocelyn Mills vs. Butler . . . . . 1/26/93
	Shaunda Roberts vs. Syracuse . . . . . 12/22/95
	Sara Potts vs. Chattanooga . . . . . 3/20/05
	A'dia Mathies vs. Liberty . . . . . 3/20/10
	Chasity Patterson at Arkansas . . . . . 2/9/20
	Rhyné Howard vs. South Carolina . . . . . 1/10/21
<b>31 POINTS</b>	Pam Browning vs. Western Ky. . . . . 1976-77
	Valerie Still vs. Indiana . . . . . 12/8/81
	Leslie Nichols vs. Marshall . . . . . 11/22/85
	Jodie Whitaker vs. Radford . . . . . 11/26/88
	Jocelyn Mills vs. Florida . . . . . 2/28/93
	Shaunda Roberts vs. Louisville . . . . . 2/19/96
	Kim Denkins vs. N.C. State . . . . . 12/30/95
	Sara Potts vs. Xavier . . . . . 3/24/05
	Victoria Dunlap vs. Oklahoma . . . . . 3/30/10
	Makayla Epps vs. Mississippi State . . . . . 3/6/15
	Makayla Epps vs. South Carolina . . . . . 3/4/17
	Maci Morris vs. Morehead State . . . . . 11/28/18
	Rhyné Howard at Florida . . . . . 12/15/21
<b>30 POINTS</b>	Valerie Still vs. Rutgers . . . . . 1/11/81
	Valerie Still vs. Eastern Ky. . . . . 1/27/81
	Liz Lukschu vs. South Carolina . . . . . 3/14/81
	Valerie Still vs. UT-Chattanooga . . . . . 11/30/81
	Valerie Still vs. UCLA . . . . . 12/21/81
	Valerie Still vs. Miami . . . . . 12/5/82

Lea Wise vs. Illinois . . . . . 3/14/82
Leslie Nichols at Ohio State . . . . . 12/2/83
Leslie Nichols vs. Georgia . . . . . 1/29/85
Bebe Croley vs. Florida . . . . . 2/14/87
Erica Jackson vs. South Carolina . . . . . 2/21/99
Sara Potts at Ole Miss . . . . . 2/1/04
Sam Mahoney vs. James Madison . . . . . 3/26/08
Victoria Dunlap vs. Tennessee Tech . . . . . 12/7/10
Makayla Epps vs. Washington . . . . . 3/25/16
Makayla Epps vs. Oklahoma . . . . . 12/01/16
Makayla Epps vs. Belmont . . . . . 3/17/17
Jaida Roper vs. Winthrop . . . . . 12/11/2019
Rhyné Howard vs. Samford . . . . . 12/8/2019
Chasity Patterson vs. Murray State . . . . . 11/25/20

## TOP INDIVIDUAL REBOUNDING PERFORMANCES

<b>27 REBOUNDS</b>	Valerie Still vs. National College . . . . . 2/9/82
<b>26 REBOUNDS</b>	Valerie Still vs. Rutgers . . . . . 1/12/80
<b>23 REBOUNDS</b>	Pam Browning vs. UT-Martin . . . . . 1/22/77
	Victoria Dunlap at Louisville . . . . . 12/5/10
	Evelyn Akhator vs. Ohio State . . . . . 3/19/17
<b>21 REBOUNDS</b>	Valerie Still vs. UT-Chattanooga . . . . . 11/30/81
<b>20 REBOUNDS</b>	Valerie Still vs. Charleston . . . . . 12/19/82
	Debra Oden vs. Morehead State . . . . . 3/4/78
	Jennifer Humphrey vs. Auburn . . . . . 1/21/07
	DeNesha Stallworth vs. Miss. State . . . . . 2/27/14
<b>19 REBOUNDS</b>	Liz Lukschu vs. MUW . . . . . 11/18/79
	Maria Donhoff vs. Louisville . . . . . 78-79
	Valerie Still vs. Indiana State . . . . . 1/17/81
	Valerie Still vs. Eastern Kentucky . . . . . 1/27/81
	Valerie Still vs. Seton Hall . . . . . 12/5/81
	Valerie Still vs. Rutgers . . . . . 2/16/83
	Vanessa Foster-Sutton vs. ECU . . . . . 1/31/90
	Jennifer Humphrey vs. Florida . . . . . 1/12/06
	Jennifer Humphrey vs. Arkansas . . . . . 3/1/07
<b>18 REBOUNDS</b>	Valerie Still vs. Michigan . . . . . 1/23/82
	Valerie Still vs. Vanderbilt . . . . . 1/26/82
	Valerie Still vs. Tennessee Tech . . . . . 1/10/83
	Josh Mills vs. Morehead State . . . . . 2/6/91
	Jennifer Humphrey vs. South Carolina . . . . . 2/9/06
	Sarah Elliott vs. Ole Miss . . . . . 1/14/07
	Victoria Dunlap vs. Butler . . . . . 11/15/09
	Brittany Henderson vs. Vanderbilt . . . . . 3/5/11
	Evelyn Akhator vs. Texas A&M . . . . . 2/28/16
<b>17 REBOUNDS</b>	Valerie Still at Maryland . . . . . 3/21/81
	Valerie Still vs. Vanderbilt . . . . . 12/10/81
	Valerie Still vs. Indiana State . . . . . 1/7/82
	Valerie Still vs. Cincinnati . . . . . 1/15/82
	Valerie Still vs. Memphis State . . . . . 1/31/82
	Valerie Still vs. Arkansas . . . . . 1/6/83
	Lisa Ellis vs. Ohio State . . . . . 11/28/89
	Shantia Owens vs. Ole Miss . . . . . 2/24/99
	Shantia Owens vs. Xavier . . . . . 12/31/99
	Evelyn Akhator vs. Rice . . . . . 11/13/15
	Evelyn Akhator at Georgia . . . . . 2/9/17
<b>16 REBOUNDS</b>	Valerie Still vs. Indiana . . . . . 12/8/81
	Valerie Still vs. Georgia . . . . . 1/3/82
	Valerie Still vs. Southern Illinois . . . . . 1/16/82
	Valerie Still vs. Georgia State . . . . . 2/4/82
	Leslie Nichols vs. Louisville . . . . . 2/25/84
	Vanessa Foster-Sutton vs. MTSU . . . . . 2/27/90
	Laura Meadows vs. Alabama . . . . . 3/2/00
	Jennifer Humphrey vs. Louisville . . . . . 12/28/05
	Jennifer Humphrey vs. UTPA . . . . . 1/2/07
	Jennifer Humphrey vs. Mississippi State . . . . . 1/25/07
	Jennifer Humphrey vs. Ole Miss . . . . . 2/8/07
	Jennifer Humphrey vs. Arkansas . . . . . 2/18/07
	Lydia Watkins vs. Middle Tennessee . . . . . 3/21/08
	Victoria Dunlap vs. Middle Tennessee . . . . . 12/28/09

Victoria Dunlap vs. Miami Ohio . . . . . 12/1/09
Victoria Dunlap vs. Morehead State . . . . . 11/17/09
Evelyn Akhator vs. Morehead State . . . . . 11/18/15
Rhyné Howard vs. Ole Miss . . . . . 2/28/21

## DOUBLE-DOUBLES (POINTS/REBOUNDS) FROM 1980-PRESENT

<b>THE 20-20 CLUB</b>	Valerie Still . . . . . 30/21 . . . UTC . . . . . 11/30/81
	42/20 . . . Charleston . . . . . 12/19/82

<b>THE 20-15 CLUB</b>	Valerie Still . . . . . 37/19 . . . Indiana State . . . . . 1/17/81
	30/19 . . . ECU . . . . . 1/27/81
	32/17 . . . Maryland . . . . . 3/21/81
	34/19 . . . Seton Hall . . . . . 12/5/81
	31/16 . . . Indiana . . . . . 12/8/81
	23/15 . . . Florida . . . . . 12/31/81
	33/17 . . . Indiana State . . . . . 1/7/82
	32/17 . . . Cincinnati . . . . . 1/15/82
	27/16 . . . So. Illinois . . . . . 1/16/82
	27/18 . . . Michigan . . . . . 1/23/82
	28/18 . . . Vanderbilt . . . . . 1/26/82
	24/16 . . . Georgia St. . . . . 2/4/82
	23/15 . . . So. Carolina . . . . . 2/13/82
	42/20 . . . Charleston . . . . . 12/19/82
	29/18 . . . Tenn. Tech. . . . . 1/10/83
	22/17 . . . Arkansas . . . . . 1/15/83
	38/19 . . . Rutgers . . . . . 2/16/83
	28/16 . . . Auburn . . . . . 3/3/83
	26/15 . . . Dayton . . . . . 1/20/84
	25/15 . . . E. Carolina . . . . . 11/28/87
	40/15 . . . Morehead St. . . . . 12/20/87
	23/17 . . . Marshall . . . . . 2/8/96
	22/16 . . . Miss. State . . . . . 1/25/07
	21/19 . . . Arkansas . . . . . 3/1/07
	Victoria Dunlap . . . . . 20/15 . . . Miami (Ohio) . . . . . 1/3/09
	21/15 . . . LSU . . . . . 2/22/09
	33/18 . . . Butler . . . . . 11/15/09
	21/16 . . . Miami Ohio . . . . . 12/1/09
	20/16 . . . MTSU . . . . . 12/28/09
	Makayla Epps . . . . . 22/16 . . . Louisville . . . . . 12/4/16
	Evelyn Akhator . . . . . 29/15 . . . Alabama . . . . . 1/12/17
	24/16 . . . Georgia . . . . . 1/15/17
	27/16 . . . Miss. St. . . . . 2/23/17
	<b>Dre'una Edwards</b> . . . . . <b>27/15 . . . Belmont . . . . . 11/29/20</b>
	<b>Rhyné Howard</b> . . . . . <b>21/16 . . . Ole Miss . . . . . 2/28/21</b>

## DOUBLE-DOUBLES (PTS - AST) 1980-81 TO PRESENT

P.J. Hedges (6)	10/13 . . . . . Illinois . . . . . 3/14/82
	19/11 . . . . . Charleston . . . . . 12/19/82
	16/14 . . . . . Memphis State . . . . . 1/3/83
	15/10 . . . . . South Florida . . . . . 1/14/83
Sandy Harding (6)	12/10 . . . . . Old Dominion . . . . . 12/29/84
	14/10 . . . . . Tennessee . . . . . 1/23/85
	18/15 . . . . . Dayton . . . . . 1/14/86
	10/12 . . . . . LSU . . . . . 3/1/86
	24/10 . . . . . Drake . . . . . 3/12/86
	16/10 . . . . . Old Dominion . . . . . 1/23/87
Jodie Whitaker (4)	16/12 . . . . . Miami . . . . . 2/8/86
	16/14 . . . . . East Carolina . . . . . 11/28/87
	16/11 . . . . . ECU . . . . . 12/1/87
	17/10 . . . . . Virginia Tech . . . . . 2/29/88
Taylor Murray (3)	20/10 . . . . . Alabama . . . . . 1/25/18
	12/10 . . . . . Ole Miss . . . . . 2/22/18
	23/10 . . . . . North Carolina . . . . . 11/24/18
Jane Thompson (3)	12/10 . . . . . Alabama . . . . . 1/2/15
	16/10 . . . . . E. Mich. . . . . 11/25/15
	16/10 . . . . . LSU . . . . . 2/7/16
Leslie Nichols (2)	21/11 . . . . . Valdosta State . . . . . 11/27/83
	16/12 . . . . . Detroit . . . . . 2/26/86
Lea Wise (2)	14/10 . . . . . Michigan . . . . . 1/23/82
	11/12 . . . . . Tennessee . . . . . 2/28/82



# MISCELLANEOUS RECORDS

Malinka Salhi (1)	
15/11	Ohio State 11/28/89
Stacey Reed (1)	
17/12	Detroit 12/1/93
Carly Ormerod (1)	
13/11	Ball State 3/19/07
Makayla Epps (1)	
21/12	Morehead State 11/18/15

## DOUBLE-DOUBLES (POINTS – STEALS)

### 1980-81 TO PRESENT

Leslie Nichols (1)	
18/11	Louisville 2/14/86
Chasity Patterson (1)	
17/10	Wofford 12/19/20

## UK DOUBLE-DOUBLES

### (POINTS-REBOUNDS/ASSISTS/STEALS)

#### 1980-81 TO PRESENT

1. Valerie Still	66
2. Leslie Nichols	35
3. Victoria Dunlap	31
Evelyn Akhator	31
5. Jocelyn Mills	22
6. Kim Denkins	20
Samarie Walker	20
<b>8. Rhyme Howard</b>	<b>17</b>
9. Jennifer Humphrey	16
Eleia Roddy	16
11. DeNesha Stallworth	15
12. Selia Helm	14
Karen Mosley	14
14. Belitta Croley	13
15. Vanessa Foster-Sutton	12
16. Sarah Elliott	11
Stacy Reed	11
18. LaTonya McDole	10
19. Laura Meadows	9
20. Shantia Owens	8
21. Amani Franklin	7
Linnae Harper	7
Alexis Jennings	7
24. Lisa Ellis	6
Sandy Harding	6
Patty Jo Hedges	6
Pam Shrum	6
Taylor Murray	6
29. Azia Bishop	5
Debbie Miller	5
Jodi Whitaker	5
32. Tedra Eberhart	4
Makayla Epps	4
Samantha Drake	4
Sara Potts	4
Shaunda Roberts	4
<b>Dre'una Edwards</b>	<b>4</b>
38. Jaye Barnes	3
Mia Daniel	3
Pattresa Leonard	3
Liz Lukschu	3
A'dia Mathies	3
Janee Thompson	3
44. Makenzie Cann	2
Maria Donhoff	2
Tayna Fogle	2
Shambrica Jones	2
Ruth Mountain	2
Carly Ormerod	2
Alyssa Rice	2
Diane Stephens	2
Lea Wise	2
KeKe McKinney	2
53. Rita Adams	1
Chante Bowman	1
Tracye Davis	1
Jennifer Goin	1
Jennifer Gray	1
Nikki Hay	1
Laurie Hudgens	1
Karri Koach	1

Samantha Mahoney	1
Maci Morris	1
Bernisha Pinkett	1
Chrissy Roberts	1
Malinka Salhi	1
Tanesha Seaton	1
Lora Spencer	1
Stephanie Stoglin	1
Katie Vieth	1
Lydia Watkins	1
Tatyana Wyatt	1
Chasity Patterson	1

## DOUBLE-DOUBLES (POINTS-REBOUNDS ONLY)

### 1980-81 TO PRESENT

1. Valerie Still	66
2. Leslie Nichols	33
3. Victoria Dunlap	31
Evelyn Akhator	31
5. Jocelyn Mills	22
6. Kim Denkins	20
Samarie Walker	20
<b>8. Rhyme Howard</b>	<b>17</b>
9. Jennifer Humphrey	16
Eleia Roddy	16
11. DeNesha Stallworth	15
12. Selia Helm	14
Karen Mosley	14
14. Belitta Croley	13
15. Vanessa Foster-Sutton	12
16. Sarah Elliott	11
17. LaTonya McDole	10
Stacy Reed	10
19. Laura Meadows	9
20. Shantia Owens	8
21. Amani Franklin	7
Linnae Harper	7
Alexis Jennings	7
24. Lisa Ellis	6
Pam Shrum	6
26. Debbie Miller	5
Azia Bishop	5
28. Tedra Eberhart	4
Samantha Drake	4
Sara Potts	4
Shaunda Roberts	4
Makayla Epps	4
<b>Dre'una Edwards</b>	<b>4</b>
34. Jaye Barnes	3
Mia Daniel	3
Pattresa Leonard	3
Liz Lukschu	3
A'dia Mathies	3
Taylor Murray	3
40. Makenzie Cann	2
Maria Donhoff	2
Tayna Fogle	2
Shambrica Jones	2
Ruth Mountain	2
Alyssa Rice	2
Diane Stephens	2
KeKe McKinney	2
48. Rita Adams	1
Chante Bowman	1
Tracye Davis	1
Jennifer Goin	1
Jennifer Gray	1
Nikki Hay	1
Laurie Hudgens	1
Alexis Jennings	1
Karri Koach	1
Samantha Mahoney	1
Maci Morris	1
Carly Ormerod	1
Bernisha Pinkett	1
Chrissy Roberts	1
Tanesha Seaton	1
Lora Spencer	1
Stephanie Stoglin	1
Katie Vieth	1

Lydia Watkins	1
Jodi Whitaker	1
Tatyana Wyatt	1

## CONSECUTIVE DOUBLE-DOUBLES

### (ANY COMBINATION)

#### 1980-81 TO PRESENT

1. Valerie Still (1980-81)	10
2. Valerie Still (1981-82)	8
3. Eleia Roddy (2008-09)	7
Valerie Still (1981-82)	7 (Twice)
5. Evelyn Akhator (2016-17)	4
Victoria Dunlap (2008-09)	4
Jocelyn Mills (1990-91)	4
Leslie Nichols (1984-85)	4
Valerie Still	4 (Three times)
10. Evelyn Akhator	3 (Three times)
Belitta Croley	3
Victoria Dunlap	3
Vanessa Foster-Sutton	3
Selia Helm	3
Jennifer Humphrey	3
Alexis Jennings	3
Jocelyn Mills	3
Leslie Nichols	3 (Three times)
<b>Dre'una Edwards</b>	<b>3</b>
Shantia Owens	3
Shaunda Roberts	3
Valerie Still	3 (Four times)

## TRIPLE-DOUBLES

### (ANY COMBINATION)


#### 1980-81 TO PRESENT

1. Makayla Epps vs. Morehead St. (11/18/15)	1
(21 points, 12 assists, 11 rebounds)	
1. Leslie Nichols vs. Louisville (2/14/86)	1
(18 points, 13 rebounds, 11 steals)	



# MISCELLANEOUS RECORDS

## TRIPLE DOUBLE PERFORMANCE - MAKAYLA EPPS



Makayla Epps became the second player in program history to record a triple-double when she scored 21 points with 12 assists and 11 rebounds against Morehead State on Nov. 18, 2015 inside Memorial Coliseum. Leslie Nichols is the only other player to record a triple-double for UK when she accomplished the feat on Feb. 14, 1986 against Louisville.

## ALL-TIME DOUBLE-DOUBLES BY PLAYER

<b>Rita Adams (1)</b> 1/23/03 vs. Ole Miss..... 12 ..... 10	3/25/16 vs. Washington ..... 10..... 14	3/4/17 vs. South Carolina..... 24..... 11
<b>Evelyn Akhator (31)</b> 11/13/15 vs. Rice..... 16..... 17	11/11/16 vs. Miami (Fla.)..... 18..... 10	3/17/17 vs. Belmont..... 22..... 10
11/18/15 vs. Morehead State ..... 12..... 16	11/12/16 vs. Albany ..... 28..... 13	3/19/17 vs. Ohio State..... 14..... 23
11/29/15 vs. Jackson State ..... 20..... 13	11/17/16 vs. New Hampshire..... 17..... 11	<b>Jaye Barnes (3)</b>
12/28/15 vs. Tennessee State ..... 14..... 13	11/19/16 at Colorado..... 12..... 14	12/08/97 at Western Kentucky..... 22..... 10
1/3/16 vs. Auburn ..... 12..... 11	11/27/16 vs. Samford ..... 15..... 13	1/31/98 vs. Arkansas ..... 18..... 10
1/10/16 vs. Georgia..... 10..... 10	12/9/16 vs. MTSU..... 13..... 12	12/06/98 at Auburn..... 16..... 11
1/17/16 vs. Auburn ..... 12..... 10	12/21/16 vs. Washington St. .... 19..... 13	<b>Azia Bishop (5)</b>
1/31/16 vs. Florida ..... 14..... 10	1/1/17 at Tennessee..... 11..... 10	12/08/11 vs. Duke ..... 12 ..... 11
2/21/16 vs. Arkansas ..... 14..... 11	1/12/17 at Alabama ..... 29..... 15	11/13/13 vs. Georgia Southern ..... 10..... 12
2/28/16 vs. Texas A&M ..... 15..... 18	1/15/17 vs. Georgia..... 24..... 16	1/9/14 vs. South Carolina..... 12..... 11
3/3/16 vs. LSU ..... 15..... 13	1/19/17 at LSU..... 20..... 11	11/19/14 vs. Morehead State ..... 11..... 11
3/4/16 vs. Florida ..... 12..... 11	1/26/17 vs. Ole Miss..... 28..... 13	12/14/14 vs. Belmont..... 15..... 12
	2/9/17 at Georgia ..... 11..... 17	<b>Chante Bowman (1)</b>
	2/16/17 at Arkansas ..... 12..... 11	1/16/05 vs. Ole Miss..... 11..... 11
	2/23/17 vs. Miss. State..... 17..... 16	





# ALL-TIME DOUBLE-DOUBLES BY PLAYER

**Makenzie Cann (2)**

11/19/17 at Washington State ..... 15..... 10  
11/22/17 vs. Morehead State ..... 15..... 10

**Belitta Croley (13)**

12/22/85 vs. Western Michigan ..... 16..... 10  
  
2/12/86 at Alabama ..... 20..... 11  
  
1/15/87 vs. Tennessee State ..... 18..... 14  
1/21/87 vs. Vanderbilt ..... 14..... 11

3/4/87 vs. Florida ..... 18..... 15  
3/05/87 vs. Georgia ..... 15..... 12  
11/28/87 vs. East Carolina ..... 25..... 15

12/07/87 vs. Tennessee Tech ..... 18..... 12  
12/9/87 vs. Indiana ..... 24..... 11

12/20/87 vs. Morehead State ..... 40..... 15

1/30/88 vs. Tennessee State ..... 18..... 12

2/7/88 at Georgia ..... 18..... 13

3/4/88 vs. Vanderbilt ..... 25..... 10

**Mia Daniel (3)**

1/4/93 at Mississippi State ..... 15..... 10

1/31/93 vs. Alabama ..... 19..... 10

2/6/93 at Tennessee ..... 13..... 12

**Tracye Davis (1)**

1/15/90 vs. Mississippi State ..... 19..... 11

**Kim Denkins (20)**

11/25/95 vs. Toledo ..... 12 ..... 11

11/29/95 vs. Ohio State ..... 10..... 10

12/8/95 at Indiana ..... 27..... 15

12/21/95 vs. Syracuse ..... 20..... 10

12/23/95 at Miami (Ohio) ..... 24..... 11

12/30/95 vs. North Carolina State ..... 31..... 10

1/3/96 vs. Mississippi ..... 20..... 10

1/11/96 at Vanderbilt ..... 14..... 16

1/24/96 vs. South Carolina ..... 25..... 11

2/7/96 at Marshall ..... 23..... 17

2/24/96 at South Carolina ..... 17..... 14

11/30/96 at Dayton ..... 13..... 14

12/29/96 at Villanova ..... 16..... 10

1/5/97 at LSU ..... 14..... 11

2/16/97 at Mississippi State ..... 14..... 10

2/28/97 vs. Arkansas ..... 14..... 13

12/3/97 vs. Ohio State ..... 11..... 14

12/8/97 at Western Kentucky ..... 11..... 10

2/8/98 vs. South Carolina ..... 18..... 11

2/21/98 at South Carolina ..... 12..... 16

**Maria Donhoff (2)**

12/13/80 vs. Carson Newman ..... 13..... 10

1/16/81 vs. James Madison ..... 16..... 14

**Samantha Drake (4)**

12/30/10 vs. Tennessee/Martin ..... 14..... 13

11/25/11 vs. Sam Houston St. .... 11..... 13

11/27/11 vs. Miss. Valley St. .... 11..... 11

11/23/12 vs. Morehead St. .... 15..... 13

**Victoria Dunlap (31)**

12/4/07 vs. William & Mary ..... 20..... 10

3/26/08 vs. James Madison ..... 12 ..... 12

3/30/08 vs. Marquette ..... 14..... 10

11/15/08 vs. Michigan ..... 19..... 10

11/23/08 vs. George Washington ..... 13..... 14

1/1/09 vs. North Carolina A&T ..... 11..... 12

1/3/09 at Miami (Ohio) ..... 20..... 15

1/15/09 at Alabama ..... 16..... 12

1/18/09 vs. Mississippi State ..... 12..... 13

1/25/09 vs. LSU ..... 10..... 11

1/29/09 at Florida ..... 16..... 12

2/22/09 at LSU ..... 21..... 15

2/26/09 vs. Georgia ..... 16..... 11

11/13/09 vs. Boston University ..... 24..... 12

11/15/09 vs. Butler ..... 33..... 18

11/17/09 at Morehead State ..... 12..... 16

12/1/09 vs. Miami (Ohio) ..... 21..... 16

12/28/09 at Middle Tennessee ..... 20..... 16

1/31/10 at Mississippi State ..... 19..... 12

2/7/10 at Arkansas ..... 22..... 11

2/25/10 at Tennessee ..... 22..... 10

3/30/10 vs. Oklahoma ..... 31..... 13

11/21/10 vs. Notre Dame ..... 24..... 14

12/05/10 at Louisville ..... 17..... 23

1/06/11 at Arkansas ..... 26..... 13

1/16/11 vs. Mississippi State ..... 22..... 10

1/30/11 at Alabama ..... 25..... 15

2/3/11 vs. Auburn ..... 10..... 10

2/17/11 at Georgia ..... 14..... 11

3/05/11 vs. Vanderbilt ..... 22..... 11

3/19/11 vs. Hampton ..... 13..... 12

**Tedra Eberhart (4)**

2/10/93 at Cincinnati ..... 10 ..... 14

12/1/93 at Detroit ..... 26..... 10

1/16/94 vs. Mississippi State ..... 16..... 11

2/5/94 vs. Arkansas ..... 16..... 10

**Dre'una Edwards (4)**

11/29/20 vs. Belmont ..... 27..... 15

12/3/20 at Kansas State ..... 16..... 12

12/06/20 vs. Indiana ..... 14..... 10

12/16/20 at DePaul ..... 18..... 11

**Sarah Elliott (11)**

3/28/05 vs. West Virginia ..... 14..... 12

1/22/06 at Ole Miss ..... 15..... 13

3/18/06 vs. Chattanooga ..... 22..... 11

11/24/06 vs. Delaware ..... 26..... 12

11/25/06 vs. Southern Illinois ..... 12..... 11

1/14/07 vs. Ole Miss ..... 14..... 18

2/8/07 at Ole Miss ..... 14..... 11

2/11/07 at Tennessee ..... 21..... 10

11/25/07 vs. Lipscomb ..... 23..... 12

12/20/07 vs. Louisville ..... 12..... 13

2/7/08 vs. Ole Miss ..... 14..... 12

**Lisa Ellis (6)**

1/13/89 vs. Marshall ..... 16..... 11

11/28/89 at Ohio State ..... 19..... 17

12/8/89 at Michigan State ..... 20..... 12

12/20/89 at Stetson ..... 10..... 11

1/11/90 vs. LSU ..... 22..... 11

3/23/90 vs. Miami (Fla.) ..... 16..... 10

**Makayla Epps (4)**

11/19/14 vs. Oklahoma ..... 29..... 10

1/25/15 vs. Missouri ..... 18..... 10

11/18/15 vs. Morehead State ..... 21 11 10(A)

12/4/16 at Louisville ..... 22..... 16

**Tayna Fogle (2)**

12/8/81 vs. Indiana ..... 19..... 10



# ALL-TIME DOUBLE-DOUBLES BY PLAYER

1/23/82 vs. Michigan..... 14..... 10

## Vanessa Foster/Sutton (12)

11/26/88 vs. Radford..... 17..... 11

12/6/88 vs. Dayton..... 13..... 10

11/28/89 at Ohio State ..... 15..... 10

12/4/89 vs. Indiana ..... 12..... 12

12/9/89 vs. Miami (Fla.)..... 17..... 10

1/3/90 vs. Cincinnati ..... 12..... 11

1/7/90 at Vanderbilt..... 17..... 13

1/31/90 vs. Eastern Kentucky ..... 13..... 19

2/27/90 vs. Middle Tennessee ..... 17..... 16

3/22/90 vs. Maine ..... 16..... 10

3/23/90 vs. Miami (Fla.)..... 21..... 11

3/24/90 vs. Toledo ..... 12..... 10

## Amani Franklin (7)

12/4/07 vs. William & Mary ..... 16..... 10

2/14/08 at Vanderbilt..... 13..... 11

12/30/08 vs. IUPUI ..... 12..... 13

3/19/09 vs. Chattanooga..... 18..... 11

11/15/09 vs. Butler..... 13..... 14

1/10/10 vs. Vanderbilt..... 11..... 11

1/17/10 vs. Alabama ..... 15..... 10

## Jennifer Goin (1)

12/23/2 vs. Morris Brown ..... 10 ..... 10

## Jennifer Gray (1)

2/16/92 vs. Louisiana State..... 10..... 13

## Sandy Harding (6)

12/29/84 vs. Old Dominion ..... 12...10 (A)

1/23/85 at Tennessee ..... 14..... 10

1/14/86 at Dayton..... 18..... 15

3/1/86 vs. LSU ..... 10..... 12

3/12/86 at Drake..... 24..... 10

1/23/87 vs. Old Dominion ..... 16..... 10

## Linnæ Harper (7)

11/19/14 vs. Morehead State ..... 13..... 10

11/28/14 vs. Oklahoma ..... 22..... 12

1/4/15 vs. Ole Miss..... 12..... 14

1/18/15 vs. LSU ..... 16..... 15

1/25/15 vs. Missouri..... 15..... 11

2/23/15 vs. Ole Miss..... 16..... 10

3/20/15 vs. Tennessee State ..... 16..... 10

## Nikki Hay (1)

12/29/96 vs. Villanova..... 10 ..... 12

## Patty Jo Hedges (6)

1/8/81 at Louisville..... 17...10 (A)

3/14/81 vs. South Carolina..... 18..... 10

3/14/82 vs. Illinois..... 10..... 13

12/19/82 vs. Charleston ..... 19..... 11

1/3/83 at Memphis ..... 16..... 14

1/14/83 vs. South Florida..... 15..... 10

## Selia Helm (14)

2/22/01 vs. Mississippi ..... 21..... 10

11/23/01 vs. Sam Houston State..... 22..... 13

12/22/01 vs. Evansville..... 26..... 13

1/20/02 at South Carolina..... 11..... 11

2/19/02 at Cincinnati..... 26..... 10

12/7/02 vs. Western Kentucky ..... 18..... 10

1/12/03 vs. Alabama ..... 14..... 10

2/2/03 vs. South Carolina..... 11..... 13

11/21/03 vs. IPFW ..... 20..... 10

11/29/03 vs. San Francisco..... 23..... 11

12/3/03 vs. Louisville..... 15..... 10

12/13/03 at Temple ..... 14..... 14

12/20/03 vs. Miami (Ohio)..... 21..... 11

12/22/03 vs. Western Kentucky ..... 22..... 13

## Rhyné Howard (17)

11/24/18 vs. North Carolina..... 25..... 12

11/28/18 vs. Morehead State ..... 17..... 10

12/09/18 at Louisville..... 25..... 10

1/13/19 vs. Ole Miss..... 20..... 11

2/17/19 vs. Arkansas ..... 18..... 14

11/5/19 vs. Mount St. Mary's ..... 14..... 11

11/16/19 at Virginia ..... 13..... 11

1/17/20 vs. Texas A&M ..... 22..... 11

1/19/20 at LSU..... 26..... 12

2/16/20 vs. Mississippi State..... 26..... 10

2/23/20 vs. South Carolina..... 24..... 11

12/16/20 at DePaul ..... 18..... 12

12/31/20 vs. Arkansas ..... 24..... 10

1/3/21 at Mississippi State..... 33..... 10

1/31/21 vs. Missouri..... 22..... 10

2/4/21 at Ole Miss..... 26..... 10

2/28/21 vs. Ole Miss..... 21..... 16

## Laurie Hudgens (1)

2/23/85 vs. Mississippi State..... 10 ..... 15

## Jennifer Humphrey (16)

12/21/02 vs. Miami (Ohio) ..... 15 ..... 11

12/23/02 vs. Morris Brown ..... 20..... 13

1/23/03 vs. Ole Miss..... 15..... 10

11/21/04 vs. Florida A&M..... 12..... 15

11/25/04 vs. Oregon State ..... 12..... 11

12/5/04 vs. Louisville..... 14..... 13

12/8/05 vs. Georgetown ..... 10..... 11

2/16/06 vs. Ole Miss..... 10..... 13

11/29/06 vs. Detroit ..... 12..... 15

12/30/06 vs. Memphis ..... 10..... 12

1/2/07 vs. Texas/Pan American ..... 11..... 16

1/21/07 at Auburn..... 16..... 20

1/25/07 vs. Mississippi State..... 22..... 16

2/18/07 vs. Arkansas..... 16..... 16

2/25/07 at Florida ..... 12..... 13

3/1/07 vs. Arkansas..... 21..... 19

## Alexis Jennings (7)

1/18/15 vs. LSU ..... 13..... 11

11/18/15 vs. Morehead State ..... 28..... 13

1/3/16 vs. Auburn ..... 10..... 11

1/7/16 vs. Alabama ..... 12..... 10

1/10/16 vs. Georgia ..... 12..... 12

2/28/16 vs. Texas A&M ..... 15..... 16

3/25/16 vs. Washington ..... 12..... 10

## Shambrica Jones (2)

11/25/02 vs. Southern Illinois ..... 13..... 11

1/25/04 vs. South Carolina..... 16..... 10

## Karri Koach (1)

1/11/95 at Louisville..... 20..... 10



# ALL-TIME DOUBLE-DOUBLES BY PLAYER

**Pattresa Leonard (3)**

11/28/90 vs. Ohio State ..... 11..... 11  
12/7/90 vs. Bradley ..... 12..... 11  
2/1/91 vs. Alabama/Birmingham ..... 14..... 11

**Liz Lukschu (3)**

12/4/80 vs. Cincinnati ..... 12 ..... 12  
1/11/81 at Rutgers ..... 23..... 11  
3/14/81 vs. South Carolina..... 30..... 11

**Samantha Mahoney (1)**

2/24/05 vs. South Carolina..... 19 ..... 12

**A`dia Mathies (3)**

11/26/10 vs. Murray State ..... 26..... 10  
12/7/10 vs. Tennessee Tech..... 17..... 10  
11/15/11 vs. Jacksonville State ..... 18..... 10

**LaTonya McDole (10)**

2/7/99 vs. Georgia..... 15 ..... 10  
1/3/02 vs. Mississippi State..... 10 ..... 10  
11/19/99 at Austin Peay..... 16..... 10  
12/22/99 at Cincinnati..... 19..... 10  
12/28/99 vs. Tennessee/Martin..... 22..... 14  
2/22/00 vs. Louisville..... 18..... 14  
11/21/00 vs. Miami (Ohio)..... 15..... 12  
12/19/00 at Miami (Fla.) ..... 12..... 11  
12/22/00 vs. Cincinnati ..... 13..... 14  
2/25/01 at Mississippi State..... 22..... 13

**KeKe McKinney (2)**

11/13/19 vs. Stetson ..... 10..... 10  
11/29/20 vs. Belmont..... 10..... 10

**Laura Meadows (9)**

12/8/97 at Western Kentucky ..... 18..... 10  
2/11/98 at Georgia..... 13..... 11  
1/20/99 at Louisville..... 10..... 10  
2/11/99 at South Carolina ..... 20..... 11  
2/24/99 vs. Ole Miss..... 18..... 11  
11/22/99 at Miami (Ohio) ..... 18..... 11  
11/26/99 vs. Clemson..... 16..... 14  
1/13/00 at Vanderbilt..... 21..... 11

3/2/00 vs. Alabama ..... 11..... 16

**Debbie Miller (5)**

2/15/85 vs. Florida ..... 12 ..... 13  
11/29/85 vs. Cleveland State ..... 19..... 14  
11/28/86 vs. Bowling Green State ..... 18..... 11

3/4/87 vs. Florida ..... 12..... 11  
3/5/87 vs. Georgia..... 14..... 10

**Jocelyn Mills (22)**

11/25/89 vs. Missouri..... 14 ..... 12  
12/30/89 at Dayton ..... 14..... 13  
11/24/90 vs. Duquesne ..... 16..... 10  
12/15/90 vs. Dayton..... 16..... 10  
1/2/91 at Pepperdine ..... 13..... 10  
1/27/91 vs. Alabama ..... 13..... 15  
2/3/91 vs. Georgia..... 16..... 14  
2/16/91 at Ole Miss..... 12..... 10  
2/21/91 at Eastern Kentucky..... 16..... 13  
2/23/91 vs. Florida ..... 13..... 11  
3/2/91 at LSU ..... 22..... 10  
2/23/92 vs. Ole Miss..... 19..... 11

3/7/92 vs. Alabama ..... 12..... 10  
3/8/92 vs. Tennessee ..... 18..... 10  
12/1/92 vs. Marshall ..... 13..... 11

12/31/92 vs. Kansas ..... 11..... 11  
1/19/93 vs. Western Kentucky ..... 11..... 14  
2/10/93 at Cincinnati..... 28..... 11  
2/18/93 vs. Eastern Kentucky ..... 18..... 10  
2/23/93 vs. Vanderbilt..... 16..... 11

3/5/93 vs. Mississippi State..... 11..... 13  
3/6/93 vs. Vanderbilt..... 25..... 10

**Maci Morris (1)**

11/12/17 vs. Gardner-Webb..... 10..... 10

**Karen Mosley (14)**

11/26/83 vs. Eastern Kentucky ..... 19..... 12  
11/27/83 vs. Valdosta State ..... 32..... 14  
12/6/83 vs. Indiana ..... 15..... 11  
12/10/83 at South Carolina..... 24..... 11  
1/9/84 vs. Middle Tennessee ..... 17..... 13  
1/22/84 at Vanderbilt..... 11..... 13  
1/30/84 vs. New Orleans..... 21..... 11  
1/19/85 at Louisville..... 18..... 11

2/1/85 at New Orleans..... 22..... 11

2/20/85 vs. Vanderbilt..... 18..... 12  
11/29/85 vs. Cleveland State ..... 20..... 12  
1/8/86 vs. Ole Miss..... 10..... 11  
2/2/86 vs. Auburn ..... 33..... 12  
2/08/86 vs. Miami (Fla.)..... 10..... 10

**Ruth Mountain (2)**

1/13/89 vs. Marshall ..... 11 ..... 10  
1/18/89 at Louisville..... 14..... 10

**Taylor Murray (6)**

1/19/17 at LSU..... 11..... 13  
1/30/17 at Missouri..... 18..... 13  
11/16/17 at Montana..... 18..... 12  
1/25/18 vs. Alabama ..... 20..... 10  
2/22/18 at Ole Miss..... 12..... 10  
11/24/18 vs. North Carolina..... 23..... 10

**Leslie Nichols (35)**

1/6/83 vs. Middle Tennessee ..... 15..... 10  
1/18/83 at Alabama ..... 23..... 14  
2/2/83 vs. South Carolina..... 16..... 10  
2/12/83 vs. Vanderbilt..... 20..... 11  
2/20/83 at Georgia..... 21..... 10  
2/22/83 at Florida ..... 17..... 14  
11/27/83 vs. Valdosta State ..... 21...11 (A)  
12/2/83 at Ohio State ..... 30..... 11  
12/20/83 vs. Alabama ..... 14..... 10  
12/28/83 at Detroit ..... 19..... 11  
1/7/84 vs. Georgia..... 25..... 10  
1/17/84 vs. Rutgers ..... 18..... 12  
1/20/84 vs. Dayton ..... 26..... 15  
1/22/84 at Vanderbilt..... 10..... 12  
2/3/84 at Florida ..... 27..... 10  
2/20/84 vs. Vanderbilt..... 20..... 13  
2/22/84 vs. National College ..... 17..... 11  
2/25/84 vs. Louisville..... 19..... 16  
11/24/84 vs. Morehead State ..... 32..... 13  
11/27/84 vs. Ohio State ..... 24..... 13





# ALL-TIME DOUBLE-DOUBLES BY PLAYER

11/29/84 at Miami (Ohio)..... 26..... 12	1/16/94 vs. Mississippi State..... 29..... 11	1/28/88 at Vanderbilt..... 14..... 13
12/1/84 vs. South Carolina..... 22..... 11	2/16/94 at Marshall..... 11..... 11	2/5/88 vs. Alabama/Birmingham ..... 23..... 13
12/21/84 vs. Illinois ..... 10..... 10	3/4/94 vs. South Carolina..... 26..... 12	2/25/88 vs. Middle Tennessee ..... 12..... 11
12/28/84 at North Carolina State ..... 14..... 10	12/4/94 at Ohio State ..... 26..... 10	12/18/88 at Illinois ..... 14..... 10
1/9/85 vs. Dayton..... 16..... 10	1/11/95 at Louisville..... 26..... 11	<b>Lora Spencer (1)</b>
1/26/85 at Florida ..... 17..... 11	1/22/95 vs. Georgia..... 12..... 10	2/10/88 at Dayton..... 11 ..... 10
1/29/85 vs. Georgia..... 30..... 13	2/22/95 vs. Eastern Kentucky ..... 16..... 11	<b>DeNesha Stallworth (15)</b>
2/1/85 at New Orleans..... 23..... 11	<b>Alyssa Rice (2)</b>	11/23/12 vs. Morehead St. .... 10..... 10
2/3/85 at Ole Miss..... 20..... 14	11/26/17 vs. Marshall ..... 19..... 10	12/7/12 vs. DePaul ..... 17..... 13
2/13/85 vs. Tennessee ..... 19..... 13	12/10/17 Miami (Fla.) ..... 11..... 12	12/28/12 vs. Alcorn St. .... 10..... 10
11/30/85 vs. Middle Tennessee ..... 21..... 12	<b>Chrissy Roberts (1)</b>	1/3/13 vs. Florida ..... 17..... 10
12/22/85 vs. Western Michigan..... 22..... 12	11/27/93 vs. Georgetown ..... 10 ..... 11	1/6/13 vs. Alabama ..... 19..... 10
1/10/85 at Old Dominion ..... 14..... 10	<b>Shaunda Roberts (4)</b>	1/20/13 vs. Auburn ..... 16..... 10
2/14/86 vs. Louisville..... 18 13 11(5)	12/16/95 vs. Florida ..... 10 ..... 10	1/24/13 vs. South Carolina..... 12..... 10
2/26/86 vs. Detroit..... 16... 12 (A)	12/30/95 vs. North Carolina State ..... 16..... 11	2/18/13 vs. Texas A&M ..... 12..... 12
<b>Carly Ormerod (2)</b>	1/3/96 vs. Mississippi ..... 25..... 12	3/24/13 vs. Navy ..... 18..... 11
3/19/07 at Ball State ..... 13 .. 11 (A)	1/7/96 vs. LSU ..... 17..... 12	11/10/13 vs. Wagner ..... 18..... 13
2/26/09 vs. Georgia..... 11..... 10	<b>Eleia Roddy (16)</b>	11/27/13 vs. Bradley ..... 13..... 10
<b>Shantia Owens (8)</b>	11/18/05 vs. IUPUI ..... 11..... 12	2/9/14 vs. Florida ..... 14..... 13
11/29/98 vs. UCLA..... 12 ..... 14	12/22/05 vs. Tennessee State ..... 10..... 10	2/13/14 vs. Ole Miss..... 19..... 11
2/4/99 vs. Auburn ..... 11..... 10	1/12/06 at Florida ..... 10..... 14	2/23/14 vs. Texas A&M ..... 11..... 11
12/11/99 at Liberty ..... 14..... 11	2/12/06 at Arkansas ..... 17..... 11	2/27/14 vs. Mississippi State..... 16..... 20
12/22/99 at Cincinnati..... 12..... 10	12/4/08 at Western Kentucky ..... 15..... 11	<b>Diane Stephens (2)</b>
12/28/99 vs. Tennessee/Martin..... 10..... 10	12/12/08 vs. East Tennessee State ..... 13..... 11	2/20/84 vs. Vanderbilt..... 10..... 11
12/31/99 vs. Xavier ..... 17..... 17	12/14/08 at Louisville..... 13..... 15	2/06/85 vs. Tennessee Tech..... 15..... 10
1/16/00 vs. Arkansas ..... 19 ..... 12	12/19/08 vs. Alabama A&M..... 17..... 12	<b>Valerie Still (66)</b>
2/22/00 vs. Louisville..... 18..... 12	12/21/08 vs. UC Santa Barbara ..... 14..... 10	12/1/80 vs. Charleston ..... 26..... 10
<b>Chasity Patterson (1)</b>	12/30/08 vs. IUPUI ..... 15..... 10	12/4/80 vs. Cincinnati ..... 28..... 11
12/19/20 vs. Wofford ..... 17 ..... 10	1/1/09 vs. North Carolina A&T..... 13..... 10	12/6/80 at Indiana..... 39..... 11
<b>Bernisha Pinkett (1)</b>	1/3/09 at Miami (Ohio) ..... 11..... 10	12/10/80 at Murray State ..... 35..... 12
11/28/12 vs. Miami (Ohio)..... 21..... 10	1/15/09 at Alabama ..... 19..... 10	1/1/81 vs. Morehead State ..... 14..... 15
<b>Sara Potts (4)</b>	2/05/09 vs. South Carolina..... 11..... 11	1/08/81 at Louisville..... 14..... 11
12/3/03 vs. Louisville..... 14..... 11	2/12/09 at Auburn..... 21..... 10	1/11/81 at Rutgers ..... 30..... 14
12/30/03 vs. Austin Peay ..... 21..... 11	3/22/09 at Wisconsin ..... 11..... 10	1/13/81 at Western Kentucky ..... 15..... 14
3/4/03 vs. Vanderbilt..... 17..... 11	<b>Malinka Salhi (1)</b>	1/16/81 vs. James Madison..... 20..... 12
2/27/05 vs. Arkansas ..... 27..... 10	11/28/89 at Ohio State ..... 15... 11 (A)	1/17/81 vs. Indiana State ..... 37..... 19
<b>Stacy Reed (11)</b>	<b>Tanesha Seaton (1)</b>	1/22/81 vs. Chattanooga..... 24..... 10
3/6/92 vs. Arkansas ..... 16..... 11	11/22/99 at Miami (Ohio) ..... 15 ..... 10	1/24/81 vs. South Carolina..... 26..... 12
12/1/93 at Detroit ..... 17... 12 (A)	<b>Pam Shrum (6)</b>	1/27/81 at Eastern Kentucky..... 30..... 19
1/4/94 at Florida ..... 21..... 11	11/28/87 vs. East Carolina ..... 20 ..... 11	1/30/81 vs. Mississippi State..... 33..... 10
1/8/94 at South Carolina ..... 23..... 11	12/20/87 vs. Morehead State ..... 23..... 10	1/31/81 vs. Auburn ..... 22..... 12
		2/10/81 vs. Northern Kentucky ..... 20..... 14
		3/2/81 vs. Marshall ..... 20..... 11



# ALL-TIME DOUBLE-DOUBLES BY PLAYER

3/13/81	vs. Tennessee	10.....15
3/18/81	vs. Syracuse	18.....11
3/21/81	at Maryland	32.....17
11/30/81	vs. Chattanooga	30.....21
12/5/81	vs. Seton Hall	34.....17
12/10/81	vs. Vanderbilt	18.....17
12/12/81	at Ohio State	25.....13
12/21/81	vs. UCLA	30.....14
12/31/81	vs. Florida	23.....15
1/3/82	vs. Georgia	11.....16
1/05/82	vs. East Carolina	25.....11
1/07/82	vs. Indiana State	33.....17
1/15/82	vs. Cincinnati	32.....17
1/16/82	vs. Southern Illinois	27.....16
1/20/82	at Old Dominion	15.....12
1/23/82	vs. Michigan	27.....18
1/26/82	at Vanderbilt	28.....18
1/28/82	at Tennessee	16.....14
1/31/82	vs. Memphis	13.....17
2/4/82	at Georgia State	24.....16
2/9/82	vs. National College	18.....27
2/13/82	at South Carolina	23.....15
2/18/82	vs. Tennessee	13.....15
2/23/82	vs. Louisville	25.....13
2/26/82	vs. Alabama	23.....12
2/27/82	vs. LSU	34.....14
3/14/82	vs. Illinois	21.....13
3/18/82	vs. South Carolina	29.....13
3/20/82	at Louisiana Tech	20.....10
11/27/82	vs. Cincinnati	17.....10
12/5/82	vs. Miami (Ohio)	30.....18
12/19/82	vs. Charleston	42.....20
12/21/82	vs. Florida	26.....11
1/6/83	vs. Middle Tennessee	21.....14
1/10/83	vs. Tennessee Tech	29.....18
1/14/83	vs. South Florida	22.....11
1/15/83	vs. Arkansas	22.....17
1/18/83	at Alabama	28.....13
1/20/83	at Louisville	33.....13
1/23/83	at Vanderbilt	32.....14
1/30/83	vs. Georgia	20.....10
2/2/83	vs. South Carolina	26.....12
2/5/83	vs. Old Dominion	17.....13
2/16/83	at Rutgers	38.....19
2/18/83	vs. Auburn	21.....10
2/20/83	at Georgia	29.....10
2/22/83	at Florida	18.....13
3/3/83	vs. Auburn	28.....16
3/18/83	vs. Indiana	28.....13
<b>Stephanie Stoglin (1)</b>		
12/1/00	vs. Purdue	14.....10

<b>Janee Thompson (3)</b>		
1/2/15	vs. Alabama	12...10 (A)
11/25/15	vs. Eastern Michigan	16...10 (A)
2/7/16	vs. LSU	16...10 (A)
<b>Katie Vieth (1)</b>		
1/8/97	vs. Vanderbilt	10.....10
<b>Samarie Walker (20)</b>		
2/20/12	vs. Vanderbilt	15.....12
3/19/12	vs. Green Bay	15.....13
3/25/12	vs. Gonzaga	16.....12
11/23-12	vs. Morehead St.	15.....13
2/7/12	vs. DePaul	18.....10
12/21/12	vs. UC Santa Barbara	12.....10
12/28/12	vs. Alcorn State	21.....14
1/6/13	vs. Alabama	15.....13
1/27/13	vs. LSU	10.....13
2/3/13	vs. Georgia	12.....11
2/10/13	vs. Vanderbilt	10.....13
11/17/13	vs. Central Michigan	10.....11
11/21/13	vs. Lipscomb	10.....14
11/27/13	vs. Bradley	22.....14
1/2/14	vs. Alabama	12.....13
1/5/14	vs. Florida	10.....12
1/12/14	vs. Missouri	10.....13
1/19/14	vs. Auburn	13.....10
2/9/14	vs. Florida	10.....12
3/22/14	vs. Wright State	12.....14
<b>Lydia Watkins (1)</b>		
3/21/08	vs. Middle Tennessee	16.....16
<b>Jodi Whitaker (5)</b>		
2/8/86	vs. Miami (Fla.)	16...12 (A)
11/28/87	vs. East Carolina	16.....14
12/1/87	vs. Eastern Kentucky	16.....11
2/23/88	vs. LSU	22.....10
2/29/88	vs. Virginia Tech	17.....10
<b>Lea Wise (2)</b>		
1/23/82	vs. Michigan	14...10 (A)
2/28/82	vs. Tennessee	11.....12
<b>Tatyana Wyatt (1)</b>		
12/05/17	vs. Evansville	20.....10

*Note: Games grouped together signify consecutive double-doubles*





# YEAR-BY-YEAR RESULTS

Year	Final Rank			SEC			SEC Tournament			NCAA/WNIT Tournament			Coach	
	W	L	Pct.	H	A	N	W	L	Pct.	Finish	W	L		Finish
1974-75	16	9	.640											Feamster
1975-76	13	12	.520	6-4	5-5	2-3								Feamster
1976-77	19	7	.731	7-3	7-3	5-1								Yow
1977-78	23	12	.657	13-3	5-4	5-5					2	1	3rd (WNIT)	Yow
1978-79	13	16	.448	6-7	6-6	1-3								Yow
1979-80	24	5	.828	14	14-1	8-3	2-1							Yow
1980-81	25	6	.806	11	16-0	7-3	2-3				2	1	Semifinals	Hall
1981-82	24	8	.750	13	17-2	6-5	1-1				3	0	Champions	Hall
1982-83	23	5	.821	12	15-1	8-2	0-2	6	2	.750	0	1	Quarterfinals	Hall
1983-84	15	13	.536	11-6	4-6	0-1		2	6	.250	0	1	Quarterfinals	Hall
1984-85	16	12	.571	11-5	5-6	0-1		3	5	.375	0	1	1st Round	Hall
1985-86	18	11	.621	13-3	5-7	0-1		4	5	.444	0	1	Quarterfinals	Hall
1986-87	17	11	.607	8-5	7-4	2-2		3	6	.333	1	1	Quarterfinals	Hall
1987-88	14	15	.483	12-4	1-10	1-1		0	9	.000	1	1	Quarterfinals	Fanning
1988-89	12	16	.428	9-4	3-11	0-1		3	6	.333	0	1	1st Round	Fanning
1989-90	23	8	.742	11-3	8-4	4-1		3	6	.333	0	1	1st Round	Fanning
1990-91	20	9	.690	11-3	7-4	2-2		4	5	.444	0	1	Quarterfinals	Fanning
1991-92	16	14	.533	9-4	3-8	4-2		5	6	.455	2	1	Semifinals	Fanning
1992-93	18	10	.643	10-3	5-4	3-3		5	6	.455	1	1	Quarterfinals	Fanning
1993-94	17	11	.607	9-4	6-5	2-2		5	6	.455	1	1	Quarterfinals	Fanning
1994-95	14	14	.500	8-5	5-8	1-1		4	7	.364	1	1	Quarterfinals	Fanning
1995-96	8	19	.296	6-5	0-9	2-5		2	9	.182	0	1	1st Round	Mattox
1996-97	8	19	.296	4-6	3-10	1-3		2	10	.167	0	1	1st Round	Mattox
1997-98	13	15	.464	7-4	3-10	3-1		5	9	.357	0	1	1st Round	Mattox
1998-99	21	11	.656	7-3	9-5	5-3		7	7	.500	2	1	Semifinals	Mattox
1999-00	15	14	.517	7-5	7-6	1-3		5	9	.357	1	1	Quarterfinals	Mattox
2000-01	6	21	.222	5-7	1-10	0-4		2	12	.143	0	1	1st Round	Mattox
2001-02	9	20	.450	3-8	2-11	4-1		1	13	.071	1	1	Quarterfinals	Mattox
2002-03	11	16	.407	8-5	1-10	2-1		4	10	.286	0	1	1st Round	Mattox
2003-04	11	17	.393	7-7	3-9	1-1		3	11	.214	0	1	1st Round	DeMoss
2004-05	18	16	.529	15-4	2-9	1-3		4	10	.286	0	1	1st Round	DeMoss
2005-06	22	9	.710	11-4	7-3	4-2		9	5	.643	1	1	Semifinals	DeMoss
2006-07	20	14	.588	10-5	6-7	4-2		6	8	.429	1	1	Quarterfinals	DeMoss
2007-08	17	16	.515	10-8	5-5	2-3		8	6	.571	2	1	Quarterfinals (WNIT)	Mitchell
2008-09	16	16	.500	11-6	4-9	1-1		5	9	.357	0	1	1st Round	Mitchell
2009-10	28	8	.778	19/19	17-0	6-6	5-2	11	5	.688	2	1	Finals	Mitchell
2010-11	25	9	.735	17/22	13-2	8-5	4-2	11	5	.688	2	1	Finals	Mitchell
2011-12	28	7	.800	12/8	18-0	6-5	4-2	13	3	.812	1	1	Semifinals	Mitchell
2012-13	30	6	.833	7/7	16-1	9-3	5-2	13	3	.812	3	1	Elite Eight	Mitchell
2013-14	26	9	.743	10/11	14-4	9-3	3-2	10	6	.625	2	1	Finals	Mitchell
2014-15	24	10	.700	11/16	14-3	6-5	4-2	10	6	.625	2	1	Semifinals	Mitchell
2015-16	25	8	.806	12/13	16-2	7-4	2-2	10	6	.625	2	1	Semifinals	Mitchell
2016-17	22	11	.666	18/25	16-4	5-6	1-1	11	5	.687	1	1	Semifinals	Mitchell
2017-18	15	17	.469	9-7	5-9	1-1		6	10	.375	1	1	Quarterfinals	Mitchell
2018-19	25	8	.781	18/21	15-3	6-4	4-1	11	5	.687	0	1	Quarterfinals	Mitchell
2019-20	22	8	.733	16/18	14-3	7-4	1-1	10	6	.625	1	1	Semifinals	Mitchell
2020-21	18	9	.667	18/21	11-2	5-5	2-2	9	6	.600	1	1	Quarterfinals	Elzy
<b>Totals</b>	<b>863</b>	<b>557</b>	<b>.608</b>	<b>489-176</b>	<b>238-275</b>	<b>102-88</b>		<b>235</b>	<b>269</b>	<b>.466</b>	<b>37</b>	<b>42</b>	<b>35</b>	<b>21</b>





# ALL-TIME RESULTS

## KYRA ELZY

**Overall Record at UK: 18-9 (2020-present)**  
**2020-21**

**Coach: Kyra Elzy**

**Record: 18-9 (9-6 SEC)**

Nov. 25	Murray State	86-60	Won	(H)
Nov. 29	Belmont	70-50	Won	(H)
Dec. 3	Kansas State	60-49	Won	(A)
Dec. 6	Indiana	72-68	Won	(H)
Dec. 9	Marshall	79-45	Won	(H)
Dec. 13	Samford	88-54	Won	(H)
Dec. 16	DePaul	82-86	Loss	(A)
Dec. 19	Wofford	98-37	Won	(H)
Dec. 31	Arkansas	75-64	Won	(H)
Jan. 3	Mississippi State	92-86	Won	(A)
Jan. 7	Texas A&M	60-77	Loss	(A)
Jan. 10	South Carolina	70-75	Loss	(H)
Jan. 17	Vanderbilt	80-73	Won	(H)
Jan. 21	Auburn	76-71	Won	(A)
Jan. 24	Tennessee	53-70	Loss	(A)
Jan. 28	Alabama !	81-68	Won	(H)
Jan. 31	Missouri	61-55	Won	(H)
Feb. 4	Ole Miss	60-72	Loss	(A)
Feb. 11	Tennessee !	71-56	Won	(H)
Feb. 15	Florida	88-80	Won	(A)
Feb. 19	LSU	-	Cancelled	(H)
Feb. 21	South Carolina	55-76	Loss	(A)
Feb. 25	Georgia	62-58	Won	(A)
Feb. 28	Ole Miss	69-73	Loss	(H)
Mar. 4	Florida *	73-64	Won	(N)
Mar. 5	Georgia *	66-78	Loss	(N)
Mar. 21	Idaho State ***	71-63	Won	(N)
March 23	Iowa	72-86	Loss	(N)

! = Game played in Rupp Arena - Lexington, Ky.

\* - SEC Tournament - Greenville, S.C. (Bon Secours Wellness Arena)

\*\*\* - NCAA Tournament - Raleigh, N.C. (Reynolds Coliseum)

## MATTHEW MITCHELL

**Overall Record at UK: 303-133 (2007-2020)**

**2019-20**

**Coach: Matthew Mitchell**

**Record: 22-8 (10-6 SEC)**

Nov. 5	Mount. St. Mary's	67-44	Won	(H)
Nov. 10	Middle Tennessee	67-52	Won	(A)
Nov. 13	Stetson	67-48	Won	(H)
Nov. 16	Virginia	50-47	Won	(A)
Nov. 21	Morehead State	79-54	Won	(H)
Nov. 26	Grambling State	81-35	Won	(H)
Dec. 1	Austin Peay	81-52	Won	(H)
Dec. 4	Charlotte	86-39	Won	(H)
Dec. 8	Samford	79-49	Won	(H)
Dec. 11	Winthrop !	91-36	Won	(H)
Dec. 15	Louisville !	67-66	Loss	(H)
Dec. 21	California	63-61	Won	(A)
Jan. 2	South Carolina	72-99	Loss	(A)
Jan. 5	Tennessee	80-76	Won	(H)
Jan. 9	Alabama	81-71	Won	(A)
Jan. 12	Florida	65-45	Won	(A)
Jan. 16	Texas A&M	76-54	Won	(H)
Jan. 19	LSU	65-59	Loss	(A)
Jan. 27	Auburn	68-61	Won	(H)
Jan. 30	Missouri	62-47	Won	(A)
Feb. 2	Florida	70-62	Loss	(H)
Feb. 6	Alabama	66-62	Won	(H)

Feb. 9	Arkansas	85-103	Loss	(A)
Feb. 16	Mississippi State	73-62	Won	(H)
Feb. 20	Ole Miss	94-52	Won	(A)
Feb. 23	South Carolina	67-58	Loss	(H)
Feb. 27	Georgia	88-77	Won	(H)
March 1	Vanderbilt	64-70	Loss	(A)
March 6	Tennessee *	86-65	Won	(N)
March 7	Mississippi State *	59-77	Loss	(N)

! = Game played in Rupp Arena - Lexington, Ky.

\* - SEC Tournament - Greenville, S.C. (Bon Secours Wellness Arena)

## 2018-19

**Coach: Matthew Mitchell**

**Record: 25-8 (11-5 SEC)**

Nov. 7	Alabama State	87-35	Won	(H)
Nov. 11	Southern	91-41	Won	(H)
Nov. 15	Virginia !	63-51	Won	(H)
Nov. 18	High Point	71-49	Won	(H)
Nov. 22	South Florida *	85-63	Won	(N)
Nov. 23	UCLA *	75-74 (ot)	Won	(N)
Nov. 24	North Carolina *	85-75	Won	(N)
Nov. 28	Morehead State	87-57	Won	(H)
Dec. 6	Rhode Island	75-52	Won	(H)
Dec. 9	Louisville	75-80	Loss	(A)
Dec. 15	Middle Tennessee	72-55	Won	(H)
Dec. 18	Western Carolina	99-39	Won	(H)
Dec. 21	Murray State	88-49	Won	(H)
Dec. 29	Sacred Heart	71-43	Won	(H)
Jan. 3	Vanderbilt	77-55	Won	(H)
Jan. 6	Mississippi State	86-71	Loss	(A)
Jan. 10	Tennessee	73-71	Won	(A)
Jan. 13	Ole Miss	55-49	Loss	(H)
Jan. 17	LSU	64-60	Won	(A)
Jan. 24	Missouri	52-41	Won	(H)
Jan. 27	Texas A&M	73-71	Loss	(A)
Jan. 31	South Carolina	74-70	Loss	(H)
Feb. 3	Florida !	62-51	Won	(H)
Feb. 7	Auburn	78-68	Won	(A)
Feb. 11	Alabama	68-53	Won	(A)
Feb. 17	Arkansas	61-59	Won	(H)
Feb. 21	South Carolina	65-57	Won	(A)
Feb. 24	LSU	57-52	Won	(H)
Feb. 28	Texas A&M	62-55	Loss	(H)
Mar. 3	Georgia	58-53	Won	(A)
Mar. 8	Missouri **	70-68 (ot)	Loss	(N)
Mar. 23	Princeton ***	82-77	Won	(N)
Mar. 25	NC State ***	57-72	Loss	(A)

! = Game played in Rupp Arena - Lexington, Ky.

\* - Paradise Jam (St. Thomas Virgin Islands)

\*\* - SEC Tournament - Greenville, S.C. (Bon Secours Wellness Arena)

\*\*\* - NCAA Tournament - Raleigh, N.C. (Reynolds Coliseum)

## Italy

**August 2018 • 2-1**

W, 73-41 vs. Bosnia-Herzegovina National Team

L, 46-64 vs. TK Hannover

W, 81-64 vs. Marghera Select

## 2017-18

**Coach: Matthew Mitchell**

**Record: 15-17 (6-10 SEC)**

Nov. 5	Southern Indiana	87-56	Won	(H)
Nov. 10	Sacramento State	101-70	Won	(H)
Nov. 12	Gardner-Webb	72-34	Won	(H)

Nov. 16	Montana	71-54	Won	(A)
Nov. 19	Washington State	73-68	Won	(A)
Nov. 22	Morehead State	86-53	Won	(H)
Nov. 26	Marshall	69-39	Won	(H)
Nov. 30	#9 Baylor	63-90	Loss	(A)
Dec. 3	Tennessee Tech	82-54	Won	(H)
Dec. 5	Evansville	100-62	Won	(H)
Dec. 8	Florida Gulf Coast	64-70	Loss	(A)
Dec. 10	Miami (Fla.)	54-65	Loss	(A)
Dec. 17	#3 Louisville	63-87	Loss	(H)
Dec. 21	#24 California	52-62	Loss	(H)
Dec. 28	Middle Tennessee	57-62	Loss	(A)
Dec. 31	#7 Tennessee !	49-63	Loss	(H)
Jan. 4	#19 Texas A&M	70-74	Loss	(A)
Jan. 7	Georgia	42-56	Loss	(H)
Jan. 11	Florida	56-53	Won	(A)
Jan. 15	Vanderbilt	55-70	Loss	(A)
Jan. 21	#10 South Carolina !	64-81	Loss	(H)
Jan. 25	Alabama	79-54	Won	(H)
Jan. 29	Arkansas	76-65	Won	(A)
Feb. 1	Auburn	65-48	Won	(H)
Feb. 4	LSU !	70-72	Loss	(H)
Feb. 8	#15 Missouri	78-83	Loss	(A)
Feb. 11	#2 Mississippi State	55-74	Loss	(A)
Feb. 15	Arkansas	78-57	Won	(H)
Feb. 18	#8 South Carolina	63-81	Loss	(A)
Feb. 22	Ole Miss	79-71	Win	(A)
Feb. 25	#2 Mississippi State	63-85	Loss	(H)
Mar. 1	Alabama*	71-64	Won	(N)
Mar. 2	#2 Mississippi State*	58-81	Loss	(N)

! = Game played in Rupp Arena - Lexington, Ky.

\* - SEC Tournament - Nashville, Tenn. (Bridgestone Arena)

## 2016-17

**Coach: Matthew Mitchell**

**Record: 22-11 (11-5 SEC)**

Nov. 11	#14 Miami (Fla.) *	82-66	Won	(H)
Nov. 12	Albany *	70-46	Won	(H)
Nov. 17	New Hampshire	92-43	Won	(H)
Nov. 19	Colorado	79-69	Loss	(A)
Nov. 23	Morehead State	74-47	Won	(H)
Nov. 27	Samford	80-57	Won	(H)
Dec. 1	#12 Oklahoma	82-68	Won	(H)
Dec. 4	#7 Louisville	69-67 (OT)	Loss	(A)
Dec. 9	Middle Tennessee	61-48	Won	(H)
Dec. 11	#23 Arizona St. !	73-71 (OT)	Loss	(H)
Dec. 18	Radford	59-36	Won	(H)
Dec. 21	Washington St.	69-67	Won	(H)
Dec. 29	#15 Duke	69-54	Loss	(A)
Jan. 1	Tennessee	72-65	Loss	(A)
Jan. 5	Missouri	64-62	Won	(H)
Jan. 8	Texas A&M	77-68	Loss	(H)
Jan. 12	Alabama	71-54	Won	(A)
Jan. 15	Georgia	82-61	Won	(H)
Jan. 19	LSU	55-42	Won	(A)
Jan. 22	Auburn	64-60	Won	(A)
Jan. 26	Ole Miss	89-57	Won	(H)
Jan. 30	Missouri	73-67	Loss	(A)
Feb. 2	#4 South Carolina	75-63	Loss	(H)
Feb. 5	Vanderbilt	71-63	Won	(H)
Feb. 9	Georgia	66-56	Won	(A)
Feb. 16	Arkansas	69-62	Won	(A)
Feb. 19	Florida	67-48	Won	(H)
Feb. 23	#3 Miss. State	78-75 (OT)	Won	(H)
Feb. 26	#7 South Carolina	95-87	Loss	(A)
Mar. 3	Alabama **	65-55	Won	(N)



# ALL-TIME RESULTS

Mar. 4	#5 South Carolina **	89-77	Loss	(N)
Mar. 17	Belmont ***	73-70	Won	(H)
Mar. 19	#11 Ohio State ***	82-68	Loss	(H)

! - Game played in Rupp Arena - Lexington, Ky.

\* - Kentucky Classic – Lexington, Ky. (Memorial Coliseum)

\*\* - SEC Tournament – Greenville, S.C. (Bon Secours Wellness Arena)

\*\*\* - NCAA First & Second Rounds – Lexington, Ky. (Memorial Coliseum)

## 2015-16

**Coach: Matthew Mitchell**

**Record: 25-8 (10-6 SEC)**

Nov. 13	Rice	72-39	Won	(H)
Nov. 15	#15/15 Arizona State	68-64 (OT)	Won	(A)
Nov. 18	Morehead State	112-57	Won	(H)
Nov. 22	Colorado	86-61	Won	(H)
Nov. 25	Eastern Michigan	89-67	Won	(H)
Nov. 29	Jackson State	92-24	Won	(H)
Dec. 2	Northern Kentucky	84-65	Won	(A)
Dec. 10	Louisville !	72-54	Won	(H)
Dec. 13	Middle Tennessee	68-52	Won	(A)
Dec. 20	#13/11 Duke !	71-61	Won	(H)
Dec. 28	Tennessee State	81-39	Won	(H)
Jan. 3	Auburn	61-66	Lost	(A)
Jan. 7	Alabama	73-48	Won	(H)
Jan. 10	Georgia	64-53	Won	(A)
Jan. 14	#2/2 South Carolina	62-73	Lost	(H)
Jan. 17	Auburn	54-47	Won	(H)
Jan. 21	Ole Miss	65-73	Lost	(A)
Jan. 25	#18/21 Tennessee	64-63	Won	(H)
Jan. 28	Vanderbilt	69-71	Lost	(H)
Jan. 31	Florida	79-85	Lost	(A)
Feb. 4	#2/2 South Carolina	68-78	Lost	(A)
Feb. 7	LSU	70-58	Won	(H)
Feb. 14	Vanderbilt	71-55	Won	(A)
Feb. 18	#14/13 Mississippi St.	83-60	Won	(A)
Feb. 21	Arkansas	77-63	Won	(H)
Feb. 25	#24/24 Missouri	69-59	Won	(H)
Feb. 28	#13/13 Texas A&M	71-58	Won	(A)
March 3	LSU*	79-71	Won	(N)
March 4	#25/24 Florida*	92-69	Won	(N)
March 5	#2/3 South Carolina*	63-93	Lost	(N)
March 19	UNC Asheville**	85-31	Won	(H)
March 20	Oklahoma**	79-58	Won	(H)
March 25	Washington***!	72-85	Lost	(N)

! = Game played in Rupp Arena - Lexington, Ky.

\* - SEC Tournament - Little Rock, Ark. (Verizon Arena)

\*\* - NCAA Tournament, First & Second Rounds, Lexington, Ky. (Memorial Coliseum)

\*\*\* - NCAA Tournament, Lexington Regional (Rupp Arena)

## 2014-15

**Coach: Matthew Mitchell**

**Record: 24-10 (10-6 SEC)**

Nov. 14	Appalachian State	111-74	Won	(H)
Nov. 17	#8/9 Baylor !	74-64	Won	(H)
Nov. 19	Morehead State	91-62	Won	(H)
Nov. 22	Central Michigan	71-68	Won	(A)
Nov. 27	Illinois *	71-77	Lost	(N)
Nov. 28	Oklahoma *	92-88 (OT)	Won	(N)
Nov. 29	South Florida *	61-57	Won	(N)
Dec. 3	Northern Kentucky	82-64	Won	(H)
Dec. 7	#7/7 Louisville	77-68	Won	(A)

Dec. 12	Middle Tennessee	78-62	Won	(H)
Dec. 14	Belmont	71-55	Won	(H)
Dec. 21	#13/13 Duke	68-89	Lost	(A)
Dec. 28	Tennessee State	87-75	Won	(H)
Jan. 2	Alabama	78-66	Won	(A)
Jan. 4	Ole Miss	64-58	Won	(H)
Jan. 8	Auburn	78-57	Won	(H)
Jan. 11	#1/1 South Carolina	60-68	Lost	(A)
Jan. 15	Florida	62-56	Won	(H)
Jan. 18	LSU	79-84	Lost	(A)
Jan. 25	Missouri	83-69	Won	(A)
Jan. 29	#6/6 Tennessee	72-73	Lost	(H)
Feb. 1	#21/20 Georgia	80-72	Won	(H)
Feb. 8	Vanderbilt	82-68	Won	(A)
Feb. 12	#13/15 Miss. State	92-90 (2OT)	Won	(H)
Feb. 15	#6/6 Tennessee	58-72	Lost	(A)
Feb. 19	#15/15 Texas A&M	69-81	Lost	(H)
Feb. 23	Ole Miss	59-67	Lost	(A)
Feb. 26	Arkansas	56-51	Won	(A)
March 1	#2/2 South Carolina	67-56	Won	(H)
March 5	Vanderbilt **	67-61	Won	(N)
March 6	#11/13 Miss. State*	*76-67	Won	(N)
March 7	#5/5 Tennessee **	64-75	Lost	(N)
March 20	Tennessee State ***	97-52	Won	(H)
March 22	Dayton ***	94-99	Lost	(H)

! = Game played in Rupp Arena - Lexington, Ky.

\* - Paradise Jam - St. Thomas, Virgin Islands (UVI Sports and Fitness Center)

\*\* - SEC Tournament - Little Rock, Ark. (Verizon Arena)

\*\*\* - NCAA Tournament, First & Second Rounds, Lexington, Ky. (Memorial Coliseum)

## 2013-14

**Coach: Matthew Mitchell**

**Record: 26-9 (10-6 SEC)**

Nov. 8	Marist	75-61	Won	(A)
Nov. 10	Wagner	96-57	Won	(A)
Nov. 13	Georgia Southern	103-38	Won	(H)
Nov. 17	Central Michigan	96-74	Won	(H)
Nov. 21	Lipscomb	116-49	Won	(H)
Nov. 24	Middle Tennessee	84-72	Won	(A)
Nov. 27	Bradley	117-77	Won	(H)
Dec. 1	#3/4 Louisville	69-64	Won	(H)
Dec. 6	#9/9 Baylor %	133-130 (4OT)	Won	(N)
Dec. 12	DePaul	96-85	Won	(A)
Dec. 15	East Tennessee State	73-56	Won	(H)
Dec. 22	#2/2 Duke !	61-69	Lost	(H)
Dec. 29	Grambling State	109-46	Won	(H)
Jan. 2	Alabama	85-63	Won	(A)
Jan. 5	Florida	73-83	Lost	(H)
Jan. 9	#10/11 South Carolina	59-68	Lost	(A)
Jan. 12	Missouri	80-69	Won	(H)
Jan. 19	Auburn	73-71	Won	(A)
Jan. 23	Alabama	55-57	Lost	(H)
Jan. 26	Arkansas	68-58	Won	(H)
Jan. 30	Georgia	56-58	Lost	(A)
Feb. 2	#14/14 LSU	63-56	Won	(H)
Feb. 9	Florida	80-86	Lost	(A)
Feb. 13	Ole Miss	108-78	Won	(H)
Feb. 16	#8/8 Tennessee	75-71	Won	(A)
Feb. 20	#4/6 South Carolina	58-81	Lost	(H)
Feb. 23	#16/13 Texas A&M	83-74	Won	(A)
Feb. 27	Mississippi State	81-74 (OT)	Won	(A)
March 2	Vanderbilt	65-63	Won	(H)
March 7	Florida *	75-70	Won	(N)

March 8	#5/7 South Carolina *	68-58	Won	(N)
March 9	#6/6 Tennessee *	70-71	Lost	(N)
March 22	Wright State **	106-60	Won	(H)
March 24	Syracuse **	64-59	Won	(H)
March 29	#5/6 Baylor ***	72-90	Lost	(N)

% - Game Played in AT&T Stadium (Arlington, Texas)

! - Game played in Rupp Arena

\* - SEC Tournament, Duluth, Ga.

(The Arena at Gwinnett Center)

\*\* - NCAA 1st & 2nd Rounds, Lexington, Ky.

(Memorial Coliseum)

\*\*\* - NCAA Regional, South Bend, Ind.

(Purcell Pavilion)

## 2012-13

**Coach: Matthew Mitchell**

**Record: 30-6 (13-3 SEC)**

Nov. 10	Delaware State	96-50	Won	(H)
Nov. 13	Baylor #1/1	51-85	Lost	(A)
Nov. 17	High Pt.	80-46	Won	(H)
Nov. 23	Morehead State	73-37	Won	(H)
Nov. 25	USC Upstate	100-34	Won	(H)
Nov. 28	Miami (Ohio)	92-53	Won	(H)
Dec. 2	#7/6 Louisville	48-47	Won	(A)
Dec. 7	DePaul !	96-64	Won	(H)
Dec. 9	Middle Tennessee	68-46	Won	(H)
Dec. 18	Pepperdine	80-62	Won	(A)
Dec. 21	UC Santa Barbara	66-38	Won	(A)
Dec. 28	Alcorn State	90-23	Won	(H)
Dec. 30	Marist	78-56	Won	(H)
Jan. 3	Florida	76-69	Won	(H)
Jan. 6	Alabama	87-70	Won	(A)
Jan. 10	#20/21 Texas A&M	65-62	Won	(H)
Jan. 13	Missouri	69-43	Won	(A)
Jan. 17	Mississippi State	100-47	Won	(H)
Jan. 20	Auburn	97-53	Won	(H)
Jan. 24	#18/14 South Carolina	50-55	Lost	(A)
Jan. 27	LSU	73-60	Won	(H)
Feb. 3	#13/14 Georgia	71-75	Lost	(H)
Feb. 7	Arkansas	80-74 (OT)	Won	(A)
Feb. 10	Vanderbilt	75-53	Won	(A)
Feb. 14	#16/14 South Carolina	78-74	Won	(H)
Feb. 18	#10/13 Texas A&M	70-66	Won	(A)
Feb. 24	LSU	72-77	Lost	(A)
Feb. 28	Ole Miss	90-65	Won	(A)
March 3	#8/8 Tennessee	78-65	Won	(H)
March 8	Vanderbilt *	76-65	Won	(N)
March 9	#12/12 Georgia *	60-38	Won	(N)
March 10	#19/19 Texas A&M *	67-75	Lost	(N)
March 24	Navy **	61-41	Won	(N)
March 26	#18/15 Dayton **	84-70	Won	(N)
March 30	#15/16 Delaware ***	69-62	Won	(N)
April 1	#3/3 Connecticut ***	53-83	Lost	(N)

! - Game played in Rupp Arena

\* - SEC Tournament, Duluth, Ga.

(The Arena at Gwinnett Center)

\*\* - NCAA 1st & 2nd Rounds, Queens, N.Y.

(Carnesecca Arena)

\*\*\* - NCAA Regional, Bridgeport, Conn. (Webster Bank Arena)

## 2011-12

SEC Regular Season Champions

**Coach: Matthew Mitchell**

**Record: 28-7 (13-3 SEC)**

Nov. 11	Morehead State	96-60	Won	(A)
---------	----------------	-------	-----	-----



## ALL-TIME RESULTS

Nov. 15	Jacksonville State	100-25	Won	(H)
Nov. 17	Northeastern	81-47	Won	(H)
Nov. 19	Southern Miss	88-71	Won	(H)
Nov. 23	Nebraska Omaha	81-48	Won	(H)
Nov. 25	Sam Houston State	73-52	Won	(H)
Nov. 27	Mississippi Valley State	90-51	Won	(H)
Dec. 4	#10/11 Louisville	74-54	Won	(H)
Dec. 8	#6/5 Duke !	72-65	Won	(H)
Dec. 11	Arkansas-Pine Bluff	101-43	Won	(H)
Dec. 18	#3/3 Notre Dame	83-92	Lost	(A)
Dec. 21	Samford	90-61	Won	(H)
Dec. 28	Middle Tennessee	58-70	Lost	(A)
Jan. 1	Florida	59-56	Won	(A)
Jan. 5	Arkansas	84-72	Won	(H)
Jan. 8	Mississippi State	88-40	Won	(H)
Jan. 12	#6/7 Tennessee	61-60	Won	(H)
Jan. 15	#24/rv South Carolina	66-58	Won	(A)
Jan. 19	#15/14 Georgia	69-64	Won	(A)
Jan. 22	Florida	57-52	Won	(H)
Jan. 26	Auburn	66-48	Won	(A)
Jan. 29	Alabama	82-68	Won	(H)
Feb. 2	Ole Miss	82-41	Won	(H)
Feb. 5	LSU	51-61	Lost	(A)
Feb. 13	#13/11 Tennessee	54-91	Lost	(A)
Feb. 16	Alabama	75-77	Lost	(A)
Feb. 20	RV/#24 Vanderbilt	70-61	Won	(H)
Feb. 23	South Carolina	53-50	Won	(H)
Feb. 26	Mississippi State	76-40	Won	(A)
March 2	Florida *	71-67	Won	(N)
March 3	LSU *	61-72	Lost	(N)
March 17	McNeese State **	68-62	Won	(N)
March 19	#10/10 Green Bay **	65-62	Won	(N)
March 25	RV/#24 Gonzaga ***	79-62	Won	(N)
March 27	#3/3 Connecticut ***	65-80	Lost	(N)
! - Game played in Rupp Arena				
* - SEC Tournament, Nashville, Tenn. (Bridgestone Arena)				
** - NCAA 1st & 2nd Rounds, Ames, Iowa (Hilton Coliseum)				
*** - NCAA Regional, Kingston, R.I. (Ryan Center)				
<b>2010-11</b>				
<b>Coach: Matthew Mitchell</b>				
<b>Record: 25-9 (11-5 SEC)</b>				
Nov. 12	Morehead State	82-48	Won	(H)
Nov. 14	Miami (Ohio)	84-71	Won	(A)
Nov. 21	#12/12 Notre Dame	81-76	Won	(H)
Nov. 26	Murray State *	91-59	Won	(N)
Nov. 27	Southern Miss *	79-60	Won	(A)
Dec. 5	Louisville	52-78	Lost	(A)
Dec. 7	Tennessee Tech	77-53	Won	(H)
Dec. 11	UT-Chattanooga	79-64	Won	(A)
Dec. 18	Alabama A&M	84-58	Won	(H)
Dec. 21	Arkansas Pine Bluff	107-35	Won	(H)
Dec. 29	Middle Tennessee	81-72	Won	(H)
Dec. 30	UT-Martin	68-47	Won	(H)
Jan. 4	#3/3 Duke	48-54	Lost	(A)
Jan. 6	#25/RV Arkansas	67-78	Lost	(A)
Jan. 9	Georgia	59-61	Lost	(H)
Jan. 13	South Carolina	66-48	Won	(H)
Jan. 16	Mississippi State	72-60	Won	(H)
Jan. 20	Florida	59-58	Won	(A)
Jan. 23	Vanderbilt	78-68	Won	(H)
Jan. 27	Ole Miss	74-68	Won	(A)
Jan. 30	Alabama	82-69	Won	(A)
Feb. 3	Auburn	69-38	Won	(H)

Feb. 7	#4/4 Tennessee	67-73	Lost	(H)
Feb. 10	South Carolina	61-66	Lost	(A)
Feb. 13	LSU	49-47	Won	(H)
Feb. 17	Georgia	51-69	Lost	(A)
Feb. 20	Vanderbilt	80-71	Won	(A)
Feb. 24	Arkansas	55-54	Won	(H)
Feb. 27	Auburn	76-62	Won	(A)
March 4	LSU **	60-58	Won	(N)
March 5	Vanderbilt **	69-56	Won	(N)
March 6	#4/4 Tennessee **	65-90	Lost	(N)
March 19	Hampton ***	66-62 (OT)	Won	(N)
March 21	#14/14 UNC ***	74-86	Lost	(N)
* Lady Eagle Thanksgiving Classic (Hattiesburg, Miss.) (Reed Green Coliseum)				
** SEC Tournament, Nashville, Tenn. (Bridgestone Arena)				
*** NCAA 1st & 2nd Rounds, Albuquerque, N.M. (The Pit/University Arena)				

### 2009-10

**Coach: Matthew Mitchell**

**Record: 28-8 (11-5 SEC)**

Nov. 13	Boston	92-58	Won	(H)
Nov. 15	Butler	87-66	Won	(H)
Nov. 17	Morehead State	72-55	Won	(A)
Nov. 22	Chattanooga	65-55	Won	(H)
Nov. 25	UC-Santa Barbara	68-54	Won	(A)
Nov. 28	McNeese State	85-50	Won	(H)
Dec. 01	Miami (Ohio)	107-53	Won	(H)
Dec. 04	Cincinnati	68-57	Won	(A)
Dec. 13	Florida A&M	91-39	Won	(H)
Dec. 20	Louisville	101-67	Won	(H)
Dec. 22	UT-Martin	87-47	Won	(H)
Dec. 28	Middle Tennessee	51-57	Lost	(A)
Jan. 1	Mississippi Valley State	93-48	Won	(H)
Jan. 7	#8/8 Georgia	60-61 (OT)	Lost	(A)
Jan. 10	#17/16 Vanderbilt	63-53	Won	(H)
Jan. 14	South Carolina	71-79	Lost	(A)
Jan. 17	Alabama	88-63	Won	(H)
Jan. 21	Arkansas	69-52	Won	(H)
Jan. 24	Auburn	68-50	Won	(H)
Jan. 28	#18/19 LSU	71-62	Won	(A)
Jan. 31	Mississippi State	69-59	Won	(A)
Feb. 4	Ole Miss	80-66	Won	(H)
Feb. 7	Arkansas	71-57	Won	(A)
Feb. 11	#19/18 Georgia	64-48	Won	(H)
Feb. 14	#RV/No. 22 Vanderbilt	55-68	Lost	(A)
Feb. 18	Florida	77-51	Won	(H)
Feb. 21	South Carolina	71-50	Won	(H)
Feb. 25	#4/4 Tennessee	65-81	Lost	(A)
Feb. 28	Auburn	53-65	Lost	(A)
March 5	Auburn *	65-54	Won	(N)
March 6	Mississippi State *	76-65	Won	(N)
March 7	#4/4 Tennessee *	62-70	Lost	(N)
March 20	Liberty **	83-77	Won	(N)
March 22	#24/25 Michigan St. **	70-52	Won	(N)
March 28	#4/4 Nebraska ***	76-67	Won	(N)
March 30	#12/12 Oklahoma ***	68-88	Lost	(N)
* SEC Tournament, Duluth Ga. (The Arena at Gwinnett Center)				
** NCAA 1st & 2nd Rounds, Louisville, Ky. (Freedom Hall)				
*** NCAA Regionals, Kansas City, Mo. (Sprint Center)				

### 2008-09

**Coach: Matthew Mitchell**

**Record: 16-16 (5-9 SEC)**

Nov. 15	Michigan	60-70	Lost	(H)
Nov. 17	Cincinnati	58-55	Won	(H)
Nov. 23	George Washington	67-48	Won	(H)
Nov. 28	Yale*	87-82	Won	(N)
Nov. 29	Long Island *	46-43	Won	(A)
Dec. 2	#23/25 Xavier	44-67	Lost	(A)
Dec. 4	Western Kentucky	57-66	Lost	(A)
Dec. 6	Furman	74-35	Won	(H)
Dec. 12	East Tennessee State	50-59	Lost	(H)
Dec. 14	#12/13 Louisville	59-75	Lost	(A)
Dec. 19	Alabama A&M	65-45	Won	(H)
Dec. 21	UC-Santa Barbara	69-58	Won	(H)
Dec. 30	IUPUI	82-60	Won	(H)
Jan. 1	North Carolina A&T	72-63	Won	(H)
Jan. 3	Miami (Ohio)	80-55	Won	(A)
Jan. 8	Tennessee	64-69	Lost	(A)
Jan. 11	Arkansas	72-63	Won	(H)
Jan. 15	Alabama	67-57	Won	(A)
Jan. 18	Mississippi State	45-52	Lost	(H)
Jan. 25	LSU	56-59	Lost	(H)
Jan. 29	#12/16 Florida	74-59	Lost	(A)
Feb. 1	Ole Miss	60-69	Lost	(A)
Feb. 5	South Carolina	61-47	Won	(H)
Feb. 8	#20/22 Vanderbilt	62-72	Lost	(H)
Feb. 12	#5/4 Auburn	69-81	Lost	(A)
Feb. 19	#13/19 Tennessee	66-56	Won	(H)
Feb. 22	LSU	56-57	Lost	(A)
Feb. 26	Georgia	57-61	Lost	(H)
March 1	South Carolina	70-53	Won	(A)
March 5	Georgia **	64-82	Lost	(N)
March 19	Chattanooga ***	81-76 (OT)	Won	(H)
March 22	Wisconsin ***	45-49	Lost	(A)
* Courtyard LaGuardia Turkey Classic (Brooklyn, N.Y.) - Wellness, Recreation and Athletic Center				
** SEC Tournament (North Little Rock, Ark.) - Alltel Arena				
*** WNIT Tournament (Campus Sites)				

### 2007-08

**Coach: Matthew Mitchell**

**Record: 17-16 (8-6 SEC)**

Nov. 10	USC-Upstate	74-59	Won	(H)
Nov. 14	#14/12 George Wash.	65-75	Lost	(A)
Nov. 18	Florida Atlantic	61-53	Won	(H)
Nov. 23	Minnesota *	80-92	Lost	(N)
Nov. 24	#21/22 Texas *	60-72	Lost	(N)
Nov. 25	Lipscomb *	76-55	Won	(N)
Nov. 30	Western Kentucky !	74-78 (OT)	Lost	(H)
Dec. 4	William & Mary	75-44	Won	(H)
Dec. 8	Michigan	59-63	Lost	(A)
Dec. 20	Louisville !	65-80	Lost	(H)
Dec. 28	#23 Old Dominion	62-71	Lost	(H)
Dec. 30	South Alabama	66-56	Won	(A)
Jan. 1	Xavier	46-51	Lost	(H)
Jan. 7	Wofford	67-57	Won	(H)
Jan. 10	Florida	60-58	Won	(H)
Jan. 13	Mississippi State	64-60	Won	(A)
Jan. 17	#2 Tennessee	40-65	Lost	(H)
Jan. 20	#20/18 Auburn	62-55	Won	(H)
Jan. 24	South Carolina	66-62	Won	(A)
Jan. 27	#9 LSU !	46-72	Lost	(H)
Jan. 31	#17/14 Georgia	47-44	Won	(A)
Feb. 3	#2 Tennessee	51-79	Lost	(A)





# ALL-TIME RESULTS

Feb. 7	Ole Miss !	59-54	Won	(H)
Feb. 14	#25 Vanderbilt	49-66	Lost	(A)
Feb. 17	Alabama	64-44	Won	(H)
Feb. 21	#6 LSU	48-52	Lost	(A)
Feb. 24	Arkansas	59-56	Won	(A)
March 2	South Carolina !	57-65	Lost	(H)
March 7	#23/21 Georgia **	57-50	Won	(N)
March 8	#7/6 LSU **	49-66	Lost	(N)
March 21	Middle Tennessee ***68-66 (OT)	Won	(H)	
March 26	James Madison ***	84-76	Won	(H)
March 30	Marquette ***	64-69	Lost	(H)

\* Rainbow Wahine Classic (Honolulu, Hawaii)  
- Stan Sheriff Center

\*\* SEC Tournament (Nashville, Tenn.)  
- Sommet Center

\*\*\* WNIT Tournament (Lexington, Ky.) - Memorial Coliseum

! - Played in Rupp Arena

## MICKIE DEMOSS

**Overall Record at UK: 71-56 (2003-07)**

### 2006-07

**Coach: Mickie DeMoss**

**Record: 20-14 (6-8 SEC)**

Nov. 10	Washington State *	80-51	Won	(H)
Nov. 12	Indiana *	51-54	Lost	(H)
Nov. 18	Old Dominion	69-55	Won	(A)
Nov. 24	Delaware **	70-86	Lost	(N)
Nov. 25	Southern Illinois **	78-59	Won	(N)
Nov. 29	Detroit	79-44	Won	(H)
Dec. 3	#19 Louisville	75-83	Lost	(A)
Dec. 8	Alabama State	75-46	Won	(H)
Dec. 17	Arkansas-Pine Bluff !	83-46	Won	(H)
Dec. 19	Mississippi Valley State	84-37	Won	(H)
Dec. 21	Southern	70-44	Won	(H)
Dec. 29	Kent State ***	82-47	Won	(N)
Dec. 30	Memphis ***	86-51	Won	(N)
Jan. 2	Texas-Pan American	77-45	Won	(H)
Jan. 4	South Carolina	59-55	Won	(H)
Jan. 6	#7/8 Ohio State	51-53	Lost	(A)
Jan. 11	Alabama	63-62	Won	(A)
Jan. 14	Ole Miss	65-67 (OT)	Lost	(H)
Jan. 18	#8 LSU	58-76	Lost	(A)
Jan. 21	Auburn	68-65	Won	(A)
Jan. 25	Mississippi State !	75-83 (2OT)	Lost	(H)
Jan. 28	South Carolina	56-66	Lost	(A)
Feb. 1	#15 Vanderbilt	62-63	Lost	(H)
Feb. 4	Florida	84-74	Won	(H)
Feb. 8	Ole Miss	69-61	Won	(A)
Feb. 11	#3 Tennessee	62-84	Lost	(A)
Feb. 15	#11/12 Georgia !	72-82 (OT)	Lost	(H)
Feb. 18	Arkansas !	87-60	Won	(H)
Feb. 25	Florida	79-83	Lost	(A)
March 1	Arkansas ****	72-57	Won	(N)
March 2	#10/12 Georgia ****	40-72	Lost	(N)
March 15	Oakland *****	65-56	Won	(A)
March 19	Ball State *****	85-82	Won	(A)
March 22	Wisconsin *****	61-67	Lost	(A)

\* Women's Sports Foundation Tournament  
(Lexington, Ky.) - Memorial Coliseum

\*\* Odwalla Classic (San Francisco, Calif.)  
- War Memorial Gymnasium

\*\*\* Wells Fargo New Year's Classic  
(San Antonio, Texas) - USTA Convocation Center

\*\*\*\* SEC Tournament (Duluth, Ga.) - Gwinnett Center

\*\*\*\*\* WNIT (Campus Sites) ! - Played in Rupp Arena

### 2005-06

**Coach: Mickie DeMoss**

**Record: 22-9 (9-5 SEC)**

Nov. 18	IUPUI	81-52	Won	(H)
Nov. 22	Stetson	84-38	Won	(H)
Nov. 25	Indiana State *	68-58	Won	(N)
Nov. 26	Hofstra *	67-54	Won	(N)
Dec. 1	Florida International	71-56	Won	(H)
Dec. 6	North Carolina A&T	71-40	Won	(H)
Dec. 8	Georgetown	63-47	Won	(H)
Dec. 10	Detroit	74-65	Won	(A)
Dec. 18	#3 LSU	36-66	Lost	(H)
Dec. 22	Tennessee State	105-45	Won	(H)
Dec. 28	Louisville !	55-64	Lost	(H)
Dec. 31	Wake Forest	77-82	Lost	(A)
Jan. 2	Bowling Green St.	66-62 (OT)	Won	(H)
Jan. 8	South Carolina	72-60	Won	(H)
Jan. 12	#RV/24 Florida	80-65	Won	(A)
Jan. 15	Georgia Tech **	66-62	Won	(A)
Jan. 19	Auburn !	57-71	Lost	(H)
Jan. 22	Ole Miss	81-75	Won	(A)
Jan. 26	#1/3 Tennessee !	66-63	Won	(H)
Feb. 2	#14 Georgia	57-91	Lost	(A)
Feb. 5	Florida	61-68	Lost	(H)
Feb. 9	South Carolina	75-71	Won	(A)
Feb. 12	Arkansas	79-50	Won	(A)
Feb. 16	Ole Miss	65-61	Won	(H)
Feb. 19	Mississippi State	51-46	Won	(A)
Feb. 23	#23/24 Vanderbilt	55-72	Lost	(A)
Feb. 26	Alabama !	80-60	Won	(H)
March 2	#23/RV Florida ***	88-70	Won	(N)
March 3	#3 LSU ***	52-79	Lost	(N)
March 18	Chattanooga ****	69-59	Won	(N)
March 20	#16/17 Michigan St. *****	63-67	Lost	(N)

\* Pepperdine Tournament (Malibu, Calif.)  
- Firestone Fieldhouse

\*\* Russell Athletic Shootout (Duluth, Ga.)  
- Gwinnett Center

\*\*\* SEC Tournament (North Little Rock, Ark.)  
- Alltel Arena

\*\*\*\* NCAA First and Second Rounds (Rosemont, Ill.) Allstate Arena

! - Played in Rupp Arena

### 2004-05

**Coach: Mickie DeMoss**

**Record: 18-16 (4-10 SEC)**

Nov. 19	Butler	82-44	Won	(H)
Nov. 21	Florida A&M	84-55	Won	(H)
Nov. 25	Oregon St. &	73-70	Won	(N)
Nov. 26	South Dakota St. &	55-57	Lost	(N)
Nov. 27	#17/18 Rutgers &	60-75	Lost	(N)
Dec. 1	Northwestern	70-63	Won	(A)
Dec. 5	Louisville	49-66	Lost	(A)
Dec. 10	Charleston So.	89-33	Won	(H)
Dec. 12	Marshall	73-55	Won	(A)
Dec. 18	UAB	90-60	Won	(H)
Dec. 21	Nicholls State !	106-51	Won	(H)
Dec. 28	Xavier	67-75	Lost	(A)
Dec. 30	Wake Forest !	66-61	Won	(H)
Jan. 2	St. Francis (Penn.)	85-73	Won	(H)
Jan. 4	Longwood	79-41	Won	(H)
Jan. 9	Alabama	63-69 (OT)	Lost	(A)
Jan. 13	#18 Georgia !	71-63	Won	(H)
Jan. 16	Ole Miss	70-63	Won	(H)
Jan. 20	Mississippi St.	59-72	Lost	(A)

Jan. 23	#7/9 Tennessee	49-67	Lost	(A)
Jan. 27	#23/21 Vanderbilt	67-73	Lost	(H)
Jan. 30	South Carolina	66-50	Won	(H)
Feb. 6	#18/19 Georgia	64-68	Lost	(A)
Feb. 10	Florida	59-70	Lost	(H)
Feb. 13	Auburn	50-65	Lost	(A)
Feb. 17	#1 LSU	58-81	Lost	(A)
Feb. 20	Mississippi State	55-71	Lost	(H)
Feb. 24	South Carolina	47-60	Lost	(A)
Feb. 27	Arkansas	73-67	Won	(H)
March 3	Auburn *	57-62	Lost	(N)
March 18	Eastern Michigan **	79-68	Won	(H)
March 20	Chattanooga **	91-54	Won	(H)
March 24	Xavier **	67-62	Won	(H)
March 28	West Virginia **	75-80 (2OT)	Lost	(H)

& Paradise Jam (St. Thomas, Virgin Islands)

\* SEC Tournament (Greenville, S.C.) - BiLo Center

\*\* WNIT (Lexington, Ky.) - Memorial Coliseum

! - Played in Rupp Arena

### 2003-04

**Coach: Mickie DeMoss**

**Record: 11-17 (3-11 SEC)**

Nov. 21	IPFW	79-59	Won	(H)
Nov. 23	Northwestern	67-60	Won	(H)
Nov. 25	#13 North Carolina !	59-75	Lost	(H)
Nov. 28	Duquesne *	90-83	Won	(N)
Nov. 29	San Francisco *	59-67	Lost	(A)
Dec. 3	Louisville !	84-80 (OT)	Won	(H)
Dec. 10	Xavier	60-75	Lost	(H)
Dec. 13	Temple	82-86 (OT)	Lost	(A)
Dec. 20	Miami (Ohio)	64-58	Won	(A)
Dec. 22	Western Kentucky	76-63	Won	(A)
Dec. 30	Austin Peay	82-56	Won	(H)
Jan. 2	Cincinnati	52-60	Lost	(A)
Jan. 6	High Pt.	83-45	Won	(H)
Jan. 8	#22 Vanderbilt	57-65	Lost	(A)
Jan. 11	#12/9 Georgia	53-74	Lost	(H)
Jan. 18	#14 LSU	69-70	Lost	(H)
Jan. 22	Mississippi State	67-80	Lost	(A)
Jan. 25	South Carolina	75-61	Won	(A)
Jan. 29	#1 Tennessee	72-81	Lost	(H)
Feb. 1	Ole Miss	88-90 (2OT)	Lost	(A)
Feb. 5	#19/22 Auburn	54-71	Lost	(H)
Feb. 8	#24/RV Florida	56-76	Lost	(A)
Feb. 15	Mississippi State	41-54	Lost	(H)
Feb. 19	Arkansas	58-69	Lost	(A)
Feb. 22	Alabama	62-59	Won	(H)
Feb. 26	South Carolina	71-54	Won	(H)
Feb. 29	#19/15 Georgia	62-73	Lost	(A)
March 4	#19/RV Vanderbilt **	41-60	Lost	(N)

\* Odwalla Classic (San Francisco, Calif.)  
- War Memorial Gym

\*\* SEC Tournament (Nashville, Tenn.)  
- Gaylord Entertainment Center

! - Played in Rupp Arena

## BERNADETTE MATTOX

**Overall Record: 91-135 (1995-2003)**

### 2002-03

**Coach: Bernadette Mattox**

**Record: 11-16 (4-10 SEC)**

**Captain: Rita Adams**

Nov. 25	Southern Illinois	79-53	Won	(H)
Nov. 29	Pacific *	77-61	Won	(N)
Nov. 30	Washington *	56-88	Lost	(A)



## ALL-TIME RESULTS

Dec. 4	Evansville	66-70	Lost	(A)
Dec. 7	Western Kentucky	83-88	Lost	(H)
Dec. 14	Hawaii **	59-70	Lost	(A)
Dec. 15	Long Island **	72-64	Won	(N)
Dec. 21	Miami (Ohio)	108-102 (OT)	Won	(H)
Dec. 23	Morris Brown	106-32	Won	(H)
Dec. 31	Cincinnati	69-67	Won	(H)
Jan. 2	Marshall !	75-42	Won	(H)
Jan. 5	Louisville	62-86	Lost	(A)
Jan. 12	Alabama	59-55	Won	(H)
Jan. 16	LSU	39-82	Lost	(A)
Jan. 19	Vanderbilt	50-84	Lost	(A)
Jan. 23	Ole Miss	83-66	Won	(H)
Jan. 26	Georgia	59-71	Lost	(A)
Feb. 2	South Carolina	46-49	Lost	(H)
Feb. 6	Auburn	56-63 (OT)	Lost	(A)
Feb. 9	Vanderbilt	63-85	Lost	(H)
Feb. 13	Arkansas	60-70	Lost	(H)
Feb. 16	Mississippi State	46-96	Lost	(A)
Feb. 20	Florida	49-47	Won	(H)
Feb. 23	Alabama	73-71 (2OT)	Won	(A)
Feb. 27	South Carolina	51-97	Lost	(A)
March 2	Tennessee	69-84	Lost	(H)
March 6	Auburn ***	62-68	Lost	(N)

\* Seattle Times Husky Classic (Seattle, Wash.) - Bank of America Arena

\*\* Hawaii Invitational (Honolulu, Hawaii) - Stan Sheriff Center

\*\*\* SEC Tournament (North Little Rock, Ark.) - Alltel Arena

! - Played in Rupp Arena

### 2001-02

**Coach: Bernadette Mattox**

**Record: 9-20 (1-13 SEC)**

**Captains: LaTonya McDole and Niecee Patterson**

Nov. 17	Temple	64-55	Won	(H)
Nov. 23	Sam Houston State *	100-55	Won	(N)
Nov. 24	Memphis *	55-63	Lost	(A)
Nov. 28	North Carolina	64-102	Lost	(A)
Dec. 1	Miami (Fla.)	60-57	Won	(H)
Dec. 5	Miami (Ohio)	64-73	Lost	(A)
Dec. 8	Western Kentucky	79-84	Lost	(A)
Dec. 16	Virginia Commonwealth	66-61	Won	(A)
Dec. 19	Louisville	72-53	Won	(H)
Dec. 22	Evansville	72-78	Lost	(H)
Dec. 28	Southern Miss **	59-44	Won	(N)
Dec. 29	Lafayette **	83-60	Won	(N)
Jan. 3	Mississippi State	54-59	Lost	(H)
Jan. 6	Alabama	63-62	Won	(A)
Jan. 10	Vanderbilt	54-71	Lost	(A)
Jan. 13	Auburn	66-70	Lost	(H)
Jan. 17	Arkansas	64-76	Lost	(A)
Jan. 20	South Carolina	49-78	Lost	(A)
Jan. 24	LSU	59-75	Lost	(H)
Jan. 27	Alabama	58-61	Lost	(H)
Feb. 3	Georgia	50-76	Lost	(H)
Feb. 7	Ole Miss	66-76	Lost	(A)
Feb. 10	South Carolina	73-74	Lost	(H)
Feb. 14	Florida	59-81	Lost	(A)
Feb. 19	Cincinnati	57-73	Lost	(A)
Feb. 21	Vanderbilt	57-73	Lost	(H)
Feb. 24	Tennessee	64-89	Lost	(A)
Feb. 28	Mississippi State ***	75-72	Won	(N)
March 1	LSU ***	62-74	Lost	(N)

\* Lady Tiger Classic (Memphis, Tenn.) - Elma Roane Fieldhouse

\*\* Blue Sky Restaurant Group Classic (Hanover, N.H.)

- Edward Leede Arena

\*\*\* SEC Tournament (Nashville, Tenn.) - Gaylord Entertainment Center

### European Tour May 2001 • 5-0

W, 87-56 vs. Nice University Club (Nice, France) - May 9

W, 85-69 vs. Lyon A.L.G.M (Lyon, France) - May 10

W, 59-44 vs. Sion Helios BBC (Montreux, Switzerland) - May 12

W, 87-50 vs. Fribourg BBC (Fribourg, Switzerland) - May 13

W, 78-59 vs. Sceaux (Paris, France) - May 15

### 2000-01

**Coach: Bernadette Mattox**

**Record: 6-21 (2-12 SEC)**

**Captain: LaTonya McDole**

Nov. 21	Miami (Ohio)	77-71	Won	(H)
Nov. 25	Missouri *	51-86	Lost	(N)
Nov. 26	Houston *	77-78	Lost	(N)
Nov. 29	IUPUI	76-75	Won	(H)
Dec. 1	Purdue	67-87	Lost	(H)
Dec. 6	Xavier	62-80	Lost	(A)
Dec. 9	Louisville	57-63	Lost	(A)
Dec. 17	Fla. International **	60-58	Won	(A)
Dec. 19	Miami (Fla.)	59-74	Lost	(A)
Dec. 22	Cincinnati ***	38-57	Lost	(N)
Dec. 30	Florida Atlantic	112-71	Won	(H)
Jan. 4	Auburn	40-73	Lost	(A)
Jan. 7	Florida	48-85	Lost	(H)
Jan. 11	Vanderbilt	61-91	Lost	(H)
Jan. 14	Arkansas	50-69	Lost	(A)
Jan. 18	LSU	64-87	Lost	(A)
Jan. 21	Tennessee	38-110	Lost	(H)
Jan. 25	Alabama	71-64	Won	(H)
Jan. 27	Tennessee	39-83	Lost	(A)
Jan. 31	Va. Commonwealth	57-67	Lost	(H)
Feb. 4	Arkansas	78-84	Lost	(H)
Feb. 11	South Carolina	62-70	Lost	(A)
Feb. 15	Georgia	58-91	Lost	(A)
Feb. 18	South Carolina	61-59	Won	(H)
Feb. 22	Ole Miss	54-75	Lost	(H)
Feb. 25	Mississippi State	66-74	Lost	(A)
March 1	LSU ****	57-72	Lost	(N)

\* Pepperdine Classic (Malibu, Calif.) - Firestone Fieldhouse

\*\* Baptist Health Systems Women's Fab Four Classic

(Miami, Fla.) - Golden Panther Arena

\*\*\* Louisville, Ky. (double-header with UK Men vs. Indiana)

\*\*\*\* SEC Tournament (Memphis, Tenn.) - The Pyramid

### 1999-2000

**Coach: Bernadette Mattox**

**Record: 15-14 (5-9 SEC)**

**Captains: Tiffany Wait and Erica Jackson**

Nov. 19	Austin Peay	88-52	Won	(A)
Nov. 22	Miami (Ohio)	77-39	Won	(A)
Nov. 24	Connecticut *	62-68	Lost	(A)
Nov. 26	Clemson *	65-70	Lost	(N)
Dec. 1	Western Kentucky	75-48	Won	(H)
Dec. 6	New Mexico	62-52	Won	(A)
Dec. 11	Liberty	69-57	Won	(A)
Dec. 18	Purdue **	40-48	Lost	(N)
Dec. 22	Cincinnati	68-62	Won	(A)
Dec. 28	Tennessee-Martin	93-55	Won	(H)
Dec. 31	Xavier	67-68	Lost	(H)
Jan. 3	Winthrop	94-39	Won	(H)
Jan. 6	Auburn	71-69	Won	(H)
Jan. 10	Florida	72-58	Won	(A)

Jan. 13	Vanderbilt	55-60 (OT)	Lost	(A)
Jan. 16	Arkansas	68-60	Won	(H)
Jan. 20	LSU	59-66	Lost	(H)
Jan. 23	Tennessee	65-71	Lost	(H)
Jan. 27	Alabama	67-68	Lost	(A)
Jan. 30	Tennessee	48-77	Lost	(A)
Feb. 6	Arkansas	70-83	Lost	(A)
Feb. 13	South Carolina	73-71	Won	(H)
Feb. 17	Georgia	69-73	Lost	(H)
Feb. 20	South Carolina	51-64	Lost	(A)
Feb. 22	Louisville	75-65	Won	(H)
Feb. 24	Ole Miss	59-57	Won	(A)
Feb. 27	Mississippi State	46-63	Lost	(H)
March 2	Alabama ***	67-63	Won	(N)
March 3	Georgia ***	45-63	Lost	(N)

\* Coaches vs. Cancer Challenge (Hartford, Conn.) - Hartford Civic Center

\*\* Boilermaker Blockbuster (Indianapolis, Ind.) - Consecro Fieldhouse

\*\*\* SEC Tournament (Chattanooga, Tenn.) - UTC Arena

### 1998-99

**Coach: Bernadette Mattox**

**Record: 21-11 (7-7 SEC)**

**Captains: Tiffany Wait and Jaye Barnes**

Nov. 15	Austin Peay	88-71	Won	(H)
Nov. 19	Ohio State	92-84 (OT)	Won	(A)
Nov. 22	Tennessee-Martin	90-60	Won	(A)
Nov. 27	Louisville *	73-62	Won	(N)
Nov. 28	Hawaii *	66-57	Won	(A)
Nov. 29	UCLA *	54-64	Lost	(N)
Dec. 6	Auburn	68-62	Won	(A)
Dec. 9	Miami (Ohio)	76-56	Won	(H)
Dec. 12	Liberty	76-80	Lost	(H)
Dec. 19	Eastern Illinois **	90-71	Won	(N)
Dec. 20	Wichita State **	58-51	Won	(A)
Dec. 28	Cincinnati	70-59	Won	(H)
Jan. 3	Florida	63-77	Lost	(H)
Jan. 7	Vanderbilt	70-69	Won	(H)
Jan. 10	Ole Miss	57-60	Lost	(A)
Jan. 14	LSU	59-67	Lost	(A)
Jan. 17	Tennessee	60-98	Lost	(A)
Jan. 20	Louisville	69-56	Won	(A)
Jan. 24	Alabama	76-72	Won	(H)
Jan. 28	Florida	80-70	Won	(A)
Jan. 31	Arkansas	69-74 (OT)	Lost	(A)
Feb. 4	Auburn	67-68	Lost	(H)
Feb. 7	Georgia	80-76	Won	(H)
Feb. 11	South Carolina	78-76	Won	(A)
Feb. 14	Mississippi State	78-83	Lost	(A)
Feb. 16	Eastern Kentucky	87-47	Won	(A)
Feb. 21	South Carolina	93-65	Won	(H)
Feb. 25	Ole Miss ***	75-59	Won	(N)
Feb. 26	LSU ***	81-71	Won	(N)
Feb. 27	Georgia ***	62-68	Lost	(N)
March 13	Nebraska ****	98-92	Won	(N)
March 15	UCLA ****	63-87	Lost	(N)

\* Rainbow Wahine Classic (Honolulu, Hawaii)

\*\* Wichita State Shocker Shootout (Wichita, Kan.)

\*\*\* SEC Tournament (Chattanooga, Tenn.)

\*\*\*\* NCAA Tournament (Los Angeles, Calif.)



# ALL-TIME RESULTS

## 1997-98

**Coach: Bernadette Mattox**

**Record: 13-15 (5-9 SEC)**

**Captains: Jaye Barnes, Tiffany Wait and Natalie Martinez**

Nov. 18	Indiana	71-84	Lost	(A)
Nov. 21	Southwest Missouri	54-74	Lost	(A)
Nov. 25	Michigan State	57-71	Lost	(A)
Nov. 28	Illinois Chicago *	60-46	Won	(N)
Nov. 29	Nebraska *	59-68	Lost	(A)
Dec. 3	Ohio State	68-51	Won	(H)
Dec. 6	Dayton	73-69	Won	(H)
Dec. 8	Western Kentucky	66-64 (OT)	Won	(A)
Dec. 14	Auburn	68-67	Won	(H)
Dec. 20	Miami (Ohio)	71-64	Won	(A)
Dec. 28	UMass **	57-51	Won	(N)
Dec. 29	Northeastern **	76-39	Won	(N)
Jan. 4	Florida	58-100	Lost	(A)
Jan. 7	Vanderbilt	54-64	Lost	(A)
Jan. 10	Ole Miss	49-76	Lost	(H)
Jan. 14	LSU (Cincinnati)	74-71 (OT)	Won	(H)
Jan. 18	Tennessee	65-93	Lost	(H)
Jan. 21	Louisville \$	62-80	Lost	(A)
Jan. 24	Alabama	56-62	Lost	(A)
Jan. 28	Florida	63-70	Lost	(H)
Jan. 31	Arkansas	79-63	Lost	(H)
Feb. 4	Auburn	53-48	Won	(A)
Feb. 8	South Carolina	87-73	Won	(H)
Feb. 11	Georgia	46-87	Lost	(A)
Feb. 15	Mississippi State	71-62	Won	(H)
Feb. 17	Eastern Kentucky	76-60	Won	(H)
Feb. 21	South Carolina	65-67	Lost	(A)
Feb. 26	Mississippi State ***	48-67	Lost	(N)

\* Nebraska CableVision Classic (Lincoln, Neb.)

\*\* Citizen's Bank Dartmouth Classic (Hanover, N.H.)

\*\*\* SEC Tournament (Columbus, Ga.)

\$ - Played in Louisville - Freedom Hall (Double-header w/ UK men's team)

## 1996-97

**Coach: Bernadette Mattox**

**Record: 8-19 (2-10 SEC)**

Nov. 22	Michigan *	54-68	Lost	(N)
Nov. 23	Western Michigan *	61-44	Won	(A)
Nov. 27	Michigan State	50-76	Lost	(H)
Nov. 30	Dayton	53-55	Lost	(A)
Dec. 4	Ohio State	66-84	Lost	(A)
Dec. 7	Toledo	54-80	Lost	(A)
Dec. 13	Miami (Ohio)	71-63	Won	(H)
Dec. 15	Indiana	62-74	Lost	(H)
Dec. 22	Southwest Missouri	64-58	Won	(H)
Dec. 29	Alaska-Anchorage **	76-41	Won	(N)
Dec. 30	Villanova **	63-54	Won	(A)
Jan. 2	Ole Miss	52-83	Lost	(A)
Jan. 5	LSU	63-73	Lost	(A)
Jan. 8	Vanderbilt	54-65	Lost	(H)
Jan. 12	Tennessee	61-84	Lost	(A)
Jan. 14	Western Kentucky	79-73	Won	(H)
Jan. 22	Alabama #	62-78	Lost	(N)
Jan. 25	Arkansas	55-88	Lost	(A)
Jan. 29	South Carolina	59-68	Lost	(A)
Feb. 2	Auburn	59-60	Lost	(H)
Feb. 5	Eastern Kentucky	62-67	Lost	(A)
Feb. 8	Georgia	62-80	Lost	(H)
Feb. 13	Florida	53-77	Lost	(H)
Feb. 16	Mississippi State	74-57	Won	(A)
Feb. 18	Louisville	52-64	Lost	(A)

Feb. 22	South Carolina	76-52	Won	(H)
Feb. 28	Arkansas ***	60-71	Lost	(N)

\* Western Michigan Tournament (Kalamazoo, Mich)

\*\* Villanova Wildcat Classic (Villanova, Penn.)

\*\*\* SEC Tournament (Chattanooga, Tenn.)

# Played in Cincinnati, Ohio - Riverfront Coliseum

## 1995-96

**Coach: Bernadette Mattox**

**Record: 8-19 (2-9 SEC)**

**Captains: Christina Jansen and Julie Swarens-Beickman**

Nov. 24	UNC-Asheville *	98-76	Won	(H)
Nov. 25	Toledo *	88-76	Won	(H)
Nov. 29	Ohio State	67-77	Lost	(H)
Dec. 1	Loyola (Md.) **	67-54	Won	(N)
Dec. 2	Northwestern **	42-78	Lost	(A)
Dec. 5	Western Kentucky	61-81	Lost	(A)
Dec. 8	Indiana #	64-71	Lost	(N)
Dec. 16	Florida ##	46-69	Lost	(N)
Dec. 21	Syracuse ###	83-63	Won	(N)
Dec. 23	Miami (Ohio)	62-71	Lost	(A)
Dec. 29	Duke ***	54-73	Lost	(N)
Dec. 30	N.C. State ***	62-66	Lost	(N)
Jan. 3	Ole Miss	60-68	Lost	(H)
Jan. 7	LSU	52-62	Lost	(H)
Jan. 11	Vanderbilt	53-58	Lost	(A)
Jan. 14	Tennessee	45-60	Lost	(H)
Jan. 20	Alabama	51-66	Lost	(A)
Jan. 24	South Carolina	53-66	Lost	(H)
Jan. 28	Arkansas	69-65	Won	(H)
Feb. 7	Marshall	66-72	Lost	(A)
Feb. 10	Auburn	46-88	Lost	(A)
Feb. 13	Georgia	55-75	Lost	(A)
Feb. 17	Mississippi State	78-60	Won	(H)
Feb. 19	Louisville	74-66	Won	(H)
Feb. 24	South Carolina	65-76	Lost	(A)
Feb. 27	Eastern Kentucky	68-62	Won	(H)
March 1	Auburn ****	43-58	Lost	(N)

\* UK Invitational Tournament (Lexington, Ky.)

\*\* Northwestern Inv. Tournament (Evanston, Ill.)

\*\*\* Big Four Classic (Greensboro, N.C.)

\*\*\*\* SEC Tournament (Chattanooga, Tenn.)

# Played in Lafayette, Ind. - Mackey Arena

## Played in Orlando, Fla. - Orlando Arena

### Played in Cincinnati, Ohio - Riverfront Coliseum

## SHARON FANNING

**Overall Record: 134-97 (1987-95)**

### 1994-95

**Coach: Sharon Fanning**

**Record: 14-14 (4-7 SEC)**

**Captains: Stacey Reed, Karri Koach and Stephanie Baker**

Nov. 25	UMass *	73-55	Won	(H)
Nov. 26	St. John's *	67-54	Won	(H)
Dec. 1	Detroit	71-48	Won	(H)
Dec. 4	Ohio State	59-75	Lost	(A)
Dec. 7	Indiana	60-65	Lost	(A)
Dec. 11	Western Kentucky	48-64	Lost	(H)
Dec. 17	Ole Miss	58-66	Lost	(A)
Dec. 19	Memphis	71-81	Lost	(A)
Dec. 28	UCLA	65-74	Lost	(A)
Dec. 31	Cal St.-Northridge	74-52	Won	(A)
Jan. 4	Florida !	63-55	Won	(H)
Jan. 7	South Carolina	85-67	Won	(H)
Jan. 11	Louisville	76-77 (OT)	Lost	(A)
Jan. 15	Mississippi State	65-53	Won	(A)

Jan. 17	Cincinnati	52-49	Won	(A)
Jan. 22	Georgia	57-68	Lost	(H)
Jan. 26	Vanderbilt	53-82	Lost	(H)
Jan. 29	Auburn	62-73	Lost	(H)
Feb. 1	UNC-Asheville	70-55	Won	(A)
Feb. 4	Arkansas	56-62	Lost	(A)
Feb. 8	Marshall	91-58	Won	(H)
Feb. 11	Alabama	62-68	Lost	(H)
Feb. 15	Morehead State	78-49	Won	(H)
Feb. 19	Tennessee	41-67	Lost	(A)
Feb. 22	Eastern Kentucky	80-67	Won	(H)
Feb. 25	LSU	63-49	Won	(A)
March 3	Auburn **	75-51	Won	(N)
March 4	Tennessee **	62-74	Lost	(N)

\* Lady Kat Invitational (Lexington, Ky.)

\*\* SEC Tournament (Chattanooga, Tenn.)

! - Played in Rupp Arena

## 1993-94

**Coach: Sharon Fanning**

**Record: 17-11 (5-6 SEC)**

**Captains: Tedra Eberhart, Jennifer Gray, Kayla Campbell and**

**Christe Jordan**

Nov. 26	Marist *	96-65	Won	(H)
Nov. 27	Georgetown *	87-82	Won	(H)
Dec. 1	Detroit	82-76	Won	(A)
Dec. 4	Memphis State	91-63	Won	(H)
Dec. 7	Indiana	74-86	Lost	(H)
Dec. 10	Western Kentucky	77-82 (OT)	Lost	(A)
Dec. 18	Ole Miss	47-51	Lost	(H)
Dec. 21	Ohio State	81-94	Lost	(H)
Dec. 29	Central Florida **	87-45	Won	(A)
Dec. 30	Florida State **	58-55	Won	(N)
Dec. 31	North Carolina **	75-80 (OT)	Lost	(N)
Jan. 4	Florida	64-81	Lost	(A)
Jan. 8	South Carolina	82-63	Won	(A)
Jan. 12	Vanderbilt	56-83	Lost	(A)
Jan. 16	Mississippi State	81-79	Won	(H)
Jan. 19	Louisville	95-62	Won	(H)
Jan. 23	Georgia	71-70	Won	(A)
Jan. 29	Auburn	61-75	Lost	(A)
Feb. 1	Eastern Kentucky	99-75	Won	(H)
Feb. 5	Arkansas	81-60	Won	(H)
Feb. 8	Cincinnati	86-56	Won	(H)
Feb. 13	Alabama	82-96	Lost	(A)
Feb. 16	Marshall	66-43	Won	(A)
Feb. 18	Tennessee	89-95 (OT)	Lost	(H)
Feb. 23	Murray State	74-67	Won	(A)
Feb. 26	LSU	89-71	Won	(H)
March 4	South Carolina ***	83-80	Won	(N)
March 5	Vanderbilt ***	67-72	Lost	(N)

\* Lady Kat Invitational (Lexington, Ky.)

\*\* Central Florida Holiday Classic (Orlando, Fla.)

\*\*\* SEC Tournament (Chattanooga, Tenn.)

## 1992-93

**Coach: Sharon Fanning**

**Record: 18-10 (5-6 SEC)**

**Captains: Cathy Proctor, Mia Daniel and Jocelyn Mills**

Dec. 1	Marshall	79-44	Won	(H)
Dec. 4	Murray State *	89-55	Won	(H)
Dec. 5	Connecticut *	75-54	Won	(H)
Dec. 9	South Carolina	76-55	Won	(H)
Dec. 11	UNC-Charlotte **	54-57	Lost	(N)
Dec. 12	West Virginia **	73-63	Won	(N)
Dec. 19	Oklahoma State ***	57-61	Lost	(N)





## ALL-TIME RESULTS

Dec. 20	Chicago State ***	95-33	Won	(N)
Dec. 28	Bradley	78-49	Won	(A)
Dec. 31	Kansas	71-61	Won	(H)
Jan. 4	Mississippi State	73-53	Won	(A)
Jan. 6	Louisville	58-53	Won	(A)
Jan. 10	Georgia	69-60	Won	(H)
Jan. 13	Morehead State	66-38	Won	(H)
Jan. 16	Auburn	49-52	Lost	(H)
Jan. 19	Western Kentucky	62-60	Won	(H)
Jan. 23	Arkansas	43-45	Lost	(A)
Jan. 26	Butler	83-76	Won	(A)
Jan. 31	Alabama	77-73	Won	(H)
Feb. 6	Tennessee	61-85	Lost	(A)
Feb. 10	Cincinnati	69-72	Lost	(A)
Feb. 13	LSU	72-65	Won	(A)
Feb. 18	Eastern Kentucky	74-56	Won	(H)
Feb. 20	Ole Miss	65-77	Lost	(A)
Feb. 23	Vanderbilt	52-65	Lost	(H)
Feb. 28	Florida	69-72	Lost	(H)
March 5	Mississippi State ****	84-73	Won	(N)
March 6	Vanderbilt ****	61-68	Lost	(N)

\* Lady Kat Invitational (Lexington, Ky.)  
 \*\* Iowa Amana Hawkeye Classic (Iowa City, Iowa)  
 \*\*\* Wichita State Pizza Hut Classic (Wichita, Kan.)  
 \*\*\*\* SEC Tournament (Chattanooga, Tenn.)

### Finland & Estonia Tour May 1992 • 5-0

W, 76-56 vs. Tapiolan Urheiluhall (Finland)  
 W, 73-49 vs. Finnish Junior National Team  
 W, 71-66 vs. Estonia  
 W, 82-80 vs. Meelis Estonian  
 W, 77-53 vs. Espoo (Finland)

### 1991-92

**Coach: Sharon Fanning**

**Record: 16-14 (5-6 SEC)**

**Captains: Kristi Cushenberry, Rebekah Reasor and Stacy McIntyre**

Nov. 23	Iowa	68-74	Lost	(H)
Nov. 26	Miami (Ohio)	90-60	Won	(H)
Nov. 29	Wichita State *	79-58	Won	(H)
Nov. 30	Houston *	70-76	Lost	(H)
Dec. 3	South Carolina	75-63	Won	(A)
Dec. 6	St. John's **	83-77	Won	(N)
Dec. 7	Kansas **	51-62	Lost	(A)
Dec. 11	Western Kentucky	67-66	Won	(A)
Dec. 14	George Washington	62-71	Lost	(A)
Dec. 28	Holy Cross ***	87-69	Won	(N)
Dec. 29	St. John's ***	64-73	Lost	(N)
Dec. 31	Connecticut	53-81	Lost	(A)
Jan. 4	Mississippi State	75-52	Won	(H)
Jan. 7	Ohio State	94-101	Lost	(A)
Jan. 11	Georgia	65-83	Lost	(A)
Jan. 14	Cincinnati	82-72	Won	(H)
Jan. 19	Auburn	51-47	Won	(A)
Jan. 24	Arkansas	75-74 (OT)	Won	(H)
Jan. 28	Butler	97-75	Won	(H)
Feb. 1	Alabama	72-78	Lost	(A)
Feb. 5	Morehead State	79-58	Won	(H)
Feb. 8	Tennessee	52-77	Lost	(H)
Feb. 12	Vanderbilt	67-93	Lost	(A)
Feb. 16	LSU	71-55	Won	(H)
Feb. 19	Louisville	81-71	Won	(H)
Feb. 23	Ole Miss	69-82	Lost	(H)
Feb. 29	Florida	73-77	Lost	(A)

March 6	Arkansas ****	79-63	Won	(N)
March 7	Alabama ****	95-87	Won	(N)
March 8	Tennessee ****	80-94	Lost	(N)
* Lady Kat Invitational Tournament (Lexington, Ky.)				
** Kansas Dial Classic (Lawrence, Kan.)				
*** St. John's Cahill Invitational (Jamaica, N.Y.)				
**** SEC Tournament (Albany, Ga.)				

### 1990-91

**Coach: Sharon Fanning**

**Record: 20-9 (4-5 SEC)**

**Captains: Tracye Davis, Kristi Cushenberry and Stacy McIntyre**

Nov. 23	Kent State *	114-83	Won	(H)
Nov. 24	Duquesne *	101-56	Won	(H)
Nov. 26	Northern Kentucky	97-79	Won	(H)
Nov. 28	Ohio State	107-73	Won	(H)
Dec. 2	Indiana	64-80	Lost	(A)
Dec. 5	Miami (Ohio)	72-68	Won	(H)
Dec. 7	Bradley	103-75	Won	(H)
Dec. 15	Dayton !	95-68	Won	(H)
Dec. 17	Eastern Illinois	82-48	Won	(H)
Dec. 19	Marquette	86-60	Won	(A)
Dec. 29	Northeast Louisiana **	73-66	Won	(N)
Dec. 30	Indiana **	78-71	Won	(N)
Jan. 2	Pepperdine	73-64	Won	(A)
Jan. 6	LSU	74-78	Lost	(A)
Jan. 12	Tennessee	70-80	Lost	(A)
Jan. 17	Louisville	63-70	Lost	(A)
Jan. 20	Vanderbilt	80-63	Won	(H)
Jan. 27	Alabama	65-72	Lost	(H)
Jan. 30	Auburn	69-72	Lost	(H)
Feb. 1	Alabama-Birmingham	84-55	Won	(H)
Feb. 3	Georgia	71-87	Lost	(H)
Feb. 6	Morehead State	83-67	Won	(A)
Feb. 9	Mississippi State	75-64	Won	(A)
Feb. 13	Cincinnati	82-50	Won	(A)
Feb. 16	Ole Miss	87-81	Won	(A)
Feb. 21	Eastern Kentucky	79-71	Won	(A)
Feb. 23	Florida	67-65	Won	(H)
March 2	LSU ***	76-96	Lost	(N)
March 13	James Madison ****	62-70	Lost	(N)

\* Lady Kat Invitational Tournament (Lexington, Ky.)  
 \*\* Nevada-Reno New Year's Classic (Reno, Nevada)  
 \*\*\* SEC Tournament (Albany, Ga.)  
 \*\*\*\* NCAA Tournament First Round (East Region - Harrisonburg, Va.)  
 ! - Played in Rupp Arena

### 1989-90

**Coach: Sharon Fanning**

**Record: 23-8 (3-6 SEC)**

**Captain: Vanessa Foster-Sutton**

**Co-Captains: Malinka Salhi, Lisa Ellis and Kris Miller**

Nov. 24	Kentucky State *	121-44	Won	(H)
Nov. 25	Missouri *	102-84	Won	(H)
Nov. 28	Ohio State	86-89 (3OT)	Lost	(A)
Nov. 30	Miami (Ohio)	61-56	Won	(A)
Dec. 2	Marquette	96-68	Won	(H)
Dec. 4	Indiana !	76-48	Won	(H)
Dec. 8	Michigan State **	89-72	Won	(A)
Dec. 9	Miami (Fla.) **	80-71	Won	(N)
Dec. 17	Central Florida	102-58	Won	(A)
Dec. 20	Stetson	93-58	Won	(A)
Dec. 30	Dayton	88-58	Won	(A)
Jan. 3	Cincinnati	79-45	Won	(H)

Jan. 7	Vanderbilt	70-79	Lost	(A)
Jan. 11	LSU	79-80 (OT)	Lost	(H)
Jan. 15	Mississippi State	86-61	Won	(H)
Jan. 17	Southern Utah	98-39	Won	(H)
Jan. 22	Tennessee	60-76	Lost	(H)
Jan. 27	Ole Miss !	64-71	Lost	(H)
Jan. 31	Eastern Kentucky	80-59	Won	(H)
Feb. 3	Georgia	75-78	Lost	(A)
Feb. 5	Alabama-Birmingham	81-71	Won	(A)
Feb. 10	Florida	84-70	Won	(A)
Feb. 15	Louisville	83-68	Won	(H)
Feb. 17	Alabama	74-58	Won	(A)
Feb. 20	Morehead State	106-71	Won	(H)
Feb. 24	Auburn	60-68	Lost	(A)
Feb. 27	Middle Tennessee	72-56	Won	(H)
March 2	Florida***	54-70	Lost	(N)
March 22	Maine****	76-66	Won	(N)
March 23	Miami (Fla.) ****	80-68	Won	(N)
March 24	Toledo ****	85-76	Won	(N)

\* Lady Kat Invitational Tournament (Lexington, Ky.)  
 \*\* Michigan State Holiday Classic (East Lansing, Mich.)  
 \*\*\* SEC Tournament (Albany, Ga.)  
 \*\*\*\* NWIT (Amarillo, Texas)  
 ! - Played in Rupp Arena

### 1988-89

**Coach: Sharon Fanning**

**Record: 12-16 (3-6 SEC)**

**Captains: Jodie Whitaker and Pam Shrum**

Nov. 25	American University *	84-46	Won	(H)
Nov. 26	Radford *	89-83	Won	(H)
Nov. 29	Ohio State	80-82	Lost	(H)
Dec. 3	Ohio	77-80	Lost	(A)
Dec. 6	Dayton	72-59	Won	(H)
Dec. 10	Indiana	71-83	Lost	(A)
Dec. 18	Illinois	71-84	Lost	(A)
Dec. 20	Cincinnati	58-61	Lost	(A)
Dec. 30	Austin Peay	95-57	Won	(H)
Jan. 3	Morehead State	70-74	Lost	(A)
Jan. 6	Vanderbilt	74-68	Won	(H)
Jan. 8	Middle Tennessee	68-66	Won	(A)
Jan. 11	Eastern Kentucky	83-77 (OT)	Won	(A)
Jan. 13	Marshall	72-61	Won	(H)
Jan. 16	Kentucky State	92-53	Won	(H)
Jan. 18	Louisville	77-73	Won	(A)
Jan. 21	Tennessee	57-101	Lost	(A)
Jan. 24	Western Kentucky	75-79	Lost	(H)
Jan. 28	Ole Miss	52-70	Lost	(A)
Jan. 31	Mississippi State	54-64	Lost	(A)
Feb. 4	Georgia	70-92	Lost	(H)
Feb. 7	Tennessee Tech	68-88	Lost	(A)
Feb. 11	Florida	97-90	Won	(H)
Feb. 14	LSU	72-86	Lost	(A)
Feb. 17	Alabama	89-75	Won	(H)
Feb. 19	Virginia Tech	66-75	Lost	(A)
Feb. 25	Auburn	70-89	Lost	(H)
March 3	Florida **	64-67	Lost	(N)

\* Lady Kat Invitational Tournament (Lexington, Ky.)  
 \*\* SEC Tournament (Albany, Ga.)



# ALL-TIME RESULTS

## 1987-88

**Coach: Sharon Fanning**

**Record: 14-15 (0-9 SEC)**

**Captains: Belitta Croley, Monique Tarantini and Michele Pennie**

Nov. 27	Louisville *	98-77	Won	(H)
Nov. 28	East Carolina *	93-75	Won	(H)
Dec. 1	Eastern Kentucky	96-79	Won	(H)
Dec. 7	Tennessee Tech	78-69	Won	(H)
Dec. 9	Indiana	75-68	Won	(H)
Dec. 11	Western Kentucky	56-80	Lost	(A)
Dec. 20	Morehead State	101-83	Won	(H)
Dec. 28	Ohio	98-85	Won	(H)
Dec. 30	Cincinnati	67-60	Won	(H)
Jan. 4	Louisiana Tech	63-95	Lost	(A)
Jan. 7	Mississippi State	61-68	Lost	(H)
Jan. 10	Marshall	57-58	Lost	(A)
Jan. 13	Alabama	54-74	Lost	(A)
Jan. 16	Illinois State	78-84	Lost	(A)
Jan. 18	Belmont College	79-75	Won	(H)
Jan. 23	Florida	64-68	Lost	(A)
Jan. 28	Vanderbilt	68-83	Lost	(A)
Jan. 30	Tennessee State	88-70	Won	(A)
Feb. 2	Ole Miss	67-75	Lost	(H)
Feb. 5	Alabama-Birmingham	76-69	Won	(H)
Feb. 7	Georgia	70-86	Lost	(A)
Feb. 10	Dayton	58-68	Lost	(A)
Feb. 14	Auburn	57-93	Lost	(A)
Feb. 18	Tennessee	75-99	Lost	(H)
Feb. 23	LSU	74-88	Lost	(H)
Feb. 25	Middle Tennessee	76-68	Won	(H)
Feb. 29	Virginia Tech	80-79	Won	(H)
March 4	Vanderbilt**	75-67	Won	(N)
March 5	Tennessee**	66-100	Lost	(N)

\* Lady Kat Invitational (Lexington, Ky.)

\*\* SEC Tournament (Albany, Ga.)

## TERRY HALL

**Overall Record: 138-66 (1980-87)**

### 1986-87

**Coach: Terry Hall**

**Record: 17-11 (3-6 SEC)**

**Captains: Sandy Harding, Debbie Miller and Melanie Warren**

Nov. 28	Bowling Green State *	74-62	Won	(H)
Nov. 29	Illinois State *	78-70	Won	(H)
Dec. 3	Indiana	63-61	Won	(A)
Dec. 6	Miami (Fla.)	71-55	Won	(A)
Dec. 9	Eastern Kentucky	88-56	Won	(A)
Dec. 12	Ohio State	71-76	Lost	(H)
Dec. 14	Illinois	76-78	Lost	(H)
Dec. 20	Middle Tennessee State	79-68	Won	(A)
Dec. 29	Howard **	65-62	Won	(N)
Dec. 30	Duke **	63-68	Lost	(N)
Jan. 3	Louisiana Tech	63-64	Lost	(H)
Jan. 7	Morehead State	73-57	Won	(A)
Jan. 11	Tennessee	64-76	Lost	(A)
Jan. 15	Tennessee State	91-65	Won	(H)
Jan. 17	LSU	73-83	Lost	(A)
Jan. 21	Vanderbilt	74-71	Won	(H)
Jan. 23	Old Dominion	85-70	Won	(H)
Jan. 28	Ole Miss	64-72	Lost	(A)
Jan. 30	Mississippi State	61-81	Lost	(A)
Feb. 3	Auburn	53-72	Lost	(H)
Feb. 7	Alabama	89-80	Won	(H)
Feb. 14	Florida	83-76	Won	(H)
Feb. 18	Cincinnati	86-56	Won	(A)

Feb. 21	Louisville	70-48	Won	(A)
Feb. 24	Dayton	73-57	Won	(H)
Feb. 27	Georgia	64-73	Lost	(H)
March 4	Florida ***	75-53	Won	(N)
March 5	Georgia ***	64-67	Lost	(N)

\* Lady Kat Invitational (Lexington, Ky.)

\*\* St. John's Christmas Tournament (Jamaica, N.Y.)

\*\*\* SEC Tournament (Albany, Ga.)

## 1985-86

**Coach: Terry Hall**

**Record: 18-11 (4-5 SEC)**

**Captains: Leslie Nichols, Karen Mosley and Shelly Miller**

Nov. 22	Marshall	102-73	Won	(A)
Nov. 29	Cleveland State *	101-63	Won	(H)
Nov. 30	Middle Tennessee *	85-77	Won	(H)
Dec. 2	Morehead State	73-58	Won	(H)
Dec. 4	Southern Illinois	66-62	Won	(H)
Dec. 7	Illinois	74-78	Lost	(A)
Dec. 13	Indiana	60-68	Lost	(H)
Dec. 22	Western Michigan	84-60	Won	(H)
Dec. 30	Ohio State	70-66	Won	(A)
Jan. 2	Tennessee Tech	65-69 (OT)	Lost	(A)
Jan. 5	Eastern Kentucky	97-55	Won	(H)
Jan. 8	Ole Miss !	69-72	Lost	(H)
Jan. 10	Old Dominion	69-74	Lost	(A)
Jan. 14	Dayton	84-64	Won	(A)
Jan. 18	Florida	66-68	Lost	(A)
Jan. 21	Cincinnati	80-67	Won	(H)
Jan. 24	Tennessee	96-82	Won	(H)
Jan. 28	LSU	63-76	Lost	(H)
Jan. 31	Charleston	111-64	Won	(H)
Feb. 2	Auburn	91-90 (2OT)	Won	(A)
Feb. 5	Vanderbilt	79-70	Won	(A)
Feb. 8	Miami (Fla.)	108-53	Won	(H)
Feb. 12	Alabama	75-76	Lost	(A)
Feb. 14	Louisville	87-77	Won	(H)
Feb. 16	Mississippi State	66-54	Won	(H)
Feb. 23	Georgia	67-113	Lost	(A)
Feb. 26	Detroit	99-71	Won	(H)
March 1	LSU **	66-77	Lost	(N)
March 12	Drake ***	70-73	Lost	(A)

\* Lady Kat Dial Classic (Lexington, Ky.)

\*\* SEC Tournament (Athens, Ga.)

\*\*\* NCAA Tournament (Midwest Region - Des Moines, Iowa)

! - Played in Rupp Arena

## 1984-85

**Coach: Terry Hall**

**Record: 16-12 (3-5 SEC)**

**Captains: Leslie Nichols and Diane Stephens**

Nov. 20	Cincinnati	67-56	Won	(H)
Nov. 24	Morehead State *	77-66	Won	(H)
Nov. 25	West Virginia *	70-63	Won	(H)
Nov. 27	Ohio State !	74-61	Won	(H)
Nov. 29	Miami (Ohio)	76-60	Won	(A)
Dec. 1	South Carolina	75-63	Won	(H)
Dec. 7	Indiana	64-65	Lost	(A)
Dec. 11	National College	83-46	Won	(A)
Dec. 21	Illinois	77-60	Won	(H)
Dec. 28	N.C. State **	78-69	Won	(A)
Dec. 29	#1 Old Dominion **	59-66	Lost	(N)
Jan. 5	Vanderbilt	58-57	Won	(A)
Jan. 9	Dayton	69-61	Won	(H)
Jan. 13	#1 Old Dominion	63-64	Lost	(H)
Jan. 15	Detroit-Mercy	76-59	Won	(H)

Jan. 19	Louisville	63-67	Lost	(A)
Jan. 23	Tennessee	76-72 (OT)	Won	(A)
Jan. 26	Florida	64-69	Lost	(A)
Jan. 29	Georgia	61-57	Won	(H)
Feb. 1	New Orleans	81-86	Lost	(A)
Feb. 3	Ole Miss	56-82	Lost	(A)
Feb. 6	Tennessee Tech	87-75	Won	(H)
Feb. 8	Marshall	95-80	Won	(H)
Feb. 13	Tennessee	66-77	Lost	(H)
Feb. 15	Florida	54-57	Lost	(H)
Feb. 17	Georgia	65-87	Lost	(A)
Feb. 20	Vanderbilt	73-78	Lost	(H)
Feb. 23	Mississippi State ***	55-58	Lost	(H)

\* Lady Kat Dial Classic (Lexington, Ky.)

\*\* C.Q. Data Systems Tournament at N.C. State (Raleigh, N.C.)

\*\*\* SEC Tournament (Campus Sites - Lexington, Ky.)

! - Played in Rupp Arena

## 1983-84

**Coach: Terry Hall**

**Record: 15-13 (2-6 SEC)**

**Captains: Lisa Collins and Lynnette Lewis**

Nov. 22	Cincinnati	77-84	Lost	(A)
Nov. 26	Eastern Kentucky *	77-67	Won	(H)
Nov. 27	Valdosta State *	89-69	Won	(H)
Dec. 2	Ohio State	73-68	Won	(A)
Dec. 6	Indiana	58-54	Won	(H)
Dec. 10	South Carolina	77-69	Won	(A)
Dec. 20	Alabama	49-78	Lost	(H)
Dec. 22	Florida	64-68	Lost	(H)
Dec. 28	Detroit-Mercy	107-102 (2OT)	Won	(A)
Jan. 4	Nebraska	86-90	Lost	(H)
Jan. 7	Georgia	68-69	Lost	(H)
Jan. 9	Middle Tennessee	68-74	Lost	(H)
Jan. 17	Rutgers	74-45	Won	(H)
Jan. 20	Dayton	77-59	Won	(H)
Jan. 22	Vanderbilt	74-77	Lost	(A)
Jan. 25	Tennessee	63-75	Lost	(H)
Jan. 28	Old Dominion	72-81	Lost	(A)
Jan. 30	New Orleans	85-68	Won	(H)
Feb. 1	Ole Miss	69-59	Won	(H)
Feb. 3	Florida	76-61	Won	(A)
Feb. 5	Georgia	61-87	Lost	(A)
Feb. 12	Tennessee	65-67	Lost	(A)
Feb. 15	DePaul	77-63	Won	(H)
Feb. 18	Auburn	63-83	Lost	(A)
Feb. 20	Vanderbilt	89-70	Won	(H)
Feb. 22	National College	109-46	Won	(H)
Feb. 25	Louisville	94-83	Won	(H)
March 3	LSU **	81-91	Lost	(N)

\* Lady Kat Dial Classic (Lexington, Ky.)

\*\* SEC Tournament (Athens, Ga.)

## Japan

### Summer 1983 • 5-1

W, 61-58 vs. Japan National (Tokyo)  
 W, 59-51 vs. Japan National (Kyoto)  
 W, 70-54 vs. Japan National (Nagoya)  
 W, 76-75 (OT) vs. Japan National (Kobe)  
 W, 58-53 vs. Japan National (Shizouka)  
 L, 59-66 vs. Japan National (Yokohama)



## ALL-TIME RESULTS

### 1982-83

**Coach: Terry Hall**

**Record: 23-5 (6-2 SEC)**

**Captains: Valerie Still, Patty Jo Hedges and Lea Wise**

Nov. 27	Cincinnati	84-76	Won	(H)
Dec. 2	Ohio State	73-60	Won	(H)
Dec. 5	Miami (Ohio)	90-61	Won	(H)
Dec. 8	Indiana	85-72	Won	(A)
Dec. 11	East Tennessee	97-52	Won	(H)
Dec. 19	Charleston	106-81	Won	(H)
Dec. 21	Florida	71-66	Won	(H)
Jan. 3	Memphis State	71-75	Lost	(A)
Jan. 6	Middle Tennessee	73-68	Won	(H)
Jan. 10	Tennessee Tech	102-67	Won	(H)
Jan. 14	South Florida *	93-65	Won	(H)
Jan. 15	Arkansas *	77-43	Won	(H)
Jan. 18	Alabama	104-77	Won	(A)
Jan. 20	Louisville	79-66	Won	(A)
Jan. 23	Vanderbilt	106-85	Won	(A)
Jan. 26	DePaul	72-48	Won	(A)
Jan. 30	Georgia	66-59 (OT)	Won	(H)
Feb. 2	South Carolina	89-77	Won	(H)
Feb. 5	Old Dominion	80-66	Won	(H)
Feb. 9	Tennessee	85-95	Lost	(H)
Feb. 12	Vanderbilt	80-71	Won	(H)
Feb. 16	Rutgers	89-80	Won	(A)
Feb. 18	Auburn	77-55	Won	(H)
Feb. 20	Georgia	81-99	Lost	(A)
Feb. 22	Florida	78-68	Won	(A)
Feb. 27	Tennessee	81-69	Won	(A)
March 3	Auburn **	70-85	Lost	(N)
March 18	Indiana ***	76-87	Lost	(N)

\* Lady Kat Invitational (Lexington, Ky.)

\*\* SEC Tournament (Knoxville, Tenn.)

\*\*\* NCAA Tournament First Round  
(Midwest Region - Lexington, Ky.)

### Japan

#### July 1982 • 5-1

W, 76-63 vs. Unitika (Tokyo)

W, 66-54 vs. Chanson (Nagoya)

W, 71-47 vs. Japan National B Team (Kobe)

W, 74-53 vs. Japan National A Team (Hammamatsu)

L, 62-70 vs. Kyodo Oil (Funabashi)

W, 77-59 vs. Japan National A Team (Odawara)

### 1981-82

**SEC Champions**

**Coach: Terry Hall**

**Record: 24-8**

**Captains: Patty Jo Hedges and Tayna Fogle**

Nov. 30	UT-Chattanooga	82-51	Won	(H)
Dec. 4	N.C. State *	67-77	Lost	(N)
Dec. 5	Seton Hall *	90-62	Won	(A)
Dec. 8	Indiana !	83-68	Won	(H)
Dec. 10	Vanderbilt	84-61	Won	(H)
Dec. 12	Ohio State	69-75	Lost	(A)
Dec. 21	UCLA	83-72	Won	(H)
Dec. 31	Florida	97-61	Won	(H)
Jan. 3	Georgia	62-59	Won	(H)
Jan. 5	East Carolina	78-67	Won	(H)
Jan. 7	Indiana State	87-43	Won	(H)
Jan. 9	Tennessee Tech	72-55	Won	(A)
Jan. 15	Cincinnati **	79-66	Won	(H)
Jan. 16	Southern Illinois **	74-56	Won	(H)
Jan. 20	Old Dominion	68-91	Lost	(A)

Jan. 23	Michigan	98-71	Won	(H)
Jan. 26	Vanderbilt	86-76	Won	(A)
Jan. 28	Tennessee	76-81	Lost	(A)
Jan. 31	Memphis State	69-70	Lost	(H)
Feb. 4	Georgia State	86-65	Won	(A)
Feb. 6	Georgia	77-76	Won	(A)
Feb. 9	National College	94-65	Won	(H)
Feb. 13	South Carolina	81-91	Lost	(A)
Feb. 18	Tennessee	61-65	Lost	(H)
Feb. 20	Florida	89-87	Won	(A)
Feb. 23	Louisville	84-80	Won	(H)
Feb. 26	Alabama ***	82-76	Won	(H)
Feb. 27	LSU ***	85-71	Won	(H)
Feb. 28	Tennessee ***	80-74	Won	(H)
March 14	Illinois ****	88-80	Won	(H)
March 18	South Carolina *****	73-69	Won	(N)
March 20	Louisiana Tech *****	60-82	Lost	(A)

\* Detroit Classic Tournament (Detroit, Mich.) - Calihan Hall

\*\* Lady Kat Invitational (Lexington, Ky.)

\*\*\* SEC Tournament (Lexington, Ky.)

\*\*\*\* NCAA First Round (Lexington, Ky.)

\*\*\*\*\* NCAA Midwest Regionals (Ruston, La.)

! - Played in Rupp Arena

### 1980-81

**Coach: Terry Hall**

**Record: 25-6**

**Captains: Liz Lukschu, Maria Donhoff and Valerie Still**

Dec. 1	Charleston	94-57	Won	(H)
Dec. 4	Cincinnati	76-66	Won	(H)
Dec. 6	Indiana	93-62	Won	(A)
Dec. 10	Murray State	72-63	Won	(A)
Dec. 13	Carson-Newman !	93-54	Won	(H)
Jan. 1	Morehead State	84-64	Won	(H)
Jan. 3	Murray State	81-54	Won	(H)
Jan. 6	Northern Kentucky	82-69	Won	(H)
Jan. 8	Louisville	88-66	Won	(A)
Jan. 11	Rutgers	67-69 (OT)	Lost	(A)
Jan. 13	Western Kentucky	77-70	Won	(A)
Jan. 16	James Madison *	72-54	Won	(H)
Jan. 17	Indiana State *	93-80	Won	(H)
Jan. 22	UT-Chattanooga	88-64	Won	(H)
Jan. 24	South Carolina	70-65 (OT)	Won	(H)
Jan. 27	Eastern Kentucky	79-62	Won	(A)
Jan. 30	Mississippi State **	106-82	Won	(N)
Jan. 31	Auburn **	66-70	Lost	(N)
Feb. 1	Georgia **	62-73	Lost	(N)
Feb. 3	Eastern Kentucky	74-60	Won	(H)
Feb. 6	Tennessee	65-81	Lost	(A)
Feb. 10	Northern Kentucky	88-75	Won	(A)
Feb. 14	Louisville	83-59	Won	(H)
Feb. 16	Western Kentucky	95-72	Won	(H)
Feb. 21	Morehead State	66-51	Won	(A)
March 2	Marshall	100-60	Won	(H)
March 10	N.C. State ***	75-74 (OT)	Won	(H)
March 13	Tennessee ***	49-58	Lost	(N)
March 14	South Carolina ***	87-69	Won	(N)
March 18	Syracuse ****	87-63	Won	(H)
March 21	Maryland *****	82-83	Lost	(A)

\* Lady Kat Invitational (Lexington, Ky.)

\*\* SEC Tournament (Baton Rouge, La.)

\*\*\* AIAW Region II Tournament \*\*\*\* AIAW Championships

! - Played in Rupp Arena

### DEBBIE YOW

**Overall Record: 79-40 (1976-80)**

### 1979-80

**Coach: Debbie Yow**

**Record: 24-5**

**Captains: Team**

Dec. 1	Cincinnati	81-45	Won	(A)
Dec. 8	Carson-Newman !	96-58	Won	(H)
Dec. 11	Louisville	76-57	Won	(A)
Dec. 15	Indiana !	102-52	Won	(H)
Dec. 17	Eastern Kentucky	100-77	Won	(H)
Jan. 3	South Carolina	61-84	Lost	(A)
Jan. 5	South Carolina State	87-72	Won	(A)
Jan. 9	Northern Kentucky	79-63	Won	(A)
Jan. 12	Rutgers !	97-78	Won	(H)
Jan. 14	Western Kentucky	99-43	Won	(H)
Jan. 18	Georgia *	82-61	Won	(H)
Jan. 19	Mississippi State *	86-68	Won	(H)
Jan. 22	Morehead State	86-67	Won	(H)
Jan. 27	Ohio State	90-59	Won	(H)
Jan. 29	Eastern Kentucky	92-60	Won	(H)
Jan. 31	Murray State	95-59	Won	(H)
Feb. 2	Tennessee	83-91 (OT)	Lost	(H)
Feb. 8	Alabama **	77-69	Won	(N)
Feb. 9	Ole Miss **	62-79	Lost	(N)
Feb. 10	Auburn **	88-59	Won	(N)
Feb. 12	Northern Kentucky	62-61	Won	(H)
Feb. 16	Louisville	83-64	Won	(H)
Feb. 20	Morehead State	90-79	Won	(A)
Feb. 23	Western Kentucky	82-64	Won	(A)
Feb. 25	Murray State	76-67	Won	(A)
Feb. 29	Louisville ***	85-54	Won	(H)
March 1	Morehead State ***	80-61	Won	(H)
March 6	N.C. State ****	63-71	Lost	(A)
March 12	Oregon ****	81-86	Lost	(A)

\* Lady Kat Invitational Tournament (1st) (Lexington, Ky.)

\*\* SEC Championship (Knoxville, Tenn.)

\*\*\* KWIC State Championship (1st) (Lexington, Ky.)

\*\*\*\* AIAW National Championship

! - Played in Rupp Arena

### 1978-79

**Coach: Debbie Yow**

**Record: 13-16**

**Captains: Linda Edelman, Debbie Mack and Debra Oden**

Nov. 17	Middle Tennessee *	87-90	Lost	(A)
Nov. 18	Miss. U. for Women	76-81 (OT)	Lost	(N)
Nov. 28	Cincinnati	94-47	Won	(H)
Dec. 2	Ohio State	70-59	Won	(A)
Dec. 6	Murray State	86-68	Won	(A)
Dec. 11	Morehead State	76-83	Lost	(H)
Dec. 15	Florida ***	80-69	Won	(H)
Dec. 16	Dayton ***	65-72	Lost	(H)
Dec. 19	Northern	53-71	Lost	(H)
Jan. 5	Eastern Kentucky	73-52	Won	(H)
Jan. 8	Louisville	49-51	Lost	(A)
Jan. 10	South Carolina	41-66	Lost	(H)
Jan. 13	Alabama	70-83	Lost	(A)
Jan. 15	Mississippi State	52-67	Lost	(A)
Jan. 20	Tennessee	66-64	Won	(H)
Jan. 22	Eastern Kentucky	76-54	Won	(A)
Jan. 24	Western Kentucky	66-67	Lost	(H)
Jan. 28	Old Dominion	65-81	Lost	(H)
Jan. 30	Northern Kentucky	72-71	Won	(A)
Feb. 3	Murray State	82-72	Won	(H)
Feb. 6	Louisville	67-68	Lost	(H)





# ALL-TIME RESULTS

Feb. 10	Detroit !	80-61	Won	(H)
Feb. 13	Indiana	59-53	Won	(A)
Feb. 17	Tennessee	51-89	Lost	(A)
Feb. 21	Western Kentucky	62-58 (OT)	Won	(A)
Feb. 24	Morehead State	69-86	Lost	(A)
March 1	Murray State ****	82-59	Won	(N)
March 2	Northern Kentucky ****	69-71	Lost	(N)
March 3	Louisville ****	65-61	Lost	(N)

\* Middle Tennessee State Tournament

\*\*\* Lady Kat Invitational Tournament (Lexington, Ky.)

\*\*\*\* Kentucky Women's Intercollegiate Conference State Tournament (Bowling Green, Ky.)

! - Played in Rupp Arena

## 1977-78

**Coach: Debbie Yow**

**Record: 23-12**

**Captain: Pam Browning**

Nov. 17	Memphis State *	101-94	Won	(N)
Nov. 18	Miss. U. for Women *	78-75	Won	(N)
Nov. 19	Middle Tennessee	82-80	Won	(A)
Nov. 29	Northern Kentucky	83-65	Won	(A)
Nov. 30	Ohio State	58-70	Lost	(H)
Dec. 3	Eastern Kentucky	79-73	Won	(A)
Dec. 5	Tennessee Tech	69-89	Lost	(A)
Dec. 13	Murray State	102-64	Won	(H)
Dec. 17	Morehead State	72-73	Lost	(A)
Dec. 19	Louisville	94-88 (OT)	Won	(A)
Dec. 21	Dayton	98-64	Won	(H)
Jan. 6	#7 UCLA **	72-97	Lost	(N)
Jan. 7	North Carolina **	65-73	Lost	(N)
Jan. 11	Louisville	85-72	Won	(H)
Jan. 15	#17 Immaculata	74-64	Won	(H)
Jan. 19	Alabama ***	62-66 (OT)	Lost	(H)
Jan. 20	Indiana ***	73-34	Won	(H)
Jan. 25	Eastern Kentucky	85-73	Won	(H)
Jan. 28	#3 Tennessee	90-92 (2OT)	Lost	(H)
Jan. 30	Western Kentucky	82-84	Lost	(A)
Feb. 1	Marshall	93-43	Won	(H)
Feb. 8	Western Kentucky	73-52	Won	(H)
Feb. 11	Northern Kentucky	79-72	Won	(H)
Feb. 16	Murray State	79-58	Won	(A)
Feb. 21	Tennessee Tech	81-72	Won	(H)
Feb. 23	Morehead State	75-68	Won	(H)
Feb. 25	Tennessee	66-69	Lost	(A)
March 3	Morehead State ****	84-76	Won	(H)
March 5	Western Kentucky ****	61-49	Won	(H)
March 9	East Carolina *****	81-65	Won	(N)
March 10	Tennessee *****	60-76	Lost	(N)
March 11	Old Dominion *****	66-82	Lost	(N)
March 16	Kansas \$	92-87 (2OT)	Won	(N)
March 17	Texas \$	60-75	Lost	(N)
March 18	Cal St. Lg Bch \$	79-69	Won	(N)

\* MTSU Tournament

\*\* at N.C. State

\*\*\* LKIT

\*\*\*\* State

\*\*\*\*\* AIAW Region II (Chapel Hill, S.C.) \$NWIT (Amarillo, Texas)

## 1976-77

**Coach: Debbie Yow**

**Record: 19-7**

**Captains: Ceal Barry and Pam Browning**

Nov. 13	Tennessee	53-107	Lost	(A)
Nov. 22	Belmont	76-65	Won	(A)
Nov. 29	Northern Kentucky !	60-58	Won	(H)

Dec. 1	Morris Harvey	78-70	Won	(A)
Dec. 4	#2 Tennessee Tech	72-70	Won	(H)
Dec. 6	#18 Indiana	58-57	Won	(A)
Dec. 8	Marshall	65-58	Won	(A)
Dec. 17	Belhaven *	56-74	Lost	(N)
Dec. 17	Indiana *	57-46	Won	(N)
Dec. 18	Pittsburgh *	74-67	Won	(N)
Dec. 18	Central Missouri *	74-67	Won	(N)
Jan. 7	Tennessee	57-82	Lost	(H)
Jan. 15	Dayton	69-66	Won	(A)
Jan. 21	UT-Chattanooga **	75-58	Won	(N)
Jan. 22	UT-Martin **	63-56	Won	(N)
Jan. 22	Tennessee Tech **	69-92	Lost	(A)
Jan. 25	Morehead State	76-68	Won	(A)
Jan. 29	Louisville	45-60	Lost	(A)
Feb. 11	Western Kentucky	76-66	Won	(H)
Feb. 14	Northern Kentucky	83-89	Lost	(H)
Feb. 21	Mt. St. Joe	85-64	Won	(H)
Feb. 22	Morehead State	84-73	Won	(H)
Feb. 24	Louisville	92-73	Won	(H)
March 3	Louisville ***	85-61	Won	(H)
March 4	Western Kentucky ***	63-71	Lost	(H)
March 5	Eastern Kentucky ***	91-79	Won	(H)

\*Miss. College for Women Invitational (Columbus, Miss.)

\*\*Tennessee Tech Tournament (Cookeville, Tenn.)

\*\*\*Kentucky Women's Intercollegiate Conference Tournament

! Played at Rupp Arena

## SUE FEAMSTER

**Overall Record: 64-39 (1971-76)**

### 1975-76

**Coach: Sue Feamster**

**Record: 13-12**

**Captains: Team**

Dec. 6	Tennessee Tech	71-79	Lost	(A)
Dec. 10	Marshall	57-56	Won	(H)
Dec. 13	W. Va. AAU	50-40	Won	(H)
Dec. 15	Louisville	75-37	Won	(A)
Dec. 16	Northern Kentucky	55-56	Lost	(A)
Dec. 18	Florida Gulf Coast *	79-77 (2OT)	Won	(N)
Dec. 19	Delta State *	40-89	Lost	(N)
Dec. 19	Anderson College *	71-81	Lost	(N)
Dec. 20	Ohio State	60-56	Won	(A)
Jan. 12	Edinboro	72-78	Lost	(H)
Jan. 16	Western Kentucky	39-74	Lost	(A)
Jan. 17	Morehead State	104-63	Won	(H)
Jan. 23	Tennessee **	67-70	Lost	(N)
Jan. 24	Austin Peay **	76-61	Won	(N)
Jan. 30	Dayton	63-49	Won	(H)
Jan. 31	Mt. St. Joe	53-50	Won	(A)
Feb. 2	Morehead	75-60	Won	(A)
Feb. 6	Bellarmine ***	72-52	Won	(A)
Feb. 7	Eastern Kentucky ***	54-70	Lost	(A)
Feb. 14	Eastern Kentucky	51-76	Lost	(H)
Feb. 16	Ohio State	50-70	Lost	(A)
Feb. 21	Belmont	60-75	Lost	(H)
Feb. 26	Louisville AAU	64-35	Won	(H)
March 3	Louisville *****	75-59	Won	(H)
March 4	Western Kentucky *****	69-71	Lost	(H)

\*Christmas Tournament (Miss. University for Women; Columbus, Miss.)

\*\*Tennessee Tech Tournament

\*\*\*Louisville Classic

\*\*\*\*\*Kentucky Women's Intercollegiate Conf. Tourn.

## 1974-75

**Coach: Sue Feamster**

**Record: 16-9**

Dec. 3	Lexington Merchants	71-25	W
Dec. 6	AAU Pavers	78-41	W
Dec. 9	AAU Presby. Church	40-42	L
Dec. 13	AAU Pavers	61-39	W
Jan. 10	Bellarmine	83-32	W
Jan. 11	Louisville	57-40	W
Jan. 14	Northern	68-56	W
Jan. 18	Dayton	52-46	W (A)
Jan. 22	Tennessee Tech	Forfeit	W
Jan. 24	Indiana	57-88	L
Jan. 29	Eastern Kentucky	54-63	L
Jan. 31	Mt. Saint Joseph	72-39	W
Feb. 1	Australian National	40-119	L
Feb. 2	Ohio State	66-77	L
Feb. 5	Marshall	62-45	W
Feb. 10	Morehead State	58-41	W
Feb. 11	Eastern Kentucky	54-74	L
Feb. 14	Middle Tennessee	53-52	W
Feb. 15	Miss. St. Co. for Women	42-80	L
Feb. 24	UT-Chattanooga	67-59	W
Feb. 28	Morehead State *	71-40	W
Feb. 29	Murray State *	47-45	W
Feb. 29	Eastern Kentucky	49-62	L
March 5	Union #	80-66	W
March 5	Tennessee Tech #	68-84	L

\*KWIC State

# Regional II



# RECORDS VS. MAJOR CONFERENCES

## American Conference

Central Florida	2-0
Cincinnati	19-6
Connecticut	1-4
East Carolina	3-0
Houston	0-2
Memphis	3-4
South Florida	3-0
Southern Methodist	0-0
Temple	1-1
Tulane	0-0
Tulsa	0-0
Wichita State	2-0
<b>Total</b>	<b>34-17</b>

## America East

Albany	1-0
Binghamton	n/a
Hartford	n/a
Maine	1-0
UMBC	n/a
UMass Lowell	n/a
New Hampshire	1-0
Stony Brook	n/a
Vermont	n/a
<b>Total</b>	<b>3-0</b>

## Atlantic 10

Davidson	n/a
Dayton	13-4
Duquesne	2-0
Fordham	n/a
George Mason	n/a
George Washington	1-2
La Salle	n/a
Massachusetts	2-0
Rhode Island	1-0
Richmond	n/a
St. Bonaventure	n/a
St. Joseph's	n/a
Saint Louis	n/a
VCU	1-1
<b>Total</b>	<b>20-7</b>

## Atlantic Coast

Boston College	n/a
Clemson	0-1
Duke	2-6
Florida State	1-0
Georgia Tech	n/a
Louisville	34-22
Miami	6-2
North Carolina	1-5
NC State	2-4
Notre Dame	1-1
Pitt	1-0
Syracuse	3-0
Virginia	2-0
Virginia Tech	1-1
Wake Forest	1-1
<b>Total</b>	<b>55-43</b>

## Atlantic Sun

Florida Gulf Coast	1-1
Jacksonville	n/a
Kennesaw State	n/a
Lipscomb	2-0
NJIT	n/a
North Florida	n/a
USC Upstate	2-0
Stetson	3-0
<b>Total</b>	<b>8-1</b>

## Big 12

Baylor	2-3
Iowa State	n/a
Kansas	2-1
Kansas State	1-0
Oklahoma	3-1
Oklahoma State	0-1
Texas	0-2
Texas Christian	n/a
Texas Tech	n/a

West Virginia	2-1
<b>Total</b>	<b>10-9</b>

## Big East

Butler	4-0
Creighton	n/a
DePaul	4-1
Georgetown	2-0
Marquette	2-1
Providence	n/a
Saint John's	1-0
Seton Hall	2-1
Villanova	1-0
Xavier	1-6
<b>Total</b>	<b>17-9</b>

## Big Sky

Eastern Washington	n/a
Idaho	n/a
Idaho State	1-0
Montana	1-0
Montana State	n/a
North Dakota	n/a
Northern Arizona	n/a
Northern Colorado	n/a
Portland State	n/a
Sacramento State	1-0
Southern Utah	n/a
Weber State	n/a
<b>Total</b>	<b>3-0</b>

## Big South

Campbell	0-0
Charleston Southern	1-0
Gardner-Webb	1-0
High Point	3-0
Liberty	2-1
Longwood	1-0
Presbyterian	0-0
Radford	2-0
UNC Asheville	3-0
Winthrop	2-0
<b>Total</b>	<b>15-1</b>

## Big Ten

Illinois	2-4
Indiana	14-12
Iowa	0-2
Maryland	0-1
Michigan	1-3
Michigan State	2-3
Minnesota	0-1
Nebraska	2-2
Northwestern	2-1
Ohio State	9-14
Penn State	n/a
Purdue	0-2
Rutgers	3-2
Wisconsin	0-2
<b>Total</b>	<b>35-49</b>

## Big West

Cal Poly	n/a
CSU Fullerton	n/a
CSU Northridge	1-0
Hawaii	1-1
Long Beach State	1-0
UC Davis	n/a
UC Irvine	n/a
UC Riverside	n/a
UC Santa Barbara	3-0
<b>Total</b>	<b>6-1</b>

## Colonial Athletic

Charleston	3-0
Delaware	1-1
Drexel	n/a
Elon	n/a
Hofstra	1-0
James Madison	2-1
Northeastern	2-0
Towson	n/a
UNC Wilmington	n/a

William & Mary	1-0
<b>Total</b>	<b>10-2</b>

## Conference USA

Charlotte	1-1
Florida Atlantic	2-0
Florida International	2-0
Louisiana Tech	0-3
Marshall	15-2
Middle Tennessee	17-5
North Texas	n/a
Old Dominion	3-8
Rice	1-0
Southern Miss	3-0
UAB	4-0
UTEP	n/a
UTSA	n/a
Western Kentucky	15-14
<b>Total</b>	<b>63-33</b>

## Horizon League

Cleveland State	1-0
Detroit	8-0
Green Bay	1-0
Illinois Chicago	1-0
IUPUI	3-0
Northern Kentucky	12-4
Oakland	1-0
Valparaiso	n/a
Wisconsin-Milwaukee	n/a
Wright State	1-0
Youngstown	n/a
<b>Total</b>	<b>28-4</b>

## Ivy League

Brown	n/a
Columbia	n/a
Cornell	n/a
Dartmouth	n/a
Harvard	n/a
Penn	n/a
Princeton	1-0
Yale	1-0
<b>Total</b>	<b>1-0</b>

## Metro Atlantic Athletic

Canisius	n/a
Fairfield	n/a
Iona	n/a
Manhattan	n/a
Marist	3-0
Monmouth	n/a
Niagara	n/a
Quinnipiac	n/a
Rider	n/a
Saint Peter's	n/a
Siena	n/a
<b>Total</b>	<b>3-0</b>

## Mid-American

Akron	n/a
Ball State	1-0
Bowling Green	2-0
Buffalo	n/a
Central Michigan	2-0
Eastern Michigan	2-0
Kent State	2-0
Miami (OH)	16-2
Northern Illinois	n/a
Ohio	2-1
Toledo	2-1
Western Michigan	2-0
<b>Total</b>	<b>31-4</b>

## Mid-Eastern Athletic

Bethune-Cookman	n/a
Coppin State	n/a
Delaware State	1-0
Florida A&M	2-0
Hampton	1-0
Howard	1-0
Md.-Eastern Shore	n/a
Morgan State	n/a

Norfolk State	n/a
North Carolina A&T	2-0
North Carolina Central	n/a
Savannah State	n/a
South Carolina State	1-0
<b>Total</b>	<b>8-0</b>

## Missouri Valley

Bradley	3-0
Drake	0-1
Evansville	1-2
Illinois State	1-1
Indiana State	3-0
Loyola (Ill.)	0-0
Missouri State	0-0
Northern Iowa	0-0
Southern Illinois	4-0
<b>Total</b>	<b>12-4</b>

## Mountain West

Air Force	n/a
Boise State	n/a
Colorado State	n/a
Fresno State	n/a
Nevada	n/a
New Mexico	1-0
San Diego State	n/a
San Jose State	n/a
UNLV	n/a
Utah State	n/a
Wyoming	n/a
<b>Total</b>	<b>1-0</b>

## Northeast

Bryant	n/a
Central Connecticut	n/a
Fairleigh Dickinson	n/a
LIU Brooklyn	2-0
Mount St. Mary's (Md.)	1-0
Robert Morris	n/a
Sacred Heart	1-0
St. Francis (Pa.)	1-0
St. Francis (N.Y.)	n/a
Wagner	1-0
<b>Total</b>	<b>6-0</b>

## Ohio Valley

Austin Peay	6-0
Belmont	5-1
Eastern Illinois	2-0
Eastern Kentucky	22-6
Jacksonville State	1-0
Morehead State	32-4
Murray State	15-0
SEMO	n/a
SIU Edwardsville	n/a
Tennessee State	6-0
Tennessee Tech	9-6
Tennessee-Martin	5-0
<b>Total</b>	<b>103-17</b>

## Pacific 12

Arizona	n/a
Arizona State	1-1
California	1-1
Colorado	1-1
Oregon	0-1
Oregon State	1-0
Southern Cal	n/a
Stanford	n/a
UCLA	2-4
Utah	n/a
Washington	0-2
Washington State	3-0
<b>Total</b>	<b>9-10</b>

## Patriot League

American	1-0
Army	n/a
Boston U.	1-0
Bucknell	n/a
Colgate	n/a
Holy Cross	1-0

Lafayette	1-0
Lehigh	n/a
Loyola (Md.)	1-0
Navy	1-0
<b>Total</b>	<b>6-0</b>

## Southeastern

Alabama	34-17
Arkansas	25-14
Auburn	25-26
Florida	34-26
Georgia	21-38
LSU	17-34
Mississippi State	29-22
Missouri	9-4
Ole Miss	19-25
South Carolina	34-35
Tennessee	14-56
Texas A&M	5-7
Vanderbilt	26-30
<b>Total</b>	<b>293-334</b>

## Southern

East Tennessee State	2-1
Furman	1-0
Mercer	0-0
Samford	4-0
UNC Greensboro	0-0
UT Chattanooga	9-0
Virginia Military	0-0
Western Carolina	1-0
Wofford	2-0
<b>Total</b>	<b>19-1</b>

## Southland

Abilene Christian	n/a
Central Arkansas	n/a
Houston Baptist	n/a
Incarnate Word	n/a
Lamar	n/a
McNeese	2-0
New Orleans	1-1
Nicholls	1-0
Northwestern State	n/a
Sam Houston State	2-0
Southeastern La.	n/a
Stephen F. Austin	n/a
Texas A&M CC	n/a
<b>Total</b>	<b>6-1</b>

## Southwestern Athletic

Alabama A&M	2-0
Alabama State	2-0
Alcorn State	1-0
Arkansas-Pine Bluff	3-0
Grambling State	2-0
Jackson State	1-0
Miss. Valley State	3-0
Prairie View A&M	n/a
Southern	2-0
Texas Southern	n/a
<b>Total</b>	<b>16-0</b>

## Summit League

Denver	n/a
IPFW	1-0
Nebraska-Omaha	1-0
North Dakota State	n/a
Oral Roberts	n/a
South Dakota	n/a
South Dakota State	0-1
Western Illinois	n/a
<b>Total</b>	<b>2-1</b>

## Sun Belt

Appalachian State	1-0
Arkansas-Little Rock	n/a
Arkansas State	n/a
Coastal Carolina	n/a
Georgia Southern	1-0
Georgia State	1-0
Louisiana Lafayette	n/a
Louisiana Monroe	n/a

South Alabama	1-0
UT Arlington	n/a
Texas State	n/a
Troy	n/a
<b>Total</b>	<b>4-0</b>

## West Coast

BYU	n/a
Gonzaga	1-0
Loyola Marymount	n/a
Pacific	1-0
Pepperdine	2-0
Portland	n/a
Saint Mary's (Calif.)	n/a
San Deigo	n/a
San Francisco	0-1
Santa Clara	n/a
<b>Total</b>	<b>4-1</b>

## Western Athletic

CSU Bakersfield	n/a
Chicago State	n/a
Grand Canyon	n/a
UMKC	n/a
New Mexico State	n/a
Seattle	n/a
UTRGV	n/a
Utah Valley	n/a
<b>Total</b>	<b>n/a</b>





# SCORES VS. ALL OPPONENTS

**Alabama 34-17**

at Lexington: UK leads 16-6  
at Tuscaloosa: UK leads 13-10  
at Neutral Sites: UK leads 5-1

**Overall Streak:** UK has won ten  
**Largest Margin of Victory:** +27, UK 104 - ALA 77, 1/18/83 (A)  
**Largest Margin of Defeat:** -29, ALA 78 - UK 49, 12/20/83 (H)

1/19/78	62-66	LOT(H)
1/13/79	63-70	L(A)
2/8/80	77-69	W(N)
2/26/82	82-76	W(H)
1/18/83	104-77	W(A)
12/20/83	49-78	L(H)
2/12/86	75-76	L(A)
2/7/87	89-80	W(H)
1/13/88	54-74	L(A)
2/17/89	89-85	W(H)
2/17/90	74-58	W(A)
1/27/91	65-72	L(H)
2/1/92	72-78	L(A)
3/8/92	95-87	W(N)
1/31/93	77-73	W(H)
2/13/94	82-96	L(A)
2/11/95	62-68	L(H)
1/20/96	51-66	L(A)
1/22/97	62-78	L(N)
1/24/98	56-62	L(A)
1/24/99	76-72	W(H)
1/27/2000	67-68	L(A)
3/2/2000	67-63	W(N)
1/25/01	71-64	W(H)
1/6/02	63-62	W(A)
1/27/02	58-61	L(H)
1/12/03	59-55	W(H)
2/23/03	73-71	W2OT(A)
2/22/04	62-59	W(H)
1/9/05	63-69	LOT(A)
2/26/06 !	80-60	W(H)
1/11/07	63-62	W(A)
2/17/08	64-44	W(H)
1/15/09	67-57	W(A)
1/17/10	88-63	W(H)
1/30/11	82-69	W(A)
1/29/12	82-68	W(H)
2/16/12	75-77	L(A)
1/6/13	87-70	W(A)
1/2/14	85-63	W(A)
1/23/14	55-57	L(H)
1/2/15	78-66	W(A)
1/7/16	73-48	W(H)
1/12/17	71-54	W(A)
3/3/17	65-55	W(N)
1/25/18	79-54	W(H)
3/1/18	71-64	W(N)
2/11/19	68-53	W(A)
1/9/20	81-71	W(A)
2/6/20	66-62	W(H)
1/28/21	81-68	W(H)

**Alabama-A&M 2-0**

12/19/08	65-45	W(H)
12/18/10	84-58	W(H)

**Alabama-Birmingham 4-0**

2/5/88	76-69	W(H)
--------	-------	------

**Alabama State 2-0**

2/5/90	81-71	W(A)
2/1/91	84-55	W(H)
12/18/05	90-60	W(H)

**Alaska-Anchorage 1-0**

12/29/96	76-41	W(N)
----------	-------	------

**Albany 1-0**

11/12/16	70-46	W(H)
----------	-------	------

**Alcorn State 2-1**

12/28/12	90-23	W(H)
1/2/14	85-63	W(A)
1/23/14	55-57	L(H)

**American University 1-0**

11/25/88	84-46	W(H)
----------	-------	------

**Anderson College 0-1**

12/19/75	71-81	L(N)
----------	-------	------

**Appalachian State 1-0**

11/14/14	111-74	W(H)
----------	--------	------

**Arizona State 1-1**

11/15/15	68-64	WOT(A)
12/11/16	73-71	LOT(H)

**Arkansas 25-14**

at Lexington: UK leads 16-3  
at Fayetteville: ARK leads 10-7  
at Neutral Sites: UK leads 2-1

**Overall Streak:** UK has won one  
**Largest Margin of Victory:** +34, UK 77 - ARK 43, 1/15/83 (H)  
**Largest Margin of Defeat:** -33, ARK 88 - UK 55, 1/25/97 (A)

1/15/83	77-43	W(H)
1/24/92	75-74	W(H)
3/6/92	79-63	W(N)
1/23/93	43-45	L(A)
2/5/94	81-60	W(H)
2/4/95	56-62	L(A)
1/28/96	69-65	W(H)
1/25/97	55-88	L(A)
2/28/97	60-71	L(N)
1/31/98	63-79	L(H)
1/31/99	69-74	LOT(A)
1/16/2000	68-60	W(H)
2/6/2000	70-83	L(A)
1/14/01	60-69	L(A)
2/4/01	78-84	L(H)
1/17/02	64-76	L(A)
2/13/03	60-70	L(H)
2/19/04	58-69	L(A)
2/27/05	73-67	W(H)
2/12/06	79-50	W(A)
2/18/07 !	87-60	W(H)
3/1/07	72-57	W(N)
2/24/08	59-56	W(A)
1/11/09	72-63	W(H)
1/21/10	69-52	W(H)
2/7/10	71-57	W(A)

1/6/11	67-78	L(A)
2/24/11	55-54	W(H)
1/5/12	84-72	W(H)
2/7/13	80-74	WOT(A)
1/26/14	68-58	W(H)
2/26/15	56-51	W(A)
2/21/16	77-63	W(H)
2/16/17	69-62	W(A)
1/29/18	76-65	W(A)
2/15/18	78-57	W(H)
2/17/19	61-59	W(H)
2/9/20	103-85	L(A)
12/31/20	75-64	W(H)

**Arkansas-Pine Bluff 3-0**

12/17/06 !	83-46	W(H)
12/21/10	107-35	W(H)
12/11/11	101-43	W(H)

**Auburn 24-26**

at Lexington: UK leads 11-10  
at Auburn: AU and UK tie 11-11  
at Neutral Sites: AU leads 5-3

**Overall streak:** UK has won five  
**Largest Margin of Victory:** +44, UK 97 - AU 53, 1/20/13 (H)  
**Largest Margin of Defeat:** -42 (46-88), 2/10/96 (A)

2/10/80	88-59	W(N)
1/31/81	66-70	L(N)
2/18/83	77-55	W(H)
3/3/83	70-85	L(N)
2/18/84	63-83	L(A)
2/2/86	91-90	W2OT(A)
2/3/87	53-72	L(H)
2/14/88	57-93	L(A)
2/25/89	70-89	L(H)
2/24/90	60-68	L(A)
1/30/91	69-72	L(H)
1/19/92	51-47	W(A)
1/16/93	49-52	L(H)
1/29/94	61-75	L(A)
1/29/95	62-73	L(H)
3/3/95	75-51	W(N)
2/10/96	46-88	L(A)
3/1/96	43-58	L(N)
12/14/97	68-67	W(H)
2/2/97	59-60	L(H)
2/4/98	53-48	W(A)
12/6/98	68-62	W(A)
2/4/99	67-68	L(H)
1/6/2000	71-69	W(H)
1/4/01	40-73	L(A)
1/13/02	66-70	L(H)
2/6/03	56-63	LOT(A)
3/6/03	62-68	L(N)
2/05/04	54-71	L(H)
2/13/05	50-65	L(A)
3/3/05	57-62	L(N)
1/19/06 !	57-71	L(H)
1/21/07	68-65	W(A)
1/20/08	62-55	W(H)
2/12/09	69-81	L(A)
1/24/10	68-50	W(H)
2/28/10	53-65	L(A)
3/5/10	65-54	W(N)
2/3/11	69-38	W(H)

2/27/11	76-62	W(A)
1/26/12	66-48	W(A)
1/20/13	97-53	W(H)
1/19/14	73-71	W(A)
1/8/15	78-57	W(H)
1/3/16	61-66	L(A)
1/17/16	54-47	W(H)
1/2/17	64-60	W(A)
2/1/18	65-48	W(H)
2/07/19	78-68	W(A)
1/27/20	68-61	W(H)
1/21/21	76-71	W(A)

**Austin Peay 6-0**

1/24/76	76-61	W(N)
12/30/88	95-57	W(H)
11/15/98	88-71	W(H)
11/19/99	88-52	W(A)
12/30/03	82-56	W(H)
12/1/19	81-52	W(H)

**Ball State 1-0**

3/19/07	85-82	W(A)
---------	-------	------

**Baylor 2-3**

at Waco: BU leads 2-0  
at Lexington: UK leads 1-0  
at Neutral Sites: Tied 1-1

**Overall Streak:** UK has won one  
**Largest Margin of Victory:** +10, UK 74 - BU 64, 11/17/14 (H)  
**Largest Margin of Defeat:** -34, BU 85 - UK 51, 11/13/12 (A)

**Belhaven 0-1**

12/17/76	56-74	L(N)
----------	-------	------

**Bellarmino 3-0**

*1971-72	37-24	W
	59-39	W
*12/29/73	50-30	W
1/7/74	38-37	W
1/10/75	83-32	W
2/6/76	72-52	W(A)

**Belmont 5-1**

11/22/76	76-65	W(A)
2/21/76	60-75	L(H)
1/18/88	79-75	W(H)
12/14/14	71-55	W(H)
3/17/17	73-70	W(H)
11/29/20	70-50	W(H)

**Boston 1-0**

11/13/09	92-58	W(H)
----------	-------	------

**Bowling Green State 2-0**

11/28/86	74-62	W(H)
1/2/06	66-62	WOT(H)

**Bradley 3-0**

at Lexington: UK leads 2-0

at Peoria: UK leads 1-0  
at Neutral Sites: n/a

**Overall Streak:** UK has won three  
**Largest Margin of Victory:** +40, UK 117 - BU 77, 11/27/13 (H)

12/7/90	103-75	W(H)
12/28/92	78-49	W(A)
11/27/13	117-77	W(H)

**Butler 4-0**

1/28/92	97-75	W(H)
1/26/93	83-76	W(A)
11/19/04	82-44	W(H)
11/15/09	87-66	W(H)

**California, Berkeley 1-1**

12/21/17	52-62	L(H)
12/21/19	63-61	W(A)

**Cal-Santa Barbara 3-0**

12/21/08	69-58	W(H)
11/25/09	68-54	W(A)
12/21/12	66-38	W(A)

**Cal-State Long Beach 1-0**

3/18/78	79-69	W(A)
---------	-------	------

**Cal-State Northridge 1-0**

12/31/94	74-52	W(A)
----------	-------	------

**Carson-Newman 2-0**

12/8/79 !	96-58	W(H)
12/13/80 !	93-54	W(H)

**Central Florida 2-0**

12/17/89	102-58	W(A)
12/29/93	87-45	W(A)

**Central Michigan 2-0**

11/17/13	96-74	W(H)
11/22/14	71-68	W(A)

**Central Missouri 1-0**

12/18/76	74-67	W(N)
----------	-------	------

**Charleston Southern 1-0**

12/10/04	89-33	W(H)
----------	-------	------

**Charlotte 1-1**

12/11/92	54-57	L(N)
12/4/19	86-39	W(H)

**Chicago State 1-0**

12/20/92	95-33	W(N)
----------	-------	------

**Cincinnati 19-6**

*1972-73	53-29	W(H)
11/28/78	94-47	W(H)
12/1/79	81-45	W(A)
12/4/80	76-66	W(H)
1/15/82	79-66	W(H)
11/27/82	84-76	W(H)
11/22/83	77-84	L(A)
11/20/84	67-56	W(H)
1/21/86	80-67	W(H)
2/18/87	86-56	W(A)
12/30/87	67-60	W(H)





## SCORES VS. ALL OPPONENTS

12/20/88	58-61	L(A)	<b>DePaul</b>	<b>4-1</b>	12/19/98	90-71	W(N)	1/18/86	66-68	L(A)	12/1/05	71-56	W(H)	3/3/2000	45-63	L(N)		
1/3/90	79-45	W(H)	at Lexington: UK leads 2-0					2/14/87	83-76	W(H)				2/15/01	58-91	L(A)		
2/13/91	82-50	W(A)	at DePaul: UK leads 2-1		<b>Eastern Michigan</b>	<b>2-0</b>	3/4/87	75-53	W(N)	<b>Florida State</b>	<b>1-0</b>	12/30/93	58-55	W(N)	2/3/02	50-76	L(H)	
1/14/92	82-72	W(H)	Overall Streak: UK has won none		3/18/05	79-68	W(H)	1/23/88	64-68	L(A)				1/26/03	59-71	L(A)		
2/10/93	69-72	L(A)			11/25/16	89-67	W(H)	2/11/89	97-90	W(H)	<b>Furman</b>	<b>1-0</b>	1/11/04	53-74	L(H)	2/29/04	62-73	L(A)
2/8/94	86-56	W(H)	<b>Largest Margin of Victory: +24,</b>		<b>Eastern Kentucky</b>	<b>22-6</b>	3/3/89	64-67	L(N)	2/10/90	84-70	W(A)	12/6/08	74-35	W(H)	1/13/05 !	71-63	W(H)
1/17/95	52-49	W(A)	UK 96 - DU 64, 12/7/12 (H)		*1972-73	39-58	L	3/2/90	54-70	L(N)	2/2/91	67-65	W(H)	<b>Gardner-Webb</b>	<b>1-0</b>	2/2/06	57-91	L(A)
12/28/98	70-59	W(H)			*1973-74	50-56	L	2/23/91	67-65	W(H)	11/12/17	72-34	W(H)	2/15/07 !	72-82	LOT(H)		
12/22/99	68-62	W(A)			*2/21/74	No Score	L	2/29/92	73-77	L(A)	<b>Georgetown College</b>		3/2/07	40-72	L(N)			
12/22/2000	38-57	L(N)			1/29/75	54-63	L	2/28/93	69-72	L(H)	*2/22/1904	14-10	W	1/31/08	47-44	W(A)		
2/19/02	57-73	L(A)			12/12/13	96-85	W(A)	1/4/94	64-81	L(A)	*3/10/1906	14-15	L	3/7/08	57-50	W(N)		
12/31/02	69-67	W(H)			12/16/20	82-86	L(A)	12/16/95	46-69	L(N)	*3/5/22	10-2	W	2/26/09	57-61	L(H)		
1/02/04	52-60	L(A)			<b>Detroit Mercy</b>	<b>8-0</b>	2/7/76	54-70	L(A)	*2/9/23	22-11	W	3/5/09	64-82	L(N)			
11/17/08	58-55	W(H)			2/10/79 !	80-61	W(H)	1/4/95 !	63-55	W(H)	*1922-23	No Score	W	1/7/10	60-61	LOT(A)		
12/4/09	68-57	W(A)			12/28/83	107-102	W2OT(A)	2/13/97	53-77	L(H)	*1/11/24	18-9	W(A)	2/11/10	64-48	W(H)		
<b>Clemson</b>	<b>0-1</b>				1/15/85	76-59	W(H)	1/4/98	58-100	L(A)	*3/5/24	26-5	W(H)	1/9/11	59-61	L(H)		
11/26/99	65-70	L(N)			2/26/86	99-71	W(H)	1/28/98	63-70	L(H)	<b>Georgetown</b>	<b>2-0</b>	2/17/11	51-69	L(A)			
<b>Cleveland State</b>	<b>1-0</b>				12/1/93	82-76	W(A)	1/28/99	80-70	W(A)	11/27/93	87-82	W(H)	1/19/12	69-64	W(A)		
11/29/85	101-63	W(H)			12/1/94	71-48	W(H)	1/10/2000	72-58	W(A)	12/8/05	63-47	W(A)	2/3/13	71-75	L(H)		
<b>College of Charleston</b>	<b>3-0</b>				12/10/05	74-65	W(A)	1/7/01	48-85	L(H)	<b>George Washington</b>	<b>1-2</b>	3/9/13	60-38	W(N)			
12/1/80	94-57	W(H)			11/29/06	79-44	W(H)	2/14/02	59-81	L(A)	12/14/91	62-71	L(A)	1/30/14	56-58	L(A)		
12/19/82	106-81	W(H)			<b>Drake</b>	<b>0-1</b>	2/20/03	49-47	W(H)	11/14/07	65-75	L(H)	2/1/15	80-72	W(H)			
1/31/86	111-64	W(H)			3/12/86	70-73	L(A)	2/08/04	56-76	L(A)	11/23/08	67-48	W(H)	1/10/16	64-53	W(A)		
<b>Colorado</b>	<b>1-1</b>				<b>Duke</b>	<b>2-6</b>	2/10/05	59-70	L(H)	<b>Georgia</b>	<b>21-38</b>	1/15/17	82-61	W(H)				
11/22/15	86-61	W(H)			at Lexington: UK leads 2-1		1/12/06	80-65	W(A)	at Lexington: UGA leads 14-11		2/9/17	66-56	W(A)				
11/19/16	79-69	L(A)			at Durham: DU leads 3-0		2/5/06	61-68	L(H)	in Memorial: UGA leads 13-9		1/7/18	42-56	L(H)				
<b>Connecticut</b>	<b>1-4</b>				at Neutral Sites: DU leads 2-0		3/3/06	88-70	W(N)	at Athens: UGA leads 17-8		3/3/19	58-53	W(A)				
12/31/91	53-81	L(A)			Overall Streak: DU has won one		2/25/07	79-83	L(A)	at Neutral Sites: UGA leads 7-2		2/27/20	88-77	W(H)				
12/5/92	75-54	W(H)			<b>Largest Margin of Victory: +10,</b>		1/10/08	60-58	W(H)	Overall Streak: UK has won none		2/25/21	62-58	W(A)				
11/24/99	62-68	L(A)			UK 71 - DU 61, 12/20/15 (H)		1/29/09	59-74	L(A)	<b>Largest Margin of Victory: +22,</b>		3/5/21	66-78	L(N)				
3/27/12	65-80	L(N)			<b>Largest Margin of Defeat: -21,</b>		2/18/10	77-51	W(H)	UK 60 - UGA 38, 3/9/13 (N)		<b>Georgia Southern</b>	<b>1-0</b>					
4/1/13	53-83	L(N)			DU 89 - UK 68, 12/21/14 (A)		1/20/11	59-58	W(A)	<b>in Memorial: UGA leads 13-9</b>		11/13/13	103-38	W(H)				
<b>Dayton</b>	<b>13-4</b>				12/30/86	63-68	L(N)	1/1/12	59-56	W(A)	at Athens: UGA leads 17-8		<b>Georgia State</b>	<b>1-0</b>				
1/18/75	52-46	W(A)			12/29/95	54-73	L(N)	1/22/12	57-52	W(H)	Overall Streak: UK has won none		2/4/82	86-65	W(A)			
1/30/76	63-49	W(H)			1/4/11	48-54	L(A)	3/2/12	71-67	W(N)	<b>Largest Margin of Defeat: -46,</b>		<b>Grambling State</b>	<b>2-0</b>				
1/15/77	69-66	W(A)			12/8/11 !	72-65	W(H)	1/3/13	76-69	W(H)	UGA 113 - UK 50, 2/23/86 (A)		12/29/13	109-46	W(H)			
12/21/77	98-64	W(H)			12/22/13	61-69	L(H)	1/5/14	73-83	L(H)	<b>at Neutral Sites: UGA leads 7-2</b>		11/26/19	81-35	W(H)			
12/16/78	65-72	L(H)			12/21/14	68-89	L(A)	2/9/14	80-86	L(A)	Overall Streak: UGA leads 17-8		<b>Green Bay</b>	<b>1-0</b>				
1/20/84	77-59	W(H)			12/20/15	71-61	W(H)	3/7/14	75-70	W(N)	<b>at Neutral Sites: UGA leads 7-2</b>		3/19/12	65-62	W(N)			
1/9/85	69-61	W(H)			12/29/16	69-54	L(A)	1/15/15	62-56	W(H)	<b>Overall Streak: UGA leads 17-8</b>		<b>Gonzaga</b>	<b>1-0</b>				
1/14/86	84-64	W(A)			<b>Duquesne</b>	<b>2-0</b>	1/31/16	79-85	L(A)	<b>Largest Margin of Defeat: -46,</b>		3/25/12	79-62	W(N)				
2/24/87	73-57	W(H)			11/24/90	101-56	W(H)	3/4/16	92-69	W(N)	UGA 113 - UK 50, 2/23/86 (A)		<b>Hampton</b>	<b>1-0</b>				
2/10/88	58-68	L(A)			11/28/03	90-83	W(N)	2/19/16	67-48	W(H)	<b>at Neutral Sites: UGA leads 7-2</b>		3/19/11	66-62	WOT(N)			
12/6/88	72-59	W(H)			<b>East Carolina</b>	<b>3-0</b>	1/11/18	56-53	W(A)	<b>at Neutral Sites: UGA leads 7-2</b>		<b>Hawaii</b>	<b>1-1</b>					
12/30/89	88-58	W(A)			3/9/78	81-65	W(A)	2/03/19	62-51	W(H)	<b>Overall Streak: UGA leads 17-8</b>		11/28/98	66-57	W(A)			
12/15/90 !	95-68	W(H)			1/5/82	78-67	W(H)	1/12/20	65-45	W(A)	<b>Largest Margin of Victory: +22,</b>		12/14/02	59-70	L(A)			
11/30/96	53-55	L(A)			11/28/87	93-75	W(H)	2/2/20	62-70	L(A)	UK 60 - UGA 38, 3/9/13 (N)		<b>High Pt.</b>	<b>3-0</b>				
12/6/97	73-69	W(H)			<b>East Tennessee St.</b>	<b>2-1</b>	2/15/21	88-80	W(A)	<b>at Neutral Sites: UGA leads 7-2</b>		1/6/04	83-45	W(H)				
3/26/13	84-70	W(N)			at Lexington: UK leads 2-1		3/4/21	73-64	W(N)	<b>at Neutral Sites: UGA leads 7-2</b>		11/17/12	80-46	W(H)				
3/21/15	94-99	L(H)			Overall Streak: UK has won one		<b>Florida</b>	<b>34-26</b>		<b>at Neutral Sites: UGA leads 7-2</b>		11/18/18	71-49	W(H)				
<b>Delaware</b>	<b>1-1</b>				<b>Largest Margin of Victory: +45,</b>		at Lexington: UK leads 16-11		<b>at Neutral Sites: UGA leads 7-2</b>		<b>Hofstra</b>	<b>1-0</b>						
11/24/06	70-86	L(N)			UK 97 - ETSU 52, 12/11/82 (H)		in Memorial: UK leads 15-11		<b>at Neutral Sites: UGA leads 7-2</b>		11/26/05	67-54	W(N)					
3/30/13	69-62	W(N)			<b>Largest Margin of Defeat: -9,</b>		at Gainesville: Tied 12-12		<b>at Neutral Sites: UGA leads 7-2</b>		<b>Holy Cross</b>	<b>1-0</b>						
<b>Delaware State</b>	<b>1-0</b>				ETSU 59 - UK 50, 12/12/08 (H)		at Gainesville: Tied 12-12		<b>at Neutral Sites: UGA leads 7-2</b>		12/28/91	87-69	W(N)					
11/10/12	90-50	W(H)			12/11/82	97-52	W(H)	at Gainesville: Tied 12-12		<b>at Neutral Sites: UGA leads 7-2</b>								
<b>Delta State</b>	<b>0-1</b>				12/12/08	50-59	L(H)	at Gainesville: Tied 12-12		<b>at Neutral Sites: UGA leads 7-2</b>								
12/19/75	40-89	L(N)			12/15/13	73-56	W(H)	at Gainesville: Tied 12-12		<b>at Neutral Sites: UGA leads 7-2</b>								
					<b>Eastern Illinois</b>	<b>2-0</b>	12/15/78	80-69	W(H)	<b>at Neutral Sites: UGA leads 7-2</b>								
					12/17/90	82-48	W(H)	12/31/81	97-61	W(H)	<b>at Neutral Sites: UGA leads 7-2</b>							
								2/20/82	89-87	W(A)	<b>at Neutral Sites: UGA leads 7-2</b>							
								12/21/82	71-66	W(H)	<b>at Neutral Sites: UGA leads 7-2</b>							
								12/22/83	66-68	L(H)	<b>at Neutral Sites: UGA leads 7-2</b>							
								2/22/83	78-68	W(A)	<b>at Neutral Sites: UGA leads 7-2</b>							
								2/3/84	76-61	W(A)	<b>at Neutral Sites: UGA leads 7-2</b>							
								1/26/85	64-69	L(A)	<b>at Neutral Sites: UGA leads 7-2</b>							
								2/15/85	54-57	L(H)	<b>at Neutral Sites: UGA leads 7-2</b>							
											<b>Florida A&amp;M</b>	<b>2-0</b>						
											11/21/05	84-55	W(H)					
											12/13/09	91-39	W(H)					
											<b>Florida Atlantic</b>	<b>2-0</b>						
											12/30/2000	112-71	W(H)					
											11/18/07	61-53	W(H)					
											<b>Florida Gulf Coast</b>	<b>1-1</b>						
											12/18/75	79-77	W2OT(N)					
											12/8/17	64-70	L(A)					
											<b>Florida International</b>	<b>2-0</b>						
											12/17/2000	60-58	W(A)					



# SCORES VS. ALL OPPONENTS

<b>Houston</b>	<b>0-2</b>	11/18/05 81-52 W(H)	1/28/86 63-76 L(H)	*3/5/13 23-14 W	12/4/16 69-67 LOT(A)	12/9/89 80-71 W(N)
11/30/91 70-76 L(H)		12/30/08 82-60 W(H)	3/1/86 66-77 L(N)	*1/30/14 12-23 L(H)	12/17/17 63-87 L(H)	3/23/90 80-68 W(N)
11/26/2000 77-78 L(N)			1/17/87 73-83 L(A)	*2/3/14 20-19 W(A)	12/09/18 75-80 L(A)	12/19/2000 59-74 L(A)
		<b>Jackson State</b>	2/23/88 74-88 L(H)	*1/22/15 27-16 W(H)	12/15/19 ! 67-66 L(H)	12/1/01 60-57 W(H)
<b>Howard</b>	<b>1-0</b>	11/29/15 92-24 W(H)	2/14/89 72-86 L(A)	*2/27/15 8-11 L(A)		11/11/16 82-66 W(H)
12/29/86 65-62 W(N)			1/11/90 79-89 LOT(H)	*2/5/16 10-12 L(H)	<b>Loyola (Md.)</b>	12/10/17 54-65 L(A)
		<b>Jacksonville State</b>	1/6/91 74-78 L(A)	*2/22/16 32-24 W(A)	12/1/95 67-54 W(N)	
<b>Illinois</b>	<b>2-4</b>	11/15/11 100-25 W(H)	3/2/91 76-96 L(N)	*3/10/17 24-12 W(H)		<b>Miami (Ohio)</b>
3/14/82 88-80 W(H)			2/16/92 71-55 W(H)	*2/28/22 9-10 L(H)	<b>Maine</b>	<b>16-2</b>
12/21/84 77-60 W(A)		<b>James Madison</b>	2/13/93 72-65 W(A)	*1922-23 5-8 L(A)	3/22/90 76-66 W(N)	12/5/82 90-61 W(H)
12/7/85 74-78 L(A)		1/16/81 72-54 W(H)	2/26/94 89-71 W(H)	*1922-23 18-6 W(H)		11/29/84 76-60 W(A)
12/14/86 76-78 L(H)		3/13/91 62-70 L(N)	2/25/95 63-49 W(A)	*1922-23 18-6 W	<b>Marist</b>	11/30/89 61-56 W(A)
12/18/88 71-84 L(A)		3/26/08 84-76 W(H)	1/7/96 52-62 L(H)	*1/26/24 No Score W(H)	12/26/93 96-65 W(H)	12/5/90 72-68 W(H)
11/27/14 71-77 L(N)			1/5/97 63-73 L(A)	*2/2/24 15-9 W(A)	12/30/12 78-56 W(H)	11/26/91 90-60 W(H)
<b>Illinois-Chicago</b>	<b>1-0</b>		1/14/98 74-71 WOT(H)	12/15/75 75-37 W(A)	11/8/13 75-61 W(A)	12/23/95 62-71 L(A)
11/28/97 60-46 W(N)		<b>Kansas</b>	1/14/99 59-67 L(A)	1/11/75 57-40 W(H)		12/13/96 71-63 W(H)
		3/16/78 92-87 W2OT(A)	2/26/99 81-71 W(N)	3/3/76 75-59 W(H)	<b>Marquette</b>	12/20/97 71-64 W(A)
		1/7/92 51-62 L(A)	1/20/2000 59-66 L(H)	12/19/77 94-88 WOT(A)	12/2/89 96-68 W(H)	12/9/98 76-56 W(H)
		12/31/92 71-61 W(H)	1/18/01 64-87 L(A)	1/29/77 45-60 L(A)	12/19/90 86-60 W(A)	11/21/2000 77-71 W(H)
<b>Illinois State</b>	<b>1-1</b>		3/1/01 57-72 L(N)	2/24/77 73-92 L(H)	3/30/08 64-69 L(H)	12/5/01 64-73 L(A)
11/29/86 78-70 W(H)		<b>Kansas State</b>	1/24/02 59-75 L(H)	3/3/77 85-61 W(H)		12/21/02 108-102 WOT(H)
1/10/88 78-84 L(A)		12/3/20 60-49 W(A)	3/1/02 62-74 L(N)	1/11/78 85-72 W(H)	<b>Marshall</b>	12/20/03 64-58 W(A)
			1/16/03 39-82 L(A)	12/11/79 76-57 W(A)	1971-72 50-77 L	1/3/09 80-55 W(A)
<b>Immaculata</b>	<b>1-0</b>	<b>Kentucky State</b>	1/18/04 69-70 L(H)	1/8/79 49-51 L(A)	*1972-73 51-46 W	12/1/09 107-53 W(H)
12/15/77 74-64 W(H)		11/24/89 121-41 W(H)	2/17/05 58-81 L(A)	2/6/79 67-68 L(H)	*2/23/74 50-53 L	11/14/10 84-71 W(A)
			12/18/05 36-66 L(H)	3/3/79 61-65 L(N)	2/5/75 60-45 W(A)	11/28/12 92-53 W(H)
<b>Indiana</b>	<b>13-12</b>	<b>Kent State</b>	3/4/06 52-79 L(N)	2/16/80 83-64 W(H)	12/10/75 57-56 W(H)	
1/24/74 57-88 L		11/23/90 114-83 W(H)	1/18/07 58-76 L(A)	2/29/80 85-54 W(H)	12/8/76 65-58 W(A)	<b>Michigan</b>
12/6/76 58-57 W(A)		12/29/06 82-47 W(N)	1/27/08 ! 46-72 L(H)	1/8/81 88-66 W(A)	2/1/78 93-43 W(H)	<b>1-3</b>
12/17/76 57-46 W(N)			2/21/08 48-52 L(A)	2/14/81 83-59 W(H)	3/2/81 100-60 W(H)	1/23/81 98-71 W(H)
1/20/78 73-34 W(H)		<b>Lafayette</b>	3/8/08 49-66 L(N)	2/23/82 84-80 W(H)	2/8/85 95-80 W(H)	11/22/96 54-68 L(N)
12/15/79 ! 102-52 W(H)		12/29/01 83-60 W(N)	1/25/09 56-59 L(H)	1/20/83 79-66 W(A)	11/22/85 102-73 W(A)	12/8/07 59-63 L(A)
2/13/79 59-53 W(A)			2/22/09 56-57 L(A)	2/25/84 94-83 W(H)	1/10/88 57-58 L(A)	11/15/08 60-70 L(H)
12/6/80 93-62 W(A)		<b>Liberty</b>	1/28/10 71-62 W(A)	1/19/85 63-67 L(A)	1/13/89 72-61 W(H)	
12/8/81 ! 83-68 W(H)		12/12/98 76-80 L(H)	2/13/11 49-47 W(H)	2/14/86 87-77 W(H)	12/1/92 79-44 W(H)	<b>Michigan State</b>
12/8/82 85-72 W(A)		12/11/99 69-57 W(A)	3/4/11 60-58 W(N)	11/27/87 98-77 W(H)	2/16/94 66-43 W(A)	<b>2-3</b>
3/18/83 76-87 L(N)		3/20/10 83-77 W(N)	2/5/12 51-61 L(A)	2/21/87 70-48 W(A)	2/8/95 91-58 W(H)	12/8/89 89-72 W(A)
12/6/83 58-54 W(H)			3/3/12 61-72 L(N)	1/18/89 77-73 W(A)	2/7/96 66-72 L(A)	11/25/97 57-71 L(A)
12/7/84 64-65 L(A)		<b>Lipscomb</b>	1/27/13 73-60 W(H)	2/15/90 83-68 W(H)	1/02/03 ! 75-42 W(H)	3/20/06 63-67 L(N)
12/13/85 60-68 L(H)		at Lexington: UK leads 1-0	2/24/13 72-77 L(A)	1/17/91 63-70 L(A)	12/12/04 73-55 W(A)	3/22/10 70-52 W(N)
12/3/86 63-61 W(A)		at Nashville: n/a	2/2/14 63-56 W(H)	2/19/92 81-71 W(H)	11/26/17 69-39 W(H)	
12/9/87 75-68 W(H)		at Neutral: UK leads 1-0	1/18/15 79-84 L(A)	1/6/93 58-53 W(A)	12/9/21 79-45 W(H)	<b>Middle Tennessee St.</b>
12/10/88 71-83 L(A)		<b>Overall Streak:</b> UK has won two	2/7/16 70-58 W(H)	1/19/94 95-62 W(H)		<b>17-5</b>
12/4/89 ! 76-48 W(H)		<b>Largest Margin of Victory:</b> +67,	3/3/16 79-71 W(N)	1/11/95 76-77 LOT(A)	<b>Maryland</b>	at Lexington: UK leads 10-1
12/2/90 64-80 L(A)		UK 116 - LU 49, 11/21/13 (H)	1/19/17 55-42 W(A)	2/19/96 74-66 W(H)	3/21/81 82-83 L(A)	at Murfreesboro: UK leads 6-4
12/30/90 78-71 W(H)			2/4/18 ! 70-72 L(H)	2/18/97 52-64 L(A)		<b>Overall Streak:</b> UK has won two
12/7/93 74-86 L(H)			1/17/19 64-60 W(A)	11/27/98 73-62 W(N)	<b>Massachusetts</b>	<b>Largest Margin of Victory:</b> +22, UK
12/7/94 60-65 L(A)		<b>Long Island</b>	2/24/19 57-52 W(H)	1/21/98 62-80 L(A)	11/25/94 73-55 W(H)	68 - MTSU 46, 12/9/12 (H)
12/8/95 64-71 L(N)		12/15/02 72-64 W(N)	1/19/20 65-59 L(A)	1/20/99 69-56 W(A)	12/28/97 57-51 W(N)	<b>Largest Margin of Defeat:</b> -12, MT
12/15/96 62-74 L(H)		11/29/08 46-43 W(N)		2/22/2000 75-65 W(H)		70 - UK 58, 12/28/11 (A)
11/18/97 71-84 L(A)			<b>Louisiana Tech</b>	12/9/2000 57-63 L(A)	<b>McNeese State</b>	2/14/75 53-52 W(n/a)
11/12/06 51-54 L(H)			3/20/82 60-82 L(A)	12/19/01 72-53 W(H)	11/28/09 85-50 W(H)	11/19/77 82-80 W(A)
12/6/20 72-68 W(H)		<b>Longwood</b>	1/3/87 63-64 L(H)	1/5/03 62-86 L(A)	3/17/12 68-62 W(N)	11/17/78 87-90 L(A)
		1/4/05 79-41 W(H)	1/4/89 63-95 L(A)	12/3/03 ! 84-80 WOT(H)		1/6/83 73-68 W(H)
<b>Indiana State</b>	<b>3-0</b>			12/5/04 49-66 L(A)	<b>Memphis</b>	1/9/84 68-74 L(H)
12/17/80 93-80 W(H)		<b>LSU</b>	<b>Louisville</b>	12/28/05 ! 55-64 L(H)	11/17/77 101-94 W(H)	11/30/85 85-77 W(H)
1/7/82 87-43 W(H)		17-34	34-22	12/3/06 75-83 L(A)	1/31/82 69-70 L(H)	12/20/86 79-68 W(A)
11/25/05 68-58 W(N)		at Lexington: LSU leads 11-9	at Lexington: UK leads 22-6	12/20/07 ! 65-80 L(H)	1/3/83 71-75 L(A)	2/25/88 76-68 W(H)
		in Memorial: LSU leads: 11-7	at Louisville: UL leads 15-11	12/14/08 59-75 W(A)	12/4/93 91-63 W(H)	1/8/89 68-66 W(A)
<b>Iowa</b>	<b>0-2</b>	at Baton Rouge: LSU leads 15-5	at Neutral: Series tied 1-1	12/20/09 101-67 W(H)	11/19/94 71-81 L(A)	2/27/90 72-56 W(H)
11/23/91 68-74 L(H)		at Neutral Sites: LSU leads 8-3	<b>Overall Streak:</b> UL has won four	12/5/10 52-78 L(A)	12/30/06 86-51 W(H)	3/21/08 68-66 WOT(H)
3/23/21 72-86 L(N)		<b>Overall Streak:</b> UK has won one	<b>Largest Margin of Victory:</b> +36,	12/4/11 74-54 W(H)		12/28/09 51-57 L(A)
		<b>Largest Margin of Victory:</b> +18,	UK 89 - LSU 71, 2/26/94 (H)	12/2/12 48-47 W(A)	<b>Miami (Fla.)</b>	12/29/10 81-72 W(H)
<b>IPFW</b>	<b>1-0</b>	UK 39 - LSU 82, 1/16/03 (A)	<b>Largest Margin of Defeat:</b> -43,	12/1/13 69-64 W(H)	2/8/85 108-53 W(H)	12/28/11 58-70 L(A)
11/21/03 79-59 W(H)			UK 52 - UL 78, 12/5/10 (A)	12/7/14 77-68 W(A)	12/30/06 86-51 W(H)	12/9/12 68-46 W(H)
		<b>IUPUI</b>	3/3/84 81-91 L(N)	12/10/15 ! 72-54 W(H)		11/24/13 84-72 W(A)
11/29/2000 76-75 W(H)		2/27/82 85-71 W(H)				12/12/14 78-62 W(H)
		3/3/84 81-91 L(N)				12/13/15 68-52 W(A)



## SCORES VS. ALL OPPONENTS

12/9/16 61-48 W(H)	3/7/20 77-59 L(A)	1/17/76 104-63 W(H)	2/23/94 74-67 W(A)	<b>Northern Kentucky 11-4</b>	<b>Oklahoma State 0-1</b>
12/28/17 57-62 L(A)	1/3/21 92-86 W(A)	2/2/76 75-60 W(A)	11/26/10 91-59 W(N)	1/14/75 68-56 W(H)	12/19/92 57-61 L(N)
12/15/18 72-55 W(H)		2/22/77 84-73 W(H)	12/21/18 88-49 W(H)	12/16/75 55-56 L(A)	
11/10/19 67-52 W(A)		12/17/77 72-73 L(A)	11/25/20 86-60 W(H)	11/29/76 60-58 W(A)	<b>Old Dominion 4-8</b>
	<b>Mississippi State</b>	1/25/77 76-68 W(A)		11/29/77 83-65 W(A)	3/11/78 66-82 L(A)
	<b>College of Women 0-1</b>	12/11/78 76-83 L(H)	<b>Navy 1-0</b>	2/14/77 ! 83-89 L(H)	1/28/79 65-81 L(H)
	2/15/75 42-80 L	2/23/78 75-68 W(H)	3/24/13 61-41 W(N)	12/19/78 53-71 L(H)	1/20/82 68-91 L(A)
		3/3/78 84-76 W(H)		2/11/78 79-72 W(H)	2/5/83 80-66 W(H)
<b>Minnesota 0-1</b>		2/24/79 69-86 L(A)	<b>National College 3-0</b>	1/30/79 72-71 W(A)	12/29/84 59-66 L(N)
11/23/07 80-92 L(N)		1/22/80 86-67 W(H)	2/9/82 94-65 W(H)	3/2/79 69-71 L(N)	1/28/84 72-81 L(A)
	<b>Mississippi State 29-22</b>	2/20/80 90-79 W(A)	2/22/83 109-46 W(H)	1/9/80 79-63 W(A)	1/13/85 63-64 L(H)
	at Lexington: UK leads 13-9	3/1/80 80-61 W(H)	12/11/84 83-46 W(A)	2/12/80 62-61 W(H)	1/10/86 69-74 L(A)
	at Starkville: UK leads 11-10	1/1/81 84-64 W(H)	<b>Nebraska 2-2</b>	1/6/81 82-69 W(H)	1/23/87 85-70 W(H)
	at Neutral Sites: UK leads 5-3	2/21/81 66-51 W(A)	1/4/84 86-90 L(H)	2/10/81 88-75 W(A)	11/18/06 69-55 W(A)
	<b>Overall Streak:</b> UK has won one	11/24/84 77-66 W(H)	11/29/97 59-68 L(A)	11/26/90 97-79 W(H)	12/28/07 62-71 L(H)
	<b>Largest Margin of Victory:</b> +53,	12/2/85 73-58 W(H)	3/13/99 98-92 W(N)	12/3/14 82-64 W(H)	12/2/16 84-65 W(A)
	UK 100 - MSU 47, 1/17/13 (H)	12/20/87 101-83 W(H)	3/28/10 76-67 W(N)		
	<b>Largest Margin of Defeat:</b> -50,	1/7/87 73-57 W(A)		<b>Northwestern 2-1</b>	<b>Ole Miss 19-25</b>
	UK 46 - MSU 96, 2/16/03 (A)	1/3/89 70-74 L(A)	<b>Nebraska Omaha 1-0</b>	12/2/95 42-78 L(A)	at Lexington: Tied 10-10
1/15/79 52-67 L(A)		2/20/90 106-71 W(H)	11/23/11 81-48 W(H)	11/23/03 67-60 W(H)	at Oxford: UM leads 14-8
1/19/80 86-68 W(H)	<b>Missouri 9-4</b>	2/6/91 83-67 W(A)		12/1/04 70-63 W(A)	at Neutral Sites: Tied 1-1
1/30/81 106-82 W(N)	at Lexington: UK leads 6-0	2/5/92 79-58 W(H)	<b>New Hampshire 1-0</b>		<b>Overall streak:</b> UM has won
2/23/85 55-58 L(H)	at Columbia: UM leads 3-3	1/13/93 66-38 W(H)	11/17/16 92-43 W(H)	<b>Notre Dame 1-1</b>	three
2/16/86 66-54 W(H)	at Neutral: MU leads 1-0	2/15/95 78-49 W(H)		11/21/10 81-76 W(H)	<b>Largest Margin of Victory:</b> +41,
1/30/87 61-81 L(A)	<b>Overall Streak:</b> UK has won one	11/17/09 72-55 W(A)	<b>New Mexico 1-0</b>	12/18/11 83-92 L(A)	UK 82 - UM 41, 2/2/12 (H)
1/7/88 61-68 L(H)	<b>Largest Margin of Victory:</b> +26,	11/12/10 82-48 W(H)	12/6/99 62-52 W(A)		<b>Largest Margin of Defeat:</b> -31,
1/31/89 54-64 L(A)	UK 69 - MU 43, 1/13/13 (A)	11/11/11 96-60 W(A)		<b>Oakland 1-0</b>	UM 83 - UK 52, 1/2/97 (A)
1/15/90 86-61 W(H)	<b>Largest Margin of Defeat:</b> -35,	11/23/12 73-37 W(H)	<b>New Orleans 1-1</b>	3/15/07 65-56 W(A)	2/9/80 62-79 L(N)
2/9/91 75-64 W(A)	MU 86 - UK 51, 11/25/00 (N)	11/19/14 91-62 W(H)	1/30/84 85-68 W(H)		2/1/84 69-59 W(H)
1/4/92 75-52 W(H)	11/25/89 102-84 W(H)	11/18/15 112-57 W(H)	2/1/85 81-86 L(A)	<b>Ohio State 10-14</b>	2/3/85 56-82 L(A)
1/4/93 73-53 W(A)	11/25/2000 51-86 L(N)	11/23/16 80-57 W(H)		2/2/75 66-77 L(A)	1/8/86 ! 69-72 L(H)
3/5/93 84-73 W(N)	1/13/13 69-43 W(A)	11/22/17 86-53 W(H)	<b>Nicholls State 1-0</b>	12/20/75 60-56 W(A)	1/28/87 64-72 L(A)
1/16/94 81-79 W(H)	1/12/14 80-69 W(H)	11/28/18 87-57 W(H)	12/21/04 ! 106-51 W(H)	2/16/76 50-70 L(A)	2/2/88 67-75 L(H)
1/15/95 65-53 W(A)	1/25/15 83-69 W(A)	11/21/19 76-54 W(H)		11/30/77 58-70 L(H)	1/28/89 52-70 L(A)
2/17/96 78-60 W(H)	2/25/16 69-69 W(H)		<b>UNC-Asheville 3-0</b>	12/2/78 70-59 W(H)	1/27/90 ! 64-71 L(H)
2/16/97 74-57 W(A)	1/5/17 64-62 W(H)	<b>Morris Brown 1-0</b>	1/24/95 98-76 W(H)	1/27/80 90-59 W(H)	2/16/91 87-81 W(A)
2/15/98 71-62 W(H)	1/30/17 73-67 L(A)	12/23/02 106-32 W(H)	2/1/95 70-55 W(A)	12/12/81 69-75 L(A)	2/23/92 69-82 L(H)
2/26/98 48-67 L(N)	2/8/18 78-83 L(A)		3/19/16 85-31 W(N)	12/2/82 73-60 W(H)	12/18/93 47-51 L(H)
2/14/99 78-83 L(A)	1/24/19 52-41 W(H)	<b>Morris Harvey College 1-0</b>		12/2/83 73-68 W(A)	2/20/93 65-77 L(A)
2/27/2000 46-63 L(H)	3/8/19 68-70 LOT(A)	12/1/76 78-70 W(A)	<b>UNC-Chapel Hill 1-5</b>	11/27/84 ! 74-61 W(H)	12/17/95 58-66 L(A)
2/25/01 66-74 L(A)	1/30/20 62-47 W(A)		1/7/78 65-73 L(A)	12/30/85 70-66 W(A)	1/3/96 60-68 L(H)
1/3/02 54-59 L(H)	1/31/21 61-55 W(H)	<b>Mount Saint Joseph 3-0</b>	12/31/93 75-80 LOT(N)	12/12/86 71-76 L(H)	2/1/97 52-83 L(A)
2/28/02 75-72 W(N)		1/31/75 72-39 W	11/28/01 64-102 L(A)	11/29/88 80-82 L(H)	1/10/98 76-49 L(H)
2/16/03 46-96 L(A)	<b>Montana 1-0</b>	1/31/76 53-50 W(A)	11/25/03 ! 59-75 L(H)	11/28/89 86-89 L3OT(A)	1/10/99 57-60 L(A)
1/22/04 67-80 L(A)	11/16/17 71-54 W(A)	2/21/77 85-64 W(H)	3/21/11 74-86 L(N)	11/28/90 107-73 W(H)	2/25/99 75-59 W(N)
2/15/04 41-54 L(H)			11/24/18 85-75 W(N)	1/7/92 94-101 LOT(A)	2/24/2000 59-57 W(A)
1/20/05 59-72 L(A)	<b>Morehead State 32-4</b>	<b>Mount Saint Mary's 1-0</b>		12/21/93 81-94 L(H)	2/22/01 54-75 L(H)
2/20/05 55-71 L(H)	at Lexington: UK leads 22-1	11/5/19 67-44 W(H)	<b>North Carolina State 2-4</b>	12/4/94 59-75 L(A)	2/7/02 66-76 L(A)
2/19/06 51-46 W(A)	(since 1976)		3/6/80 63-71 L(A)	11/29/95 67-77 L(H)	1/23/03 83-66 W(H)
1/25/07 ! 75-83 L2OT(H)	at Morehead: UK leads 8-3	<b>Murray State 15-0</b>	12/4/81 67-77 L(A)	12/4/96 66-84 L(A)	2/01/04 88-90 LOT2(A)
1/13/08 64-60 W(A)	(since 1976)	*3/10/72 43-44 L(N)	12/3/97 68-51 W(H)	12/3/97 68-51 W(H)	1/16/05 70-63 W(H)
1/18/09 45-52 L(H)	<b>Overall Streak:</b> UK has won 15	*2/12/72 43-38 W(N)	11/19/98 92-84 WOT(A)	11/19/98 92-84 WOT(A)	1/22/06 81-75 W(A)
1/31/10 69-59 W(A)	<b>Largest Margin of Victory:</b> +68,	*2/17/73 52-45 W(H)	1/6/07 51-53 L(A)	1/6/07 51-53 L(A)	2/16/06 65-61 W(H)
3/6/10 76-65 W(N)	UK 112 MSU 57, 11/18/15 (H)	*3/2/73 47-59 L(A)	3/19/17 82-68 L(H)	3/19/17 82-68 L(H)	1/14/07 65-67 LOT(H)
1/16/11 72-60 W(H)	<b>Largest Margin of Defeat:</b> -17,	*3/2/74 53-49 W(N)			2/8/07 69-61 W(A)
1/8/12 88-40 W(H)	MSU 86 - UK 69, 2/24/79 (A)	2/29/75 47-45 W(A)	<b>Ohio 2-1</b>		2/7/08 ! 59-54 W(H)
2/26/12 76-40 W(A)	*2/11/70 56-30 W	12/13/77 102-64 W(H)	12/2/82 73-60 W(H)	<b>Oklahoma 3-1</b>	2/1/09 60-69 L(A)
1/17/13 100-47 W(H)	*3/4/70 50-48 W	2/16/78 79-58 W(A)	12/28/87 98-85 W(H)	3/30/10 68-88 L(N)	2/4/10 80-66 W(H)
2/27/14 81-74 WOT(A)	*2/12/71 62-29 W	12/6/78 86-68 W(H)	12/3/88 77-80 L(A)	11/28/14 92-88 WOT(N)	1/27/11 74-68 W(A)
2/12/15 92-90W2OT(H)	*2/20/71 56-40 W	2/3/79 82-72 W(A)		3/20/16 79-58 W(N)	2/2/12 82-41 W(H)
3/6/15 76-67 W(N)	*1971/72 56-33 W	3/1/79 82-59 W(N)	<b>North Carolina A&amp;T 2-0</b>	12/1/16 82-68 W(H)	2/28/13 90-65 W(A)
2/18/16 83-60 W(A)	50-47 W	12/10/80 72-63 W(A)	12/6/05 71-40 W(H)		2/13/14 108-78 W(H)
2/23/17 78-75 WOT(H)	*1972/73 54-39 W	1/31/80 95-59 W(H)	1/1/09 72-63 W(H)		1/4/15 64-58 W(H)
2/11/18 55-74 L(A)	52-42 W	2/25/80 76-67 W(A)	<b>Northeastern 2-0</b>		2/23/15 59-67 L(A)
2/25/18 63-85 L(H)	*1/28/74 32-37 L	1/3/81 81-54 W(H)	12/29/97 76-39 W(N)		1/21/16 65-73 L(A)
3/2/18 58-81 L(N)	*2/22/74 55-33 W	12/4/92 89-55 W(H)	11/17/11 81-47 W(H)		1/26/17 89-57 W(H)
1/06/19 71-86 L(A)	*3/2/74 55-33 W		<b>Northeast Louisiana 1-0</b>		
2/16/20 73-62 W(H)	2/10/75 58-41 W		12/29/90 73-66 W(A)		
	2/28/75 71-40 W				





# SCORES VS. ALL OPPONENTS

2/22/18	79-71	W(A)	<b>San Francisco</b>	<b>0-1</b>	2/23/12	53-50	W(H)	<b>Stetson</b>	<b>3-0</b>	1/23/2000	65-71	L(H)	12/5/77	69-89	L(A)		
1/13/19	49-55	L(H)	11/29/03	67-59	L(A)	1/24/13	50-55	L(A)	12/20/89	93-58	W(A)	1/30/2000	48-77	L(A)	1/22/77	69-92	L(A)
2/20/20	94-52	W(A)				2/14/13	78-74	W(H)	11/22/05	84-38	W(H)	1/21/01	38-110	L(H)	2/21/78	81-72	W(H)
2/4/21	60-72	L(A)	<b>Seton Hall</b>	<b>1-0</b>	1/9/14	59-68	L(A)	11/13/19	67-48	W(H)	1/27/01	39-83	L(A)	1/9/82	72-55	W(A)	
2/28/21	69-73	L(H)	12/5/81	90-62	W(A)	2/20/14	58-81	L(H)				2/24/02	64-89	L(A)	1/10/83	102-67	W(H)
						3/8/14	68-58	W(N)	<b>St. John's</b>	<b>2-1</b>	3/2/03	69-84	L(H)	2/6/85	87-75	W(H)	
<b>Oregon</b>	<b>0-1</b>		<b>South Alabama</b>	<b>1-0</b>	1/11/15	60-68	L(A)	12/6/91	83-77	W(N)	1/29/04	72-81	L(H)	1/2/86	65-69	LOT(A)	
3/12/80	81-86	L(A)	12/30/07	66-56	W(A)	3/1/15	67-56	W(H)	12/29/91	64-73	L(H)	1/23/05	49-67	L(A)	12/7/87	78-69	W(H)
						1/14/16	62-73	L(H)	11/26/94	67-54	W(H)	1/26/06 !	66-63	W(H)	2/7/89	68-88	L(A)
<b>Oregon State</b>	<b>1-0</b>		<b>South Carolina</b>	<b>34-35</b>	2/4/16	68-78	L(A)				2/11/07	62-84	L(A)	12/7/10	77-53	W(H)	
11/25/04	73-70	W(N)	at Lexington: UK leads 20-11		3/5/16	63-93	L(N)	<b>Syracuse</b>	<b>3-0</b>	1/17/08	40-65	L(H)	12/3/17	82-54	W(H)		
			in Memorial: UK leads 20-9		2/2/17	75-63	L(H)	3/18/81	87-63	W(H)	2/3/08	51-79	L(A)				
<b>Pacific</b>	<b>1-0</b>		at Columbia: USC leads 22-10		2/26/17	95-87	L(A)	12/21/95	83-63	W(N)	1/8/09	64-69	L(A)	<b>Texas</b>	<b>0-2</b>		
11/29/02	77-61	W(N)	at Neutral: UK leads 4-2		3/4/17	89-77	L(N)	3/24/14	64-59	W(H)	2/19/09	66-56	W(H)	3/17/78	60-75	L(N)	
			Overall Streak: SC has won four		1/21/18 !	64-81	L(H)				2/25/10	65-81	L(A)	11/24/07	60-72	L(N)	
<b>Pepperdine</b>	<b>2-0</b>		Largest Margin of Victory: +28,		2/18/18	63-81	L(A)	<b>Temple</b>	<b>1-1</b>	3/7/10	62-70	L(N)					
1/2/91	73-64	W(A)	UK 93 - USC 65, 2/21/99 (H)		1/31/19	70-74	L(H)	11/17/01	64-55	W(H)	2/7/11	67-73	L(H)	<b>Texas A&amp;M</b>	<b>5-6</b>		
12/18/12	80-62	W(A)	Largest Margin of Defeat: -46,		2/21/19	65-57	W(A)	12/13/03	82-86	LOT(A)	3/6/11	65-90	L(N)	at Lexington: TAMU leads 3-2			
			USC 97 - UK 51, 2/27/03 (A)		1/2/20	99-72	L(A)				1/12/12	61-60	W(H)	at College Station: Tied 3-3			
<b>Pittsburgh</b>	<b>1-0</b>		1/10/79	41-66	L(H)	2/23/20	67-58	L(A)	<b>Tennessee</b>	<b>15-56</b>	2/13/12	54-91	L(A)	at Neutral Sites: TAMU leads 1-0			
12/18/76	74-67	W(N)	1/3/80	61-84	L(A)	1/10/21	70-75	L(H)	at Lexington: UT leads 22-10		3/3/13	78-65	W(H)	Overall streak: TAMU has won four			
			1/24/81	70-65	WOT(H)	2/21/21	55-76	L(A)	in Memorial: UT leads 21-8		2/16/14	75-71	W(A)	Largest Margin of Victory: +13,			
<b>Princeton</b>	<b>1-0</b>		3/14/81	87-69	W(N)				at Knoxville: UT leads 26-4		3/9/14	70-71	L(N)	UK 71 - TAMU 58, 2/28/16 (A)			
3/23/19	82-77	W(N)	2/13/82	81-91	L(A)	<b>South Carolina State</b>	<b>1-0</b>		at Neutral Sites: UT leads 8-1		1/29/15	72-73	L(H)	Largest Margin of Defeat: -12,			
			3/18/82	73-69	W(N)	1/5/80	87-72	W(A)	Overall Streak: UK has won one		2/15/15	58-72	L(A)	TAMU 81 - UK 69, 2/19/15 (A)			
<b>Purdue</b>	<b>0-2</b>		12/10/83	77-69	W(A)				Largest Margin of Victory: +14,		3/7/15	64-75	L(H)	1/10/13	65-62	W(H)	
12/18/99	40-48	L(N)	2/2/83	89-77	W(H)	<b>S. Carolina-Upstate</b>	<b>2-0</b>		UK 96 - UT 82, 1/24/86 (H)		1/25/16	64-63	W(H)	2/18/13	70-66	W(A)	
12/1/2000	67-87	L(H)	12/1/84	75-63	W(H)	11/10/07	74-59	W(H)	Largest Margin of Defeat: -72,		1/1/17	72-65	L(A)	3/10/13	67-75	L(N)	
			12/3/91	75-63	W(A)	11/25/12	100-34	W(H)	UT 110 - UK 38, 1/21/01 (H)		12/31/17 !	49-63	L(H)	2/23/14	83-74	W(A)	
<b>Radford</b>	<b>2-0</b>		12/9/92	76-55	W(H)						1/10/19	73-71	W(A)	2/19/15	69-81	L(H)	
11/26/88	89-83	W(H)	1/8/94	82-63	W(A)	<b>South Dakota State</b>	<b>0-1</b>				1/5/20	80-76	W(H)	2/28/16	71-58	W(A)	
12/18/16	59-36	W(H)	3/4/94	83-80	W(N)	11/26/04	55-57	L(N)			3/6/20	86-65	W(N)	1/8/17	77-68	L(H)	
			1/7/95	85-67	W(H)						1/24/21	53-70	L(A)	1/4/18	70-74	L(A)	
<b>Rice</b>	<b>1-0</b>		1/24/96	53-66	L(H)	<b>South Florida</b>	<b>3-0</b>				2/11/21	71-56	W(H)	1/27/19	71-73	L(A)	
11/13/15	72-39	W(H)	2/24/96	65-76	L(A)	1/14/83	93-65	W(H)					2/28/19	55-62	L(H)		
			1/29/97	59-68	L(A)	11/29/14	61-57	W(N)					1/16/20	76-54	W(H)		
<b>Rhode Island</b>	<b>1-0</b>		2/22/97	76-52	W(H)	11/22/18	85-63	W(N)					1/7/21	60-77	L(A)		
12/06/18	75-52	W(H)	2/8/98	87-73	W(H)												
			2/21/98	65-67	L(A)	<b>Southern</b>	<b>2-0</b>										
<b>Rutgers</b>	<b>3-2</b>		2/11/99	78-76	W(A)	12/21/06	70-44	W(H)									
1/12/80 !	97-78	W(H)	2/21/99	93-65	W(H)	11/11/18	91-41	W(H)									
1/11/81	67-69	LOT(A)	2/13/2000	73-71	W(H)												
2/16/83	89-80	W(A)	2/20/2000	51-64	L(A)	<b>Southern Illinois</b>	<b>4-0</b>										
1/17/84	74-45	W(H)	2/11/01	62-70	L(A)	1/16/82	74-56	W(H)									
11/27/04	60-74	L(N)	2/18/01	61-59	W(H)	12/4/85	66-62	W(H)									
			1/20/02	49-78	L(A)	11/25/02	79-53	W(H)									
<b>Sacred Heart</b>	<b>1-0</b>		2/10/02	73-74	L(H)	11/25/06	78-59	W(N)									
12/29/18	71-43	W(H)	2/2/03	46-49	L(H)												
			2/27/03	51-97	L(A)	<b>Southern Indiana</b>	<b>1-0</b>										
<b>Sacramento State</b>	<b>1-0</b>		1/25/04	75-61	W(A)	11/5/17	87-56	W(H)									
11/10/17	101-70	W(H)	2/26/04	71-54	W(H)												
			1/30/05	66-50	W(H)	<b>Southern Mississippi</b>	<b>3-0</b>										
<b>Saint Francis (Pa.)</b>	<b>1-0</b>		2/24/05	47-60	L(A)	12/28/01	59-44	W(N)									
1/2/05	85-73	W(H)	1/8/06	72-60	W(H)	11/27/10	79-60	W(A)									
			2/9/06	75-71	W(A)	11/19/11	88-7	W(H)									
<b>Samford</b>	<b>4-0</b>		1/4/07	59-55	W(H)												
12/21/11	90-61	W(H)	1/28/07	56-66	L(A)	<b>Southern Utah</b>	<b>1-0</b>										
11/27/16	82-57	W(H)	1/24/08	66-62	W(A)	1/17/90	98-39	W(H)									
12/8/19	79-49	W(H)	3/2/08 !	57-65	L(H)												
12/13/20	88-54	W(H)	2/5/09	61-47	W(H)												
			3/1/09	70-53	W(A)	<b>SW Missouri St.</b>	<b>1-1</b>										
<b>Sam Houston State</b>	<b>2-0</b>		1/14/10	71-79	L(A)	12/22/96	64-58	W(H)									
11/23/01	100-55	W(N)	2/21/10	71-50	W(H)	11/21/97	54-74	L(A)									
11/25/11	73-52	W(H)	1/13/11	66-48	W(H)	<b>Spalding</b>	<b>1-0</b>										
			2/10/11	61-66	L(A)	*1971	37-30	W									
			1/15/12	66-58	W(A)												



# SCORES VS. ALL OPPONENTS

<b>Vanderbilt</b> 26-30	<b>Villanova</b> 1-0	12/4/08 57-66 L(A)
at Lexington: UK leads 14-11	12/30/96 63-54 W(A)	
at Nashville: VU leads 16-8		<b>Western Michigan</b> 2-0
at Neutral Sites: UK leads 4-3	<b>VCU</b> 1-1	12/22/85 84-60 W(H)
Overall Streak: UK has won two	1/31/01 57-67 L(H)	11/23/96 61-44 W(A)
Largest Margin of Victory: +23,	12/16/01 66-61 W(A)	
UK 84 - VU 61, 1/10/81 (H)		<b>West Virginia AAU</b> 1-0
Largest Margin of Defeat: -34,	<b>Virginia</b> 2-0	12/13/75 50-40 W(H)
VU 84 - UK 50, 1/19/03 (A)	11/15/18 ! 63-51 W(H)	
1/10/81 84-61 W(H)	11/16/19 50-47 W(A)	<b>West Virginia</b> 2-1
1/26/82 86-76 W(A)		11/25/84 70-63 W(H)
1/23/83 106-85 W(A)	<b>Virginia Tech</b> 1-1	12/12/92 73-63 W(N)
2/12/83 80-71 W(H)	2/29/88 80-79 W(H)	3/28/05 75-80 L2OT(H)
1/22/84 74-77 L(A)	2/19/89 66-75 L(A)	
2/20/84 89-70 W(H)		<b>Wichita State</b> 2-0
1/5/85 58-57 W(A)	<b>Wagner</b> 1-0	11/29/91 79-58 W(H)
2/20/85 73-78 L(H)	11/10/13 96-57 W(A)	12/20/98 58-51 W(A)
2/5/86 79-70 W(A)		
1/21/87 74-71 W(H)	<b>Wake Forest</b> 1-1	<b>William &amp; Mary</b> 1-0
1/28/88 68-83 L(A)	12/30/04 ! 66-61 W(H)	12/4/07 75-44 W(H)
3/4/88 75-67 W(N)	12/31/05 77-82 L(A)	
1/6/89 74-68 W(H)		<b>Winthrop</b> 2-0
1/7/90 70-79 L(A)	<b>Washington</b> 0-2	1/3/2000 94-39 W(H)
1/20/91 80-63 W(H)	11/30/02 56-88 L(A)	12/11/19 ! 91-36 W(H)
2/12/92 67-93 L(A)	3/25/16 72-85 L(N)	
2/23/93 52-65 L(H)		<b>Wisconsin</b> 0-2
3/6/93 61-68 L(N)	<b>Washington State</b> 3-0	3/22/07 61-67 L(A)
1/12/94 56-83 L(A)	11/10/06 80-51 W(H)	3/22/09 45-49 L(A)
3/5/94 67-72 L(N)	12/21/16 69-67 W(H)	
1/26/95 53-82 L(H)	11/19/17 73-68 W(A)	<b>Wofford</b> 2-0
1/11/96 53-58 L(A)		1/7/08 67-57 W(H)
1/8/97 54-65 L(H)	<b>Western Carolina</b> 1-0	12/19/20 98-37 W(H)
1/7/98 54-64 L(A)	12/18/18 99-39 W(H)	
1/7/99 70-69 W(H)		<b>Wright State</b> 1-0
1/13/2000 55-60 LOT(A)	<b>Western Kentucky</b> 15-14	3/22/14 106-60 W(H)
1/11/01 61-91 L(H)	*1922-23 19-27 L(A)	
1/10/02 54-71 L(A)	*2/7/24 18-8 W(H)	<b>Xavier</b> 1-6
2/21/02 57-73 L(H)	*1973-74 72-44 W(N)	12/31/99 67-68 L(H)
1/19/03 50-84 L(A)	1974-75 77-56 W(H)	12/6/2000 62-80 L(A)
2/9/03 63-85 L(H)	1/16/76 39-74 L(A)	12/10/03 60-75 L(H)
1/08/04 57-65 L(A)	3/4/76 69-71 L(H)	12/28/04 67-75 L(A)
3/4/04 41-60 L(N)	2/11/77 76-66 W(H)	3/24/05 67-62 W(H)
1/27/05 67-73 L(H)	3/4/77 63-71 L(H)	1/1/08 46-51 L(H)
2/23/06 55-72 L(A)	1/30/78 82-84 L(A)	12/2/08 44-67 L(A)
2/1/07 62-63 L(H)	2/8/78 73-52 W(H)	
2/14/08 49-66 L(A)	3/5/78 61-49 W(H)	<b>Yale</b> 1-0
2/8/09 62-72 L(H)	1/24/79 66-67 L(H)	11/28/08 87-82 W(N)
1/10/10 63-53 W(H)	2/21/79 62-58 WOT(A)	
2/14/10 55-68 L(A)	1/14/80 99-43 W(H)	<b>Note: Varsity records begin</b>
1/23/11 78-68 W(H)	2/23/80 82-64 W(A)	<i>in 1974-75 season</i>
2/20/11 80-71 W(A)	1/13/81 77-70 W(A)	<i>* Denotes games played</i>
3/5/11 69-56 W(N)	2/16/81 95-72 W(H)	<i>before 1974-75; ! Denotes</i>
2/20/12 70-61 W(H)	12/11/87 56-80 L(A)	<i>games played in Rupp Arena</i>
2/10/13 75-53 W(A)	1/24/89 75-79 L(H)	
3/8/13 76-65 W(N)	12/11/91 67-66 W(A)	
3/2/14 65-63 W(H)	1/19/93 62-60 W(H)	
2/8/15 82-68 W(A)	12/10/93 77-82 LOT(A)	
3/5/15 67-61 W(N)	12/11/94 48-64 L(H)	
1/28/16 69-71 L(H)	12/5/95 61-81 L(A)	
2/14/16 71-55 W(A)	1/14/97 79-73 W(H)	
2/5/17 71-63 W(H)	12/8/97 66-64 WOT(A)	
1/15/18 55-70 L(A)	12/1/99 75-48 W(H)	
1/03/19 77-55 W(H)	12/8/01 79-84 L(A)	
3/1/20 64-70 L(A)	12/7/02 83-88 L(H)	
1/17/21 80-73 W(H)	12/22/03 76-63 W(A)	
	11/30/07 ! 74-78 LOT(H)	





# KENTUCKY IN THE NATIONAL RANKINGS

## Kentucky Week-By-Week In The Associated Press Poll

Year	PS	1	2	3	4	5	6	7	8	9	10	11	12	13	14	15	16	17	18	19	20	Final	#				
76-77		--	19	17	18	19	19	19	--	--	--	--	--	--	--	--	--	--	--	--	--	--	14	1-2			
77-78		19	19	--	--	--	T20	--	--	--	--	--	--	--	--	--	--	--	--	--	--	--	--	14	1-4		
78-79		--	--	--	--	--	--	--	--	--	--	--	--	--	--	--	--	--	--	--	--	--	--	--	13	1-3	
79-80		--	--	--	--	18	18	--	18	17	17	15	15	15	13	11	13	14	--	--	--	--	14	14	1-2		
80-81		17	17	14	15	14	14	14	11	9	7	10	10	9	10	10	10	11	11	--	--	--	12	11	2-2		
81-82		13	12	13	16	16	16	14	10	8	8	11	11	14	17	13	14	14	14	13	--	--	13	13	4-6		
82-83		8	7	7	5	5	5	5	7	7	7	7	4	7	8	6	11	11	--	--	--	--	12	12	5-3		
83-84		--	--	--	--	20	--	--	--	--	--	--	--	--	--	--	--	--	--	--	--	--	--	--	28	2-8	
84-85		--	--	14	14	13	13	13	13	12	15	17	19	19	--	--	--	--	--	--	--	--	--	--	--	23	2-3
85-86		--	--	--	--	--	--	--	--	--	--	--	--	--	--	--	--	--	--	--	--	--	--	--	--	33	3-3
86-87		--	--	--	--	--	--	--	--	--	--	--	--	--	--	--	--	--	--	--	--	--	--	--	--	17	1-7
87-88		--	--	--	--	--	--	--	--	--	--	--	--	--	--	--	--	--	--	--	--	--	--	--	--	6	0-6
88-89		--	--	--	--	--	--	--	--	--	--	--	--	--	--	--	--	--	--	--	--	--	--	--	--	5	0-5
89-90		--	--	--	--	--	--	25	--	--	--	--	--	--	--	--	--	--	--	--	--	--	--	--	--	5	0-5
90-91		--	--	--	--	--	--	--	--	--	--	--	--	--	--	--	--	--	--	--	--	--	--	--	--	5	0-5
91-92		--	--	--	--	--	--	--	--	--	--	--	--	--	--	--	--	--	--	--	--	--	--	--	--	7	2-7
92-93		--	--	--	--	--	--	24	25	--	25	--	--	--	--	--	--	--	--	--	--	--	--	--	--	4	3-4
93-94		--	--	--	--	--	--	--	--	--	--	--	--	--	--	--	--	--	--	--	--	--	--	--	--	8	0-8
94-95		--	--	--	--	--	--	--	--	--	--	--	--	--	--	--	--	--	--	--	--	--	--	--	--	7	1-7
95-96		--	--	--	--	--	--	--	--	--	--	--	--	--	--	--	--	--	--	--	--	--	--	--	--	9	1-9
96-97		--	--	--	--	--	--	--	--	--	--	--	--	--	--	--	--	--	--	--	--	--	--	--	--	7	1-7
97-98		--	--	--	--	--	--	--	--	--	--	--	--	--	--	--	--	--	--	--	--	--	--	--	--	4	2-4
98-99		--	--	--	--	--	--	--	--	--	--	--	--	--	--	--	--	--	--	--	--	--	--	--	--	6	3-6
99-00		--	--	--	--	--	--	--	--	--	--	--	--	--	--	--	--	--	--	--	--	--	--	--	--	8	1-8
00-01		--	--	--	--	--	--	--	--	--	--	--	--	--	--	--	--	--	--	--	--	--	--	--	--	10	0-10
01-02		--	--	--	--	--	--	--	--	--	--	--	--	--	--	--	--	--	--	--	--	--	--	--	--	8	0-8
02-03		--	--	--	--	--	--	--	--	--	--	--	--	--	--	--	--	--	--	--	--	--	--	--	--	8	0-8
03-04		--	--	--	--	--	--	--	--	--	--	--	--	--	--	--	--	--	--	--	--	--	--	--	--	7	0-7
04-05		--	--	--	--	--	--	--	--	--	--	--	--	--	--	--	--	--	--	--	--	--	--	--	--	5	1-5
05-06		--	--	--	--	--	--	--	--	--	--	--	21	--	--	--	--	--	--	--	--	--	--	--	--	5	2-5
06-07		21	20	24	--	--	--	--	--	--	--	--	--	--	--	--	--	--	--	--	--	--	--	--	--	7	0-7
07-08	rv	rv	--	--	--	--	--	--	--	--	--	--	--	--	--	--	--	--	--	--	--	--	--	--	--	9	3-9
08-09		--	--	--	--	--	--	--	--	--	--	--	--	--	--	--	--	--	--	--	--	--	--	--	--	6	1-6
09-10		--	--	--	rv	rv	rv	rv	rv	rv	rv	rv	rv	--	20	17	16	16	19	19	19	--	--	--	--	5	5-5
10-11	9	9	9	9	8	14	13	11	11	10	19	19	17	16	15	19	20	16	17	17	--	--	--	--	5	1-5	
11-12	17	17	17	14	12	10	8	8	6	11	9	6	6	6	7	7	13	10	12	12	--	--	--	--	3	6-3	
12-13	6	6	6	9	9	7	7	7	7	6	6	5	5	8	10	9	T8	10	7	7	--	--	--	--	5	8-5	
13-14	7	7	7	7	7	5	5	5	6	6	9	10	9	13	15	18	15	12	12	10	--	--	--	--	5	6-5	
14-15	11	11	13	9	13	8	8	12	11	19	19	14	10	11	10	11	13	12	11	--	--	--	--	--	6	6-6	
15-16	18	--	13	12	11	8	8	7	7	10	9	9	12	18	18	16	15	13	12	--	--	--	--	--	3	8-3	
16-17	19	15	20	17	15	19	18	17	24	rv	rv	rv	25	rv	rv	22	20	19	18	--	--	--	--	--	7	3-7	
17-18	rv	25	22	20	20	rv	rv	--	--	--	--	--	--	--	--	--	--	--	--	--	--	--	--	--	--	11	0-11
18-19	nr	nr	nr	25	19	18	18	18	16	16	16	15	19	19	17	16	11	13	18	17	--	--	--	--	6	4-6	
19-20	13	13	13	14	15	14	14	13	13	14	11	12	13	15	18	14	15	16	16	--	--	--	16	16	5	3-5	
20-21	11	11	11	9	9	13	13	10	12	12	15	15	20	17	19	17	18	18	--	--	--	18	18	18	4	4-7	

**Note:** The poll was launched at the Philadelphia Inquirer with the start of the 1976-77 season. In 1989-90, the poll increased from 20 to 25 teams. Release dates and the number of weekly rankings per season varied from year-to-year. \*Dates do not include preseason rankings; PS - Preseason rankings (started in 1962); # - Record vs. Ranked Opponents; rv - receiving votes





# KENTUCKY IN THE NATIONAL RANKINGS

## Kentucky Week-By-Week In The Coaches Poll

Year	PS	2	3	4	5	6	7	8	9	10	11	12	13	14	15	16	17	18	19	Final
84-85		N/A	N/A	N/A	N/A	N/A	N/A	N/A	N/A	N/A	14	16	19	16	25	23	--	--	--	
85-86		--	--	21	20	21	23	22	23	T23	24	24	23	23	--	--	--	--	--	
86-87		--	--	25	20	--	--	--	--	--	--	--	--	--	--	--	--	--	--	
87-88		--	--	--	--	--	--	--	--	--	--	--	--	--	--	--	--	--	--	
88-89		--	--	--	--	--	--	--	--	--	--	--	--	--	--	--	--	--	--	
89-90		--	--	--	--	--	--	25	--	--	--	--	--	--	--	--	--	--	--	
90-91		--	--	--	--	--	--	--	--	--	--	--	--	--	--	--	--	--	--	
91-92		--	--	--	--	--	--	--	--	--	--	--	--	--	--	--	--	--	--	
92-93		--	--	--	--	--	23	23	23	23	--	--	--	--	--	--	--	--	--	
93-94		--	--	--	--	--	--	--	--	--	--	--	--	--	--	--	--	--	--	
94-95		--	--	--	--	--	--	--	--	--	--	--	--	--	--	--	--	--	--	
95-96		--	--	--	--	--	--	--	--	--	--	--	--	--	--	--	--	--	--	
96-97		--	--	--	--	--	--	--	--	--	--	--	--	--	--	--	--	--	--	
97-98		--	--	--	--	--	--	--	--	--	--	--	--	--	--	--	--	--	--	
98-99		--	--	--	--	--	--	--	--	--	--	--	--	--	--	--	--	--	--	
99-00		--	--	--	--	--	--	--	--	--	--	--	--	--	--	--	--	--	--	
00-01		--	--	--	--	--	--	--	--	--	--	--	--	--	--	--	--	--	--	
01-02		--	--	--	--	--	--	--	--	--	--	--	--	--	--	--	--	--	--	
02-03		--	--	--	--	--	--	--	--	--	--	--	--	--	--	--	--	--	--	
03-04		--	--	--	--	--	--	--	--	--	--	--	--	--	--	--	--	--	--	
04-05		--	--	--	--	--	--	--	--	--	--	--	--	--	--	--	--	--	--	
05-06		--	--	--	--	--	--	--	--	--	--	23	--	--	--	--	--	--	--	
06-07	16	24	24	--	--	--	--	--	--	--	--	--	--	--	--	--	--	--	--	
07-08		--	--	--	--	--	--	--	--	--	--	--	--	--	--	--	--	--	--	
08-09		--	--	--	--	--	--	--	--	--	--	--	--	--	--	--	--	--	--	
09-10		--	--	--	--	--	--	--	--	--	25	23	18	16	16	14	18	16	15	T9
10-11	10	10	9	9	14	13	11	11	10	19	19	18	18	18	19	20	16	16	22	22
11-12	15	13	11	10	10	7	8	6	9	8	6	6	5	7	8	10	9	11	11	8
12-13	7	7	8	8	6	6	6	6	6	5	4	7	8	7	7	10	7	7	7	8
13-14	8	8	7	7	6	6	6	6	6	10	12	8	12	13	18	15	15	13	11	11
14-15	10	9	10	13	8	8	13	11	11	11	14	10	12	10	10	15	11	11	11	16
15-16	17	13	11	10	8	8	7	9	9	9	12	18	18	16	14	13	13	--	13	
16-17	19	19	24	20	17	23	24	23	rv	--	--	--	--	--	rv	24	24	--	25	
17-18	rv	rv	22	23	rv	rv	--	--	--	--	--	--	--	--	--	--	--	--	--	
18-19	rv	rv	25	19	20	18	17	15	16	15	12	15	17	18	17	13	14	17	17	21
19-20	16	14	14	14	11	13	13	13	14	11	13	13	15	19	16	16	18	18	--	18
20-21	12	--	9	9	12	11	8	11	12	14	14	18	17	17	19	19	19	--	--	21

**Note:** Beginning with the 1985-86 season, the USA Today/ESPN poll has selected its Top 25 teams after the NCAA championship game. USA Today's voting panel consists of 40 coaches representing a geographical mix of the nation and representing each of the nine Women's Basketball Coaches Association's districts. In 1993, USA Today joined with Cable News Network (CNN) to compile the poll. In 1998, ESPN replaced CNN as USA Today's partner in compiling the poll.

**UK ALL-TIME VS. ALL OPPONENTS WHO ARE RANKED**

Alabama	2-6
Arizona State	1-1
Arkansas	2-6
Auburn	5-14
Baylor	2-3
California	0-1
Cincinnati	0-1
Connecticut	1-4
Dayton	1-0
Delaware	1-0
DePaul	0-1

Duke	2-5
Florida	3-7
George Washington	0-2
Georgia	13-28
Green Bay	1-0
Illinois	0-1
Immaculata	1-0
Indiana	1-0
Iowa	0-1
Kansas	1-0
LSU	3-20
Louisiana Tech	0-3
Louisville	4-4
Memphis State	0-1
Miami (Fla.)	1-0

Michigan State	1-1
Mississippi State	6-5
Missouri	1-1
Miss. U for Women	0-1
Nebraska	1-1
North Carolina	0-4
Notre Dame	1-1
N.C. State	1-2
Ohio State	3-5
Oklahoma	3-0
Old Dominion	1-5
Purdue	0-2
Rutgers	3-2
South Carolina	6-21
Tennessee	12-49

Tennessee Tech	1-2
Texas	0-1
Texas A&M	5-4
UCLA	0-2
Vanderbilt	2-20
Western Kentucky	4-5
Xavier	0-1
<b>Total</b>	<b>77-223</b>





# RECORDS VS. RANKED OPPONENTS

## UK'S UPSETS AGAINST HIGHER-RANKED TEAMS

Date	Opponent	UK Opp.	Site	Score	Pt. Diff.
12/4/76	Tenn. Tech	NR	4 H	72-70	2
1/15/78	Immaculata	NR	17 H	74-64	10
1/20/79	Tennessee	NR	4 H	66-64	2
1/15/80	Rutgers	NR	7 H	97-78	19
1/3/82	Georgia	14	11 H	62-59	3
2/28/82	Tennessee	13	11 H	80-74	6
3/18/82	So. Carolina	14	12 N	73-69	4
2/5/83	ODU	7	6 H	80-66	14
12/2/83	Ohio State	NR	16 A	73-68	5
1/29/85	Georgia	17	5 H	61-57	4
2/2/86	Auburn	NR	11 A	91-90 (2OT)	1
1/21/87	Vanderbilt	NR	11 H	74-71	3
12/11/91	Western Ky.	NR	8 A	67-66	1
3/7/92	Alabama	NR	17 N	95-87	8
12/5/92	Connecticut	NR	21 H	75-54	21
12/31/92	Kansas	NR	25 H	71-61	10
1/19/93	Western Ky.	NR	17 H	62-60	2
1/4/95	Florida	NR	16 H	63-55	8
1/28/96	Arkansas	NR	22 H	69-65	4
1/14/97	Western Ky.	NR	18 H	79-73	6
12/8/97	Western Ky.	NR	14 A	66-64 (OT)	2
12/14/97	Auburn	NR	16 H	68-67	1
2/7/99	Georgia	NR	8 H	80-76	4
2/26/99	LSU	NR	17 N	81-71	10
1/24/99	Alabama	NR	18 H	76-72	4
1/6/00	Auburn	NR	5 H	71-69	2
1/13/05	Georgia	NR	18 H	71-63	8
1/26/06	Tennessee	NR	1 H	66-63	3
3/3/06	Florida	NR	23 N	88-70	18
1/20/08	Auburn	NR	18 H	62-55	7
1/31/08	Georgia	NR	14 A	47-44	3
3/7/08	Georgia	NR	21 N	57-50	7
2/19/09	Tennessee	NR	13 H	66-56	10
1/10/10	Vanderbilt	NR	17 H	63-53	10
1/28/10	LSU	NR	18 A	71-62	9
3/28/10	Nebraska	19	4 N	76-67	9
12/4/11	Louisville	12	10 H	74-54	10
12/8/11	Duke	10	6 H	72-65	7
1/12/12	Tennessee	8	6 H	61-60	1
3/19/12	Green Bay	12	10 N	65-62	3
12/2/12	Louisville	9	7 A	48-47	1
3/3/13	Tennessee	10	8 H	78-65	13
12/1/13	Louisville	7	3 H	69-64	5
2/16/14	Tennessee	18	8 A	75-71	4
3/8/14	So. Carolina	12	5 N	68-58	10
11/17/14	Baylor	11	8 H	74-64	10
12/7/14	Louisville	13	7 A	77-68	9
3/1/15	So. Carolina	13	2 H	67-56	11
3/6/15	Miss. State	12	11 N	76-67	9
11/15/15	Arizona State	18	15 A	68-64 (OT)	4
2/18/16	Miss. State	16	14 A	83-60	23
2/28/16	Texas A&M	11	15 A	71-58	13
11/11/16	Miami (Fla.)	19	14 H	82-66	16
12/1/16	Oklahoma	17	12 H	82-68	14
2/23/17	Miss. State	22	3 H	78-75 (OT)	3
11/22/18	USF	NR	17 N	85-63	22
1/10/19	Tennessee	16	13 A	73-71	2
2/21/19	South Carolina	16	13 A	65-57	7
2/16/20	Miss. State	18	6 H	73-62	11
12/31/20	Arkansas	13	10 H	75-64	11
1/3/21	Miss. State	13	12 A	92-86	6
2/11/21	Tennessee	20	16 H	71-56	15
2/25/21	Georgia	19	17 A	62-58	4

## KENTUCKY VS. ALL OPPONENTS WHEN OPPONENTS ARE RANKED

Date	Opponent	UK Opp.	Site	W/L	Score	Pt. Diff.
2/25/78	Tennessee	NR	1 A	L	66-69	3
3/10/78	Tennessee	NR	1 H	L	60-76	16
1/28/79	ODU	NR	1 H	L	65-81	16
3/20/82	La. Tech	14	1 A	L	60-82	22
12/29/84	ODU	13	1 N	L	59-66	7
1/13/85	ODU	12	1 H	L	63-64	1
2/25/89	Auburn	NR	1 N	L	70-89	19
2/6/93	Tennessee	NR	1 A	L	61-85	24
2/20/94	Tennessee	NR	1 H	L	89-95 (OT)	6
2/13/96	Georgia	NR	1 A	L	55-75	20
1/18/98	Tennessee	NR	1 H	L	65-93	28
1/17/99	Tennessee	NR	1 A	L	60-98	38

11/24/99	Connecticut	NR	1 A	L	62-68	6
1/29/04	Tennessee	NR	1 H	L	72-81	9
2/17/05	LSU	NR	1 A	L	58-81	23
1/26/06	Tennessee	NR	1 H	W	66-63	3
11/13/12	Baylor	6	1 A	L	51-85	34
1/11/15	So. Carolina	10	1 A	L	60-68	8
2/23/20	So. Carolina	14	1 H	L	67-58	9

### #2 (1-23)

Date	Opponent	UK Opp.	Site	W/L	Score	Pt. Diff.
2/23/86	Georgia	NR	2 A	L	67-113	46
1/11/87	Tennessee	NR	2 H	L	64-76	12
2/3/87	Auburn	NR	2 H	L	53-72	19
1/4/88	La. Tech	NR	2 A	L	63-95	32
1/21/89	Tennessee	NR	2 A	L	57-101	44
3/8/92	Tennessee	NR	2 N	L	80-94	14
2/19/95	Tennessee	NR	2 A	L	41-67	26
3/4/95	Tennessee	NR	2 N	L	62-74	12
1/11/96	Vanderbilt	NR	2 A	L	53-58	5
1/23/00	Tennessee	NR	2 H	L	65-71	6
3/3/00	Georgia	NR	2 N	L	45-63	18
1/21/01	Tennessee	NR	2 H	L	38-110	72
1/16/03	LSU	NR	2 A	L	39-82	43
1/17/08	Tennessee	NR	2 H	L	40-65	25
2/3/08	Tennessee	NR	2 A	L	51-79	28
12/22/13	Duke	5	2 H	L	61-69	8
3/1/15	So. Carolina	13	2 H	W	67-56	11
1/14/16	So. Carolina	9	2 H	L	53-64	11
2/4/16	So. Carolina	18	2 A	L	68-78	10
3/5/16	So. Carolina	13	2 N	L	93-63	30
2/11/18	Miss. State	NR	2 A	L	74-55	19
2/25/18	Miss. State	NR	2 H	L	85-63	22
3/2/18	Miss. State	NR	2 N	L	81-57	23
2/21/21	So. Carolina	17	2 A	L	76-55	21

### #3 (2-19)

Date	Opponent	UK Opp.	Site	W/L	Score	Pt. Diff.
1/28/78	Tennessee	NR	3 H	L	90-92 (OT)	2
1/11/81	Rutgers	14	3 A	L	67-69 (OT)	2
1/7/84	Georgia	NR	3 H	L	68-69	1
2/14/88	Auburn	NR	3 A	L	57-93	36
2/18/88	Tennessee	NR	3 H	L	75-99	24
3/5/88	Tennessee	NR	3 N	L	66-100	44
1/22/90	Tennessee	NR	3 H	L	60-76	16
3/7/93	Vanderbilt	NR	3 N	L	61-68	7
2/17/00	Georgia	NR	3 H	L	69-73	4
1/27/01	Tennessee	NR	3 A	L	39-83	44
3/2/03	Tennessee	NR	3 H	L	69-84	15
12/18/05	LSU	NR	3 H	L	36-66	30
3/4/06	LSU	NR	3 N	L	52-79	27
1/21/07	Tennessee	NR	3 A	L	62-84	22
1/4/11	Duke	10	3 A	L	48-54	6
12/18/11	Notre Dame	8	3 A	L	83-92	9
2/27/12	UConn	12	3 N	L	65-80	15
4/1/13	UConn	7	3 N	L	53-83	30
12/1/13	Louisville	7	3 H	W	69-64	5
2/23/17	Miss. State	22	3 H	W	78-75 (OT)	3
12/17/17	Louisville	rv	3 H	L	87-63	24

### #4 (3-17)

Date	Opponent	UK Opp.	Site	W/L	Score	Pt. Diff.
12/4/76	Tenn. Tech	NR	4 H	W	72-70	2
1/20/79	Tennessee	NR	4 H	W	66-64	2
2/5/84	Georgia	NR	4 A	L	61-87	26
2/3/90	Georgia	NR	4 A	L	75-78	3
1/12/91	Tennessee	NR	4 A	L	70-80	10
2/3/91	Georgia	NR	4 H	L	71-87	16
2/8/92	Tennessee	NR	4 H	L	52-77	25
1/14/96	Tennessee	NR	4 H	L	45-60	15
1/22/97	Alabama	NR	4 N	L	62-78	16
1/30/00	Tennessee	NR	4 A	L	48-77	29
2/24/02	Tennessee	NR	4 A	L	64-89	25
2/25/10	Tennessee	16	4 A	L	65-81	16
3/7/10	Tennessee	19	4 N	L	62-70	8
3/28/10	Nebraska	19	4 N	W	76-67	9
2/7/11	Tennessee	15	4 H	L	67-73	6
3/6/11	Tennessee	16	4 N	L	65-90	25
2/20/14	So. Carolina	16	4 H	L	58-81	23
2/2/17	So. Carolina	25	4 H	L	75-63	12
1/2/20	So. Carolina	13	4 A	L	99-72	27

### #5 (3-10)

Date	Opponent	UK Opp.	Site	W/L	Score	Pt. Diff.
1/29/85	Georgia	17	5 H	W	61-57	4
1/3/87	La. Tech	NR	5 H	L	63-64	1
3/5/87	Georgia	NR	5 N	L	64-67	3
2/4/89	Georgia	NR	5 H	L	72-90	18
2/23/93	Vanderbilt	NR	5 H	L	52-65	13
1/6/00	Auburn	NR	5 H	W	71-69	2
2/15/01	Georgia	NR	5 A	L	58-91	33
3/8/14	So. Carolina	12	5 N	W	68-58	10
3/29/14	Baylor	10	5 N	L	72-90	18
3/7/15	Tennessee	12	5 N	L	64-75	11
3/4/17	So. Carolina	20	5 N	L	89-77	12
12/09/18	Louisville	19	5 A	L	75-80	5
1/10/21	So. Carolina	10	5 H	L	75-70	5

### #6 (4-17)

Date	Opponent	UK Opp.	Site	W/L	Score	Pt. Diff.
1/22/77	Tenn. Tech	19	6 A	L	69-92	23
2/17/79	Tennessee	NR	6 A	L	51-89	38
2/2/80	Tennessee	17	6 H	L	83-91 (OT)	8
2/5/83	ODU	7	6 H	W	80-66	14
2/9/83	Tennessee	4	6 H	L	85-95	10
2/12/84	Tennessee	NR	6 A	L	65-67	2
2/17/85	Georgia	NR	6 A	L	65-87	22
2/27/87	Georgia	NR	6 A	L	64-73	9
12/31/93	UNC	NR	6 N	L	75-80 (OT)	5
1/12/94	Vanderbilt	NR	6 A	L	56-83	27
2/8/97	Georgia	NR	6 H	L	62-80	18
1/7/98	Vanderbilt	NR	6 A	L	54-64	10
12/1/00	Purdue	NR	6 H	L	67-87	20
2/21/02	Vanderbilt	NR	6 H	L	57-73	16
2/21/08	LSU	NR	6 A	L	48-52	4
12/8/11	Duke	10	6 H	W	72-65	7
1/12/12	Tennessee	8	6 H	W	61-60	1
3/9/14	Tennessee	12	6 N	L	70-71	1
1/29/15	Tennessee	10	6 H	L	72-73	1
2/15/15	Tennessee	10	6 A	L	58-72	14
2/16/20	Miss. State	18	6 H	W	73-62	11

### #7 (3-10)

Date	Opponent	UK Opp.	Site	W/L	Score	Pt. Diff.
1/15/80	Rutgers	NR	7 H	W	97-78	19
1/20/82	ODU	8	7 A	L	68-91	23
1/30/91	Auburn	NR	7 H	L	65-72	7
1/23/05	Tennessee	NR	7 A	L	49-67	18
1/6/07	Ohio State	NR	7 A	L	51-53	2
3/8/08	LSU	NR	7 N	L	49-66	17
12/2/12	Louisville	9	7 A	W	48-47	1
12/7/14	Louisville	13	7 A	W	77-68	9
12/4/16	Louisville	17	7 A	L	69-67 (OT)	2
2/26/17	So. Carolina	22	7 A	L	95-87	8
12/31/17	Tennessee	NR	7 H	L	63-49	14
1/06/19	Miss. State	16	7 A	L	71-86	15



## RECORDS VS. RANKED OPPONENTS

3/7/20 Miss. State 16 9 N L 77-59 18

### #10 (5-8)

Date	Opponent	UK Opp.	Site	W/L	Score	Pt. Diff.	
1/31/82	Memphis St.	11	10	H	L	69-70	1
1/30/83	Georgia	7	10	H	W	66-59	7
3/1/86	LSU	NR	10	N	L	66-77	11
2/12/92	Vanderbilt	NR	10	A	L	67-93	26
2/13/97	Florida	NR	10	H	L	53-77	24
3/2/07	Georgia	NR	10	N	L	40-72	32
12/4/11	Louisville	12	10	H	W	74-54	10
3/19/12	Green Bay	12	10	N	W	65-62	3
2/18/13	Texas A&M	9	10	A	W	70-66	4
1/9/14	So. Carolina	9	10	A	L	59-68	9
1/21/18	So. Carolina	NR	10	H	L	81-64	17
3/25/19	NC State	17	10	A	L	57-72	5
12/31/20	Arkansas	13	10	H	W	75-64	11

### #11 (7-10)

Date	Opponent	UK Opp.	Site	W/L	Score	Pt. Diff.	
12/5/77	Tenn. Tech	19	11	A	L	69-89	20
1/3/80	So. Carolina	18	11	A	L	61-84	23
2/6/81	Tennessee	10	11	A	L	65-81	16
1/3/82	Georgia	14	11	H	W	62-59	3
2/28/82	Tennessee	13	11	H	W	80-74	6
1/25/84	Tennessee	NR	11	H	L	63-75	12
1/24/86	Tennessee	NR	11	H	W	96-82	14
2/2/86	Auburn	NR	11	A	W	91-90 (2 OT)	1
1/21/87	Vanderbilt	NR	11	H	W	74-71	3
12/11/87	Western Ky.	NR	11	A	L	56-80	24
2/24/90	Auburn	NR	11	A	L	60-68	8
1/22/95	Georgia	NR	11	H	L	57-68	11
2/15/07	Georgia	NR	11	H	L	72-82 (OT)	10
2/13/12	Tennessee	7	11	A	L	54-91	37
3/6/15	Miss. State	12	11	N	W	76-67	9
2/28/16	Texas A&M	15	11	A	W	71-58	13
3/19/17	Ohio State	18	11	H	L	82-68	14

### #12 (6-10)

Date	Opponent	UK Opp.	Site	W/L	Score	Pt. Diff.	
3/18/82	So. Carolina	14	12	N	W	73-69	4
2/20/83	Georgia	8	12	A	L	81-99	18
1/28/86	LSU	NR	12	H	L	63-76	13
3/2/91	LSU	NR	12	N	L	79-96	17
12/14/91	GWash	NR	12	A	L	62-71	9
1/4/98	Florida	NR	12	A	L	58-100	42
11/29/98	UCLA	NR	12	N	L	54-64	10
12/18/99	Purdue	NR	12	N	L	40-48	8
1/18/01	LSU	NR	12	A	L	64-87	23
1/11/04	Georgia	NR	12	H	L	53-74	21
3/30/10	Oklahoma	19	12	N	L	68-88	20
11/21/10	Notre Dame	9	12	H	W	81-76	5
3/9/13	Georgia	7	12	N	W	60-38	22
12/1/16	Oklahoma	17	12	H	W	82-68	14
1/16/20	Texas A&M	11	12	H	W	76-54	22
1/3/21	Miss. State	13	12	A	W	92-86	6

### #13 (6-9)

Date	Opponent	UK Opp.	Site	W/L	Score	Pt. Diff.	
1/24/81	So. Carolina	9	13	H	W	70-65 (OT)	5
2/18/82	Tennessee	14	13	H	L	61-65	4
2/16/83	Rutgers	7	13	A	W	89-80	9
12/12/86	Ohio State	NR	13	H	L	71-76	5
2/7/88	Georgia	NR	13	A	L	70-86	16
3/5/94	Vanderbilt	NR	13	N	L	67-72	5
1/25/97	Arkansas	NR	13	A	L	55-88	33
2/13/03	Arkansas	NR	13	H	L	60-70	10
11/25/03	UNC	NR	13	H	L	59-75	16
2/19/09	Tennessee	NR	13	H	W	66-56	10
2/3/13	Georgia	8	13	H	L	71-75	4
12/21/14	Duke	8	13	A	L	68-89	21
2/12/15	Miss. State	10	13	H	W	92-90 (2OT)	2
12/20/15	Duke	8	13	H	W	71-61	10
1/10/19	Tennessee	16	13	A	W	73-71	2
2/21/19	So. Carolina	16	13	A	W	65-57	8
12/6/20	Indiana	11	13	H	W	72-68	4

### #14 (7-13)

Date	Opponent	UK Opp.	Site	W/L	Score	Pt. Diff.	
3/10/81	N.C. State	10	14	H	W	75-74 (OT)	1
2/18/83	Auburn	7	14	H	W	77-55	22
3/3/83	Auburn	6	14	N	L	70-85	15
12/30/85	Ohio State	NR	14	A	W	70-66	4
12/21/93	Ohio State	NR	14	H	L	81-94	13

12/30/95	N.C. State	NR	14	N	L	62-66	4
11/29/97	Nebraska	NR	14	A	L	59-68	9
12/8/97	Western Ky.	NR	14	A	W	66-64 (OT)	2
1/28/98	Florida	NR	14	H	L	63-70	7
2/27/99	Georgia	NR	14	H	L	62-68	6
1/20/00	LSU	NR	14	H	L	59-66	7
1/7/01	Florida	NR	14	H	L	48-85	37
2/14/02	Florida	NR	14	A	L	59-81	22
1/18/04	LSU	NR	14	H	L	69-70	1
2/2/06	Georgia	21	14	A	L	57-91	34
11/14/07	GWash.	NR	14	A	L	65-76	11
3/21/11	UNC	17	14	N	L	74-86	12
2/2/14	LSU	13	14	H	W	63-56	7
2/18/16	Miss. State	16	14	A	W	83-60	23
11/11/16	Miami (Fla.)	19	14	H	W	82-66	16

### #15 (5-6)

Date	Opponent	UK Opp.	Site	W/L	Score	Pt. Diff.	
2/6/82	Georgia	11	15	A	W	77-76	1
2/28/84	Auburn	NR	15	A	L	63-83	20
11/27/84	Ohio State	NR	15	H	W	74-61	13
3/14/99	UCLA	NR	15	N	L	63-87	24
2/1/07	Vanderbilt	NR	15	H	L	62-63	1
1/19/12	Georgia	6	15	A	W	69-64	5
3/30/13	Delaware	7	15	N	W	69-62	7
2/19/15	Texas A&M	11	15	H	L	69-81	12
11/15/15	Arizona State	18	15	A	W	68-64 (OT)	4
12/29/16	Duke	17	15	A	L	69-54	15
2/8/18	Missouri	NR	15	A	L	83-78	5

### #16 (3-13)

Date	Opponent	UK Opp.	Site	W/L	Score	Pt. Diff.	
12/7/76	Tennessee	18	16	H	L	57-82	25
11/18/78	Miss. U./W	NR	16	N	L	76-81 (OT)	5
12/2/83	Ohio State	NR	16	A	W	73-68	5
12/20/83	Alabama	20	16	H	L	49-78	29
1/11/90	LSU	NR	16	H	L	79-80 (OT)	1
1/4/95	Florida	NR	16	H	W	63-55	8
12/29/95	Duke	NR	16	N	L	54-73	19
3/1/96	Auburn	NR	16	N	L	43-58	15
12/14/97	Auburn	NR	16	H	W	68-67	1
3/1/01	LSU	NR	16	N	L	57-72	15
2/2/03	So. Carolina	NR	16	H	L	46-49	3
2/16/03	Miss. State	NR	16	A	L	46-96	50
2/27/03	So. Carolina	NR	16	A	L	51-97	46
3/20/06	Michigan St.	NR	16	N	L	63-67	4
2/14/13	So. Carolina	9	16	H	W	78-74	4
2/23/14	Texas A&M	15	16	A	W	83-74	9
1/31/19	So. Carolina	19	16	H	L	70-74	4
2/11/21	Tennessee	20	16	H	W	71-56	15
3/5/21	Georgia	17	16	N	L	78-66	12

### #17 (8-5)

Date	Opponent	UK Opp.	Site	W/L	Score	Pt. Diff.	
1/15/78	Immaculata	NR	17	H	W	74-64	10
11/29/88	Ohio State	NR	17	H	L	80-82	2
1/6/91	LSU	NR	17	A	L	74-78	4
3/7/92	Alabama	NR	17	N	W	95-87	8
1/19/93	Western Ky.	NR	17	H	W	62-60	2
12/11/94	Western Ky.	NR	17	H	L	48-64	16
2/26/99	LSU	NR	17	N	W	81-71	10
1/19/03	Vanderbilt	NR	17	A	L	50-84	34
11/27/04	Rutgers	NR	17	N	L	60-75	15
1/31/08	Georgia	NR	17	A	W	47-44	3
1/10/10	Vanderbilt	NR	17	H	W	63-53	10
11/22/18	USF	NR	17	H	W	85-63	22
2/25/21	Georgia	19	17	A	W	62-58	4

### #18 (6-6)

Date	Opponent	UK Opp.	Site	W/L	Score	Pt. Diff.	
12/14/86	Illinois	NR	18	H	L	76-78	2
1/20/96	Alabama	NR	18	A	L	51-66	15
1/14/97	Western Ky.	NR	18	H	W	79-73	6
2/14/99	Alabama	NR	18	H	W	76-72	4
1/11/01	Vanderbilt	NR	18	H	L	61-91	30
2/9/03	Vanderbilt	NR	18	H	L	63-85	22
1/13/05	Georgia	NR	18	H	W	71-63	8
2/6/05	Georgia	NR	18	A	L	64-68	4
1/28/10	LSU	NR	18	A	W	71-62	5
1/24/13	So. Carolina	5	18	A	L	50-55	5
3/26/13	Dayton	7	18	N	W	84-70	14
1/25/16	Tennessee	9	18	H	W	64-63	1

### #19 (1-13)

Date	Opponent	UK Opp.	Site	W/L	Score	Pt. Diff.	
2/13/82	So. Carolina	14	19	A	L	81-91	10
12/31/91	Connecticut	NR	19	A	L	81-53	28
2/11/95	Alabama	NR	19	H	L	62-68	6
2/4/99	Auburn	NR	19	H	L	67-68	1
12/6/00	Xavier	NR	19	A	L	62-80	18
1/13/02	Auburn	NR	19	H	L	66-70	4
2/3/02	Georgia	NR	19	H	L	50-76	26
2/5/04	Auburn	NR	19	H	L	54-71	17
2/29/04	Georgia	NR	19	A	L	62-73	11
12/3/06	Louisville	24	19	A	L	75-83	8
2/11/10	Georgia	17	19	H	W	64-48	16
3/10/13	Texas A&M	7	19	N	L	67-75	8
1/4/18	Texas A&M	NR	19	A	L	74-70	4
2/28/19	Texas A&M	11	19	H	L	55-62	7

### #20 (3-8)

Date	Opponent	UK Opp.	Site	W/L	Score	Pt. Diff.	
1/17/84	Rutgers	NR	20	H	W	74-45	29
1/22/84	Vanderbilt	NR	20	A	L	74-77	3
2/14/89	LSU	NR	20	A	L	72-86	14
1/7/90	Vanderbilt	NR	20	A	L	70-79	9
12/10/93	Western Ky.	NR	20	A	L	77-82 (OT)	5
2/13/94	Alabama	NR	20	A	L	82-96	14
1/3/99	Florida	NR	20	H	L	63-77	14
2/27/00	Miss. State	NR	20	H	L	46-63	17
1/4/01	Auburn	NR	20	A			





# RECORDS VS. RANKED OPPONENTS

## UK VS. ALL OPPONENTS WHEN UK IS RANKED

### #4 (0-1)

Date	Opponent	UK Opp.	Site	W/L	Score	Pt. Diff.	
2/9/83	Tennessee	4	6	H	L	85-95	10

### #5 (7-1)

Date	Opponent	UK Opp.	Site	W/L	Score	Pt. Diff.	
1/17/13	Miss. State	5	NR	H	W	100-47	53
1/20/13	Auburn	5	NR	H	W	97-53	44
1/24/13	So. Carolina	5	18	A	W	50-55	5
1/27/13	LSU	5	NR	H	W	73-60	13
12/6/13	Baylor	5	9	N	W	133-130	40T 3
12/12/13	DePaul	5	NR	A	W	96-85	11
12/15/13	East Tenn.	5	NR	H	W	73-56	17
12/22/13	Duke	5	2	L	H	61-69	8

### #6 (10-3)

Date	Opponent	UK Opp.	Site	W/L	Score	Pt. Diff.	
2/27/83	Tennessee	6	8	A	W	81-69	12
3/3/83	Auburn	6	14	N	L	70-85	15
1/19/12	Georgia	6	15	A	W	69-64	5
11/10/12	Delaware St.	6	NR	H	W	90-50	40
11/13/12	Baylor	6	1	A	L	51-85	34
11/17/12	High Pt.	6	NR	H	W	80-46	34
1/3/13	Florida	6	NR	H	W	76-69	7
1/6/13	Alabama	6	NR	A	W	87-70	17
1/10/13	Texas A&M	6	20	H	W	65-62	3
1/13/13	Missouri	6	NR	A	W	69-43	26
12/29/13	Grambling	6	NR	H	W	109-46	63
1/2/14	Alabama	6	NR	A	W	85-63	22
1/5/14	Florida	6	NR	H	L	73-83	10

### #7 (25-4)

Date	Opponent	UK Opp.	Site	W/L	Score	Pt. Diff.	
1/30/83	Georgia	7	10	H	W	66-59	7
2/5/83	ODU	7	6	H	W	80-66	14
2/16/83	Rutgers	7	13	A	W	89-80	9
2/18/83	Auburn	7	14	H	W	77-55	22
2/13/12	Tennessee	7	11	A	L	54-91	37
2/20/12	Vanderbilt	7	NR	H	W	70-61	9
12/7/12	DePaul	7	NR	H	W	96-64	32
12/9/12	Middle Tenn.	7	NR	H	W	68-46	22
12/18/12	Pepperdine	7	NR	A	W	80-62	18
12/21/12	UCSB	7	NR	A	W	66-38	28
12/28/12	Alcorn St.	7	NR	H	W	90-23	67
12/30/12	Marsit	7	NR	H	W	78-56	22
3/8/13	Vanderbilt	7	NR	N	W	76-65	11
3/9/13	Georgia	7	12	N	W	60-38	22
3/10/13	Texas A&M	7	19	N	L	67-75	8
3/24/13	Navy	7	NR	N	W	61-41	20
3/26/13	Dayton	7	18	N	W	84-70	14
3/30/13	Delaware	7	15	N	W	69-62	8
4/1/13	UConn	7	1	N	L	53-83	30
11/8/13	Marist	7	NR	A	W	75-61	14
11/10/13	Wagner	7	NR	A	W	96-57	39
11/13/13	Ga. Southern	7	NR	H	W	103-38	65
11/17/13	Central Mich	7	NR	H	W	96-74	22
11/21/13	Lipscomb	7	NR	H	W	116-49	67
11/24/13	MTSU	7	NR	A	W	84-72	12
11/27/13	Bradley	7	NR	H	W	117-77	40
12/1/13	Louisville	7	4	H	W	69-64	5
12/28/15	Tenn. Tech	7	NR	H	W	81-39	42
1/3/16	Auburn	7	RV	A	L	61-66	5

### #8 (8-5)

Date	Opponent	UK Opp.	Site	W/L	Score	Pt. Diff.	
1/20/82	ODU	8	7	A	L	68-91	23
2/20/83	Georgia	8	12	A	L	81-99	18
11/26/10	Murray State	8	NR	N	W	91-59	32
11/27/10	SMU	8	NR	A	W	79-60	19
12/18/11	Notre Dame	8	3	A	L	83-92	9
1/12/12	Tennessee	8	6	H	W	61-60	1
2/24/13	LSU	8	NR	A	L	72-77	5
12/12/14	Middle Tenn.	8	NR	H	W	78-62	16
12/14/14	Belmont	8	NR	H	W	71-55	16
12/21/14	Duke	8	13	A	L	68-89	21
12/10/15	Louisville	8	RV	H	W	72-54	18
12/13/15	MTSU	8	NR	A	W	68-52	16
12/20/15	Duke	8	13	H	W	71-61	10

### #9 (19-7)

Date	Opponent	UK Opp.	Site	W/L	Score	Pt. Diff.	
1/24/81	So. Carolina	9	13	H	W	70-65 (OT)	5
11/12/10	Morehead St.	9	NR	H	W	82-48	34

11/14/10	Miami (Ohio)	9	NR	A	W	84-71	13
11/21/10	Notre Dame	9	12	H	W	81-76	5
1/15/12	So. Carolina	9	24	A	W	66-58	8
11/25/12	USC Upstate	9	NR	H	W	100-34	66
11/28/12	Miami (Ohio)	9	NR	H	W	92-53	39
12/2/12	Louisville	9	7	A	W	48-57	1
2/3/13	Georgia	9	13	H	L	71-75	4
2/14/13	So. Carolina	9	16	H	W	78-74	4
2/18/13	Texas A&M	9	11	A	W	70-66	4
1/9/14	So. Carolina	9	10	A	L	59-68	9
1/12/14	Missouri	9	NR	H	W	80-69	11
1/23/14	Alabama	9	NR	H	L	55-57	2
1/26/14	Arkansas	9	NR	W	W	68-58	10
11/27/14	Illinois	9	NR	N	L	71-77	6
11/28/14	Oklahoma	9	NR	N	W	92-88 (OT)	4
11/29/14	So. Florida	9	NR	N	W	61-57	4
1/14/16	So. Carolina	9	2	H	L	53-64	11
1/17/16	Auburn	9	NR	H	W	54-47	7
1/21/16	Ole Miss	9	NR	A	L	73-65	8
1/25/16	Tennessee	9	18	H	W	64-63	1
12/9/20	Marshall	9	NR	H	W	79-45	34
12/13/20	Samford	9	NR	H	W	88-54	34
12/16/20	DePaul	9	24	A	L	82-86	4
12/19/20	Wofford	9	NR	H	W	98-37	61

### #10 (15-11)

Date	Opponent	UK Opp.	Site	W/L	Score	Pt. Diff.	
2/6/81	Tennessee	10	11	A	L	65-81	16
3/30/81	N.C. State	10	14	H	W	75-74 (OT)	1
1/4/11	Duke	10	3	A	L	48-54	6
1/6/11	Arkansas	10	25	A	L	67-78	11
1/9/11	Georgia	10	NR	H	L	59-61	2
12/8/11	Duke	10	6	H	W	72-65	7
2/7/13	Arkansas	10	NR	A	W	80-74 (OT)	6
2/10/13	Vanderbilt	10	NR	A	W	75-53	22
2/28/13	Ole Miss	10	NR	A	W	90-65	25
3/3/13	Tennessee	10	8	H	W	78-65	13
1/19/14	Auburn	10	NR	A	W	73-71	2
3/22/14	Wright St.	10	NR	H	W	106-60	46
3/24/14	Syracuse	10	NR	H	W	64-59	5
3/29/14	Baylor	10	5	N	L	72-90	18
1/8/15	Auburn	10	NR	H	W	78-57	21
1/11/15	So. Carolina	10	1	A	L	60-68	8
1/15/15	Florida	10	NR	H	W	62-56	6
1/18/15	LSU	10	NR	A	L	79-84	5
1/25/15	Tennessee	10	6	H	L	72-73	1
2/1/15	Georgia	10	21	H	W	80-72	8
2/12/15	Miss. State	10	13	H	W	92-90 (2OT)	2
2/15/15	Tennessee	10	6	A	L	58-72	14
1/7/16	Alabama	10	NR	H	W	73-48	25
1/10/16	Georgia	10	RV	A	W	64-53	9
1/7/21	Texas A&M	10	8	A	L	60-77	17
1/10/21	So. Carolina	10	5	H	L	75-70	5

### #11 (17-5)

Date	Opponent	UK Opp.	Site	W/L	Score	Pt. Diff.	
1/31/82	Memphis St.	11	10	H	L	69-70	1
2/6/82	Georgia	11	15	A	W	77-76	1
12/21/10	Ark. Pine-Bluff	11	NR	H	W	107-35	72
12/29/10	Middle Tenn.	11	NR	H	W	81-72	9
12/30/10	UT Martin	11	NR	H	W	68-47	21
11/14/14	App. State	11	NR	H	W	111-74	37
11/17/14	Baylor	11	8	H	W	74-64	10
1/2/15	Alabama	11	NR	A	W	78-66	12
1/4/15	Ole Miss	11	NR	H	W	64-58	6
2/8/15	Vanderbilt	11	NR	A	W	82-68	14
2/19/15	Texas A&M	11	15	H	L	69-81	12
2/23/15	Ole Miss	11	NR	A	L	59-67	8
3/20/15	Tennessee St.	11	NR	H	W	97-52	45
3/22/15	Dayton	11	NR	H	L	94-99	5
12/2/15	N. Kentucky	11	NR	A	W	84-65	19
12/28/19	Texas A&M	11	19	H	L	55-62	7
3/3/19	Georgia	11	NR	A	W	58-53	5
1/16/20	Texas A&M	11	12	H	W	76-54	22
1/19/20	LSU	11	NR	A	L	59-65	6
11/25/20	Murray State	11	NR	H	W	86-60	26
11/29/20	Belmont	11	NR	H	W	70-50	20
12/3/20	Kansas State	11	NR	A	W	60-49	11
12/6/20	Indiana	11	13	H	W	72-68	4

### #12 (17-8)

Date	Opponent	UK Opp.	Site	W/L	Score	Pt. Diff.	
12/4/81	N.C. State	12	9	A	L	67-77	10
1/13/85	ODU	12	1	H	L	63-64	1

12/4/11	Louisville	12	10	H	W	74-54	10
3/19/12	Green Bay	12	10	N	W	65-62	3
3/25/12	Gonzaga	12	NR	N	W	79-62	17
3/28/12	UConn	12	3	N	L	65-80	15
2/27/14	Miss. St.	12	NR	A	W	81-74 OT	7
3/2/14	Vanderbilt	12	NR	H	W	65-63	2
3/7/14	Florida	12	NR	N	W	75-70	5
3/8/14	So. Carolina	12	5	N	W	68-58	10
3/9/14	Tennessee	12	6	N	L	70-71	1
12/28/14	Tennessee St.	12	NR	H	W	87-75	12
3/5/15	Vanderbilt	12	NR	N	W	67-61	6
3/6/15	Miss. State	12	11	N	W	76-67	9
3/7/15	Tennessee	12	5	N	L	64-75	11
11/25/15	E. Michigan	12	NR	H	W	89-67	22
11/29/16	Jackson St.	12	NR	H	W	92-24	68
1/28/16	Vanderbilt	12	NR	H	L	69-71	2
1/31/16	Florida	12	NR	A	L	79-85	6
3/19/16	UNC Asheville	12	NR	N	W	85-31	54
3/20/16	Oklahoma	12	24	N	W	79-58	21
3/25/16	Washington	12	NR	N	L	72-85	13
1/27/20	Auburn	12	NR	H	W	68-61	7
1/17/21	Vanderbilt	12	NR	H	W	80-73	7
1/21/21	Auburn	12	NR	A	W	76-71	5
1/24/21	Tennessee	12	25	A	L	70-53	17

### #13 (24-6)

Date	Opponent	UK Opp.	Site
------	----------	---------	------



# RECORDS VS. RANKED OPPONENTS

2/25/16	Missouri	15	24	H	W	69-59	10
2/28/16	Texas A&M	15	11	A	W	71-58	13
11/17/16	New Hamp.	15	NR	H	W	92-43	49
11/19/16	Colorado	15	NR	A	L	79-69	10
12/9/16	MTSU	15	NR	H	W	61-48	13
12/11/16	Arizona St.	15	23	H	L	73-71 (OT)	2
1/24/19	Missouri	15	25	H	W	52-41	11
1/27/19	Texas A&M	15	24	A	L	71-73	2
12/4/19	Charlotte	15	NR	H	W	86-39	47
12/8/19	Samford	15	NR	H	W	79-49	30
2/6/20	Alabama	15	NR	H	W	66-62	4
2/9/20	Arkansas	15	25	A	L	103-85	18
2/27/20	Georgia	15	NR	H	W	88-77	11
3/1/20	Vanderbilt	15	NR	A	L	64-70	6
1/28/21	Alabama	15	RV	H	W	81-68	13
1/31/21	Missouri	15	NR	H	W	61-55	6
2/4/21	Ole Miss	15	NR	A	L	60-72	12

## #16 (12-6)

Date	Opponent	UK Opp.	Site	W/L	Score	Pt. Diff.	
2/21/10	USC	16	NR	H	W	71-50	21
2/25/10	Tennessee	16	4	A	L	65-81	16
2/28/10	Auburn	16	NR	A	L	53-65	12
2/3/11	Auburn	16	NR	H	W	69-38	31
3/4/11	LSU	16	NR	N	W	60-58	2
3/5/11	Vanderbilt	16	NR	N	W	69-56	13
3/6/11	Tennessee	16	4	N	L	65-90	25
2/18/16	Miss. State	16	14	A	W	83-60	23
2/21/16	Arkansas	16	NR	H	W	77-63	14
1/3/19	Vanderbilt	16	NR	H	W	77-55	22
1/6/19	Miss. State	16	7	A	L	71-86	15
1/10/19	Tennessee	16	13	A	W	73-71	2
1/13/19	Ole Miss	16	NR	H	L	49-55	6
1/17/19	LSU	16	NR	H	W	64-60	4
2/21/19	So. Carolina	16	13	A	W	65-57	8
2/24/19	LSU	16	NR	H	W	57-52	5
3/6/20	Tennessee	16	NR	N	W	86-65	21
3/7/20	Miss. State	16	9	N	L	59-77	18

## #17 (11-7)

Date	Opponent	UK Opp.	Site	W/L	Score	Pt. Diff.	
2/2/80	Tennessee	17	6	H	L	83-91 (OT)	8
1/29/85	Georgia	17	5	H	W	61-57	4
2/11/10	Georgia	17	19	H	W	64-48	16
2/14/10	Vanderbilt	17	NR	A	L	55-68	13
1/27/11	Ole Miss	17	NR	A	W	74-68	6
1/30/11	Alabama	17	NR	A	W	82-69	13
3/19/11	Hampton	17	NR	N	W	66-62	4
3/21/11	UNC	17	14	N	L	74-86	12
12/1/16	Oklahoma	17	12	H	W	82-68	14
12/4/16	Louisville	17	7	A	L	69-67 (OT)	2
12/29/16	Duke	17	15	A	L	69-54	15
1/1/17	Tennessee	17	NR	A	L	72-65	7
2/11/19	Alabama	17	NR	A	W	68-53	15
2/17/19	Arkansas	17	NR	H	W	61-59	2
3/23/19	Princeton	17	NR	N	W	82-77	5
3/25/19	NC State	17	10	A	L	57-72	15
2/15/21	Florida	17	NR	A	W	88-80	8
2/21/21	So. Carolina	17	2	A	L	76-55	21
3/4/21	Florida	17	NR	N	W	73-64	9
3/5/21	Georgia	17	16	N	L	78-66	12

## #18 (14-5)

Date	Opponent	UK Opp.	Site	W/L	Score	Pt. Diff.	
12/7/76	Tennessee	18	16	H	L	57-82	25
1/3/80	So. Carolina	18	11	A	L	61-84	23
2/13/14	Ole Miss	18	NR	H	W	108-78	30
2/16/14	Tennessee	18	8	A	W	75-71	4
11/13/15	Rice	18	NR	H	W	72-39	33
11/15/15	Arizona St.	18	15	A	W	68-64 (OT)	4
2/4/16	So. Carolina	18	2	A	L	68-78	10
2/7/16	LSU	18	NR	H	W	70-58	12
2/14/16	Vanderbilt	18	NR	A	W	71-55	16
3/17/17	Belmont	18	NR	H	W	73-70	3
3/19/17	Ohio State	18	11	H	L	82-68	14
12/15/18	Middle Tn	18	NR	H	W	72-55	17
12/18/18	W. Carolina	18	NR	H	W	99-39	60
12/21/18	Murray St.	18	NR	H	W	88-49	39
12/29/18	Sacred Heart	18	NR	H	W	71-43	28
2/16/20	Miss. State	18	6	H	W	73-62	11
2/20/20	Ole Miss	18	NR	A	W	94-52	42
3/21/21	Idaho State	18	NR	N	W	71-63	8
3/23/21	Iowa	18	RV	N	L	72-86	14

## #19 (18-8)

Date	Opponent	UK Opp.	Site	W/L	Score	Pt. Diff.	
1/22/77	Tenn. Tech	19	6	A	L	69-92	23
12/5/77	Tenn. Tech	19	11	A	L	69-89	20
3/5/10	Auburn	19	NR	N	W	65-54	11
3/6/10	Miss. State	19	NR	N	W	76-65	11
3/7/10	Tennessee	19	4	N	L	62-70	8
3/20/10	Liberty	19	NR	N	W	83-77	6
3/22/10	Michigan St.	19	24	N	W	70-52	18
3/28/10	Nebraska	19	4	N	W	76-67	9
3/30/10	Oklahoma	19	12	N	L	68-88	20
1/13/11	USC	19	NR	H	W	66-48	18
1/16/11	Miss. St.	19	NR	H	W	72-60	12
1/20/11	Florida	19	NR	A	W	59-58	1
1/23/11	Vanderbilt	19	NR	H	W	78-68	10
2/17/11	Georgia	19	NR	A	L	51-69	18
2/20/11	Vanderbilt	19	NR	A	W	80-71	9
11/11/16	Miami (Fla.)	19	14	H	W	82-66	16
11/12/16	Albany	19	NR	H	W	70-46	24
12/18/16	Radford	19	NR	H	W	59-36	23
12/21/16	Wash. State	19	NR	H	W	69-67	2
12/6/18	Rhode Island	19	NR	H	W	75-52	23
12/9/18	Louisville	19	5	A	L	75-80	5
1/31/19	So. Carolina	19	16	H	L	70-74	4
2/3/19	Florida	19	NR	H	W	62-51	11
2/7/19	Auburn	19	NR	A	W	78-68	10
2/25/21	Georgia	19	17	A	W	62-58	4
2/28/21	Ole Miss	19	NR	A	L	73-69	4

## #20 (10-5)

Date	Opponent	UK Opp.	Site	W/L	Score	Pt. Diff.	
12/20/83	Alabama	20	16	H	L	49-78	29
2/4/10	Ole Miss	20	NR	H	W	80-66	14
2/7/10	Arkansas	20	NR	A	W	71-57	14
2/24/11	Arkansas	20	NR	H	W	55-54	1
2/27/11	Auburn	20	NR	A	W	76-62	14
11/23/16	Morehead St.	20	NR	H	W	74-47	27
11/27/16	Samford	20	NR	H	W	80-57	23
3/3/17	Alabama	20	NR	N	W	65-55	10
3/4/17	S. Carolina	20	5	N	L	89-77	12
11/30/17	Baylor	20	9	A	L	93-63	27
12/3/17	Tenn. Tech	20	NR	H	W	82-54	28
12/5/17	Evansville	20	NR	H	W	100-62	38
12/8/17	FGCU	20	NR	A	L	70-64	6
12/10/17	Miami (Fla.)	20	NR	A	L	65-54	11
2/11/21	Tennessee	20	16	H	W	71-56	15

## #21 (0-2)

Date	Opponent	UK Opp.	Site	W/L	Score	Pt. Diff.	
2/2/06	Georgia	21	14	A	L	57-91	34
2/5/06	Florida	21	NR	H	L	61-68	7

## #22 (1-1)

Date	Opponent	UK Opp.	Site	W/L	Score	Pt. Diff.	
2/23/17	Miss. State	22	3	H	W	78-75 (OT)	3
2/26/17	So. Carolina	22	7	A	L	95-87	8

## #24 (3-2)

Date	Opponent	UK Opp.	Site	W/L	Score	Pt. Diff.	
12/3/06	Louisville	24	19	A	L	75-83	8
1/5/17	Missouri	24	NR	H	W	64-62	2
1/8/17	Texas A&M	24	NR	H	L	77-68	9
11/22/17	Morehead St.	24	NR	H	W	86-53	33
11/26/17	Marshall	24	NR	H	W	69-39	30

## #25 (3-1)

Date	Opponent	UK Opp.	Site	W/L	Score	Pt. Diff.	
2/2/17	So. Carolina	25	4	H	L	75-63	12
2/5/17	Vanderbilt	25	NR	H	W	71-63	8
11/16/17	Montana	25	NR	A	W	71-54	17
11/19/17	Wash. State	25	NR	A	W	73-68	5
11/28/18	Morehead St.	25	NR	H	W	87-57	30

## OVERTIME GAMES VS. RANKED OPPONENTS

Date	Opponent	UK	Opp. Site	W/L	Score	
11/18/78	Miss. U.	NR	16	N	L	81-76
1/28/78	Tennessee	NR	3	H	L	92-90 (20T)
2/2/80	Tennessee	17	6	H	L	91-83
1/11/81	Rutgers	14	3	A	L	69-67
1/24/81	So. Carolina	9	13	H	W	70-65
3/10/81	N.C. State	10	14	H	W	5-74
2/2/86	Auburn	NR	11	A	W	91-90 (20T)
1/11/90	LSU	NR	16	H	L	80-79
12/10/93	WKU	NR	20	A	L	82-77
12/31/93	North Carolina	NR	6	N	L	80-75
2/20/94	Tennessee	NR	1	H	L	95-89
12/8/97	Western Ky.	NR	14	A	W	66-64
2/15/07	Georgia	NR	11	H	L	72-82
1/7/10	Georgia	NR	8	A	L	60-61
12/6/13	Baylor	5	9	N	W	133-130 (40T)
2/12/15	Mississippi State	10	13	H	W	92-90 (20T)
11/15/15	Arizona State	18	15	A	W	68-64
12/4/16	Louisville	17	7	A	L	69-67 (OT)
12/11/16	Arizona St.	15	23	H	L	73-71 (OT)
2/23/17	Miss. State	22	3	H	W	78-75 (OT)
1/3/21	Miss. State	13	12	A	W	92-86 (OT)



# YEAR-BY-YEAR VS. RANKED OPPONENTS

## 1976-77 (1-2)

Date	Opponent	UK	Opp.	Site	W/L	Score	Pt. Diff.
12/4/76	Tenn. Tech	NR 4	H	W	72-70	+2	
12/7/76	Tennessee	18 16	H	L	57-82	-25	
1/22/77	Tenn. Tech	19 6	A	L	69-92	-23	

## 1977-78 (1-4)

Date	Opponent	UK	Opp.	Site	W/L	Score	Pt. Diff.
12/5/77	Tenn. Tech	19 11	A	L	69-89	-20	
1/15/78	Immaculata	NR 17	H	W	74-64	+10	
1/28/78	Tennessee	NR 3	H	L	90-92 (OT)	-2	
2/25/78	Tennessee	NR 1	A	L	66-69	-3	
3/10/78	Tennessee	NR 1	H	L	60-76	-16	

## 1978-79 (1-3)

Date	Opponent	UK	Opp.	Site	W/L	Score	Pt. Diff.
11/18/78	Miss. U./W	NR 16	N	L	76-81 (OT)	-5	
1/20/79	Tennessee	NR 4	H	W	66-64	+2	
1/28/79	ODU	NR 1	H	L	65-81	-16	
2/17/79	Tennessee	NR 6	A	L	51-89	-38	

## 1979-80 (1-2)

Date	Opponent	UK	Opp.	Site	W/L	Score	Pt. Diff.
1/3/80	So. Carolina	18 11	A	L	61-84	-23	
1/15/80	Rutgers	NR 7	H	W	97-78	+19	
2/2/80	Tennessee	17 6	H	L	83-91 (OT)	-8	

## 1980-81 (2-2)

Date	Opponent	UK	Opp.	Site	W/L	Score	Pt. Diff.
1/11/81	Rutgers	14 3	A	L	67-69 (OT)	-2	
1/24/81	So. Carolina	9 13	H	W	70-65 (OT)	+5	
2/6/81	Tennessee	10 11	A	L	65-81	-16	
3/10/81	N.C. State	10 14	H	W	75-74 (OT)	+1	

## 1981-82 (4-6)

Date	Opponent	UK	Opp.	Site	W/L	Score	Pt. Diff.
12/4/81	N.C. State	12 9	A	L	67-77	-10	
1/3/82	Georgia	14 11	H	W	62-59	+3	
1/20/82	ODU	8 7	A	L	68-91	-23	
1/31/82	Memphis St.	11 10	H	L	69-70	-1	
2/6/82	Georgia	11 15	A	W	77-76	+1	
2/13/82	So. Carolina	14 19	A	L	81-91	-10	
2/18/82	Tennessee	14 13	H	L	61-65	-4	
2/28/82	Tennessee	13 11	H	W	80-74	+6	
3/18/82	So. Carolina	14 12	N	W	73-69	+4	
3/20/82	La. Tech	14 1	A	L	60-82	-22	

## 1982-83 (5-3)

Date	Opponent	UK	Opp.	Site	W/L	Score	Pt. Diff.
1/30/83	Georgia	7 10	H	W	66-59	+7	
2/5/83	ODU	7 6	H	W	80-66	+14	
2/9/83	Tennessee	4 6	H	L	85-95	-10	
2/16/83	Rutgers	7 13	A	W	89-80	+9	
2/18/83	Auburn	7 14	H	W	77-55	+22	
2/20/83	Georgia	8 12	A	L	81-99	-18	
2/27/83	Tennessee	6 8	A	W	81-69	+12	
3/3/83	Auburn	6 14	N	L	70-85	-15	

## 1983-84 (2-8)

Date	Opponent	UK	Opp.	Site	W/L	Score	Pt. Diff.
12/2/83	Ohio State	NR 16	A	W	73-68	+5	
12/20/83	Alabama	20 16	H	L	49-78	-29	
1/7/84	Georgia	NR 3	H	L	68-69	-1	
1/17/84	Rutgers	NR 20	H	W	74-45	+29	
1/22/84	Vanderbilt	NR 20	A	L	74-77	-3	
1/25/84	Tennessee	NR 11	H	L	63-75	-12	
2/5/84	Georgia	NR 4	A	L	61-87	-26	

2/12/84	Tennessee	NR 6	A	L	65-67	-2
2/28/84	Auburn	NR 15	A	L	63-83	-20
3/3/84	LSU	NR 9	N	L	81-91	-10

## 1984-85 (2-3)

Date	Opponent	UK	Opp.	Site	W/L	Score	Pt. Diff.
11/27/84	Ohio State	NR 15	H	W	74-61	+13	
12/29/84	ODU	13 1	N	L	59-66	-7	
1/13/85	ODU	12 1	H	L	63-64	-1	
1/29/85	Georgia	17 5	H	W	61-57	+4	
2/17/85	Georgia	NR 6	A	L	65-87	-22	

## 1985-86 (3-3)

Date	Opponent	UK	Opp.	Site	W/L	Score	Pt. Diff.
12/30/85	Ohio State	NR 14	A	W	70-66	+4	
1/24/86	Tennessee	NR 11	H	W	96-82	+14	
1/28/86	LSU	NR 12	H	L	63-76	-13	
2/2/86	Auburn	NR 11	A	W	91-90 (2 OT)	+1	
2/23/86	Georgia	NR 2	A	L	67-113	-46	
3/1/86	LSU	NR 10	N	L	66-77	-11	

## 1986-87 (1-7)

Date	Opponent	UK	Opp.	Site	W/L	Score	Pt. Diff.
12/12/86	Ohio State	NR 13	H	L	71-76	-5	
12/14/86	Illinois	NR 18	H	L	76-78	-2	
1/3/87	La. Tech	NR 5	H	L	63-64	-1	
1/11/87	Tennessee	NR 2	H	L	64-76	-12	
1/17/87	LSU	NR 9	A	L	73-83	-10	
1/21/87	Vanderbilt	NR 11	H	W	74-71	+3	
2/3/87	Auburn	NR 2	H	L	53-72	-19	
2/27/87	Georgia	NR 6	A	L	64-73	-9	
3/5/87	Georgia	NR 5	N	L	64-67	-3	

## 1987-88 (0-6)

Date	Opponent	UK	Opp.	Site	W/L	Score	Pt. Diff.
12/11/87	Western Ky.	NR 11	A	L	56-80	-24	
1/4/88	La. Tech	NR 2	A	L	63-95	-32	
2/7/88	Georgia	NR 13	A	L	70-86	-16	
2/14/88	Auburn	NR 3	A	L	57-93	-36	
2/18/88	Tennessee	NR 3	H	L	75-99	-24	
3/5/88	Tennessee	NR 3	N	L	66-100	-44	

## 1988-89 (0-5)

Date	Opponent	UK	Opp.	Site	W/L	Score	Pt. Diff.
11/29/88	Ohio State	NR 17	H	L	80-82	-2	
1/21/89	Tennessee	NR 2	A	L	57-101	-44	
2/4/89	Georgia	NR 5	H	L	72-90	-18	
2/14/89	LSU	NR 20	A	L	72-86	-14	
2/25/89	Auburn	NR 1	N	L	70-89	-19	

## 1989-90 (0-5)

Date	Opponent	UK	Opp.	Site	W/L	Score	Pt. Diff.
1/7/90	Vanderbilt	NR 20	A	L	70-79	-9	
1/11/90	LSU	NR 16	H	L	79-80 (OT)	-1	
1/22/90	Tennessee	NR 3	H	L	60-76	-16	
2/3/90	Georgia	NR 4	A	L	75-78	-3	
2/24/90	Auburn	NR 11	A	L	60-68	-8	

## 1990-91 (0-5)

Date	Opponent	UK	Opp.	Site	W/L	Score	Pt. Diff.
1/6/91	LSU	NR 17	A	L	74-78	-4	
1/12/91	Tennessee	NR 4	A	L	70-80	-10	
1/30/91	Auburn	NR 7	H	L	65-72	-7	
2/3/91	Georgia	NR 4	H	L	71-87	-16	
3/2/91	LSU	NR 12	N	L	79-96	-17	

## 1991-92 (2-7)

Date	Opponent	UK	Opp.	Site	W/L	Score	Pt. Diff.
11/23/91	Iowa	NR 9	H	L	74-68	-6	
12/11/91	Western Ky.	NR 8	A	W	67-66	+1	
12/14/91	George Wash.	NR 12	A	L	62-71	-9	
12/31/91	Connecticut	NR 19	A	L	81-53	-28	
2/1/92	Alabama	NR 24	A	L	72-78	-6	
2/8/92	Tennessee	NR 4	H	L	52-77	-25	
2/12/92	Vanderbilt	NR 10	A	L	67-93	-26	
3/7/92	Alabama	NR 17	N	W	95-87	+8	
3/8/92	Tennessee	NR 2	N	L	80-94	-14	

## 1992-93 (3-4)

Date	Opponent	UK	Opp.	Site	W/L	Score	Pt. Diff.
12/5/92	Connecticut	NR 21	H	W	75-54	+21	
12/31/92	Kansas	NR 25	H	W	71-61	+10	
1/16/93	Auburn	NR 9	H	L	49-52	-3	
1/19/93	Western Ky.	NR 17	H	W	62-60	+2	
2/6/93	Tennessee	NR 1	A	L	61-85	-24	
2/23/93	Vanderbilt	NR 5	H	L	52-65	-13	
3/7/93	Vanderbilt	NR 3	N	L	61-68	-7	

## 1993-94 (0-8)

Date	Opponent	UK	Opp.	Site	W/L	Score	Pt. Diff.
12/10/93	Western Ky.	NR 20	A	L	77-82 (OT)	-5	
12/21/93	Ohio State	NR 14	H	L	81-94	-13	
12/31/93	UNC	NR 6	N	L	75-80 (OT)	-5	
1/12/94	Vanderbilt	NR 6	A	L	56-83	-27	
1/29/94	Auburn	NR 23	A	L	61-75	-14	
2/13/94	Alabama	NR 20	A	L	82-96	-14	
2/20/94	Tennessee	NR 1	H	L	89-95 (OT)	-6	
3/5/94	Vanderbilt	NR 13	N	L	67-72	-5	

## 1994-95 (1-7)

Date	Opponent	UK	Opp.	Site	W/L	Score	Pt. Diff.
12/11/94	Western Ky.	NR 17	H	L	48-64	-16	
1/4/95	Florida	NR 16	H	W	63-55	+8	
1/22/95	Georgia	NR 11	H	L	57-68	-11	
1/26/95	Vanderbilt	NR 9	H	L	53-82	-29	
2/4/95	Arkansas	NR 22	A	L	56-62	-6	
2/11/95	Alabama	NR 19	H	L	62-68	-6	
2/19/95	Tennessee	NR 2	A	L	41-67	-26	
3/4/95	Tennessee	NR 2	N	L	62-74	-12	

## 1995-96 (1-9)

Date	Opponent	UK	Opp.	Site	W/L	Score	Pt. Diff.
12/5/95	Western Ky.	NR 24	A	L	61-81	-20	
12/29/95	Duke	NR 16	N	L	54-73	-19	
12/30/95	N.C. State	NR 14	N	L	62-66	-4	
1/11/96	Vanderbilt	NR 2	A	L	53-58	-5	
1/14/96	Tennessee	NR 4	H	L	45-60	-15	
1/20/96	Alabama	NR 18	A	L	51-66	-15	
1/28/96	Arkansas	NR 22	H	W	69-65	+4	
2/10/96	Auburn	NR 22	A	L	46-88	-42	
2/13/96	Georgia	NR 1	A	L	55-75		





# YEAR-BY-YEAR VS. RANKED OPPONENTS

## 1997-98 (2-4)

Date	Opponent	UK	Opp. Site	W/L	Score	Pt. Diff.
12/8/97	Western Ky.	NR 14	A	W	66-64 (OT)	+2
12/14/97	Auburn	NR 16	H	W	68-67	+1
1/4/98	Florida	NR 12	A	L	58-100	-42
1/7/98	Vanderbilt	NR 6	A	L	54-64	-10
1/18/98	Tennessee	NR 1	H	L	65-93	-28
1/28/98	Florida	NR 14	H	L	63-70	-7

## 1998-99 (3-6)

Date	Opponent	UK	Opp. Site	W/L	Score	Pt. Diff.
11/29/98	UCLA	NR 12	N	L	54-64	-10
1/3/99	Florida	NR 20	H	L	63-77	-14
1/17/99	Tennessee	NR 1	A	L	60-98	-38
1/24/99	Alabama	NR 18	H	W	76-72	+4
2/4/99	Auburn	NR 19	H	L	67-68	-1
2/7/99	Georgia	NR 8	H	W	80-76	+4
2/26/99	LSU	NR 17	N	W	81-71	+10
2/27/99	Georgia	NR 14	H	L	62-68	-6
3/14/99	UCLA	NR 15	N	L	63-87	-24

## 1999-00 (1-8)

Date	Opponent	UK	Opp. Site	W/L	Score	Pt. Diff.
11/24/99	Connecticut	NR 1	A	L	62-68	-6
12/18/99	Purdue	NR 12	N	L	40-48	-8
1/6/00	Auburn	NR 5	H	W	71-69	+2
1/20/00	LSU	NR 14	H	L	59-66	-7
1/23/00	Tennessee	NR 2	H	L	65-71	-6
1/30/00	Tennessee	NR 4	A	L	48-77	-29
2/17/00	Georgia	NR 3	H	L	69-73	-4
2/27/00	Miss. State	NR 20	H	L	46-63	-17
3/3/00	Georgia	NR 2	N	L	45-63	-18

## 2000-01 (0-10)

Date	Opponent	UK	Opp. Site	W/L	Score	Pt. Diff.
12/1/00	Purdue	NR 6	H	L	67-87	-20
12/6/00	Xavier	NR 19	A	L	62-80	-18
1/4/01	Auburn	NR 20	A	L	40-73	-33
1/7/01	Florida	NR 14	H	L	48-85	-37
1/11/01	Vanderbilt	NR 18	H	L	61-91	-30
1/18/01	LSU	NR 12	A	L	64-87	-23
1/21/01	Tennessee	NR 2	H	L	38-110	-72
1/27/01	Tennessee	NR 3	A	L	39-83	-44
2/15/01	Georgia	NR 5	A	L	58-91	-33
3/1/01	LSU	NR 16	N	L	57-72	-15

## 2001-02 (0-8)

Date	Opponent	UK	Opp. Site	W/L	Score	Pt. Diff.
11/28/01	UNC	NR 24	A	L	64-102	-38
1/10/02	Vanderbilt	NR 8	A	L	54-71	-17
1/13/02	Auburn	NR 19	H	L	66-70	-4
2/10/02	So. Carolina	NR 9	H	L	73-74	-1
2/14/02	Florida	NR 14	A	L	59-81	-22
2/19/02	Cincinnati	NR 25	A	L	57-73	-16
2/21/02	Vanderbilt	NR 6	H	L	57-73	-16
2/24/02	Tennessee	NR 4	A	L	64-89	-25

## 2002-03 (0-8)

Date	Opponent	UK	Opp. Site	W/L	Score	Pt. Diff.
1/16/03	LSU	NR 2	A	L	39-82	-43
1/19/03	Vanderbilt	NR 17	A	L	50-84	-34
1/26/03	Georgia	NR 24	A	L	59-71	-13
2/9/03	Vanderbilt	NR 18	H	L	63-85	-22
2/13/03	Arkansas	NR 13	H	L	60-70	-10
2/16/03	Miss. State	NR 16	A	L	46-96	-50
2/27/03	So. Carolina	NR 16	A	L	51-97	-46
3/2/03	Tennessee	NR 3	H	L	69-84	-15

## 2003-04 (0-7)

Date	Opponent	UK	Opp. Site	W/L	Score	Pt. Diff.
11/25/03	UNC	NR 13	H	L	59-75	-16
1/11/04	Georgia	NR 12	H	L	53-74	-21
1/18/04	LSU	NR 14	H	L	69-70	-1
1/29/04	Tennessee	NR 1	H	L	72-81	-9
2/5/04	Auburn	NR 19	H	L	54-71	-17
2/8/04	Florida	NR 24	A	L	56-76	-20
2/29/04	Georgia	NR 19	A	L	62-73	-11

## 2004-05 (1-5)

Date	Opponent	UK	Opp. Site	W/L	Score	Pt. Diff.
11/27/04	Rutgers	NR 17	N	L	60-75	-15
1/13/05	Georgia	NR 18	H	W	71-63	+8
1/23/05	Tennessee	NR 7	A	L	49-67	-18
1/27/05	Vanderbilt	NR 23	H	L	67-73	-6
2/6/05	Georgia	NR 18	A	L	64-68	-4
2/17/05	LSU	NR 1	A	L	58-81	-23

## 2005-06 (2-5)

Date	Opponent	UK	Opp. Site	W/L	Score	Pt. Diff.
12/18/05	LSU	NR 3	H	L	36-66	-30
1/26/06	Tennessee	NR 1	H	W	66-63	+3
2/2/06	Georgia	21 14	A	L	57-91	-34
2/23/06	Vanderbilt	NR 23	A	L	55-72	-17
3/3/06	Florida	NR 23	N	W	88-70	+18
3/4/06	LSU	NR 3	N	L	52-79	-17
3/20/06	Michigan St.	NR 16	N	L	63-67	-4

## 2006-07 (0-7)

Date	Opponent	UK	Opp. Site	W/L	Score	Pt. Diff.
12/3/06	Louisville	24 19	A	L	75-83	-8
1/6/07	Ohio State	NR 7	A	L	51-53	-2
1/18/07	LSU	NR 8	A	L	58-76	-18
2/1/07	Vanderbilt	NR 15	H	L	62-63	-1
2/11/07	Tennessee	NR 3	A	L	62-84	-22
2/15/07	Georgia	NR 11	H	L	72-82 (OT)	-10
3/2/07	Georgia	NR 10	N	L	40-72	-32

## 2007-08 (3-9)

Date	Opponent	UK	Opp. Site	W/L	Score	Pt. Diff.
11/14/07	G. Wash.	NR 14	A	L	65-75	-10
11/24/07	Texas	NR 21	N	L	60-72	-12
12/28/07	ODU	NR 23	H	L	62-71	-9
1/17/08	Tennessee	NR 2	H	L	40-65	-25
1/20/08	Auburn	NR 20	H	W	62-55	+7
1/27/08	LSU	NR 9	H	L	46-72	-26
1/31/08	Georgia	NR 17	A	W	47-44	+3
2/3/08	Tennessee	NR 2	A	L	51-79	-28
2/14/08	Vanderbilt	NR 25	A	L	49-66	-17
2/21/08	LSU	NR 6	A	L	48-52	-4
3/07/08	Georgia	NR 23	N	W	57-50	+7
3/08/08	LSU	NR 7	N	L	49-66	-17

## 2008-09 (1-6)

Date	Opponent	UK	Opp. Site	W/L	Score	Pt. Diff.
12/2/08	Xavier	NR 23	A	L	44-67	-23
12/14/08	Louisville	NR 12	A	L	59-75	-16
1/8/09	Tennessee	NR 13	A	L	64-69	-5
1/29/09	Florida	NR 12	A	L	59-74	-15
2/8/09	Vanderbilt	NR 20	H	L	62-72	-10
2/12/09	Auburn	NR 5	A	L	69-81	-12
2/19/09	Tennessee	NR 13	H	W	66-56	+10

## 2009-10 (5-5)

Date	Opponent	UK	Opp. Site	W/L	Score	Pt. Diff.
1/7/10	Georgia	NR 8	A	LOT	61-50	-1
1/10/10	Vanderbilt	NR 17	H	W	63-53	+10

1/28/10	LSU	NR 18	A	W	71-62	+9
2/11/10	Georgia	17 19	H	W	64-48	+16
2/15/10	Vanderbilt	17 NR	A	L	55-68	-13
2/25/10	Tennessee	16 4	A	L	65-81	-16
3/7/10	Tennessee	19 4	N	L	62-70	-8
3/22/10	Michigan St.	19 24	N	W	70-52	+18
3/28/10	Nebraska	19 4	N	W	76-67	+9
3/30/10	Oklahoma	19 12	N	L	68-88	-20

## 2010-11 (1-5)

Date	Opponent	UK	Opp. Site	W/L	Score	Pt. Diff.
11/21/10	Notre Dame	9 12	H	W	81-76	+5
1/4/11	Duke	10 3	A	L	48-54	-6
1/28/10	Arkansas	10 25	A	L	67-78	-11
2/11/10	Tennessee	15 4	H	L	67-73	-6
2/15/10	Tennessee	16 4	N	L	65-90	-25
2/25/10	N. Carolina	17 14	N	L	74-86	-12

## 2011-12 (6-3)

Date	Opponent	UK	Opp. Site	W/L	Score	Pt. Diff.
12/4/11	Louisville	12 10	H	W	74-54	+10
12/8/11	Duke	10 6	H	W	72-65	+7
12/18/11	Notre Dame	8 3	A	L	83-92	-9
1/12/12	Tennessee	8 6	H	W	61-60	+1
1/15/12	So. Carolina	9 24	A	W	66-58	+8
1/19/12	Georgia	6 15	A	W	69-64	+5
2/13/12	Tennessee	7 13	A	L	54-91	-37
3/19/12	Green Bay	12 10	N	W	65-62	+3
3/27/12	UCONN	12 3	N	L	65-80	-15

## 2012-13 (8-5)

Date	Opponent	UK	Opp. Site	W/L	Score	Pt. Diff.
11/13/12	Baylor	6 1	A	L	51-85	-34
12/2/12	Louisville	9 7	A	W	48-47	+1
1/10/13	Texas A&M	6 20	H	W	65-62	+3
1/24/13	So. Carolina	5 18	A	L	50-55	-5
2/3/13	Georgia	8 13	H	L	71-75	-4
2/14/13	So. Carolina	9 16	H	W	78-74	+4
2/18/13	Texas A&M	9 10	A	W	70-66	+4
3/3/13	Tennessee	10 8	H	W	78-65	+13
3/9/13	Georgia	7 12	N	W	60-38	+22
3/10/13	Texas A&M	7 19	N	L	67-75	-8
3/26/13	Dayton	7 18	N	W	84-70	+14
3/30/13	Delaware	7 15	N	W	69-62	+7
4/1/13	UConn	7 3	N	L	53-83	-30

## 2013-14 (6-5)

Date	Opponent	UK	Opp. Site	W/L	Score	Pt. Diff.
12/1/13	Louisville	7 3	H	W	69-64	+5
12/6/13	Baylor	5 9	N	W	133-130 (4OT)	+3
12/22/13	Duke	5 2				

# YEAR-BY-YEAR VS. RANKED OPPONENTS

2/1/15	Georgia	10	20	H	W	80-72	+8
2/12/15	Miss. State	10	13	H	W	92-90 2OT	+2
2/15/15	Tennessee	10	6	A	L	58-72	+14
2/19/15	Texas A&M	11	15	H	L	69-81	-12
3/1/15	So. Carolina	13	2	H	W	67-56	+11
3/6/15	Miss. State	12	11	N	W	76-67	+9
3/7/15	Tennessee	12	5	N	L	64-75	-11

## 2015-16 (8-3)

Date	Opponent	UK	Opp. Site	W/L	Score	Pt. Diff.
11/15/15	Arizona St.	18	15	A	W	68-64 (OT) +4
12/20/15	Duke	8	13	H	W	71-61 +10
1/14/16	So. Carolina	9	2	H	L	62-73 -11
1/25/16	Tennessee	9	18	H	W	64-63 +1
2/4/16	So. Carolina	18	2	A	L	68-78 -10
2/18/16	Miss. State	16	14	A	W	83-60 +23
2/25/16	Missouri	15	24	H	W	69-59 +10
2/28/16	Texas A&M	15	11	A	W	71-58 +25
3/4/16	Florida	12	25	N	W	92-69 +23
3/5/16	So. Carolina	12	2	N	L	93-63 -30
3/20/16	Oklahoma	12	24	N	W	79-58 +21

## 2016-17 (3-7)

Date	Opponent	UK	Opp. Site	W/L	Score	Pt. Diff.
11/11/16	Miami (Fla.)	19	14	H	W	82-66 16
12/1/16	Oklahoma	17	12	H	W	82-68 14
12/4/16	Louisville	17	7	A	L	69-67 (OT) 2
12/11/16	Arizona St.	15	23	H	L	73-71 (OT) 2
12/29/16	Duke	17	15	A	L	69-54 15
2/2/17	So. Carolina	25	4	H	L	75-63 12
2/23/17	Miss. State	22	3	H	W	78-75 (OT) 3
2/26/17	So. Carolina	22	7	A	L	95-87 8
3/4/17	So. Carolina	20	5	N	L	89-77 12
3/19/17	Ohio State	18	11	H	L	82-68 14

## 2017-18 (0-11)

Date	Opponent	UK	Opp. Site	W/L	Score	Pt. Diff.
11/30/17	Baylor	20	9	A	L	90-63 -27
12/17/17	Louisville	RV	3	H	L	87-63 -24
12/21/17	California	RV	24	H	L	62-52 -10
12/31/17	Tennessee	NR	7	H	L	63-49 -14
1/4/18	Texas A&M	NR	19	A	L	74-70 -4
1/21/18	So. Carolina	NR	10	H	L	81-64 -17
2/8/18	Missouri	NR	15	A	L	78-83 -5
2/11/18	Miss. State	NR	2	A	L	74-55 -19
2/18/18	So. Carolina	NR	8	A	L	81-63 -18
2/25/18	Miss. State	NR	2	H	L	85-63 -22
3/2/18	Miss. State	NR	2	N	L	81-58 -23

## 2018-19 (4-6)

Date	Opponent	UK	Opp. Site	W/L	Score	Pt. Diff.
11/22/18	USF	NR	17	H	W	85-63 22
12/09/18	Louisville	19	5	A	L	75-80 5
1/06/19	Miss. State	16	7	A	L	71-86 15
1/10/19	Tennessee	16	13	A	W	73-71 2
1/24/19	Missouri	15	25	H	W	52-41 11
1/27/19	Texas A&M	15	24	A	L	71-73 2
1/31/19	So. Carolina	19	16	H	L	70-74 4
2/21/19	So. Carolina	16	13	A	W	65-57 8
2/28/19	Texas A&M	11	19	H	L	55-62 7
3/25/19	NC State	17	10	A	L	57-72 5

## 2019-20 (3-5)

Date	Opponent	UK	Opp. Site	W/L	Score	Pt. Diff.
12/15/19	Louisville	14	7	H	L	67-66 1
1/2/20	So. Carolina	13	4	A	L	99-72 27
1/5/20	Tennessee	13	22	H	W	80-76 4
1/16/20	Texas A&M	12	11	H	W	76-54 22

2/9/20	Arkansas	15	25	A	L	103-85 18
2/16/20	Miss. State	18	6	H	W	73-62 11
2/23/20	So. Carolina	14	1	H	L	67-58 9
3/7/20	Miss. State	16	9	N	L	59-77 18

## 2020-21 (4-7)

Date	Opponent	UK	Opp. Site	W/L	Score	Pt. Diff.
12/6/20	Indiana	11	13	H	W	72-68 4
12/16/20	DePaul	9	24	A	L	86-82 4
12/31/20	Arkansas	13	10	H	W	75-64 11
1/3/21	Miss. State	13	12	A	W	92-86 6
1/7/21	Texas A&M	10	8	A	L	77-60 17
1/10/21	S. Carolina	10	5	H	L	75-70 5
1/24/21	Tennessee	12	25	A	L	70-53 17
2/11/21	Tennessee	20	16	H	W	71-56 15
2/21/21	S. Carolina	17	2	A	L	76-55 21
2/25/21	Georgia	19	17	A	W	62-58 4
3/5/21	Georgia	17	16	N	L	78-66 12



# REGULAR-SEASON TOURNAMENTS

The Wildcats are 90-37 in regular-season tournaments with 29 tournament titles.

## 1975-76

### Christmas Tournament

W, Gulf Coast, 79-77  
L, Delta State, 89-40  
L, Anderson College, 81-71

### Tennessee Tech Tournament Cookeville, Tenn.

L, Tennessee, 70-67  
W, Austin Peay, 76-61

### Louisville Classic Louisville, Ky.

W, Bellarmine, 72-52  
L, Eastern Kentucky, 70-54

## 1976-77

### Christmas Tournament

L, Belhaven, 74-56  
W, Indiana, 57-46  
W, Pittsburgh, 74-67  
W, Central Missouri, 74-67

### Tennessee Tech Tournament Cookeville, Tenn.

W, UT-Chattanooga, 75-58  
W, UT-Martin, 63-56  
L, Tennessee Tech, 92-69

## 1977-78

### \*MTSU Tournament Murfreesboro, Tenn.

W, Memphis State, 101-94  
W, Miss. U. for Women, 78-75

### All-Tournament Team

Debbie Mack, Geri Grigsby

### Lady Kat Invitational Lexington, Ky.

L, Alabama, 66-62  
W, Indiana, 73-34

### All-LKIT

Linda Edelman, Kentucky  
Debra Oden, Kentucky  
(Chandler-Blanding Cup recipient)

## 1978-79

### MTSU Tournament Murfreesboro, Tenn.

L, MTSU, 90-87  
L, Miss. U. for Women, 81-76 OT

### Lady Kat Invitational Lexington, Ky.

W, Florida, 80-69  
L, Dayton, 72-52

## 1979-80

### \*Lady Kat Invitational Lexington, Ky.

W, Georgia, 82-61  
W, Mississippi State, 86-68

### All-Tournament Team

Patty Jo Hedges, Kentucky  
Mary Boatwright, Miss. State  
Bernadette Locke, Georgia  
Vicki McCall, Miss. State  
Liz Lukschu, Kentucky

## 1980-81

### \*Lady Kat Invitational

### Lexington, Ky.

W, James Madison, 72-54  
W, Indiana State, 93-80

### All-Tournament Team

Maria Donhoff, Kentucky  
Patty Jo Hedges, Kentucky  
MVP – Valerie Still, Kentucky  
Judy Ellner, Indiana State  
Peggy Jackson, Indiana State  
Donna Firebaugh, James Madison

## 1981-82

### Detroit Classic Tournament Detroit, Mich.

L, N.C. State, 77-67  
W, Seton Hall, 90-62

### All-Tournament Team

Patty Jo Hedges, Kentucky  
Valerie Still, Kentucky

### \*Lady Kat Invitational Lexington, Ky.

W, Cincinnati, 79-66  
W, Southern Illinois, 74-56

### All-Tournament Team

MVP-Valerie Still, Kentucky  
Patty Jo Hedges, Kentucky  
Lea Wise, Kentucky  
Cheryl Cook, Cincinnati  
D.D. Plab, Southern Illinois

## 1982-83

### \*Lady Kat Invitational Lexington, Ky.

W, South Florida, 93-65  
W, Arkansas, 77-43

### All-Tournament Team

Patty Jo Hedges, Kentucky  
Valerie Still, Kentucky  
MVP - Lea Wise, Kentucky  
Maxine Farmer, Georgia State  
Bettye Fiscus, Arkansas

## 1983-84

### \*Lady Kat Dial Classic Lexington, Ky.

W, Eastern Kentucky, 77-67  
W, Valdosta State, 89-69

\* - Won the tournament title

### All-Tournament Team

MVP - Karen Mosley, Kentucky  
Lisa Collins, Kentucky  
Tina Cottle, Eastern Kentucky  
Janet Huff, Wisconsin  
Gina Bozeman, Valdosta State

## 1984-85

### \*Lady Kat Dial Classic

W, Morehead State, 77-66  
W, West Virginia, 70-63

### All-Tournament Team

MVP - Leslie Nichols, Kentucky  
Diane Stephens, Kentucky  
Georgeann Wells, West Virginia  
Olivia Breadley, Morehead St.  
Connie Appleman, Morehead St.  
**C.Q. Data Systems Tournament at N.C. State  
Raleigh, N.C. (Reynolds Coliseum)**

W, N.C. State, 78-69  
L, Old Dominion, L, 66-59

### All-Tournament Team

Leslie Nichols, Kentucky  
Sandy Harding, Kentucky

## 1985-86

### \*Lady Kat Dial Classic

Lexington, Ky.  
W, Cleveland State, 101-63  
W, MTSU, 85-77

### MVP - Leslie Nichols, Kentucky

Debbie Miller, Kentucky  
Jodie Whitaker, Kentucky  
Kim Webb, MTSU  
Janet Knight, Clemson

## 1986-87

### \*Lady Kat Invitational Lexington, Ky.

W, Bowling Green St., 74-62  
W, Illinois State, 78-70

### All-Tournament Team

MVP – Bebe Croley, Kentucky  
Sandy Harding, Kentucky  
Ellen McGrew, Illinois State  
Susan Willman, Illinois State  
Jackie Motycka, Bowling Green

### St. John's Christmas Tournament Jamaica, N.Y. (Alumni Hall)

W, Howard, 65-62  
L, Duke, 68-63

## 1987-88

### \*Lady Kat Invitational Lexington, Ky.

W, Louisville, 98-77  
W, East Carolina, 93-75

### All-Tournament Team

Belitta Croley, Kentucky  
Pam Shrum, Kentucky  
MVP – Jodie Whitaker  
Sue Niessen, Central Michigan  
Monique Pompili, East Carolina  
Alma Bethea, East Carolina

## 1988-89

### \*Lady Kat Invitational Lexington, Ky.

W, American University, 84-46  
W, Radford, 89-83

### All-Tournament Team

MVP – Jodie Whitaker, Kentucky  
Kristi Cushenberry, Kentucky  
Patrinda Toney, Radford  
Stephanie Howard, Radford  
Polly Innerarity, Florida A&M

## 1989-90

### \*Lady Kat Invitational Lexington, Ky.

W, Kentucky State, 121-44  
W, Missouri, 102-84

### All-Tournament Team

MVP – Kristi Cushenberry, Kentucky  
Vanessa Foster-Sutton, Kentucky





# REGULAR SEASON TOURNAMENTS

Tracye Davis, Kentucky  
 Lisa Sanbothe, Missouri  
 Amy Humphries, Evansville

**\*Michigan State Holiday Classic**  
**East Lansing, Mich.**  
**(Jack Breslin Student Events Center)**  
 W, Michigan State, 89-72  
 W, Miami (Fla.), 80-71

**All-Tournament Team**  
 Kristi Cushneberry, Kentucky

## 1990-91

**\*Lady Kat Invitational**  
**Lexington, Ky.**  
 W, Kent State, 114-83  
 W, Duquesne, 101-56

**All-Tournament Team**  
 MVP – Jocelyn Mills, Kentucky  
 Stacy McIntyre, Kentucky  
 Stephanie Greer, Valparaiso  
 Ann Forbes, Kent State  
 Darcie Vincent, Duquesne

**\*Nevada-Reno New Year's Classic**  
**Reno, Nevada (Old Gym)**  
 W, Northeast Louisiana, 73-66  
 W, Indiana, 78-71

**All-Tournament Team**  
 Stacy McIntyre, Kentucky  
 Kristi Cushneberry, Kentucky

## 1991-92

**Lady Kat Invitational**  
**Lexington, Ky.**  
 W, Wichita State, 79-58  
 L, Houston, 76-70

**All-Tournament Team**  
 Tedra Eberhart, Kentucky  
 MVP – Stacy McIntyre, Kentucky  
 Darla Simpson, Houston  
 LaShawn Johnson, Houston  
 Tami Varnado, Alcorn State

**Kansas Dial Classic**  
**Lawrence, Kan. (Allen Fieldhouse)**  
 W, St. John's, 83-77  
 L, Kansas, 62-51

**St. John's Cahill Classic**  
**Jamaica, N.Y. (Alumni Hall)**  
 W, Holy Cross, 87-69  
 L, St. John's, 73-64

**All-Tournament Team**  
 Stacy McIntyre, Kentucky

## 1992-93

**\*Lady Kat Invitational - Lexington, Ky.**  
 W, Murray State, 89-55  
 W, Connecticut, 75-54  
**All-Tournament Team**  
 MVP - Jocelyn Mills, Kentucky  
 Mia Daniel, Kentucky  
 Darlene Saar, George Washington  
 Jennifer Rizzotti, Connecticut  
 Jennifer Parker, Murray State

**Iowa Amana Hawkeye Classic**  
**Iowa City, Iowa (Carver-Hawkeye Arena)**  
 L, UNC-Charlotte, 57-54

W, West Virginia, 73-63  
**All-Tournament Team**  
 Jocelyn Mills, Kentucky

**Wichita State Pizza Hut Classic**  
**Wichita, Kan. (Levitt Arena)**  
 L, Oklahoma State, 61-57  
 W, Chicago State, 95-33  
**All-Tournament Team**  
 Stacey Reed, Kentucky

## 1993-94

**\*Lady Kat Invitational**  
**Lexington, Ky.**  
 W, Marist, 96-65  
 W, Georgetown, 87-82

**All-Tournament Team**  
 MVP - Tedra Eberhart, Kentucky  
 Stacey Reed, Kentucky  
 Christe Jordan, Kentucky  
 Nadira Ricks, Georgetown  
 Jean-Marie Lesko, Marist

**\*Citrus Sports Travel Holiday Classic**  
**Orlando, Fla. (UCF Arena)**  
 W, Central Florida, 87-45  
 W, Florida State, 58-55

**All-Tournament Team**  
 Stacey Reed, Kentucky

## 1994-95

**Lady Kat Invitational**  
**Lexington, Ky.**  
 W, UMass, 73-55  
 W, St. John's, 67-54

**All-Tournament Team**  
 MVP – Stacey Reed, Kentucky  
 Vonda Jackson, Kentucky  
 Tawana Jackson, St. John's  
 Traci Parsons, Eastern Michigan  
 Melissa Gurile, UMass

## 1995-96

**\*UK Invitational Tournament**  
**Lexington, Ky.**  
 W, UNC-Asheville, 98-76  
 W, Toledo, 88-76

**All-Tournament Team**  
 Tiffany Wait, Kentucky

**Northwestern Inv. Tournament**  
**Evanston, Ill. (Welsh-Ryan Arena)**  
 W, Loyola (Md.), 67-54  
 L, Northwestern, 78-42

**All-Tournament Team**  
 Shaunda Roberts, Kentucky

**Big Four ACC Classic**  
**Greensboro, N.C.**  
 L, Duke, 73-54  
 L, N.C. State, 66-62

**All-Tournament Team**  
 Kim Denkins, Kentucky

## 1996-97

**Western Michigan Tournament**  
**Kalamazoo, Mich. (University Arena)**  
 L, Michigan, 68-54  
 W, Western Michigan, 61-44

**\*Villanova Wildcat Classic**  
**Villanova, Penn. (duPont Pavilion)**  
 W, Alaska-Anchorage, 76-41  
 W, Villanova, 63-54

**All-Tournament Team**  
 MVP – Nikki Hay, Kentucky

## 1997-98

**Nebraska CableVision Classic**  
**Lincoln, Neb. (Bob Devaney Sports Center)**  
 W, Illinois-Chicago, 60-46  
 L, Nebraska, 68-59

**All-Tournament Team**  
 Laura Meadows, Kentucky  
 Tiffany Wait, Kentucky

**\*Citizen's Bank Dartmouth Classic**  
**Hanover, N.H. (Leede Arena)**  
 W, UMass, 57-51  
 W, Northeastern, 76-39

**All-Tournament Team**  
 MVP – Jaye Barnes, Kentucky  
 Laura Meadows, Kentucky

## 1998-99

**Rainbow Wahine Classic**  
**Honolulu, Hawaii (Stan Sheriff Center)**  
 W, Louisville, 73-62  
 W, Hawaii, 66-57  
 L, UCLA, 64-54

**All-Tournament Team**  
 Jaye Barnes, Kentucky

**\*Wichita State Shocker Shootout**  
**Wichita, Kan. (Levitt Arena)**  
 W, Eastern Illinois, 90-71  
 W, Wichita State, 58-51

**All-Tournament Team**  
 MVP – Jaye Barnes, Kentucky  
 Tiffany Wait, Kentucky

## 1999-00

**Coaches vs. Cancer Challenge**  
**Hartford, Conn. (Hartford Civic Center)**  
 L, Connecticut, 68-62  
 L, Clemson, 70-65

**All-Tournament Team**  
 Erica Jackson, Kentucky

## 2000-01

**Pepperdine Classic**  
**Malibu, Calif. (Firestone Fieldhouse)**  
 L, Missouri, 86-51  
 L, Houston, 78-77

**Baptist Health Systems**  
**Women's Fab Four Classic**  
**Miami, Fla. (Golden Panther Arena)**  
 W, Florida International, 60-58

## 2001-02

**Lady Tiger Classic**  
**Memphis, Tenn. (Elma Roane Field House)**  
 W, Sam Houston State, 100-55  
 L, Memphis, 63-55

**All-Tournament Team**  
 Rita Adams, Kentucky  
 SeSe Helm, Kentucky



# REGULAR SEASON TOURNAMENTS

Charity Clay, UMKC  
Princess Swilley, Memphis  
MVP – Shannon Hamp, Memphis

**\*Dartmouth Blue Sky  
Restaurant Group Classic  
Hanover, N.H. (Edward Leede Arena)**  
W, Southern Mississippi, 59-44  
W, Lafayette, 83-60

**All-Tournament Team**  
MVP – SeSe Helm, Kentucky  
LaTonya McDole, Kentucky  
Katherine Hanks, Dartmouth  
Jennifer Bayer, Lafayette  
Lana Lewis, Southern Mississippi  
La'Tasha Summerall, Southern Mississippi

**2002-03  
Seattle Times Husky Classic  
Seattle, Wash. (Bank of America Arena)**  
W, Pacific, 77-61  
L, Washington, 88-56

**All-Tournament Team**  
MVP - Giuliana Mendiola, Washington  
Sara Potts, Kentucky  
Loree Payne, Washington  
Andrea Lalum, Washington  
Nancy Dinges, Pacific  
Caitlin Crist, Saint Bonaventure

**Hawaii Invitational  
Honolulu, Hawaii (Stan Sheriff Center)**  
L, Hawaii, 70-59  
W, Long Island, 72-64

**All-Tournament Team**  
Co-MVP - Christen Roper, Hawaii - (Co-MVP)  
Co-MVP - Natasja Allen, Hawaii  
Jenny Pfeiffer, Kentucky  
Tamika Dudley, Long Island  
Constance Jinks, UNLV  
Jade Abele, Hawaii

**2003-04  
Odwalla Classic  
San Francisco, Calif. (War Memorial Gym)**  
W, Duquesne, 90-83  
L, San Francisco, 67-59

**All-Tournament Team**  
MVP - SeSe Helm, Kentucky  
Keiko Tate, Kentucky  
Carey Souer, San Francisco  
Toni Russell, San Francisco  
Ashley Hallstead, Davidson

**2004-05  
Paradise Jam (St. John Bracket - Round Robin)  
St. Thomas, US Virgin Islands  
(UVI Sports and Fitness Center)**  
W, Duquesne, 73-70  
L, South Dakota State, 55-57  
L, #17/18 Rutgers, 60-75

**All-Tournament Team**  
MVP - Michelle Campbell, Rutgers  
Sara Potts, Kentucky  
Chelsea Newton, Rutgers  
Matee Ajavon, Rutgers  
Shannon Howell, Oregon State  
Shannon Schlagel, South Dakota State

**Pepperdine Thanksgiving Classic**

**Malibu, Calif. (Firestone Fieldhouse)**  
W, Indiana State 68-58  
W, Hofstra 67-54

**All-Tournament Team**  
MVP - Sarah Elliott, Kentucky  
Samantha Mahoney, Kentucky  
Jasmane Clarendon, Pepperdine  
Melanie Boeglin, Indiana State  
Cigi McCollin, Hofstra  
Lizanne Murphy, Hofstra

**2005-06  
Pepperdine Thanksgiving Classic  
Malibu, Calif. (Firestone Fieldhouse)**  
W, Indiana State 68-58  
W, Hofstra 67-54

**All-Tournament Team**  
MVP - Sarah Elliott, Kentucky  
Samantha Mahoney, Kentucky  
Jasmane Clarendon, Pepperdine  
Melanie Boeglin, Indiana State  
Cigi McCollin, Hofstra  
Lizanne Murphy, Hofstra

**2006-07  
Women's Sports Foundation Tournament  
Lexington, Ky. (Memorial Coliseum)**  
W, Washington State 80-51  
L, Indiana 51-54

**All-Tournament Team**  
MVP - Jamie Braun, Indiana  
Sarah Elliott, Kentucky  
Samantha Mahoney, Kentucky  
Kim Roberson, Indiana  
Alex Tchangoue, Wake Forest

**Odwalla Classic  
San Francisco, Calif. (War Memorial Gym)**  
L, Delaware 70-86  
W, Southern Illinois 78-59

**All-Tournament Team**  
MVP - Tyresa Smith, Delaware  
Sarah Elliott, Kentucky  
Dominique Carter, San Francisco  
Chrissy Fisher, Delaware  
Carlai Moore, Southern Illinois

**Wells Fargo New Year's Classic  
San Antonio, Texas (USTA Convocation Center)**  
W, Kent State 82-47  
W, Memphis 86-51

**All-Tournament Team**  
Sarah Elliott, Kentucky  
Vivian Ewalefo, UTSA  
Lynsey Freeman, UTSA  
Jamilah Humes, Kent State  
Aroha Jennings, Memphis

**2007-08  
Rainbow Wahine Classic  
Honolulu, Hawaii (Stan Sheriff Center)**  
L, Minnesota 80-92  
L, #21/22 Texas 60-72  
W, Lipscomb 76-55

**All-Tournament Team**  
MVP – Danielle Hood, Hartford  
Brittainey Raven, Texas  
Emily Fox, Minnesota  
Ashley Ellis-Milan, Minnesota

Lyndra Littles, Virginia  
Monica Wright, Virginia  
Diana Delva, Hartford  
Marylyne Schaefer, Hartford

**2008-09  
Courtyard LaGuardia Turkey Classic  
Brooklyn, N.Y. (Wellness, Recreating and  
Athletic Center)**  
W, Yale, 87-82  
W, Long Island, 46-43

**All-Tournament Team**  
MVP - Carly Ormerod, Kentucky  
Amber Smith, Kentucky  
Connie James, Long Island  
Ashley Palmer, Long Island  
Melissa Colborne, Yale

**2010-11  
Lady Eagle Thanksgiving Classic sponsored by  
LaQuinta Inn  
Hattiesburg, Miss. (Reed Green Coliseum)**  
W, Murray State, 91-59  
W, Southern Miss, 79-60

**All-Tournament Team**  
MVP - A'dia Mathies, Kentucky  
Kastine Evans, Kentucky  
Jamiera Faulkner, Southern Miss  
Rachel Vigers, Southern Miss  
Mercedes Johnson, Louisiana-Lafayette  
Kayla Lowe, Murray State

**2014-15  
Paradise Jam (Reef Division)  
St. Thomas, Virgin Islands (UVI Sports and Fitness  
Center)**  
L, vs. Illinois 71-77  
W, vs. Oklahoma, 92-88  
W, vs. USF, 61-57

**All-Tournament Team**  
MVP – Makayla Epps, Kentucky  
Jennifer O'Neill, Kentucky  
Courtney Williams, USF  
Ivory Crawford, Illinois  
Sharane Campbell-Olds, Oklahoma

**2016-17  
Kentucky Classic  
Lexington, Ky. (Memorial Coliseum)**  
W, vs. No. 14 Miami (Fla.), 82-66  
W, vs. Albany, 70-46  
Miami (Fla.) def. Albany 77-53

**2018-19  
Paradise Jam  
St. Thomas Virgin Islands (UVI Sports & Fitness  
Center)**  
W, vs. No. 17 South Florida, 85-63  
W, vs. rv UCLA, 75-74 (ot)  
W, vs. North Carolina, 85-75

**All-Tournament Team**  
MVP – Rhyne Howard, Kentucky  
Taylor Murray, Kentucky



# CATS IN THE SOUTHEASTERN CONFERENCE

## KENTUCKY AND THE SEC

Women's basketball first came under the auspices of the Southeastern Conference for the 1982-83 season. Games played between SEC teams before that time are not counted in the all-time SEC standings, since there was no uniform number of conference games played each season prior to that time. From 1980-85, the SEC champion was the winner of the SEC Tournament. Since 1986, the SEC champion has been determined by a round robin schedule. The tournament continues to be held to decide the recipient of the league's automatic NCAA tournament bid.

**Twelve Kentucky players have been named to the SEC All-Tournament team:**

- Valerie Still (1980, 1981, 1982\*)
  - Patty Jo Hedges (1982)
  - Jodie Whitaker (1988)
  - Stacy McIntyre (1992)
  - Victoria Dunlap (2010, 2011)
  - A'dia Mathies (2010, 2012, 2013)
  - Keyla Snowden (2012)
  - Jennifer O'Neill (2014)
  - DeNesha Stallworth (2014)
  - Makayla Epps (2015, 2016, 2017)
  - Evelyn Akhator (2017)
  - Rhyn Howard (2020, 2021)
- \*Tournament MVP

## ANNUAL SOUTHEASTERN CONFERENCE CHAMPIONS

Year	Overall Champion	SEC Overall	Overall Coach	UK Seed/Finish	Tournament Champion (Site)
1980	Tennessee	33-5	Pat Head	Semifinals	Tennessee (Knoxville, Tenn.)
1981	Auburn	26-7	Joe Ciampi	Semifinals	Auburn (Baton Rouge, La.)
1982	<b>Kentucky</b>	<b>24-8</b>	<b>Terry Hall</b>	<b>Finals</b>	<b>Kentucky (Lexington, Ky.)</b>
1983	Georgia	4-4	27-7 Andy Landers	E2/Quarterfinals	Georgia (Knoxville, Tenn.)
1984	Georgia	7-1	30-3 Andy Landers	E3/Quarterfinals	Georgia (Athens, Ga.)
1985	Tennessee	4-4	22-10 Pat Summitt	E4/1st Round	Tennessee (Oxford, Miss.)
1986	Georgia	9-0	30-2 Andy Landers	6/Quarterfinals	Georgia (Athens, Ga.)
1987	Auburn	8-1	31-2 Joe Ciampi	7/Quarterfinals	Auburn (Albany, Ga.)
1988	Auburn	9-0	32-3 Joe Ciampi	10/Quarterfinals	Tennessee (Albany, Ga.)
1989	Auburn	9-0	32-2 Joe Ciampi	8/1st Round	Tennessee (Albany, Ga.)
1990	Tennessee	8-1	27-6 Pat Summitt	8/1st Round	Auburn (Albany, Ga.)
1991	Georgia	9-0	28-4 Andy Landers	5/Quarterfinals	LSU (Albany, Ga.)
1992	Ole Miss	11-0	29-3 Van Chancellor	6/Semifinals	Tennessee (Albany, Ga.)
1993	Tennessee	11-0	29-3 Pat Summitt	6/Quarterfinals	Vanderbilt (Chattanooga, Tenn.)
1994	Tennessee	11-0	31-2 Pat Summitt	7/Quarterfinals	Tennessee (Chattanooga, Tenn.)
1995	Tennessee	11-0	34-3 Pat Summitt	9/Quarterfinals	Vanderbilt (Chattanooga, Tenn.)
1996	Georgia	10-1	28-5 Andy Landers	12/1st Round	Tennessee (Chattanooga, Tenn.)
1997	Georgia	11-1	25-6 Andy Landers	10/1st Round	Auburn (Chattanooga, Tenn.)
1998	Tennessee	14-0	39-0 Pat Summitt	8/1st Round	Tennessee (Columbus, Ga.)
1999	Tennessee	13-1	31-3 Pat Summitt	7/Semifinals	Tennessee (Chattanooga, Tenn.)
2000	Georgia	13-1	32-4 Andy Landers	9/Quarterfinals	Tennessee (Chattanooga, Tenn.)
	Tennessee	13-1	33-4 Pat Summitt		
2001	Tennessee	14-0	31-3 Pat Summitt	12/1st Round	Georgia (Memphis, Tenn.)
2002	Tennessee	13-1	29-5 Pat Summitt	12/Quarterfinals	Vanderbilt (Nashville, Tenn.)
2003	Tennessee	14-0	33-5 Pat Summitt	9/1st Round	LSU (North Little Rock, Ark.)
2004	Tennessee	14-0	30-3 Pat Summitt	11/1st Round	Vanderbilt (Nashville, Tenn.)
2005	LSU	14-0	33-3 Pokey Chatman	10/1st Round	Tennessee (Greenville, S.C.)
2006	LSU	13-1	31-4 Pokey Chatman	4/Semifinals	Tennessee (North Little Rock, Ark.)
2007	Tennessee	14-0	34-3 Pat Summitt	7/Quarterfinals	Vanderbilt (Duluth, Ga.)
2008	LSU	14-0	31-6 Van Chancellor	4/Semifinals	Tennessee (Nashville, Tenn.)
2009	Auburn	12-2	30-4 Nell Fortner	10/1st Round	Vanderbilt (North Little Rock, Ark.)
2010	Tennessee	15-1	32-3 Pat Summitt	2/Finals	Tennessee (Duluth, Ga.)
2011	Tennessee	16-0	34-3 Pat Summitt	2/Finals	Tennessee (Nashville, Tenn.)
2012	<b>Kentucky</b>	<b>13-3</b>	<b>28-7 Matthew Mitchell</b>	<b>1/Semifinals</b>	Tennessee (Nashville, Tenn.)
2013	Tennessee	13-3	30-6 Pat Summitt	2/Finals	Texas A&M (Duluth, Ga.)
2014	South Carolina	14-2	29-5 Dawn Staley	4/Finals	Tennessee (Duluth, Ga.)
2015	South Carolina	15-1	34-3 Dawn Staley	6/Semifinals	South Carolina (Little Rock, Ark.)
	Tennessee	15-1	30-6 Holly Warlick		
2016	South Carolina	16-0	33-2 Dawn Staley	4/Semifinals	South Carolina (Jacksonville, Fla.)
2017	South Carolina	14-2	33-4 Dawn Staley	4/Semifinals	South Carolina (Greenville, S.C.)
2018	Miss. State	16-0	37-2 Vic Schaefer	9/Quarterfinals	South Carolina (Nashville, Tenn.)
2019	Miss. State	15-1	33-3 Vic Schaefer	4/Quarterfinals	Mississippi State (Greenville, S.C.)
2020	South Carolina	16-0	32-1 Dawn Staley	3/Semifinals	South Carolina (Greenville, S.C.)
2021	South Carolina	14-2	22-4 Dawn Staley	5/Quarterfinals	South Carolina (Greenville, S.C.)

Note: From 1980-85, the SEC champion was the winner of the SEC Tournament. Since 1986, the SEC champion has been determined by a round-robin schedule. The tournament continues to be held to decide the recipient of the league's automatic NCAA tournament bid.

The 2021 SEC Women's Basketball Tournament will be held at Bridgestone Arena, starting March 2 and concluding on March 6. Seeds 11 through 14 will compete in the opening games of the bracket on Wednesday, with the rest of the event continuing on Thursday. The quarterfinals will take place on Friday with the semifinals Saturday and championship game on Sunday.

**Future SEC Tournament Dates & Sites**

- 2022 - March 2-6, Bridgestone Arena, Nashville, Tenn.
- 2023 - March 1-5, TBD
- 2024 - March 6-10, TBD
- 2025 - March 5-9, TBD
- 2026 - March 4-8, TBD







## UK IN THE SEC TOURNAMENT

### SEC TOURNAMENT RECORDS

**TEAM RECORDS**

**Most Points in a Game**  
UK: 106 vs. Mississippi State 1/30/1981  
Opp: 100 (Tennessee) 3/5/1988

**Fewest Points in a Game**  
UK: 40 vs. Georgia 3/2/2007  
Opp: 38 (Georgia) 3/9/2013

**Most Rebounds**  
UK: 57 vs. Arkansas 3/6/1992  
Opp: 61 (Florida) 3/2/1990

**Fewest Rebounds**  
UK: 25 vs. LSU 3/4/2006 and 25 vs. Alabama 2/26/1982  
Opp: 26 (Mississippi State) 2/28/2002

**Highest Field Goal Percentage**  
UK: 66.7% vs. Mississippi State 1/30/1981  
Opp: 58.0% (LSU) 3/1/2001

**Lowest Field Goal Percentage**  
UK: 20.0% vs. Georgia 3/2/2007  
Opp: 22.2% (Georgia) 3/9/2013

**Highest Free Throw Percentage**  
UK: 94.7% vs. Missouri 3/8/19  
Opp: 93.3% (Auburn) 3/3/2005

**Lowest Free Throw Percentage**  
UK: 30.4% (7-of-23) vs. Florida 3/2/1990  
Opp: 40.0% (Mississippi St.) 2/23/1985, (LSU) 3/4/11

**Highest 3-Point Field Goal Percentage**  
UK: 62.5% vs. Vanderbilt 3/4/1988  
Opp: 77.8% (UGA) 3/5/2009

**Lowest 3-Point Field Goal Percentage**  
UK: 0.0% vs. LSU 3/1/2001  
0.0% vs. Missouri 3/8/19  
Opp: 0.0% (Tennessee) 3/4/1995

**Field Goals Made**  
UK: 37 vs. Alabama 2/26/1982  
Opp: 37 (Tennessee) 3/5/1988  
37 (South Carolina) 3/5/2016

**Field Goals Attempted**  
UK: 85 vs. Alabama 3/7/1992  
Opp: 82 (Tennessee) 3/5/1988

**3-Point Field Goals Made**  
UK: 11 vs. Tennessee 3/6/2020  
Opp: 16 (Tennessee) 3/6/11

**3-Point Field Goals Attempted**  
UK: 24, 2x, last vs. Tennessee 3/6/2020  
Opp: 33 (South Carolina) 3/4/1994

**Free Throws Made**  
UK: 30 vs. LSU 2/26/1999  
Opp: 34 (LSU) 3/3/2012

**Free Throws Attempted**  
UK: 40 vs. LSU 2/26/1999  
40 vs. LSU 3/3/2016  
Opp: 43 (LSU) 3/3/2012

**Assists**  
UK: 29 vs. LSU 2/27/1982  
Opp: 29 (Tennessee) 3/28/1982

**Steals**  
UK: 14 vs. Vanderbilt 3/8/2013; LSU 2/26/1999; Auburn 1/31/1981  
Opp: 13 (Alabama) 3/7/1992

**Blocked Shots**  
UK: 8 vs. Texas A&M 3/10/13; LSU 2/26/1999  
Opp: 10 (Tennessee) 2x 3/6/11 and 3/6/2020

**Turnovers- High**  
UK: 25 vs. Mississippi State 2/23/1985  
Opp: 28 (Mississippi State) 3/6/2010

**Turnovers- Low**  
UK: 5 vs. South Carolina 3/8/2014  
Opp: 6 (South Carolina) 3/4/17

**Margin of Victory**  
24 vs. Auburn 3/4/1995 and MSU 1/30/1981

**Margin of Defeat**  
34 (Tennessee) 3/5/1988

**INDIVIDUAL RECORDS BY KENTUCKY**

**Points**  
34 Valerie Still vs. LSU 2/27/1982

**Rebounds**  
19 Jennifer Humphrey vs. Arkansas 3/1/2007

**Field Goals Made**  
13 Valerie Still vs. Tennessee 2/28/1982  
13 Valerie Still vs. Mississippi State 1/30/1981

**Field Goals Attempted**  
26 Jodie Whitaker vs. Tennessee 3/5/1988  
26 Makayla Epps vs. So. Carolina 3/4/17  
26 Rhyne Howard vs. Miss. State 3/7/2020

**Free Throws Made**  
11 Stacey Reed vs. South Carolina 3/4/1994  
11 A'dia Mathies vs. Mississippi St. 3/6/2010

**Free Throws Attempted**  
14 Stacey Reed vs. South Carolina 3/4/1994

**3-Point Goals Made**  
5 Sara Potts vs. Auburn 3/6/2003  
5 Keyla Snowden vs. LSU 3/3/2012  
5 Rhyne Howard vs. Tennessee 3/6/2020

**3-Point Goals Attempted**  
13 Shaunda Roberts vs. Auburn 3/1/1996  
13 Keyla Snowden vs. LSU 3/3/2012  
13 Jennifer O'Neill vs. Texas A&M 3/10/2013

**Assists**  
15 Patty Jo Hedges vs. LSU 2/27/1982

**Steals**  
6 Leslie Nichols vs. LSU 3/1/1986  
6 Valerie Still vs. Auburn 1/31/1981  
6 Taylor Murray vs. Missouri 3/8/19

**Blocked Shots**  
5 Victoria Dunlap vs. Mississippi St. 3/6/2010

**Turnovers**  
8 Sandy Harding vs. Georgia 3/8/1987  
8 Laurie Hudgens vs. Miss. State 2/23/85

**INDIVIDUAL RECORDS BY OPPONENTS**

**Points**  
29 Seimone Augustus (LSU) 3/4/2006  
29 Sophie Cunningham (Missouri) 3/8/19  
29 Rickea Jackson (Miss. State) 3/7/20

**Rebounds**  
17 Lori Monroe (Auburn) 3/3/1983  
17 Tiffany Clarke (Vanderbilt) 3/5/2011

**Field Goals Made**  
13 Sonya Meadows (Mississippi State) 1/30/1981  
13 Seimone Augustus (LSU) 3/4/2006

**Field Goals Attempted**  
26 Daisy Casher (MSU) 2/23/1985

**Free Throws Made**  
13 Shannon Johnson (South Carolina) 3/4/1994

**Free Throws Attempted**  
17 Shannon Johnson (South Carolina) 3/4/1994

**3-Point Goals Made**  
7 Angie Bjorklund (Tennessee) 3/6/2011  
7 Jasmine Lister (Vanderbilt) 3/8/2013

**3-Point Goals Attempted**  
12 Christi Timmons (USC) 3/4/1994  
12 Hannah Cook (Alabama) 3/3/17

**Assists**  
12 Lea Henry (UT) 2/28/1982

**Steals**  
6 Armelie Lumanu (MSU) 3/6/2010

**Blocked Shots**  
7 Tamari Key (Tennessee) 3/6/2020

**Turnovers**  
10 Bonita Branch (LSU) 3/1/1986  
10 Armelie Lumanu (MSU) 3/6/2010

## KENTUCKY'S SEC TOURNAMENT HISTORY

Year	Team	UK Seed	Opponent	Score	Result
1980	Knoxville		Alabama (QF)	77-69	W
			Ole Miss (SF)	62-79	L
1981	Baton Rouge		Miss. State (QF)	106-82	W
			Auburn (SF)	66-70	L
			Georgia (Con.)	62-72	L
1982	Lexington		Florida (1st)	89-87	W
			Alabama (QF)	82-76	W
			LSU (SF)	85-71	W
			Tennessee (F)	80-74	W
1983	Knoxville	E2	Auburn (QF)	70-85	L
1984	Athens	E3	LSU (QF)	81-91	L
1985	Lexington	E4	Miss. State (1st)	55-58	L
1986	Athens	6	LSU (QF)	66-67	L
1987	Albany	7	Florida (1st)	75-53	W
			Georgia (QF)	64-67	L
1988	Albany	10	Vanderbilt (1st)	75-67	W
			Tennessee (QF)	66-100	L
1989	Albany	8	Florida (1st)	64-67	L
1990	Albany	8	Florida (1st)	54-70	L
1991	Albany	5	LSU (QF)	79-96	L
1992	Albany	6	Arkansas (1st)	79-63	W
			Alabama (QF)	95-87	W
			Tennessee (SF)	84-90	L
1993	Chattanooga	6	Miss. State (1st)	84-73	W
			Vanderbilt (QF)	61-68	L
1994	Chattanooga	7	South Carolina (1st)	83-80	W
			Vanderbilt (QF)	67-72	L
1995	Chattanooga	9	Auburn (1st)	75-51	W
			Tennessee (QF)	62-74	L
1996	Chattanooga	12	Auburn (1st)	43-58	L
1997	Chattanooga	10	Arkansas (1st)	60-71	L
1998	Columbus	8	Miss. State (1st)	48-67	L
1999	Chattanooga	7	Ole Miss (1st)	75-59	W
			LSU (QF)	81-71	W
			Georgia (SF)	62-68	L
2000	Chattanooga	9	Alabama (1st)	67-63	W
			Georgia (QF)	45-63	L
2001	Memphis	12	LSU (1st)	57-72	L
2002	Nashville	12	Miss. State (1st)	75-72	W
			LSU (QF)	62-74	L
2003	N. Little Rock	9	Auburn (1st)	62-68	L
2004	Nashville	11	Vanderbilt (1st)	41-60	L

Year	Team	UK Seed	Opponent	Score	Result
2005	Greenville	10	Auburn (1st)	57-62	L
2006	N. Little Rock	4	Florida (QF)	88-70	W
			LSU(SF)	52-79	L
2007	Duluth, Ga.	7	Arkansas (1st)	72-57	W
			Georgia (QF)	40-72	L
2008	Nashville	4	Georgia (QF)	57-50	W
			LSU (SF)	49-66	L
2009	N. Little Rock	10	Georgia (1st)	64-82	L
2010	Duluth, Ga.	2	Auburn (QF)	65-54	W
			Miss.State (SF)	76-65	W
			Tennessee (F)	62-70	L
2011	Nashville	2	LSU (QF)	60-58	W
			Vanderbilt (SF)	69-56	W
			Tennessee (F)	65-90	L
2012	Nashville	1	Florida (QF)	71-67	W
			LSU (SF)	61-72	L
2013	Duluth, Ga.	2	Vanderbilt (QF)	76-65	W
			Georgia (SF)	60-38	W
			Texas A&M (F)	67-75	L
2014	Duluth, Ga.	4	Florida (QF)	75-70	W
			South Carolina (SF)	68-58	W
			Tennessee (F)	70-71	L
2015	Little Rock, Ark.	6	Vanderbilt (2nd)	67-61	W
			Miss. State (QF)	76-67	W
			Tennessee (SF)	75-64	L
2016	Jacksonville, Fla.	4	LSU (2nd)	79-71	W
			Florida (QF)	92-69	W
			South Carolina (SF)	93-63	L
2017	Greenville, S.C.	4	Alabama (QF)	65-55	W
			South Carolina (SF)	89-77	L
2018	Nashville	9	Alabama (2nd)	71-64	W
			Miss. State (QF)	81-54	L
2019	Greenville, S.C.	4	Missouri (QF)	70-68ot	L
2020	Greenville, S.C.	3	Tennessee (QF)	86-65	W
			Miss. State (SF)	77-59	L
2018	Nashville	9	Alabama (2nd)	71-64	W
			Miss. State (QF)	81-54	L
2019	Greenville, S.C.	4	Missouri (QF)	70-68ot	L
2020	Greenville, S.C.	3	Tennessee (QF)	86-65	W
			Miss. State (SF)	77-59	L
2021	Greenville, S.C.	5	Florida (2nd)	72-64	W
			Georgia (QF)	66-78	L

## KENTUCKY IN THE SEC TOURNAMENT (1980-2020)

SEC TOURNAMENT RECORD: 37-42 (.468)

- First Round Games: 11-11 (.500)
- Second Round Games: 5-0 (1.000)
- Quarterfinal Games: 16-15 (.516)
- Semifinal Games: 5-11 (.313)
- Consolation Game: 0-1 (.000)
- Championship Games: 1-4 (.200)
- 1982 - W, Tennessee, 80-74 (H)
- 2010 - L, Tennessee, 70-62 (N)
- 2011 - L, Tennessee, 90-65 (N)
- 2013 - L, Texas A&M, 75-67 (N)
- 2014 - L, Tennessee, 71-70 (N)

SEC Championship Titles: 1 - 1982 (UK 80, UT 74)

	UK vs. SEC	Elzy Era
vs. Alabama:	6-0.....	0-0
vs. Arkansas:	2-1.....	0-0
vs. Auburn:	2-5.....	0-0
vs. Florida:	7-2.....	1-0
vs. Georgia:	2-7*.....	0-1
vs. LSU:	4-8.....	0-0
vs. Ole Miss:	1-1.....	0-0
vs. Missouri:	0-1.....	0-0
vs. Mississippi St.:	5-4.....	0-0
vs. South Carolina:	2-2.....	0-0
vs. Tennessee:	2-7.....	0-0
vs. Texas A&M:	0-1.....	0-0
vs. Vanderbilt:	4-3.....	0-0

\*Includes 1981 consolation game vs. Georgia





# UK IN THE NCAA TOURNAMENT

## NCAA TOURNAMENT RECORDS

### TEAM RECORDS

#### Most Points In a Game

UK: 106 vs. Wright State 3/22/2014  
Opp: 99 (Dayton) 3/20/2015

#### Fewest Points In a Game

UK: 53 vs. UCONN 4/1/2013  
Opp: 31 (UNC Asheville) 3/19/2016

#### Most Rebounds

UK: 67 vs. Wright State 3/22/2014  
Opp: 55 (North Carolina) 3/21/2011

#### Fewest Rebounds

UK: 25 vs. Louisiana Tech 3/20/1982  
Opp: 25 (Nebraska) 3/28/2010

#### Highest Field Goal Percentage

UK: 59.1% (39-of-66) vs. Illinois 3/14/1982  
Opp: 64.6% (31-of-48) (Indiana) 3/18/1983

#### Lowest Field Goal Percentage

UK: 31.1% vs. Connecticut 3/27/2012  
Opp: 20.6% (13-of-63) (UNC Asheville) 3/16/2016

#### Highest Free Throw Percentage

UK: 100% (4-of-4) vs. Michigan State 3/20/2006  
Opp: 95.0% (19-of-20) (Delaware) 3/30/2013

#### Lowest Free Throw Percentage

UK: 0.0% (0-1) vs. Drake 3/12/1986  
Opp: 28.6% (6-21) (Louisiana Tech) 3/20/1982

#### Highest 3-Point Field Goal Percentage

UK: 63.6% (7-of-11) vs. Liberty 3/20/2010  
Opp: 61.1% (11-of-18) (Dayton) 3/22/2015

#### Lowest 3-Point Field Goal Percentage

UK: 11.1% (1-of-9) vs. Chattanooga 3/18/2006  
Opp: 12.0% (3-of-25) (UNC Asheville) 3/19/16

#### Field Goals Made

UK: 44 vs. Wright State 3/22/2014  
Opp: 38 (Louisiana Tech) 3/20/1982

#### Field Goals Attempted

UK: 81 vs. North Carolina 3/21/2011  
Opp: 83 (Wright State) 3/22/2014

#### 3-Point Field Goals Made

UK: 12 vs. Gonzaga 3/25/2012  
Opp: 11 (Dayton) 3/22/2015, (Washington) 3/25/16

#### 3-Point Field Goals Attempted

UK: 29 vs. NC State 3/25/19  
Opp: 28 (Washington) 3/25/16

#### Free Throws Made

UK: 31 vs. Nebraska 3/13/1999 and Tenn. St. 3/20/2015  
Opp: 32 (UCLA) 3/15/1999

#### Free Throws Attempted

UK: 42 vs. Tennessee State 3/20/2015  
Opp: 35 (Nebraska) 3/13/1999, UCLA 3/15/1999 and UConn 3/27/2012

#### Assists

UK: 27 vs. Drake 3/12/1986  
Opp: 24 (Louisiana Tech) 3/20/1982

#### Steals

UK: 18 vs. Tennessee State 3/20/2015  
Opp: 21 (Green Bay) 3/19/2012

#### Blocked Shots

UK: 12 vs. Wright State 3/22/2014  
Opp: 10 (Connecticut) 4/1/2013; (Ohio St.) 3/19/17

#### Turnovers- High

UK: 34 vs. Green Bay 3/19/2012  
Opp: 26 (South Carolina 3/18/1982, Tennessee State 3/20/2015)

#### Turnovers- Low

UK: 5 vs. Dayton 3/22/2015  
Opp: 6 (Ohio State) 3/19/17

#### Largest Margin of Victory

54 vs. UNC Asheville 3/19/2016

#### Largest Margin of Defeat

24 (UCLA) 3/15/1999

### INDIVIDUAL RECORDS BY UK

#### Points (30 or more)

34 A'dia Mathies vs. Dayton 3/26/2013  
32 A'dia Mathies vs. Liberty 3/20/2010  
31 Victoria Dunlap vs. Oklahoma 3/30/2010  
30 Lea Wise vs. Illinois 3/14/1982  
30 Makayla Epps vs. Washington 3/25/16  
30 Makayla Epps vs. Belmont 3/17/17

#### Rebounds

23 Evelyn Akhator vs. Ohio State 3/19/17  
14 Samarie Walker vs. Wright State 3/22/2014  
14 Evelyn Akhator vs. Washington 3/25/16  
13 Valerie Still vs. Illinois 3/14/1982  
13 Valerie Still vs. South Carolina 3/18/1982  
13 Valerie Still vs. Indiana 3/18/1983  
13 Victoria Dunlap vs. Oklahoma 3/30/2010  
13 Samarie Walker vs. McNeese State 3/17/2012  
13 Samarie Walker vs. Green Bay 3/19/2012

#### Field Goals Made (10 or more made)

15 Lea Wise vs. Illinois 3/14/1982  
13 A'dia Mathies vs. Dayton 3/26/2013  
13 Makayla Epps vs. Washington 3/25/16

#### Field Goals Attempted

26 Makayla Epps vs. Washington 3/25/16

#### Free Throws Made

12 A'dia Mathies vs. Liberty 3/20/2010

#### Free Throws Attempted

17 A'dia Mathies vs. Liberty 3/20/2010

#### 3-Point Goals Made

6 A'dia Mathies vs. Dayton 3/26/2013

#### 3-Point Goals Attempted

10 Keyla Snowden vs. UNC3/21/2011

#### Assists

13 Patty Jo Hedges vs. Illinois 3/14/1982

#### Steals

5 Victoria Dunlap vs. Liberty 3/20/2010  
5 Jennifer O'Neill vs. Dayton 3/22/2015

#### Blocked Shots

6 Alexis Jennings vs. Oklahoma, 3/21/2016

#### Turnovers

10 Lea Wise vs. Louisiana Tech 3/20/1982

### INDIVIDUAL RECORDS BY OPPONENTS

#### Points

35 Wanda Ford (Drake) 3/12/1986

#### Rebounds

19 Sheila Foster (South Carolina) 3/18/1982

#### Field Goals Made

15 Wanda Ford (Drake) 3/12/1986

#### Field Goals Attempted

25 Talia Walton (Washington) 3/25/16

#### Free Throws Made

15 Maylana Martin (UCLA) 3/15/1999

#### Free Throws Attempted

15 Maylana Martin (UCLA) 3/15/1999

#### 3-Point Goals Made

5 Darby Maggard (Belmont) 3/17/17

#### 3-Point Goals Attempted

12 Darby Maggard (Belmont) 3/17/17  
12 Kelsey Mitchell (Ohio State) 3/19/17

#### Assists

11 Niya Johnson (Baylor) 3/29/2014

#### Steals

10 Jule Wojta (Green Bay) 3/19/2012

#### Blocked Shots

6 Jodie Cornelie (Dayton) 3/22/2015  
5 Jessica Breland (North Carolina) 3/21/2011

#### Turnovers

8 Samantha MacKay (Dayton) 3/26/2013  
8 Megan Lukan (Green Bay) 3/19/2012  
8 Amber Mays (Liberty) 3/20/2010

## KENTUCKY IN THE NCAA TOURNAMENT

#### Appearances: 16

Overall Record: 21-15, 1-1 under Coach Kyra Elzy  
First Round Games: 12-3, 1-0 under Elzy  
Second Round Games: 5-6, 0-1 under Elzy  
Regional Semifinals: 4-2  
Regional Finals: 0-4

vs. Baylor: 0-1  
vs. Belmont: 1-0  
vs. Chattanooga: 1-0  
vs. Connecticut: 0-2  
vs. Dayton: 1-1  
vs. Delaware: 1-0  
vs. Drake: 0-1  
vs. Gonzaga: 1-0  
vs. Green Bay: 1-0  
vs. Hampton: 1-0  
vs. Idaho State: 1-0  
vs. Indiana: 0-1  
vs. Illinois: 1-0  
vs. Iowa: 0-1  
vs. James Madison: 0-1  
vs. Liberty: 1-0  
vs. Louisiana Tech: 0-1  
vs. McNeese State: 1-0

vs. Michigan State: 1-1  
vs. Navy: 1-0  
vs. Nebraska: 2-0  
vs. North Carolina: 0-1  
vs. NC State: 0-1  
vs. UNC Asheville: 1-0  
vs. Ohio State: 0-1  
vs. Oklahoma: 1-1  
vs. Princeton: 1-0  
vs. South Carolina: 1-0  
vs. Syracuse: 1-0  
vs. Tennessee State: 1-0  
vs. UCLA: 0-1  
vs. Washington: 0-1  
vs. Wright State: 1-0





# NCAA TOURNAMENT GAME-BY-GAME STATISTICS

## 2021

Date	Opponent		Attend	FG	FGA	Pct	3FG	FGA	Pct	FT	FTA	Pct	Off	Def	Tot	Avg	PF	A	TO	Blk	Stl	Pts
3/21/21	Kentucky	1st Rd	0	24	63	.381	8	18	.444	15	18	.833	16	29	45	36.5	13	13	19	3	12	71
	Idaho State			22	57	.386	7	22	.318	12	18	.667	9	25	34	37.3	16	10	18	5	13	63
3/23/21	Kentucky	2nd Rd	0	26	74	.351	7	27	.259	13	16	.813	22	16	38	36.6	13	13	8	4	13	72
	Iowa			35	61	.574	10	19	.526	6	6	1.00	10	27	37	37.3	11	14	15	4	4	86

## 2019

Date	Opponent		Attend	FG	FGA	Pct	3FG	FGA	Pct	FT	FTA	Pct	Off	Def	Tot	Avg	PF	A	TO	Blk	Stl	Pts
3/23/19	Kentucky	1st Rd	2,769	27	54	.500	9	18	.500	19	26	.731	5	21	26	34.0	14	15	7	2	11	82
				30	64	.649	7	19	.368	10	13	.769	14	24	38	36.3	20	18	16	2	5	77
3/25/19	Kentucky	2nd Rd	2,683	22	69	.319	9	29	.310	4	6	.667	15	16	31	33.9	19	10	5	2	9	57
	NC State			23	50	.460	10	21	.476	16	24	.667	17	33	50	36.7	9	16	16	2	2	72

## 2017

Date	Opponent		Attend	FG	FGA	Pct	3FG	FGA	Pct	FT	FTA	Pct	Off	Def	Tot	Avg	PF	A	TO	Blk	Stl	Pts
3/17/17	Kentucky	1st Rd	3,497	26	56	46.4	7	15	46.7	14	19	73.7	10	18	28	36.3	12	18	7	2	4	73
	Belmont			27	59	45.8	9	20	45.0	7	9	77.8	11	22	33	43.1	20	14	13	4	2	70
3/19/17	Kentucky	2nd Rd	2,644	25	73	34.2	3	17	17.6	15	19	78.9	17	33	50	36.0	15	12	12	5	2	68
	Ohio State			33	73	45.2	6	23	26.1	10	18	55.6	11	32	43	44.4	19	20	6	10	7	82

## 2016

Date	Opponent		Attend	FG	FGA	Pct	3FG	FGA	Pct	FT	FTA	Pct	Off	Def	Tot	Avg	PF	A	TO	Blk	Stl	Pts
3/19/16	Kentucky	1st Rd	2,701	33	66	.500	8	16	.500	11	14	.786	15	35	50	39.9	11	17	10	7	8	85
	UNC Asheville			13	63	.206	3	25	.120	2	5	.400	14	17	31	34.1	17	4	15	3	4	31
3/21/16	Kentucky	2nd Rd	3,056	22	58	.379	6	13	.462	29	38	.763	11	30	41	39.9	17	12	10	8	3	79
	Oklahoma			18	66	.273	6	22	.273	16	19	.842	17	23	40	34.2	26	11	13	5	4	58
3/25/16	Kentucky	Sweet 16	8,509	32	80	.400	5	21	.238	3	9	.333	13	31	44	40.0	18	13	7	1	3	72
	Washington			33	67	.493	11	28	.393	8	16	.500	5	37	42	34.5	13	16	7	4	4	85

## 2015

Date	Opponent		Attend	FG	FGA	Pct	3FG	FGA	Pct	FT	FTA	Pct	Off	Def	Tot	Avg	PF	A	TO	Blk	Stl	Pts
3/20/15	Kentucky	1st Rd	3,223	29	59	.492	8	19	.421	31	42	.738	16	36	52	52.0	19	17	17	7	18	97
	Tennessee State			18	69	.261	7	24	.292	9	13	.692	15	19	34	34.0	27	12	26	1	9	52
3/22/13	Kentucky	2nd Rd	3,320	33	76	.434	4	13	.308	24	38	.632	15	19	34	34.0	25	12	5	4	11	94
	Dayton			30	53	.566	11	18	.611	28	31	.903	5	37	42	42.0	31	16	24	9	1	99

## 2014

Date	Opponent		Attend	FG	FGA	Pct	3FG	FGA	Pct	FT	FTA	Pct	Off	Def	Tot	Avg	PF	A	TO	Blk	Stl	Pts
3/22/14	Kentucky	1st Rd	5,404	44	80	.550	7	14	.500	11	15	.733	18	49	67	67.0	22	19	22	12	4	106
	Wright State			19	83	.229	3	18	.167	19	32	.594	21	19	40	40.0	14	2	13	4	9	60
3/24/14	Kentucky	2nd Rd	4,661	21	58	.362	4	12	.333	18	28	.643	16	22	38	52.5	19	12	15	6	15	64
	Syracuse			21	63	.333	5	25	.200	12	16	.750	18	23	41	40.5	24	6	23	4	4	59
3/29/13	Kentucky	Sweet 16	8,774	24	69	.348	3	12	.250	21	26	.808	16	23	39	48.0	25	10	8	4	5	72
	#5/6 Baylor			32	67	.478	4	10	.400	22	27	.815	15	32	47	42.7	17	23	9	4	6	90

## 2013

Date	Opponent		Attend	FG	FGA	Pct	3FG	FGA	Pct	FT	FTA	Pct	Off	Def	Tot	Avg	PF	A	TO	Blk	Stl	Pts
3/24/13	Kentucky	1st Rd	2,717	23	60	.383	3	11	.273	12	15	.800	15	28	43	43.0	11	10	19	4	16	61
	Navy			15	47	.319	6	22	.273	5	13	.385	7	23	30	30.0	14	9	25	2	7	41
3/26/13	Kentucky	2nd Rd	1,144	32	68	.471	8	24	.333	12	16	.750	13	21	34	38.5	23	12	16	2	12	84
	#18/15 Dayton			21	47	.447	4	13	.308	24	30	.800	8	24	32	31.0	15	12	23	2	9	70
3/30/13	Kentucky	Sweet 16	6,031	25	62	.403	7	24	.292	12	19	.632	18	17	35	37.3	18	9	11	2	10	69
	#15/16 Delaware			21	53	.396	1	6	.167	19	20	.950	16	24	40	34.0	21	7	19	1	4	62
4/1/13	Kentucky	Elite Eight	8,594	19	62	.306	4	16	.250	11	15	.733	11	22	33	36.2	20	9	21	5	9	53
	#3/3 Connecticut			29	56	.518	4	11	.364	21	23	.913	7	34	41	35.8	18	12	18	10	11	83

## 2012

Date	Opponent		Attend	FG	FGA	Pct	3FG	FGA	Pct	FT	FTA	Pct	Off	Def	Tot	Avg	PF	A	TO	Blk	Stl	Pts
3/17/12	Kentucky	1st Rd	4,695	25	63	.397	2	17	.118	16	28	.571	22	36	58	58.0	25	15	20	8	6	68
	McNeese State			21	70	.300	2	9	.222	18	25	.720	18	22	40	40.0	21	9	13	2	12	62
3/19/12	Kentucky	2nd Rd	3,254	25	49	.510	4	10	.400	11	16	.688	11	28	39	48.5	16	15	34	4	11	65
	#10/10 Green Bay			21	60	.350	5	17	.294	15	17	.882	12	18	30	35.0	19	14	24	1	21	62
3/25/12	Kentucky	Sweet 16	6,031	27	61	.443	12	21	.571	13	22	.591	17	27	44	47.0	14	18	14	2	9	79
	RV/#24 Gonzaga			27	67	.403	1	6	.167	7	9	.778	14	20	34	34.7	19	12	10	1	8	62
3/27/12	Kentucky	Elite Eight	5,184	19	61	.311	6	21	.286	21	22	.955	14	12	26	41.8	23	8	10	1	8	65
	#3/3 Connecticut			23	45	.511	4	15	.267	30	35	.857	12	28	40	36.0	19	21	18	3	7	80

## 2011

Date	Opponent		Attend	FG	FGA	Pct	3FG	FGA	Pct	FT	FTA	Pct	Off	Def	Tot	Avg	PF	A	TO	Blk	Stl	Pts
3/19/11	Kentucky	1st Rd	3,934	22	64	.344	8	19	.421	14	19	.737	15	25	40	40.0	17	14	13	6	8	66
	Hampton (OT)			23	63	.365	6	15	.400	10	13	.769	17	28	45	45.0	16	11	17	6	4	62
3/21/11	Kentucky	2nd Rd	4,014	28	81	.346	5	23	.217	13	17	.765	15	16	31	35.5	23	10	8	3	8	74
	# 14 North Carolina			28	58	.483	3	7	.429	27	30	.900	15	40	55	50.0	21	19	22	8	6	86

## 2010

Date	Opponent		Attend	FG	FGA	Pct	3FG	FGA	Pct	FT	FTA	Pct	Off	Def	Tot	Avg	PF	A	TO	Blk	Stl	Pts
3/20/10	Kentucky	1st Rd	3,560	25	49	.510	7	11	.636	26	36	.722	9	17	26	26.0	17	15	15	2	16	83
	Liberty			32	64	.500	2	9	.222	11	16	.688	17	21	38	38.0	25	8	22	1	8	77

# NCAA TOURNAMENT GAME-BY-GAME STATISTICS

3/28/10	Kentucky #4 Nebraska	Sweet 16	5,907	31	62	.500	8	16	.500	6	12	.500	13	23	36	34.0	21	15	16	3	10	76
				24	51	.471	5	12	.417	14	20	.700	7	18	25	33.3	15	10	16	2	5	67
3/30/10	Kentucky #12 Oklahoma	Elite Eight	4,021	23	70	.329	2	17	.118	20	22	.909	20	14	34	34.0	17	6	14	0	12	68
				32	52	.615	5	15	.333	19	21	.905	8	28	36	34.0	18	15	21	2	8	88
<b>2006</b>																						
3/18/06	Kentucky Chattanooga	1st Rd	3,396	23	50	.460	1	9	.111	22	31	.710	13	27	40	40.0	14	13	20	5	11	69
				24	63	.381	6	27	.222	5	8	.625	14	17	31	31.0	19	13	19	2	9	59
3/20/06	Kentucky #16/17 Michigan State	2nd Rd	3,212	26	62	.419	7	20	.350	4	4	1.000	10	23	33	36.5	16	15	14	7	8	63
				25	59	.424	3	12	.250	14	19	.737	14	26	40	35.5	5	12	13	4	5	67
<b>1999</b>																						
3/13/99	Kentucky Nebraska	1st Rd	2,390	31	59	.525	5	11	.416	31	40	.775	18	19	37		26	13	24	2	12	98
				30	60	.500	5	11	.454	27	35	.771	16	15	31		29	11	22	0	12	92
3/15/99	Kentucky UCLA	2nd Rd	2,604	21	64	.328	5	23	.217	16	25	.64	14	19	33		26	63	17	1	10	63
				26	55	.472	3	11	.272	32	35	.914	12	33	45		18	10	20	3	9	87
<b>1991</b>																						
3/13/91	Kentucky James Madison	1st Rd	-	24	48	.500	3	9	.333	11	16	.688	4	24	28		18	8	21	0	4	62
				28	59	.475	1	8	.125	13	19	.684	1	2	3		15	16	13	2	11	70
<b>1986</b>																						
3/12/86	Kentucky Drake	1st Rd	-	35	71	.493	-	-	-	0	1	.000	-	-	31		16	27	13	0	7	70
				32	53	.604	-	-	-	9	16	.563	-	-	30		9	20	13	3	7	73
<b>1983</b>																						
3/18/83	Kentucky Indiana	1st Rd	-	28	75	.373	-	-	-	20	30	.667	-	-	42		24	14	19	2	5	76
				31	48	.646	-	-	-	25	31	.806	-	-	35		24	18	20	5	5	87
<b>1982</b>																						
3/14/82	Kentucky Illinois	1st Rd	-	39	66	.591	-	-	-	10	24	.417	-	-	47		19	24	24	1	1	88
				37	80	.463	-	-	-	6	9	.667	-	-	37		23	21	15	2	17	80
3/18/82	Kentucky South Carolina	2nd Rd	-	33	74	.446	-	-	-	7	16	.438	-	-	35		14	17	12	0	12	73
				32	67	.478	-	-	-	5	9	.556	-	-	50		17	18	26	4	6	69
3/20/82	Kentucky Louisiana Tech	Regional Finals	-	26	58	.448	-	-	-	8	9	.889	-	-	25		19	15	21	0	4	60
				38	68	.559	-	-	-	6	21	.286	-	-	42		19	24	16	4	14	82

## KENTUCKY'S NCAA TOURNAMENT HISTORY

Year	Region	Site	UK (Seed)	Opponent (Seed)	Round	Result
1982	Midwest	Lexington, Ky. Ruston, La.	Kentucky (2)	Illinois (7)	1st	W, 88-80
				South Carolina (3)	Regional Semifinals	W, 73-69
				Louisiana Tech (1)	Regional Finals	L, 60-82
1983	Mideast	Lexington, Ky.	Kentucky (3)	Indiana (6)	1st	L, 76-87
1986	Midwest	Des Moines, Iowa	Kentucky (7)	Drake (10)	1st	L, 70-73
1991	East	Harrisonburg, Va.	Kentucky (9)	James Madison (8)	1st	L, 62-70
1999	West	Los Angeles, Calif.	Kentucky (6)	Nebraska (11)	1st	W, 98-92
				UCLA (3)	2nd	L, 63-87
2006	Bridgeport	Chicago, Ill.	Kentucky (5)	Chattanooga (12)	1st	W, 69-59
2010	Kansas City	Louisville, Ky.	Kentucky (4)	Michigan State (4)	2nd	L, 63-67
				Liberty (13)	1st	W, 83-77
				Michigan State (5)	2nd	W, 70-52
2011	Spokane	Albuquerque, N.M.	Kentucky (4)	Nebraska (1)	Regional Semifinals	W, 76-67
				Oklahoma (3)	Regional Finals	L, 68-88
				Hampton (13)	1st	W, 66-62 (OT)
2012	Kingston	Ames, Iowa	Kentucky (2)	North Carolina (5)	2nd	L, 74-86
				McNeese State (15)	1st	W, 68-62
				Green Bay (7)	2nd	W, 65-62
2013	Bridgeport	Queens, N.Y.	Connecticut (1) Kentucky (2)	Gonzaga (11)	Regional Semifinals	W, 79-62
				Regional Finals	L, 65-80	
				Navy (15)	1st	W, 61-41
2014	South Bend	Lexington, Ky.	Kentucky (3)	Dayton (7)	2nd	W, 84-70
				Delaware (6)	Regional Semifinals	W, 69-62
				Connecticut (1)	Regional Finals	L, 53-84
2015	Albany	Lexington, Ky.	Kentucky (2)	Wright State (14)	1st	W, 106-60
				Syracuse (6)	2nd	W, 64-59
				Baylor (2)	Regional Semifinals	L, 72-90
2016	Lexington	Lexington, Ky.	Kentucky (3)	Tennessee State (15)	1st	W, 97-52
				Dayton (7)	2nd	L, 99-94
				UNC Asheville (14)	1st	W, 85-31
2017	Lexington	Lexington, Ky.	Kentucky (4)	Oklahoma (6)	2nd	W, 79-58
				Washington (7)	Regional Semifinals	L, 85-72
				Belmont (13)	1st	W, 73-70
2019	Greensboro	Raleigh, N.C.	Kentucky (6)	Ohio State (5)	2nd	L, 82-68
				Princeton (11)	1st	W, 82-77
				NC State (3)	2nd	L, 72-57
2021	River Walk	Alamodome Bill Greehey Arena	Kentucky (4)	Idaho State (13)	1st	W, 71-63
				Iowa (5)	2nd	L, 86-72





# CATS IN THE NCAA TOURNAMENT



(L-R): Niya Butts (asst. coach), Jazmine Messengill, Kyra Elzy (head coach), Emma King, Nyah Leveretter, Dre'una Edwards, Olivia Owens, KeKe McKinney, Rhyne Howard, Trea-sure Hunt, Chasity Patterson, Kameron Roach, Tatyana Wyatt, Robyn Benton, Erin Toller, Blair Green, Amber Smith (asst. coach), Daniel Boice (asst. coach)  
\*\*an official 2020-21 team photo was never taken due to the COVID-19 pandemic\*\*

## 2020-21

Overall Record: 18-9

NCAA Tournament • San Antonio, Texas

1st • #18/19 Kentucky 71, Idaho State 63  
2nd • #18/19 Kentucky 72, Iowa 86

- The Wildcats earned a No. 4 seed in the NCAA Tournament, marking the fourth time the Wildcats have been a No. 4 seed in the event. This is the 11th time UK has been a top-four seed in the event and the first since 2017.
- Kyra Elzy is the first UK women's basketball head coach to take the Wildcats to the NCAA Tournament in her first season at the helm.
- Rhyne Howard was named the SEC Player of the Year by league coaches for the second straight season.
- UK was one of 10 teams nationally with at least four wins vs. top 25 NET teams. The others are Stanford, Baylor, South Carolina, Maryland, UCLA, Indiana, Texas A&M, Georgia, Tennessee, Ohio State and Northwestern.



Front Row (L-R): Sabrina Haines, Amanda Paschal, LaShae Halsel, Taylor Murray, Matthew Mitchell, Maci Morris, Paige Poffenberger, Jaida Roper, Kameron Roach; Second Row (L-R): Kortez Wilson, Aisha Foy, Niya Butts, Ogechi Anyagalibo, Blair Green, Rhyne Howard, Nae Nae Cole, Dorie Harrison, Tatyana Wyatt, KeKe McKinney, Amber Smith, Kyra Elzy, Amy Tilley; Back Row (L-R): Rachael Blackburn, Braxton Whitney, Braxton Price, Maggie Hudson, Courtney Jones, Jackie Clark, Tiffany Hayden, Carrie Marshall, Daniel Boice, Austin Painter, Philip McManamy, Kim Troxall

## 2018-19

Overall Record: 25-8

NCAA First & Second Rounds • Raleigh, N.C.

1st • #17/17 Kentucky 82, Princeton 77  
2nd • #17/17 Kentucky 57, #10/10 Ohio State 72

- After missing the NCAA Tournament in 2017-18, the Wildcats returned to the Big Dance and advanced to the second round before falling to NC State.
- Matthew Mitchell remained undefeated in first-round games moving to 9-0 as a head coach with the team's win over Princeton. The Wildcats shot 50 percent from the field and hit 9-of-18 3s in the game.
- Kentucky ended the season No. 17 in the AP Poll and No. 21 in the USA Today/Coaches Top 25.
- The 25-win season for Kentucky was its first since 2015-16 and only the eighth in program history with seven of the eight coming under Mitchell.
- Kentucky hit 234 3-pointers as a team on the season which was the second most by a UK team in program history.
- Rhyne Howard busted onto the national scene as she was tabbed the unanimous national freshman of the year.



Back Row (L-R): Rachel Potter, Ogechi Anyagalibo, Evelyn Akhator, Alyssa Rice, Makenzie Cann, LaShae Halsel Front Row (L-R): Paige Poffenberger, Jessica Hardin, Taylor Murray, Matthew Mitchell (Head Coach), Makayla Epps, Jaida Roper, Maci Morris

## 2016-17

Overall Record: 22-11

NCAA First & Second Rounds • Lexington, Ky.

1st • #18/24 Kentucky 73, Belmont 70  
2nd • #18/24 Kentucky 68, #11/10 Ohio State 82

- Matthew Mitchell led UK to its school-record eighth consecutive and 13th overall NCAA Tournament.
- UK earned a No. 4 seed in the tournament for the third time in program history and hosted the first and second rounds of the event for the fourth straight season.
- Kentucky advanced to the second round with a 73-70 win over Belmont in the opening round. Makayla Epps was the star for Kentucky with 30 points, adding five rebounds and two assists. Fellow senior Evelyn Akhator scored 22 points with 10 rebounds for her 17th double-double of the year. Overall, UK shot 46.4% from the field and hit seven 3-pointers.
- In her final game as a Wildcat, Makayla Epps scored 21 points with four assists in UK's loss to Ohio State, while Akhator posted another double-double with 14 points and a UK NCAA Tournament game record 23 rebounds.





# CATS IN THE NCAA TOURNAMENT



**Back Row (L-R):** Alex Day (Mgr.), Mitchell Long (Mgr.), Camryn Whitaker (Assistant Coach), Tamika Williams-Jeter (Assistant Coach), Allison King (Mgr.), Torian Akins (Mgr.), Courtney Jones (Athletic Trainer), Beth Price (Staff Support Associate), John Spurlock (Strength & Conditioning), Tiffany Hayden (Academic Counselor), Will Alton (Video Coordinator), Morgan Jett (Mgr.), Kim Troxall (Creative Director), Kortez Wilson (Equipment Manger), Adeniyi Amadou (Assistant Coach), Amani Franklin (Staff Support Associate). **Middle Row (L-R):** Morgan Rich, Evelyn Akhator, Alyssa Rice, Ivana Jakubcova, Alexis Jennings, Batouly Camara, Kyvin Goodin-Rogers, Makenzie Cann. **Front Row (L-R):** Maci Morris, Chrisae Rowe, Janee Thompson, Matthew Mitchell (Head Coach), Linnae Harper, Makayla Epps, Taylor Murray.



**Back Row (L-R):** Morgan Jett (Mgr.), Abby Newton (Student Athletic Trainer), Courtney Jones (Senior Athletic Trainer), Beth Price (Staff Support Associate), John Spurlock (Strength & Conditioning Coach), Tiffany Hayden (Academic Counselor), Will Alton (Video Coordinator), Eric Huster (Mgr.), Alex Day (Mgr.). **Middle Row (L-R):** Amani Franklin (Staff Support Associate), Crystal Riley (Staff Support Associate), Tamika Williams (Assistant Coach), Christian Stefanopoulos (Assistant Coach). **Back Row (L-R):** Alyssa Rice, Jelléah Sidney, Alexis Jennings, Ivana Jakubcova, Azia Bishop, Kyvin Goodin-Rogers, Adeniyi Amadou (Assistant Coach), Amy Tilley (Asst. AD/Women's Basketball), Kortez Wilson (Equipment Mgr.), Storm Dickerson (Mgr.). **Front Row (L-R):** Jaycee Coe, Janee Thompson, Bria Goss, Head Coach Matthew Mitchell, Jennifer O'Neill, Linnae Harper, Makayla Epps.



**Back Row (L-R):** Danielle Santos (Assistant Coach), Jeff House (Assistant Coach), Shalon Pillow (Assistant Coach), Storm Dickerson (Mgr.), Morgan Jett (Mgr.), Brice Littlepage (Mgr.), Tiffany Hayden (Academic Counselor), Justin Mathis (Mgr.), Courtney Jones (Senior Athletic Trainer), Beth Price (Staff Support Associate), Amy Tilley (Administrative Support Associate). **Middle Row (L-R):** Bob Dunn (Video Coordinator), Kyvin Goodin-Rogers, Jelléah Sidney, DeNesha Stallworth, Samantha Drake, Azia Bishop, Samarie Walker, Bernisha Pinkett, Ukari Figs (Asst. AD/Women's Basketball), John Spurlock (Strength & Conditioning Coach), Crystal Riley (Staff Support Associate). **Front Row (L-R):** Linnae Harper, Bria Goss, Kastine Evans, Matthew Mitchell (Head Coach), Jennifer O'Neill, Janee Thompson, Makayla Epps.

## 2015-16

Overall Record: 25-8

**NCAA First & Second Rounds • Lexington, Ky.**  
**NCAA Lexington Regional • Lexington, Ky.**

1st • #12/13 Kentucky 85, UNC Asheville 31  
 2nd • #12/13 Kentucky 79, #24/23 Oklahoma 58  
 Sweet 16 • Washington 85, #12/13 Kentucky 72

- Matthew Mitchell led UK to its school-record seventh consecutive and 12th overall NCAA Tournament.
- UK earned a No. 3 seed in the tournament for the third time in program history and hosted the first and second rounds of the event for the third straight season.
- Kentucky recorded its highest margin of victory in an NCAA Tournament appearance in program history, besting the previous margin by eight. The 31 points scored by UNC Asheville were also an NCAA Tournament opponent low by 10 points.
- Makayla Epps netted a season-high 30 points in the setback to Washington in the Sweet 16 setback, which was the fifth 30-point performance in UK NCAA Tournament history. Evelyn Akhator tied the UK NCAA Tournament record with 14 rebounds.

## 2014-15

Overall Record: 24-10

**NCAA First & Second Rounds • Lexington, Ky.**

1st • #11/11 Kentucky 97, Tennessee State 52  
 2nd • #11/11 Kentucky 94, Dayton 99

- Matthew Mitchell led UK to its school-record sixth consecutive and 11th overall NCAA Tournament.
- UK earned a No. 2 seed in the tournament for the fourth time in program history and the third in the last four seasons.
- UK set a new school record for free throws attempted in a NCAA Tournament game against Tennessee State with 42, while it had 18 steals against TSU, which also set a school record for most steals in a NCAA Tournament game.
- Against Dayton, UK set a program record for fewest turnovers in a game with five, while Jennifer O'Neill had five steals to tie the program record for most steals in a NCAA Tournament game.

## 2013-14

Overall Record: 26-9

**NCAA First & Second Rounds • Lexington, Ky.**  
**NCAA South Bend Regional**

1st • #10/11 Kentucky 106, Wright State 60  
 2nd • #10/11 Kentucky 64, Syracuse 59  
 Sweet 16 • #5/6 Baylor 90, #10/11 Kentucky 72

- Matthew Mitchell led UK to its school-record fifth consecutive and 11th overall NCAA Tournament.
- The No. 3 seed was the second in school history for the Wildcats, the first since 1983.
- UK advanced to the Sweet 16 for the third consecutive season and fourth in the last five years.
- UK tied an NCAA record for rebounds in an NCAA Tournament game with 67 vs. Wright State. The Duke vs. Alabama game which went into four overtimes on March 18, 1995 also had 67 rebounds.
- The 67 rebounds were a school record for the Cats.
- Against Wright State, UK set program record for most points (106), rebounds (67), field goals made (44), blocks (12), largest margin of victory in an NCAA Tournament game.





# CATS IN THE NCAA TOURNAMENT



Back Row (L-R): Morgan Jett (Mgr.), Amy Tilley (Staff Support Associate), Courtney Jones (Senior Athletic Trainer), Angela Schoenherr (Staff Support Associate), Tiffany Hayden (Academic Counselor), Brian Sensibaugh (Mgr.), Brice Littlepage (Mgr.), Justin McKinley (Mgr.), Storm Dickerson (Mgr.). Middle Row (L-R): Bob Dunn (Video Coordinator), Crystal Riley (Student Assistant), Shalon Pillow (Assistant Coach), Danielle Santos (Assistant Coach), Brittany Henderson, Jelleah Sidney, Denesha Stallworth, Samantha Drake, Azia Bishop, Samarie Walker, Maegen Conwright, Matt Insell (Assistant Coach), Ukari Figgs (Asst. AD/Women's Basketball), Stephanie Tracey-Simmons, Strength & Conditioning Coach. Front Row (L-R): Bernisha Pinkett, Jennifer O'Neill, Bria Goss, Matthew Mitchell (Head Coach), A'dia Mathies, Kastine Evans and Jancee Thompson.

## 2012-13

Overall Record: 30-6

**NCAA First & Second Rounds • Queens, N.Y.**  
**NCAA Bridgeport (Conn.) Regional**

1st • #7/7 Kentucky 61, Navy 41  
2nd • #7/7 Kentucky 84, #18/15 Dayton 70  
Sweet 16 • #7/7 UK 69, #15/16 Delaware 62  
Elite Eight • #3/3 Connecticut 83, #7/7 UK 53

- Matthew Mitchell led UK to its school-record fourth consecutive and 10th overall NCAA Tournament.
- The Wildcats' No. 2 seed tied the highest ever in the NCAA Tournament. UK was also the No. 2 seed in 2012 and 1982.
- UK advanced to the Elite Eight for the second straight time and third in the last four years.
- Jennifer O'Neill was named to the Bridgeport All-Regional Tournament Team.
- UK's 20-point win over Navy marked the largest margin of victory for Kentucky in a NCAA Tournament game and Navy's 41 points were the fewest by a UK opponent in an NCAA Tournament game.



Back Row (L-R): Sarah Gerichs (Student Athletic Trainer), Amy Tilley (Staff Support Associate), Karen Hewitt (Video Coordinator), Angela Schoenherr (Staff Support Associate), Stephanie Tracey-Simmons (Strength & Conditioning Coach), Courtney Jones (Senior Athletic Trainer), Kalee Robertson (Mgr.), Rachel Smith (Mgr.), Storm Dickerson (Mgr.). Middle Row (L-R): Brian Sensibaugh (Mgr.), Kevin Stewart (Mgr.), Kastine Evans, Maegen Conwright, Brittany Henderson, DeNesha Stallworth, Samantha Drake, Azia Bishop, Samarie Walker, Bra'Shey Ali, Bria Goss, Donovan Rogers (Mgr.), David Stefanopoulos (Mgr.). Front Row (L-R): Ukari Figgs (Asst. AD/Women's Basketball), Kyra Elzy (Associate Head Coach), Bernisha Pinkett, Crystal Riley, Amber Smith, Matthew Mitchell (Head Coach), Keyla Snowden, Jennifer O'Neill, A'dia Mathies, Matt Insell (Assistant Coach), Shalon Pillow (Assistant Coach).

## 2011-12

Overall Record: 28-7

**NCAA First & Second Rounds • Ames, Iowa**  
**NCAA Kingston (R.I.) Regional • Kingston, R.I.**

1st • #12/11 Kentucky 68, McNeese State 62  
2nd • #12/11 UK 65, #10/10 Green Bay 62  
Sweet 16 • #12/11 UK 79, RV/#24 Gonzaga 62  
Elite Eight • #3/3 Connecticut 80, #12/11 UK 65

- Matthew Mitchell led UK to its school-record third consecutive and ninth overall NCAA Tournament.
- The Wildcats' No. 2 seed tied the highest ever in the NCAA Tournament. UK was also the No. 2 seed in 1982.
- UK advanced to the Elite Eight for the second time in three years.
- UK hit 12 threes vs. Gonzaga, the most ever by the Cats in an NCAA Tournament game.
- UK grabbed a season-high 58 rebounds vs. McNeese State, the most for UK in the Big Dance at that time.
- Samarie Walker was named to the All-Regional Tournament Team.



Back Row (L-R): Kyra Elzy (Associate Head Coach), Sarah Gerichs (Student Athletic Trainer), Karen Hewitt (Video Coordinator), Stephanie Campbell (Admin. Assistant), Nikki Stewart (Recruiting Assistant), Phillip Smith (Mgr.), David Stefanopoulos (Mgr.), Brian Sensibaugh (Mgr.), Donovan Rogers (Mgr.), Shalon Pillow (Assistant Coach). Middle Row (L-R): Assistant Coach Matt Insell, Stephanie Tracey-Simmons (Strength Coach), Amber Smith, Carly Morrow, Brittany Henderson, Samantha Drake, Sarah Beth Barnett, Victoria Dunlap, A'dia Mathies, Courtney Jones (Senior Athletic Trainer), Pam Stackhouse (Asst. AD/Women's Basketball). Front Row (L-R): Maegen Conwright, Jennifer O'Neill, Crystal Riley, Matthew Mitchell (Head Coach), Keyla Snowden, Bernisha Pinkett, Kastine Evans.

## 2010-11

Overall Record: 25-9

**NCAA First & Second Rounds • Albuquerque, N.M.**

1st • #17/16 Kentucky 66, Hampton 62 (OT)  
2nd • #14 North Carolina 86, #17/16 Kentucky 74

- Matthew Mitchell led the Wildcats to their eighth all-time appearance in the NCAA Tournament and back-to-back appearances in the "Big Dance" for the first time since the 1981-82 and 1982-83 seasons.
- UK received the No. 4 seed for the second straight season.
- UK played its first overtime game in the NCAA Tournament, defeating Hampton in the first round, 66-62. Victoria Dunlap notched her ninth and final double-double of her career with 13 points and 12 rebounds.





# CATS IN THE NCAA TOURNAMENT



Back Row (L-R): Stephanie Campbell (Admin. Assistant), Brian Sensibaugh (Mgr.), B.J. Hazelwood (Mgr.), Stephanie Tracey-Simmons (Strength Coach), Christian Stefanopoulos (Video Coordinator), Donovan Rogers (Mgr.), David Stefanopoulos (Mgr.), Amy Tilley (Recruiting Assistant). Middle Row (L-R): Assistant Coach Matt Insell, Assistant Coach Shalonn Pillow, Amani Franklin, Brittany Henderson, Anna Cole, Lydia Watkins, Victoria Dunlap, Assistant Coach Kyra Elzy, Pam Stackhouse (Asst. AD/Women's Basketball). Front Row (L-R): A'dia Mathies, Rebecca Gray, Crystal Riley, Matthew Mitchell (Head Coach), Amber Smith, Carly Morrow, Keyla Snowden.

## 2009-10

Overall Record: 28-8

**NCAA First & Second Rounds • Louisville, Ky.**  
**NCAA Kansas City Regional • Kansas City, Mo.**

1st • #19/15 Kentucky 83, Liberty 77  
 2nd • #19/15 UK 70, #24/25 Michigan State Sweet 16 • #19/15 UK 76, #4/4 Nebraska 67  
 Elite Eight • #12/12 Oklahoma 88, #19/15 UK 68

- Matthew Mitchell led the Wildcats to their seventh all-time appearance in the NCAA Tournament and their first bid since 2006.
- UK's No. 4 seed was its highest seed since the 1983 season and its first No. 4 seed in NCAA Tournament history.
- UK's appearance in the Elite Eight was its first since the very first NCAA Tournament in 1982.
- Victoria Dunlap was named to Kansas City All-Region Team after averaging 21.0 points and 9.0 rebounds in four games. She became the first UK player to be named to a regional all-tournament team in school history.



Back Row (L-R): Matt Brigrance (Mgr.), Aaron Webber (Mgr.), Freddie Perry (Mgr.), Justin Scott (Video Coordinator), Jason Nehring (Strength & Conditioning Coach), Trisha Matysak (Athletic Trainer), Emily Jones (Mgr.), Beth Davis (Head Mgr.). Second Row (L-R): LaQwesa "Moe" Gamble, Jenn'e Jackson, Jennifer "Lanky" Humphrey, Sarah Elliott, Eleia Roddy, Afton Perry, Stephanie Stumbo, Chante' Bowman. Front Row (L-R): Assistant Coach Vonn Read, Head Coach Mickie DeMoss, Carly Ormerod, Oreonna Taylor, Samantha Mahoney, Nastassia Alcius, Jenny Pfeiffer, Assistant Coach Niya Butts, Assistant Coach Pam Stackhouse.

## 2005-06

Overall Record: 22-9

**NCAA Bridgeport (Conn.) Regional • Rosemont, Ill.**

1st • Kentucky 69, Chattanooga 59  
 2nd • Michigan State 67, Kentucky 63

- Mickie DeMoss led the Wildcats to their sixth all-time appearance in the NCAA Tournament and their first bid to the "Big Dance" since 1999.
- UK's No. 5 seed was its highest seed since the 1983 season and its first No. 5 seed in NCAA Tournament history.
- UK's 10-point win (69-59) over Chattanooga in the first round marked UK's largest margin of victory in an NCAA Tournament game.



Back Row (L-R): Strength Coach Chris Rounds, Manager LaTrice Hogan, Manager Trey Clark, Head Coach Bernadette Mattox, Assistant Coach Leslie Nichols, Katie Vieth, Shantia Owens, Laura Meadows, Tanesha Seaton, Stephanie Christman, Assistant Coach Meghan Burke, Assistant Coach Rick Griffith, Manager Wes Thompson, Manager Erica Lynch, Athletic Trainer Amy Plas. Seated (L-R): Natalie Martinez, Rae Keith, Carolyn Alexander, Tiffany Wait, Jaye Barnes, Kenya Young, Erica Jackson, LaTonya McDole.

## 1998-99

Overall Record: 21-11

**NCAA West Regional • Los Angeles, Calif.**

1st • Kentucky 98, Nebraska 92  
 2nd • UCLA 87, Kentucky 63

- For the first time in 17 years, the UK women's basketball team won a first round game in the NCAA Tournament, defeating Nebraska 98-92 in 1999.
- The Cats' 64 second-half points were the most scored by a team in a half in the history of the West Regional first or second round.
- Kentucky's 98 points vs. Nebraska in 1999 were the most by the Wildcats in a NCAA Tournament game in school history.





# CATS IN THE NCAA TOURNAMENT



Back Row (L-R): Ilene Hauser, Grad. Asst.; Lisa Bressman, Grad Asst.; Jennifer Gray, Christe Jordan, Cathy Proctor, Tedra Eberhart, Coach Sharon Fanning, Jocelyn Mills, Rebekah Reasor, Tiundra Love, Pattresa Leonard, Karen Booker, Asst.; Jerry McLaughlin, Asst. Coach. Seated (L-R): Lucretia Hunter, Trainer; Diana Pardee, Manager; Mia Daniel, Stacy McIntyre, Jamie Hobgood, Tracye Davis, Kristi Cushenberry, Kayla Campbell, Karen Killen, Jennifer Johnson, Manager; Stacy Buzzanca, Manager.

## 1990-91

Overall Record: 20-9

NCAA East Region • Harrisonburg, Va.

1st • James Madison 70, Kentucky 62

- Under the direction of head coach Sharon Fanning, the Wildcats made their first appearance in the NCAA Tournament since 1985-86.
- It marked Coach Fanning's first-ever trip to the Big Dance.
- UK narrowly fell to James Madison, a team that later went on to defeat top-seeded Penn State in the second round.



Back Row (L-R): Terri Naiser, Valerie Still, Jody Runge, Sally Loughton, Karen Mosley, Leslie Nichols, Lisa Collins. Seated (L-R): Diane Stephens, Donna Martin, Patty Jo Hedges, Lea Wise, Audre Andrew, Lynnette Lewis.


## 1985-86

Overall Record: 18-11

NCAA Midwest Region • Des Moines, Iowa

1st • Drake 73, Kentucky 70

- The 1985-86 team, led by Coach Terry Hall, defeated four Top 20 teams en route to the NCAA Tournament.
- The Cats lost a three-point heartbreaker despite a career-high 24 points and 10 assists from junior Sandy Harding. Drake hit 9-of-16 free throws compared to UK's 0-of-1.



Back Row (L-R): Terry Hall, Coach; Lynn Norenberg, Grad. Asst.; Kathy Lokie, Valerie Still, Jody Runge, Grace Odrick, Terri Naiser, Tayna Fogle, Dottie Berry, Asst. Coach; Mimi Porter, Trainer. Seated (L-R): Michele Oberst, Manager; Lisa Collins, Donna Martin, Patty Jo Hedges, Lori Edgington, Lea Wise, Diane Stephens, Gary Loyd, Manager.

## 1982-83


Overall Record: 23-5

NCAA Mideast Region • Lexington, Ky.

1st • Indiana 87, Kentucky 76

- The Wildcats were ranked as high as No. 4 nationally during the 1982-83 season but were upset by Indiana in the first round of the NCAA Tournament.
- All-American Valerie Still had 28 points and 13 rebounds but the Wildcats couldn't overcome the hot-shooting Hoosiers. IU shot 64.6 percent for the game, including 82.4 percent (14-of-17) in the second half. Three IU players scored over 20 points.

# CATS IN THE NCAA TOURNAMENT



**1981-82**

Overall Record: 24-8

NCAA Midwest Regionals • Ruston, La.

1st • Kentucky 88, Illinois 80  
 2nd • Kentucky 73, South Carolina 69  
 3rd • Louisiana Tech 82, Kentucky 60

- Coach Terry Hall led the Lady Kats to their finest season ever, a 24-8 campaign that ended in the Midwest Regional championship, where UK fell to No. 1-ranked and eventual national champion Louisiana Tech on the Lady Techsters' home floor.
- By the end of the season, UK was playing so well that Hall proclaimed, "If we had been in any other region, we would have been in the Final Four."





# CATS IN THE POSTSEASON WNIT



Back Row (L-R): Coach Debbie Yow, Maria Donhoff, Pam Browning, Laura Upton, Liz Lukschu, Jeannine Mjoseth, Janet Timperman, Assistant Coach Diane Beauchamp. Front Row (L-R): Manager Margaret LaFontaine, Debra Oden, Linda Edelman, Geri Grigsby, Debbie Mack, Terry Boyd, Mitzi Combs, Trainer Mimi Porter.

## 1977-78

Overall Record: 23-12

### March 16, 1978

W, Kentucky 92, Kansas 87 (2OT)  
Amarillo, Texas


### March 17, 1978

L, Texas 75, Kentucky 60  
Amarillo, Texas

### March 18, 1978

W, Kentucky 79, Cal St. Long Beach 69  
Amarillo, Texas

*Vanessa Foster-Sutton scored in double-figures throughout the 1990 NWIT Tournament and was named to the All-Tournament team along with teammate Kristi Cushenberry.*



Front Row (L-R): Kris Miller, Stacy McIntyre, Tracye Davis, Kristi Cushenberry, Tammy Dowdell, Jennifer Johnson, Malinka Salhi. Back Row (L-R): Assistant Coach Karen Booker, Graduate Asst. Lisa Bressman, Graduate Asst. Jane Dalton, Asst. Coach Jerry McLaughlin, Mia Daniel, Vanessa Foster-Sutton, Cathy Proctor, Lisa Ellis, Pattresa Leonard, Josh Mills, Associate Trainer Sue Stanley, Head Manager Susan Crabtree, Manager Tracy Livingston, Head Coach Sharon Fanning.

## 1989-90

NWIT Champions

Overall Record: 23-12

### March 22, 1990

W, Kentucky 76, Maine 66  
Amarillo, Texas (n/a)

### March 23, 1990

W, Kentucky 80, Miami (FL) 68  
Amarillo, Texas (400)

### March 24, 1990

W, Kentucky 85, Toledo 76

*Sara Potts was named to the 2005 WNIT All-Tournament team after averaging 27.8 points per game during the four-game postseason run. Potts tallied two 30-plus point games vs. UTC and Xavier.*



Back Row (L-R): Chante' Bowman, Keiko Tate, Eleia Roddy, Jennifer Humphrey, Sarah Elliott, Afton Perry, Stephanie Stumbo, Sade Buley. Front Row (L-R): Assistant Coach Matthew Mitchell, Coach Mickie DeMoss, Angela Phillips, Nastassia Alcuis, Danyelle Payne, Sara Potts, Samantha Mahoney, Assistant Coach Pam Stackhouse, Assistant Coach Niya Butts.

## 2004-05

WNIT Final Four

Overall Record: 23-12

### March 18, 2005

W, Kentucky 79, Eastern Michigan 68  
Lexington, Ky. (2,125)

### March 20, 2005

W, Kentucky 91, Chattanooga 54  
Lexington, Ky. (2,035)

### March 24, 2005

W, Kentucky 67, Xavier 62  
Lexington, Ky. (3,531)

### March 28, 2005

L, West Virginia 80, Kentucky 75 (2OT)  
Lexington, Ky. (3,452)

*Sara Potts was named to the WNIT All-Tournament team after averaging 27.8 points during the four-game postseason run. Potts tallied two 30-plus point games vs. UTC and Xavier in the tournament.*





# CATS IN THE POSTSEASON WNIT

## 2006-07

Overall Record: 20-14

### March 15, 2007

W, Kentucky 65, Oakland 56  
Rochester, Mich. (1,030)

### March 19, 2007

W, Kentucky 85, Ball State 82  
Muncie, Ind. (3,581)

### March 22, 2007

L, Wisconsin 67, Kentucky 61  
Madison, Wisc. (2,420)

*Jenny Pfeiffer nailed five 3-pointers against Oakland in the first round of the 2007 WNIT. She finished with a game-high 21 points. Jennifer Humphrey also pulled down a game-high 10 boards.*



Back Row (L-R): Brittany Edelen, Jenn'e Jackson, Jennifer Humphrey, Sarah Elliott, Eleia Roddy, Lydia Watkins, Amani Franklin. Front Row (L-R): Assistant Coach Vonn Read, Head Coach Mickie DeMoss, Carly Ormerod, Chante' Bowman, Nastassia Alcius, Samantha Mahoney, Jenny Pfeiffer, Moe Gamble, Assistant Coach Pam Stackhouse, Assistant Coach Niya Butts.

## 2007-08

Overall Record: 17-16

### March 21, 2008

W, Kentucky 68, Middle Tennessee 66 (OT)  
Lexington, Ky. (1,608)

### March 26, 2008

W, Kentucky 84, James Madison 76  
Lexington, Ky. (1,703)

### March 30, 2008

L, Marquette 69, Kentucky 64  
Lexington, Ky. (2,102)

*Lydia Watkins came off the bench to score 16 points and grab a game-high 16 rebounds in the 68-66 overtime win over Middle Tennessee. UK advanced all the way to the quarterfinals of the 2008 WNIT before falling to eventual champion Marquette, 69-64.*



Back Row (L-R): Christian Stefanopoulos (Video Coordinator), Leslie Lusk (Student Trainer), Melinda Redinger (Mgr.), Stephanie Tracey-Simmons (Strength Coach), Tricia Matsyak (Head Trainer), Katie Kaiser (Mgr.), Beth Davis (Administrative Assistant). Middle Row (L-R): Assistant Coach Wendy Palmer, Assistant Coach Vonn Read, Lydia Watkins, Jenn'e Jackson, Eleia Roddy, Sarah Elliott, Catina Bett, Amani Franklin, Victoria Dunlap, (Assoc. Head Coach Niya Butts), Pam Stackhouse (Asst. AD/Women's Basketball), Matthew Mitchell (Head Coach). Front Row (L-R): Brittany Edelen, Amber Smith, Carly Ormerod, Chanté Bowman, Samantha Mahoney, Carly Morrow, Ali Lomax, Chelsea Chowning.

## 2008-09

Overall Record: 16-16

### March 19, 2009

W, Kentucky 81, Chattanooga 76 (OT)  
Lexington, Ky. (1,037)

### March 22, 2009

L, Wisconsin 49, Kentucky 45  
Madison, Wis. (1,169)

*Amber Smith – who tied a career high with 17 points – sank eight free throws in the overtime period and Victoria Dunlap scored a career-high 24 points to lead UK to an 81-76 overtime victory over Chattanooga in the first round of the 2009 WNIT.*



Back Row (L-R): Lindsay Halligan (Mgr.), Dr. Robert Hosey (Team Doctor), Dean DiMarco (Mgr.), Melinda Redinger (Mgr.), Stephanie Tracey-Simmons (Strength Coach), Tricia Matsyak (Head Trainer), David Stefanopoulos (Mgr.), Donovan Rogers (Mgr.), Angeliq Moss (Student Trainer). Middle Row (L-R): Pam Stackhouse (Asst. AD/Women's Basketball), Sarah Rowe, Amani Franklin, Jenn'e Jackson, Jackie Sanders, Catina Bett, Eleia Roddy, Lydia Watkins, Victoria Dunlap, Rebecca Gray, Keyla Snowden, Christian Stefanopoulos (Video Coordinator). Front Row (L-R): Assistant Coach Kyra Elzy, Matthew Mitchell (Head Coach), Brittany Edelen, Carly Ormerod, Amber Smith, Carly Morrow, Assistant Coach Matt Insell, Assistant Coach Wendy Palmer.



# INDIVIDUAL HONORS

## KENTUCKY ALL-AMERICANS

1977..... Pam Browning (First team, Street & Smith's)  
 1978..... Maria Donhoff (NWIT)  
 1980..... Valerie Still (HM, Street & Smith's)  
 1981..... Valerie Still (Third team, Kodak)  
 1981..... Valerie Still (First team, Street & Smith's)  
 1982..... Valerie Still (First team, Street & Smith's)  
 1982..... Valerie Still (First team, Kodak)  
 1982..... Valerie Still (First team, AWSF)  
 1982..... Valerie Still (First team, Street & Smith's)  
 1982..... Valerie Still (Basketball Weekly)  
 1983..... Valerie Still (First team, Street & Smith's)  
 1983..... Valerie Still (First team, Kodak)  
 1983..... Valerie Still (Basketball Weekly)  
 1990..... Vanessa Foster-Sutton (NWIT)  
 1990..... Kristi Cushenberry (NWIT)  
 2010..... Victoria Dunlap (First team, WBCA)  
 2010..... Victoria Dunlap (USBWA)  
 2010..... Victoria Dunlap (Third team, AP)  
 2010... Victoria Dunlap (Second team, Full Court Press)  
 2010... Victoria Dunlap (2nd team, NetScouts Basketball)  
 2011..... Victoria Dunlap (Third team, AP)  
 2012... A'dia Mathies (4th team, College Sports Madness)  
 2012..... A'dia Mathies (Third team, AP)  
 2012..... A'dia Mathies (Second team, Full Court)  
 2012..... A'dia Mathies (USBWA)  
 2012..... A'dia Mathies (Second team, Sporting News)  
 2013..... A'dia Mathies (Second team, AP)  
 2013..... A'dia Mathies (Second team, Full Court)  
 2013..... A'dia Mathies (Honorable Mention, WBCA)  
 2014..... Jennifer O'Neill (Honorable Mention, AP)  
 2015..... Makayla Epps (Honorable Mention, AP)  
 2016.. Makayla Epps (Honorable Mention, AP/WBCA)  
 2016... Makayla Epps (1st team, College Sports Madness)  
 2017..... Makayla Epps (Honorable Mention, AP)  
 2017..... Makayla Epps (Honorable Mention, WBCA)  
 2017..... Evelyn Akhator (Honorable Mention, AP)  
 2019... Rhyne Howard (Honorable Mention, WBCA)  
 2019..... Maci Morris (Honorable Mention, WBCA)  
 2020..... Rhyne Howard (First Team, AP)  
 2020..... Rhyne Howard (First Team, USBWA)  
 2020... Rhyne Howard (First Team, Wooden Award)  
 2020... Rhyne Howard (Honorable Mention, WBCA)  
 2021..... Rhyne Howard (First Team, AP)  
 2021..... Rhyne Howard (First Team, USBWA)  
 2021... Rhyne Howard (First Team, Wooden Award)  
 2021..... Rhyne Howard (First Team, WBCA)

## WBCA ALL-REGION 3 TEAM

2010..... Victoria Dunlap  
 2011..... Victoria Dunlap  
 2012..... A'dia Mathies  
 2013..... A'dia Mathies  
 2014..... DeNesha Stallworth  
 2016..... Makayla Epps  
 2019..... Maci Morris  
 2019..... Rhyne Howard  
 2020..... Rhyne Howard  
 2021..... Rhyne Howard

## FRESHMAN ALL-AMERICANS

1980..... Valerie Still  
 2010..... A'dia Mathies  
 ..... (Second team, Full Court Press)  
 2010..... A'dia Mathies (Gballmag.com)  
 2012..... Bria Goss (First team, Full Court)

## ESPNW NATIONAL FRESHMAN OF THE YEAR

2019..... Rhyne Howard

## USBWA NATIONAL FRESHMAN OF THE YEAR

2019..... Rhyne Howard

## WBCA NATIONAL FRESHMAN OF THE YEAR

2019..... Rhyne Howard

## ACADEMIC HONORS

1999.... Tiffany Wait (Second team, GTE CoSIDA)  
 2000.... Tiffany Wait (Second team, GTE CoSIDA)  
 2008.... Chelsea Chowning (District 4 Third team,  
 ..... ESPN The Magazine)  
 2011.. Carly Morrow (District 4 3rd team, Capital One)  
 2014..... Kastine Evans (District 2, CoSIDA)

## SEC ACADEMIC HONOR ROLL

2021..... Blair Green  
 2021..... Dre'una Edwards  
 2021..... Emma King  
 2021..... Keke McKinney  
 2021..... Chasity Patterson  
 2021..... Kameron Roach  
 2021..... Tatyana Watt  
 2020..... Ogechi Anyagaligbo  
 2020..... Blair Green  
 2020..... Sabrina Haines  
 2020..... KeKe McKinney  
 2020..... Amanda Paschal  
 2020..... Kameron Roach  
 2020..... Jaida Roper  
 2020..... Tayana Wyatt  
 2019..... Ogechi Anyagaligbo  
 2019..... LaShae Halsel  
 2019..... KeKe McKinney  
 2019..... Maci Morris  
 2019..... Taylor Murray  
 2019..... Amanda Paschal  
 2019..... Paige Poffenberger  
 2019..... Kameron Roach  
 2019..... Jaida Roper  
 2019..... Tatyana Wyatt  
 2018..... Makenzie Cann  
 2018..... Jessica Hardin  
 2018..... Maci Morris  
 2018..... Taylor Murray  
 2018..... Paige Poffenberger  
 2018..... Alyssa Rice  
 2018..... Jaida Roper  
 2017..... Evelyn Akhator  
 2017..... Makenzie Cann  
 2017..... Makayla Epps  
 2017..... Jessica Hardin  
 2017..... Maci Morris  
 2017..... Taylor Murray  
 2017..... Rachel Potter  
 2017..... Alyssa Rice  
 2016..... Ivana Jakubcova  
 2016..... Alyssa Rice  
 2016..... Janee Thompson  
 2015..... Azia Bishop  
 2015..... Makayla Epps  
 2015..... Bira Goss  
 2015..... Linnae Harper  
 2015..... Jelleah Sidney  
 2015..... Janee Thompson  
 2014..... Azia Bishop  
 2014..... Samantha Drake  
 2014..... Kastine Evans  
 2014..... Jelleah Sidney  
 2014..... DeNesha Stallworth

2014..... Janee Thompson  
 2013..... Kastine Evans  
 2013..... Brittany Henderson  
 2013..... DeNesha Stallworth  
 2012..... Kastine Evans  
 2012..... Amber Smith  
 2012..... Keyla Snowden  
 2011..... Carly Morrow  
 2011..... Keyla Snowden  
 2010..... Carly Morrow  
 2010..... Keyla Snowden  
 2010..... Anna Cole  
 2009..... Carly Morrow  
 2009..... Carly Ormerod  
 2009..... Eleia Roddy  
 2008..... Chanté Bowman  
 2008..... Chelsea Chowning  
 2008..... Sarah Elliott  
 2008..... Carly Morrow  
 2008..... Carly Ormerod  
 2008..... Eleia Roddy  
 2008..... Amber Smith  
 2007..... Chanté Bowman  
 2007..... Jennifer Humphrey  
 2007..... Samantha Mahoney  
 2007..... Carly Ormerod  
 2007..... Jenny Pfeiffer  
 2006..... Jennifer Humphrey  
 2006..... Samantha Mahoney  
 2006..... Carly Ormerod  
 2006..... Eleia Roddy  
 2006..... Oreonna Taylor  
 2005..... Sara Potts  
 2005..... Jennifer Humphrey  
 2004..... Jenerrie Everette  
 2004..... Jennifer Goin  
 2004..... Kristen Grassi  
 2004..... Sara Potts  
 2003..... Kristin Connolly  
 2003..... Jennifer Schultz  
 2003..... Jenny Pfeiffer  
 2001..... Stephanie Christman  
 2001..... Tiffany Wait  
 2001..... Katie Vieth  
 2001..... Natalie Martinez  
 2001..... Laura Meadows  
 2000..... Carolyn Alexander  
 2000..... Natalie Martinez  
 2000..... Laura Meadows  
 2000..... Katie Vieth  
 2000..... Tiffany Wait  
 1999..... Laura Meadows  
 1999..... Katie Vieth  
 1999..... Tiffany Wait  
 1998..... Tiffany Wait  
 1997..... Tiffany Wait  
 1996..... Julie Swarens- Beickman  
 1995..... Karri Koach  
 1995..... Julie Swarens-Beickman  
 1994..... Jennifer Gray  
 1994..... Karri Koach  
 1994..... Julie Swarens  
 1994..... Stacey Reed  
 1993..... Jennifer Gray  
 1993..... Karri Koach  
 1993..... Cathy Proctor  
 1992..... Kristi Cushenberry  
 1992..... Jennifer Gray  
 1992..... Stacy McIntyre

# INDIVIDUAL HONORS

1992 ..... Rebekah Reasor  
 1991 ..... Mia Daniel  
 1991 ..... Cathy Proctor  
 1990 ..... Vanessa Foster-Sutton  
 1986 ..... Laurie Hudgens  
 1986 ..... Michelle Miller  
 1985 ..... Michelle Miller  
 1985 ..... Diane Stephens  
 1984 ..... Donna Martin  
 1984 ..... Jody Runge

## **MCWHORTER SCHOLAR-ATHLETE OF THE YEAR**

2000 ..... Tiffany Wait (Finalist)

## **SEC COMMUNITY SERVICE TEAM**

1999 ..... Tiffany Wait  
 2000 ..... Laura Meadows  
 2001 ..... LaTonya McDole  
 2002 ..... SeSe Helm  
 2003 ..... SeSe Helm  
 2004 ..... Shambrica Jones  
 2005 ..... Afton Perry  
 2006 ..... Stephanie Stumbo  
 2007 ..... Eleia Roddy  
 2008 ..... Samantha Mahoney  
 2009 ..... Carly Ormerod  
 2010 ..... Carly Morrow  
 2011 ..... Victoria Dunlap  
 2012 ..... Keyla Snowden  
 2013 ..... Kastine Evans  
 2014 ..... Kastine Evans  
 2015 ..... Bria Goss  
 2016 ..... Janee Thompson  
 2017 ..... Alyssa Rice  
 2018 ..... Makenzie Cann  
 2019 ..... Maci Morris  
 2020 ..... KeKe McKinney  
 2021 ..... Team Award

## **ALLSTATE WBCA GOOD WORKS TEAM**

2014 ..... Kastine Evans  
 2015 ..... Bria Goss

## **SEC PLAYERS OF THE WEEK**

Jan. 27, 1987 ..... Sandy Harding  
 Feb. 13, 1989 ..... Jodie Whitaker  
 March 1, 1993 ..... Jocelyn Mills  
 Jan. 24, 1994 ..... Stacey Reed  
 Dec. 15, 1998 ..... Jaye Barnes  
 Feb. 8, 1999 ..... Tiffany Wait  
 Jan. 3, 2000 ..... LaTonya McDole  
 Nov. 24, 2003 ..... SeSe Helm  
 Jan. 17, 2005 ..... Sarah Elliott  
 Jan. 5, 2009 ..... Victoria Dunlap  
 Dec. 14, 2009 ..... Victoria Dunlap  
 Jan. 25, 2010 ..... Victoria Dunlap  
 Feb. 1, 2010 ..... Victoria Dunlap  
 Feb. 15, 2010 ..... Victoria Dunlap  
 Nov. 22, 2010 ..... Victoria Dunlap  
 Dec. 13, 2010 ..... Victoria Dunlap  
 Dec. 27, 2010 ..... Keyla Snowden  
 Nov. 28, 2011 ..... A'dia Mathies  
 Dec. 6, 2011 ..... A'dia Mathies  
 Jan. 9, 2011 ..... A'dia Mathies  
 Dec. 10, 2012 ..... DeNesha Stallworth  
 Jan. 21, 2013 ..... A'dia Mathies  
 Feb. 11, 2013 ..... A'dia Mathies  
 Dec. 2, 2013 ..... DeNesha Stallworth  
 Dec. 9, 2013 ..... Jennifer O'Neill

Feb. 17, 2014 ..... Jennifer O'Neill  
 Dec. 8, 2014 ..... Janee Thompson  
 Jan. 5, 2015 ..... Janee Thompson  
 Feb. 16, 2015 ..... Makayla Epps  
 Dec. 15, 2015 ..... Makayla Epps  
 Feb. 29, 2015 ..... Evelyn Akhator  
 Nov. 15, 2016 ..... Evelyn Akhator  
 Dec. 6, 2016 ..... Makayla Epps  
 Dec. 27, 2016 ..... Evelyn Akhator  
 Jan. 17, 2017 ..... Evelyn Akhator  
 Nov. 27, 2018 ..... Taylor Murray  
 Dec. 10, 2019 ..... Rhyne Howard  
 Jan. 7, 2019 ..... Rhyne Howard  
 Jan. 12, 2019 ..... Rhyne Howard  
 Feb. 18, 2019 ..... Rhyne Howard  
 Jan. 5, 2021 ..... Rhyne Howard

## **SEC FRESHMAN OF THE WEEK**

Dec. 12, 2005 ..... Carly Ormerod  
 Feb. 13, 2006 ..... Carly Ormerod  
 Nov. 25, 2007 ..... Victoria Dunlap  
 Dec. 30, 2007 ..... Amber Smith  
 Jan. 13, 2008 ..... Victoria Dunlap  
 Feb. 10, 2008 ..... Victoria Dunlap  
 Nov. 30, 2009 ..... A'dia Mathies  
 Jan. 25, 2010 ..... A'dia Mathies  
 Feb. 15, 2010 ..... A'dia Mathies  
 Jan. 17, 2011 ..... Bernisha Pinkett  
 Jan. 24, 2011 ..... Jennifer O'Neill  
 Nov. 14, 2011 ..... Bria Goss  
 Dec. 6, 2011 ..... Bria Goss  
 Jan. 16, 2012 ..... Bria Goss  
 Feb. 20, 2012 ..... Bria Goss  
 Dec. 16, 2013 ..... Linnae Harper  
 Dec. 29, 2014 ..... Alexis Jennings  
 Jan. 30, 2018 ..... Dorie Harrison  
 Nov. 13, 2018 ..... Rhyne Howard  
 Nov. 27, 2018 ..... Rhyne Howard  
 Dec. 11, 2018 ..... Rhyne Howard  
 Dec. 23, 2018 ..... Rhyne Howard  
 Jan. 8, 2019 ..... Rhyne Howard  
 Feb. 12, 2019 ..... Rhyne Howard  
 Feb. 19, 2019 ..... Rhyne Howard  
 Feb. 26, 2019 ..... Rhyne Howard  
*The SEC began a Freshman of the Week in 2005-06*

## **SEC 1ST YEAR ACADEMIC HONOR ROLL**

2005 ..... Carly Ormerod  
 2005 ..... Oreonna Taylor  
 2008 ..... Amber Smith  
 2008 ..... Carly Morrow  
 2011 ..... Kastine Evans  
 2011 ..... Jennifer O'Neill  
 2013 ..... Janee Thompson  
 2014 ..... Makayla Epps  
 2014 ..... Linnae Harper  
 2015 ..... Jaycee Coe  
 2015 ..... Ivana Jakubcova  
 2015 ..... Alexis Jennings  
 2015 ..... Alyssa Rice  
 2016 ..... Evelyn Akhator  
 2016 ..... Batouly Camara  
 2016 ..... Makenzie Cann  
 2016 ..... Maci Morris  
 2016 ..... Taylor Murray  
 2017 ..... Ogechi Anyagaligbo  
 2017 ..... LaShae Halsel  
 2017 ..... Paige Poffenberger  
 2017 ..... Jaida Roper

2018 ..... Dorie Harrison  
 2018 ..... Kameron Roach  
 2018 ..... Tatyana Wyatt  
 2018 ..... KeKe McKinney  
 2019 ..... Blair Green  
 2019 ..... Sabrina Haines  
 2019 ..... Nae Nae Cole  
 2020 ..... Dre'una Edwards  
 2020 ..... Chasity Patterson  
 2020 ..... Emma King  
 2021 ..... Robyn Benton  
 2021 ..... Treasure Hunt  
 2021 ..... Nyah Leveretter

## **FRANK HAM SOCIETY OF CHARACTER**

1999 ..... Tiffany Wait  
 2000 ..... Katie Vieth  
 2006 ..... Stephanie Stumbo  
 2008 ..... Chanté Bowman  
 2008 ..... Carly Ormerod  
 2010 ..... Carly Morrow  
 2013 ..... Kastine Evans  
 2015 ..... Bria Goss  
 2017 ..... Evelyn Akhator, Alyssa Rice  
 2019 ..... Taylor Murray  
 2020 ..... KeKe McKinney, Kameron Roach  
 2021 ..... Blair Green

## **SEC COACH OF THE YEAR**

2006 ..... Mickie DeMoss (AP and Coaches)  
 2010 ..... Matthew Mitchell (AP and Coaches)  
 2012 ..... Matthew Mitchell (AP)  
 2019 ..... Matthew Mitchell (Coaches)

## **SEC PLAYER OF THE YEAR**

2010 ..... Victoria Dunlap (AP and Coaches)  
 2011 ..... Victoria Dunlap (AP)  
 2012 ..... A'dia Mathies (AP and Coaches)  
 2013 ..... A'dia Mathies (AP and Co-Coaches)  
 2020 ..... Rhyne Howard (Coaches)  
 2021 ..... Rhyne Howard (Coaches)

## **SEC FRESHMAN OF THE YEAR**

2010 ..... A'dia Mathies (Coaches)  
 2012 ..... Bria Goss (AP and Coaches)  
 2018 ..... Rhyne Howard (AP and Coaches)

## **SEC 6TH WOMAN PLAYER OF THE YEAR**

2012 ..... Keyla Snowden\*  
 2014 ..... Jennifer O'Neill\*  
 2015 ..... Jennifer O'Neill  
 2020 ..... Chasity Patterson  
 \* Co-Player of the Year

## **SEC DEFENSIVE PLAYER OF THE YEAR**

2011 ..... Victoria Dunlap

## **SEC ALL-DEFENSIVE TEAM**

2010 ..... Victoria Dunlap  
 2011 ..... Victoria Dunlap  
 2011 ..... A'dia Mathies  
 2012 ..... A'dia Mathies  
 2013 ..... Samarie Walker  
 2018 ..... Taylor Murray  
 2019 ..... Taylor Murray  
 2020 ..... Rhyne Howard  
 2021 ..... Chasity Patterson





# INDIVIDUAL HONORS

## SEC SCHOLAR-ATHLETE OF THE YEAR

2008	Chelsea Chowning
2018	Alyssa Rice
2019	Maci Morris

## ALL-SEC (COACHES)

1982	Valerie Still (First team)
1982	Lea Wise (First team)
1983	Valerie Still (First team)
1983	Patty Jo Hedges (First team)
1984	Leslie Nichols (First team)
1985	Leslie Nichols (First team)
1986	Leslie Nichols (First team)
1987	Sandy Harding (First team)
1988	Belitta Croley (First team)
1988	Jodie Whitaker (Second team)
1989	Jodie Whitaker (Second team)
1990	Vanessa Foster-Sutton (First team)
1990	Tracye Davis (Second team)
1991	Stacy McIntyre (HM)
1992	Stacy McIntyre (HM)
1993	Jocelyn Mills (First team)
1993	Stacey Reed (Second team)
1994	Stacey Reed (First team)
1994	Tedra Eberhart (Second team)
1995	Stacey Reed (Second team)
1996	Kim Denkins (Second team)
1998	Jaye Barnes (Second team)
1999	Laura Meadows (Second team)
1999	Tiffany Wait (Second team)
2002	SeSe Helm (Second team)
2004	Sara Potts (Second team)
2005	Sara Potts (Second team)
2006	Samantha Mahoney (Second team)
2007	Samantha Mahoney (Second team)
2007	Sarah Elliott (Second team)
2008	Samantha Mahoney (Second team)
2008	Sarah Elliott (Second team)
2009	Victoria Dunlap (Second team)
2009	Eleia Roddy (Second team)
2010	Victoria Dunlap (First team)
2010	A'dia Mathies (Second team)
2011	Victoria Dunlap (First team)
2011	A'dia Mathies (Second team)
2012	A'dia Mathies (First team)
2013	A'dia Mathies (First team)
2013	DeNesha Stallworth (First team)
2013	Samarie Walker (Second team)
2014	Jennifer O'Neill (Second team)
2014	DeNesha Stallworth (Second team)
2015	Makayla Epps (First team)
2015	Jennifer O'Neill (Second team)
2016	Makayla Epps (First team)
2016	Evelyn Akhator (Second team)
2016	Janee Thompson (Second team)
2017	Evelyn Akhator, Makayla Epps (First team)
2018	Maci Morris (Second team)
2019	Maci Morris (First team)
2019	Rhyne Howard (First team)
2020	Rhyne Howard (First team)
2021	Rhyne Howard (First Team)

## HONORABLE MENTION (COACHES)

1991	Stacy McIntyre
1992	Stacy McIntyre

## SEC ALL-FRESHMAN TEAM

1989	Kristi Cushenberry (First Team)
1990	Jocelyn Mills (HM)
1998	Laura Meadows

2001	Selia "SeSe" Helm
2005	Sarah Elliott
2005	Samantha Mahoney
2006	Carly Ormerod
2008	Victoria Dunlap *
2008	Amber Smith *
2010	A'dia Mathies *
2011	Bernisha Pinkett
2012	Bria Goss
2014	Linnae Harper
2015	Alexis Jennings
2016	Maci Morris
2019	Rhyne Howard
2019	Blair Green

\* Unanimous selection

Note: The Tennessean sponsored the All-Freshman team from 1987 to 1997. The SEC did not honor a freshman team in 1999.

## SEC ALL-TOURNAMENT TEAM

1980	Valerie Still
1981	Valerie Still
1982	Valerie Still (MVP)
1982	Patty Jo Hedges
1988	Jodie Whitaker
1992	Stacy McIntyre
2010	Victoria Dunlap
2010	A'dia Mathies
2011	Victoria Dunlap
2012	A'dia Mathies
2012	Keyla Snowden
2013	A'dia Mathies
2014	Linnae Harper
2014	DeNesha Stallworth
2015	Makayla Epps
2016	Makayla Epps
2017	Evelyn Akhator, Makayla Epps
2020	Rhyne Howard
2021	Rhyne Howard

## ALL-SEC (AP)

1982	Valerie Still (First team)
1983	Valerie Still (First team)
1983	Patty Jo Hedges (First team)
1984	Leslie Nichols (First team)
1985	Leslie Nichols (First team)
1986	Leslie Nichols (First team)
1987	Sandy Harding (First team)
1988	Belitta Croley (First team)
1990	Vanessa Foster-Sutton (First team)
1993	Jocelyn Mills (First team)
1994	Stacey Reed (First team)
2001	LaTonya McDole (HM)
2003	Rita Adams (Third team)
2004	Sara Potts (Second team)
2005	Sara Potts (Second team)
2006	Sarah Elliott (HM)
2006	Jennifer Humphrey (HM)
2006	Samantha Mahoney (HM)
2007	Sarah Elliot (Second team)
2007	Jennifer Humphrey (HM)
2007	Samantha Mahoney (HM)
2008	Samantha Mahoney (HM)
2009	Victoria Dunlap (Second team)
2009	Eleia Roddy (HM)
2010	Victoria Dunlap (First team)
2011	Victoria Dunlap (First team)
2011	A'dia Mathies (HM)
2012	A'dia Mathies (First team)
2012	Bria Goss (HM)

2013	A'dia Mathies (First team)
2013	DeNesha Stallworth (Second team)
2014	Jennifer O'Neill (HM)
2014	DeNesha Stallworth (HM)
2015	Makayla Epps (First team)
2015	Jennifer O'Neill (HM)
2016	Makayla Epps (First team)
2016	Evelyn Akhator (Second team)
2016	Janee Thompson (HM)
2017	Makayla Epps (First team)
2017	Evelyn Akhator (Second team)
2019	Maci Morris (Second team)
2019	Rhyne Howard (Second team)

Note: From 1989 to 1997 the Coaches All-SEC team was sponsored by The Tennessean. The Associated Press started their own All-SEC team in 1997 and it stopped in 2019.

## NCAA TOURNAMENT REGIONAL TEAMS

2010	Victoria Dunlap (Kansas City)
2012	Samarie Walker (Kingston)
2013	Jennifer O'Neill (Bridgeport)

# 1,000 POINT CLUB



## 1. VALERIE STILL (6-1, CENTER, 1980-83) - 2,763

Year	GP/GS	FG-FGA	PCT	FT-FTA	PCT	REB-AVG	PTS-AVG	Blocks	Steals	Assists
1979-80	29-29	256-463	55.3	129-183	70.0	403-13.9	641-22.1	46	43	32
1980-81	30-30	260-447	58.1	108-154	70.1	329-10.9	628-20.9	53	64	37
1981-82	32-32	329-565	58.2	136-199	68.3	457-14.3	794-24.8	39	56	46
1982-83	28-28	273-456	59.9	154-212	72.6	336-12.0	700-25.0	18	38	24
<b>Career</b>	<b>119-119</b>	<b>1118-1931</b>	<b>57.8</b>	<b>527-748</b>	<b>70.0</b>	<b>1525-12.8</b>	<b>2763-23.2</b>	<b>156</b>	<b>201</b>	<b>139</b>



## 2. A'DIA MATHIES (5-9, GUARD, 2010-2013) - 2,014

Year	GP/GS	FG-FGA	PCT	3P-3PA	PCT	FT-FTA	PCT	REB-AVG	PTS-AVG	Blocks	Steals	Assists
2009-10	36/36	178-439	.405	31-107	.290	104-149	.698	174-4.8	491-13.6	22	93	87
2010-11	34-33	146-337	.433	22-66	.333	121-178	.680	159-4.7	435-12.8	12	71	89
2011-12	34-34	181-424	.427	51-135	.378	96-141	.681	175-5.1	509-15.0	21	87	93
2012-13	36-36	207-487	.425	73-173	.422	92-122	.754	162-4.5	579-16.1	15	69	80
<b>Career</b>	<b>140-139</b>	<b>712-1687</b>	<b>.422</b>	<b>177-481</b>	<b>.368</b>	<b>413-590</b>	<b>.700</b>	<b>670-4.8</b>	<b>2014-14.4</b>	<b>70</b>	<b>320</b>	<b>349</b>



## 3. VICTORIA DUNLAP (6-1, FORWARD, 2008-2011) - 1,846

Year	GP/GS	FG-FGA	PCT	3P-3PA	PCT	FT-FTA	PCT	REB-AVG	PTS-AVG	Blocks	Steals	Assists
07-08	33-33	100-228	.439	0-7	.000	40-101	.396	228-6.9	240-7.3	25	43	26
08-09	32-32	162-336	.482	2-8	.250	85-153	.556	290-9.1	411-12.8	38	57	32
09-10	35-35	228-459	.497	2-7	.286	175-254	.689	293-8.4	633-18.1	66	107	48
10-11	33-33	206-450	.458	5-12	.417	145-206	.704	288-8.7	562-17.0	49	100	49
<b>Career</b>	<b>133-133</b>	<b>696-1473</b>	<b>.473</b>	<b>9-34</b>	<b>.265</b>	<b>445-714</b>	<b>.623</b>	<b>1099-8.3</b>	<b>1846-13.9</b>	<b>178</b>	<b>307</b>	<b>155</b>



## 4. LESLIE NICHOLS (6-0, FORWARD, 1983-86) - 1,797

Year	GP/GS	FG-FGA	PCT	FT-FTA	PCT	REB-AVG	PTS-AVG	Blocks	Steals	Assists
1982-83	28-28	130-247	52.6	58-88	67.0	197-7.0	318-11.3	38	36	59
1983-84	27-25	208-379	54.9	80-97	82.5	218-8.0	496-18.4	11	64	80
1984-85	27-26	211-423	49.9	75-96	78.1	247-9.1	497-18.4	23	74	68
1985-86	29-29	208-399	52.1	70-87	80.4	215-7.4	486-16.7	30	104	116
<b>Career</b>	<b>111-108</b>	<b>757-1448</b>	<b>52.3</b>	<b>283-368</b>	<b>76.9</b>	<b>877-7.9</b>	<b>1797-18.2</b>	<b>102</b>	<b>278</b>	<b>323</b>



## 5. MAKAYLA EPPS (5-10, GUARD, 2014-2017) - 1,790

Year	GP/GS	FG-FGA	PCT	3P-3PA	PCT	FT-FTA	PCT	REB-AVG	PTS-AVG	Blocks	Steals	Assists
2013-14	34-1	56-116	.483	12-41	.293	31-46	.674	47-1.4	155-4.6	0	11	46
2014-15	34-22	184-414	.444	24-76	.316	114-165	.691	156-4.6	506-14.9	6	45	101
2015-16	32-32	207-438	.473	26-92	.283	106-146	.726	154-4.8	546-17.1	4	41	143
2016-17	33-33	221-481	.459	39-110	.355	102-134	.761	147-4.5	583-17.7	2	34	118
<b>Career</b>	<b>133-88</b>	<b>688-1449</b>	<b>.461</b>	<b>101-319</b>	<b>.317</b>	<b>353-491</b>	<b>.719</b>	<b>504-3.8</b>	<b>1790-13.5</b>	<b>12</b>	<b>131</b>	<b>408</b>



## 6. MACI MORRIS (6-0, GUARD, 2016-19) - 1,692

Year	GP/GS	FG-FGA	PCT	3P-3PA	PCT	FT-FTA	PCT	REB-AVG	PTS-AVG	Blocks	Steals	Assists
2015-16	33-33	101-254	.398	49-125	.392	30-35	.857	85-2.6	281-8.5	7	19	31
2016-17	33-33	132-383	.345	53-164	.323	74-84	.881	91-2.8	391-11.8	20	20	52
2017-18	31-31	198-409	.484	75-158	.475	66-78	.846	112-3.6	537-17.3	16	37	56
2018-19	32-32	167-406	.411	75-166	.452	74-88	.841	99-3.1	483-15.1	24	46	51
<b>Career</b>	<b>129-129</b>	<b>598-1452</b>	<b>.412</b>	<b>252-613</b>	<b>.411</b>	<b>244-285</b>	<b>.856</b>	<b>387-3.0</b>	<b>1692-13.1</b>	<b>67</b>	<b>122</b>	<b>190</b>



## 7. RHYNE HOWARD (6-2, GUARD, 2019-PRES.) - 1,655

Year	GP/GS	FG-FGA	PCT	3P-3PA	PCT	FT-FTA	PCT	REB-AVG	PTS-AVG	Blocks	Steals	Assists
2018-19	32-32	190-426	.446	74-191	.387	71-105	.676	131-6.6	525-16.4	22	68	75
2019-20	27-27	212-490	.433	84-220	.382	125-158	.791	175-6.5	633-23.4	29	62	66
2020-21	24-24	173/390	.444	56-150	.373	95-122	.779	173-7.3	497-20.7	19	61	91
<b>Career</b>	<b>83-83</b>	<b>575-1306</b>	<b>.440</b>	<b>214-561</b>	<b>.381</b>	<b>291-385</b>	<b>.756</b>	<b>561-6.8</b>	<b>1655-19.9</b>	<b>70</b>	<b>191</b>	<b>232</b>



## 8. SAMANTHA MAHONEY (5-10, GUARD, 2005-2008) - 1,601

Year	GP/GS	FG-FGA	PCT	3P-3PA	PCT	FT-FTA	PCT	REB-AVG	PTS-AVG	Blocks	Steals	Assists
2004-05	34-27	127-296	.429	17-38	.447	91-145	.628	109-3.2	362-10.6	17	30	67
2005-06	31-27	134-346	.387	25-97	.258	77-103	.748	81-2.6	370-11.9	11	38	75
2006-07	34-34	148-388	.381	31-107	.290	94-136	.691	121-3.6	421-12.4	23	40	86
2007-08	33-33	151-406	.372	40-113	.354	106-161	.658	100-3.0	448-13.6	6	32	74
<b>Career</b>	<b>132-121</b>	<b>560-1436</b>	<b>.390</b>	<b>113-355</b>	<b>.318</b>	<b>368-545</b>	<b>.675</b>	<b>411-3.1</b>	<b>1601/12.1</b>	<b>57</b>	<b>140</b>	<b>302</b>



## 9. PAM BROWNING (6-0, CENTER, 1975-78) - 1,598

Year	GP/GS	FG-FGA	PCT	FT-FTA	PCT	REB-AVG	PTS-AVG	Steals	Assists
1974-75	26	Stats Not Available					297-11.4		
1975-76	20	Stats Not Available					268-13.4		
1976-77	26			196-263	74.5	13.5	663-25.5	-	-
1977-78	35-31	127-293	43.3	112-160	70.0	229-7.4	366-11.8	-	52
<b>Career</b>	<b>107</b>						<b>1598-14.9</b>		



## 10. SARA POTTS (6-0, GUARD, 2002-05) - 1,563

Year	GP/GS	FG-FGA	PCT	3P-3PA	PCT	FT-FTA	PCT	REB-AVG	PTS-AVG	Blocks	Steals	Assists
2001-02	28-15	82-221	.371	50-147	.340	24-33	.727	63-2.3	238-8.5	3	22	39
2002-03	27-27	118-293	.403	74-163	.454	16-27	.593	104-3.9	326-12.1	6	33	46
2003-04	28-28	166-429	.387	66-186	.355	71-91	.780	183-6.5	469-16.8	2	38	51
2004-05	34-34	186-446	.417	81-223	.363	77-89	.865	179-5.3	530-15.6	6	40	40
<b>Career</b>	<b>117-104</b>	<b>552-1389</b>	<b>.397</b>	<b>271-719</b>	<b>.377</b>	<b>188-240</b>	<b>.783</b>	<b>529-4.5</b>	<b>1563-13.4</b>	<b>17</b>	<b>133</b>	<b>176</b>



## 11. SARAH ELLIOTT (6-6, CENTER, 2005-2008) - 1,502

Year	GP/GS	FG-FGA	PCT	3P-3PA	PCT	FT-FTA	PCT	REB-AVG	PTS-AVG	Blocks	Steals	Assists
2004-05	34-11	149-267	.558	0-0	.000	56-83	.675	185-5.4	354-10.4	49	11	13
2005-06	31-26	149-273	.546	0-1	.000	49-73	.671	183-5.9	347-11.2	40	13	34
2006-07	34-33	208-372	.559	0-0	.000	44-69	.638	237-7.0	460-13.5	50	10	26
2007-08	33-29	151-309	.489	0-0	.000	39-52	.750	195-5.9	341/10.3	56	16	29
<b>Career</b>	<b>132-99</b>	<b>657-1221</b>	<b>.538</b>	<b>0-1</b>	<b>.000</b>	<b>88-277</b>	<b>.679</b>	<b>800-6.1</b>	<b>1502/11.4</b>	<b>195</b>	<b>50</b>	<b>102</b>



## 12. ELISABETH LUKSCHU (6-4, CENTER, 1978-81) - 1,488

Year	GP/GS	FG-FGA	PCT	FT-FTA	PCT	REB-AVG	PTS-AVG	Blocks	Steals	Assists
1977-78	35-23	100-182	55.0	42-70	58.6	142-6.2	242-10.5	-	-	3
1978-79	27-23	156-275	56.7	88-122	72.1	192-7.1	400-14.8	22	34	35
1979-80	29-29	169-274	61.7	104-147	71.0	201-6.9	442-15.2	13	23	24
1980-81	28-26	161-268	60.0	82-121	67.7	187-6.6	404-14.7	20	20	20
<b>Career</b>	<b>119-101</b>	<b>586-999</b>	<b>58.7</b>	<b>316-460</b>	<b>68.7</b>	<b>722-6.0</b>	<b>1488-12.5</b>	<b>-</b>	<b>-</b>	<b>82</b>



## 13. SELIA "SESE" HELM (6-4, CENTER, 2001-2004) - 1,487

Year	GP/GS	FG-FGA	PCT	3P-3PA	PCT	FT-FTA	PCT	REB-AVG	PTS-AVG	Blocks	Steals	Assists
2000-01	24-21	115-246	.467	2-7	.286	62-72	.861	112-4.7	294-12.3	5	14	7
2001-02	29-29	198-388	.510	4-11	.364	92-115	.800	194-6.7	492-17.0	9	24	17
2002-03	27-26	122-251	.486	7-18	.389	58-79	.734	176-6.5	309-11.4	12	16	27
2003-04	28-27	155-310	.500	3-15	.200	79-103	.767	190-6.8	392-14.0	21	11	18
<b>Career</b>	<b>108-103</b>	<b>590-1195</b>	<b>.494</b>	<b>16-51</b>	<b>.314</b>	<b>291-369</b>	<b>.789</b>	<b>672/6.2</b>	<b>1487-13.8</b>	<b>37</b>	<b>75</b>	<b>9</b>



## 14. STACEY REED (5-7, GUARD, 1992-95) - 1,482

Year	GP/GS	FG-FGA	PCT	3P-3PA	PCT	FT-FTA	PCT	REB-AVG	PTS-AVG	Steals	Assists
1991-92	30-26	88-266	33.1	30-114	26.3	62-83	74.7	88-2.9	268-8.9	69	90
1992-93	28-28	104-264	39.4	65-168	38.7	45-56	80.4	112-4.0	318-11.4	68	101
1993-94	28-28	171-411	41.6	44-135	32.6	123-162	75.9	191-6.8	509-18.2	97	138
1994-95	28-28	149-377	39.5	37-131	28.2	52-69	75.4	190-6.8	387-13.8	75	113
<b>Career</b>	<b>114-110</b>	<b>512-1318</b>	<b>38.0</b>	<b>176-548</b>	<b>32.0</b>	<b>282-370</b>	<b>76.0</b>	<b>581-5.1</b>	<b>1482-13.0</b>	<b>309</b>	<b>442</b>








### 15. JENNIFER O'NEILL (5-6, GUARD, 2010-15) - 1,449

Year	GP/GS	FG-FGA	PCT	3P-3PA	PCT	FT-FTA	PCT	REB-AVG	PTS-AVG	Blocks	Steals	Assists
2010-11	30-3	49-146	.336	21-58	.362	34-46	.739	39-1.3	153-5.1	1	14	26
2012-13	35-32	132-335	.394	67-188	.356	50-70	.714	82-2.3	381-10.9	2	47	99
2013-14	35-3	138-358	.385	55-151	.364	110-157	.701	84-2.4	441-12.6	2	35	99
2014-15	33-20	153-416	.368	54-167	.323	114-158	.722	113-3.4	474-14.4	7	46	68
<b>TOTAL</b>	<b>133-58</b>	<b>472-1255</b>	<b>.376</b>	<b>197-564</b>	<b>.349</b>	<b>308-431</b>	<b>.715</b>	<b>318-2.4</b>	<b>1449-10.9</b>	<b>12</b>	<b>142</b>	<b>292</b>



### 16. TIFFANY WAIT (5-11, GUARD/FORWARD, 1996-2000) - 1,445

Year	GP/GS	FG-FGA	PCT	3P-3PA	PCT	FT-FTA	PCT	REB-AVG	PTS-AVG	Steals	Assists
1995-96	6-2	19-38	50.0	8-22	36.4	24-32	75.0	10-1.7	70-11.7	8	10
1996-97	27-26	118-271	43.5	16-41	39.0	82-110	75.5	107-4.0	335-12.4	42	103
1997-98	28-28	105-259	40.5	16-51	31.4	98-119	82.4	81-2.9	324-11.6	48	75
1998-99	32-32	135-338	39.9	46-110	41.8	121-149	81.2	103-3.2	437-13.7	33	93
1999-2000	29-29	90-236	38.1	29-95	30.5	70-90	77.8	72-2.5	279-9.6	44	58
<b>Career</b>	<b>122-117</b>	<b>467-1142</b>	<b>41.0</b>	<b>115-319</b>	<b>36.1</b>	<b>396-500</b>	<b>79.2</b>	<b>383-3.1</b>	<b>1445-11.8</b>	<b>175</b>	<b>339</b>



### 17. JODIE WHITAKER (5-7, GUARD, 1986-89) - 1,433

Year	GP/GS	FG-FGA	PCT	3P-3PA	PCT	FT-FTA	PCT	REB-AVG	PTS-AVG	Steals	Assists
1985-86	26-20	123-234	52.6	-	-	33-39	84.6	56-2.1	279-10.7	40	119
1986-87	28-28	152-330	46.1	-	-	36-43	83.7	103-3.7	340-12.1	41	90
1987-88	29-29	164-419	39.1	48-126	38.1	80-92	87.0	133-4.6	456-15.7	44	177
1988-89	28-23	132-334	39.5	32-91	35.2	62-85	72.9	107-3.8	358-12.8	33	78
<b>Career</b>	<b>111-100</b>	<b>571-1317</b>	<b>43.0</b>	<b>80-217</b>	<b>36.8</b>	<b>211-259</b>	<b>81.0</b>	<b>399-3.6</b>	<b>1433-12.9</b>	<b>158</b>	<b>464</b>




### 18. TAYLOR MURRAY (5-6, GUARD, 2016-19) - 1,359

Year	GP/GS	FG-FGA	PCT	3P-3PA	PCT	FT-FTA	PCT	REB-AVG	PTS-AVG	Steals	Assists
2015-16	33-0	81-185	.438	14-52	.269	50-60	.833	88-2.7	226-6.8	56	73
2016-17	30-30	127-275	.462	11-51	.216	101-120	.842	147-4.9	366-12.2	61	118
2017-18	32-32	131-303	.432	19-55	.345	88-105	.838	139-4.3	369-11.5	67	136
2018-19	32-31	145-304	.477	14-49	.286	94-115	.817	116-3.6	398-12.4	103	123
<b>Career</b>	<b>127-93</b>	<b>484-1067</b>	<b>.454</b>	<b>58-207</b>	<b>.280</b>	<b>333-400</b>	<b>.833</b>	<b>490-3.9</b>	<b>1359-10.7</b>	<b>287</b>	<b>450</b>



### 19. KRISTI CUSHENBERRY (5-9, GUARD/FORWARD, 1989-92) - 1,358

Year	GP/GS	FG-FGA	PCT	3P-3PA	PCT	FT-FTA	PCT	REB-AVG	PTS-AVG	Steals	Assists
1988-89	28-26	129-268	48.1	18-35	51.4	85-100	85.0	109-3.9	361-12.9	2	52
1989-90	31-23	134-290	46.2	22-51	43.1	66-91	72.5	81-2.6	356-11.5	25	49
1990-91	29-29	108-258	41.9	36-99	36.4	67-86	77.9	88-3.0	319-11.0	31	63
1991-92	30-29	94-234	40.2	34-92	37.0	100-130	76.9	90-3.0	322-10.7	37	62
<b>Career</b>	<b>118-107</b>	<b>465-1050</b>	<b>44.0</b>	<b>110-277</b>	<b>39.7</b>	<b>318-407</b>	<b>78.0</b>	<b>368-3.11</b>	<b>1358-11.5</b>	<b>95</b>	<b>226</b>



### 20. BELITTA CROLEY (5-10, FORWARD, 1985-88) - 1,339

Year	GP/GS	FG-FGA	PCT	3P-3PA	PCT	FT-FTA	PCT	REB-AVG	PTS-AVG	Blocks	Steals	Assists
1984-85	16-3	44-103	42.7	-	-	26-32	81.2	65-4.1	114-7.1	3	21	14
1985-86	27-22	150-314	47.8	-	-	28-51	54.9	146-5.4	328-12.1	10	45	57
1986-87	28-28	209-409	51.1	-	-	77-98	78.6	198-7.1	495-17.7	16	73	56
1987-88	23-20	166-322	51.6	1-1	100.0	69-87	79.3	190-8.3	402-17.5	16	43	73
<b>Career</b>	<b>94-73</b>	<b>569-1148</b>	<b>49.0</b>	<b>1-1</b>	<b>100.0</b>	<b>200-268</b>	<b>74.0</b>	<b>599-6.4</b>	<b>1339-14.2</b>	<b>45</b>	<b>182</b>	<b>200</b>




### 21. BRIANNA GOSS (5-10, GUARD, 2011-15) - 1,318

Year	GP/GS	FG-FGA	PCT	3P-3PA	PCT	FT-FTA	PCT	REB-AVG	PTS-AVG	Blocks	Steals	Assists
2011-12	35-35	126-339	.372	34-103	.330	98-134	.731	141-4.0	384-11.0	2	50	52
2012-13	36-22	102-265	.385	28-100	.280	86-102	.843	105-2.9	318-8.8	4	57	44
2013-14	35-34	99-250	.396	32-90	.356	127-141	.901	143-4.1	357-10.2	10	39	46
2014-15	28-28	77-192	.401	18-73	.247	87-109	.798	111-4.0	259-9.3	8	40	34
<b>Career</b>	<b>134-119</b>	<b>404-1046</b>	<b>.386</b>	<b>112-366</b>	<b>.306</b>	<b>398-486</b>	<b>.819</b>	<b>500-3.7</b>	<b>1318-9.8</b>	<b>24</b>	<b>186</b>	<b>176</b>



## 22. STACY MCINTYRE (5-8, FORWARD, 1989-92) - 1,215

Year	GP/GS	FG-FGA	PCT	3P-3PA	PCT	FT-FTA	PCT	REB-AVG	PTS-AVG	Steals	Assists
1988-89	26-2	22-61	36.1	-	-	18-36	50.0	93-3.6	62-2.4	15	19
1989-90	31-24	88-230	38.3	2-13	15.4	58-90	64.4	147-4.7	236-7.6	44	71
1990-91	29-29	155-350	44.3	28-101	27.7	96-130	73.8	149-5.1	434-15.0	68	72
1991-92	30-30	162-337	48.1	35-99	35.4	124-160	77.5	148-4.9	483-16.1	62	49
<b>Career</b>	<b>116-85</b>	<b>427-978</b>	<b>43.0</b>	<b>65-213</b>	<b>30.5</b>	<b>296-416</b>	<b>71.0</b>	<b>537-4.6</b>	<b>1215-10.5</b>	<b>189</b>	<b>211</b>



## 23. MARIA DONHOFF (5-11, GUARD, 1978-81) - 1,187

Year	GP/GS	FG-FGA	PCT	FT-FTA	PCT	REB-AVG	PTS-AVG	Blocks	Steals	Assists
1977-78	33-35	165-370	45.0	83-131	63.4	199-6.0	413-12.5	-	-	35
1978-79	29-13	115-267	43.1	72-105	68.6	174-6.0	302-10.4	9	27	38
1979-80	29-29	86-205	42.0	52-71	73.2	152-5.2	224-7.7	7	28	42
1980-81	30-30	103-224	45.9	42-70	60.0	167-5.5	248-8.2	3	27	82
<b>Career</b>	<b>121-107</b>	<b>469-1066</b>	<b>44.0</b>	<b>249-377</b>	<b>66.0</b>	<b>692-5.7</b>	<b>1187-9.8</b>	<b>-</b>	<b>-</b>	<b>197</b>



## 24. LATONYA MCDOLE (6-1, FORWARD, 1999-2002) - 1,180

Year	GP/GS	FG-FGA	PCT	3P-3PA	PCT	FT-FTA	PCT	REB-AVG	PTS-AVG	Steals	Assists
1998-99	32-17	99-219	.452	5-21	.238	62-99	.626	175-5.5	265-8.3	40	44
1999-2000	29-29	127-292	.435	0-2	.000	81-129	.628	175-6.0	335-11.6	57	45
2000-01	27-25	140-292	.479	2-7	.286	63-116	.543	345/12.8	193-7.1	77	55
2001-02	29-29	104-235	.443	1-7	.143	26-62	.419	168-5.8	235-8.1	69	57
<b>Career</b>	<b>117-100</b>	<b>470-1038</b>	<b>.453</b>	<b>8-37</b>	<b>.216</b>	<b>232-406</b>	<b>.571</b>	<b>711-6.1</b>	<b>1180-10.1</b>	<b>243</b>	<b>201</b>



## 25. LEA WISE (5-7, GUARD, 1980-83) - 1,179

Year	GP/GS	FG-FGA	PCT	FT-FTA	PCT	REB-AVG	PTS-AVG	Blocks	Steals	Assists
1979-80	29-29	101-232	43.5	36-52	69.2	65-2.2	238-8.2	2	32	101
1980-81	31-29	96-224	42.8	39-51	76.4	63-2.0	231-7.4	5	47	104
1981-82	32-30	162-333	48.6	46-63	73.0	79-2.5	370-11.6	6	43	134
1982-83	28-28	139-295	47.1	62-77	80.5	66-2.3	340-12.1	3	36	125
<b>Career</b>	<b>120-116</b>	<b>498-1084</b>	<b>45.0</b>	<b>183-243</b>	<b>75.3</b>	<b>273-2.3</b>	<b>1179-9.8</b>	<b>16</b>	<b>158</b>	<b>464</b>



## 26. PATTY JO HEDGES (5-7, GUARD, 1980-83) - 1,176

Year	GP/GS	FG-FGA	PCT	FT-FTA	PCT	REB-AVG	PTS-AVG	Blocks	Steals	Assists
1979-80	29-19	88-212	41.5	40-53	75.5	63-2.2	216-7.4	16	60	141
1980-81	31-31	107-259	41.3	69-94	73.4	111-3.5	283-9.1	10	78	181
1981-82	32-31	122-322	37.8	80-116	68.9	134-4.2	324-10.1	8	61	209
1982-83	28-28	141-296	47.6	71-102	69.6	133-4.7	353-12.6	10	73	200
<b>Career</b>	<b>120-109</b>	<b>458-1089</b>	<b>42.0</b>	<b>260-365</b>	<b>71.0</b>	<b>441-3.7</b>	<b>1176-9.8</b>	<b>44</b>	<b>272</b>	<b>731</b>



## 27. JOCELYN MILLS (6-0, CENTER, 1990-93) - 1,170

Year	GP/GS	FG-FGA	PCT	3P-3PA	PCT	FT-FTA	PCT	REB-AVG	PTS-AVG	Steals	Assists
1989-90	28-7	92-181	50.8	-	-	56-78	71.8	132-4.7	240-8.6	24	16
1990-91	28-28	136-279	48.7	-	-	85-135	63.0	250-8.9	360-12.9	54	31
1991-92	19-4	47-115	40.9	-	-	44-65	67.7	111-5.8	138-7.3	16	15
1992-93	28-28	174-344	50.6	2-9	22.2	82-124	66.1	210-7.5	432-15.4	41	30
<b>Career</b>	<b>103-67</b>	<b>449-919</b>	<b>48.0</b>	<b>2-9</b>	<b>22.2</b>	<b>267-402</b>	<b>66.0</b>	<b>703-6.8</b>	<b>1170-11.4</b>	<b>135</b>	<b>92</b>



## 28. KAREN MOSLEY (6-3, FORWARD/CENTER, 1983-86) - 1,135

Year	GP/GS	FG-FGA	PCT	FT-FTA	PCT	REB-AVG	PTS-AVG	Blocks	Steals	Assists
1982-83	28-0	44-82	53.6	33-51	65.0	94-3.3	121-4.3	2	12	6
1983-84	28-15	148-286	51.7	58-71	81.7	186-6.6	354-12.6	11	23	30
1984-85	26-26	142-293	48.4	53-77	68.8	179-6.9	337-12.9	18	29	21
1985-86	27-23	136-248	54.8	51-73	69.9	174-6.4	323-12.0	16	28	31
<b>Career</b>	<b>109-64</b>	<b>470-909</b>	<b>51.0</b>	<b>195-272</b>	<b>71.0</b>	<b>633-5.8</b>	<b>1135-10.4</b>	<b>47</b>	<b>92</b>	<b>88</b>



### 29. JANET TIMPERMAN (5-10, GUARD/FORWARD, 1976-79) - 1,080

Year	GP/GS	FG-FGA	PCT	FT-FTA	PCT	REB-AVG	PTS-AVG	Steals	Assists
1975-76		Stats Not Available							
1976-77	-	-	-	-	-	9.5	12.6	-	-
1977-78	35-35	135-344	39.2	23-35	69.0	152-4.3	293.8.4	-	60
1978-79	29-27	112-284	39.4	31-40	77.5	136-4.7	255-8.8	52	52
Career: Complete career stats not available									



### 30. TEDRA EBERHART (5-11, GUARD/FORWARD, 1991-94) - 1,071

Year	GP/GS	FG-FGA	PCT	3P-3PA	PCT	FT-FTA	PCT	REB-AVG	PTS-AVG	Blocks	Steals	Assists
1990-91	29-0	55-131	42.0	-	-	19-24	79.2	73-2.5	130-4.5	7	23	16
1991-92	29-1	77-173	44.5	-	-	38-51	74.5	84-2.9	211-7.3	4	38	15
1992-93	27-26	103-262	39.3	-	-	51-84	60.7	150-5.6	270-10.0	7	57	44
1993-94	28-28	168-367	45.8	38-101	37.6	86-113	76.1	180-6.4	460-16.4	11	70	64
Career	113-55	458-933	49.0	38-101	37.6	194-272	71.0	487-4.3	1071-9.5	29	188	139



### 31. KIM DENKINS (6-3, CENTER, 1995-98) - 1,057

Year	GP/GS	FG-FGA	PCT	FT-FTA	PCT	REB-AVG	PTS-AVG	Blocks	Steals	Assists
1994-95	27-9	56-131	42.7	35-48	72.9	142-5.3	147-5.4	16	25	17
1995-96	27-27	159-310	51.3	99-138	71.7	242-9.0	417-15.4	15	30	23
1996-97	25-21	88-199	44.2	71-94	75.5	193-7.7	247-9.9	13	25	31
1997-98	28-20	91-173	52.6	64-88	72.7	185-6.6	246-8.8	22	28	24
Career	107-77	394-813	48.0	269-368	73.0	762-7.1	1057-9.9	66	108	95



### 32. DEBBIE MILLER (6-1, GUARD, 1984-87) - 1,031

Year	GP/GS	FG-FGA	PCT	FT-FTA	PCT	REB-AVG	PTS-AVG	Blocks	Steals	Assists
1983-84	24-0	24-46	52.1	21-25	84.0	74-3.0	69-2.9	2	9	11
1984-85	28-27	73-149	49.0	53-66	80.3	151-5.4	199-7.1	22	30	29
1985-86	29-23	138-229	60.3	84-108	77.8	168-5.8	360-12.4	20	36	16
1986-87	28-28	161-275	58.5	81-101	80.2	223-8.0	403-14.4	22	37	27
Career	109-78	396-699	56.0	239-300	79.0	616-5.7	1031-8.5	66	112	83



### 33. JANE THOMPSON (5-7, POINT GUARD, 2013-2016) - 1,024

Year	GP/GS	FG-FGA	PCT	3P-3PA	PCT	FT-FTA	PCT	REB-AVG	PTS-AVG	Blocks	Steals	Assists
2012-13	34-0	47-136	.346	12-40	.300	30-42	.714	33-1.0	136-4.0	1	21	31
2013-14	35-33	107-270	.396	15-58	.259	71-108	.657	73-2.1	300-8.6	1	39	107
2014-15	17-17	56-149	.376	9-31	.290	50-64	.781	78-2.4	171-10.1	3	29	52
2015-16	33-32	145-363	.399	56-144	.389	71-86	.826	78-2.4	417-12.6	3	35	157
Career	119-82	355-918	.387	92-273	.337	222-300	.740	232-1.9	1024-8.6	8	124	347



### 34. LAURA MEADOWS (6-3, FORWARD/GUARD, 1998-2000) - 1,024

Year	GP/GS	FG-FGA	PCT	3P-3PA	PCT	FT-FTA	PCT	REB-AVG	PTS-AVG	Blocks	Steals	Assists
1997-98	28-27	114-329	.347	43-129	.333	39-54	.722	162-5.8	310-11.1	35	47	93
1998-99	32-32	147-339	.434	31-94	.330	67-97	.691	195-6.1	392-12.3	33	42	93
1999-2000	29-21	140-271	.517	3-15	.200	39-68	.574	188-6.5	322-11.1	27	39	62
Career	89-80	401-939	.427	77-238	.324	145-219	.662	545-6.1	1024-11.5	95	128	248



### 35. SANDY HARDING (5-10, GUARD, 1984-87) - 1,023

Year	GP/GS	FG-FGA	PCT	FT-FTA	PCT	REB-AVG	PTS-AVG	Steals	Assists
1983-84	28-27	76-158	48.1	27-38	71.0	71-2.5	179-6.4	55	168
1984-85	27-25	84-181	46.4	60-74	81.1	58-2.1	228-8.4	52	170
1985-86	28-25	114-229	49.8	37-45	82.2	63-2.2	265-9.5	53	183
1986-87	28-28	151-287	52.6	49-67	73.1	99-3.5	351-12.5	64	185
Career	111-105	425-855	49.0	173-224	77.0	291-2.6	1023-9.2	224	70



# KENTUCKY WOMEN'S BASKETBALL TIMELINE

Kentucky women's basketball has been recognized as having a spirited and winning tradition. It was in the early 1900s that women began playing the new game on "Miss Nettie's Lawn" in Lexington ... and so the tradition continues.

**1902** — The very first University of Kentucky basketball team was organized. Women's basketball begins on the UK campus with its first game on Feb. 21, 1903.

**1904** — C.P. St. John coached the 1904 team, leading it to a 2-0 record with victories vs. Georgetown (14-10) and Jessamine Female Institute (28-1).



**1906** — The 1906 UK women's basketball team, then known as Kentucky State College. The team, coached by Thomson Bryant, played only one game vs. Georgetown and fell, 15-14.

**1924** — The 1924 team, coached by Bart Peak, swept its 10-game schedule and claimed not only the championship of Kentucky, but the championship of the South.

**1902**

**1903**

**1904**

**1906**

**1924**

**1974**

**1924** — The University Senate passed a bill to abolish women's basketball in part because according to state politicians basketball had proven to be a strenuous sport for boys and therefore was too strenuous for girls.

**1974** — After a 50-year absence, at the turn of the 70s, women's teams at UK once again began playing intercollegiate games.



**1903** — The 1903 UK women's basketball team was coached by Jane Todd Watson, finishing 1-0 by defeating KU (now Transylvania), 16-10.

**1974** — Sue Feamster coached UK from 1971-74 before it gained varsity status in 1974. Women's basketball finally reached varsity status and the team is given the nickname "Lady Cats."




**1976** — Feamster handed over the coaching reins to Debbie Yow, who compiled a 79-40 record in four seasons from 1976-1980. In 1979, Yow recruited Valerie Still, Patty Jo Hedges and Lea Wise, one of the best recruiting classes in UK women's basketball history.



**1980** — Terry Hall arrived at UK in 1980 and was named the Kentucky Women's Intercollegiate Conference Coach of the Year in her first season at UK.

**1983** — With the talented trio of Hedges, Still and Wise, Kentucky was ranked fourth twice during the '82-83 season and broke the national record for attendance at a women's collegiate game when 10,622 fans saw the Cats defeat Old Dominion, 80-66, in Memorial Coliseum on Feb. 5, 1983.



**1977** — Lady Kat starting center Pam Browning became an All-American and compiled 1,598 points in her collegiate career. She ranks as the sixth-leading scorer at UK to this day.

**1976**

**1977**

**1979**

**1980**

**1982**


**1983**

**1979** — The Lady Kats upset second-ranked Tennessee, 66-64, before 4,500 fans in Memorial Coliseum. The attendance got a big boost when the much-anticipated game between the school's men's teams later that evening was canceled because of snow.



**1982** — The Cats captured the SEC<sup>o</sup> Tournament title for the first time in school history with an 80-74 victory over Tennessee. Following the game, the huge home crowd stormed the court in a celebration that lasted nearly 30 minutes.

**1982** — Lea Wise hit 15-of-16 outside shots against Illinois in an NCAA playoff game, helping the Cats win, 88-80. Wise, a Lexington product, also led the team in autograph and photo requests because of her flashy and productive court play and her resemblance to actress Farrah Fawcett.







**1983** — Valerie Still became the all-time leading scorer (among men and women) in Kentucky basketball history with 2,763 points in 119 games, a record that still stands.

**1983**

**1986**

**1986** — Kentucky served as the host to the NCAA women's Final Four in Rupp Arena.

**1987** — Sharon Fanning is named the fourth head coach of the Lady Kats.



**1987**

**1987** — The three-point goal is introduced to the women's game, proving to be an integral part of Kentucky basketball history for years to come.


**1990**

**1990** — Under third-year coach Sharon Fanning, UK compiled a 23-8 record, edged into the top 25, and won three tournament titles, including an 85-76 come-from-behind victory over Toledo in the NWIT Championship.



**1991** — UK scores one of the biggest upsets in the program's history with a 67-66 victory over intrastate rival and eventual NCAA runner-up Western Kentucky in Bowling Green.

**1991**



**1991** — Kristi Cushenberry became a member of UK's 1,000-point club in 1991 and currently ranks 14th on the all-time scoring list.

**1991** — One year after winning the NWIT, UK made its first NCAA appearance since 1985-86.





**1993** — UK re-enters the AP Poll at No. 24 after claiming the Lady Kat Invitational title.

**1995** — Bernadette Locke-Mattox is chosen as the fifth head coach of the Cats.



**1995** — Stacey Reed graduates after four successful seasons at UK, leading the Cats in scoring both her junior and senior seasons, and assists and steals during all four years at Kentucky. Reed also broke UK's all-time career steals record with 309.



**1999** — The Cats shucked the Nebraska Cornhuskers, 98-92, in the first round of the 1999 NCAA Tournament West Region in Los Angeles, Calif. UK scored a record-breaking 64 second-half points.

**1996** — Kim Denkins was an All-SEC selection as a sophomore and now ranks No. 21 on the all-time scoring list.

**1998** — Mattox is chosen to be an assistant coach for the USA Basketball World Championship team.

**1991**

**1993**

**1995**


**1996**

**1998**

**1999**



**1991** — Togetherness proved to be a successful formula as UK posted a 20-9 record and made its first appearance in the NCAA Tournament since 1985-86.



**1999** — Erica Jackson led the Cats in both assists and steals in her two seasons as a Wildcat.



**1998** — Jaye Barnes led the Cats in scoring in 1998.



**1999** — The Cats turned heads by charting more than 20 wins for the first time in nine years and defeating three ranked opponents. After reaching the semifinals of the SEC Tournament, the Cats beat Nebraska in the first round of the NCAA Tournament before falling to UCLA in the second round.



**2000** — Shantia Owens becomes the first player from UK to be taken in the WNBA draft, selected 53rd by the Phoenix Mercury.

**2000** — Tiffany Wait broke a school record for most games played with 122, also surpassing Jodie Whitaker on the Cats' all-time scoring list with 1,445 points. She currently ranks 12th.



**2003** — Valerie Still's jersey is retired at halftime of the UK-Alabama game at Memorial Coliseum, marking the first time in school history that a woman's jersey was retired.

**2003** — Within months of her hire, Mickie DeMoss and her staff hit the recruiting trail and signed one of the most highly touted recruiting classes in school history. Many dubbed the 6th-ranked class as the "Fab Five".



**2000**

**2001**

**2003**

**2004**

**2001** — The Wildcats took a summer tour of France and Switzerland and returned home with an unblemished 5-0 record.

**2004** — Kentucky celebrates 30 years of varsity women's basketball.



**2003** — After 18 seasons as an assistant coach at Tennessee, Mickie DeMoss is named the sixth head coach of the UK women's basketball team.

**2004** — Senior and Kentucky native Selia "SeSe" Helm ended her UK career etched in the record book in three different categories: scoring (5th), rebounding (8th) and field goals (3rd).





**2004** — Enthusiasm generated by the hiring of the wildly popular Mickie DeMoss, combined with a brilliant and well-funded marketing plan, resulted in a staggering fan craze. Kentucky fans bought tickets at an unprecedented rate. UK ranked No. 1 nationally in increased attendance (3,488 more than the 2002-03 average), ranked No. 2 (behind perennial power Tennessee) in Southeastern Conference attendance, and was 16th nationally (5,182) in attendance average.



**2005** — Freshman center Sarah Elliott scored a team-high 15 points to lead UK to a 71-63 win over 18th-ranked Georgia in Rupp Arena. It was UK Hoops' first win over a ranked opponent in five seasons and the first under second-year coach Mickie DeMoss. Elliott was named SEC Freshman of the Week after that performance, the first freshman to receive the honor in Wildcat history.

**2005** — UK Coach Mickie DeMoss makes her first return to Thompson-Boling Arena in Knoxville, Tenn., where she first made a name for herself as a coach. DeMoss is presented with a glass vase by UT Coach Pat Summitt before a standing ovation.



**2005** — UK completed the longest postseason run in school history by advancing to the 2005 WNIT final four. Sara Potts, who averaged 27.8 points per game during the four-game run was named to the All-Tournament team.

# 2004

**2004** — UK set new season attendance records in 2003-04, averaging 5,182 fans per game.



**2005** — Sara Potts concluded her illustrious career as the only player in UK women's basketball history to hit 200 or more 3-pointers in a career. She currently ranks eighth on the all-time scoring list (1,563 points).

# 2005

**2005** — For the second consecutive season, the Wildcats broke the school's attendance record. A total of 90,663 fans passed through the turnstiles during the 2004-05 season, smashing the school's previous single-season attendance total of 72,553 set during the 2003-04 campaign.



**2005** — Valerie Still was inducted into the charter class in the newly created UK Athletics Hall of Fame. She was the only female of the 88 inductees.





**2006** — The Wildcats were ranked 21st in The Associated Press and 23rd in the USA Today/ESPN Coaches Poll for one week. UK's No. 21 ranking marked the highest ranking in the AP poll since receiving a No. 19 position on Feb. 10, 1985.



**2006** — Kentucky became just the fourth unranked team in the history of NCAA women's basketball to knock off a No. 1 team when the Cats defeated top-ranked Tennessee, 66-63, on Jan. 26, 2006—Junior Jenny Pfeiffer led the Cats in scoring with 16 points, including 7-of-7 free-throws. Pfeiffer nailed the game-winning free-throws with 14.8 seconds remaining and junior Nastassia Alcius added two charity shots in the waning seconds of the game to ice the victory. It was Kentucky's first win over the Lady Vols in 20 years.



## 2006



**2006** — A then school-record attendance of 13,689 fans witnessed Kentucky upset No. 1 Tennessee in Rupp Arena.



**2006** — Sophomore Samantha Mahoney was Kentucky's leading scorer in 2005-06, averaging 11.9 ppg. She currently ranks fifth on UK's all-time scoring list with 1,601 career points.

**2006** — DeMoss piloted a team that went from winning a combined 20 games in the two years prior to her arrival in 2003, to a record-breaking regular season that included the most wins (22) since 1989-90, the most conference wins in school history (nine), the highest conference finish (fourth) in 23 years, an appearance in the SEC Tournament semifinals for the first time in seven years, and UK's first bid in the NCAA Tournament in seven years with its highest seed (fifth) since 1983.



**2006** — DeMoss was named the SEC Coach of the Year by the SEC coaches and The Associated Press, UK's first in school history.



**2007** — During halftime of the UK vs. Ole Miss game on Jan. 17, a special ceremony took place as 571 fallen soldiers from Kentucky were honored. Since its completion in 1950, Memorial Coliseum has borne the names of thousands of Kentucky's war dead. But the lists of names – framed and hung on the walls of the ramps along two sides of the coliseum – had not been updated since the end of the Vietnam War. Their names were added to those of their predecessors during the ceremony. A season-high 7,565 fans and family members of the fallen soldiers witnessed the special event in Memorial Coliseum.



**2007** — Coach Matthew Mitchell earned his first win as the head coach at Kentucky when the Wildcats defeated USC-Upstate in the season opener, 74-59, on Nov. 10, 2007.

**2007** — After four seasons at the helm, Mickie DeMoss resigned April 11 as head coach. She compiled an overall record of 71-56 at Kentucky, including a 20-14 mark during the 2006-07 season.



**2007** — Matthew Mitchell was named the seventh head coach in UK Hoops history on April 23, 2007. He was welcomed by UK President Dr. Lee T. Todd, Jr. and Athletics Director Mitch Barnhart.

**2008** — Kentucky charted eight wins during regular season Southeastern Conference play, marking the second-most league wins in school history. In his first season as head coach of the Wildcats, Matthew Mitchell's eight SEC wins were the most conference wins by a first-year head coach in UK Hoops history.

**2007**

**2008**



**2007** — Jennifer Humphrey pulled down 964 career rebounds, becoming just the second Wildcat in UK history to chart over 900 rebounds in a career. Former All-American Valerie Still (1,525 rebounds) is the other Wildcat to accomplish the feat.

**2008** — A school-record five Wildcats earned postseason SEC honors. Samantha Mahoney and Sarah Elliott were named to the second team, Victoria Dunlap and Amber Smith were selected to the All-Freshman Team and Chelsea Chowning was named the SEC Scholar Athlete of the Year. Elliott and Mahoney also were named honorable mention All-SEC by The Associated Press.

**2008** — Chelsea Chowning became the first women's basketball player in school history to earn Academic All-America honors when she was named to the 2008 ESPN The Magazine Academic All-America Third Team as selected by the College Sports Information Directors of America (CoSIDA).



**2008** — The Wildcats participated in a school-record fourth consecutive postseason tournament with a quarterfinals finish in the WNIT. UK received a first-round bye and defeated Middle Tennessee and James Madison in Memorial Coliseum before narrowly falling to eventual champion Marquette in the quarterfinals in Lexington.





**2008** — Samantha Mahoney scored a career-high 30 points in the post-season WNIT vs. James Madison and become UK's third all-time leading scorer. She ended her illustrious career with 1,601 points.

**2009** — Kentucky defeated No. 13/19 Tennessee, 66-56, on Feb. 19, 2009. It marked the Cats' first win over the Lady Vols in Memorial Coliseum in 23 years (Jan. 24, 1986).



**2009** — Senior Carly Ormerod ended her illustrious career ranked on several career lists including, 3-pointers made (8th - 101), 3-pointers attempted (7th - 315), 3-pt field goal percentage (10th - .321) and assists per game (9th - 2.92).

**2009** — Sophomore Victoria Dunlap totaled a team-high 290 rebounds which ranks seventh on UK's single-season rebounding list.

**2009** — Senior center Eleia Roddy recorded 12 double-doubles during her senior season. With seven consecutive double-doubles, she became just the fourth player in school history and first since Jocelyn Mills in 1991 to record double-doubles in four or more straight games. She and former UK All-American Valerie Still are the only players in school history to have recorded five or more consecutive double-doubles.

**2008** — Senior center Sarah Elliott became UK's all-time leading blocker. She holds the school record for blocks in a game (6), season (56), and career (195).

**2009**

**2008** — Seniors Chanté Bowman, Sarah Elliott, and Samantha Mahoney will forever leave a mark on the program as they helped UK appear in four straight postseason tournaments and ink several "firsts" in UK Hoops history in their four-year career.



**2009** — UK was the only school in the SEC to boast two or more graduates on its roster (Carly Ormerod and Eleia Roddy) during the 2008-09 season. Ormerod graduated an entire year early while Roddy graduated a semester ahead of schedule.

**2009** — Matthew Mitchell became the first Kentucky head coach since Terry Hall in the 80-81 & 81-82 seasons to advance to postseason in the first two years at the helm.





**2009** — UK opened “Year Three” of the Matthew Mitchell era with the first game of the women’s collegiate basketball season against first-time opponent Boston in Memorial Coliseum. The Cats went on to win 92-58, the first of a school-record tying 11 straight wins to start the 2009-10 season.



**2009** — UK defeated intrastate rival Louisville, 101-67, in front of the eighth-largest crowd in Memorial Coliseum. The Cats set the school record for free throws made (36) and attempted (52) in a game.

**2010** — Hardly on anyone’s radar in the preseason, UK quickly caught the rapt attention of Wildcat fans and foes alike on its way to rolling up a school-record 28 wins, including 11 in conference play, reaching the finals of the SEC Tournament and advancing to the NCAA Regional finals.



**2010** — UK, which received a No. 4 seed, advanced to the NCAA Elite Eight for just the second time in program history after upsetting top-seeded and ninth-ranked Nebraska in the Sweet 16.

**2010** — Kentucky made its school-record sixth consecutive postseason appearance with their seventh overall bid to the NCAA Tournament.

**2010** — UK finished with a national ranking of ninth in the USA Today/ESPN Coaches Poll and 19th in the AP poll.

**2009**

**2010**

**2010** — The Cats went undefeated at home (17-0) for just the second time in school history. The 17 wins in Memorial Coliseum were a school record.



**2010** — Junior Victoria Dunlap was named UK’s first SEC Player of the Year by the AP and league coaches. She also became just the second player in UK history to earn State Farm/WBCA (formerly Kodak) All-America honors, joining three-time All-American Valerie Still.

**2010** — Freshman guard A’dia Mathies was named UK’s first SEC Freshman of the Year by the league coaches. She also earned Full-Court Press Second Team Freshman All-America honors and was Second Team All-SEC as well as being a unanimous choice for the All-SEC Freshman Team.

**2010** — UK ranked among the top 20 in four different team categories in the NCAA statistical rankings, including third nationally in turnover margin (+7.33).



**2010** — UK became just the second school in SEC history to sweep all three of the major SEC awards as Victoria Dunlap was SEC Player of the Year, A’dia Mathies was SEC Freshman of the Year and Matthew Mitchell was named SEC Coach of the Year. Tennessee did it prior to its 1998 national title.



2011 — The Wildcats charted their second straight 20-win season, marking the first time UK accomplished that feat since the 2005-06 and 2006-07 seasons.

2011 — UK finished second in the SEC regular season and was runner-up in the SEC Tournament for the second straight season.

2011 — The Wildcats made their school-record seventh consecutive postseason appearance with a second-round finish in the NCAA Tournament. It marked UK's first back-to-back NCAA appearances since the 1982-83 seasons.



2011 — Victoria Dunlap was the highest pick in the WNBA Draft in school history when she was selected in the first round as the 11th overall pick by the Washington Mystics in 2011.

**2011**



2011 — The Cats finished No. 17 in the final AP poll and No. 16 in final USA Today/ESPN coaches' poll. It marked the highest final AP ranking since the Wildcats finished 11th in 1983.

2011 — Victoria Dunlap ended her career ranked in the top 10 of 14 career lists, including No. 1 in all-time games played and started (133) and No. 2 all-time in scoring (1,846), rebounding (1,099), blocks (178), steals (307), free-throws made (445) and free-throws attempted (714).



2011 — For the first time in three years, the Wildcats returned to Rupp Arena on Dec 8, 2011. The Wildcats looked comfortable in their second home as they upset No. 6/5 Duke, 72-65, in front of a school-record 14,508 fans. Freshmen Bria Goss and Azia Bishop teamed up to combine for 31 points, 14 rebounds, four blocks and four steals on 15-24 shooting from the field. After defeating No. 10/11 Louisville just days before, the Duke win gave the Wildcats their first back-to-back wins over top 10 teams in school history.





**2012** — A’dia Mathies turned in one of the most impressive individual performances in UK Hoops history, netting a career-best 34 points to go along with nine rebounds, two assists, two blocks and two steals in Kentucky’s 61-60 win over No. 6/7 Tennessee in Memorial Coliseum. Mathies hit the game winner with 4.2 seconds remaining to snap the Lady Vols’ 36-game SEC winning streak.



**2012** — UK earned several postseason SEC honors as Matthew Mitchell was named SEC Coach of the Year by The Associated Press, A’dia Mathies was named SEC Player of the Year (Coaches and AP), Bria Goss was SEC Freshman of the Year (Coaches and AP) and Keyla Snowden was Co-6th Woman of the Year (Coaches). UK is the only SEC school to ever win three consecutive AP SEC Players of the Year honors. Victoria Dunlap was the AP SEC Player of the Year in 2010 and 2011, while Mathies was the 2012 AP SEC Player of the Year.

**2012** — UK’s defense, dubbed “40 minutes of dread,” forced a school-record and NCAA-high 939 turnovers. The Cats forced Arkansas-Pine Bluff into a school-record 49 miscues.

**2012** — UK tied the school record for wins at 28. The record was set in 2009-10. UK also won a school-record 13 SEC games.



**2012** — Kentucky completed one of the most successful seasons in school history with a 28-7 overall record, including an 18-0 mark at home, and an appearance in the Elite Eight for the second time in three years. The Wildcats defeated McNeese State, Green Bay and Gonzaga before falling to No. 3 Connecticut in the NCAA Regional Finals. Samarie Walker was named to the All-Regional Tournament team after averaging 13.3 points and 10.8 rebounds in four NCAA Tournament games.

## 2012



**2012** — A’dia Mathies became the 28th member of UK’s 1,000-point club and was named UK’s third straight SEC Player of the Year.

**2012** — Kentucky defeated Mississippi State on Feb. 26, 76-40, giving the Wildcats their school-record 13th conference win and the outright SEC regular season championship, their first since 1982. UK charted an SEC-high 20 steals in the game, while forcing 33 turnovers. Ten players scored at least two points, led by A’dia Mathies and Bernisha Pinkett with 13 points apiece.



**2012** — The Cats finished No. 12 in the final AP poll & No. 8 in final USA Today/ESPN coaches’ poll. It marked the highest final AP ranking since finishing 11th in 1983 and the highest final ranking in the coaches’ poll in school history.





**2012** — The attendance of 18,488 vs. DePaul in Rupp Arena on Dec. 7, 2012 set a new school record.

**2013** — Three players were honored by the SEC, including Mathies, who was named the 2013 SEC Co-Player of the Year along with Tennessee's Meighan Simmons. Stallworth joined Mathies on the All-SEC First Team, while junior forward/center Samarie Walker was named to the All-SEC Second Team and All-Defensive Team. Mathies was also named AP SEC Player of the Year, becoming the first player to win back-to-back SEC Player of the Year honors from the league coaches since Seimone Augustus of LSU earned it in 2005 and 2006.



**2013** — A' dia Mathies and Brittany Henderson became the winningest class in school history with a 111-30 (.787) overall record, including a 64-3 (95.5) mark at home, and the first to go to four straight NCAA Tournaments.

**2013** — Mathies set UK's all-time steals record with 320. The previous record was 309 by Stacey Reed from 1991-95.

**2013**

**2013** — Coach Matthew Mitchell became UK's all-time winningest coach on March 3 with a 78-65 win over No. 8 Tennessee.



**2013** — UK set school records for consecutive wins (17), consecutive home wins (34), 3-point field goals made (240), 3-point field goals attempted (731), blocks (181) and steals (429) in a single season.



**2013** — The Wildcats won a school-record 30 games, charted 25-plus wins for a school-record fourth straight season, advanced to the NCAA Tournament for a school-record fourth straight season, including second consecutive Elite Eight appearance and third in the last four seasons.



**2013** — Senior A’dia Mathies concluded her outstanding career ranked in the top 10 of 13 career lists, including second in scoring. She became just the fifth player in UK history, men or women, to reach 2,000 career points, joining Wildcat greats Dan Issel (2,138, 1967-70), Kenny “Sky” Walker (2,080, 1982-86), Jack “Goose” Givens (2,038, 1974-78) and UK Hoops’ all-time leading scorer Valerie Still (2,763, 1979-83).



**2013** — Mathies was chosen as the 10th overall pick in the WNBA draft by the Los Angeles Sparks, becoming the highest draft pick in school history and UK’s second first-round pick in the last three seasons.

**2013** — A school-record 23,706 fans attended UK’s game vs. No. 2 Duke on Dec. 22, 2013, besting the previous high of 18,422 set vs. DePaul on Dec. 7, 2012. The attendance marked the largest crowd ever to see a college women’s hoops game in the Commonwealth and the fifth-largest crowd in NCAA history. It marked the first sellout in Rupp Arena for a women’s basketball and UK’s second sellout of the season. UK’s game vs. Louisville on Dec. 1 in Memorial Coliseum also was a sellout.



## 2013

**2014** — Junior point guard Jennifer O’Neill came off the bench vs. Baylor to net a school-record 43 points on 14-of-31 shooting, netting 33 in the second half and overtime periods. The Co-SEC 6th Woman of the Year led the team in scoring for the season with 12.6 ppg.



**2013** — UK ended the regular season at No. 7 in both The Associated Press poll and the 31-member Board of Coaches poll. It marked the highest rankings in the final polls in school history.

**2013** — Kentucky won a school-record tying 13 games in South-eastern Conference play and advanced to the SEC Tournament championship game for the third time in the last four years.

**2014** — Playing in a double-header with the UK men’s team in the Dallas Cowboys’ AT&T Stadium in Arlington, Texas, the Wildcats defeated Baylor in a four overtime thriller, 133-130. The 263 combined points set a new NCAA record, besting the previous high for a Division I women’s game of 252 points in SMU’s 127-125 win over TCU, also in four overtimes, on Jan. 25, 1997. The Wildcats also won consecutive games against top-10 teams for the first time in school history and set school records for points (133), free-throws made (49) and free-throws attempted (66).







**2014** — Junior point guard Jennifer O'Neill scored six of her game-high 24 points in the closing minutes of the game to give No. 18 Kentucky a 75-71 win over No. 8 Tennessee on Feb. 16, marking the Wildcats' first win in Knoxville since 1985 and first-ever win in Thompson-Boling Arena.



**2014** — The Wildcats finished 26-9, becoming one of just 10 programs to chart 25 or more wins in five straight seasons.

**2014** — With a school-record and NCAA Tournament record 67 rebounds vs. Wright State in the opening round and 38 rebounds vs. Syracuse, UK broke the school record for rebounds in a single season of 1,513, surpassing the 1977-78 team who grabbed 1,426.



**2014** — Senior forward DeNesha Stallworth was selected as the 25th overall pick in the 2014 WNBA draft by the Connecticut Sun. She was the fourth Wildcat to be drafted in the WNBA, including third in the last four years.

**2014**

**2014** — Kentucky advanced to its fourth Sweet 16 in the last five years with wins over Wright State and Syracuse in the opening rounds.

**2014** — Junior guard Bria Goss set a single-season record for free-throw shooting percentage, netting an SEC-high .901 percent (127-of-141).



**2014** — UK averaged a school-record 6,727 fans per game, a mark that ranked ninth nationally. UK also drew 121,089 fans for its 18 home games, the highest total attendance in school history.

**2014** — Kentucky charted its fourth-straight victory over intrastate rival Louisville on Dec. 7, including second straight over the Cards in the KFC Yum! Center, 77-68.





**2014** — It was another epic battle between Kentucky and Baylor as the Wildcats clawed back from a 14-point, second-half deficit to defeat the Lady Bears in Rupp Arena in front of the school's second-highest crowd in school history (22,075) on Nov. 17.



**2014** — Senior Jennifer O'Neill became the 30th member of UK's 1,000-point club on Nov. 17 vs. Baylor. She ended her career at No. 12 (1,449).



**2014** — After falling to Illinois in the opening game, UK battled back from nine-point first-half deficits vs. Oklahoma and South Florida to win the 2014 Paradise Jam Reef Division in St. Thomas, Virgin Islands. Sophomore guard Makayla Epps was named Most Valuable Player of the round-robin event, while senior guard Jennifer O'Neill was named to the All-Tournament Team.

**2014** — Kentucky's 367-game streak with a 3-pointer came to an end vs. Illinois (0-of-6) on Nov. 27, 2014.

**2014** — Kentucky charted its fourth-straight victory over intrastate rival Louisville on Dec. 7, including second straight over the Cards in the KFC Yum! Center, 77-68.

**2015** — UK ranked seventh nationally in average attendance with 6,379 fans per game, its second straight season in the top 10 and the highest since leading the nation in 1982-83.

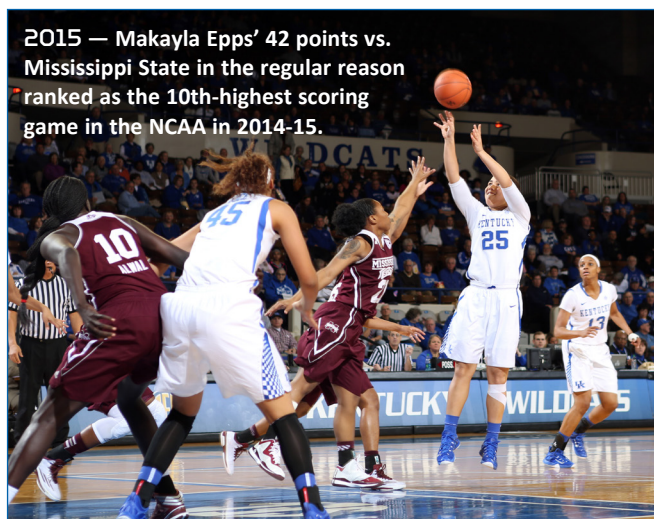
# 2014

**2014** — Kentucky's 367-game streak with a 3-pointer came to an end vs. Illinois (0-of-6) on Nov. 27, 2014.

**2015** — Senior guard Bria Goss was named to the Allstate Women's Basketball Coaches Association Good Works Team, one of 10 student-athletes; five from the NCAA® Division I and five from NCAA Divisions II, III and the NAIA. She was the second Wildcat to be named to the team as Kastine Evans was honored in 2014.



**2015** — Makayla Epps' 42 points vs. Mississippi State in the regular season ranked as the 10th-highest scoring game in the NCAA in 2014-15.



**2015** — UK's four seniors (Azia Bishop, Bria Goss, Jennifer O'Neill and Jelleah Sidney) became the winningest class in school history with 108 wins.

**2015** — UK won 20-plus games for a school-record sixth straight season.

# 2015



**2015** — Standing at just 5-foot-8, Linnae Harper was the shortest player to lead UK in rebounding in school history. She also was the only player in the nation to stand at 5-8 or under and average more than 7.0 rpg. She became the first guard to grab a team-high rebounding mark since Stacey Reed in 1994-95 and all seven of her career double-doubles came this season, including four in SEC play.



**2015** — Four Wildcats earned SEC postseason awards as senior guard Jennifer O'Neill was SEC Sixth Woman of the Year for the second straight season, and was named to the All-SEC Second Team. Sophomore point guard Makayla Epps was an All-SEC First Team selection, while fellow sophomore Linnae Harper was named to the All-SEC Defensive Team. Freshman forward/center Alexis Jennings was named to the SEC All-Freshman Team.



**2015** — UK snapped a three-game losing skid to USC and defeated No. 2 South Carolina on Senior Day, 67-56. The Cats held USC to a season-low 32.3 percent shooting, marking UK's first win over the nation's No. 2 team. Senior Jennifer O'Neill led the team with 15 points and eight rebounds.

**2015**



**2015** — Kentucky was selected to host the First and Second Rounds of the NCAA Tournament in Memorial Coliseum for the second straight season. The Cats defeated Tennessee State before falling to Dayton in the second round.

**2015** — The Cats finished No. 11 in the final AP poll and No. 16 in the final USA Today Sports coaches' poll. The rankings continued UK's school record streak of being ranked. UK was one of three programs (the others are Maryland and Notre Dame) to have both its men's and women's basketball teams ranked in top 15 of the AP poll.





**2015** — Kentucky started its 2015-16 season with 11 straight wins, including defeating several ranked teams during that stretch in No. 15/15 Arizona State, No. 13/11 Duke and Louisville, who was receiving votes at the time UK played them. UK's 11-0 start was the first time the Wildcats have started a season 11-0 since 2013-14. UK has only had two other seasons in which it started out with 11 consecutive victories (2009-10, 2013-14). All three are under Mitchell.



# 2015

**Nov. 18, 2015**— Makayla Epps scored 21 points with 11 rebounds and 12 assists against Morehead State on Nov. 18, 2015 to record the second triple-double in program history. The first triple-double was Feb. 14, 1986 when Leslie Nichols scored 18 points with 13 rebounds and 11 steals. Epps' triple-double is the first of the points-rebounds-assists variety.



**2016** — Makayla Epps became the 31st player in school history to reach 1,000 career points on Thursday, Feb. 4 when Kentucky played at South Carolina.

# 2016

**2016** — UK not only hosted the first and second rounds of the NCAA Tournament inside Memorial Coliseum in 2016, but Rupp Arena hosted an NCAA Regional in 2016 and the Wildcats were selected to play in the Lexington Regional. UK fell to Washington in the Sweet 16, however, Rupp Arena will also host an NCAA Regional in 2017 and 2018.



UK ranked 8th in the nation in average attendance with 6,454 — 2016 fans per game. It was the second-best mark in program history.

**2015** — Matthew Mitchell won his 200th game at UK on Nov. 29 vs. Jackson State when the Wildcats def. JSU 92-24 in Memorial Coliseum.

**2016** — Jancee Thompson scored 16 points against Oklahoma in the second round of the NCAA Tournament to become the 32nd player in program history to reach 1,000 career points.








**2016** — Senior forward Evelyn Akhator started the 2016-17 season off in style with four straight double-doubles becoming only the sixth player in program history to record four straight double-doubles in a single season. Akhator ended her career with 31 double-doubles to rank tied for third most in program history overall. She also ended her career second all-time in rebounding average (10.1) and eighth all-time in scoring average (13.7).



**2016** — Behind 30 points from Makayla Epps and an impressive team field-goal percentage of .492 the Wildcats took down No. 12 Oklahoma inside Memorial Coliseum as part of the SEC/Big 12 Challenge.



**2017** — Kentucky was tabbed a No. 4 seed in the 2017 NCAA Tournament, marking its school-record eighth straight appearance in the event. UK was also selected to host the first and second rounds inside Memorial Coliseum for the fourth straight season.



## 2017

Makayla Epps ended her UK career with 1,790 points, which ranked fifth most in program history.




**2017** — #ONE to Remember: Behind seniors Makayla Epps and Evelyn Akhator, UK defeated No. 3 Mississippi State on Senior Night inside Memorial Coliseum. The seniors scored 28 of the team's final 30 points, including an offensive putback by Epps with seconds left in overtime. The win was Kentucky's eighth straight win on Senior Night and the second time in the last three seasons that UK has defeated a top-three team on Senior Night.





**2018** — Three impressive wins over South Florida, UCLA and North Carolina gave the Wildcats the 2019 Paradise Jam championship and set the tone throughout the nation that the Wildcats were back in a big way.



**2019** — Kentucky returned to the NCAA Tournament after a year absence and earned the No. 6 seed in the Greensboro region. UK defeated Princeton in the first round before falling to NC State in Raleigh, N.C.



**2020** — Rhyne Howard scores her 1,000th career point on Sunday, Feb. 17 vs. Mississippi becoming the second-fastest player in program history to join the 1,000-point club.



**March 2020** — Rhyne Howard ended the 2020 season by becoming UK's first first-team AP All-American. The guard was all an AA for the USBWA and Wooden Award. She was a finalist for the Cheryl Miller Award, Naismith Trophy, Wooden Award and Ann Meyers Drysdale Award.

**2019**

**2020** — In March of 2020, COVID-19 shut-down the nation and the world and sports was not spared as the 2020 NCAA WBB Tournament was canceled. #TeamKentucky



**2019** — Valerie Still became the first Kentucky women's basketball players to be inducted into the WBB Hall of Fame. Ceal Barry and Mickie DeMoss were inducted in the 2018 class. Barry played at UK but was inducted because of her coaching career.



**March 2019**— Rhyne Howard busted onto the national scene by becoming the unanimous national freshman of the year after earning the honor from the USBWA, WBCA and espnW. Howard became only the second freshman in program history to lead the Wildcats in scoring and rebounding, joining former UK All-American Valerie Still. Howard earned SEC Freshman of the Week honors a league-record eight times in 2019-20.

**2020**



**Nov. & Dec. 2020** — Matthew Mitchell - the winningest head coach in program history - retired and thus resigned as head coach at Kentucky on Nov. 11, 2020. UK AD Mitch Barnhart responded quickly by naming associate head coach Kyra Elzy as interim head coach. She got the full title of head coach on Dec. 14. Elzy became the eighth head coach in program history. The native of LaGrange, Ky., has spent over a decade with the Kentucky program and helped lead the Wildcats to some of their best seasons in program history.



**UK Athletics Communications  
and Public Relations**

**Joe Craft Center  
338 Lexington Ave.  
Lexington, KY 40506**

**(859) 257-3838**