

22
23



2022-23 FACT BOOK

KENTUCKY WOMEN'S BASKETBALL



game on.



TABLE OF CONTENTS

2022-23 TEAM INFORMATION

Table of Contents	2
Quick Facts	3
Numerical / Alphabetical Rosters	4
TV/Radio Chart	5
Team Photo / Support Staff	6-7
2022-23 Schedule	8
History and Traditions	9
Memorial Coliseum Records	10-11
Rupp Arena Records	12-13

2021-22 REVIEW

2021-22 Game-by-Game Results	14
2021-22 Final Stats	15
2021-22 Superlatives/Team Highs and Lows	16
2021-22 Game-by-Game Stats	17
2021-22 Game-by-Game Opponent Stats	18
2021-22 Departed Seniors	19-21
2021-22 Game-by-Game Reviews	22-25

RECORDS / HISTORY

All-Time Letterwinners/Miss Kentucky Basketball	26-27
Cats by the Numbers	28
All-Time Roster by State	29-30
All-Time Head Coaches	31
All-Time Assistant Coaches	32
All-Time Teams	33-39
Cats in the WNBA/Professional Ranks	39-40
Cats Represent America	41
Retired Jersey - Valerie Still	42
Year-by-Year Team Stats	43-46
Kentucky Career Records	47-48
Top-10 Team Season Performances	49
Top-10 Team Single-Game Performances	48
Individual Single-Season Records	51

Individual Single-Game Records	52
Streaks	53
Scoring	54
Year-by-Year Scoring / Total Points	55
Field Goals	56
Three-Point Field Goals	57
Free Throws	58
Rebounds	59
Assists	60
Blocks	61
Steals	62
Kentucky Freshman Season Records	63
Miscellaneous Records	64-67
Double-Doubles	67-72
Year-by-Year Results	73
All-Time Results	74-83
Records vs. Major Conferences	84
All-Time Series Results	85-90
Kentucky in the National Rankings	91-92
Records vs. Ranked Opponents	93-95
Year-by-Year vs. Ranked Opponents	97-99
Regular-Season Tournaments	100-102
Cats in the SEC	103
Cats in the SEC Tournament	104
Cats in the NCAA Tournament	105
NCAA Tournament Game-by-Game Stats	106-107
All-Time NCAA Tournament Teams	108-113
Cats in the WNIT	114-115
Individual Honors	116-118
1,000-Point Club	119-123
Kentucky Women's Basketball Timeline	124-144

To obtain additional copies of the 2022-23 Kentucky Women's Basketball Fact Book, contact the UK Athletics Communications and Public Relations office at (859) 257-3838.

CREDITS

The 2022-23 Kentucky women's basketball fact book was published by the University of Kentucky Athletics Department.

UK ATHLETICS DEPARTMENT

Joe Craft Center • 338 Lexington Ave.
Lexington, Ky 40506-0604 • 859-257-8000

Written & Compiled

Evan Crane, Metz Camfield, Karlie Kinneer, Susan Lax, Cami Moore, Weston Pletcher, Chris Shoals, Chloe Smith and Sommer Thomas.

Editors

Evan Crane, Karlie Kinneer, Susan Lax, Cami Moore, Guy Ramsey, Chris Shoals and Sommer Thomas.

Editorial Assistants

Kevin Britton, Metz Camfield, Sean Cartell, Evan Crane, Melanie Curtsinger, Kris Reid, Rachel Smith and Cory Weigel.

Cover Design and Layout

Lakia Bailey and Cami Moore

Photography Credits

Pete Camagna, Chet White, Britney Howard, Elliott Hess, Barry Westerman, Eddie Justice, Grace Bradley, Lexington Herald-Leader, WNBA Photo Services, Fernando Medina, Team Coyle (David Coyle, Joseph Rey Au, David Robertson, George Green, Bill Patterson and Ken Weaver), USA Basketball, Chuck Perry, Victoria Graff, AP/Wide World, Kentucky Tourism, UK Public Relations, Susan Lax, Matt Steinke, NCAA, SEC, UK team and coaches.

Special Thanks

UK Public Relations, Kelley Bozeman, Beth Hanna, Kathy Laws and Molly Mazzolini.





2022-23 KENTUCKY QUICK FACTS

GENERAL INFORMATION

Location Lexington, Ky.
 Enrollment 33,00
 Founded 1865
 Colors Blue (PMS 286) & White
 Nickname Wildcats
 Conference Southeastern
 Arena Memorial Coliseum (8,000)
 All-Time Record In Arena (Years) 481-164 (.746)
 (46 years - does not include '74-75 season)
 Memorial Coliseum Press Row (859) 323-5900
 Joe Craft Center Ticket Office (859) 928-CATS
 Web site UKathletics.com
 Twitter/Instagram @KentuckyWBB
 Facebook facebook.com/KentuckyWBB

ADMINISTRATION

President Dr. Eli Capilouto (Alabama, 1971)
 Faculty Rep. Joseph L. Fink III
 (Philadelphia College of Pharmacy & Science, 1970)
 Athletics Director Mitch Barnhart (Ottawa, 1981)
 Senior Woman Admin. Sandy Bell (George Peabody College, 1970)
 Athletics Phone Number (859) 257-8000

COMMUNICATIONS AND PUBLIC RELATIONS

Basketball Contact Cami Moore (Kentucky, 2018)
 Assistant Director of Athletics Communications and PR
 E-mail camiranmoore@uky.edu
 Office Phone (859) 257-3747
 Cell Phone (859) 396-0368
 Office Fax (859) 323-4310
 Office Address Joe Craft Center, 338 Lexington Avenue
 Lexington, KY 40506-0604
 Office Phone/Cell Phone: (859) 257-3838/(201) 815-9955

WOMEN'S BASKETBALL STAFF

Head Coach Kyra Elzy (3rd season/11th overall at UK)
 (Tennessee 1999, 2001)
 Overall Collegiate Coaching Record 37-21 (.637) (3rd season)
 at Kentucky 37-21 (.637) (3rd season)
 Associate Head Coach Niya Butts (7th season/12th overall at UK)
 (Tennessee 2000, Tennessee Tech 2002)
 Assistant Coach Amber Smith (5th season/12th overall at UK)
 (Kentucky, 2011)
 Assistant Coach Jen Hoover (1st season)
 (Wake Forest, 1991)
 Special Assistant to the Head Coach Gail Goestenkers (Saginaw Valley State, 1985)
 Asst. AD/Women's BB Ops Amy Tilley (Kentucky, 2007/EKU, 2014)
 Asst. AD/DEI/WBB Admin. Tiffany Hayden (Kentucky, 2001; UofL, 2009)
 Director of Recruiting Asiya Foy (Radford, 2016; SEMO, 2018)
 Recruiting Assistant Kylie Thompson (Kentucky, 2017; Cincy 2019)
 Staff Support Associate Carrie Marshall (Kentucky, 2003)
 Coaching Video Coordinator: DeNesha Stallworth (Kentucky, 2013)
 Creative Director Kim Troxall (SCAD, 1994)
 Academic Counselor Shanice Smith (Cincinnati, 2015)
 Sr. Athletic Trainer Courtney Jones (Purdue, 2001)
 Strength Coach Lee Taylor (Missouri Valley College, 2008)
 Nutrition Coach Monica Fowler (Kentucky, 2010)
 Team Physician Dr. Robert Hosey (Virginia Tech, 1989)
 Marketing Director Emma Anderson (Kentucky, 2020)
 Marketing Graduate Assistant Brianna Scott (Kentucky, 2022)
 Office Phone (859) 257-6046

2021-22 REVIEW

Record 19-12
 Home 11-5
 Away 4-6
 Neutral 4-1
 SEC (Finish) 8-8 (7th)
 SEC Tournament (Record) SEC Tournament Title (4-0)
 W, 64-62 vs. South Carolina
 NCAA (Record) NCAA First Round (0-1)
 L, 69-62 vs. Princeton
 Final Poll Rankings No. 15 AP | RV Coaches Poll

UK RADIO NETWORK

Broadcast Info UK Radio Network
 Play-by-Play Announcer Darren Headrick (6th season)

UK VIDEOTAPE FOOTAGE

UK Sports Video (859) 257-4830

HISTORY

Seasons of Basketball Entering 49th season
 All-Time Record: 882-569 (.608)
 All-Time SEC Record (regular-season games only): 243-277 (.467)
 All-Time SEC Tournament Record: 41-42 (.494)
 SEC Regular Season Championships: Two (2012, 1982)
 SEC Tournament Championships: Two (1982, 2022)
 NCAA Tournament Appearances: 17 (Last in 2022)
 NCAA Tournament Record: 22-17 (.564)

2022-23 PREVIEW

Players Returning/Lost: 5/5
 Starters Returning/Lost: 3/2
 Newcomers: 10

Starters Returning (3)

No.	Player	G-S	POS	HT	CL	Ppg.	Rpg.
1	Robyn Benton	25-9	G	5-9	Sr.	8.8	2.5
11	Jada Walker	31-22	G	5-7	Fr.	10.4	3.0
21	Nyah Leveretter	24-11	F	6-3	So.	2.2	2.6

Starters Lost (5)

No.	Player	G-S	POS	HT	CL	Ppg.	Rpg.
00	Olivia Owens	28-9	F	6-4	R-Jr.	3.1	3.0
3	Jazmine Massengill	30-30	G	6-0	Sr.	7.0	3.6
10	Rhyne Howard	31-31	G	6-2	Sr.	20.5	7.4
12	Treasure Hunt	30-39	G	6-1	So.	6.9	4.6
44	Dre'una Edwards	26-12	F	6-2	R-Jr.	16.8	8.4

Other Players Returning (2)

No.	Player	G-S	POS	HT	CL	Ppg.	Rpg.
5	Blair Green			- DNP -			
34	Emma King	26-2	G	5-10	Jr.	2.2	1.2

Newcomers (10)

No.	Player	POS	CL	HT	Hometown
0	Tionna Herron	C	Fr.	6-4	DeSoto, Texas
2	Saniah Tyler	G	Fr.	5-6	Florissant, Mo.
3	Kennedy Cambridge	G	Fr.	5-8	Nashville, Tenn.
4	Eniya Russell	G	Jr.	6-1	Baltimore, Md.
13	Ajae Petty	F	Jr.	6-3	Baltimore, Md.
20	Emiya Jenkins	G	Fr.	5-10	Lexington, Ky.
22	Maddie Scherr	G	Jr.	5-11	Florence, Ky.
23	Cassidy Rowe	G	Fr.	5-6	Virgie, Ky.
24	Zennia Thomas	F	Fr.	6-2	Lyndhurst, Ohio
25	Adebola Adeyeye	F	Gr.	6-2	Brampton, Ontario





2022-23 KENTUCKY ROSTER

NUMERICAL

No.	Name	Pos.	Cl.	Ht.	Hometown / High School / Previous College
0	Tionna Herron	C	6-4	Fr.	Desoto, Texas / Desoto High School
1	Robyn Benton	G	5-9	Gr.	Conyers, Ga. / Greater Atl. Christian Aca. / Auburn
2	Saniah Tyler	G	5-6	Fr.	Florissant, Mo. / Incarnate Word Academy
3	Kennedy Cambridge	G	5-8	Fr.	Nashville, Tenn. / Ensworth HS
4	Eniya Russell	G	6-1	Jr.	Baltimore, Md. / Saint Vincent Pallotti HS / S. Carolina
5	Blair Green	G	6-2	Gr.	Harlan County, Ky. / Harlan County HS
11	Jada Walker	G	5-7	So.	Richmond, Va. / Henrico HS
13	Ajae Petty	F	6-3	Jr.	Baltimore, Md. / Baltimore Polytechnic Inst. / LSU
20	Amiya Jenkins	G	5-10	Fr.	Lawrenceburg, Ky. / Anderson County HS
21	Nyah Leveretter	F	6-3	Jr.	Blythewood, S.C. / Westwood HS
22	Maddie Scherr	G	5-11	Jr.	Florence, Ky. / Ryle HS / Oregon
23	Cassidy Rowe	G	5-6	Fr.	Virgie, Ky. / Shelby Valley HS
24	Zennia Thomas	F	6-2	Fr.	Lyndhurst, Ohio / Warrensville Heights HS
25	Adebola Adeyeye	F	6-2	Gr.	Brampton, Ontario / The Rock School / Buffalo
34	Emma King	G	5-10	Sr.	Stanford, Ky. / Lincoln County HS

ALPHABETICAL

No.	Name	Pos.	Cl.	Ht.	Hometown / High School / Previous College
25	Adebola Adeyeye	F	6-2	Gr.	Brampton, Ontario / The Rock School / Buffalo
1	Robyn Benton	G	5-9	Gr.	Conyers, Ga. / Greater Atl. Christian Aca. / Auburn
3	Kennedy Cambridge	G	5-8	Fr.	Nashville, Tenn. / Ensworth HS
5	Blair Green	G	6-2	Gr.	Harlan County, Ky. / Harlan County HS
0	Tionna Herron	C	6-4	Fr.	Desoto, Texas / Desoto High School
20	Amiya Jenkins	G	5-10	Fr.	Lawrenceburg, Ky. / Anderson County HS
34	Emma King	G	5-10	Sr.	Stanford, Ky. / Lincoln County HS
21	Nyah Leveretter	F	6-3	Jr.	Blythewood, S.C. / Westwood HS
13	Ajae Petty	F	6-3	Jr.	Baltimore, Md. / Baltimore Polytechnic Inst. / LSU
23	Cassidy Rowe	G	5-6	Fr.	Virgie, Ky. / Shelby Valley HS
4	Eniya Russell	G	6-1	Jr.	Baltimore, Md. / Saint Vincent Pallotti HS / S. Carolina
22	Maddie Scherr	G	5-11	Jr.	Florence, Ky. / Ryle HS / Oregon
24	Zennia Thomas	F	6-2	Fr.	Lyndhurst, Ohio / Warrensville Heights HS
2	Saniah Tyler	G	5-6	Fr.	Florissant, Mo. / Incarnate Word Academy
11	Jada Walker	G	5-7	So.	Richmond, Va. / Henrico HS

Coaching Staff

Head Coach: Kyra Elzy (Tennessee, 1999, 2001) – 3rd season, 11th at Kentucky

Assoc. Head Coach: Niya Butts (Tennessee, 2000; Tennessee Tech, 2002) – 2nd season, 12th at UK

Assistant Coach: Amber Smith (Kentucky, 2011) – 5th season, 12th at UK (*player/support staff*)

Assistant Coach: Jen Hoover (Wake Forest, 1991) – 1st season

PRONUNCIATION

ADEBOLA ADEYEYE	ADD-IE-BOLA ADD-IE-YAY-YAY
TIONNA HERRON	TEA-ON-UH HAIR-ON
AMIYA JENKINS	UH-ME-UH
NYAH LEVERETTER	NIGH-UH LEV-ER-ETT-ER
ENIYA RUSSELL	EH-NIGH-UH
MADDIE SCHERR	SHEER
ZENNIA THOMAS	ZE-NIGH-UH
SANIAH TYLER	SUH-NIGH-UH

BY CLASS

Graduate Students (3)

Adebola Adeyeye

Robyn Benton

Blair Green

Seniors (1)

Emma King

Juniors (4)

Nyah Leveretter

Ajae Petty

Eniya Russell

Maddie Scherr

Sophomores (1)

Jada Walker

Freshmen (6)

Kennedy Cambridge

Tionna Herron

Amiya Jenkins

Cassidy Rowe

Zennia Thomas

Saniah Tyler

BY HEIGHT

5-6 Cassidy Rowe

..... Saniah Tyler

5-7 Jada Walker

5-8 Kennedy Cambridge

5-9 Robyn Benton

5-10 Amiya Jenkins

..... Emma King

5-11 Maddie Scherr

6-1 Eniya Russell

6-2 Adebola Adeyeye

..... Blair Green

..... Zennia Thomas

6-3 Nyah Leveretter

..... Ajae Petty

6-4 Tionna Herron



2022-23 KENTUCKY TV / RADIO CHART



TIONNA HERRON **0**

C - 6-4 - Fr.
Desoto, Texas
(Desoto High School)



ROBYN BENTON **1**

G - 5-9 - Gr.
Conyers, Ga.
(Greater Atlanta Christian/Auburn)



SANIAH TYLER **2**

G - 5-6 - Fr.
Florissant, Mo.
(Incarnate Word Academy)



KENNEDY CAMBRIDGE **3**

G - 5-8 - Fr.
Nashville, Tenn.
(Ensworth HS)



ENIYA RUSSELL **4**

G - 6-1 - Jr.
Baltimore, Md.
(Saint Vincent Pallotti HS/
South Carolina)



BLAIR GREEN **5**

G - 6-2 - Gr.
Harlan County, Ky.
(Harlan County HS)



JADA WALKER **11**

G - 5-7 - So.
Richmond, Va.
(Henrico HS)



AJAE PETTY **13**

F - 6-3 - Jr.
Baltimore, Md.
(Baltimore Polytechnic Inst./LSU)



AMIYA JENKINS **20**

G - 5-10 - Fr.
Lawrenceburg, Ky.
(Anderson County HS)



NYAH LEVERETTER **21**

F - 6-3 - Jr.
Blythewood, S.C.
(Westwood HS)



MADDIE SCHERR **22**

G - 5-11 - Jr.
Florence, Ky.
(Ryle HS/Oregon)



CASSIDY ROWE **23**

G - 5-6 - Fr.
Virgie, Ky.
(Shelby Valley HS)



ZENNIA THOMAS **24**

F - 6-2 - Fr.
Lyndhurst, Ohio
(Warrensville Heights HS)



ADEBOLA ADEYEYE **25**

F - 6-2 - Gr.
Brampton, Ontario
(The Rock School/Buffalo)



EMMA KING **34**

G - 5-10 - Sr.
Stanford, Ky.
(Lincoln County HS)



KYRA ELZY **HC**

Head Coach
Third Season
(11th Overall at Kentucky)



NIYA BUTTS **AHC**

Associate Head Coach
Seventh Season
(12th Overall at Kentucky)



AMBER SMITH **AC**

Assistant Coach
Fifth Season
(12th Overall at Kentucky)



JEN HOOVER **AC**

Assistant Coach
First Season
(First Overall at Kentucky)



AMY TILLEY **AAD**

Assistant Athletics Director /
Director of Operations
Ninth Season
(14th Overall at Kentucky)



2022-23 KENTUCKY TEAM PHOTO



Front Row (L-R): Saniah Tyler, Emma King, Robyn Benton, Kyra Elzy, Blair Green, Jada Walker, Cassidy Rowe; **Back Row (L-R):** Tionna Herron, Eniya Russell, Adebola Adeyeye, Ajae Petty, Nyah Leveretter, Zennia Thomas, Maddie Scherr, Kennedy Cambridge, Amiya Jenkins

2022-23 KENTUCKY SUPPORT STAFF



**EMMA
ANDERSON**

Assistant Director
of Marketing



**RACHEL
BAKER**

Executive Associate AD /
Compliance / SWA



**KALVIN
BETZ**

Manager



**DANIEL
BOICE**

Director of Player
Development



**CARTER
EDWARDS**

Manager



2022-23 KENTUCKY SUPPORT STAFF



AISHA
FOY

Director of Recruiting



GAIL
GOESTENKORS

Special Assistant to the
Head Coach



TIFFANY
HAYDEN

Academic Counselor /
WBB Administrator



DR. ROBERT
HOSEY

Head Team Physician



ETHAN
HOWARD

Manager



JUSTIN
HEUSMANN

Manager



KIM
IRWIN

Director of Ticket Systems
& Finance



COURTNEY
JONES

Sr. Athletic Trainer
(WBB, Rifle)



CARRIE
MARSHALL

Staff Support Associate



CAMI
MOORE

Assistant Director of
Communications and
Public Relations



AYANNA
PARKER

Assistant Director of
Operations
(Memorial Coliseum)



TOMMY
QUARLES

Manager



JT
OREM

Manager



SHANICE
SMITH

Academic Counselor



DENESHA
STALLWORTH

Coaching Video
Coordinator



KYLIE
THOMPSON

Recruiting Assistant



LEE
TAYLOR

Head Strength and
Conditioning Coach



SYDNEY
THURMAN

Manager



KIM
TROXALL

Creative Director
WBB



DASHAUN
WILLIAMS

Manager



2022-23 KENTUCKY SCHEDULE

Date	Time	Opponent	Site	TV
Wed., Nov. 2	7 p.m.	PIKEVILLE [EXH]	Memorial Coliseum	--
Mon., Nov. 7	7 p.m.	RADFORD	Memorial Coliseum	SEC Network+
Fri., Nov. 11	6 p.m.	MOREHEAD STATE	Memorial Coliseum	SEC Network+
Sun., Nov. 13	1 p.m.	COASTAL CAROLINA	Memorial Coliseum	SEC Network+
Thur., Nov. 17	7 p.m.	BELLARMINE	Memorial Coliseum	SEC Network+
Mon., Nov. 21	Noon	Virginia Tech^	Nassau, Bahamas	FloHoops.com
Wed., Nov. 23	4:30 p.m.	Dayton^	Nassau, Bahamas	FloHoops.com
Sun., Dec. 4	1 p.m.	UNC GREENSBORO	Memorial Coliseum	SEC Network+
Wed., Dec. 7	8 p.m.	Minnesota	Minneapolis, Minn.	--
Sun., Dec. 11	1 p.m.	LOUISVILLE	Rupp Arena at Central Bank Center	ESPN
Fri., Dec. 16	7 p.m.	MURRAY STATE	Memorial Coliseum	SEC Network
Sun., Dec. 18	1 p.m.	FLORIDA GULF COAST	Memorial Coliseum	SEC Network+
Wed., Dec. 21	11 a.m.	OHIO UNIVERSITY	Memorial Coliseum	SEC Network+
Thur., Dec. 29	9 p.m.	Missouri*	Columbia, Mo.	SEC Network
Sun., Jan. 1	2 p.m.	ARKANSAS*	Memorial Coliseum	SEC Network+
Thur., Jan. 5	7 p.m.	Georgia*	Athens, Ga.	SEC Network
Sun., Jan. 8	2 p.m.	LSU*	Rupp Arena at Central Bank Center	SEC Network+
Thur., Jan. 12	7 p.m.	SOUTH CAROLINA*	Memorial Coliseum	SEC Network+
Sun., Jan. 15	3 p.m.	Florida*	Gainesville, Fla.	SEC Network
Sun., Jan. 22	1 p.m.	Mississippi State*	Starkville, Miss.	SEC Network
Thur., Jan. 26	7 p.m.	AUBURN*	Memorial Coliseum	SEC Network+
Sun., Jan. 29	3 p.m.	MISSOURI*	Memorial Coliseum	SEC Network
Thur., Feb. 2	7 p.m.	South Carolina*	Columbia, S.C.	SEC Network
Thur., Feb. 9	7 p.m.	ALABAMA*	Memorial Coliseum	SEC Network+
Mon., Feb. 13	7 p.m.	Ole Miss*	Oxford, Miss.	SEC Network
Thur., Feb. 16	7 p.m.	GEORGIA*	Memorial Coliseum	SEC Network+
Sun., Feb. 19	3 p.m.	Vanderbilt*	Nashville, Tenn.	SEC Network+
Thur., Feb. 23	7 p.m.	Texas A&M*	Bryan-College Station, Texas	SEC Network
Sun., Feb. 26	2 p.m.	TENNESSEE*	Memorial Coliseum	SEC Network
March 1-5	--	SEC Tournament	Greenville, S.C.	SEC Network
March 15-16	--	NCAA First Four	Top 16 Seed Sites	--
March 17-20	--	NCAA 1st & 2nd Rds.	Top 16 Seed Sites	--
March 24-27	--	NCAA Regionals	Greenville, S.C. / Seattle	--
Fri., March 31	--	NCAA Final Four	Dallas, Texas	--
Sun., April 2	--	NCAA Championship	Dallas, Texas	--

All time in ET

BOLD / ALL CAPS – Home game

^ – Baha Mar Hoops Pink Flamingo Championship

* – SEC game



HISTORY AND TRADITIONS

KENTUCKY FIGHT SONG

On, on U of K,
we are right for the fight today,
Hold that ball and hit that line,
Every Wildcat star will shine,
We'll fight, fight, fight,
For the blue and white,
As we roll to that goal, varsity,
And we'll kick, pass and run,
'til the battle is won,
And we'll bring home the victory.

MY OLD KENTUCKY HOME

The sun shines bright
on my old Kentucky home,
'Tis summer, the people are gay;
The corntop's ripe
and the meadow's in the bloom,
While the birds make music all the day.
(Chorus)
Weep no more, my lady!
Oh! Weep no more today!
We will sing one song
for my old Kentucky home,
For my old Kentucky home far away.
The young folks roll
on the little cabin floor,
All merry, all happy, and bright;
By-n-by hard times
come a-knocking at the door,
Then my old Kentucky home, good-
night!

UK ALMA MATER

Hail Kentucky, Alma Mater!
Loyal sons and daughters sing;
Sound her praise with voice united;
To the breeze her colors fling.
To the Blue and White be true;
Badge triumphant age on age;
Blue, the sky that o'er us bends;
White, Kentucky's stainless page.

WILDCATS NICKNAME

The nickname "Wildcats" became synonymous with UK shortly after a 6-2 football victory at Illinois on Oct. 9, 1909. Commandant Philip Carbusier, then head of the military department, told a group of students in a chapel service following the game that the Kentucky football team had "fought like wildcats." The nickname grew in popularity and was adopted by the university.

MASCOTS

The Wildcat mascot originated during the 1976-77 year at Kentucky. Gary Tanner was the original Wildcat, entertaining fans at Commonwealth Stadium, Rupp Arena and Memorial Coliseum during athletic events. Today, the Wildcat mascot also attends academic functions and generally serves as a friendly ambassador for the University. Scratch, another costumed mascot, was unveiled in August of 1996. During UK games, the Wildcat and Scratch entertain with enthusiastic dances and cheers. In the past, UK had a live wildcat mascot that has resided in the Kentucky Department of Fish and Wildlife's Salato Wildlife Center three miles west of Frankfort on US 60. The most recent live mascot was named "Blue." Through the years, UK has had other official live mascots with colorful names. Records indicate that the first wild animal, named "Tom," was given to the University in 1921. Other live mascots followed, including "TNT," "Whiskers," "Hot Tamale" and "Colonel."

SINGING THE FIGHT SONG

Matthew Mitchell introduced a new tradition to the Kentucky women's basketball team when he became the head coach in 2007. After each victory, the Wildcats gather at mid-court and sing the UK Fight Song with the fans. That tradition has continued under Kyra Elzy.

CHEER AND DANCE TEAMS

The UK Cheer and Dance programs are recognized as two of the finest programs in America. On the UK campus, they are recognized as some of the finest athletes in the University's sports programs, and as public relations ambassadors of UK and the entire Commonwealth of Kentucky. The Kentucky cheerleading squad won an unprecedented 24th national cheerleading championship in 2019 at the competition sponsored by the Universal Cheerleaders Association.

SENIOR DAY

Senior Day at Kentucky has become one of the most celebrated ceremonies in college basketball. Honoring the senior class, UK's event is one of the most elaborate and moving programs of its kind. The pregame ceremony

begins with player introductions. Once they all have burst through banners bearing their likenesses, their families join them at center court. Then the state song, "My Old Kentucky Home," is sung as the home crowd bids farewell.

BLUE AND WHITE

The University of Kentucky adopted blue and white as its official colors in 1892. Originally, however, UK students had decided on blue and light yellow prior to the Kentucky-Centre College football game on December 19, 1891. The shade of blue, which is close to a royal blue, was chosen when a student asked the question, "What color blue?" At the time, Richard C. Stoll (who lettered in football at UK in 1889-94) pulled off his necktie and held it up. The students then adopted that particular shade of blue. A year later, UK students officially dropped the light yellow color for white.

THE BIG BLUE NATION

UK fans, also referred to as the Big Blue Nation, are known for the electric atmosphere they create at all athletic events. Not only do the players feed off of their energy, but opposing teams often fear the intimidating roar of the UK crowd. For the 11th straight season, the University of Kentucky women's basketball team ranked in the top 20 nationally in average attendance, sitting 19th overall with 4,756 fans per home game during the 2019-20 season. The 2020-21 season did not count because NCAA attendance records were not kept due to the COVID-19 pandemic. UK averaged 6,454 fans in 2015-16, which was the second-best mark in program history behind 6,727 during the 2013-14 season. Throughout 17 home games – two played inside historic Rupp Arena – Kentucky accumulated a total season attendance of 80,853, eclipsing the 80,000 mark for the 11th straight season. Kentucky has averaged 4,500 or more fans every year since 2009-10.

UK PEP BAND

With more than 80 members, the University of Kentucky pep band is one of the largest in the nation. Performing at both home football and basketball games, the pep band has been named by Southern Living magazine as one of the "top 10 bands in the South." The Alumni Band, composed of former UK band members, also is an important part of the UK WBB experience. The Alumni Band plays at several home games each year.



MEMORIAL COLISEUM RECORDS

- The Coliseum covers an entire city block and has as much space as a seven-story office building. It currently has a capacity of 8,000.
- The Coliseum was built in 1950 and serves as a memorial to every Kentuckian who lost their life serving their country.
- A massive new LED video board spanning approximately 1,800 square feet with dimensions of 30 feet by 60 feet was installed in the fall of 2018.
- Wildcat fans are passionate about their basketball, that's why UK has ranked in the nation's top 25 in attendance 18 straight years.
- The Cats are 171-33 (.838) at home over the last 11 seasons (including 14 games in Rupp Arena).
- UK averaged 4,756 fans per game in 2019-20 which ranked 19th nationally.
- UK drew 116,164 fans for its home games in 2015-16 the second-highest total attendance in school history.

TOP 20 SINGLE-GAME ATTENDANCE RECORDS

1.	10,622	Old Dominion	2/05/83
2.	8,429	Tennessee	1/29/04
3.	8,223	Auburn	2/18/83
4.	8,200	Tennessee	2/09/83
5.	8,130	Tennessee	1/23/00
6.	7,965	Tennessee	3/3/13
7.	7,963	Louisville	12/11/13
8.	7,961	Tennessee	1/12/12
9.	7,951	Louisville	12/4/11
10.	7,888	Florida	1/22/12
11.	7,871	Alabama	1/29/12
12.	7,742	South Carolina	2/2/10
13.	7,646	LSU	2/13/11
14.	7,643	Mississippi State	2/20/05
15.	7,589	Arkansas	2/21/16
16.	7,565	Ole Miss	1/14/07
17.	7,560	South Carolina	3/1/15
18.	7,429	Ole Miss	2/2/12
19.	7,407	Tennessee	1/29/15
20.	7,278	Tennessee	1/17/08

! - SEC Tournament Championship

YEAR-BY-YEAR IN MEMORIAL (SINCE 1976-77)

1976-77	7-2
1977-78	13-3
1978-79	5-7
1979-80	11-1
1980-81	15-0
1981-82	16-2
1982-83	15-2
1983-84	11-6
1984-85	10-5
1985-86	13-2
1986-87	8-5
1987-88	12-4
1988-89	9-4
1989-90	10-2
1990-91	10-3
1991-92	9-4
1992-93	10-3
1993-94	9-4
1994-95	7-5
1995-96	6-5
1996-97	4-6
1997-98	7-4
1998-99	7-3
1999-2000	7-5
2000-01	5-7
2001-02	3-8
2002-03	7-5
2003-04	6-6
2004-05	12-4
2005-06	9-2
2006-07	8-3
2007-08	9-4
2008-09	11-6
2009-10	17-0
2010-11	13-2
2011-12	17-0
2012-13	15-1
2013-14	14-3
2014-15	13-3
2015-16	14-2
2016-17	16-3
2017-18	9-4
2018-19	13-3
2019-20	13-2
2020-21	9-2
2021-22	11-3
Total	481-164 (.745)

YEAR-BY-YEAR HOME ATTENDANCE FIGURES

Year	Games	Total Att.	Avg.
2021-22 (22nd)	16	61,869	3,867
2020-21*	13	16,416	1,263
2019-20 (19th)	17	80,853	4,756
2018-19 (18th)	18	85,807	4,767
2017-18 (15th)	16	82,984	5,187
2016-17 (14th)	20	104,252	5,213
2015-16 (8th)	18	116,164	6,454
2014-15 (7th)	17	108,436	6,379
2013-14 (9th)	19	121,089 !	6,727 !
2012-13 (11th)	17	104,447	6,144
2011-12 (13th)	18	113,068	6,282
2010-11 (11th)	15	95,453	6,364
2009-10 (17th)	17	95,615	5,624
2008-09 (21st)	17	75,194	4,423
2007-08 (23rd)	18	85,769	4,765
2006-07 (14th)	15	87,943	5,863
2005-06 (20th)	15	77,411	5,161
2004-05 (20th)	19	90,663	4,772
2003-04 (17th)	14	72,553	5,182
2002-03	13	22,024	1,694
2001-02	11	12,681	1,153
2000-01	12	17,746	1,479
1999-00	12	29,643	2,470
1998-99	10	18,443	1,844
1997-98	11	15,728	1,430
1996-97	10	6,817	682
1995-96	11	8,456	769
1994-95	13	15,540	1,195
1993-94	13	17,649	1,358
1992-93	13	19,511	1,501
1991-92	13	17,087	1,314
1990-91	14	16,011	1,143
1989-90	14	18,777	1,341
1988-89	13	14,575	1,121
1987-88	16	13,400	837
1986-87	13	18,025	1,386
1985-86	16	18,887	1,180
1984-85	16	23,990	1,499
1983-84	17	18,880	1,110
1982-83	17	61,975	# 3,645
1981-82	19	41,000	2,158
1980-81	15	29,224	1,948

! New Season Record; # Led the nation; Years include games at Rupp Arena; * Attendance not ranked due to COVID-19 • 1974-79 attendance not available



HOME COURT WINNING STREAKS

Games	Began	Ended
1. 34	Feb. 13, 2011	Feb. 3, 2013
2. 30	Feb. 12, 1980	Jan. 31, 1982
3. 25	March 19, 2009	Jan. 9, 2010
4. 19	Feb. 23, 1982	Feb. 9, 1983
5. 14	Feb. 27, 2014	Jan. 29, 2015
14	Jan. 31, 1990	Jan. 27, 1991
7. 13	Jan. 30, 1984	Jan. 13, 1985
8. 11	Feb. 7, 1987	Jan. 7, 1988
11	Feb. 10, 1979	Feb. 2, 1980
10. 10	Nov. 19, 2004	Jan. 27, 2005



MEMORIAL COLISEUM RECORDS

TEAM

	Kentucky	Opponent
Points in a game	121 vs. Kentucky State - 11/24/89	102, Miami (OH) - 12/21/02
Points in a half	64 (2nd) vs. Miami - 2/8/86	64 (2nd), Tennessee - 2/18/88
Margin of victory	77 vs. Kentucky State - 11/24/89	72, Tennessee - 1/21/01
Field goals	53 vs. Kentucky State - 11/24/89	42, Tennessee - 1/21/01
Field goals att.	92 vs. Kentucky State - 11/24/89/Morehead St. - 11/18/15	90, Memphis State, 1/31/82
Field goal pct.	71.4 vs. Alabama - 2/7/87	70.2, Vanderbilt - 1/11/01
3-PT goals	14 vs. Mississippi State - 1/8/12	11, 3X, last Arkansas - 2/15/18
3-PT goals att.	32, twice, last vs. Morehead State - 11/21/19	36, Arkansas, 2/15/18
3-PT goal pct.	85.7 vs. Florida - 2/11/89	87.5 (7-of-8), Georgia - 2/27/2020
Free throws	36 vs. Louisville - 12/20/09	31, Austin Peay - 11/15/98
Free throws att.	52 vs. Louisville - 12/20/09	49, Austin Peay - 11/15/98
Free throw pct.	100.0 (11-11) vs. Furman - 12/6/08	100.0, Louisville - 2/22/00/1.000, Auburn - 1/17/16
Rebounds	67 vs. Wright State - 3/22/14/Morehead St. - 11/18/16	63, Tennessee - 1/21/01
Assists	33 vs. Michigan - 1/23/82	29, Louisville - 2/23/82; Tennessee - 2/28/82
Turnovers	35 vs. Tennessee - 1/14/96	49, Arkansas-Pine Bluff - 12/11/11
Blocked shots	19 vs. North Carolina A&T - 12/6/05	13, Georgia - 1/7/18
Steals	25 vs. Jacksonville St. - 11/15/11, Arkansas PB - 12/21/10	20, Memphis State - 12/4/93
Personal fouls	33 vs. Indiana - 12/7/93	36, Marquette - 12/2/89

INDIVIDUAL

	Kentucky	Opponent
Points in a game	42, Valerie Still vs. Charleston - 12/19/82	39, Cornelia Gayden, LSU - 2/26/94
Field goals	42, Makayla Epps vs. Mississippi State - 2/12/15	39, Victoria Vivians, Mississippi State - 2/12/15
Field goal att.	18, Makayla Epps vs. Mississippi State - 2/12/15	16, Tanya Haave, Tennessee - 2/9/83
3-PT goals	30, Makayla Epps vs. Mississippi State - 2/12/15	29, Daphne Smith, Detroit - 2/26/86
3-PT goals att.	8, Rhyne Howard vs. Auburn - 2/27/22	29, Victoria Vivians, Mississippi State - 2/12/15
3-PT goals pct.	17, Shandra Roberts vs. USC - 1/24/96	6, Sandy Brown, Tennessee - 2/25/88
(min. 3 made)	100.0, Kristi Cushenberry (5-of-5) vs. Alabama - 2/17/89	6, 2x, last Asia Durr - 12/17/17
Free throws	100.0, Carly Ormerod (4-of-4) vs. LSU - 12/18/05	17, Sandy Brown, Tennessee - 2/25/88
Free throws att.	100.0, Keyla Snowden (5-of-5) vs. Florida - 2/18/10	100.0, Courtney Boylan, Michigan (4-of-4) - 11/15/08
Rebounds	100.0, Keyla Snowden (4-of-4) vs. Mississippi Valley State - 11/27/11	100.0, Gabby Connally, Georgia (4-of-4) - 2/27/2020
Assists	15, Bernisha Pinkett (15-of-18) vs. Vanderbilt - 1/23/11	100.0, Chauntal Battle, Samford (3-of-3) - 12/18/19
Blocked shots	18, Bernisha Pinkett (15-of-18) vs. Vanderbilt - 1/23/11	15, Druecilla Conners, Morehead St. - 12/20/87
Steals	27, Valerie Still vs. National College - 2/9/82	19, Druecilla Conners, Morehead St. - 12/20/87
	16, P.J. Hedges vs. Cincinnati - 1/15/82	25, Anne Donovan, ODU - 2/5/83
	6, Jody Runge vs. Memphis State - 1/31/82	12, Lea Henry, Tennessee - 2/28/82
	6, Azia Bishop vs. Tenn. St - 12/28/14	8, A'ja Wilson, South Carolina - 1/14/16
	6, Alexis Jennings vs. Oklahoma - 3/21/16	
	6, Dre'una Edwards vs. West Virginia - 12/1/22	
	11, Leslie Nichols vs. U of L - 2/14/86	11, M. Marciniak, Tennessee - 1/14/96

MISCELLANEOUS

Most Home Wins In Season:	18 - 2011-12 (17-0 Memorial and 1-0 Rupp Arena)
Largest Attendance in Memorial:	10,622 vs. Old Dominion, 2/5/83
<i>Note: Memorial Coliseum Records (since 1980-81)</i>	



RUPP ARENA RECORDS

SINGLE-GAME ATTENDANCE RECORDS - RUPP ARENA

(Since 1978)

1.	23,706	#2/2 Duke	12/22/13
2.	22,075	#8/9 Baylor	11/17/14
3.	18,488	DePaul	12/7/12
4.	17,150	#13 Duke	12/20/15
5.	14,508	#6/5 Duke	12/8/11
6.	14,425	Louisville	12/10/15
7.	13,689	#1 Tennessee	1/26/06
8.	13,225	Arizona State	12/11/16
9.	11,256	#7 Louisville	12/15/19
10	10,390	#7 Rutgers	1/12/80
11.	10,192	Louisville	12/28/05
12.	10,031	Florida	02/03/19
13.	9,120	Alabama	2/26/06
14.	8,921	#7 Tennessee	12/31/17
15.	8,335	#9 LSU	1/27/08
16.	7,128	Arkansas	2/18/07
17.	7,126	#11 Georgia	2/15/07
18.	6,629	Auburn	1/19/06
19.	6,521	#10 South Carolina	1/21/18
20.	6,348	Arkansas-Pine Bluff	12/17/06
20.	6,223	#13 North Carolina	11/25/03

- Rupp Arena is entering its 48th season.
- An awesome structure in sight and scope, the arena is divided into two seating areas. The lower level features 10,000 cushioned theater seats while the upper arena has new chairback seats on the sidelines. The latter can be visually isolated to provide more natural setting for small shows.
- The Wildcats command an exclusive and updated state-of-the-art locker room, while other amenities include six team-size dressing rooms and eight smaller units.
- In 2013-14, UK set the new single-game attendance record when 23,706 fans saw UK face No. 2 Duke in Rupp Arena on Dec. 22, 2013. The attendance marked the largest crowd ever to see a college women's hoops game in the Commonwealth — the previous mark was 22,152 for the first Kentucky-Louisville game played in the KFC Yum! Center on Dec. 5, 2010.
- In 2015-16, Kentucky packed 17,150 fans in Rupp Arena on Dec. 20 against Duke, which was the fourth-largest home crowd in program history. On Dec. 10, the Wildcats had 14,425 fans at the historic arena, which was the sixth-largest home crowd in school history.
- Kentucky is scheduled to play two games inside Rupp Arena this season.

RUPP ARENA ALL-TIME RESULTS - 30-21 (.588)

1977 (0-1)

Feb. 14	Northern	83-89	Lost
---------	----------	-------	------

1979 (1-0)

Feb. 10	Detroit-Mercy	80-61	Won
---------	---------------	-------	-----

1979-80 (3-0)

Dec. 8	Carson-Newman	96-58	Won
Dec. 15	Indiana	102-52	Won
Jan. 12	Rutgers	97-78	Won

1980 (1-0)

Dec. 13	Carson-Newman	93-54	Won
---------	---------------	-------	-----

1981 (1-0)

Dec. 8	Indiana	83-68	Won
--------	---------	-------	-----

1984 (1-0)

Nov. 27	Ohio State	74-61	Won
---------	------------	-------	-----

1986 (0-1)

Jan. 8	Ole Miss	69-72	Lost
--------	----------	-------	------

1989-90 (1-1)

Dec. 4	Indiana	76-48	Won
Jan. 27	Ole Miss	64-71	Lost

1990 (1-0)

Dec. 15	Dayton	95-68	Won
---------	--------	-------	-----

1995 (1-0)

Jan. 4	Florida	63-55	Won
--------	---------	-------	-----

2002-03 (1-0)

Jan. 2	Marshall	75-42	Won
--------	----------	-------	-----

2003-04 (1-1)

Nov. 25	North Carolina	59-75	Lost
Dec. 3	Louisville	84-80 (OT)	Won

2004-05 (3-0)

Dec. 21	Nicholls State	106-51	Won
Dec. 30	Wake Forest	66-61	Won
Jan. 13	Georgia	71-63	Won

2005-06 (2-2)

Dec. 28	Louisville	55-64	Lost
Jan. 19	Auburn	57-71	Lost
Jan. 26	Tennessee	66-63	Won
Feb. 26	Alabama	80-60	Won

2006-07 (2-2)

Dec. 17	Ark-Pine Bluff	83-46	Won
Jan. 25	Mississippi State	75-83 (2OT)	Lost
Feb. 15	Georgia	72-82 (OT)	Lost
Feb. 18	Arkansas	87-60	Won

2007-08 (1-4)

Nov. 30	WKU	74-78 (OT)	Lost
Dec. 20	Louisville	65-80	Lost
Jan. 27	LSU	46-72	Lost
Feb. 7	Ole Miss	69-54	Won
March 2	South Carolina	57-65	Lost

2011-12 (1-0)

Dec. 8	Duke	72-65	Won
--------	------	-------	-----

2012-13 (1-0)

Dec. 7	DePaul	96-64	Won
--------	--------	-------	-----

2013-14 (0-1)

Dec. 22	Duke	61-69	Lost
---------	------	-------	------

2014-15 (1-0)

Nov. 17	Baylor	74-64	Won
---------	--------	-------	-----

2015-16 (2-0)

Dec. 10	Louisville	72-54	Won
Dec. 20	Duke	71-61	Won
Mar. 25	Washington	72-85	Lost*

2016-17 (0-1)

Dec. 11	Arizona State	73-71ot	Lost
---------	---------------	---------	------

2017-18 (0-3)

Dec. 31	Tennessee	63-49	Loss
Jan. 21	South Carolina	81-64	Loss
Feb. 4	LSU	72-70	Loss

2018-19 (2-0)

Nov. 15	Virginia	63-51	Won
Feb. 3	Florida	62-51	Won

2019-20 (1-1)

Dec. 11	Winthrop	91-36	Won
Dec. 15	Louisville	67-66	Loss

2020-21 (2-0)

Jan. 28	Alabama	81-68	Won
Feb. 11	Tennessee	71-56	Won

2021-22 (0-2)

Dec. 9	DePaul	94-85	Loss
Jan. 23	Ole Miss	63-54	Loss

* Note: The Washington game in 2015-16 is not allowed to count towards UK's home record since it was an NCAA Regional.



RUPP ARENA RECORDS

TEAM

	Kentucky	Opponent
Points in a game	106 vs. Nicholls State - 12/21/04	89, Northern Kentucky - 2/14/77
Points in a half	60 (1st) vs. Nicholls State - 12/21/04	50, Washington - 3/25/16
Margin of victory	55 vs. Nicholls State - 12/21/04	26, LSU - 1/27/08
	55 vs. Winthrop - 12/11/19	
Field goals	43 vs. Carson-Newman - 12/13/80	33, Washington - 3/25/16
Field goal att.	79 twice, vs. DePaul - 12/7/12 and Carson-Newman - 12/13/80	79, Rutgers - 1/12/80
Field goal pct.	60.9 vs. Nicholls State - 12/21/04	60.4, South Carolina - 1/21/18
3-PT goals	13 vs. Winthrop - 12/11/19	11, Wake Forest - 12/30/04/Washington - 3/25/16
3-PT goals att.	23 vs. Winthrop - 12/11/19	32, Louisville - 12/3/03
3-PT goals pct.	69.2 vs. Marshall - 1/2/03	47.4, Alabama - 2/26/06
Free throws	31 vs. Rutgers - 1/12/80	24 (twice) Rutgers - 1/12/80, Georgia - 2/15/07
Free throw att.	47 vs. Rutgers - 1/12/80	35, Dayton - 12/15/90
Free throw pct.	95.8 vs. Wake Forest - 12/30/04	94.7, Georgia - 1/13/05
Rebounds	65 vs. Rutgers - 1/12/80	52, Dayton - 12/15/90
Turnovers	22, twice, last vs. Dayton - 12/15/90	39, Carson-Newman - 12/8/79
Blocked Shots	9 vs. Nicholls State - 12/21/04	13, Auburn - 1/19/06
Steals	21 vs. Carson-Newman - 12/13/80	13, Carson-Newman - 12/8/79
		13, Indiana - 12/4/89
Personal Fouls	27 (twice) vs. Dayton - 12/15/90, Rutgers - 1/12/80	34, Rutgers - 1/12/80
Assists	20 vs. Ohio State - 11/27/84	23, South Carolina - 1/21/18

INDIVIDUAL

	Kentucky	Opponent
Points	32, Valerie Still vs. Rutgers - 1/12/80	32, Jennifer Gillom, Ole Miss - 1/8/86
Field goals	13, Valerie Still vs. Rutgers - 1/12/80	14, Talia Walton, Washington - 3/25/16
Field goal att.	27, Valerie Still vs. Rutgers - 1/12/80	25, Talia Walton, Washington - 3/25/16
3-PT goals	6, Jenny Pfeiffer vs. Alabama - 2/26/06	6, Cotella Bond-Young, Wake Forest - 12/30/04
3-PT goals att.	12, Jenny Pfeiffer vs. Alabama - 2/26/06	15, Sara Nord, Louisville - 12/3/03
Free throws	11, Taylor Murray vs. Florida - 2/3/19	10, Shawn Goff, Ole Miss - 2/7/08
Free throw att.	13, Taylor Murray vs. Florida - 2/3/19	15, Shawn Goff, Ole Miss - 2/7/08
Rebounds	25, Valerie Still vs. Rutgers - 1/12/80	17, Chantel Osahor, Washington - 3/25/16
		17, Aneesah Morrow, DePaul - 12/9/21
Assists	11, Sandy Harding vs. Ohio State - 11/27/84	13, Tyasha Harris, South Carolina - 1/21/18
Blocked Shots	5, Sarah Elliott vs. Louisville - 12/20/07	7, Marita Payne, Auburn - 1/19/06
Steals	8, Malinka Salhi vs. Indiana - 12/4/89	6, Holly Warlick, Tennessee - 1/28/78



2021-22 GAME-BY-GAME RESULTS

Record:	Overall	Home	Away	Neutral	Attendance Summary	Games	Totals	Avg/Game
All Games	19-12	11-5	4-6	4-1	HOME	16	61869	3867
Conference	8-8	4-4	4-4	0-0	AWAY	10	27520	2752
Non-Conference	11-4	7-1	0-2	4-1	NEUTRAL	5	37662	7532
					TOTAL	31	127051	4098

DATE	OPPONENT	SCORE	ATTEND	HIGH POINTS	HIGH REBOUNDS
11/09/2021	Presbyterian	W 81-53	3321	(20) EDWARDS, Dre'una	(9) HUNT, Treasure
11/11/2021	North Ala.	W 98-56	3444	(27) EDWARDS, Dre'una	(10) HOWARD, Rhyne (10) HUNT, Treasure
11/14/2021	at Indiana	L 67-88	5394	(23) HOWARD, Rhyne	(9) HOWARD, Rhyne
11/21/2021	Winthrop	W 92-47	3587	(22) HOWARD, Rhyne	(10) HOWARD, Rhyne
11/27/2021	La Salle	W 74-52	3383	(22) EDWARDS, Dre'una	(11) EDWARDS, Dre'una
12/01/2021	West Virginia !	W 83-60	3587	(27) HOWARD, Rhyne	(10) EDWARDS, Dre'una
12/05/2021	Merrimack	W 90-56	3541	(21) HOWARD, Rhyne	(11) EDWARDS, Dre'una
12/09/2021	DePaul @	L 85-94	4906	(22) BENTON, Robyn	(7) BENTON, Robyn (7) HUNT, Treasure
12/12/2021	at Louisville	L 58-64	12167	(14) EDWARDS, Dre'una (14) HUNT, Treasure	(14) EDWARDS, Dre'una
12/19/2021	USC Upstate	W 67-44	3521	(22) HOWARD, Rhyne	(12) EDWARDS, Dre'una
01/06/2022	Georgia *	W 84-76	3013	(30) HOWARD, Rhyne	(6) EDWARDS, Dre'una
01/09/2022	at South Carolina *	L 54-74	12327	(11) BENTON, Robyn	(8) HOWARD, Rhyne
01/16/2022	at Tennessee *	L 58-84	10012	(24) HOWARD, Rhyne	(6) OWENS, Olivia (6) HUNT, Treasure
01/20/2022	Florida *	L 52-77	3372	(17) HOWARD, Rhyne	(10) HOWARD, Rhyne
01/23/2022	Ole Miss *@	L 54-63	5204	(24) HOWARD, Rhyne	(10) HOWARD, Rhyne
01/25/2022	at Auburn *	W 67-55	1780	(29) HOWARD, Rhyne	(9) HOWARD, Rhyne
01/27/2022	at Vanderbilt *	L 57-65	1719	(25) HOWARD, Rhyne	(10) HOWARD, Rhyne
01/30/2022	at LSU *	L 69-78	8734	(23) HOWARD, Rhyne	(12) HOWARD, Rhyne
02/06/2022	Texas A&M *	Lot 64-73	3999	(19) HOWARD, Rhyne	(10) EDWARDS, Dre'una (10) HOWARD, Rhyne
02/10/2022	South Carolina *	L 50-59	4317	(21) HOWARD, Rhyne	(9) HOWARD, Rhyne
02/13/2022	at Alabama *	W 67-63	2049	(24) EDWARDS, Dre'una	(9) HOWARD, Rhyne
02/15/2022	Mississippi St. *	W 81-74	3688	(23) EDWARDS, Dre'una	(11) HOWARD, Rhyne
02/17/2022	Vanderbilt *	W 69-65	3718	(20) EDWARDS, Dre'una	(7) EDWARDS, Dre'una
02/20/2022	at Arkansas *	W 78-55	8292	(29) HOWARD, Rhyne	(13) EDWARDS, Dre'una
02/24/2022	at Missouri *	W 78-63	2708	(30) EDWARDS, Dre'una	(12) HOWARD, Rhyne
02/27/2022	Auburn *	W 90-62	5268	(32) HOWARD, Rhyne	(9) WALKER, Jada
03/03/2022	vs Mississippi St. #	W 83-67	6500	(21) WALKER, Jada	(14) EDWARDS, Dre'una
03/04/2022	vs LSU #	W 78-63	7704	(32) HOWARD, Rhyne	(10) EDWARDS, Dre'una
03/05/2022	vs Tennessee #	W 83-74	9072	(24) HOWARD, Rhyne	(9) HOWARD, Rhyne
03/06/2022	vs South Carolina #	W 64-62	7997	(27) EDWARDS, Dre'una	(9) EDWARDS, Dre'una
03/19/2022	vs Princeton \$	L 62-69	6389	(17) HOWARD, Rhyne	(12) EDWARDS, Dre'una

* = Conference game; @ = Rupp Arena - Lexington, Ky.; ! = 2022 SEC/Big 12 Challenge

= SEC Tournament (Nashville, Tenn. - Bridgestone Arena); \$ = NCAA Tournament First Round (Bloomington, Ind. - Assembly Hall)



2021-22 FINAL STATISTICS

ALL GAMES

OVERALL: 19-12 | HOME: 11-5 | AWAY: 4-6 | NEUTRAL: 4-1

No.	Player				Total		3-Point		F-Throw		Rebounds												
		GP-GS	MIN	AVG	FG-FGA	FG%	3FG-3FGA	3FG%	FT-FTA	FT%	OFF	DEF	TOT	AVG	PF	DQ	A	TO	BLK	STL	PTS	AVG	
10	HOWARD, Rhyne	31-31	1090:02	35.2	215-488	.441	70-183	.383	135-167	.808	63	165	228	7.4	77	0	102	57	39	71	635	20.5	
44	EDWARDS, Dre'una	26-12	755:30	29.1	183-351	.521	19-55	.345	53-71	.746	75	143	218	8.4	76	2	45	67	26	28	438	16.8	
11	WALKER, Jada	31-22	855:56	27.6	121-292	.414	33-93	.355	48-65	.738	23	69	92	3.0	72	1	64	71	5	47	323	10.4	
1	BENTON, Robyn	25-9	610:30	24.4	87-200	.435	25-67	.373	22-30	.733	25	38	63	2.5	38	1	37	33	13	31	221	8.8	
3	MASSENGILL, Jazmine	30-30	1008:11	33.6	88-217	.406	13-44	.295	20-37	.541	25	82	107	3.6	50	1	141	51	23	34	209	7.0	
12	HUNT, Treasure	30-29	714:53	23.8	74-209	.354	17-66	.258	42-79	.532	57	82	139	4.6	49	0	42	50	21	16	207	6.9	
00	OWENS, Olivia	28-9	370:14	13.2	38-97	.392	0-0	.000	11-23	.478	27	57	84	3.0	63	1	11	36	18	3	87	3.1	
34	KING, Emma	26-2	358:35	13.8	26-78	.333	3-32	.094	3-5	.600	6	26	32	1.2	23	0	31	29	8	9	58	2.2	
21	LEVERETTER, Nyah	25-11	443:42	17.7	16-32	.500	0-0	.000	23-33	.697	23	42	65	2.6	51	0	10	25	17	8	55	2.2	
4	CRENSHAW-GILL, Kristen	6-0	17:28	2.9	1-4	.250	1-1	1.000	1-2	.500	0	0	0	0.0	0	0	1	1	0	0	4	0.7	
Team											68	55	123									14	
Total		31	6225		849-1968	.431	181-541	.335	358-512	.699	392	759	1151	37.1	499	6	484	434	170	247	2237	72.2	
Opponents		31	6225		775-1889	.410	163-478	.341	322-456	.706	388	769	1157	37.3	490	6	442	522	106	186	2035	65.6	

SEC GAMES

OVERALL: 8-8 | HOME: 4-4 | AWAY: 4-4 | NEUTRAL: 0-0

No.	Player				Total		3-Point		F-Throw		Rebounds												
		GP-GS	MIN	AVG	FG-FGA	FG%	3FG-3FGA	3FG%	FT-FTA	FT%	OFF	DEF	TOT	AVG	PF	DQ	A	TO	BLK	STL	PTS	AVG	
10	HOWARD, Rhyne	16-16	577:17	36.1	118-274	.431	40-103	.388	67-81	.827	38	98	136	8.5	38	0	44	29	23	34	343	21.4	
44	EDWARDS, Dre'una	12-3	354:52	29.6	82-165	.497	6-27	.222	29-33	.879	23	62	85	7.1	35	2	20	26	14	17	199	16.6	
11	WALKER, Jada	16-15	456:50	28.6	57-147	.388	22-52	.423	20-29	.690	12	39	51	3.2	39	1	28	40	1	24	156	9.8	
3	MASSENGILL, Jazmine	15-15	524:20	35.0	46-122	.377	5-25	.200	14-27	.519	12	45	57	3.8	28	0	63	30	11	18	111	7.4	
12	HUNT, Treasure	15-15	343:53	22.9	32-95	.337	9-31	.290	14-22	.636	31	33	64	4.3	27	0	17	29	13	10	87	5.8	
1	BENTON, Robyn	11-1	204:02	18.5	19-66	.288	8-29	.276	7-11	.636	4	16	20	1.8	12	0	15	13	3	10	53	4.8	
34	KING, Emma	14-1	222:31	15.9	19-51	.373	2-23	.087	1-1	1.000	5	16	21	1.5	12	0	15	17	3	6	41	2.9	
21	LEVERETTER, Nyah	16-6	332:30	20.8	13-26	.500	0-0	.000	17-19	.895	18	26	44	2.8	38	0	8	18	15	8	43	2.7	
00	OWENS, Olivia	15-8	208:45	13.9	16-52	.308	0-0	.000	7-13	.538	11	34	45	3.0	32	1	5	23	9	1	39	2.6	
Team											45	21	66									10	
Total		16	3225		402-998	.403	92-290	.317	176-236	.746	199	390	589	36.8	261	4	215	235	92	128	1072	67.0	
Opponents		16	3225		405-989	.410	88-249	.353	188-264	.712	216	412	628	39.3	233	3	222	243	66	106	1086	67.9	

SEC TOURNAMENT GAMES

OVERALL: 4-0 | HOME: 0-0 | AWAY: 0-0 | NEUTRAL: 4-0

No.	Player				Total		3-Point		F-Throw		Rebounds												
		GP-GS	MIN	AVG	FG-FGA	FG%	3FG-3FGA	3FG%	FT-FTA	FT%	OFF	DEF	TOT	AVG	PF	DQ	A	TO	BLK	STL	PTS	AVG	
10	HOWARD, Rhyne	4-4	145:25	36.4	29-60	.483	10-20	.500	20-26	.769	6	13	19	4.8	12	0	16	8	5	4	88	22.0	
44	EDWARDS, Dre'una	4-0	104:21	26.1	28-51	.549	4-7	.571	6-11	.545	13	27	40	10.0	16	0	5	9	2	5	66	16.5	
1	BENTON, Robyn	4-0	112:53	28.2	18-36	.500	6-12	.500	2-2	1.000	7	5	12	3.0	8	0	5	5	5	3	44	11.0	
11	WALKER, Jada	4-4	108:29	27.1	15-38	.395	3-13	.231	8-8	1.000	5	15	20	5.0	5	0	8	7	1	2	41	10.3	
12	HUNT, Treasure	4-4	99:16	24.8	12-31	.387	6-15	.400	1-4	.250	4	12	16	4.0	8	0	6	2	2	1	31	7.8	
3	MASSENGILL, Jazmine	4-4	134:58	33.7	14-35	.400	0-2	.000	1-1	1.000	3	11	14	3.5	6	0	26	4	6	3	29	7.3	
21	LEVERETTER, Nyah	4-4	58:21	14.6	2-4	.500	0-0	.000	2-4	.500	2	9	11	2.8	8	0	1	3	1	0	6	1.5	
00	OWENS, Olivia	3-0	25:03	8.4	1-5	.200	0-0	.000	1-2	.500	1	3	4	1.3	3	0	2	2	1	0	3	1.0	
34	KING, Emma	2-0	11:15	5.6	0-0	.000	0-0	.000	0-0	.000	0	1	1	0.5	0	0	3	2	0	0	0	0.0	
Team											8	11	19									4	
Total		4	800		119-260	.458	29-69	.420	41-58	.707	49	107	156	39.0	66	0	72	46	23	18	308	77.0	
Opponents		4	800		106-261	.406	15-43	.349	39-61	.639	55	92	147	36.8	53	0	68	53	18	17	266	66.5	



2021-22 SUPERLATIVES

Kentucky Game Highs

POINTS	98 North Ala. (11/11/2021)
FIELD GOALS MADE	40 North Ala. (11/11/2021)
FIELD GOAL ATTEMPTS	78 North Ala. (11/11/2021)
FIELD GOAL PERCENTAGE	.537 (36-67) Merrimack (12/05/2021)
3 PT FIELD GOALS MADE	12 vs Tennessee (N) (03/05/2022)
3 PT FG ATTEMPTS	24 vs Tennessee (N) (03/05/2022)
3 PT FG PERCENTAGE	.579 (11-19) West Virginia (12/01/2021)
FREE THROWS MADE	22 Mississippi St. (02/15/2022)
FREE THROW ATTEMPTS	26 DePaul (12/09/2021)
FREE THROW PERCENTAGE	.923 (12-13) at Missouri (02/24/2022)
REBOUNDS	50 North Ala. (11/11/2021)
ASSISTS	30 Merrimack (12/05/2021)
STEALS	16 Winthrop (11/21/2021)
BLOCKED SHOTS	11 at Vanderbilt (01/27/2022)
TURNOVERS	25 at Vanderbilt (01/27/2022)
FOULS	24 at Indiana (11/14/2021)

Kentucky Game Lows

POINTS	50 South Carolina (02/10/2022)
FIELD GOALS MADE	18 Florida (01/20/2022)
FIELD GOAL ATTEMPTS	53 South Carolina (02/10/2022)
FIELD GOAL PERCENTAGE	.273 (18-66) Florida (01/20/2022)
3 PT FIELD GOALS MADE	0 Ole Miss (01/23/2022), DePaul (12/09/2021)
3 PT FG ATTEMPTS	6 Ole Miss (01/23/2022)
3 PT FG PERCENTAGE	.000 (0-6) Ole Miss (01/23/2022) .000 (0-14) DePaul (12/09/2021)
FREE THROWS MADE	4 at Tennessee (01/16/2022)
FREE THROW ATTEMPTS	8 at Tennessee (01/16/2022)
FREE THROW PERCENTAGE	.421 (8-19) Presbyterian (11/09/2021)
REBOUNDS	24 Georgia (01/06/2022)
ASSISTS	6 Ole Miss (01/23/2022)
STEALS	0 at Louisville (12/12/2021)
BLOCKED SHOTS	1 vs Princeton (N) (03/19/2022)
TURNOVERS	7 vs Tennessee (N) (03/05/2022)
FOULS	10 at Missouri (02/24/2022)

Opponent Game Highs

POINTS	94 DePaul (12/09/2021)
FIELD GOALS MADE	39 DePaul (12/09/2021)
FIELD GOAL ATTEMPTS	76 DePaul (12/09/2021)
FIELD GOAL PERCENTAGE	.542 (32-59) at Indiana (11/14/2021)
3 PT FIELD GOALS MADE	11 Mississippi St. (02/15/2022)
3 PT FG ATTEMPTS	26 Mississippi St. (02/15/2022)
3 PT FG PERCENTAGE	.625 (5-8) at LSU (01/30/2022)
FREE THROWS MADE	18 Auburn (02/27/2022)
FREE THROW ATTEMPTS	26 Auburn (02/27/2022)
FREE THROW PERCENTAGE	.929 (13-14) at Alabama (02/13/2022)
REBOUNDS	55 at South Carolina (01/09/2022)
ASSISTS	25 DePaul (12/09/2021)
STEALS	12 Vanderbilt (02/17/2022)
BLOCKED SHOTS	9 Florida (01/20/2022)
TURNOVERS	28 Winthrop (11/21/2021)
FOULS	22 DePaul (12/09/2021)

Opponent Team Lows

POINTS	44 USC Upstate (12/19/2021)
FIELD GOALS MADE	18 at Auburn (01/25/2022), Winthrop (11/21/2021)
FIELD GOAL ATTEMPTS	46 Presbyterian (11/09/2021)
FIELD GOAL PERCENTAGE	.292 (21-72) Auburn (02/27/2022) .292 (19-65) La Salle (11/27/2021)
3 PT FIELD GOALS MADE	1 South Carolina (02/10/2022)
3 PT FG ATTEMPTS	8 vs Tennessee (N) (03/05/2022) 8 at LSU (01/30/2022)
3 PT FG PERCENTAGE	.111 (1-9) South Carolina (02/10/2022)
FREE THROWS MADE	1 USC Upstate (12/19/2021)
FREE THROW ATTEMPTS	3 USC Upstate (12/19/2021)
FREE THROW PERCENTAGE	.333 (1-3) USC Upstate (12/19/2021)
REBOUNDS	25 vs Mississippi St. (N) (03/03/2022)
ASSISTS	6 at Alabama (02/13/2022)
STEALS	.2 vs South Carolina (N) (03/06/2022) .2 vs LSU (N) (03/04/2022) .2 at Missouri (02/24/2022) .2 North Ala. (11/11/2021)
BLOCKED SHOTS	0 at Missouri (02/24/2022) 0 West Virginia (12/01/2021) 0 North Ala. (11/11/2021) 0 Presbyterian (11/09/2021)
TURNOVERS	8 at LSU (01/30/2022)
FOULS	10 at Missouri (02/24/2022) 10 at Vanderbilt (01/27/2022) 10 at South Carolina (01/09/2022)

Kentucky Individual Highs

POINTS	32 Rhyne Howard vs LSU (N) (03/04/2022) 32 Rhyne Howard vs Auburn (02/27/2022)
FIELD GOALS MADE	14 Dre'una Edwards at Missouri (02/24/2022)
FIELD GOAL ATTEMPTS	23 Dre'una Edwards at Alabama (02/13/2022) 23 Rhyne Howard vs Ole Miss (01/23/2022)
FIELD GOAL PERCENTAGE	.818 (9-11) D. Edwards vs Presbyterian (11/09/2021)
3 PT FIELD GOALS MADE	8 Rhyne Howard vs Auburn (02/27/2022)
3 PT FG ATTEMPTS	13 Rhyne Howard vs Auburn (02/27/2022)
3 PT FG PERCENTAGE	1.000 (3-3) Jada Walker vs Mississippi St. (02/15/2022) 1.000 (3-3) Robyn Benton vs La Salle (11/27/2021) 1.000 (2-2) Jazmine Massengill at South Carolina (01/09/2022)
FREE THROWS MADE	9 Dre'una Edwards vs Mississippi St. (02/15/2022)
FREE THROW ATTEMPTS	11 Rhyne Howard vs Tennessee (N) (03/05/2022)
FREE THROW PERCENTAGE	1.000 (9-9) D. Edwards vs Miss. St. (02/15/2022) 1.000 (8-8) Rhyne Howard at Missouri (02/24/2022) 1.000 (7-7) Rhyne Howard vs Princeton (N) (03/19/2022) 1.000 (7-7) Dre'una Edwards vs Auburn (02/27/2022) 1.000 (7-7) Rhyne Howard vs Merrimack (12/05/2021)
REBOUNDS	14 Dre'una Edwards vs Mississippi St. (N) (03/03/2022) 14 Dre'una Edwards at Louisville (12/12/2021)
ASSISTS	10 Jazmine Massengill vs Auburn (02/27/2022) 10 Rhyne Howard vs Winthrop (11/21/2021)
STEALS	6 Jada Walker vs Princeton (N) (03/19/2022) 6 Rhyne Howard vs USC Upstate (12/19/2021) 6 Rhyne Howard vs Merrimack (12/05/2021)
BLOCKED SHOTS	6 Nyah Leveretter at Vanderbilt (01/27/2022) 6 Dre'una Edwards vs West Virginia (12/01/2021)
TURNOVERS	7 Jada Walker at Vanderbilt (01/27/2022) 7 Dre'una Edwards at Louisville (12/12/2021)
FOULS	5, 6x, last, Jazmine Massengill vs Princeton (N) (03/19/2022)



2021-22 GAME-BY-GAME STATISTICS

Opponent	Date	Score	W	Total		3-Pointers		Free throws		Rebounds										
				FG-FGA	PCT	3FG-3FGA	PCT	FT-FTA	PCT	OFF	DEF	TOT	AVG	PF	A	TO	BLK	STL	PTS	AVG
Presbyterian	11/09/2021	81-53	W	34-65	.523	5-20	.250	8-19	.421	13	19	32	32.0	15	26	14	2	13	81	81.0
North Ala.	11/11/2021	98-56	W	40-78	.513	6-17	.353	12-21	.571	24	26	50	41.0	13	18	9	8	8	98	89.5
at Indiana	11/14/2021	67-88	L	27-65	.415	4-13	.308	9-15	.600	12	18	30	37.3	24	7	12	4	7	67	82.0
Winthrop	11/21/2021	92-47	W	38-77	.494	10-23	.435	6-12	.500	18	25	43	38.8	14	25	11	2	16	92	84.5
La Salle	11/27/2021	74-52	W	26-59	.441	8-19	.421	14-21	.667	11	29	40	39.0	13	19	11	9	4	74	82.4
West Virginia	12/01/2021	83-60	W	29-57	.509	11-19	.579	14-24	.583	13	30	43	39.7	15	21	19	10	7	83	82.5
Merrimack	12/05/2021	90-56	W	36-67	.537	6-17	.353	12-16	.750	7	25	32	38.6	11	30	12	4	13	90	83.6
DePaul	12/09/2021	85-94	L	32-70	.457	0-14	.000	21-26	.808	10	20	30	37.5	19	11	14	6	11	85	83.8
at Louisville	12/12/2021	58-64	L	21-54	.389	3-13	.231	13-20	.650	11	26	37	37.4	17	11	21	3	0	58	80.9
USC Upstate	12/19/2021	67-44	W	25-62	.403	3-12	.250	14-20	.700	17	22	39	37.6	11	19	15	6	14	67	79.5
Georgia	01/06/2022	84-76	W	35-67	.522	5-16	.313	9-13	.692	5	19	24	36.4	17	15	11	7	11	84	79.9
at South Carolina	01/09/2022	54-74	L	21-71	.296	7-18	.389	5-11	.455	13	24	37	36.4	10	13	10	5	9	54	77.8
at Tennessee	01/16/2022	58-84	L	25-57	.439	4-18	.222	4-8	.500	6	23	29	35.8	17	9	19	2	10	58	76.2
Florida	01/20/2022	52-77	L	18-66	.273	4-18	.222	12-16	.750	14	17	31	35.5	11	8	14	6	7	52	74.5
Ole Miss	01/23/2022	54-63	L	19-53	.358	0-6	.000	16-22	.727	10	24	34	35.4	17	6	18	7	3	54	73.1
at Auburn	01/25/2022	67-55	W	25-66	.379	7-21	.333	10-12	.833	16	27	43	35.9	16	12	11	5	10	67	72.8
at Vanderbilt	01/27/2022	67-65	L	21-55	.382	5-23	.217	10-12	.833	15	27	42	36.2	17	10	25	11	9	57	71.8
at LSU	01/30/2022	69-78	L	27-54	.500	7-17	.412	8-11	.727	9	26	35	36.2	22	8	19	6	3	69	71.7
Texas A&M	02/06/2022	64-73	Lot	23-59	.390	5-17	.294	13-18	.722	8	35	43	36.5	19	11	24	2	7	64	71.3
South Carolina	02/10/2022	50-59	L	19-53	.358	4-14	.286	8-13	.615	10	25	35	36.5	18	13	18	5	7	50	70.2
at Alabama	02/13/2022	67-63	W	27-72	.375	3-17	.176	10-12	.833	16	25	41	36.7	13	15	13	7	11	67	70.0
Mississippi St.	02/15/2022	81-74	W	26-75	.347	7-20	.350	22-24	.917	24	22	46	37.1	13	23	8	5	7	81	70.5
Vanderbilt	02/17/2022	69-65	W	26-58	.448	8-21	.381	9-15	.600	16	17	33	36.9	19	21	18	5	9	69	70.5
at Arkansas	02/20/2022	78-55	W	28-64	.438	10-22	.455	12-16	.750	15	29	44	37.2	21	12	11	8	9	78	70.8
at Missouri	02/24/2022	78-63	W	30-65	.462	6-22	.273	12-13	.923	12	25	37	37.2	10	16	8	6	8	78	71.1
Auburn	02/27/2022	90-62	W	32-63	.508	10-20	.500	16-20	.800	10	25	35	37.1	21	23	8	5	8	90	71.8
vs Mississippi St.	03/03/2022	83-67	W	36-68	.529	2-12	.167	9-12	.750	12	35	47	37.5	18	20	18	4	4	83	72.2
vs LSU	03/04/2022	78-63	W	29-65	.446	9-19	.474	11-14	.786	11	28	39	37.5	13	20	11	8	5	78	72.4
vs Tennessee	03/05/2022	83-74	W	30-70	.429	12-24	.500	11-19	.579	17	21	38	37.6	15	16	7	5	5	83	72.8
vs South Carolina	03/06/2022	64-62	W	24-57	.421	6-14	.429	10-13	.769	9	23	32	37.4	20	16	10	6	4	64	72.5
vs Princeton	03/19/2022	62-69	L	20-56	.357	4-15	.267	18-24	.750	8	22	30	37.1	20	10	15	1	8	62	72.2
Total		2237		849-1968	.431	181-541	.335	358-512	.699	392	759	1151	37.1	499	484	434	170	247	2237	72.2
Opponents		2035		775-1889	.410	163-478	.341	322-456	.706	388	769	1157	37.3	490	442	522	106	186	2035	65.6

Kentucky Averages

Games Played	Points/game	FG Pct	3FG Pct	FT Pct	Rebounds/game	Assists/game	Turnovers/game	Assist/Turnover ratio	Steals/game	Blocks/game
31	72.2	43.1	33.5	69.9	37.1	15.6	14.0	1.1	8.0	5.5

2021-22 GAME-BY-GAME STATISTICS OPPONENT

Opponent	Date	Score	W	Total		3-Pointers		Free throws		Rebounds										
				FG-FGA	PCT	3FG-3FGA	PCT	FT-FTA	PCT	OFF	DEF	TOT	AVG	PF	A	TO	BLK	STL	PTS	AVG
Presbyterian	11/09/2021	81-53	W	19-46	.413	3-14	.214	12-16	.750	8	23	31	31.0	19	11	25	0	5	53	53.0
North Ala.	11/11/2021	98-56	W	21-55	.382	8-24	.333	6-7	.857	9	18	27	29.0	17	13	21	0	2	56	54.5
at Indiana	11/14/2021	67-88	L	32-59	.542	6-11	.545	18-21	.857	11	29	40	32.7	18	18	14	3	5	88	65.7
Winthrop	11/21/2021	92-47	W	18-53	.340	6-19	.316	5-9	.556	9	23	32	32.5	12	11	28	2	5	47	61.0
La Salle	11/27/2021	74-52	W	19-65	.292	6-22	.273	8-10	.800	16	24	40	34.0	19	13	17	1	5	52	59.2
West Virginia	12/01/2021	83-60	W	23-62	.371	4-11	.364	10-16	.625	9	19	28	33.0	22	15	15	0	7	60	59.3
Merrimack	12/05/2021	90-56	W	22-57	.386	8-25	.320	4-5	.800	9	25	34	33.1	20	18	27	2	5	56	58.9
DePaul	12/09/2021	85-94	L	39-76	.513	7-22	.318	9-12	.750	19	27	46	34.8	22	25	20	2	7	94	63.3
at Louisville	12/12/2021	58-64	L	26-65	.400	4-13	.308	8-12	.667	13	24	37	35.0	18	9	13	6	10	64	63.3
USC Upstate	12/19/2021	67-44	W	19-48	.396	5-15	.333	1-3	.333	8	22	30	34.5	20	10	27	4	6	44	61.4
Georgia	01/06/2022	84-76	W	28-60	.467	2-10	.200	18-20	.900	12	26	38	34.8	14	15	19	4	8	76	62.7
at South Carolina	01/09/2022	54-74	L	31-69	.449	3-17	.176	9-12	.750	15	40	55	36.5	10	11	12	9	5	74	63.7
at Tennessee	01/16/2022	58-84	L	32-74	.432	10-20	.500	10-12	.833	21	29	50	37.5	11	19	18	2	9	84	65.2
Florida	01/20/2022	52-77	L	30-58	.517	7-15	.467	10-11	.909	12	36	48	38.3	18	18	22	9	5	77	66.1
Ole Miss	01/23/2022	54-63	L	25-65	.385	4-9	.444	9-12	.750	12	22	34	38.0	21	15	13	2	7	63	65.9
at Auburn	01/25/2022	67-55	W	18-54	.333	7-18	.389	12-16	.750	10	24	34	37.8	15	13	15	3	6	55	65.2
at Vanderbilt	01/27/2022	57-65	L	25-66	.379	7-17	.412	8-15	.533	17	19	36	37.6	10	13	14	1	11	65	65.2
at LSU	01/30/2022	69-78	L	28-64	.438	5-8	.625	17-24	.708	14	20	34	37.4	12	13	8	3	6	78	65.9
Texas A&M	02/06/2022	64-73	Lot	24-63	.381	9-22	.409	16-20	.800	5	30	35	37.3	17	17	15	7	7	73	66.3
South Carolina	02/10/2022	50-59	L	24-62	.387	1-9	.111	10-25	.400	20	26	46	37.8	15	15	17	8	7	59	65.9
at Alabama	02/13/2022	67-63	W	23-59	.390	4-19	.211	13-14	.929	11	31	42	38.0	13	6	18	6	7	63	65.8
Mississippi St.	02/15/2022	81-74	W	28-57	.491	11-26	.423	7-9	.778	7	24	31	37.6	19	20	16	3	4	74	66.1
Vanderbilt	02/17/2022	69-65	W	24-53	.453	4-13	.308	13-19	.684	14	17	31	37.3	18	18	18	3	12	65	66.1
at Arkansas	02/20/2022	78-55	W	20-57	.351	4-18	.222	11-21	.524	11	22	33	37.2	15	7	12	4	6	55	65.6
at Missouri	02/24/2022	78-63	W	24-56	.429	8-19	.421	7-8	.875	8	24	32	37.0	10	13	11	0	2	63	65.5
Auburn	02/27/2022	90-62	W	21-72	.292	2-9	.222	18-26	.692	27	22	49	37.4	15	9	15	2	4	62	65.4
vs Mississippi St.	03/03/2022	83-67	W	27-63	.429	3-10	.300	10-16	.625	5	20	25	37.0	11	15	14	3	10	67	65.4
vs LSU	03/04/2022	78-63	W	26-66	.394	3-10	.300	8-9	.889	11	24	35	36.9	13	15	13	3	2	63	65.4
vs Tennessee	03/05/2022	83-74	W	31-66	.470	3-8	.375	9-16	.563	17	26	43	37.1	17	22	13	7	3	74	65.7
vs South Carolina	03/06/2022	64-62	W	22-66	.333	6-15	.400	12-20	.600	22	22	44	37.3	12	16	13	5	2	62	65.5
vs Princeton	03/19/2022	62-69	L	26-53	.491	3-10	.300	14-20	.700	6	31	37	37.3	17	9	19	2	6	69	65.6
Total		2035		775-1889	.410	163-478	.341	322-456	.706	388	769	1157	37.3	490	442	522	106	186	2035	65.6
Kentucky		2237		849-1968	.431	181-541	.335	358-512	.699	392	759	1151	37.1	499	484	434	170	247	2237	72.2

Opponents Averages

Games Played	Points/game	FG Pct	3FG Pct	FT Pct	Rebounds/game	Assists/game	Turnovers/game	Assist/Turnover ratio	Steals/game	Blocks/game
31	65.6	41.0	34.1	70.6	37.3	14.3	16.8	0.8	6.0	3.4



DEPARTED SENIORS

#00 OLIVIA OWENS

A five-star center and one of the best post prospects in the nation coming out of high school ... Transferred to Kentucky after two seasons at Maryland where she sat out her sophomore season due to medical issues ... Was a decorated player in high school and should make an immediate impact on the team when eligible ... Received a waiver from the NCAA to play immediately in 2020-21.

2021-22 (Redshirt Junior)

Played in 28 games with nine starts for Kentucky ... Averaged 3.1 points and 3.0 rebounds per game ... Had 18 blocks during the season ... Got single-game career high in assists with two in game against North Alabama ... Earned single-game season high defensive rebounds and total rebounds amount at five and eight in game against USC Upstate ... Played key minutes against win over No. 1 South Carolina, recording three rebounds and hitting a layup.

2020-21 (Redshirt Sophomore)

Played in 25 games with five starts, averaging 4.4 points and 2.8 rebounds per game ... Scored 10 or more points twice during the year ... Led UK in rebounds three times and in blocks twice ... Made her Kentucky debut in season opener against Murray State, leading the team with nine rebounds and scoring seven points ... Scored a career-high 10 points against Marshall, going 4-of-6 from the field, grabbing five rebounds ... Flirted with a double-double against Wofford, scoring 10 points on 4-of-7 shooting, while also grabbing nine boards (four offensive, five defensive) and dishing out one assist ... Helped out off the bench against No. 10 Arkansas, recording nine points on 4-of-7 shooting ... Played a solid 10 minutes at Georgia, contributing two points, three rebounds and a steal ... Rallied six points, three rebounds and one steal in just five minutes of Kentucky's NCAA Tournament First Round win against Idaho State ... Also had six points against Iowa with two rebounds.

at Maryland

Joins the Wildcats after two seasons at Maryland, where she played in 16 games as a freshman before missing last season due to medical issues ... Performed well as a freshman hitting 55 percent from the field while recording a point in nine games and a rebound in nine games ... Best outing was in the Big 10 Championship game where she played six minutes and scored four points with four rebounds to lift the Terrapins to the title ... Had three rebounds and scored two points in Maryland's NCAA First Round win vs. Radford ... In her collegiate debut, she pulled down six rebounds with a steal and two points vs. Coppin State and followed with four points, three rebounds and a block vs. George Washington.

High School

Began her collegiate career as one of the best post prospects in the nation, ranking as a five-star recruit by ESPN.com, which also tabbed her the fifth-best post in the 2018 class and 34th-best player overall ... All-Star Girls Report ranked the 6-foot-4 post as the No. 26 overall player in the class after she was tabbed a Women's Basketball Coaches Association High School All-American Honorable Mention and McDonalds All-American Game nominee ... A star at Niskayuna High School as a USA Today All-New York First-Team honoree and was named the team's MVP her junior season after averaging 20.6 points and 12.3 rebounds ... As a senior she became only the second player in school history to score 1,000 career points while she also posted 42 points in a game, which set a conference record.

Personal

Place of Birth: Albany, N.Y. ... Parent(s): Javan and Vanessa Owens ... Siblings: Has four siblings Tara, Rashad, Daniel and Olivan ... Brother, Daniel played at Herkimer Community College ... Shooting Hand: Right ... Major: US Culture and Business Practices



SEASON	TEAM	GP-GS	MIN/AVG	Field Goals		3-Point		F-Throws		Rebounds				Scoring						
				FG-FGA	FG%	3FG-3FGA	3FG%	FT-FTA	FT%	OFF	DEF	TOT	AVG	PF-FO	A	TO	BLK	STL	PTS	AVG
2018-19	MD	16-0	67/4.2	11-20	.550	0-0	.000	2-5	.400	8	12	20	1.3	24-1	1	8	2	2	24	1.5
2020-21	UK	25-5	307/12.3	45-94	.479	0-3	.000	19-31	.613	19	50	69	2.8	48-1	5	36	4	3	109	4.4
2021-22	UK	28-9	370/13.2	38-97	.392	0-0	.000	11-23	.478	27	57	84	3.0	63-1	11	36	18	3	87	3.1
TOTAL FOR UK		53-14	678/12.8	83-191	.435	0-3	.000	30-54	.556	46	107	153	2.9	111-2	16	72	22	6	196	3.7
TOTAL		69-14	745/10.8	94-211	.445	0-3	.000	32-59	.542	54	119	173	2.5	135-3	17	80	24	8	220	3.2



DEPARTED SENIORS

#10 RHYNE HOWARD

Started her time in Lexington as a highly touted recruit from Bradley Central High School in Cleveland, Tenn., and has not disappointed ... Spent time in the summer of 2018 playing for USA Basketball's U18 National Team, helping USA win gold and was named the tournament's MVP ... Also won gold for the USA U19 team in the summer of 2019 ... Unanimous national freshman of the year in 2019 after making an immediate impact with her ability to score and incredible size at guard ... Was the 2018 Tennessee Gatorade Player of the Year and Tennessee Miss Basketball ... Howard's career is one of the best in program history ... In 114 career games, Howard hit at least one 3 in 99 games, posted 10 or more points in 102 career games, 15+ in 85 games, 20+ in 61 games, 25+ in 33 games and 30+ 10 games ... The guard led UK in scoring in 73 career games, in rebounding in 60 career games, in assists in 40 career games, in steals in 50 games and blocks in 45 career games ... She had 27 career double-doubles and one triple-double ... For her career, Howard scored 2,290 career points sitting second in UK history in points scored. Against Vanderbilt, Howard scored her 2,000 career points, becoming just the third Wildcat in school history – both men's and women's – to record 2,000 or more points in 100 games or less ... She joined Hall of Famers Dan Issel and Valerie Still in that category ... Howard ranks second in school history in career scoring average at 20.1, while she is second in field-goals made with 790, first in career 3s made with 284 and fourth in career 3-point field-goal percentage at 38.2 ... She is also fourth in UK history in steals per game at 2.298. ... Picked Kentucky over South Carolina and Purdue.

- 6x SEC Player of the Week
- 2x espnW National Player of the Week
- 2x Naismith Trophy National Player of the Week (2021, 2022)
- NCAA Starting 5 of the Week (2021)
- 8x SEC Freshman of the Week
- USBWA National Freshman of the Week
- SEC Player of the Year by league coaches (2020, 2021)
- SEC Freshman of the Year by league coaches (2019)
- All-SEC First Team by league coaches (2019, 2020, 2021, 2022)
- SEC All-Defensive Team (2020)
- All-SEC Second Team by Associated Press (2019)
- SEC All-Freshman Team by league coaches (2019)
- SEC Newcomer of the Year by Associated Press (2019)
- espnW National Freshman of the Year (2019)
- WBCA National Freshman of the Year (2019)
- USBWA National Freshman of the Year (2019)
- WBCA All-America Honorable Mention (2019, 2020)
- WBCA All-America First Team (2021, 2022)
- WBCA Wade Trophy Finalist (2021, 2022)
- Citizen Naismith Trophy Finalist Top 4 (2020, 2021)
- Citizen Naismith Trophy Semifinalist (2022)
- John R. Wooden Award National Ballot (2020, 2021, 2022)
- John R. Wooden Award All-American (2020, 2021, 2022)
- Cheryl Miller Award Finalist (2020, 2021, 2022)
- Associated Press All-America First Team (2020, 2021, 2022)
- USBWA All-America First-Team (2020, 2021, 2022)
- USBWA Ann Meyers Drysdale Award Finalist (2020, 2021)
- Dawn Staley Award Finalist (2020, 2021, 2022)
- Honda Sport Award Finalist (2021, 2022)
- Senior CLASS Award Finalist (2022)
- SEC Tournament MVP (2022)
- SEC All-Tournament Team (2020, 2021, 2022)

2021-22 (Senior)

Selected No. 1 overall in the 2022 WNBA Draft, becoming Kentucky women's basketball's first ever top selection ... Played and started in 31 games, averaging a team-lead 35.2 minutes per game ... Scored 20.5 ppg and recorded 7.4 rpg, dishing out 102 assists, and a team-lead 71 steals and 39 blocks ... Led UK in scoring 19 times, rebounding 15 times, assists 11 times, steals 19 times, blocks 14 times and has 10 season double-doubles ... She performed her best in Kentucky's 10 ranked matchups in 2021-22, scoring 21.2 ppg on 47.0 percent shooting from the field and 38.0 percent shooting from long range, adding 7.1 rpg, 3.3 apg, 2.1 spg and 1.4 bpg ... She concluded her Kentucky career with 2,290 points, sitting second in UK history in point scored ... Howard graduated from the program ranked second in school history in career scoring average at 20.1, second in field-goals made with 790, first in career 3s made with 284,

fourth in career 3-point field-goal percentage at 38.2 and fourth in UK history in steals per game at 2.298 ... Led for most assists and steals for Kentucky with seven assists and four steals in game vs. Presbyterian ... Earned 18th career double-double in game vs. North Alabama ... Recorded first career triple-double in game against Winthrop with 20 points, 10 rebounds and 10 assists ... Tied season-high single-game steals amount with six against USC Upstate ... Earned season-high in points with 30 in win over Georgia ... Led team in points and steals with 24 points and four steals in game against Tennessee ... Had her fourth double-double of the year vs. Ole Miss with 24 points and 10 rebounds ... After a 29-point, 9 rebound performance at Auburn, she has scored at least 24 points against every team in the SEC throughout her career ... Recorded a double-double with 25 points against Vanderbilt ... Against Vandy, she earned her 2,000th career point becoming the third player in program history with 2,000 points or more (A'dia Mathies, Valerie Still) ... Joined an exclusive club of Wildcats with Dan Issel and Valerie Still as the only players that have scored 2,000 career points in 100 games or less ... Hit five 3s with 29 total points and 10 rebounds for her ninth double-double of the season against Arkansas ... Scored 19 points with 12 rebounds at Mizzou ... Second all-time in Kentucky history – men's and women's – in career scoring ... Broke school record for 3-pointers in a game (eight), career 3-pointers scored (272), and points for a senior on Senior Day (32) against Auburn ... Shined at the SEC Tournament, helping Kentucky to its first tournament title in 40 years, being named the tournament's most valuable player after scoring 88 points in UK's four games at the event, marking the third most ever by a player in the tournament ... The guard had 14 points against Mississippi State in the second round of the event ... Then led Kentucky to an upset victory over No. 6 LSU in the quarterfinals, scoring 32 points with six 3-pointers ... Before scoring 24 points against No. 15 Tennessee with seven assists, nine rebounds and two 3s in the semifinals ... Then helped the Wildcats win the championship with a huge upset victory over No. 1 South Carolina, when she scored 18 points with four rebounds, two assists and two blocks.

2020-21 (Junior)

Played and started 24 games, averaging 20.7 points per game and 7.3 rebounds per game ... Hit 56 3-pointers during the year and shot 44.4 percent from the field overall ... Also led UK in assists with 91 and finished second in steals with 61 ... Was the only player in the nation this season to average over 20 points per game with at least 7.3 rebounds per game, 90 assists and 60 steals ... Showed she is an all-around player and not just a scorer, upping her rebounds per game, assists per game and steals per game average from both her freshman and sophomore seasons ... In 11 games against ranked opponents, she averaged 22.3 points per game, hitting 47.1 percent from the field and 39.7 percent from 3 with 6.7 rebounds per game and 3.0 assists per game ... Score 10 or more points in 21 games, 15 or more in 15 games, 20 or more in 12 games, 25 or more in seven games and 30 or more in four games – three against top-25 teams ... Hit three or more 3s in 10 games with six games of 10 or more rebounds and six double-doubles ... Led UK in scoring in 15 games, rebounding in 13 games, assists in 13 games, steals in seven games and blocks in 11 games ... Led all scorers against No. 13 Indiana, earning 22 points on 7-of-14 shooting and 3-of-6 from 3-point range, adding four rebounds, two assists and a steal ... Earned her first double-double of the season at DePaul, scoring 18 points (7-of-15 shooting) and grabbing 12 boards, also forcing five steals ... Helped Kentucky upset No. 10 Arkansas, earning a double-double on 24 points and 10 rebounds, also adding four assists ... Lit it up in the second half at then-No. 12 Mississippi State, scoring 25 points in the fourth quarter and overtime, before putting together a stat line that included 33 points, four 3-pointers, 10 rebounds and six assists for her second straight double-double against a top-12 team ... Became the first Kentucky player in school history to have at least 33 points, 10 rebounds and six assists against an SEC opponent and the first Kentucky player in school history to have at least 33 points and 10 rebounds in an SEC road game ... Led Kentucky with 22 points, six rebounds, and five assists, and added two steals, at then-No. 8 Texas A&M ... Scored 32 points (without a 3-pointer) against then-No. 5 South Carolina, while adding seven rebounds, three assists and two steals ... Returning to action after missing a game because of injury, scored 14 points, including 3-of-7 on 3-pointers, adding five rebounds, four assists and two steals at Auburn ... Led Kentucky in scoring (16 points), rebounds (eight) and assists (seven) against Alabama at Rupp Arena ... Earned fourth double-double of season vs. Missouri, scoring 22 points, grabbing 10 boards, dishing out three assists and recording one block ... Stuffed the stat sheet against Tennessee at Rupp Arena, recording eight points, seven rebounds, seven steals and six assists



DEPARTED SENIORS

... Recorded her third 30-point game this season at Florida, scoring 31 points on 12-of-20 shooting and 4-of-7 from the arc, adding nine rebounds, two steals and two assists ... Scored 27 points on 10-of-16 shooting and 4-of-4 from the arc at Georgia, adding four rebounds, four steals, two assists and one block ... Led Kentucky in points (21), rebounds (16), assists (5), steals (4) and blocks (1) vs. Ole Miss, earning her sixth double-double of the season ... Scored 27 points on 10-of-15 shooting against Florida in the second round of the SEC Tournament, adding nine rebounds, four assists and four steals ... Followed that up with 33 points against Georgia in the quarterfinals, adding five rebounds and three steals ... Led the team in scoring (14), rebounds (9), assists (5), steals (4) and blocks (1) in Kentucky's NCAA Tournament First Round win against Idaho State ... Had 28 points against Iowa in the second round, hitting five 3s with five rebounds, eight assists and six steals.

2019-20 (Sophomore)

One of the best seasons in program history, finishing second nationally with 23.4 points per game while leading UK with 6.5 rebounds per game and 3.1 3-pointers per game, which ranked top-10 nationally ... Scored 633 points during the season, which was fifth nationally and tied the fifth most in a season in program history ... Posted a new school record in 3-pointers hit during a season with 84 ... Scored 25 or more points in five straight games (UofL, Cal, South Carolina, Tennessee, Alabama) becoming the first player to accomplish that feat in program history ... First player in program history to score 37+ points in consecutive games and the first to hit seven or more 3s in consecutive games accomplishing both of those vs. Tennessee and at Alabama ... Scored 10+ in 25 games, 15+ in 21 games, 20+ in 21 games, 25+ in 13 games, 30+ in three games, 35+ in two games and 40+ in one game ... Made three or more 3s in 14 games with six double-doubles ... Led UK in scoring 22 times, in rebounding 14 times, in assists 10 times, in steals 15 times and in blocks 13 times ... In season opener against Mount St. Mary's, recorded a team-high 14 points, 11 rebounds, five assists and five steals, tabbing her sixth double-double of her career... Scored a game-high 24 points with five rebounds against Stetson, including 12 of UK's first 13 points in the first quarter... Howard recorded her second double-double of the season at Virginia, scoring 13 points, including 10 in the second half, and 11 rebounds... Posted 27 points against Grambling State, including recording four 3-pointers, added five rebounds and two assists... Scored 29 points against Austin Peay, adding seven rebounds and four steals... Scored 30 points against Samford on 11-of-19 shooting and 5-of-8 3FG, added six rebounds three assists and three steals... Scored a game-high 26 points against Louisville, including 20 points in the first half, added four rebounds... Scored a game-high 29 points at Cal, including 24 points in the second half, added five rebounds and three assists... Recorded a game-high 28 points at South Carolina and led UK with six rebounds, two assists and one block... Scored 37 points against Tennessee on 12-of-27 shooting, including seven 3-pointers, adding team highs with nine rebounds, five assists, three steals and two blocks... The 37 points is the most points a UK player has ever scored against Tennessee ... Scored a school-record tying 43 points at Alabama on 7-of-11 3FG and 14-of-21 FG, while also leading the team with six rebounds, five steals and two blocks... Logged her third double-double of the season with a game-high 24 points and 11 rebounds against Texas A&M... Scored a game-high 26 points at LSU, adding 12 rebounds and five steal ... Fractured her left pinky finger vs. Auburn and is out until mid-February... Returned to action at Arkansas after sitting out three games because of injury, scoring 20 points with three rebounds, two steals and two assists... Surpassed 1,000 career points vs. Mississippi State, recording a double-double on 26 points and 10 rebounds, as she became the second fastest to reach 1,000 points in program history ... Efficient at Ole Miss playing 25 minutes and scoring 21 points going 8-of-11 from the field with 7 boards and 5 steals... Scored a game-high 24 points vs. South Carolina, adding 11 points for her sixth double-double this season... Scored a game-high 25 points vs. Georgia, including hitting 4-of-6 from the arc... Scored a game-high 26 points at Vanderbilt, including hitting 5-of-11 from long range, adding six rebounds... Howard scored a game-high 24 points against Tennessee in the SEC Tournament quarterfinals, going 8-of-15 from the field and 5-of-8

from the arc, adding eight rebounds, four assists, three steals and one block... Scored 26 points vs. Mississippi State in the SEC Tournament semifinals, added seven rebounds.

2018-19 (Freshman)

Unanimous national freshman of the year after one of the best rookie seasons in program history ... Averaged a team-best 16.4 points and 6.6 rebounds per game while she ranked second with 74 3s made and 68 steals and third with 75 assists and 22 blocks ... Earned countless honors during the year, including setting the school and league record for most SEC Freshman of the Week honors in a season ... put herself in elite company this season as she is only the second freshman in program history to lead the Wildcats in scoring and rebounding as a rookie, joining UK All-American Valerie Still ... Scored in double figures in 26 games with 20 or more points in 10 games and five double-doubles while she was the only freshman in the country with 500+ points, 70+ 3s, 75+ assists and 65+ steals ... Ranked third among freshmen nationally in points and points per game ... All over nearly every UK freshman single-season record, sitting second in points, second in points per game, fourth in rebounds per game, first in 3-pointers made, third in 3-point field goal percentage, third in steals, second in double-figure scoring games and fifth in double-figure rebounding games ... The first UK freshman in the Matthew Mitchell era to score at least 10 points in each of her first 10 games ... Had a four-game stretch of scoring 17+ points with 19 points and five 3s against Auburn before 23 points and four 3s vs. Alabama ... Followed with 18 points and 14 rebounds against Arkansas, hitting the game-winning shot with 1.3 second left and then getting a steal to clinch the win ... Had 17 points with four rebounds and three steals in Kentucky's win at top-15 ranked South Carolina ... Against Missouri in the SEC Tournament, scored 21 points after halftime to charge a UK comeback finishing the game with 11 made field goals and 25 points ... In season opener vs. Alabama State scored 15 points which was fifth most by a player in their varsity debut in program history ... Led the team with 29 points vs. Southern, the first time a freshman scored as many since 2014, while she went 7-of-11 from 3, which tied program leader Sara Potts for most 3s scored in a game ... Played key role in Paradise Jam, earned MVP of the Island Division... Played 23 minutes vs. USF, led UK with 18 points on 7-of-11 shooting, including two 3s while she played 39 minutes vs. UCLA with 20 points, seven rebounds, six steals ... In final game of the Paradise Jam vs. UNC, led UK with 25 points, including 4-of-6 from long range, 12 rebounds, which marked her first career double-double ... Had five double-doubles on the year ... Played 38 minutes at Louisville, led UK in scoring, rebounds and assists, with 25, 10 and six, respectively ... Hit three 3s and scored 15 points in her first NCAA Tournament game vs. Princeton leading UK with five rebounds and had four assists ... Led UK with 21 points at NC State in the NCAA Second Round, 15 of her 21 points were recorded in the first half with seven rebounds and three steals to lead the team in both.



SEASON	TEAM	GP-GS	MIN/AVG	Field Goals		3-Point		F-Throws		Rebounds				Scoring						
				FG-FGA	FG%	3FG-3FGA	3FG%	FT-FTA	FT%	OFF	DEF	TOT	AVG	PF-FO	A	TO	BLK	STL	PTS	AVG
2018-19	UK	32-32	990/30.9	190-426	.446	74-191	.387	71-105	.676	81	131	212	6.6	86-2	75	78	22	68	525	16.4
2019-20	UK	27-27	844/31.2	212-490	.433	84-220	.382	125-158	.791	63	112	175	6.5	68-0	66	60	29	62	633	23.4
2020-21	UK	24-24	835/34.8	173-390	.444	56-150	.373	95-122	.779	59	115	174	7.3	63-0	91	51	19	61	497	20.7
2021-22	UK	31-31	1090/35.2	215-488	.441	70-183	.383	135-167	.808	63	165	228	7.4	77-0	102	57	39	71	635	20.5
TOTAL		114-114	3759/33.0	790-1794	.440	284-744	.382	426-552	.772	266	523	789	6.9	294-2	334	246	109	262	2290	20.1



2021-22 GAME REVIEWS

1 #13 KENTUCKY 81, PRESBYTERIAN 53 - FINAL

Nov. 09, 2021 • Lexington, Ky. (Memorial Coliseum)

Official Basketball Box Score - Final Presbyterian at Kentucky 11/09/21 Memorial Coliseum, Lexington Game Duration: 1:30 Attendance: 3,507												
Officiate: Beverly Roberts, Demita Williams, Eric Baker												
Record: 0-1												
NO. Name	Min	FG	3P	FT	Rebounds	Fouls	TP	AS	TS	Blocks	ST	Blocks
		M/A	M/A	M/A	OR	DR	OR	DR	OR	DR	OR	DR
22. Tonia Carter	22:33	3/11	2/4	1/2	1	2	1	2	0	0	0	0
32. Jade Compton	20:12	3/6	0/2	2/2	1	3	1	1	1	0	0	0
00. Malika Brannon	07:43	1/2	0/0	2/2	2	2	0	0	0	0	0	0
14. Tanya Johnson	24:34	3/10	3/6	3/6	0	3	0	0	0	0	0	0
34. Nyah Willis	03:21	2/5	0/1	3/4	0	4	2	2	3	1	2	1
11. Halle	15:21	2/3	0/0	1/2	2	2	2	2	0	0	0	0
30. Georgia Stockton	14:46	1/2	0/0	0/0	0	0	0	0	0	0	0	0
12. Latasha Madden	19:25	2/4	0/0	0/0	0	0	0	0	0	0	0	0
15. Paige Kridpath	05:24	2/1	0/0	0/0	1	1	1	1	0	0	0	0
35. Alexis Kopsch	05:24	0/2	0/0	0/0	1	1	1	1	0	0	0	0
21. Katelyn Brown	01:40	0/0	0/0	0/0	0	0	0	0	0	0	0	0
11. Sabrina Belajust	01:25	0/0	0/0	0/0	0	1	1	0	0	0	0	0
11. Sabrina Stevens	00:59	0/0	0/0	0/0	0	1	1	0	0	0	0	0
Team		19-46	9-14	12-16	8	23	11	13	13	5	1	2
Totals		19-46	9-14	12-16	8	23	11	13	13	5	1	2

Official Basketball Box Score - Final Kentucky at Indiana 11/09/21 Memorial Coliseum, Lexington Game Duration: 1:30 Attendance: 3,444												
Officiate: Karen Peadar, Eric Brown, Christopher Scaudo												
Record: 0-1												
NO. Name	Min	FG	3P	FT	Rebounds	Fouls	TP	AS	TS	Blocks	ST	Blocks
		M/A	M/A	M/A	OR	DR	OR	DR	OR	DR	OR	DR
11. Claudia Bridges	31:56	4-8	1-3	0-0	1	1	1	1	0	2	4	0
11. Robyn Benton	32:50	2-8	1-4	0-0	2	2	4	1	0	2	3	1
4. Macy Lee	30:00	2-14	3-7	4-2	9	11	6	21	1	4	0	1
15. Alexis Collins	28:58	1-7	1-3	0-0	0	3	0	3	0	1	0	1
22. Patricia Jaworska	24:41	4-6	2-3	0-0	2	3	2	3	2	0	0	1
13. Julia Strachan	12:40	0-4	0-3	0-0	2	1	2	1	0	0	0	0
24. Hira Suzuki	18:56	2-3	0-0	0-0	1	1	1	1	0	0	0	0
20. Olivia Owens	09:27	0-0	0-0	0-0	0	0	0	0	0	0	0	0
23. Reagan Hune	10:15	1-5	0-2	0-0	1	1	2	1	0	0	0	0
5. Julia Stone	03:52	0-0	0-0	0-0	0	0	0	0	0	0	0	0
Team		21-55	8-24	9-16	27	17	13	50	21	2	6	4
Totals		21-55	8-24	9-16	27	17	13	50	21	2	6	4

Official Basketball Box Score - Final Kentucky at Indiana 11/09/21 Memorial Coliseum, Lexington Game Duration: 1:30 Attendance: 3,444												
Officiate: Karen Peadar, Eric Brown, Christopher Scaudo												
Record: 0-1												
NO. Name	Min	FG	3P	FT	Rebounds	Fouls	TP	AS	TS	Blocks	ST	Blocks
		M/A	M/A	M/A	OR	DR	OR	DR	OR	DR	OR	DR
11. Claudia Bridges	31:56	4-8	1-3	0-0	1	1	1	1	0	2	4	0
11. Robyn Benton	32:50	2-8	1-4	0-0	2	2	4	1	0	2	3	1
4. Macy Lee	30:00	2-14	3-7	4-2	9	11	6	21	1	4	0	1
15. Alexis Collins	28:58	1-7	1-3	0-0	0	3	0	3	0	1	0	1
22. Patricia Jaworska	24:41	4-6	2-3	0-0	2	3	2	3	2	0	0	1
13. Julia Strachan	12:40	0-4	0-3	0-0	2	1	2	1	0	0	0	0
24. Hira Suzuki	18:56	2-3	0-0	0-0	1	1	1	1	0	0	0	0
20. Olivia Owens	09:27	0-0	0-0	0-0	0	0	0	0	0	0	0	0
23. Reagan Hune	10:15	1-5	0-2	0-0	1	1	2	1	0	0	0	0
5. Julia Stone	03:52	0-0	0-0	0-0	0	0	0	0	0	0	0	0
Team		21-55	8-24	9-16	27	17	13	50	21	2	6	4
Totals		21-55	8-24	9-16	27	17	13	50	21	2	6	4

Official Basketball Box Score - Final Kentucky at Indiana 11/09/21 Memorial Coliseum, Lexington Game Duration: 1:30 Attendance: 3,444												
Officiate: Karen Peadar, Eric Brown, Christopher Scaudo												
Record: 0-1												
NO. Name	Min	FG	3P	FT	Rebounds	Fouls	TP	AS	TS	Blocks	ST	Blocks
		M/A	M/A	M/A	OR	DR	OR	DR	OR	DR	OR	DR
11. Claudia Bridges	31:56	4-8	1-3	0-0	1	1	1	1	0	2	4	0
11. Robyn Benton	32:50	2-8	1-4	0-0	2	2	4	1	0	2	3	1
4. Macy Lee	30:00	2-14	3-7	4-2	9	11	6	21	1	4	0	1
15. Alexis Collins	28:58	1-7	1-3	0-0	0	3	0	3	0	1	0	1
22. Patricia Jaworska	24:41	4-6	2-3	0-0	2	3	2	3	2	0	0	1
13. Julia Strachan	12:40	0-4	0-3	0-0	2	1	2	1	0	0	0	0
24. Hira Suzuki	18:56	2-3	0-0	0-0	1	1	1	1	0	0	0	0
20. Olivia Owens	09:27	0-0	0-0	0-0	0	0	0	0	0	0	0	0
23. Reagan Hune	10:15	1-5	0-2	0-0	1	1	2	1	0	0	0	0
5. Julia Stone	03:52	0-0	0-0	0-0	0	0	0	0	0	0	0	0
Team		21-55	8-24	9-16	27	17	13	50	21	2	6	4
Totals		21-55	8-24	9-16	27	17	13	50	21	2	6	4

Official Basketball Box Score - Final Kentucky at Indiana 11/09/21 Memorial Coliseum, Lexington Game Duration: 1:30 Attendance: 3,444												
Officiate: Karen Peadar, Eric Brown, Christopher Scaudo												
Record: 0-1												
NO. Name	Min	FG	3P	FT	Rebounds	Fouls	TP	AS	TS	Blocks	ST	Blocks
		M/A	M/A	M/A	OR	DR	OR	DR	OR	DR	OR	DR
11. Claudia Bridges	31:56	4-8	1-3	0-0	1	1	1	1	0	2	4	0
11. Robyn Benton	32:50	2-8	1-4	0-0	2	2	4	1	0	2	3	1
4. Macy Lee	30:00	2-14	3-7	4-2	9	11	6	21	1	4	0	1
15. Alexis Collins	28:58	1-7	1-3	0-0	0	3	0	3	0	1	0	1
22. Patricia Jaworska	24:41	4-6	2-3	0-0	2	3	2	3	2	0	0	1
13. Julia Strachan	12:40	0-4	0-3	0-0	2	1	2	1	0	0	0	0
24. Hira Suzuki	18:56	2-3	0-0	0-0	1	1	1	1	0	0	0	0
20. Olivia Owens	09:27	0-0	0-0	0-0	0	0	0	0	0	0	0	0
23. Reagan Hune	10:15	1-5	0-2	0-0	1	1	2	1	0	0	0	0
5. Julia Stone	03:52	0-0	0-0	0-0	0	0	0	0	0	0	0	0
Team		21-55	8-24	9-16	27	17	13	50	21	2	6	4
Totals		21-55	8-24	9-16	27	17	13	50	21	2	6	4

Official Basketball Box Score - Final Kentucky at Indiana 11/09/21 Memorial Coliseum, Lexington Game Duration: 1:30 Attendance: 3,444												
Officiate: Karen Peadar, Eric Brown, Christopher Scaudo												
Record: 0-1												
NO. Name	Min	FG	3P	FT	Rebounds	Fouls	TP	AS	TS	Blocks	ST	Blocks
		M/A	M/A	M/A	OR	DR	OR	DR	OR	DR	OR	DR
11. Claudia Bridges	31:56	4-8	1-3	0-0	1	1	1	1	0	2	4	0
11. Robyn Benton	32:50	2-8	1-4	0-0	2	2	4	1	0	2	3	1
4. Macy Lee	30:00	2-14	3-7	4-2	9	11	6	21	1	4	0	1
15. Alexis Collins	28:58	1-7	1-3	0-0	0	3	0	3	0	1	0	1
22. Patricia Jaworska	24:41	4-6	2-3	0-0	2	3	2	3	2	0	0	1
13. Julia Strachan	12:40	0-4	0-3	0-0	2	1	2	1	0	0	0	0
24. Hira Suzuki	18:56	2-3	0-0	0-0	1	1	1	1	0	0	0	0
20. Olivia Owens	09:27	0-0	0-0	0-0	0	0	0	0	0	0	0	0
23. Reagan Hune	10:15	1-5	0-2	0-0	1	1	2	1	0	0	0	0
5. Julia Stone	03:52	0-0	0-0	0-0	0	0	0	0	0	0	0	0
Team		21-55	8-24	9-16	27	17	13	50	21	2	6	4
Totals		21-55	8-24	9-16	27	17	13	50	21	2	6	4

Official Basketball Box Score - Final Kentucky at Indiana 11/09/21 Memorial Coliseum, Lexington Game Duration: 1:30 Attendance: 3,444												
Officiate: Karen Peadar, Eric Brown, Christopher Scaudo												
Record: 0-1												
NO. Name	Min	FG	3P	FT	Rebounds	Fouls	TP	AS	TS	Blocks	ST	Blocks
		M/A	M/A	M/A	OR	DR	OR	DR	OR	DR	OR	DR
11. Claudia Bridges	31:56	4-8	1-3	0-0	1	1	1	1	0	2	4	0
11. Robyn Benton	32:50	2-8	1-4	0-0	2	2	4	1	0	2	3	1
4. Macy Lee	30:00	2-14	3-7	4-2	9	11	6	21	1	4	0	1
15. Alexis Collins	28:58	1-7	1-3	0-0	0	3	0	3	0	1	0	1
22. Patricia Jaworska	24:41	4-6	2-3	0-0	2	3	2	3	2	0	0	1
13. Julia Strachan	12:40	0-4	0-3	0-0	2	1	2	1	0	0	0	0
24. Hira Suzuki	18:56	2-3	0-0	0-0	1	1	1	1	0	0	0	0
20. Olivia Owens	09:27	0-0	0-0	0-0	0	0	0	0	0	0	0	0
23. Reagan Hune	10:15	1-5	0-2	0-0	1	1	2	1	0	0	0	0
5. Julia Stone	03:52											

2021-22 GAME REVIEWS

10 #19 Kentucky 67, USC UPSTATE 44 - FINAL

Dec. 19, 2021 • Lexington, Ky. (Memorial Coliseum)

Kentucky at Kentucky											
Record: 8-2 (4-2)											
NO.	NAME	MIN	FG	3P	FT	Rebounds	Fouls	TP	AS	ST	Blocks
			M/A	M/A	M/A	OR	DR	TO			BS
34	Colby Edwards	15:30	1/4	0/0	2/2	4	2	1	3	0	2
0	Dakota McCaughan	5:50	1/1	0/0	1/1	5	3	0	4	2	0
12	Jada Logan	35:56	5/5	0/0	1/1	6	7	2	6	1	0
21	Tarah Harness	35:39	4/8	3/6	0/0	2	2	4	2	1	1
35	Chelsea Watson	6:38	0/0	0/0	1/1	2	1	0	2	0	0
11	Jada Walker	32:42	2/10	0/0	1/1	2	3	4	13	3	4
21	Danisha Wilson	31:38	5/8	0/0	1/1	2	3	4	11	5	1
24	Marquana Boston	15:02	2/4	0/0	2/2	4	2	0	7	1	2
33	AC Markham	04:39	0/1	0/0	0/0	0	0	0	0	0	0
3	Talia Davis	12:23	2/4	0/0	2/2	3	1	1	0	0	1
Team			19-48	5-15	13-22	22	30	11	44	10	27
Totals			67	11	12	44	10	27	6	4	6

11 #21 Kentucky 84, #15 Georgia 76 - FINAL

Jan. 6, 2022 • Lexington, Ky. (Memorial Coliseum)

Kentucky at Georgia											
Record: 12-13 (5-7)											
NO.	NAME	MIN	FG	3P	FT	Rebounds	Fouls	TP	AS	ST	Blocks
			M/A	M/A	M/A	OR	DR	TO			BS
34	Colby Edwards	17:50	0/3	0/0	1/2	2	6	9	1	2	1
14	Jenna Stall	06:20	1/17	0/2	8/8	1	7	8	2	6	1
3	Sarah Ashlee Barker	30:00	3/8	2/5	0/0	1	6	7	3	1	0
4	Mikayla Scrimgeour	06:09	4/7	0/1	6/6	1	2	3	2	1	0
23	Cole Morrison	03:54	4/9	0/1	6/6	1	2	3	5	1	0
35	Jaylan Johnson	18:44	4/7	0/0	2/2	3	3	0	0	0	0
1	Chloe Chapman	03:09	1/1	0/0	0/0	1	1	0	0	0	0
53	Allan Hollingshead	08:45	1/2	0/0	0/0	0	0	0	0	0	0
21	Regan Richardson	10:37	3/6	0/2	0/0	3	2	1	0	0	1
Team			29-60	10-18	12-26	38	14	17	16	15	19
Totals			84	14	17	65	15	19	8	4	7

12 #21 Kentucky 54, #1 South Carolina 74 - FINAL

Jan. 9, 2022 • Columbia, S.C. (Colonial Life Arena)

Kentucky at South Carolina											
Record: 8-4 (0-4)											
NO.	NAME	MIN	FG	3P	FT	Rebounds	Fouls	TP	AS	ST	Blocks
			M/A	M/A	M/A	OR	DR	TO			BS
44	Drayana Edwards	27:03	4/23	2/4	0/0	1	1	1	1	1	1
3	Jasmine Massengill	35:41	4/7	2/2	0/0	1	6	7	1	1	0
10	Rhyne Howard	37:13	2/4	0/3	5/8	2	6	2	9	6	1
11	Jada Walker	34:46	0/1	0/0	2/2	4	1	1	1	0	2
12	Treasure Hunt	36:12	4/10	2/5	0/0	4	4	2	0	1	1
1	Robin Benton	27:50	1/3	0/1	1/3	4	1	1	1	0	2
11	Olivia Owens	20:16	2/7	0/0	0/2	1	0	2	4	1	2
21	Nyah Leverette	02:59	0/0	0/0	0/0	1	0	0	0	0	0
Team			21-71	7-18	11-24	27	10	24	11	13	5
Totals			54	9	11	54	10	24	11	13	5

Kentucky at USC											
Record: 7-3											
NO.	NAME	MIN	FG	3P	FT	Rebounds	Fouls	TP	AS	ST	Blocks
			M/A	M/A	M/A	OR	DR	TO			BS
44	Drayana Edwards	31:41	5/11	1/1	0/0	6	13	11	1	4	4
3	Jasmine Massengill	31:38	4/7	0/2	3/4	1	1	1	1	1	0
11	Jada Walker	32:42	0/10	0/0	2/2	3	3	4	13	3	4
12	Treasure Hunt	31:38	2/10	0/0	1/1	3	1	1	1	1	1
00	Olivia Owens	20:06	3/8	0/0	3/5	8	8	2	7	1	0
21	Nyah Leverette	08:19	0/1	0/0	2/4	2	2	2	0	0	0
34	Kristen Greenleaf-Gill	03:26	0/1	0/0	1/2	1	1	0	0	0	1
Team			25-62	9-12	14-20	27	23	10	67	19	14
Totals			67	11	14	6	4	23			

Kentucky at Georgia											
Record: 8-3 (4-0)											
NO.	NAME	MIN	FG	3P	FT	Rebounds	Fouls	TP	AS	ST	Blocks
			M/A	M/A	M/A	OR	DR	TO			BS
44	Drayana Edwards	27:03	7/12	2/2	0/0	6	6	4	2	1	7
3	Jasmine Massengill	35:39	3/8	1/3	0/2	1	3	4	1	1	0
11	Jada Walker	32:42	0/10	0/0	2/2	3	3	4	13	3	4
12	Treasure Hunt	31:38	2/10	0/0	1/1	3	1	1	1	1	1
00	Olivia Owens	20:06	3/8	0/0	3/5	8	8	2	7	1	0
21	Nyah Leverette	08:19	0/1	0/0	2/4	2	2	2	0	0	0
34	Kristen Greenleaf-Gill	03:26	0/1	0/0	1/2	1	1	0	0	0	1
Team			25-62	9-12	14-20	27	23	10	67	19	14
Totals			67	11	14	6	4	23			

South Carolina at Kentucky											
Record: 15-1 (8-3)											
NO.	NAME	MIN	FG	3P	FT	Rebounds	Fouls	TP	AS	ST	Blocks
			M/A	M/A	M/A	OR	DR	TO			BS
4	Alysh Boston	28:23	9/12	0/1	0/0	1	14	5	0	1	0
5	Victoria Austin	20:48	4/7	0/0	4/4	5	4	2	4	2	1
11	Jada Walker	32:42	0/10	0/0	2/2	3	3	4	13	3	4
3	Danisha Henderson	30:41	4/13	1/2	1/3	4	0	1	10	4	2
12	Brea Bell	17:07	0/3	0/0	1/3	4	2	0	1	0	0
23	Donnetta Johnson	22:53	2/7	0/0	3/3	1	0	3	1	1	0
24	Lelle Grissitt	18:49	0/1	0/0	2/4	1	0	1	2	2	0
2	Elysa Russell	09:32	1/2	0/0	0/0	0	0	0	0	0	0
0	Shavina Austin	11:46	2/5	0/0	4/4	2	6	5	4	2	1
44	Sariya Rivers	14:23	1/4	0/0	0/0	2	1	0	2	0	0
20	Sana Feagins	06:11	0/0	0/0	0/0	0	0	0	0	0	0
11	Destiny Johnson	02:54	0/0	0/0	0/0	0	0	0	0	0	0
32	Elysa Woskiec	02:03	0/0	0/0	0/0	0	0	0	0	0	0
Team			31-69	5-17	9-12	15	45	10	74	11	2
Totals			74	11	13	5	20				

USC at Kentucky											
Record: 11-1 (6-0)											
NO.	NAME	MIN	FG	3P	FT	Rebounds	Fouls	TP	AS	ST	Blocks
			M/A	M/A	M/A	OR	DR	TO			BS
11	Rhyne Howard	35:39	3/13	0/3	5/8	4	3	4	3	6	4
12	Treasure Hunt	31:38	2/10	0/0	1/1	3	1	1	1	1	1
11	Jada Walker	32:42	0/10	0/0	2/2	3	3	4	13	3	4
00	Olivia Owens	20:06	3/8	0/0	3/5	8	8	2	7	1	0
21	Nyah Leverette	08:19	0/1	0/0	2/4	2	2	2	0	0	0
34	Kristen Greenleaf-Gill	03:26	0/1	0/0	1/2	1	1	0	0	0	1
Team			25-62	9-12	14-20	27	23	10	67	19	14
Totals			67	11	14	6	4	23			

Kentucky at Georgia											
Record: 8-3 (4-0)											
NO.	NAME	MIN	FG	3P	FT	Rebounds	Fouls	TP	AS	ST	Blocks
			M/A	M/A	M/A	OR	DR	TO			BS
44	Drayana Edwards	27:03	7/12	2/2	0/0	6	6	4	2	1	7
3	Jasmine Massengill	35:39	3/8	1/3	0/2	1	3	4	1	1	0
11	Jada Walker	32:42	0/10	0/0	2/2	3	3	4	13	3	4
12	Treasure Hunt	31:38	2/10	0/0	1/1	3	1	1	1	1	1
00	Olivia Owens	20:06	3/8	0/0	3/5	8	8	2	7	1	0
21	Nyah Leverette	08:19	0/1	0/0	2/4	2	2	2	0	0	0
34	Kristen Greenleaf-Gill	03:26	0/1	0/0	1/2	1	1	0	0	0	1
Team			25-62	9-12	14-20	27	23	10	67	19	14
Totals			67	11	14	6	4	23			

Kentucky at Kentucky											
Record: 15-1 (8-3)											
NO.	NAME	MIN	FG	3P	FT	Rebounds	Fouls	TP	AS	ST	Blocks
			M/A	M/A	M/A	OR	DR	TO			BS
11	Rhyne Howard	35:39	3/13	0/3	5/8	4	3	4	3	6	4
12	Treasure Hunt	31:38	2/10	0/0	1/1	3	1	1	1	1	1
11	Jada Walker	32:42	0/10	0/0	2/2	3	3	4	13	3	4
00	Olivia Owens	20:06	3/8	0/0	3/5	8	8	2	7	1	0
21	Nyah Leverette	08:19	0/1	0/0	2/4	2	2	2	0	0	0
34	Kristen Greenleaf-Gill	03:26	0/1	0/0	1/2	1	1	0	0	0	1
Team			25-62	9-12	14-20	27	23	10	67	19	14
Totals			67	11	14	6	4	23			

13 #19 Kentucky 58, TENNESSEE 84 - FINAL

Jan. 16, 2022 • Knoxville, Tenn. (Thompson-Boiling Arena)



2021-22 GAME REVIEWS

19 KENTUCKY 64, TEXAS A&M 73 - FINAL/OT

Feb. 6, 2022 • Lexington, Ky. (Memorial Coliseum)

Kentucky		Texas A&M	
NO. Name	FG	3P	FT
30 Olivia Owens	5/11	2/4	2/2
3 Jazmine Massingill	4/14	1/4	2/2
10 Rhynne Howard	3/11	1/4	2/2
11 Jada Walker	3/11	1/4	2/2
12 Treasure Hunt	3/11	1/4	2/2
44 Drivana Edwards	3/11	1/4	2/2
21 Nyah Leverette	3/11	1/4	2/2
34 Emma King	3/11	1/4	2/2
1 Robyn Benton	3/11	1/4	2/2
Team	24/60	10/32	16/20

Texas A&M		UK	
NO. Name	FG	3P	FT
22 Charlotte Koff	11/23	3/10	11/13
0 Anastasia Hayes	8/27	4/11	9/10
11 Jada Walker	5/19	1/4	2/2
12 Treasure Hunt	3/11	1/4	2/2
21 Nyah Leverette	3/11	1/4	2/2
34 Emma King	3/11	1/4	2/2
1 Robyn Benton	3/11	1/4	2/2
Team	38/83	13/34	35/43

Points from		Period by Period Scoring	
Turnovers	UK	1st	2nd
18 (47.5%)	10 (14.3%)	10	10
10 (25.0%)	10 (14.3%)	10	10
10 (25.0%)	10 (14.3%)	10	10
10 (25.0%)	10 (14.3%)	10	10

20 KENTUCKY 50, #1 SOUTH CAROLINA 59 - FINAL

Feb. 10, 2021 • Lexington, Ky. (Memorial Coliseum)

Kentucky		South Carolina	
NO. Name	FG	3P	FT
30 Olivia Owens	1/4	0/0	0/0
3 Jazmine Massingill	1/4	0/0	0/0
10 Rhynne Howard	1/4	0/0	0/0
11 Jada Walker	1/4	0/0	0/0
12 Treasure Hunt	1/4	0/0	0/0
44 Drivana Edwards	1/4	0/0	0/0
21 Nyah Leverette	1/4	0/0	0/0
34 Emma King	1/4	0/0	0/0
1 Robyn Benton	1/4	0/0	0/0
Team	10/40	3/12	10/15

South Carolina		Kentucky	
NO. Name	FG	3P	FT
30 Olivia Owens	1/4	0/0	0/0
3 Jazmine Massingill	1/4	0/0	0/0
10 Rhynne Howard	1/4	0/0	0/0
11 Jada Walker	1/4	0/0	0/0
12 Treasure Hunt	1/4	0/0	0/0
44 Drivana Edwards	1/4	0/0	0/0
21 Nyah Leverette	1/4	0/0	0/0
34 Emma King	1/4	0/0	0/0
1 Robyn Benton	1/4	0/0	0/0
Team	10/40	3/12	10/15

Points from		Period by Period Scoring	
Turnovers	UK	1st	2nd
18 (45.0%)	10 (14.3%)	10	10
10 (25.0%)	10 (14.3%)	10	10
10 (25.0%)	10 (14.3%)	10	10
10 (25.0%)	10 (14.3%)	10	10

21 KENTUCKY 67, ALABAMA 63 - FINAL

Feb. 13, 2021 • Tuscaloosa, Ala. (Coleman Coliseum)

Kentucky		Alabama	
NO. Name	FG	3P	FT
30 Olivia Owens	5/11	2/4	2/2
3 Jazmine Massingill	4/14	1/4	2/2
10 Rhynne Howard	3/11	1/4	2/2
11 Jada Walker	3/11	1/4	2/2
12 Treasure Hunt	3/11	1/4	2/2
44 Drivana Edwards	3/11	1/4	2/2
21 Nyah Leverette	3/11	1/4	2/2
34 Emma King	3/11	1/4	2/2
1 Robyn Benton	3/11	1/4	2/2
Team	28/72	10/32	16/20

Alabama		Kentucky	
NO. Name	FG	3P	FT
22 Charlotte Koff	11/23	3/10	11/13
0 Anastasia Hayes	8/27	4/11	9/10
11 Jada Walker	5/19	1/4	2/2
12 Treasure Hunt	3/11	1/4	2/2
21 Nyah Leverette	3/11	1/4	2/2
34 Emma King	3/11	1/4	2/2
1 Robyn Benton	3/11	1/4	2/2
Team	38/83	13/34	35/43

Points from		Period by Period Scoring	
Turnovers	UK	1st	2nd
18 (45.0%)	10 (14.3%)	10	10
10 (25.0%)	10 (14.3%)	10	10
10 (25.0%)	10 (14.3%)	10	10
10 (25.0%)	10 (14.3%)	10	10

22 KENTUCKY 81, MISSISSIPPI STATE 74 - FINAL

Feb. 15, 2022 • Lexington, Ky. (Memorial Coliseum)

Kentucky		Mississippi State	
NO. Name	FG	3P	FT
30 Olivia Owens	5/11	2/4	2/2
3 Jazmine Massingill	4/14	1/4	2/2
10 Rhynne Howard	3/11	1/4	2/2
11 Jada Walker	3/11	1/4	2/2
12 Treasure Hunt	3/11	1/4	2/2
44 Drivana Edwards	3/11	1/4	2/2
21 Nyah Leverette	3/11	1/4	2/2
34 Emma King	3/11	1/4	2/2
1 Robyn Benton	3/11	1/4	2/2
Team	28/71	10/32	16/20

Mississippi State		Kentucky	
NO. Name	FG	3P	FT
22 Charlotte Koff	11/23	3/10	11/13
0 Anastasia Hayes	8/27	4/11	9/10
11 Jada Walker	5/19	1/4	2/2
12 Treasure Hunt	3/11	1/4	2/2
21 Nyah Leverette	3/11	1/4	2/2
34 Emma King	3/11	1/4	2/2
1 Robyn Benton	3/11	1/4	2/2
Team	38/83	13/34	35/43

Points from		Period by Period Scoring	
Turnovers	UK	1st	2nd
18 (45.0%)	10 (14.3%)	10	10
10 (25.0%)	10 (14.3%)	10	10
10 (25.0%)	10 (14.3%)	10	10
10 (25.0%)	10 (14.3%)	10	10

23 KENTUCKY 69, VANDERBILT 65 - FINAL

Feb. 17, 2022 • Lexington, Ky. (Memorial Coliseum)

Kentucky		Vanderbilt	
NO. Name	FG	3P	FT
30 Olivia Owens	5/11	2/4	2/2
3 Jazmine Massingill	4/14	1/4	2/2
10 Rhynne Howard	3/11	1/4	2/2
11 Jada Walker	3/11	1/4	2/2
12 Treasure Hunt	3/11	1/4	2/2
44 Drivana Edwards	3/11	1/4	2/2
21 Nyah Leverette	3/11	1/4	2/2
34 Emma King	3/11	1/4	2/2
1 Robyn Benton	3/11	1/4	2/2
Team	28/71	10/32	16/20

Vanderbilt		Kentucky	
NO. Name	FG	3P	FT
22 Charlotte Koff	11/23	3/10	11/13
0 Anastasia Hayes	8/27	4/11	9/10
11 Jada Walker	5/19	1/4	2/2
12 Treasure Hunt	3/11	1/4	2/2
21 Nyah Leverette	3/11	1/4	2/2
34 Emma King	3/11	1/4	2/2
1 Robyn Benton	3/11	1/4	2/2
Team	38/83	13/34	35/43

Points from		Period by Period Scoring	
Turnovers	UK	1st	2nd
18 (45.0%)	10 (14.3%)	10	10
10 (25.0%)	10 (14.3%)	10	10
10 (25.0%)	10 (14.3%)	10	10
10 (25.0%)	10 (14.3%)	10	10

24 KENTUCKY 78, ARKANSAS 55 - FINAL

Feb. 20, 2022 • Fayetteville, Ark. (Bud Walton Arena)

Kentucky		Arkansas	
NO. Name	FG	3P	FT
30 Olivia Owens	5/11	2/4	2/2
3 Jazmine Massingill	4/14	1/4	2/2
10 Rhynne Howard	3/11	1/4	2/2
11 Jada Walker	3/11	1/4	2/2
12 Treasure Hunt	3/11	1/4	2/2
44 Drivana Edwards	3/11	1/4	2/2
21 Nyah Leverette	3/11	1/4	2/2
34 Emma King	3/11	1/4	2/2
1 Robyn Benton	3/11	1/4	2/2
Team	28/71	10/32	16/20

Arkansas		Kentucky	
NO. Name	FG	3P	FT
22 Charlotte Koff	11/23	3/10	11/13
0 Anastasia Hayes	8/27	4/11	9/10
11 Jada Walker	5/19	1/4	2/2
12 Treasure Hunt	3/11	1/4	2/2
21 Nyah Leverette	3/11	1/4	2/2
34 Emma King	3/11	1/4	2/2
1 Robyn Benton	3/11	1/4	2/2
Team	38/83	13/34	35/43

Points from		Period by Period Scoring	
Turnovers	UK	1st	2nd
18 (45.0%)	10 (14.3%)	10	10
10 (25.0%)	10 (14.3%)	10	10
10 (25.0%)	10 (14.3%)	10	10
10 (25.0%)	10 (14.3%)	10	10

25 KENTUCKY 78, MISSOURI 63 - FINAL

Feb. 24, 2022 • Columbia, Mo. (Mizzou Arena)

Kentucky		Missouri	
NO. Name	FG	3P	FT
30 Olivia Owens	5/11	2/4	2/2
3 Jazmine Massingill	4/14	1/4	2/2
10 Rhynne Howard	3/11	1/4	2/2
11 Jada Walker	3/11	1/4	2/2
12 Treasure Hunt	3/11	1/4	2/2
44 Drivana Edwards	3/11	1/4	2/2
21 Nyah Leverette	3/11	1/4	2/2
34 Emma King	3/11	1/4	2/2
1 Robyn Benton	3/11	1/4	2/2
Team	28/71	10/32	16/20

Missouri		Kentucky	
NO. Name	FG	3P	FT
22 Charlotte Koff	11/23	3/10	11/13
0 Anastasia Hayes	8/27	4/11	9/10
11 Jada Walker	5/19	1/4	2/2
12 Treasure Hunt	3/11	1/4	2/2
21 Nyah Leverette	3/11	1/4	2/2
34 Emma King	3/11	1/4	2/2
1 Robyn Benton	3/11	1/4	2/2
Team	38/83	13/34	35/43

Points from		Period by Period Scoring	
Turnovers	UK	1st	2nd
18 (45.0%)	10 (14.3%)	10	10
10 (25.0%)	10 (14.3%)	10	10
10 (25.0%)	10 (14.3%)	10	10
10 (25.0%)	10 (14.3%)	10	10

26 KENTUCKY 90, AUBURN 62 - FINAL

Feb. 27, 2022 • Lexington, Ky. (Memorial Coliseum)

Kentucky		Auburn	
NO. Name	FG	3P	FT
30 Olivia Owens	5/11	2/4	2/2
3 Jazmine Massingill	4/14	1/4	2/2
10 Rhynne Howard	3/11	1/4	2/2
11 Jada Walker	3/11	1/4	2/2
12 Treasure Hunt	3/11	1/4	2/2
44 Drivana Edwards	3/11	1/4	2/2
21 Nyah Leverette	3/11	1/4	2/2
34 Emma King	3/11	1/4	2/2
1 Robyn Benton	3/11	1/4	2/2
Team	28/71	10/32	16/20

Auburn		Kentucky	
NO. Name	FG	3P	FT
22 Charlotte Koff	11/23	3/10	11/13
0 Anastasia Hayes	8/27	4/11	9/10
11 Jada Walker	5/19	1/4	2/2
12 Treasure Hunt	3/11	1/4	2/2
21 Nyah Leverette	3/11	1/4	2/2
34 Emma King	3/11	1/4	2/2
1 Robyn Benton	3/11	1/4	2/2
Team	38/83	13/34	35/43



2021-22 GAME REVIEWS

28 SECT: KENTUCKY 78, #6 LSU 67 - FINAL

March 4, 2022 • Nashville, Tenn. (Bridgestone Arena)

NCAA logo, Official Basketball Box Score - Final Kentucky at LSU, Game Time: 7:00 PM, Game Duration: 1:08, Attendance: 12,800

Box score for Kentucky vs LSU. Includes player stats for Nyaun Leverette, Jasmine Massangill, Rhyne Howard, etc. Total score: Kentucky 78, LSU 67.

Box score for LSU vs Kentucky. Includes player stats for Autumn Newby, Faustiné Mbiwa, Jashin Cherry, etc. Total score: Kentucky 78, LSU 67.

Summary statistics for Kentucky vs LSU game, including biggest lead, scoring runs, and time with lead.

29 SECT: KENTUCKY 83, #18 TENNESSEE 74 - FINAL

March 5, 2022 • Nashville, Tenn. (Bridgestone Arena)

NCAA logo, Official Basketball Box Score - Final Kentucky at Tennessee, Game Time: 7:00 PM, Game Duration: 1:03, Attendance: 10,772

Box score for Kentucky vs Tennessee. Includes player stats for Nyaun Leverette, Jasmine Massangill, Rhyne Howard, etc. Total score: Kentucky 83, Tennessee 74.

Box score for Tennessee vs Kentucky. Includes player stats for Alexis Dye, Rae Burnell, Tamari Key, etc. Total score: Kentucky 83, Tennessee 74.

Summary statistics for Kentucky vs Tennessee game, including biggest lead, scoring runs, and time with lead.

30 SECT: KENTUCKY 64, #1 SOUTH CAROLINA 62 - FINAL

March 6, 2022 • Nashville, Tenn. (Bridgestone Arena)

NCAA logo, Official Basketball Box Score - Final Kentucky at South Carolina, Game Time: 7:00 PM, Game Duration: 1:20, Attendance: 7,997

Box score for Kentucky vs South Carolina. Includes player stats for Nyaun Leverette, Jasmine Massangill, Rhyne Howard, etc. Total score: Kentucky 64, South Carolina 62.

Box score for South Carolina vs Kentucky. Includes player stats for Aiyana Boston, Victoria Sanborn, Zia Cooke, etc. Total score: Kentucky 64, South Carolina 62.

Summary statistics for Kentucky vs South Carolina game, including biggest lead, scoring runs, and time with lead.

31 #15 KENTUCKY 62, #25 PRINCETON 69 - FINAL

March 19, 2022 • Bloomington, Ind. (Assembly Hall)

NCAA logo, Official Basketball Box Score - Final Princeton at Kentucky, Game Time: 7:00 PM, Game Duration: 2:16, Attendance: 12,800

Box score for Princeton vs Kentucky. Includes player stats for Ella Mitchell, Abby Meyers, Grace Stone, etc. Total score: Princeton 69, Kentucky 62.

Box score for Kentucky vs Princeton. Includes player stats for Nyaun Leverette, Jasmine Massangill, Rhyne Howard, etc. Total score: Princeton 69, Kentucky 62.

Summary statistics for Princeton vs Kentucky game, including biggest lead, scoring runs, and time with lead.



ALL-TIME LETTERWINNERS

-A-

Adams, Rita 2000-2003
Adeyeye, Adebola **2023-Pres.**
 Akhator, Evelyn 2016-17
 Alcious, Natassia 2004-2007
 Alexander, Carolyn 1999-2000
 Ali, Bra'shey 2012
 Andrew, Audre 1983
 Anyagaligbo, Ogechi 2016-2020

-B-

Baker, Stephanie 1993-1995
 Baluyut, Arlene 1979
 Barber, Cathy 1980
 Barnes, Jaye 1998-1999
 Barnett, Sarah Beth 2011
 Beickman, Julie 1996
Benton, Robyn **2021-Pres.**
 Bett, Catina 2008-2009
 Bishop, Azia 2012-2015
 Bonets, Aisha 2001
 Bowman, Chanté 2005-2008
 Boyd, Patrice 1997-1998
 Boyd, Terry 1978
 Browning, Pam 1978

-C-

Camara, Batouly 2016
Cambridge, Kennedy **2023-Pres.**
 Campbell, Kayla 1991-1994
 Cann, Makenzie 2016-2018
 Christman, Stephanie 1998-2000
 Chowning, Chelsea 2008
 Coe, Jaycee 2015
 Cole, Anna 2010
 Cole, Nae Nae 2018-2020
 Collins, Lisa 1981-1984
 Combs, Mitzi 1978
 Conwright, Maegan 2011-2013
 Croley, Bebe 1985-1988
 Cushenberry, Kristi 1989-1992
 Custard, Mary 1989

-D-

Daniel, Mia 1990-1993
 Davis, Tracye 1988-1991
 Denkins, Kim 1995-1998
 Donhoff, Maria 1978-1981
 Dowdell, Tammy 1990
 Drake, Samantha 2011-2014
 Dunlap, Victoria 2008-11

-E-

Eagan 1978
 Eberhart, Tedra 1991-1994
 Edelen, Brittany 2007-2009
 Edelman, Linda 1978-1980
 Edington, Lori 1980-1982
 Edwards, Dre'una 2019-2022
 Elbert, Lynne 1986-1987
 Elliott, Sarah 2005-2008
 Ellis, Lisa 1989-1990
 Ellis, Racquel 2003-2004
 Embry, Robyn 1997
 Epps, Makayla 2014-17
 Evans, Kastine 2011-2014
 Everette, Jenerrie 2001-2004

-F-

Fetter, Denise 1979
 Fogle, Tayna 1979-1982
 Foster-Sutton, Vanessa 1989-1990
 Franklin, Amani 2007-2010
 Freeman, Shannon 1987

-G-

Gamble, LaQwesa 2006
 Garland, Sharon 1980
 Goin, Jennifer 2003-2004
 Goss, Bria 2012-2015
 Goodin-Rogers, Kyvin 2014-2015
 Grassi, Kristen 2003-2004
 Gray, Rebecca 2009-2010
 Gray, Jennifer 1991-1994
Green, Blair **2018-Pres.**
 Greenfield, Carmen 1996
 Grigsby, Geri 1978-1980

-H-

Haines, Sabrina 2018-2020
 Halsel, LaShae 2016-19
 Hardin, Jessica 2016-2018
 Harding, Sandy 1984-1987
 Harper, Linnae 2014-2015
 Harrell, Davitria 1987-1988
 Harrison, Dorie 2017-18
 Hawthorne, Dasieka 2001-2002
 Hay, Nikki 1997-1998
 Hedges, Patty Jo 1980-1983
 Helm, SeSe 2001-2004
 Henderson, Brittany 2010-2013
Herron, Tionna **2023-Pres.**
 Higginbotham, Stephanie 1994-1995
 Hobgood, Jamie 1989-1991
 Hoskins, Debbie 1988
 Howard, Rhyné 2018-2022
 Hudgens, Laurie 1985-1986
 Humphrey, Jennifer 2003-2007
 Hunt, Treasure 2021-2022
 Hurst 1978

-J-

Jackson, Erica 1999-2000
 Jackson, Jenn'e 2006-2009
 Jackson, Vonda 1995-1998
 Jakubcova, Ivana 2015-2016
 Jansen, Christina 1993-1996
Jenkins, Amiya **2023-Pres.**
 Jennings, Alexis 2015-2016
 Johnson, Jennifer 1990
 Jones, Shambrica 2001-2004
 Jordan, Christie 1991-1994

-K-

Keith, Rae 1999
 Killen, Karen 1991-1992
King, Emma **2019-Pres.**
 Koach, Karri 1992-1995
 Kogoy, Beth 1981

-L-

Ladson, E'Lisa 2004
 Langelier, Melissa 2000
 Leonard, Pattresa 1990-1992
Leveretter, Nyah **2021-Pres.**
 Lewis, Lynnette 1981, 1983-1984
 Lokie, Kathy 1981-1982
 Love, Tiundra 1991
 Lukschu, Liz 1978-1981
 Lykins 1978

-M-

Mack, Debbie 1978-1979
 Mahoney, Samantha 2005-2008
 Manning, Shawn 1996-1997
 Martin, Donna 1981-1984
 Martinez, Natalie 1997-2000
 Massengill, Jazmine 2021-2022
 Mathies, A'dia 2010-2013
 McDole, LaTonya 1999-2002
 McIntyre, Stacy 1989-1992
 McKinley, Becky 1993
 McKinney, KeKe 2017-2021
 Meadows, Laura 1998-2000
 Mendeng, Alvine 2001-2002
 Merrill, Deasia 2019-20
 Miller, Debbie 1984-1987
 Miller, Kris 1987-1990
 Miller, Shelly 1985-1986
 Mills, Jocelyn 1990-1993
 Mitchell, Domonique 1996
 Mjoseh, Jeannie 1978
 Morris, Maci 2016-19
 Morrow, Carly 2008-11
 Mosley, Karen 1983-1986
 Mountain, Ruth 1989
 Murray, Taylor 2016-19

-N-

Naiser, Terri 1982-1983
 Nichols, Leslie 1983-1986

ALL-TIME LETTERWINNERS

-O-

Oden, Debra 1978-1980
 O'Neill, Jennifer 2011-2015
 Ormerod, Carly 2006-2009
 Ousley, Beth 1988
 Owens, Olivia 2021-2022
 Owens, Shantia 1999-2000

-P-

Paschal, Amanda 2017-2020
 Patterson, Chasity 2019-2021
 Patterson, Niecee 2002
 Payne, Danyelle 2002-2005
 Pennie, Michele 1985-1988
 Perry, Afton 2004, 2006
 Peterson, Latasha 1995
Petty, Ajae **2023-Pres.**
 Pfeiffer, Jenny 2003-2004, 2006-2007
 Phillips, Angela 2004-2005
 Pinkett, Bernisha 2011-2014
 Poffenberger, Paige 2016-19
 Potter, Rachel 2016
 Potts, Sara 2002-2005
 Proctor, Cathy 1990-1993

-R-

Reasor, Rebekah 1991-1992
 Reed, Stacey 1992-1995
 Riley, Crystal 2009-2012
 Rice, Alyssa 2015-2018
 Roach, Kameron 2017-2021
 Roberts, Chrissy 1994-1995
 Roberts, Shaunda 1995-1997
 Roddy, Eleia 2005-2009
 Roper, Jaida 2016-2020
 Rose 1983
 Ross, Natasha 1998
Rowe, Cassidy **2023-Pres.**
 Runge, Jody 1981-1984
Russell, Eniya **2023-Pres.**

-S-

Salhi, Malinka 1989-1990
 Sarkalahti, Anne 1989-1990
Scherr, Maddie **2023-Pres.**
 Schultz, Jenny 2002
 Seaton, Tanesha 1999-2000
 Shrum, Pam 1986-1989
 Sidney, Jelléah 2013-2015
 Simpson, Lyssa 1994
 Sizemore, Bonnie 1979
 Smith, Amber 2008-2012
 Snowden, Keyla 2009-2012
 Spence, Lora 1987-1989
 Stallworth, DeNesha 2012-2014
 Stephens, Diane 1982-1985
 Stevens, Angel 1988-1989
 Stewart, Theresa 1989
 Still, Valerie 1980-1983
 Stoglin, Stephanie 2001-2002
 Stumbo, Stephanie 2003-06
 Swarens, Julie 1993-1995

-T-

Tarantini, Monique 1985-1988
 Tate, Keiko 2002-2005
 Taylor, Oreonna 2006
Thomas, Zennia **2023-Pres.**
 Thompson, Janee 2013-2016
 Tillman, Tory 1996
 Timperman, Janet 1978-1979
 Toller, Erin 2021
Tyler, Saniah **2023-Pres.**

-U-

Upton, Laura 1978

-V-

Vieth, Katie 1997-2000

-W-

Wait, Tiffany 1996-2000
Walker, Jada **2022-Pres.**
 Walker, Samarie 2012-2014
 Wardford, Keeoma 1994-1995
 Warren, Melanie 1984-1987
 Watkins, Lydia 2007-2010
 Webb, Marcia 1996
 Whitaker, Jodie 1986-1989
 Wise, Lea 1980-1983
 Wyatt, Tatyana 2017-2021

-Y-

Young, Kenya 1998-1999
 Young, Nikki 2000-2001

Note: Letterwinners begin during the 1977-78 season

MISS KENTUCKY BASKETBALL

Kentucky has been the home to 12 winners of Kentucky's Miss Basketball award. The award, given annually to the top high school basketball player in the state of Kentucky, has been awarded annually since 1976.

Kentucky Miss Basketball Winners at UK

- 1977 Geri Grigsby, McDowell (1978-80)
- 1980 Lisa Collins, Laurel County (1981-84)
- 1986 Kris Miller, Owensboro Catholic (1987-90)
- 1992 Becky Miller, Bullitt East (1993)
- 2005 Carly Ormerod, Sacred Heart (2006-2009)
- 2007 Rebecca Gray, Scott Country (2009-2010)
- 2009 A'dia Mathies, Iroquois (2010-13)
- 2010 Sarah Beth Barnette, Lexington Christian Academy (2011)
- 2013 Makayla Epps, Marion County (2014-17)
- 2015 Maci Morris, Bell County (2016-19)
- 2020 Maddie Scherr, Ryle (2022-Pres.)**
- 2022 Amiya Jenkins, Anderson County (2023-Pres.)**



CATS BY THE NUMBERS



#0
Halsel, LaShae
Herron, Tionna
O'Neill, Jennifer



#00
Ormerod, Carly
Owens, Olivia



#1
Benton, Robyn
Camara, Batouly
Haines, Sabrina
Mathies, A'dia
Roddy, Eleia



#2
Chowning, Chelsea
Jakubcova, Ivana
Poffenberger, Paige
Sanders, Jackie
Tyler, Saniah



#3
Cambridge, Kennedy
Grigsby, Geri
Massengill, Jazmine
McKinney, KeKe
Potts, Sara
Riley, Crystal
Rowe, Sarah
Sizemore, Bonnie
Spencer, Lora
Taylor, Oreonna
Thompson, Janee



#4
Adams, Rita
Crenshaw-Gill, Kristen
Elliott, Sarah
Martinez, Natalie
Morris, Maci
Reed, Stacey
Russell, Eniya
Snowden, Keyla
Stephens, Diane



#5
Alexander, Carolyn
Green, Blair
Grigsby, Geri
Harding, Sandy
Hoskins, Debbie
Johnson, Jennifer
Morrow, Carly
Kyvin Goodin-Rogers
Schultz, Jenny
Stewart, Theresa



#10
Alcius, Natassia
Collins, Lisa
Cowan, Nancy
Edelman, Linda
Howard, Rhyne
Lomax, Ali
McIntyre, Stacy
Mendeng, Alvine
Pinkett, Bernisha



#11
Barnette, Sarah Beth
Everette, Jenerrie
Koach, Karri
Mahoney, Samantha
Malinka, Salhi
Merrill, Deasia
Nichols, Leslie
Potter, Rachel
Stallworth, DeNesha
Timperman, Janet
Walker, Jada
Wait, Tiffany



#12
Cushenberry, Kristi
Hunt, Treasure
Paschal, Amanda
Payne, Danyelle
Sidney, Jelléah
Simpson, Lyssa
Still, Valerie
Watkins, Lydia



#13
Akhator, Evelyn
Boyd, Terry
Connolly, Kristin
Ellis, Lisa
Fetter, Denisse
Galloway, Cathy
Goss, Bria
Hedges, Patty Jo
Massengill, Jazmine
Petty, Ajae



#14
Embry, Robyn
Hobgood, Jamie
Phillips, Angela
Sarkalahti, Anne
Tarantini, Monique
Wise, Lea
Wyatt, Tatyana



#15
Edelen, Brittany
Ellis, Racquel
Hardin, Jessica
Harper, Linnæ
Mack, Debbie
Mitchell, Domanique
Patterson, Chasity
Whitaker, Jodie
Young, Nikki



#20
Browning, Pam
Bowman, Chanté
Conwright, Maegan
Grassi, Kristen
Harrison, Dorie
Jenkins, Amiya
Miller, Shelly
Poffenberger, Paige
Tollery, Erin



#21
Anyagaligbo, Ogechi
Davis, Tracy
Donhoff, Maria
Jackson, Jenn'e
Leveretter, Nyah
Lewis, Karen
McDole, LaTonya
Payne, Danyelle
Postell, Porsha



#22
Adams, Rita
Andrew, Audre
Cann, Makenzie
Barber, Cathy
Lokie, Kathy
Pennie, Michele
Scherr, Maddie
Stumbo, Stephanie
Wardford, Keeoma



#23
Combs, Mitzi
Custard, Mary
Galloway, Terri
Gamble, LaQweshia
Gray, Rebecca
Hawthorne, Dasieka
Hay, Nikki
Keith, Rae
Langelier, Melissa
Leonard, Pattresa
Roach, Kameron
Rowe, Cassidy
Stumbo, Stephanie
Walker, Samarie



#24
Coe, Jaycee
Elbert, Lynne
Foster-Sutton,
Vanessa
Jackson, Erica
Love, Tiundra
Martin, Donna
Murray, Taylor
Smith, Amber
Thomas, Zennia



#25
Adeyeye, Adebola
Ali, Bra'Shey
Barry, Ceal
Epps, Makayla
Frankin, Amani
Goin, Jennifer
Roberts, Chrissy
Runge, Jody
Tillman, Tory
Vieth, Katie



#30
Barnes, Jaye
Cole, Anna
Combs, Mitzi
Daniel, Mia
Jones, Shambrica
Warren, Melaine



#31
Drake, Samantha
Eberhart, Tedra



#32
Bett, Catina
Edgington, Lori
Evans, Kistine
Humphrey, Jennifer
Miller, Kris
Reasor, Rebekah
Roberts, Shaunda
Roper, Jaida
Ross, Natasha



#33
Baluyut, Arlene
Campbell, Kayla
Christman, Stephanie
Deters, Ann
Greenfield, Carmen
Kidd, Lisa
Miller, Debbie
Naiser, Terri
Ousley, Beth
Patterson, Niecee
Pfeiffer, Jenny



#34
Baker, Stephanie
Dunlap, Victoria
Killen, Karen
King, Emma
Owens, Shantia
Perry, Afton
Shrum, Pam



#35
Bonets, Aisha
Boyd, Patrice
Grigsby, Geri
Jennings, Alexis
McKinley, Becky
Peterson, Latasha



#40
Harrell, Davitria
Henderson, Brittany
Jansen, Christina
Lewis, Lynnette
Tate, Keiko
Young, Kenya



#41
Ladson, E'Lisa
Runge, Jody
Webb, Marcia



#42
Hudgens, Laurie
Mills, Jocelyn
Seaton, Tanesha



#43
Jordan, Christie
Kogoy, Beth
Mjoseh, Jeannie



#44
Beickman, Julie
Cole, Nae Nae
Edwards, Dre'una
Freeman, Shannon
Meadows, Laura
Mosley, Karen
Swarens, Julie



#45
Manning, Shawn
Rice, Alyssa
Stoglin, Stephanie
Upton, Laura



#50
Bishop, Azia
Croley, Bebe
Garland, Sharon
Higginbotham,
Stephanie



#51
Baker, Stephanie
Jackson, Vonda
Oden, Debra



#52
Denkins, Kim
Dowdell, Tammy
Gray, Jennifer



#53
Helm, SeSe
Lukschu, Liz
Manning, Shawn



#55
Fogle, Tanya
Proctor, Cathy
Stevens, Angel

Note: Some players wore multiple numbers over the course of their career, all numbers each individual wore are listed. Numbers begin 1978-present. The followings players' numbers were unavailable: Eagan (1978), Hurst (1978), Lykins (1978), Mountain (1989), and Rose (1983).



WHERE ARE THE CATS FROM?

ALABAMA (5)

Florence

Karen Killen

Birmingham

Stephanie Stumbo, Jackie Sanders

Gadsden

Catina Bett

Madison

Alexis Jennings

ARKANSAS (1)

Hot Springs

Tiffany Wait

ARIZONA (1)

Phoenix

Sabrina Haines

CALIFORNIA (3)

Compton

Dre'una Edwards

Pasadena

Brittany Henderson

Richmond

DeNesha Stallworth

CONNECTICUT (1)

Salem

Kastine Evans

FLORIDA (5)

Clearwater

Michele Pennie

Ft. Walton Beach

Afton Perry

Miami

Ogechi Anyagaligbo

Winter Haven

Moe Gamble, Amber Smith

GEORGIA (10)

Atlanta

E'Lisa Ladson

Chickamauga

Vanessa Foster-Sutton

Columbus

Tatyana Wyatt

Conyers

Robyn Benton

Decatur

Tedra Eberhart, Amani Franklin

Hephzibah

Niecee Patterson

Jonesboro

Jaye Barnes

Lookout Mountain

Carly Morrow

Villa Rica

Deasia Merrill

ILLINOIS (7)

Altamont

Caroline Huelskoetter

Carmi

Jennifer Goin

Chicago

Stephanie Christman, Janee Thompson, Linnae Harper

East St. Louis

Rita Adams

Elmhurst

Laurie Hudgens

INDIANA (7)

Austin

Jodie Whitaker

Crown Point

Nancy Cowan

Indianapolis

Bria Goss

North Vernon

Jenny Pfeiffer

Peru

Arlene Baluyut

Portland

Shannon Freeman

Ramsey

Julie Swarens-Beickman

IOWA (2)

Panora

Cathy Proctor

Waukon

Jody Runge

KENTUCKY (84)

Alvaton

Laura Upton

Ashland

Terry Boyd, Nikki Young

Barbourville

Melissa Napier

Bardstown

Samantha Drake

Bedford

Audre Andrew

Berea

Chelsea Chowning

Bowling Green

Selia Helm, LaShae Halse

Carlisle

Kim Denkins

Corbin

Lisa Collins

Covington

Lori Edgington, Katie Vieth

Cynthiana

Mary Custard

East McDowell

Geri Grigsby

Eminence

Chrissy Roberts

Florence

Julie Duerring, Maddie Scherr

Georgetown

Stacy McIntyre, Rebecca Gray

Ghent

Pam Browning

Harlan

Blair Green

Hazard

Stephanie Baker, Carolyn Alexander

Henderson

Nikki Hay

Hopkinsville

Lydia Watkins

Jackson

Angel Stevens

Jamestown

Stephanie Higginbotham

Jenkins

Mitzi Combs

Lawrenceburg

Makenzie Cann

Lebanon

Makayla Epps, Kyvin Goodin-Rogers

Lexington

Debbie Mack, Tayna Fogle, Lea Wise, Donna Martin, Leslie Nichols, Belitta Croley, Lisa Ellis, Tracye Davis, Marcia Webb, Erica Jackson, Nastassia Alcius, Keyla Snowden, Sarah Beth Barnette, Amiya Jenkins

Liberty

Debbie Miller

London

Bonnie Sizemore, Sharon Garland, Stacey Reed

Louisville

Carly Ormerod, Janet Timperman, Maria Donhoff, Denise Fetter, Patty Jo Hedges, Diane Stephens, Terri Naiser, Lynne Elbert, Christina Jansen, Latasha Peterson, Domonique Mitchell, A'dia Mathies, Erin Toller

Loyall

Lynnette Lewis

Madisonville

Jamie Hobgood

McKee

Sarah Elliott

Manchester

Vonda Jackson

McRoberts

Debra Oden

Mt. Washington

Sarah Rowe, Becky McKinley

Monticello

Pam Shrum, Jessica Hardin

Owensboro

Elisabeth Lukschu, Melanie Warren, Kris Miller

Pikeville

Rachel Potter

Pineville

Maci Morris

Radcliff

Jenn'e Jackson

Richmond

Robyn Embry

Russellville

Lora Spencer

Scottsville

Morgan Rich

Springfield

Brittany Edelen

Stanford

Emma King

Vergie

Cassidy Rowe

LOUISIANA (1)

Metairie

Shawn Manning

MARYLAND (6)

Baltimore

Pattresa Leonard, Eniya Russel, Ajae Petty

Clarksville

Keiko Tate

Landover

Cathy Barber

Odenton

Taylor Murray

MICHIGAN (4)

Detroit

Chanté Bowman, Samantha Mahoney

Lansing

Michelle Smith

Rochester Hills

Sara Potts



WHERE ARE THE CATS FROM?

MISSISSIPPI (2)

Gulfport

Dasieka Hawthorne

Yazoo City

Shambrica Jones

MISSOURI (1)

Florissant

Saniah Tyler

NEVADA (1)

Carson City

Jennifer Gray

NEW JERSEY (5)

Camden

Grace Odrick

Cherry Hill

Valerie Still

Jersey City

Lyssa Simpson

Newark

Shantia Owens

Plainfield

Bra'Shey Ali

NEW YORK (9)

Albany

Olivia Owens

Auburn

Sandy Harding

Brooklyn

Amanda Paschal

Bronx

Jennifer O'Neill

New York

Aisha Bonets, Batouly Camara

Queens

Tanesha Seaton

Queens Village

Jelleah Sidney

Rochester

Oreonna Taylor

NEW MEXICO (1)

Albuquerque

Natalie Martinez

OHIO (16)

Cincinnati

Rae Keith, Racquel Ellis

Clayton

Mary Jane White, Ruth Ann Moun-
tain, Theresa Stewart

Columbus

Jenerrie Everette, Eleia Roddy

Dayton

LaTonya McDole, Alvine Mendeng

Lyndhurst

Zennia Thomas

Toledo

Karen Mosley, Shaunda Roberts,
Azia Bishop

Medina

Shelly Miller

Reynoldsburg

Alyssa Rice

West Carrollton

Samarie Walker

Youngstown

Kristen Crenshaw-Gill

OKLAHOMA (2)

Oklahoma City

Christe Jordan

Tulsa

Stephanie Stoglin

OREGON (2)

Beaverton

Keeoma Wardford

Lake Oswego

Ali Lomax

PENNSYLVANIA (1)

Havertown

Linda Edelman

SOUTH CAROLINA (3)

Blythewood

Nyah Leveretter

Hopkins

Kameron Roach

Greenville

Kenya Young

TENNESSEE (21)

Brownsville

Patrice Boyd

Chattanooga

Jennifer Johnson, Tiundra Love,
Jazmine Massengill, Treasure Hunt

Cleveland

Rhyn Howard

Collinwood

Mia Daniel

Gainesboro

Jaycee Coe

Hendersonville

Kristi Cushenberry

Kingsport

Josh Mills

Knoxville

Sade Buley, KeKe McKinney

Memphis

Davitria Harrell, Jennifer Humphrey,
Crystal Riley, Jaida Roper

Nashville

Victoria Dunlap, Dorie Harrison,
Kennedy Cambridge

Oak Ridge

Tammy Dowdell, Angela Phillips

TEXAS (4)

Arlington

Maegan Conwright

Colleyville

Kristen Grassi

DeSoto

Tionna Herron

Houston

Chasity Patterson

VIRGINIA (4)

Chesapeake

Kathy Lokie

Chilhowie

Rebekah Reasor

Gainesville

Nae Nae Cole

Richmond

Jada Walker

WASHINGTON (1)

Sammamish

Kristin Connolly

WASHINGTON D.C. (2)

Washington, D.C.

Danyelle Payne,
Bernisha Pinkett

WEST VIRGINIA (5)

Beckley

Natasha Ross

So. Charleston

Beth Kogoy

Huntington

Laura Meadows

Morgantown

Paige Poffenberger

Westover Medina

Shelly Miller
Monique Tarantini

WISCONSIN (1)

Mondovi

Anna Cole

INTERNATIONAL CATS

BAHAMAS

Nassau

Kayla Campbell

BELGIUM

Mons

Malinka Salhi

CANADA

Brampton, Ontario

Adebola Adeyeye

Brantford, Ontario

Karri Koach

Montreal, Quebec

Melissa Langelier

FINLAND

Helsinki

Anne Sarkalahti

GERMANY

Zweibruecken

Jeannine Mjosest

NIGERIA

Lagos

Evelyn Akhator

SLOVAKIA

Bratislava

Ivana Jakubcova

UNITED KINGDOM

Stafford

Sally Loughton



ALL-TIME KENTUCKY HEAD COACHES



SUE FEAMSTER • 1971-76 • 64-39 (62.1%)

Sue Feamster became UK's first head women's basketball coach of the modern era when the program regained its varsity status in 1974. Women's basketball had been a varsity sport at UK from 1903 until 1925, when the University senate passed a bill abolishing the sport for being "too strenuous" for females. Feamster began coaching the UK women in 1971-72, when the squad earned a 10-3 record, and remained head coach as the squad rolled up a 26-15 record over the next two seasons. After women's basketball became a varsity sport, Feamster helped the program to a fast start, passing along to incoming coach Debbie Yow a squad that included All-American Pam Browning, who still holds several spots in the UK record book, and standout Ceal Barry.



DEBBIE YOW • 1976-80 • 79-40 (66.4%)

In the last year of her four seasons at Kentucky, Debbie Yow's Wildcats stormed to a 24-5 record and earned the school's first trip to the national playoffs — then the Association of Intercollegiate Women's Athletics Tournament. It was clear then that both Yow and the UK women's program were primed for success. And just as the Cats continued to earn postseason berths, Yow's career remained on the fast track as well. Yow enjoyed a successful coaching stint at Florida and subsequent athletics administration positions at Florida and UNC-Greensboro. She then became Athletics Director at St. Louis, and from 1994-2010, was AD at Maryland. She served as president of the National Association of Collegiate Athletics Directors.



TERRY HALL • 1980-87 • 138-66 (67.6%)

Terry Hall held the laudable distinction of being the winningest coach in UK women's basketball history as well as owning the best winning percentage of any coach to guide the program. Hall coached the Cats to seven straight winning seasons, starting with a 25-6 record and a trip to the second round of the AIAW national tournament before falling by one point to Maryland to end the 1980-81 season. The NCAA welcomed women's basketball into its ranks the following year, and that historical season ended with the Cats falling to eventual national champion Louisiana Tech in the Midwest Regional finals on the Lady Techsters' home floor. After the Cats failed to make the NCAA tournament in 1986-87, Hall left coaching for the business sector. But three years later, she accepted the head coaching job at Wright State, where she coached for seven years before succumbing to cancer in 1997.



SHARON FANNING • 1987-95 • 134-97 (58%)

Sharon Fanning guided the Cats through eight seasons and despite a dubious beginning that saw her squad record back-to-back losing seasons, she never suffered another losing season. In just her third year, Fanning coached the Wildcats to an impressive 23-8 record while also edging them into the top 25. UK won three tournament titles in 1989-90, including an 85-76 come-from-behind victory over Toledo in the NWIT Championship. The following season, the Wildcats advanced to the NCAA Tournament, UK's first appearance in the Big Dance in five years. Prior to her stint at UK, Fanning was a graduate assistant at Tennessee and a head coach at UT-Chattanooga. Since leaving UK, she was the head coach at Mississippi State University before retiring following the 2011-12 season.



BERNADETTE MATTOX • 1995-2003 • 91-135 (40.2%)

Bernadette Mattox spent eight seasons at the helm of the Wildcats basketball program. She began her coaching career at her alma mater, Georgia, but became a household name in Kentucky and across the nation when she was hired by former Wildcats coach Rick Pitino as the first female Division I assistant "bench" coach for a men's team in 1990. She was promoted to assistant athletics director at Kentucky for one year before taking over the UK women's program in 1995. Her most notable season came in 1998-99, when she led the Cats to their first 20-plus win season and first appearance in the NCAA Tournament in nearly a decade. The Cats won their first NCAA Tournament game in 17 years, finished with a 21-11 overall record and captured seven wins in the SEC, the most conference wins in school history at the time. After leaving UK in 2003, Mattox served 10 seasons as an assistant coach for the WNBA's Connecticut Sun.



MICKIE DEMOSS • 2003-07 • 71-56 (55.9%)

Mickie DeMoss will best be remembered as the architect who took over a struggling program in 2003 and in just a short amount of time rebuilt UK women's basketball back into a national contender. During her tenure the Wildcats participated in postseason play three consecutive seasons (one NCAA Tournament and two WNIT) and captured back-to-back 20-win seasons (2005-06 and 2006-07) for the first time since the 1989-90 and 1990-91 teams accomplished the feat. DeMoss was named the 2006 SEC Coach of the Year, a UK first, after guiding the Wildcats to the NCAA Tournament for the first time in seven seasons. The Cats posted a 22-9 overall record in 2005-06, including a school-record nine conference wins and Kentucky made national headlines when it defeated No. 1 Tennessee in Rupp Arena. It was UK's first win over a top-ranked team in school history. DeMoss also drastically increased fan attendance, as UK ranked in the top three of the SEC and top 20 in the national average attendance poll all four of her seasons. UK went from averaging 1,694 fans prior to her arrival in 2003 to breaking the school record with 5,863 fans per game in her final season. Since leaving UK, DeMoss has served as an assistant coach at Texas, Tennessee, Louisiana Tech, LSU and for the WNBA's Indiana Fever. She was enshrined in the WBB Hall of Fame in 2018.



MATTHEW MITCHELL • 2007-20 • 303-133 (69.4%)

Matthew Mitchell's teams were known for using three "winning tools" for success: honesty, hard work and discipline. So it's no surprise that Mitchell retired in Nov. 2020 as the winningest head coach in program history. Mitchell became Kentucky's head coach on April 23, 2007, when he was hired by Barnhart. Year three (2009-10) was a pivotal season, as Mitchell was named SEC Coach of the Year for his remarkable job in turning around a team that went 16-16 overall, 5-9 in conference play a year prior, to an impressive 28-8 overall record in 2009-10. The Cats' 28 overall wins, including 11 in SEC play, represented a school record. UK finished second in the league despite being picked to finish 11th in the preseason polls. Mitchell's focus on the fundamentals and his "winning tools" helped the program reach new heights under his leadership. In his tenure in Lexington, UK advanced to the SEC Tournament semifinals or better nine times. In 2012, Mitchell led UK to the SEC regular season championship, its first in 30 years. Under Mitchell, the Cats finished top four in the SEC 11 times and charted seven 25-plus wins seasons. Mitchell was named the SEC Coach of the Year by league coaches in 2018-19 after guiding the Wildcats to a 25-8 season and a trip to the NCAA Tournament. Mitchell's retirement came after the head coach had offseason brain surgery which altered his future, choosing to step away from coaching.



KYRA ELZY • 2020-PRESENT • 37-21 (63.7%)

After Matthew Mitchell's abrupt retirement in Nov. 2020, UKAD Mitch Barnhart knew exactly where to turn, immediately naming associate head coach Kyra Elzy as the interim head coach. She earned the full title of head coach in December and led UK to an 18-9 record. Her leadership helped Kentucky guard Rhyne Howard become a consensus three-time All-America honoree. A two-time national champion under legendary head coach Pat Summitt at Tennessee, Elzy magically led UK to the 2022 SEC Tournament Championship, defeating No. 1 South Carolina in the title game. Much of the success during the Mitchell Era can be attributed to Elzy, who spent nine years working with Mitchell and building the Wildcats into a national contender.

ALL-TIME WILDCAT HEAD COACHES

Year	Overall	SEC	Finish	Post-Season	Head Coach
1974-75	16-9	-	-	None	Sue Feamster
1975-76	13-12	-	-	None	Sue Feamster
1976-77	19-7	-	-	None	Debbie Yow
1977-78	23-12	-	-	AIAW, NWIT 3rd Rd	Debbie Yow
1978-79	13-16	-	-	None	Debbie Yow
1979-80	24-5	-	-	AIAW	Debbie Yow
1980-81	25-6	-	-	AIAW	Terry Hall
1981-82	24-8	-	-	NCAA Regionals	Terry Hall
1982-83	23-5	6-2	East 2nd	NCAA 1st Round	Terry Hall
1983-84	15-13	2-6	East 3rd	None	Terry Hall
1984-85	16-12	3-5	East 4th	None	Terry Hall
1985-86	18-11	4-5	6th	NCAA 1st Rd	Terry Hall
1986-87	17-11	3-6	7th	None	Terry Hall
1987-88	14-15	0-9	10th	None	Sharon Fanning
1988-89	12-16	3-6	8th	None	Sharon Fanning
1989-90	23-8	3-6	8th	NWIT Champions	Sharon Fanning
1990-91	20-9	4-5	5th	NCAA 1st Rd	Sharon Fanning
1991-92	16-14	5-6	6th	None	Sharon Fanning
1992-93	18-10	5-6	6th	None	Sharon Fanning
1993-94	17-11	5-6	7th	None	Sharon Fanning
1994-95	14-14	4-7	9th	None	Sharon Fanning
1995-96	8-19	2-9	12th	None	Bernadette Mattox
1996-97	8-19	2-10	10th	None	Bernadette Mattox
1997-98	13-15	5-9	8th	None	Bernadette Mattox
1998-99	21-11	7-7	7th	NCAA 2nd Rd	Bernadette Mattox
1999-00	15-14	5-9	9th	None	Bernadette Mattox
2000-01	6-21	2-12	12th	None	Bernadette Mattox
2001-02	9-20	1-13	12th	None	Bernadette Mattox
2002-03	11-16	4-10	9th	None	Bernadette Mattox
2003-04	11-17	3-11	11th	None	Mickie DeMoss
2004-05	18-16	4-10	10th	WNIT Final Four	Mickie DeMoss
2005-06	22-9	9-5	4th	NCAA 2nd Rd	Mickie DeMoss
2006-07	20-14	6-8	7th	WNIT 3rd Rd	Mickie DeMoss
2007-08	17-16	8-6	4th	WNIT Quarterfinals	Matthew Mitchell
2008-09	16-16	5-9	10th	WNIT 2nd Rd	Matthew Mitchell
2009-10	28-8	11-5	2nd	NCAA Elite Eight	Matthew Mitchell
2010-11	25-9	11-5	2nd	NCAA 2nd Rd	Matthew Mitchell
2011-12	28-7	13-3	1st	NCAA Elite Eight	Matthew Mitchell
2012-13	30-6	13-3	2nd	NCAA Elite Eight	Matthew Mitchell
2013-14	26-9	10-6	4th	NCAA Sweet 16	Matthew Mitchell
2014-15	24-10	10-6	T4th	NCAA 2nd Rd	Matthew Mitchell
2015-16	25-8	10-6	T4th	NCAA Sweet 16	Matthew Mitchell
2016-17	22-11	11-5	T3rd	NCAA 2nd Rd	Matthew Mitchell
2017-18	15-17	6-10	9th	None	Matthew Mitchell
2018-19	25-8	11-5	4th	NCAA 2nd Rd	Matthew Mitchell
2019-20	22-8	10-6	3rd	Tournament Canceled	Matthew Mitchell
2020-21	18-9	9-6	T5th	NCAA 2nd Rd	Kyra Elzy
2021-22	19-12	8-8	7th	NCAA 1st Rd	Kyra Elzy



ALL-TIME KENTUCKY ASSISTANT COACHES

Name	Years
Adeniyi Amadou	2014-2016
Andy Barnes	1987-89
Diane Beauchamp *	1977-78 (I.V.), 1978-80
Dorothy Jean Berry	1981-83
Robin Board	1983-85 (G.A.)
Daniel Boice	2020-2021(Interim)
Karen Booker	1989-91
Assoc. Head Coach	1994-95
Lisa Bressman	1989-91
Dawn Bryant	1994-95
Meghan Burke	1998-01
Niya Butts	2003-07, 2016-Pres.
Assoc. Head Coach	2007-08, 2021-Pres.
Ken Byrd	1995-97
Trey Clark	2001-03
Kerry Cremeans	1994-96 (G.A.)
Jane Dalton	1988-90 (G.A.)
Brandi Dunigan	1991-92 (S.A.)
Lin Dunn	2016-18
Kyra Elzy	2008-2010
Assoc. Head Coach	2010-12, 2016-20
Myra Fishback	1991-92
Gail Goestenkers	2021-22
Rick Griffith	1997-02
Scott Groninger	2002-03
Ilene Hauser	1990-94
Cindy Noble-Hauserman	1985-89
Jeff House	2013-2014
Jen Hoover	2022-Pres.
Matt Insell	2008-2013
Mike Kindred	1983-85
Jennifer Knoll	1992-94 (G.A.)
Mollie McClure	1996-98
Jerry McLaughlin	1989-94
Matthew Mitchell	2003-05
Donna Murphy	1985-87
Leslie Nichols	1996-2003
Lynn Norenberg	1981-83 (G.A.)
Wendy Palmer	2007-09
Carolyn Peck	1995-96
Shalon Pillow	2009-2014
Vonn Read	2005-08
Crystal Riley	2012-13 (S.A.)
Danielle Santos	2012-2014
Amber Smith	2018-Pres.
Pam Stackhouse	2003-07
Christian Stefanopoulos	2014
Tamika Williams	2014-2016
Camryn Whitaker	2015-2016

G.A.—Graduate Assistant; S.A.—Student Assistant

* First full-time women's assistant coach

Note—Full-time assistants unless otherwise noted

Year-by-Year Assistant Coaches

Yow Era

1977-78	Diane Beauchamp
1978-79	Diane Beauchamp
1979-80	Diane Beauchamp

Hall Era

1980-81	Dorothy Jean (Dottie) Berry
1981-82	Dorothy Jean (Dottie) Berry, Lynn Norenberg
1982-83	Dorothy Jean (Dottie) Berry, Lynn Norenberg
1983-84	Mike Kindred, Robin Board
1984-85	Mike Kindred, Robin Board
1985-86	Cindy Noble-Hauserman, Donna Murphy
1986-87	Cindy Noble-Hauserman, Donna Murphy

Fanning Era

1987-88	Andy Barnes, Cindy Noble-Hauserman
1988-89	Andy Barnes, Cindy Noble-Hauserman, Jane Dalton
1989-90	Jerry McLaughlin, Karen Booker, Jane Dalton, Lisa Bressman
1990-91	Jerry McLaughlin, Karen Booker, Ilene Hauser, Lisa Bressman
1991-92	Jerry McLaughlin, Myra Fishback, Ilene Hauser, Brandi Dunigan
1992-93	Jerry McLaughlin, Ilene Hauser, Jennifer Knoll
1993-94	Jerry McLaughlin, Ilene Hauser, Jennifer Knoll
1994-95	Karen Booker, Dawn Bryant, Kerry Cremeans

Mattox Era

1995-96	Ken Byrd, Carolyn Peck, Kerry Cremeans
1996-97	Ken Byrd, Leslie Nichols, Mollie McClure
1997-98	Rick Griffith, Leslie Nichols, Mollie McClure
1998-99	Rick Griffith, Leslie Nichols, Meghan Burke
1999-2000	Rick Griffith, Leslie Nichols, Meghan Burke
2000-01	Leslie Nichols, Rick Griffith, Meghan Burke
2001-02	Leslie Nichols, Rick Griffith, Trey Clark
2002-03	Leslie Nichols, Scott Groninger, Trey Clark

DeMoss Era

2003-04	Matthew Mitchell, Niya Butts, Pam Stackhouse
2004-05	Matthew Mitchell, Niya Butts, Pam Stackhouse
2005-06	Niya Butts, Vonn Read, Pam Stackhouse
2006-07	Niya Butts, Vonn Read, Pam Stackhouse

Mitchell Era

2007-08	Niya Butts (Assoc. Head Coach), Wendy Palmer, Vonn Read
2008-09	Kyra Elzy, Matt Insell, Wendy Palmer
2009-10	Kyra, Elzy, Matt Insell, Shalon Pillow
2010-11	Kyra, Elzy (Assoc. Head Coach), Matt Insell, Shalon Pillow
2011-12	Kyra, Elzy (Assoc. Head Coach), Matt Insell, Shalon Pillow
2012-13	Matt Insell, Shalon Pillow, Danielle Santos
2013-14	Jeff House, Shalon Pillow, Danielle Santos
2014-15	Adeniyi Amadou, Christian Stefanopoulos, Tamika Williams
2015-16	Adeniyi Amadou, Camryn Whitaker, Tamika Williams
2016-17	Kyra Elzy (Assoc. Head Coach), Niya Butts, Lin Dunn
2017-18	Kyra Elzy (Assoc. Head Coach), Niya Butts, Lin Dunn
2018-19	Kyra Elzy (Assoc. Head Coach), Niya Butts, Amber Smith
2019-20	Kyra Elzy (Assoc. Head Coach), Niya Butts, Amber Smith

Elzy Era

2020-21	Niya Butts, Amber Smith, Daniel Boice
2021-22	Niya Butts (Assoc. Head Coach), Amber Smith, Gail Goestenkers
2022-23	Niya Butts (Assoc. Head Coach), Amber Smith, Jen Hoover




ALL-TIME KENTUCKY TEAMS



1974-75

Back Row (L-R): Janie Begley, Sally Bussell, Pam Browning, Karen Kidd, Liz March, Carol Mindell, Brenda Wheeler, Linda Finamore, Manager. **Front Row (L-R):** Coach Sue Feamster, Wendy Martin, Ceal Barry, Ann French Thomas, Laura Schwager, Susie Sweitzer, Pam Sullivan, Cynthia Douglas, Manager.




1975-76

Back Row (L-R): Coach Sue Feamster, Lisa Kidd, Brenda Wheeler, Cathy Galloway, Janet Timperman, Liz March, Terri Galloway, Ceal Barry, Teri Boyd, Debbie Mack, Manager Angie Williams. **Front Row (L-R):** Noreen White, Pam Browning, Karen Lewis, Melinda Warren, Kassie Kessinger, Sally Bussell.



1976-77

Back Row (L-R): Coach Debbie Yow, Debbie Oden, Karen Lewis, Laura Upton, Ann Deters, Janet Timperman, Pam Browning, Linda Edelman, Sharon Shipley (scorekeeper), Angie Williams (Statistician). **Front Row:** Mitzi Combs, Cathy Galloway, Teri Boyd, Ceal Barry, Debbie Mack.




1977-78

Back Row (L-R): Coach Debbie Yow, Maria Donhoff, Pam Browning, Laura Upton, Liz Lukschu, Jeannine Mjoseh, Janet Timperman, Assistant Coach Diane Beauchamp. **Front Row (L-R):** Manager Margaret LaFontaine, Debra Oden, Linda Edelman, Geri Grigsby, Debbie Mack, Terry Boyd, Mitzi Combs, Trainer Mimi Porter.




1978-79

Back Row (L-R): Coach Debbie Yow, Trainer Mimi Porter, Tanya Fogle, Liz Lukschu, Maria Donhoff, Debra Oden, Manager Margaret LaFontaine, Assistant Coach Diane Beauchamp. **Front Row (L-R):** Caroline Huelskoetter, Arlene Baluyut, Linda Edelman, Debbie Mack, Janet Timperman, Geri Grigsby, Denise Fetter, Bonnie Sizemore.




1979-80

Back Row (L-R): Trainer Mimi Porter, Coach Debbie Yow, Debra Oden, Sharon Garland, Maria Donhoff, Liz Lukschu, Valerie Still, Linda Edelman, Tanya Fogle, Manager Margaret LaFontaine, Assistant Coach Diane Beauchamp. **Front Row (L-R):** Van Harden, Cathy Barber, Geri Grigsby, Patty Jo Hedges, Lea Wise, Lori Edgington.



1980-81

Back Row (L-R): Trainer Mimi Porter, Coach Terry Hall, Kathy Lokie, Maria Donhoff, Jody Runge, Liz Lukschu, Valerie Still, Tanya Fogle, Assistant Coach Dottie Berry, Graduate Assistant Margaret LaFontaine. **Front Row (L-R):** Beth Kogoy, Lynette Lewis, Lori Edgington, Patty Jo Hedges, Lea Wise, Lisa Collins.




1981-82 • SEC Champions

Back Row (L-R): Coach Terry Hall, Graduate Assistant Lynn Norenberg, Kathy Lokie, Valerie Still, Jody Runge, Grace Odrick, Terri Naiser, Tanya Fogle, Assistant Coach Dottie Berry, Trainer Mimi Porter. **Front Row (L-R):** Manager Michele Oberst, Lisa Collins, Donna Martin, Patty Jo Hedges, Lori Edgington, Lea Wise, Diane Stephens, Manager Gary Loyd.



ALL-TIME KENTUCKY TEAMS



1982-83

Back Row (L-R): Assistant Coach Dottie Berry, Trainer Sue Stanley, Terri Naiser, Valerie Still, Jody Runge, Sally Loughton, Karen Mosley, Leslie Nichols, Lisa Collins, Graduate Assistant Lynn Norenberg, Coach Terry Hall. **Front Row (L-R):** Diane Stephens, Donna Martin, Patty Jo Hedges, Lea Wise, Audre Andrew, Lynnette Lewis.



1983-84

Back Row (L-R): Coach Terry Hall, Graduate Assistant Robin Board, Leslie Nichols, Debbie Miller, Karen Mosley, Melanie Warren, Jody Runge, Melissa Napier, Assistant Coach Mike Kindred, Volunteer Assistant Patty Jo Hedges, Trainer Sue Stanley. **Front Row (L-R):** Sandy Harding, Julie Duerring, Lisa Collins, Lynnette Lewis, Diane Stephens and Donna Martin.



1984-85

Back Row (L-R): Graduate Assistant Robin Board, Assistant Coach Mike Kindred, Laurie Huggens, Shelly Miller, Michelle Smith, Melanie Warren, Karen Mosley, Debbie Miller, Coach Terry Hall. **Front Row (L-R):** Nancy Cowan, Monique Tarantini, Michele Pennie, Leslie Nichols, Diane Stephens, Belita Croley, Sandy Harding.



1985-86

Back Row (L-R): Coach Terry Hall, Trainer Sue Stanley, Laurie Huggens, Shelly Miller, Karen Mosley, Melanie Warren, Debbie Miller, Leslie Nichols, Assistant Coach Cindy Noble, Assistant Coach Donna Murphy. **Front Row (L-R):** Michele Pennie, Monique Tarantini, Pam Shrum, Jodie Whitaker, Bebe Croley, Lynne Elbert, Sandy Harding.




1986-87

Back Row (L-R): Assistant Coach Cindy Hauserman, Assistant Coach Donna Murphy, Lynne Elbert, Pam Shrum, Laurie Huggens, Shannon Freeman, Melanie Warren, Davitria Harrell, Debbie Miller, Bebe Croley, Coach Terry Hall, Trainer Sue Stanley. **Front Row (L-R):** Kris Miller, Monique Tarantini, Michele Pennie, Lora Spencer, Mary Jane White, Jodie Whitaker, Sandy Harding.



1987-88

Back Row (L-R): Trainer Sue Stanley, Assistant Coach Cindy Noble Hauserman, Beth Ousley, Pam Shrum, Angel Stevens, Davitria Harrell, Shannon Freeman, Lora Spencer, Debbie Hoskins, Julie Whitaker, Assistant Coach Andy Barnes, Coach Sharon Fanning. **Front Row (L-R):** Kris Miller, Mary Jane White, Monique Tarantini, Michele Pennie, Bebe Croley, Jodie Whitaker, Tracye Davis.



1988-89

Back Row (L-R): Publicist Rena Vicini, Manager Jenn Holman, Assistant Coach Andy Barnes, Assistant Coach Cindy Noble, Mary Custard, Pam Shrum, Angel Stevens, Lora Spencer, Vanessa Foster-Sutton, Jamie Hobgood, Stacy McIntyre, Coach Sharon Fanning, Trainer Sue Stanley, Graduate Assistant Jane Dalton, Manager Sharon McCauley. **Front Row (L-R):** Kris Miller, Malinka Salhi, Theresa Stewart, Jodie Whitaker, Ruth Mountain, Kristi Cushenberry, Tracye Davis.




1989-90 • WNIT Champions

Back Row (L-R): Assistant Coach Karen Booker, Graduate Assistant Lisa Bressman, Graduate Assistant Jane Dalton, Assistant Coach Jerry McLaughlin, Mia Daniel, Vanessa Foster-Sutton, Cathy Proctor, Lisa Ellis, Patressa Leonard, Josh Mills, Trainer Sue Stanley, Manager Susan Crabtree, Manager Tracy Livingston, Coach Sharon Fanning. **Front Row (L-R):** Kris Miller, Stacy McIntyre, Tracye Davis, Kristi Cushenberry, Tammy Dowdell, Jennifer Johnson, Malinka Salhi.



ALL-TIME KENTUCKY TEAMS



1990-91

Back Row (L-R): Graduate Assistant Ilene Hauser, Graduate Assistant Lisa Bressman, Jennifer Gray, Christe Jordan, Cathy Proctor, Tedra Eberhart, Coach Sharon Fanning, Jocelyn Mills, Rebekah Reasor, Tiundra Love, Pattresa Leonard, Assistant Coach Karen Booker, Assistant Coach Jerry McLaughlin. **Front Row (L-R):** Trainer Lucrecia Hunter, Manager Mia Daniel, Stacy McIntyre, Jamie Hobgood, Tracey Davis, Kristi Cushenberry, Kayla Campbell, Karen Killen, Manager Jennifer Johnson, Manager Stacy Buzzanca.




1991-92

Back Row (L-R): Publicist Gail Dent, Assistant Coach Jerry McLaughlin, Assistant Coach Myra Fishback, Jocelyn Mills, Cathy Proctor, Christe Jordan, Karri Koach, Coach Sharon Fanning, Jennifer Gray, Pattresa Leonard, Tiundra Love, Mia Daniel, Student Asst. Brandi Dunigan, Trainer Kim Bartley, Graduate Asst. Ilene Hauser. **Front Row (L-R):** Mgr. Kevin Quatman, Manager Diana Pardee, Stacey Reed, Kayla Campbell, Rebekah Reasor, Stacy McIntyre, Kristi Cushenberry, Tedra Eberhart, Karen Killen, Mgr. Stacy Buzzanca, Trainer Charlie Penny.




1992-93

Back Row (L-R): Manager Sherri Hammons, Graduate Assistant Jennifer Kroll, Coach Jerry McLaughlin, Christina Jansen, Christe Jordan, Karri Koach, Coach Sharon Fanning, Jennifer Gray, Becky McKinley, Julie Swarens, Coach Ilene Hauser, Manager Nancy Eckland, Graduate Trainer Heidi Britten. **Front Row (L-R):** Manager Steven Duanhoo, Student Trainer Ericka Kennedy, Stacey Reed, Kayla Campbell, Cathy Proctor, Jocelyn Mills, Mia Daniel, Tedra Eberhart, Manager Brandi Dunigan, Manager Kevin Quatman.



1993-94

Back Row (L-R): Publicist Gail Dent, Grad. Asst. Trainer Jennifer Wheeler, Student Trainer Jennifer Stewart, Academic Asst. Ester Cruz, Chrissy Roberts, Lyssa Simpson, Anne Sarkalahti, Karri Koach, Keoma Warford, Stephanie Higginbotham, Stephanie Baker, Mgr Steven Duanhoo, Mgr Nancy Eckland, Mgr Jeanna Wagner, Staff Asst. Lee Reedy. **Front Row (L-R):** Coach Sharon Fanning, Asst. Coach Jerry McLaughlin, Stacey Reed, Tedra Eberhart, Kayla Campbell, Jennifer Gray, Christe Jordan, Christiana Jansen, Julie Swarens, Asst. Coach Ilene Hauser, Grad. Asst. Coach Jennifer Kroll.



1994-95

Back Row (L-R): Assistant Coach Karen Booker, Shaundra Roberts, Keoma Wardford, Kim Denkins, Anne Sarkalahti, Vonda Jackson, Latasha Peterson, Stephanie Higginbotham, Assistant Coach Dawn Bryant. **Front Row (L-R):** Coach Sharon Fanning, Kristie Combs, Christina Jansen, Stephanie Baker, Karri Koach, Stacey Reed, Julie Swarens-Beickman, Chrissy Roberts, Graduate Assistant Kerry Cremeans.



1995-96

Back Row (L-R): Assistant Coach Ken Byrd, Assistant Coach Carolyn Peck, Shawn Manning, Marcia Webb, Kim Denkins, Vonda Jackson, Carmen Greenfield, Assistant Coach Kerry Cremeans, Coach Bernadette Locke-Mattox. **Front Row (L-R):** Domonique Mitchell, Tiffany Wait, Christina Jansen, Julie Swarens-Beickman, Shaundra Roberts, Torri Tillman.



1996-97

Back Row (L-R): Assistant Coach Ken Byrd, Coach Bernadette Mattox, Tiffany Wait, Kim Denkins, Katie Vieth, Vonda Jackson, Shawn Manning, Assistant Coach Leslie Nichols, Assistant Coach Mollie McClure. **Front Row (L-R):** Natalie Martinez, Nikki Hay, Shaundra Roberts, Robyn Embry, Patrice Boyd.




1997-98

Back Row (L-R): Coach Bernadette Mattox, Assistant Coach Rick Griffith, Stephanie Christman, Vonda Jackson, Katie Vieth, Kim Denkins, Laura Meadows, Assistant Coach Millie McClure, Assistant Coach Leslie Nichols. **Front Row (L-R):** Natalie Martinez, Natasha Ross, Tiffany Wait, Nikki Hay, Patrice Boyd, Jaye Barnes, Kenya Young.



ALL-TIME KENTUCKY TEAMS



1998-99

Back Row (L-R): Coach Bernadette Mattox, Assistant Coach Leslie Nichols, Katie Vieth, Shantia Owens, Laura Meadows, Tanesha Seaton, Stephanie Christman, Assistant Coach Meghan Burke, Assistant Coach Rick Griffith. **Front Row (L-R):** Natalie Martinez, Rae Keith, Carolyn Alexander, Tiffany Wait, Jaye Barnes, Kenya Young, Erica Jackson, LaTonya McDole.



1999-00

Back Row (L-R): Assistant Coach Rick Griffith, Assistant Coach Leslie Nichols, Tanesha Seaton, Shantia Owens, Katie Vieth, Laura Meadows, Stephanie Christman, LaTonya McDole, Assistant Coach Meghan Burke, Coach Bernadette Mattox. **Front Row (L-R):** Nikki Young, Natalie Martinez, Carolyn Alexander, Tiffany Wait, Melissa Langelier, Erica Jackson, Rita Adams.



2000-01

Back Row (L-R): Trainer Amy Plas Marlin, Assistant Coach Meghan Burke, Assistant Coach Rick Griffith, Assistant Coach Leslie Nichols, Strength and Conditioning Graduate Assistant Jason Nehring. **Middle Row (L-R):** Shareon "Niecee" Patterson, Shambrica Jones, Aisha Bonets, Selia Helm, LaTonya McDole, Alvine Mendeng. **Front Row (L-R):** Danyelle Payne, Dasieka Hawthorne, Nikki Young, Coach Bernadette Mattox, Rita Adams, Kristin Connolly, Stephanie Stoglin.



2001-02

Back Row (L-R): Trainer Amy Marlin, Assistant Coach Trey Clark, Assistant Coach Rick Griffith, Assistant Coach Leslie Nichols, Strength and Conditioning Graduate Asst. Jason Nehring. **Middle Row (L-R):** Danyelle Payne, Shambrica Jones, Keiko Miller-Tate, Selia Helm, LaTonya McDole, Alvine Mendeng, Jenerrie Everette, Stephanie Stoglin. **Front Row (L-R):** Dasieka Hawthorne, Sara Potts, Coach Bernadette Mattox, Kristin Connolly, Rita Adams.




2002-03

Back Row (L-R): Trainer Pam Waller, Assistant Coach Trey Clark, Assistant Coach Scott Groninger, Assistant Coach Leslie Nichols, Strength and Conditioning Graduate Asst. Jason Nehring. **Middle Row (L-R):** Kristen Grassi, Jennerrie Everette, Keiko Tate, Jennifer Humphrey, Selia Helm, Stephanie Stumbo (not pictured), Shambrica Jones, Danyelle Payne. **Front Row (L-R):** Jenny Pfeiffer, Rita Adams, Coach Bernadette Mattox, Sara Potts, Racquel Ellis.



2003-04

Back Row (L-R): Afton Perry, Jennifer Goin, Keiko Tate, Jennifer Humphrey, Selia Helm, Jennerrie Everette, Shambrica Jones, Stephanie Stumbo, E'Lisa Ladson. **Front Row (L-R):** Assistant Coach Matthew Mitchell, Coach Mickie DeMoss, Angela Phillips, Nastassia Alcius, Danyelle Payne, Jenny Pfeiffer, Sara Potts, Racquel Ellis, Assistant Coach Niya Butts, Assistant Coach Pam Stackhouse.



2004-05

Back Row (L-R): Chante' Bowman, Keiko Tate, Eleia Roddy, Jennifer Humphrey, Sarah Elliott, Afton Perry, Stephanie Stumbo, Sade Buley. **Front Row (L-R):** Assistant Coach Matthew Mitchell, Coach Mickie DeMoss, Angela Phillips, Nastassia Alcius, Danyelle Payne, Sara Potts, Samantha Mahoney, Assistant Coach Pam Stackhouse, Assistant Coach Niya Butts.



2005-06

Back Row (L-R): LaQwsha "Moe" Gamble, Jenn'e Jackson, Jennifer "Lanky" Humphrey, Sarah Elliott, Eleia Roddy, Afton Perry, Stephanie Stumbo, Chante' Bowman. **Front Row (L-R):** Assistant Coach Vonn Read, Head Coach Mickie DeMoss, Carly Ormerod, Oreonna Taylor, Samantha Mahoney, Nastassia Alcius, Jenny Pfeiffer, Assistant Coach Pam Stackhouse, Assistant Coach Niya Butts.



ALL-TIME KENTUCKY TEAMS



2006-07

Back Row (L-R): Brittany Edelen, Jenn'e Jackson, Jennifer Humphrey, Sarah Elliott, Eleia Roddy, Lydia Watkins, Amani Franklin.
Front Row (L-R): Assistant Coach Vonn Read, Head Coach Mickie DeMoss, Carly Ormerod, Chanté Bowman, Nastassia Alicius, Samantha Mahoney, Jenny Pfeiffer, Moe Gamble, Assistant Coach Pam Stackhouse, Assistant Coach Niya Butts.



2007-08

Back Row (L-R): Christian Stefanopoulos (Video Coordinator), Leslie Lusk (Student Trainer), Melinda Redinger (Mgr.), Stephanie Tracey-Simmons (Strength Coach), Tricia Matysak (Head Trainer), Katie Kaiser (Mgr.), Beth Davis (Administrative Assistant), Middle Row (L-R): Assistant Coach Wendy Palmer, Assistant Coach Vonn Read, Lydia Watkins, Jenn'e Jackson, Eleia Roddy, Sarah Elliott, Catina Bett, Amani Franklin, Victoria Dunlap, (Assoc. Head Coach Niya Butts), Pam Stackhouse (Asst. AD/Women's Basketball), Matthew Mitchell (Head Coach). **Front Row (L-R):** Brittany Edelen, Amber Smith, Carly Ormerod, Chanté Bowman, Samantha Mahoney, Carly Morrow, Ali Lomax, Chelsea Chowning.



2008-09

Back Row (L-R): Lindsay Halligan (Mgr.), Dr. Robert Hoseney (Team Doctor), Dean DiMarco (Mgr.), Melinda Redinger (Mgr.), Stephanie Tracey-Simmons (Strength Coach), Tricia Matysak (Head Trainer), David Stefanopoulos (Mgr.), Donovan Rogers (Mgr.), Angeliq Moss (Student Trainer). **Middle Row (L-R):** Pam Stackhouse (Asst. AD/Women's Basketball), Sarah Rowe, Amani Franklin, Jenn'e Jackson, Jackie Sanders, Catina Bett, Eleia Roddy, Lydia Watkins, Victoria Dunlap, Rebecca Gray, Keyla Snowden, Christian Stefanopoulos (Video Coordinator). **Front Row (L-R):** Assistant Coach Kyra Elzy, Matthew Mitchell (Head Coach), Brittany Edelen, Carly Ormerod, Amber Smith, Carly Morrow, Assistant Coach Matt Insell, Assistant Coach Wendy Palmer.



2009-10

Back Row (L-R): Stephanie Campbell (Admin. Assistant), Brian Sensibaugh (Mgr.), B.J. Hazelwood (Mgr.), Stephanie Tracey-Simmons (Strength Coach), Christian Stefanopoulos (Video Coordinator), Donovan Rogers (Mgr.), David Stefanopoulos (Mgr.), Amy Tilley (Recruiting Assistant). **Middle Row (L-R):** Assistant Coach Matt Insell, Assistant Coach Sharon Pillow, Amani Franklin, Brittany Henderson, Anna Cole, Lydia Watkins, Victoria Dunlap, Assistant Coach Kyra Elzy, Pam Stackhouse (Asst. AD/Women's Basketball). **Front Row (L-R):** A'dia Mathies, Rebecca Gray, Crystal Riley, Matthew Mitchell (Head Coach), Amber Smith, Carly Morrow, Keyla Snowden. (Not pictured: Bernisha Pinkett)



2010-11

Back Row (L-R): Kyra Elzy (Associate Head Coach), Sarah Gerichs (Student Athletic Trainer), Karen Hewitt (Video Coordinator), Stephanie Campbell (Admin. Assistant), Nikki Stewart (Recruiting Assistant), Phillip Smith (Mgr.), David Stefanopoulos (Mgr.), Brian Sensibaugh (Mgr.), Donovan Rogers (Mgr.), Sharon Pillow (Assistant Coach). **Middle Row (L-R):** Assistant Coach Matt Insell, Stephanie Tracey-Simmons (Strength Coach), Amber Smith, Carly Morrow, Brittany Henderson, Samantha Drake, Sarah Beth Barnett, Victoria Dunlap, A'dia Mathies, Courtney Jones (Senior Athletic Trainer), Pam Stackhouse (Asst. AD/Women's Basketball). **Front Row (L-R):** Maegan Conwright, Jennifer O'Neill, Crystal Riley, Matthew Mitchell (Head Coach), Keyla Snowden, Bernisha Pinkett, Kastine Evans.



2011-12

Back Row (L-R): Sarah Gerichs (Student Athletic Trainer), Amy Tilley (Staff Support Associate), Karen Hewitt (Video Coordinator), Angela Schoenherr (Staff Support Associate), Stephanie Tracey-Simmons (Strength & Conditioning Coach), Courtney Jones (Senior Athletic Trainer), Kaleb Robertson (Mgr.), Rachel Smith (Mgr.), Storm Dickerson (Mgr.). **Middle Row (L-R):** Brian Sensibaugh (Mgr.), Kevin Stewart (Mgr.), Kastine Evans, Maegan Conwright, Brittany Henderson, DeNesha Stallworth, Samantha Drake, Azia Bishop, Samarie Walker, Bra'Shley Ali, Bria Goss, Donovan Rogers (Mgr.), David Stefanopoulos (Mgr.). **Front Row (L-R):** Ukari Figgs (Asst. AD/Women's Basketball), Kyra Elzy (Associate Head Coach), Bernisha Pinkett, Crystal Riley, Amber Smith, Matthew Mitchell (Head Coach), Keyla Snowden, Jennifer O'Neill, A'dia Mathies, Matt Insell (Assistant Coach), Sharon Pillow (Assistant Coach).



2012-13

Back Row (L-R): Morgan Jett (Mgr.), Amy Tilley (Staff Support Associate), Courtney Jones (Senior Athletic Trainer), Angela Schoenherr (Staff Support Associate), Tiffany Hayden (Academic Counselor), Brian Sensibaugh (Mgr.), Brice Littlepage (Mgr.), Justin McKinley (Mgr.), Storm Dickerson (Mgr.). **Middle Row (L-R):** Bob Dunn (Video Coordinator), Crystal Riley (Student Assistant), Sharon Pillow (Assistant Coach), Danielle Santos (Assistant Coach), Brittany Henderson, Jelléah Sidney, Denesha Stallworth, Samantha Drake, Azia Bishop, Samarie Walker, Maegan Conwright, Matt Insell (Assistant Coach), Ukari Figgs (Asst. AD/Women's Basketball), Stephanie Tracey-Simmons, Strength & Conditioning Coach. **Front Row (L-R):** Bernisha Pinkett, Jennifer O'Neill, Bria Goss, Matthew Mitchell (Head Coach), A'dia Mathies, Kastine Evans and Jancee Thompson.



2013-14

Back Row (L-R): Danielle Santos (Assistant Coach), Jeff House (Assistant Coach), Sharon Pillow (Assistant Coach), Storm Dickerson (Mgr.), Morgan Jett (Mgr.), Brice Littlepage (Mgr.), Tiffany Hayden (Academic Counselor), Justin Mathis (Mgr.), Courtney Jones (Senior Athletic Trainer), Beth Price (Staff Support Associate), Amy Tilley (Administrative Support Associate). **Middle Row (L-R):** Bob Dunn (Video Coordinator), Kyvin Goodin-Rogers, Jelléah Sidney, DeNesha Stallworth, Samantha Drake, Azia Bishop, Samarie Walker, Bernisha Pinkett, Ukari Figgs (Asst. AD/Women's Basketball), John Spurlock (Strength & Conditioning Coach), Crystal Riley (Staff Support Associate). **Front Row (L-R):** Linnæ Harper, Bria Goss, Kastine Evans, Matthew Mitchell (Head Coach), Jennifer O'Neill, Jancee Thompson, Makayla Epps.



ALL-TIME KENTUCKY TEAMS



2014-15

Back Row (L-R): Morgan Jett (Mgr.), Abby Newton (Student Athletic Trainer), Courtney Jones (Senior Athletic Trainer), Beth Price (Staff Support Associate), John Spurlock (Strength & Conditioning Coach), Tiffany Hayden (Academic Counselor), Will Alton (Video Coordinator), Eric Huster (Mgr.), Alex Day (Mgr.). **Middle Row (L-R):** Amani Franklin (Staff Support Associate), Crystal Riley (Staff Support Associate), Tamika Williams (Assistant Coach), Christian Stefanopoulos (Assistant Coach). **Back Row (L-R):** Alyssa Rice, Jellèah Sidney, Alexis Jennings, Ivana Jakubcova, Azia Bishop, Kyvin Goodin-Rogers, Adeniyi Amadou (Assistant Coach), Amy Tilley (Asst. AD/Women's Basketball), Kortez Wilson (Equipment Mgr.), Storm Dickerson (Mgr.). **Front Row (L-R):** Jaycee Coe, Janee Thompson, Bria Goss, Head Coach Matthew Mitchell, Jennifer O'Neill, Linnae Harper, Makayla Epps.



2015-16

Back Row (L-R): Alex Day (Mgr.), Mitchell Long (Mgr.), Camryn Whitaker (Assistant Coach), Tamika Williams-Jeter (Assistant Coach), Allison King (Mgr.), Torian Akins (Mgr.), Courtney Jones (Athletic Trainer), Beth Price (Staff Support Associate), John Spurlock (Strength & Conditioning), Tiffany Hayden (Academic Counselor), Will Alton (Video Coordinator), Morgan Jett (Mgr.), Kim Troxall (Creative Director), Kortez Wilson (Equipment Manger), Adeniyi Amadou (Assistant Coach), Amani Franklin (Staff Support Associate). **Middle Row (L-R):** Morgan Rich, Evelyn Akhtar, Alyssa Rice, Ivana Jakubcova, Alexis Jennings, Batouly Camara, Kyvin Goodin-Rogers, Makenzie Cann. **Front Row (L-R):** Maci Morris, Chrishae Rowe, Janee Thompson, Matthew Mitchell (Head Coach), Linnae Harper, Makayla Epps, Taylor Murray.



2016-17

Back Row (L-R): Rachel Potter, Ogechi Anyagaligbo, Evelyn Akhtar, Alyssa Rice, Makenzie Cann, LaShae Halsel. **Front Row (L-R):** Paige Poffenberger, Jessica Hardin, Taylor Murray, Matthew Mitchell (Head Coach), Makayla Epps, Jaida Roper, Maci Morris.



2017-18

Front Row (L-R): Kameron Roach, Amanda Paschal, Jessica Hardin, Matthew Mitchell (Head Coach), Taylor Murray, Maci Morris, Jaida Roper; **Middle Row (L-R):** Kortez Wilson (Equipment Manager), Amber Smith (Director of Player Development), Niya Butts (Assistant Coach), Paige Poffenberger, Keke McKinney, Tatyana Wyatt, Alyssa Rice, Dorie Harrison, Ogechi Anyagaligbo, Makenzie Cann, LaShae Halsel, Lin Dunn (Assistant Coach), Kyra Elzy (Associate Head Coach), Amy Tilley (Director of Operations); **Back Row (L-R):** Austin Painter (Manager), Zach Earls (Manager), Braxton Whitney (Manager), Beth Price (Staff Support Assistant), Courtney Jones (Athletic Trainer), Tiffany Hayden (Academic Counselor), John Spurlock (Strength Coach), Daniel Boice (Coaching Video Coordinator), Jennifer Heersche (Staff Support Assistant), Rachael Blackburn (Manager), Allison King (Manager), Kim Troxall (Creative Director).



2018-19

Front Row (L-R): Sabrina Haines, Amanda Paschal, LaShae Halsel, Taylor Murray, Matthew Mitchell, Maci Morris, Paige Poffenberger, Jaida Roper, Kameron Roach; **Second Row (L-R):** Kortez Wilson, Aisha Foy, Niya Butts, Ogechi Anyagaligbo, Blair Green, Rhyne Howard, Nae Nae Cole, Dorie Harrison, Tatyana Wyatt, Keke McKinney, Amber Smith, Kyra Elzy, Amy Tilley; **Back Row (L-R):** Rachael Blackburn, Braxton Whitney, Braxton Price, Maggie Hudson, Courtney Jones, Jackie Clark, Tiffany Hayden, Carrie Marshall, Daniel Boice, Austin Painter, Philip McManamy, Kim Troxall.



2019-20

Front (L-R): Ogechi Anyagaligbo, Emma King, Sabrina Haines, Jaida Roper, Matthew Mitchell, Amanda Paschal, Chastity Patterson, Kameron Roach, Blair Green; **Middle (L-R):** Aisha Foy, Amy Tilley, Amber Smith, Rhyne Howard, Tatyana Wyatt, Keke McKinney, Nae Nae Cole, Dre'una Edwards, Desia Merrill, Niya Butts, Kyra Elzy, Kortez Wilson; **Back (L-R):** Harrison Roberts, Kim Troxall, Courtney Jones, Dashaun Williams, Maddy Davis, Rachael Blackburn, Tiffany Hayden, Carrie Marshall, Mariah Osborne, Daniel Boice, Jackie Wood, JT Orem.



2020-21

An official 2020-21 team photo was never taken due to the Covid-19 pandemic.

(L-R): Niya Butts, Jazmine Massengill, Kyra Elzy, Emma King, Nyah Leveretter, Dre'una Edwards, Olivia Owens, Keke McKinney, Rhyne Howard, Treasure Hunt, Chastity Patterson, Kameron Roach, Tatyanna Wyatt, Robyn Benton, Erin Toller, Blair Green, Amber Smith, Daniel Boice.



2021-22

Front Row (L-R): Niya Butts, Jada Walker, Jazmine Massengill, Rhyne Howard, Kyra Elzy, Blair Green, Robyn Benton, Erin Toller, Gail Goestenkor; **Second Row (L-R):** Passion Richardson, Amy Tilley, Lee Taylor, Amber Smith, Emma King, Dre'una Edwards, Olivia Owens, Nyah Leveretter, Treasure Hunt, DeNesha Stallworth, Tiffany Hayden, Aisha Foy; **Back Row (L-R):** Declan Maloney, Ethan Howard, Dashaun Williams, JT Orem, Daniel Boice, Carrie Marshall, Courtney Jones, Kim Troxall.



ALL-TIME KENTUCKY TEAMS



2022-23

Front Row (L-R): Saniah Tyler, Emma King, Robyn Benton, Kyra Elzy, Blair Green, Jada Walker, Cassidy Rowe; **Back Row (L-R):** Tionna Herron, Eniya Russell, Adebola Adeyeye, Ajae Petty, Nyah Leveretter, Zennia Thomas, Maddie Scherr, Kennedy Cambridge, Amiya Jenkins

CATS IN THE WNBA DRAFT

UK IN THE WNBA DRAFT

2022 WNBA DRAFT

Rhyne Howard - Atlanta Dream - 1st round (1st pick overall)

2017 WNBA DRAFT

Evelyn Akhator - Dallas Wings - 1st round (3rd pick overall)

Makayla Epps - Chicago Sky - 3rd round (33rd pick overall)

2014 WNBA Draft

DeNesha Stallworth - Connecticut Sun - 3rd round (25th pick overall)

2013 WNBA Draft

A'dia Mathies - Los Angeles Sparks - 1st round (10th pick overall)

2011 WNBA Draft

Victoria Dunlap - Washington Mystics - 1st round (11th pick overall)

2000 WNBA Draft

Shantia Owens - Phoenix Mercury - 4th round (53rd pick overall)

Professional Awards/Honors

- 2022 WNBA Rookie of the Year, Rhyne Howard
- 1997, ABL Finals MVP, Valerie Still, Columbus Quest
- 1998, ABL Finals MVP, Valerie Still, Columbus Quest
- All-ABL Team (top 10 players in the ABL League), Valerie Still
- 8-time Italian League All-Star, Valerie Still





CATS IN THE PROFESSIONAL / INTERNATIONAL RANKS

Evelyn Akhator

Dallas Wings, 2017
Dynamo NR (Russia), 2018
Besiktas (Turkey), 2019
Avenida (Spain), 2020
Flammes (France), 2021
Basket Landes (France), 2022

Azia Bishop

Ses Okullari 55 Genclik (Turkey), 2016
TS Ostrovia Ostrow (Poland), 2017
Kastamonu Basketbol (Turkey), 2018
Ferko Ilgaz (Turkey), 2018
Hume City B. (Australia), 2019

Victoria Dunlap

Washington Mystics (WNBA), 2011-2012
Ankara (Turkey), 2011
Hapoel Rishon Lezion (Israel), 2012
Seattle Storm (WNBA), 2012
Sport León (Spain), 2015
Aros Leon Cuna del Parlemetarismo, 2016

Makayla Epps

Chicago Sky, 2017
Hoops (Lebanon), 2017-18

Kastine Evans

Leicester Riders (England), 2014-15

Amani Franklin

BC Nokia (Finland), 2012-2013
TG 1889 Sandhausen (Germany), 2011-2012
TSV Amicitia Viernheim (Germany), 2010-2011

Bria Goss

Hyvinkaan Ponteva (Finland), 2015-2016
Maccabi Raanana (Israel), 2017-2018
Lulea Basket (Sweden), 2021

Sabrina Haines

Uppsala (Sweden), 2021
Breidablik (Iceland), 2022

Rhyné Howard

Atlanta Dream, 2022-Pres.
Schio (Italy), 2022

Jennifer Humphrey

Basket Landes (France), Sept. 2011-2013
Basket Landes (France), Oct. 2010 - May 2011
Calais (France), Sept. 2009 - April 2010
Basket Landes (France), Jan. 2009 - April 2009
Maccabi Bnot Ashod (Israel), Oct. 2008 - Dec. 2008
Lodz (Poland), Oct. 2007 - April 2008

Maci Morris

Empoli (Italy), 2019-20

A'dia Mathies

Los Angeles Sparks (WNBA), 2013-14
Ramat Hasharon (Israel) 2014-15

Taylor Murray

Vasas Akademia (Hungary), 2019-20
Norrköping (Sweden), 2021
Barking Abbey London (Great Britain), 2022

Jennifer O'Neill

Minnesota Lynx (WNBA), 2015
Hapoel Rishon Le-Zion (Israel), 2015-16
Artego Bydg. (Poland), 2017-2018
Sparta&K MR (Russia), 2018-19
Artego Bydg. (Poland), 2019-20
Samara (Russia), 2021
Samnpaio (Brazil), 2022

Shantia Owens

Miami Sol (WNBA), 2000
Charlotte Sting (WNBA), 2000-2002
Gran Canaria (Spain), 2000
Ensino (Spain), 2000
Mersin (Turkey), 2006
Boa Viagem (Portugal), 2007
Odra Brzeg (Poland), 2007-2008

Amanda Paschal

Wyndham (Australia), 2022

Chasity Patterson

Dafni Agioy (Greece), 2021

Eleia Roddy

Ensino (Spain), 2010

Jaida Roper

Dinthenland (Dutch), 2021

Valerie Still

Columbus Quest (APL), 1996-99
Washington Mystics (WNBA), 1999
Orlando Miracle (WNBA), 2002, Assistant Coach
Washington Mystics (WNBA), 2001, Ast. Coach
GBC Milano (Italy), 1983-1985
GEAS/ Spagetti Express Sesto San Giovanni (Italy), 1985-1988
Nuvenia Magenta (Italy), 1988-1990
Pool Comense Como (Italy), 1990-1991
Sireg Alzate Brianza (Italy), 1991-1992
Conad Cesena (Italy), 1992-1993
Famila Schio (Italy), 1994

DeNesha Stallworth

Stadium Casablanca (Spain), 2014-2015
Universitario de Ferrol (Spain), 2015
SEQ Basketball (Australia), 2015-16
Canberra Capitals (Australia), 2016
TS Wisla Krakow (Poland), 2016
Artego Bydgoszcz (Poland), 2016-17
Sparta&K MR (Russia), 2018-19
CCC Polkowice (Poland), 2019-20

Janeé Thompson

SV Halle Lions, 2017
Mark (Sweden), 2017-18
Piestanske C. (Slovakia), 2018-19
Zabiny Brno (Czech Republic), 2019-20
Hainaut (France), 2021

Tiffany Wait

Orlando Miracle (WNBA), 2000-2002

Samarie Walker

Stadium Casablanca (Spain), 2014-2015
Mann Filter Zaragoza (Spain), 2015
Gran Canaria (Spain), 2015
Gladstone Port City Power (Australia), 2015
Sudova-Mantinga Marijampole (Lithuania), 2016
Visby Ladies (Sweden), 2016-17
Catz (SM-sarja) (Finland), 2017-18

ALL-TIME ROSTER BY PREVIOUS COLLEGE OR UNIVERSITY

1982-83	Terri Naiser – Hanover College
1985-86	Shelly Miller – Penn St. (played volleyball)
1989	Mary Custard – Lees Junior College Ruth Ann Mountain – Lees Junior College Theresa Stewart – Lees Junior College
1989-90	Vanessa Foster-Sutton – Truett-McConnell JC Malinka Salhi – Independence Junior College Lisa Ellis – Oregon St., Long Beach St.
1991-92	Rebekah Reasor – Chowah Junior College
1993-95	Stephanie Baker – Sullivan Junior College
1997-98	Nikki Hay – Northeastern Oklahoma Junior College
1998-99	Jaye Barnes – Florida Community College
1999	Rae Keith – Cincinnati St. Community College
1999-00	Erica Jackson – Central Florida Community College
	Shantia Owens – Trinity Valley Community College
2002	Shareon Patterson – Pensacola Junior College
2003-04	Racquel Ellis – Cincinnati St. Community College
	Kristen Grassi – Hill Junior College Samantha Newton – Wabash Valley Junior College
2004	E'Lisa Ladson – Wesleyan College (Ga.)
2004-07	Nastassia Alcuis – Dayton
2008	Chelsea Chowning – Xavier
2009-10	Rebecca Gray – North Carolina Jackie Sanders – Gulf Coast Community College
2009-12	Keyla Snowden – Akron; Crystal Riley – LSU
2012-14	Samarie Walker – Connecticut DeNesha Stallworth – California
2013-15	Jelléah Sidney – Chipola Junior College
2014-16	Ivana Jakubcova – Murray State College
2015-17	Evelyn Akhator – Chipola Junior College
2016-18	Makenzie Cann – Cincinnati Jessica Hardin – Bellarmine;
2017-18	Makenzie Cann – Cincinnati Ogechi Anyagaligbo – Stony Brook Jessica Hardin – Bellarmine;
2016-20	Ogechi Anyagaligbo – Stony Brook
2017-20	Amanda Paschal – Gulf Coast State College
2018-20	Nae Nae Cole – NC State Sabrina Haines – Arizona State;
2019-21	Chasity Patterson – Texas
2019-22	Dre'una Edwards – Utah
2020-22	Jazmine Massengill – Tennessee Olivia Owens – Maryland
2020-Pres.	Robyn Benton – Auburn
2022-Pres.	Maddie Scherr – Oregon, Ajae Petty – LSU, Eniya Russell – South Carolina, Adebola Adeyeye – Buf falo




CATS REPRESENTING AMERICA




Patty Jo Hedges (1983)

Hedges was a member of the silver medal winning 1983 USA World Championship Team which compiled a 6-2 record in Sao Paulo, Brazil. Hedges was also a member of the gold medal winning 1983 Junior Pan American Games, which registered a perfect 5-0 record in Caracas, Venezuela.



Bebe Croley (1985, 86)

Croley represented UK two straight years (1985 and '86) on the USA Select squad. In the summer of 1985, Croley and the US squad toured Europe and participated in the Jones Cup competition in Taiwan. In 1986, the Select team competed in the Canadian Invitational games. It marked the second straight year Bebe was named to the USA team.



Stacey Reed (1995)

Reed won a silver medal as a member of the World University Games Team. She then helped the USA Basketball's Jones Cup team take a Gold medal in Taiwan. She was a member of the USA Junior Select team in the summer of 1992.

Jodie Whitaker (1986, 87)

Whitaker played on the Gold medal-winning South squad in the summer of 1986 and went on to compete on the USA Junior Pro team that competed in the Jones Cup tournament in Taiwan in 1987.

Bernadette Mattox (1998)

Mattox was the first head coach for a women's basketball team at UK to be selected to coach at the USA Women's World Championship. Mattox helped lead the 1998 World Championship team to an 8-0 record and its third gold medal by defeating Russia 71-65.

Linnae Harper (2013 and 2015)

Harper played for the U19 World Championship team, helping the USA reach a 9-0 record and win a gold medal in Lithuania. She averaged 8.4 points, 5.0 rebounds, 3.6 assists and 2.0 steals per game. In 2015, Harper was a member of the USA Women's Pan American Team which went 4-1, falling to Canada in the gold-medal game. Harper averaged 8.2 points, 1.8 rebounds and a team-high tying 1.8 steals per game, playing in all five contests.

Liz Lukschu/Maria Donhoff (1978)

Both Lukschu and Donhoff won a silver medal in the Junior Pan American Games (1978) with the USA National Junior Women's Basketball team that toured South America.

Valerie Still (1980, 81, 82)

Following her freshman and junior year, Still played for the USA R. William Jones Cup team in Taipei, Taiwan. In the summer of 1981, she competed for the U.S. in the World University Games in Romania, where she helped lead the team to a silver medal.



Rhyne Howard (2018, 19, 21)

In the summers of 2018, 2019 and 2021, Rhyne Howard traded in her UK Blue and White for USA Red, White and Blue and shined on the international stage. In 2018, Howard played in the FIBA U18 Women's Americas Championship earning MVP honors for the event after averaging 8.5 points and 4.7 rebounds per game. Howard hit 45.5 percent from the field and 31.8 percent from long range in the event with 18 assists, 11 steals and 8 blocks. The following summer, Howard continued her successful stretch playing for Team USA as she led the Red, White and Blue in scoring on its way

to winning the 2019 FIBA U19 World Cup championship in Bangkok, Thailand. For her efforts, Howard was tabbed to the all-tournament team. Howard, who had 10 points, seven rebounds, three assists, two steals and two blocks in the championship game, led the USA in scoring throughout the week averaging 13.1 points per game with 5.1 rebounds per game and hitting 44.7 percent from long range. Howard helped the stars and stripes earn gold abroad as she powered the 2021 Team USA FIBA AmeriCup Team to a success 6-0 run over the last week in Puerto Rico. Howard was brilliant throughout the event, averaging 13.2 points per game with 3.7 rebounds per game, 3 assists per game, 1.7 steals per game and 0.8 blocks per game. For her performance, Howard was tabbed the FIBA AmeriCup Most Valuable Player and was named to the all-tournament team.

RETIRED JERSEY: VALERIE STILL

UK's All-Time Leading Scorer and Rebounder, UK Hall of Fame Charter Class

Some programs have a once-in-a-lifetime player who serves as a standard for all future student-athletes. An exceptional personality. An outstanding role model. A great basketball player. For Kentucky, that player is Valerie Still.

Although Still played long ago (1979-83), she remains the “Top Cat” in UK women’s basketball annals. She was honored as such on Jan. 12, 2003 with a jersey retirement ceremony at halftime of the Alabama game. She became the first female letter winner in any UK sport to have her jersey retired.

Still is the leader among all Wildcats (men or women) for career scoring (2,763) and rebounding (1,525). She was a three-time consensus All-American. She led the program in scoring four-straight seasons with a career average of 23.2 points. At one point during the 1981-82 season, she led the nation in both scoring and rebounding before finishing second in both categories (24.8 ppg and 14.3 rpg).

She led the Cats to their highest national ranking (4th) in 1983 and helped UK roll up a 30-game home court win streak from 1980-82.

In 1983, Still led the sixth-ranked Cats to an 80-66 upset over powerhouse Old Dominion before a record crowd of 10,622 in UK’s Memorial Coliseum.

After leaving Kentucky, Still had a successful career in the Italian Professional League. While in Italy, Still was a television actress and hosted her own TV show, “Still Basket.” She is also an accomplished print model and a professional caliber jazz, pop and concert pianist.



Upon her return to the United States, Still became a charter member of the American Basketball League for Women and was a two-time MVP of the ABL Championship Series. Still later played for the Washington Mystics of the WNBA before retiring from basketball. She also was an assistant coach for the Orlando Miracle for two seasons.

Still returned to Lexington to complete her degree in animal sciences and graduated with honors in 2001. She went on to earn a master’s degree in African American and African studies at The Ohio State University and is working on a doctorate dissertation from there as well.

In September 2005, Still was inducted into the charter class in the newly created UK Athletics Hall of Fame. She was the only female of the 88 inductees.

In the summer of 2019, Still was inducted into the Women’s Basketball Hall of Fame becoming the first Wildcat player to be enshrined in those historic halls. She was named to the UK Distinguished Alumni Hall of Fame in 2020.

Still currently lives in Palmyra, N.J. with her son, Aaron, who is attending the Naval Academy Preparatory School. Recently, Still has starred in OWN’s “Mom’s Got Game” a reality show which explores the relationship with former WNBA basketball star Pamela McGee and her 25-year-old son, Denver Nuggets center, JaVale McGee. She also owns a publishing company, STILL Publications. One of her first projects was the release of UK legendary sports writer Russell Rice’s latest book on UK basketball, “Big Blue Nation: Kentucky’s Native Sons and Daughters.”



YEAR-BY-YEAR TEAM STATISTICS

Season	G	FG-FGA	FG%	3FG-3FGA	3FG%	FT-FTA	FT%	Reb-Avg	PF-D	A	TO	BS	St	Pts	Avg
1977-78															
UK	35	1096-2550	43.0	--	--	541-859	63.0	1426-40.7	747--	480	794	--	--	2733	78.0
Opp.	35	1012-2537	40.0	--	--	509-780	65.2	1186-33.9	793--	362	686	--	--	2533	72.4
1978-79															
UK	29	798-1870	42.7	--	--	400-598	66.9	1223-42.2	600-18	390	721	72	279	1996	68.4
Opp.	20	791-1806	43.8	--	--	396-616	64.3	1094-37.7	540-16	425	594	96	278	1978	68.2
1979-80															
UK	29	983-2049	48.0	--	--	455-681	66.8	1413-48.7	656-25	509	583	107	280	2421	83.5
Opp.	29	738-1815	40.7	--	--	459-684	67.1	935-32.2	603-30	320	576	83	225	1908	65.8
1980-81															
UK	31	1004-2013	49.8	--	--	486-701	69.3	1340-43.2	665-23	590	595	116	344	2494	80.4
Opp.	31	816-1986	41.0	--	--	417-625	66.7	1136-36.6	674-23	399	628	65	255	2049	66.0
1981-82															
UK	32	1045-2140	48.8	--	--	454-667	68.0	1377-43.0	544-10	665	574	97	268	2544	79.5
Opp.	32	963-2198	43.8	--	--	317-500	63.4	1225-38.2	636-21	584	572	115	233	2243	70.0
1982-83															
UK	28	929-1813	51.2	--	--	477-669	71.3	1169-41.7	509-12	536	522	87	235	2335	83.4
Opp.	28	800-1844	43.4	--	--	373-532	70.1	1007-36.0	620-34	390	555	58	212	1973	70.5
1983-84															
UK	28	897-1747	51.3	--	--	328-416	78.8	984-35.1	547-20	511	578	68	243	2122	75.8
Opp.	28	814-1800	45.2	--	--	378-562	67.2	995-35.5	490-14	390	502	45	234	2006	71.6
1984-85															
UK	28	802-1728	46.4	--	--	358-274	75.5	1083-38.7	511-12	409	558	95	269	1962	70.0
Opp.	28	747-1722	43.0	--	--	366-507	72.2	993-35.5	477-12	314	536	60	223	1860	66.4
1985-86															
UK	29	987-1926	51.2	--	--	349-481	72.7	1103-38.0	497-14	575	596	101	341	2323	80.1
Opp.	29	864-1840	46.9	--	--	312-479	65.1	1027-35.4	473-16	430	640	71	258	2040	70.3
1986-87															
UK	28	841-1732	48.6	--	--	351-471	74.5	1101-39.3	465-6	461	558	88	272	2033	72.6
Opp.	28	764-1784	42.8	--	--	349-528	66.1	994-35.5	483-17	407	494	78	264	1877	67.0
1987-88															
UK	29	863-1954	44.2	54-150	36.0	368-511	72.0	1196-41.2	566-19	478	528	82	253	2148	74.1
Opp.	29	880-1988	44.3	50-147	34.0	433-646	67.0	1252-43.2	533-15	494	495	109	304	2243	77.3
1988-89															
UK	28	802-1822	44.0	78-210	37.1	384-555	69.2	1094-39.1	556-12	391	572	62	275	2066	73.8
Opp.	28	814-1825	44.6	39-131	29.8	426-634	67.2	1212-43.3	532-15	375	576	75	280	2093	74.8
1989-90															
UK	31	971-2084	46.6	38-128	29.7	560-853	65.7	1340-43.2	621-14	567	603	78	372	2540	81.9
Opp.	31	767-1906	40.2	90-224	40.2	419-645	65.0	1277-41.2	728-34	433	790	92	279	2043	65.9



ALL-TIME KENTUCKY TEAM STATISTICS

Season	G	FG-FGA	FG%	3FG-3FGA	3FG%	FT-FTA	FT%	Reb-Avg	PF-D	A	TO	BS	St	Pts	Avg
1990-91															
UK	29	861-2024	42.5	134-401	33.4	476-697	68.3	1314-45.3	568-6	427	575	97	382	2332	80.4
Opp.	29	769-1868	41.2	69-219	31.5	425-655	64.9	1231-42.4	593-13	428	649	67	316	2032	70.1
1991-92															
UK	30	753-1816	41.5	157-466	33.7	543-782	69.4	1177-39.2	588--	319	594	71	314	2206	73.5
Opp.	30	818-1919	42.6	101-313	32.3	432-641	67.4	1278-42.6	618--	396	603	85	305	2169	72.3
1992-93															
UK	28	719-1802	39.9	134-502	30.7	342-519	65.9	1173-41.9	555-2	353	518	71	324	1934	69.1
Opp.	28	600-1574	38.1	77-277	27.8	398-601	66.2	1127-40.3	502--	278	640	73	282	1675	59.8
1993-94															
UK	28	786-1918	41.0	156-464	33.6	453-656	69.1	1195-42.7	610-0	434	526	76	345	2181	77.9
Opp.	28	703-1695	41.5	144-417	34.5	457-668	68.4	1179-42.1	571--	378	666	98	254	2007	71.7
1994-95															
UK	28	682-1753	38.9	164-548	29.9	310-464	66.8	1100-39.3	502-3	346	457	61	271	1838	65.6
Opp.	28	628-1555	40.4	108-387	27.9	394-568	69.4	1106-39.5	480--	315	552	56	220	1758	62.8
1995-96															
UK	27	605-1496	40.4	127-416	30.5	335-479	69.9	984-36.4	425-9	370	546	28	213	1672	61.9
Opp.	27	708-1631	43.4	140-378	37.0	301-421	71.5	987-36.6	432--	414	460	70	254	1857	68.8
1996-97															
UK	27	602-1491	40.4	107-318	33.6	346-490	70.6	974-36.1	530-12	363	586	35	216	1657	61.4
Opp.	27	679-1599	42.5	102-326	31.3	377-536	70.3	1013-37.5	463--	354	503	69	288	1937	68.0
1997-98															
UK	28	661-1550	42.6	91-291	31.3	361-545	66.2	1020-36.4	585-14	345	732	90	251	1774	63.4
Opp.	28	675-1636	41.3	95-341	27.9	462-693	66.7	1065-38.0	492--	370	626	68	288	1907	68.1
1998-99															
UK	32	858-1935	44.3	136-392	34.7	514-805	63.9	1280-40.0	698-21	465	622	115	277	2366	73.9
Opp.	32	761-1897	40.1	125-428	29.2	565-817	69.2	1195-37.3	647--	281	609	82	236	2212	69.1
1999-2000															
UK	29	756-1718	44.0	99-315	31.4	309-501	61.7	1052-36.3	560-16	374	595	130	317	1920	66.2
Opp.	29	654-1661	39.4	98-359	27.3	383-566	67.7	1101-38.0	484--	313	651	71	220	1789	61.7
2000-01															
UK	27	644-1601	40.2	48-178	27.0	304-478	63.6	932-34.5	553-22	306	588	56	270	1640	60.7
Opp.	27	756-1600	47.3	110-334	32.9	432-618	69.9	1050-38.9	453--	415	543	83	251	2054	76.1
2001-02															
UK	29	748-1713	43.7	97-320	30.3	275-439	62.6	991-34.2	549-13	412	612	63	331	1868	64.4
Opp.	29	743-1681	44.2	127-400	31.8	412-621	66.3	1077-37.1	424--	209	611	76	273	2025	69.8
2002-03															
UK	27	671-1581	42.4	158-416	38.0	277-404	68.6	979-36.3	513-15	329	529	91	219	1777	65.8
Opp.	27	688-1686	40.8	154-463	33.3	381-570	66.8	1064-39.4	398--	392	444	88	234	1911	70.8



YEAR-BY-YEAR TEAM STATISTICS

Season	G	FG-FGA	FG%	3FG-3FGA	3FG%	FT-FTA	FT%	Reb-Avg	PF-D	A	TO	BS	St	Pts	Avg
2003-04															
UK	28	675-1669	40.4	121-391	30.9	392-533	73.5	1035-37.0	483-11	483	457	52	201	1863	66.5
Opp.	28	709-1701	41.7	154-543	28.4	332-490	67.8	1086-38.8	517--	338	465	110	172	1904	68.0
2004-05															
UK	34	867-1969	44.0	162-475	34.1	452-631	71.6	1334-39.2	532-7	406	553	125	223	2348	69.1
Opp.	34	788-2044	38.6	173-554	31.2	395-581	68.0	1204-35.4	564--	372	518	117	231	2144	63.1
2005-06															
UK	31	774-1834	42.2	149-433	34.4	438-636	.689	1284-41.4	530-8	424	525	135	195	2135	68.9
Opp.	31	702-1836	38.2	128-454	28.2	387-569	.680	1073-34.6	563--	327	487	133	231	1919	61.9
2006-07															
UK	34	888-2091	42.5	155-524	29.6	461-685	67.4	1400-41.2	596-12	455	545	152	227	2392	70.4
Opp.	34	760-2032	37.4	133-438	30.4	463-647	71.6	1243-36.6	616--	328	555	116	230	2116	62.2
2007-08															
UK	33	721-1908	37.8	124-420	29.5	458-714	64.1	1319-40.0	566-3	350	581	141	205	2024	61.3
Opp.	33	756-1970	38.4	143-460	31.1	410-617	66.5	1265-38.8	615--	337	542	115	237	2065	62.6
2008-09															
UK	32	712-1882	.378	141-477	.296	459-649	.707	1313-41.0	525-7	319	566	113	222	2024	63.2
Opp.	32	718-1838	.391	144-457	.315	378-541	.699	1158-36.2	571--	330	541	134	245	1958	61.2
2009-10															
UK	36	922-2216	.416	187-588	.318	631-891	.708	1368-38.0	659-12	442	559	145	418	2662	73.9
Opp.	36	775-1991	.389	138-473	.292	456-666	.685	1345-37.4	743--	361	823	158	234	2144	59.6
2010-11															
UK	34	829-2155	.385	182-597	.305	572-825	.693	1305-38.4	626-12	378	558	115	373	2412	70.9
Opp.	34	761-1834	.415	166-455	.365	429-629	.682	1297-38.1	694--	350	817	151	201	2117	62.3
2011-12															
UK	35	925-2302	.402	211-659	.320	528-784	.673	1379-39.4	688-9	439	614	129	422	2589	74.0
Opp.	35	748-1820	.411	105-368	.285	482-715	.674	1281-36.6	676--	360	939	134	253	2083	59.5
2012-13															
UK	36	1001-2392	.418	240-731	.328	471-672	.701	1410-39.2	647-10	475	558	181	429	2713	75.4
Opp.	36	757-1907	.397	121-410	.295	448-659	.680	1292-35.9	624--	365	853	108	226	2083	57.9
2013-14															
UK	35	1029-2369	.434	192-564	.340	595-883	.674	1513-43.2	725-11	496	543	141	343	2845	81.3
Opp.	35	862-2156	.400	153-526	.291	519-760	.683	1354-38.7	733--	414	699	133	206	2396	68.5
2014-15															
UK	34	905-2271	.399	154-539	.286	607-903	.672	1414-41.6	715-20	370	553	148	335	2571	75.6
Opp.	34	828-2057	.403	162-511	.317	527-761	.693	1392-40.9	746--	418	741	175	223	2345	69.0
2015-16															
UK	33	934-2055	.455	154-433	.356	443-627	.707	1321-40.0	584-15	475	507	131	222	2465	74.7
Opp.	33	743-1995	.372	176-590	.298	338-510	.663	1138-34.5	636--	416	575	138	205	2000	60.6



YEAR-BY-YEAR TEAM STATISTICS

Season	G	FG-FGA	FG%	3FG-3FGA	3FG%	FT-FTA	FT%	Reb-Avg	PF-D	A	TO	BS	St	Pts	Avg
2016-17															
UK	33	848-1988	.427	169-551	.307	474-632	.750	1203-36.5	486-9	426	394	80	209	2339	70.9
Opp.	33	788-1939	.406	201-590	.341	319-445	.717	1129-34.2	617--	466	487	134	179	2096	63.5
2017-18															
UK	32	801-1884	.425	193-525	.368	383-522	.734	1124-35.1	548-12	425	422	113	219	2178	68.1
Opp.	32	747-1816	.411	211-601	.351	397-541	.734	1093-34.2	544--	486	469	131	176	2102	65.7
2018-19															
UK	33	852-2072	.411	234-642	.364	424-569	.745	1119-33.9	595-9	437	421	112	355	2362	71.6
Opp.	33	708-1722	.411	156-487	.320	380-594	.640	1212-36.7	605--	420	700	124	195	1952	59.2
2019-20															
UK	30	765-1853	.413	252-694	.363	393-543	.724	1014-33.8	532-6	413	361	106	266	2175	72.5
Opp.	30	656-1588	.413	120-409	.293	375-553	.678	1087-36.2	543--	365	597	113	156	1807	
2020-21															
UK	27	738-1724	.428	195-563	.346	299-411	.727	988-36.6	450-4	372	340	104	245	1970	72.96
Opp.	27	668-1598	.418	132-426	.310	326-478	.682	1006-37.3	397-6	303	429	89	148	1794	66.44
2021-22															
UK	31	849-1968	.431	181-541	.335	358-512	.699	1151-37.1	499-6	484	434	170	247	2237	72.2
Opp.	31	775-1889	.410	163-478	.341	322-456	.706	1157-37.3	490-6	442	522	106	186	2035	65.6





KENTUCKY CAREER RECORDS

GAMES PLAYED

Player	Years	G
1. A'dia Mathies (G)	2010-13	140
2. Kastine Evans (G)	2011-14	139
3. Brittany Henderson (F)	2010-13	136
4. Azia Bishop (C)	2012-15	134
Bria Goss (G)	2012-15	134
6. Makayla Epps (G)	2013-17	133
Victoria Dunlap (F)	2008-11	133
Jennifer O'Neill (G)	2011-15	133
9. Sam Mahoney (G)	2005-08	132
Sarah Elliott (C)	2005-08	132
Bernisha Pinkett (G)	2011-14	132

GAMES STARTED

Player	Years	G
1. A'dia Mathies	2010-13	139
2. Victoria Dunlap	2008-11	133
3. Maci Morris	2016-19	129
4. Sam Mahoney	2005-08	121
5. Valerie Still	1979-83	119
Bria Goss	2012-15	119
6. Tiffany Wait	1995-2000	117
7. Lea Wise	1979-83	116
8. Rhyne Howard	2019-22	114
9. Stacey Reed	1991-95	110
10. Patty Jo Hedges/ Amber Smith	1979-83/ 2008-12	109

CAREER SCORING

Player	Season	G	Avg	Pts
1. Valerie Still (C)	1979-83	119	23.2	2,763
2. Rhyne Howard (G)	2019-22	114	20.1	2,290
3. A'dia Mathies (G)	2010-13	140	14.4	2,014
4. Victoria Dunlap (F)	2008-11	133	13.9	1,846
5. Leslie Nichols (F)	1982-86	111	18.2	1,797
6. Makayla Epps (G)	2013-17	133	13.5	1,790
7. Maci Morris (G)	2016-19	129	13.1	1,692
8. Sam Mahoney (G)	2005-08	132	12.1	1,601
9. Pam Browning (C)	1974-78	107	14.9	1,598
10. Sara Potts (G/F)	2001-05	117	13.4	1,563

SCORING AVERAGE

Player	Season	G	Pts	Avg
1. Valerie Still	1979-83	119	2,763	23.2
2. Rhyne Howard	2019-22	114	2,290	20.1
3. Leslie Nichols	1982-86	111	1,797	18.2
4. Pam Browning	1974-78	n/a	1,598	14.9
5. A'dia Mathies	2010-13	140	2,014	14.4
6. Bebe Croley	1984-88	94	1,399	14.2
7. Victoria Dunlap	2008-11	133	1,846	13.9
8. SeSe Helm	2000-04	108	1,487	13.8
9. Evelyn Akhator	2015-17	66	906	13.7
10. Makayla Epps	2013-17	133	1,790	13.5

FIELD GOALS MADE

Player	Seasons	G	FGA	FGM
1. Valerie Still	1979-83	123	1,931	1,118
2. Rhyne Howard	2019-22	114	1,794	790
3. Leslie Nichols	1982-86	111	1,448	757
4. A'dia Mathies	2010-13	140	1,687	712
5. Victoria Dunlap	2008-11	133	1,473	696
6. Makayla Epps	2013-17	133	1,449	668
7. Sarah Elliott	2005-08	132	1,221	657
8. Maci Morris	2016-19	129	1,452	598
9. SeSe Helm	2000-04	108	1,195	590
10. Elisabeth Lukschu	1977-81	119	999	586

FIELD GOALS ATTEMPTED

Player	Seasons	G	FGM	FGA
1. Valerie Still	1979-83	123	1,118	1,931
2. Rhyne Howard	2019-22	114	790	1,794
3. A'dia Mathies	2010-13	140	712	1,687
4. Victoria Dunlap	2008-11	133	696	1,473
5. Maci Morris	2016-19	129	598	1,452
6. Makayla Epps	2013-17	133	668	1,449
7. Leslie Nichols	1982-86	111	757	1,448
8. Sam Mahoney	2005-08	132	560	1,436
9. Sara Potts	2001-05	117	552	1,389
10. Stacey Reed	1991-95	114	512	1,318

FIELD GOAL PERCENTAGE (MIN. 400 ATTEMPTS)

Player	Seasons	FGM	FGA	Pct
1. Liz Lukschu	1977-81	586	999	.587
2. Valerie Still	1979-83	1,118	1,931	.578
3. Debbie Miller	1983-87	396	699	.560
4. Evelyn Akhator	2015-17	356	658	.541
5. Sarah Elliott	2005-08	657	1,221	.538
6. Leslie Nichols	1982-86	757	1,448	.523
7. J. Humphrey	2003-07	365	714	.511
8. Karen Mosley	1982-86	470	909	.510
9. Lisa Collins	1980-84	415	815	.509
10. DeNesha Stallworth	2013-14	332	662	.502

3-POINT FIELD GOALS MADE

Player	Years	Pct	3FGA	3FG
1. Rhyne Howard	2019-22	.382	744	284
2. Sara Potts	2001-05	.377	719	271
3. Maci Morris	2016-19	.411	613	252
4. Jennifer O'Neill	2011-15	.349	564	197
5. A'dia Mathies	2010-13	.368	481	177
6. Keyla Snowden	2010-2012	.369	477	176
7. Stacey Reed	1991-95	.320	548	175
8. Jenny Pfeiffer	2003-07	.347	467	162
9. Tiffany Wait	1995-2000	.361	319	115
10. Sam Mahoney	2005-08	.318	355	113

3-POINT FIELD GOALS ATTEMPTED

Player	Years	Pct	3FG	3FGA
1. Rhyne Howard	2019-22	.382	284	744
2. Sara Potts	2001-05	.377	271	719
3. Maci Morris	2016-19	.411	252	613
4. Jennifer O'Neill	2011-2015	.349	197	564
5. Stacey Reed	1991-95	.320	176	548
6. A'dia Mathies	2010-13	.368	177	481
7. Keyla Snowden	2010-2012	.369	176	477
8. Jenny Pfeiffer	2003-07	.347	162	467
9. Carly Morrow	2008-11	.273	108	395
10. Christina Jansen	1992-96	.252	98	388

3-PT FIELD GOAL PERCENTAGE (MIN. 200 ATT.)

Player	Years	3FG	3FGA	Pct
1. Maci Morris	2016-19	252	613	41.1
2. Kristi Cushenberry	1988-92	110	277	39.7
3. Rhyne Howard	2019-22	284	744	38.2
4. Sara Potts	2001-05	271	719	37.7
5. Keyla Snowden	2010-2012	176	477	36.9
6. Jodie Whitaker	1985-89	80	217	36.8
A'dia Mathies	2010-13	177	481	36.8
8. Shaunda Roberts	1994-96	103	284	36.2
9. Tiffany Wait	1995-2000	115	319	36.1
10. Mia Daniel	1989-93	90	253	35.5

FREE THROWS MADE

Player	Seasons	G	PCT.	FTA	FTM
1. Valerie Still	1979-83	119	.704	748	527
2. Victoria Dunlap	2008-11	133	.623	714	445
3. Rhyne Howard	2019-22	114	.772	552	426
4. A'dia Mathies	2010-13	140	.700	590	413
5. Bria Goss	2012-15	134	.819	486	398
6. Tiffany Wait	1996-2000	122	.792	500	396
7. Sam Mahoney	2005-08	132	.675	545	368
8. Makayla Epps	2013-17	133	.719	491	353
9. Taylor Murray	2016-19	127	.833	400	333
10. Kristi Cushenberry	1989-92	118	.780	407	318

FREE THROWS ATTEMPTED

Player	Seasons	G	PCT.	FTM	FTA
1. Valerie Still	1979-83	119	.861	527	748
2. Victoria Dunlap	2008-11	133	.623	445	714
3. A'dia Mathies	2010-13	140	.700	413	590
4. Rhyne Howard	2019-22	114	.772	426	552
5. Sam Mahoney	2005-08	132	.675	368	545
6. Tiffany Wait	1996-2000	122	.792	396	500
7. Bria Goss	2012-15	134	.819	398	486
8. Liz Lukschu	1978-81	119	.687	316	460
9. Stacy McIntyre	1989-92	116	.710	296	416
10. Kristi Cushenberry	1989-92	118	.780	318	407





KENTUCKY CAREER RECORDS

FREE THROW PERCENTAGE (MIN. 200 ATT.)

Player	Seasons	G	FTM	FTA	PCT.
1. Jenny Pfeiffer	2003-07	119	247	287	.861
2. Maci Morris	2016-19	129	244	285	.856
3. Taylor Murray	2016-19	127	333	400	.833
4. Amani Franklin	2007-10	127	192	233	.824
5. Bria Goss	2012-15	134	398	486	.819
6. Jodie Whitaker	1986-89	111	211	259	.810
7. Tiffany Wait	1996-2000	122	396	500	.792
8. Debbie Miller	1984-87	109	300	239	.790
9. Selia Helm	2001-04	108	291	369	.789
10. Sara Potts	2002-05	117	188	240	.783

REBOUNDS

Player	Seasons	G	Avg	Reb
1. Valerie Still	1979-83	119	12.8	1,525
2. Victoria Dunlap	2008-11	133	8.3	1,099
3. J. Humphrey	2003-07	129	7.5	964
4. Leslie Nichols	1982-86	111	7.9	877
5. Sarah Elliott	2005-08	132	6.1	800
6. Rhyne Howard	2019-22	114	6.9	789
7. Debra Oden	1976-80	109	7.2	785
8. Samarie Walker	2012-14	96	8.1	777
9. Kim Denkins	1994-98	107	7.1	762
10. Liz Lukschu	1977-81	119	6.1	722

REBOUNDING AVERAGE (MIN. 50 GAMES PLAYED)

Player	Seasons	G	Reb	Avg
1. Valerie Still	1979-83	119	1,525	12.8
2. Evelyn Akhator	2015-17	66	664	10.1
3. Victoria Dunlap	2008-11	133	1,099	8.3
4. Samarie Walker	2012-14	96	777	8.1
5. Leslie Nichols	1982-86	111	877	7.9
6. J. Humphrey	2003-07	129	964	7.5
7. Debra Oden	1976-80	109	785	7.2
8. Kim Denkins	1994-98	107	762	7.1
9. Rhyne Howard	2019-22	114	789	6.9
10. Jocelyn Mills	1989-93	103	703	6.8

ASSISTS

Player	Seasons	G	Avg	Asst
1. Patty Jo Hedges	1980-83	120	6.091	731
2. Sandy Harding	1983-87	111	6.360	706
3. Jodie Whitaker	1985-89	111	4.180	464
Lea Wise	1979-83	120	3.866	464
5. Taylor Murray	2016-19	127	3.543	450
6. Stacey Reed	1991-95	114	3.877	442
7. Amber Smith	2008-12	123	3.455	425
8. Makayla Epps	2013-17	133	3.067	408
9. Rita Adams	1999-2003	110	3.636	400
10. Tracey Davis	1987-91	113	3.247	367

ASSISTS PER GAME (MIN. 50 GAMES PLAYED)

Player	Seasons	G	Asst	Avg
1. Sandy Harding	1983-87	111	706	6.360
2. Patty Jo Hedges	1979-83	120	731	6.091
3. Jodie Whitaker	1985-89	111	464	4.180
4. Stacey Reed	1991-95	114	442	3.877
5. Lea Wise	1979-83	120	464	3.866
6. Angela Phillips	2003-05	62	230	3.710
7. Rita Adams	1999-2003	110	400	3.636
8. Taylor Murray	2016-19	127	450	3.543
9. Amber Smith	2008-2012	123	425	3.455
Tracey Davis	1987-91	113	367	3.247

BLOCKS PER GAME (MIN. 50 BLOCKS)

Player	Seasons	G	Blks	Avg
1. Sarah Elliott	2005-08	132	195	1.47
2. DeNesha Stallworth	2012-14	65	87	1.34
3. Shantia Owens	1998-2000	61	81	1.33
Victoria Dunlap	2008-11	133	178	1.33
5. Valerie Still	1979-83	119	156	1.31
6. Victoria Dunlap	2008-11	100	129	1.29
7. Laura Meadows	1997-2000	89	95	1.17
8. Lisa Ellis	1988-90	59	68	1.15
9. Azia Bishop	2012-15	134	152	1.13
10. Samarie Walker	2011-14	96	96	1.00

BLOCKS

Player	Seasons	G	Avg	Blks
1. Sarah Elliott	2005-08	132	1.47	195
2. Victoria Dunlap	2008-11	133	1.34	178
3. Valerie Still	1979-83	119	1.31	156
4. Azia Bishop	2012-15	134	1.13	152
5. Rhyne Howard	2019-22	114	0.95	109
6. KeKe McKinney	2018-21	113	0.95	107
J. Humphrey	2003-07	129	0.83	107
8. Leslie Nichols	1982-86	111	0.92	102
9. Samarie Walker	2011-14	96	1.00	96
10. Laura Meadows	1997-2000	89	1.17	95

STEALS

Player	Seasons	G	Avg	Stls
1. A'dia Mathies	2010-13	140	2.286	320
2. Stacey Reed	1991-95	114	2.710	309
3. Victoria Dunlap	2008-11	133	2.310	307
4. Taylor Murray	2016-19	127	2.259	287
5. Leslie Nichols	1982-86	111	2.504	278
6. Patty Jo Hedges	1979-83	120	2.266	272
7. Rita Adams	1999-2003	110	2.427	267
8. Leslie Howard	2019-22	114	2.298	262
9. LaTonya McDole	1998-2002	117	2.076	243
10. Christina Jansen	1992-96	107	2.140	229

STEALS PER GAME (MIN. 75 STEALS)

Player	Seasons	G	Stls	Avg
1. Stacey Reed	1991-95	114	309	2.710
2. Leslie Nichols	1982-86	111	278	2.504
3. Rita Adams	1999-2003	110	267	2.427
4. Victoria Dunlap	2008-11	133	307	2.310
5. Rhyne Howard	2019-22	114	262	2.298
6. A'dia Mathies	2010-13	140	320	2.286
7. Patty Jo Hedges	1979-83	120	272	2.266
8. Taylor Murray	2016-19	127	287	2.259
9. Christina Jansen	1992-96	107	229	2.140
10. Chastiy Patterson	2019-21	46	98	2.130

DOUBLE-DOUBLES (OVERALL/POINTS-REBOUNDS)

Player	Total
1. Valerie Still	66
2. Leslie Nichols	33
3. Evelyn Akhator	31
Victoria Dunlap	31
5. Rhyne Howard	27
6. Jocelyn Mills	22
7. Kim Denkins	20
Samarie Walker	20
10. Dre'una Edwards	16
Jennifer Humphrey	16
Eleia Roddy	16



TOP-10 TEAM SEASON PERFORMANCES

POINTS

	Pts	Year
1.	2845	2013-14
2.	2733	1977-78
3.	2713	2012-13
4.	2662	2009-10
5.	2589	2011-12
6.	2571	2014-15
7.	2544	1981-82
8.	2540	1989-90
9.	2494	1980-81
10.	2465	2015-16

POINTS PER GAME

	PPG	Year
1.	83.5	1979-80
2.	83.4	1982-83
3.	81.9	1989-90
4.	81.3	2013-14
5.	80.4	1990-91
	80.4	1980-81
7.	80.1	1985-86
8.	79.5	1981-82
9.	78.0	1977-78
10.	77.9	1993-94

SCORING MARGIN

	PPG	Year
1.	17.7	1979-80
2.	17.5	2012-13
3.	16.0	1989-90
4.	14.5	2011-12
5.	14.4	1980-81
6.	14.3	2009-10
7.	14.1	2015-16
8.	12.9	1982-83
9.	12.8	2013-14
10.	12.4	2018-19

REBOUNDS

	Rebounds	Year
1.	1513	2013-14
2.	1426	1977-78
3.	1414	2014-15
4.	1413	1978-79
5.	1410	2012-13
6.	1400	2006-07
7.	1377	1981-82
8.	1368	2009-10
9.	1340	1989-90
	1340	1980-81

FGS MADE

	Made	Year
1.	1096	1977-78
2.	1045	1981-82
3.	1029	2013-14
4.	1004	1980-81
5.	1001	2012-13
6.	987	1985-86
7.	983	1979-80
8.	971	1989-90
9.	934	2015-16
10.	929	1982-83

FG ATTEMPTS

	FG Attempts	Year
1.	2550	1977-78
2.	2392	2012-13
3.	2369	2013-14
4.	2302	2011-12
5.	2271	2014-15
6.	2216	2009-10
7.	2155	2010-11
8.	2140	1981-82
9.	2091	2006-07
10.	2084	1989-90

3-POINT FIELD GOALS MADE

	Made	Year
1.	252	2019-20
2.	240	2012-13
3.	234	2018-19
4.	211	2011-12
5.	195	2020-21
6.	193	2017-18
7.	192	2013-14
8.	187	2009-10
9.	182	2010-11
10.	181	2021-22

3-POINT ATTEMPTS

	3PT Attempts	Year
1.	731	2012-13
2.	694	2019-20
3.	659	2011-12
4.	642	2018-19
5.	597	2010-11
6.	588	2009-10
7.	564	2013-14
8.	563	2020-21
9.	551	2016-17
10.	548	1994-95

FTS MADE

	Made	Year
1.	631	2009-10
2.	607	2014-15
3.	595	2013-14
4.	572	2010-11
5.	560	1989-90
6.	543	1991-92
7.	541	1977-78
8.	528	2011-12
9.	514	1998-99
10.	486	1980-81

FTS ATTEMPTED

	FT Attempts	Year
1.	903	2014-15
2.	891	2010-11
3.	853	1991-92
4.	825	2011-12
5.	805	1999-2000
6.	784	2012-13
7.	782	1992-93
8.	714	2008-09
9.	701	1981-82
10.	697	1991-92

ASSISTS

	Assists	Year
1.	665	1981-82
2.	590	1980-81
3.	575	1985-86
4.	567	1989-90
5.	536	1982-83
6.	511	1983-84
7.	509	1979-80
8.	507	2015-16
9.	496	2013-14
10.	484	2021-22

BLOCKS

	Blocks	Year
1.	181	2012-13
2.	170	2021-22
3.	152	2006-07
4.	148	2014-15
5.	145	2009-10
6.	141	2007-08
	141	2013-14
8.	135	2005-06
9.	131	2015-16
10.	130	1999-00

TURNOVERS FORCED

	Forced TOs	Year
1.	939	2011-12
2.	853	2012-13
3.	823	2009-10
4.	817	2010-11
5.	790	1989-90
6.	741	2014-15
7.	700	2018-19
8.	699	2013-14
9.	686	1977-78
10.	666	1993-94

STEALS

	Steals	Year
1.	429	2012-13
2.	422	2011-12
3.	418	2009-10
4.	382	1990-91
5.	373	2010-11
6.	372	1989-90
7.	355	2018-19
8.	345	1993-94
9.	344	1980-81
10.	343	2013-14

Note: Records kept since the 1977-78 season



TOP-10 TEAM SINGLE-GAME PERFORMANCES

POINTS

- 133 vs. Baylor (12/6/13)
- 121 vs. Kentucky State (11/24/89)
- 117 vs. Bradley (11/27/13)
- 116 vs. Lipscomb (11/21/13)
- 114 vs. Kent State (11/23/90)
- 112 vs. Florida Atlantic (12/30/2000)
112 vs. Morehead State (11/18/15)
- 111 vs. Appalachian State (11/14/14)
111 vs. Charleston (1/31/86)
- 109 vs. Grambling (12/29/13)
109 vs. National College (2/22/84)

REBOUNDS

- 67 vs. Wright State (3/22/14)
67 vs. Morehead State (11/18/15)
- 66 vs. Rutgers (1/12/80)
66 vs. National College (2/9/82)
- 65 vs. Cincinnati (2/10/93)
- 63 vs. Morehead State (11/23/12)
63 vs. Duquesne (11/24/90)
63 vs. Kent State (11/23/90)
63 vs. Alabama-Birmingham (2/1/91)
- 62 vs. Murray State (11/26/10)

FGS MADE

- 53 vs. Kentucky State (11/24/89)
- 45 vs. Bradley (11/27/13)
45 vs. Lipscomb (11/21/13)
45 vs. Morris Brown (12/23/02)
- 44 vs. Wright State (3/22/14)
- 43 vs. Morehead State (11/18/15)
- 41 vs. Western Carolina (12/18/18)
- 40 vs. Georgia Southern (11/13/13)
40 vs. Eastern Kentucky (2/1/94)
40 vs. Evansville (12/05/17)
40 vs. North Alabama (11/11/21)

FG ATTEMPTS

- 101 vs. Marshall (2/1/78)
- 93 vs. Baylor (12/6/13)
- 92 vs. Morehead State (11/18/15)
- 90 vs. Jacksonville State (11/15/11)
- 89 vs. Morehead State (11/19/14)
89 vs. Bradley (11/27/13)
89 vs. Southern Miss (11/19/11)
- 87 vs. Mississippi State (2/12/15)
- 86 vs. Lipscomb (11/21/13)
86 vs. Morris Brown (12/23/02)

FG PERCENTAGE

- 74.1 vs. Alabama (2/7/87) 35-49
- 64.7 vs. Alabama (1/25/18) 33-51
- 60.9 vs. Nicholls State (12/21/04) 39-64
- 60.7 vs. Arkansas (2/18/07) 34-56
- 60.3 vs. Tennessee State (12/22/05) 38-63
- 59.6 vs. Eastern Michigan (11/25/15) 34-57
- 59.3 vs. Chattanooga (3/20/05) 35-59
59.3 vs. Duquesne (11/28/03) 32-54
- 58.6 vs. Western Carolina (12/18/18) 41-70
58.6 vs. Ole Miss (01/26/17) 34-58

3-POINT FIELD GOALS MADE

- 16 at Alabama (1/9/2020)
- 14 vs. Mississippi State (1/8/12)
14 vs. Mississippi State (1/3/21)
- 13 vs. Southern University (11/11/18)

- 13 vs. Detroit (12/1/93)
13 vs. Tennessee (1/5/2020)
13 vs. Winthrop (12/11/2019)
- 12 vs. New Hampshire (11/17/16)
12 vs. Auburn (1/20/13)
12 vs. USC Upstate (11/25/12)
12 vs. Gonzaga (3/25/12)
12 vs. Miami Ohio (12/1/09)
12 vs. Stetson (11/22/05)
12 vs. Charleston Southern (12/10/04)
12 vs. Tennessee (3/8/22)

3-POINT ATTEMPTS

- 32 vs. Southern Miss (11/19/11)
32 vs. UCLA (12/28/94)
32 vs. Morehead State (11/21/2019)
- 31 vs. Alabama (1/6/13)
31 vs. Arkansas-Pine Bluff (12/11/11)
31 vs. Morehead State (11/17/09)
31 at Alabama (1/9/2020)
- 30 vs. USC Upstate (11/25/12)
30 vs. Mississippi State (1/8/12)
30 vs. Western Kentucky (12/5/95)
- 29 vs. NC State (03/25/19)
29 vs. Texas A&M (01/27/19)

FTS MADE

- 49 vs. Baylor (12/6/13)
- 36 vs. Miami Ohio (11/14/10)
36 vs. Louisville (12/20/09)
- 34 vs. Oklahoma (11/28/14)
- 33 vs. Vanderbilt (1/23/11)
33 vs. Louisville (2/19/92)
- 32 vs. Arkansas-Pine Bluff (12/11/11)
- 31 vs. Tennessee State (3/20/15)
- 29 vs. Oklahoma (3/21/16)
29 vs. North Carolina A&T (1/1/09)
29 vs. Memphis State (12/4/93)
29 vs. Ohio State (1/7/92)

FTS ATTEMPTED

- 66 vs. Baylor (12/6/13)
- 54 vs. Miami Ohio (11/14/10)
- 53 vs. Oklahoma (11/28/14)
- 52 vs. Louisville (12/20/09)
- 50 vs. Louisville (2/19/92)
48 vs. Vanderbilt (1/23/11)
- 44 vs. Arkansas-Pine Buff (12/11/11)
- 43 vs. Tennessee State (12/28/14)
43 vs. Northern Kentucky (12/3/14)
43 vs. Memphis State (12/4/93)

FT PERCENTAGE (MIN 10 MADE)

- 100.0 vs. Morehead (1977)
100.0 vs. Chattanooga (11-of-11) (3/20/04)
100.0 vs. Missouri (12-of-12) (1/13/13)
100.0 vs. Furman (11-of-11) 12/6/08)
- 95.8 vs. Wake Forest (23-of-24) 12/30/04
- 95.5 vs. UConn (21-of-22) (3/27/12)
95.5 vs. Florida (21-of-22) (2/18/10)
- 95.2 vs. Georgia (20-of-21) (2/27/2020)
- 94.7 vs. Missouri (18-of-19) (03/08/19)
94.7 vs. South Carolina (18-of-19) (2/21/10)

ASSISTS

- 34 vs. Western Kentucky (2/16/81)
- 33 vs. Michigan (1/23/82) and Detroit (12/28/83)
- 32 vs. Morehead State (11/18/15)
32 vs. Kentucky State (11/24/89)
- 31 vs. Detroit (2/26/86)

- 31 vs. Eastern Kentucky (1/5/86)
- 30 vs. Mississippi State (1/15/90)
30 vs. East Carolina (11/28/87)
30 vs. Valdosta State (11/27/83)
30 vs. Seton Hall (12/5/81)
30 vs. Merrimack (12/5/21)
- 29 vs. Eastern Kentucky (2/1/94)
29 vs. Tennessee State (1/15/87)
29 vs. Old Dominion (1/23/87)
29 vs. Charleston (12/19/82)
29 vs. LSU (2/27/82)
29 vs. Florida (12/31/81)

BLOCKS

- 19 vs. North Carolina A&T (12/6/06)
- 12 vs. Wright State (3/22/14)
12 vs. Tennessee State (12/22/05)
- 11 vs. Mississippi State (1/13/08)
11 vs. Winthrop (1/3/00)
11 vs. Kentucky State (1/16/89)
11 at Vanderbilt (1/27/22)
- 10 vs. Ole Miss (1/14/07)
10 vs. UT-Martin (12/28/99)
10 vs. Morehead State (11/23/12)
10 vs. Texas A&M (2/18/13)
10 vs. McNeese State (11/28/09)
10 vs. Furman (12/6/08)
10 vs. Indiana (12/9/88)
10 vs. Evansville (12/05/17)
10 vs. West Virginia (12/1/22)

TURNOVERS FORCED (83-84)

- 49 vs. Arkansas Pine Bluff (12/11/11)
- 48 vs. Jacksonville State (11/15/11)
- 46 vs. Stetson (12/20/89)
- 43 vs. Alabama State (11/07/18)
- 42 vs. Nebraska Omaha (11/23/11)
- 40 vs. Mississippi Valley State (1/1/10)
- 38 vs. USC Upstate (11/25/12)
38 vs. Louisville (12/20/09)
- 37 vs. Jackson State (11/29/15)
- 36 vs. Alcorn State (12/28/12)
36 vs. Morehead (11/12/10)
36 vs. Charleston (1/31/86)

STEALS (83-84)

- 28 vs. West Virginia (12/12/93)
- 25 vs. Arkansas Pine Bluff (12/21/10)
25 vs. Eastern Illinois (12/17/90)
- 24 vs. Georgia Southern (11/13/13)
24 vs. Morehead State (2/20/90)
- 23 vs. Alabama State (11/07/18)
- 22 vs. Louisville (1/19/94)
22 vs. UT-Chattanooga (11/30/81)
- 21 vs. USC Upstate (11/25/12)
21 vs. Arkansas Pine Bluff (12/11/11)
21 vs. Louisville (12/20/09)
21 vs. Mississippi State (1/4/92)
21 vs. Miami (Ohio) (11/26/91)
21 vs. Carson-Newman (12/13/80)
21 vs. Morehead State (3/4/78)

Note: Records kept since the 1977-78 season





KENTUCKY INDIVIDUAL SINGLE-SEASON RECORDS

POINTS

Player	Season	G	PPG	PTS
1. Valerie Still	1981-82	32	24.8	794
2. Valerie Still	1982-83	28	25.0	700
3. Pam Browning	1976-77	26	25.5	663
4. Valerie Still	1979-80	29	22.1	641
5. Rhyn Howard	2021-22	31	20.5	635
6. Rhyn Howard	2019-20	27	23.4	633
Victoria Dunlap	2009-10	35	18.1	633
8. Valerie Still	1980-81	30	20.9	628
9. Makayla Epps	2016-17	33	17.7	583
10. A'dia Mathies	2012-13	36	16.1	579

SCORING AVERAGE

Player	Season	G	Pts	Avg
1. Pam Browning	1976-77	26	663	25.5
2. Valerie Still	1982-83	28	700	25.0
3. Valerie Still	1981-82	32	794	24.8
4. Rhyn Howard	2019-20	27	633	23.4
5. Valerie Still	1979-80	29	641	22.1
6. Valerie Still	1980-81	31	628	20.9
7. Rhyn Howard	2020-21	24	497	20.7
8. Rhyn Howard	2021-22	31	635	20.5
9. Leslie Nichols	1984-85	27	497	18.4
Leslie Nichols	1983-84	27	496	18.4

FIELD GOALS MADE

Player	Season	G	FGA	FGM
1. Valerie Still	1981-82	32	565	329
2. Valerie Still	1982-83	28	456	273
3. Valerie Still	1980-81	30	447	260
4. Valerie Still	1979-80	29	463	256
5. Victoria Dunlap	2009-10	35	459	228
6. Makayla Epps	2016-17	33	481	221
7. Rhyn Howard	2021-22	31	488	215
8. Rhyn Howard	2019-20	27	490	212
9. Leslie Nichols	1984-85	27	423	211
10. Belitta Croley	1987-88	23	409	209

FIELD GOALS ATTEMPTED

Player	Season	G	FGM	FGA
1. Valerie Still	1981-82	32	329	565
2. Rhyn Howard	2019-20	27	212	490
3. Rhyn Howard	2021-22	31	215	488
4. Makayla Epps	2016-17	33	221	481
5. Valerie Still	1979-80	29	256	463
6. Victoria Dunlap	2009-10	35	228	459
7. Valerie Still	1982-83	28	273	456
8. Victoria Dunlap	2010-11	33	206	450
9. Valerie Still	1980-81	30	260	447
10. Sara Potts	2004-05	34	186	446

3-POINT FIELD GOALS MADE

Player	Year	Pct	3FGA	3FG
1. Rhyn Howard	2019-20	.382	220	84
2. Sara Potts	2004-05	.363	223	81
3. Maci Morris	2017-18	.475	158	75
Maci Morris	2018-19	.452	166	75
5. Rhyn Howard	2018-19	.387	191	74
Sara Potts	2002-03	.454	163	74
7. A'dia Mathies	2012-13	.422	173	73
8. Rhyn Howard	2021-22	.383	183	70
9. Jennifer O'Neill	2012-13	.356	188	67
10. Sara Potts	2003-04	.354	186	66

3-POINT FIELD GOALS ATTEMPTED

Player	Year	Pct	3FG	3FGA
1. Sara Potts	2004-05	.363	81	223
2. Rhyn Howard	2019-20	.382	84	220
3. Rhyn Howard	2018-19	.387	74	191
4. Jennifer O'Neill	2012-13	.356	67	188
5. Rhyn Howard	2021-22	.383	70	183
6. Jenny Pfeiffer	2006-07	.324	57	176
7. Shaunda Roberts	1995-96	.368	64	174
Keyla Snowden	2011-12	.345	60	174
9. A'dia Mathies	2012-13	.422	73	173
10. Stacey Reed	1992-93	.387	65	168

3-POINT FIELD GOAL PCT. (MIN. 100 ATT.)

Player	Year	3FG	3FGA	Pct
1. Maci Morris	2017-18	75	158	47.5
2. Sara Potts	2002-03	74	163	45.4
3. Maci Morris	2018-19	75	166	45.2
4. A'dia Mathies	2012-13	73	173	42.2
5. Tiffany Wait	1998-99	46	110	41.8
6. Carly Ormerod	2005-06	49	118	41.5
7. Sabrina Haines	2019-20	56	140	40.0
8. Maci Morris	2015-16	49	125	39.2
9. Janee Thompson	2015-16	56	144	38.9
10. Rhyn Howard	2018-19	74	191	38.7
Stacey Reed	1992-93	65	168	38.7

FREE THROWS MADE

Player	Season	G	FTA	FTM
1. Pam Browning	1976-77	26	263	196
2. Victoria Dunlap	2009-10	35	254	175
3. Valerie Still	1982-83	28	212	154
4. Valerie Still	1981-82	32	199	136
5. Valerie Still	1979-80	29	183	129
6. Stacy McIntyre	1991-92	30	124	160
7. Victoria Dunlap	2010-11	33	206	145
8. Rhyn Howard	2021-22	31	167	135
9. Bri Goss	2013-14	35	141	127
10. Evelyn Akhator	2016-17	33	183	126

FREE THROWS ATTEMPTED

Player	Season	G	FTM	FTA
1. Pam Browning	1976-77	26	196	263
2. Victoria Dunlap	2009-10	25	175	254
3. Valerie Still	1982-83	28	154	212
4. Victoria Dunlap	2010-11	33	145	206
5. Valerie Still	1981-82	32	136	199
6. Evelyn Akhator	2016-17	33	126	183
Valerie Still	1979-80	29	129	183
8. A'dia Mathies	2010-11	34	121	178
9. Rhyn Howard	2021-22	31	135	167
10. Makayla Epps	2014-15	34	114	165

FREE THROW PERCENTAGE (MIN. 50 ATT.)

Player	Season	FTM	FTA	Pct
1. Bri Goss	2013-14	127	141	.901
2. Jenny Pfeiffer	2005-06	94	106	.887
3. Amani Franklin	2008-09	69	78	.885
4. Maci Morris	2016-17	74	84	.881
5. Sara Potts	2004-05	49	58	.865
6. Jenny Pfeiffer	2006-07	69	80	.863
7. SeSe Helm	2001-02	62	72	.861
8. Keyla Snowden	2011-12	63	54	.857
9. Jenny Pfeiffer	2003-04	51	60	.850
Kristi Cushenberry	1988-89	85	100	.850

REBOUNDS

Player	Season	G	Avg	Reb
1. Valerie Still	1981-82	32	14.3	457
2. Valerie Still	1979-80	29	13.9	403
3. Debra Oden	1977-78	35	10.6	371
4. Evelyn Akhator	2016-17	33	10.8	358
5. Jennifer Humphrey	2006-07	34	10.3	351
6. Valerie Still	1982-83	28	12.0	336
7. Valerie Still	1980-81	30	10.9	329
8. Evelyn Akhator	2015-16	33	9.3	306
9. Samarie Walker	2013-14	35	8.7	305
10. Victoria Dunlap	2009-10	35	8.4	293
Samarie Walker	2012-13	36	8.1	293

REBOUNDING AVERAGE

Player	Season	G	Reb	Avg
1. Valerie Still	1981-82	32	457	14.3
2. Valerie Still	1979-80	29	403	13.9
3. Valerie Still	1982-83	28	336	12.0
4. Valerie Still	1980-81	30	329	10.9
5. Evelyn Akhator	2016-17	33	358	10.8
6. Debra Oden	1977-78	35	371	10.6
7. Jennifer Humphrey	2006-07	34	351	10.3
8. Evelyn Akhator	2015-16	33	306	9.3
9. Leslie Nichols	1984-85	29	247	9.1
Victoria Dunlap	2008-09	32	290	9.1

10. Kim Denkins	1995-96	27	242	9.0
-----------------	---------	----	-----	-----

ASSISTS

Player	Season	G	Avg	Assists
1. Patty Jo Hedges	1981-82	32	6.53	209
2. Patty Jo Hedges	1982-83	28	7.14	200
3. Sandy Harding	1986-87	28	6.60	185
4. Sandy Harding	1985-86	28	6.53	183
5. Patty Jo Hedges	1980-81	31	5.83	181
6. Jodie Whitaker	1987-88	29	6.10	177
7. Sandy Harding	1984-85	27	6.29	170
8. Sandy Harding	1983-84	28	6.00	168
9. Rita Adams	2001-02	29	5.58	162
10. Amber Smith	2009-10	36	4.47	161

BLOCKS

Player	Season	G	Avg	Blks
1. Victoria Dunlap	2009-10	35	1.885	66
2. Sarah Elliott	2007-08	33	1.696	56
Samarie Walker	2012-13	36	1.555	56
4. Valerie Still	1980-81	31	1.709	53
Azia Bishop	2014-15	33	1.606	53
6. DeNesha Stallworth	2012-13	35	1.486	52
7. Sarah Elliott	2006-07	34	1.471	50
8. Sarah Elliott	2004-05	34	1.484	49
Victoria Dunlap	2010-11	33	1.484	49
10. Valerie Still	1979-80	29	1.586	46

BLOCKS PER GAME (MIN. 30 BLOCKS)

Player	Season	G	Blks	Avg
1. Victoria Dunlap	2009-10	35	66	1.888
2. Valerie Still	1980-81	31	53	1.709
3. Sarah Elliott	2007-08	33	56	1.696
4. KeKe McKinney	2019-20	26	42	1.615
5. Azia Bishop	2014-15	33	53	1.606
6. Valerie Still	1979-80	29	46	1.586
7. Samarie Walker	2012-13	36	56	1.555
8. Pattresa Leonard	1990-91	29	44	1.517
9. DeNesha Stallworth	2012-13	35	52	1.486
10. Sarah Elliott	2004-05	34	49	1.484

STEALS

Player	Season	G	Avg	Stls
1. Victoria Dunlap	2009-10	35	3.0	107
2. Leslie Nichols	1985-86	29	3.6	104
Rita Adams	2001-02	29	3.6	104
4. Taylor Murray	2018-19	32	3.2	103
5. Victoria Dunlap	2010-11	33	3.0	100
6. Stacey Reed	1993-94	28	3.5	97
7. A'dia Mathies	2009-10	36	2.6	93
8. Malinka Salhi	1989-90	31	2.9	90
9. A'dia Mathies	2011-12	34	2.6	87
10. Patty Jo Hedges	1980-81	31	2.5	78

STEALS PER GAME (MIN. 30 STEALS)

Player	Season	G	Stls	Avg
1. Leslie Nichols	1985-86	29	104	3.586
Rita Adams	2001-02	29	104	3.586
3. Stacey Reed	1993-94	28	97	3.464
4. Taylor Murray	2018-19	32	103	3.218
5. Victoria Dunlap	2009-10	35	107	3.057
6. Malinka Salhi	1989-90	31	90	2.903
7. Leslie Nichols	1984-85	27	74	2.740
8. Chasity Patterson	2020-21	27	73	2.703
9. Stacey Reed	1994-95	28	75	2.678
9. A'dia Mathies	2009-10	36	93	2.583
10. Rhyn Howard	2020-21	24	61	2.542





KENTUCKY INDIVIDUAL SINGLE-GAME RECORDS

SCORING

Player, Opponent (Date)	PTS
1. Rhyne Howard at Alabama (1/9/2020)	43
Jennifer O'Neill vs. Baylor (12/6/13)	43
3. Makayla Epps vs. Mississippi State (2/12/15)	42
Valerie Still vs. Charleston (12/19/82)	42
5. Valerie Still vs. Florida (2/20/82)	41
6. Bebe Croley vs. Morehead State (12/20/87)	40
7. Valerie Still vs. Indiana (12/6/80)	39
8. Valerie Still vs. Indiana (12/15/79)	38
Valerie Still vs. Ohio State (12/2/82)	38
Valerie Still @ Rutgers (2/16/83)	38

FIELD GOALS MADE

Player, Opponent (Date)	FGM
1. Makayla Epps vs. Mississippi State (2/12/15)	18
Valerie Still @ Florida (2/20/82)	18
3. Valerie Still @ Rutgers (2/16/83)	16
Valerie Still vs. Seton Hall (12/5/81)	16
Valerie Still @ Georgia (2/6/82)	16
Valerie Still @ Murray State (12/10/80)	16
7. Jocelyn Mills vs. Florida (2/28/93)	15
Lisa Collins vs. Vanderbilt (2/20/84)	15
Lea Wise vs. Illinois (3/14/82)	15
Valerie Still vs. Indiana State (1/17/81)	15
Valerie Still vs. Indiana (12/15/79)	15

FIELD GOALS ATTEMPTED

Player, Opponent (Date)	FGA
1. Jennifer O'Neill vs. Baylor (12/6/13)	31
2. Makayla Epps vs. Mississippi State (2/12/15)	30
3. Pam Browning @ Central Missouri (12/18/76)	29
4. Stacey Reed @ Florida (1/4/94)	28
Stacey Reed @ Ohio State (12/4/94)	28
6. Rhyne Howard vs. Tennessee (1/5/2020)	27
Valerie Still vs. Rutgers (1/12/80)	27
7. Rhyne Howard vs. Mississippi State (3/7/2020)	26
Rhyne Howard vs. Ole Miss (2/04/21)	26
Makayla Epps vs. South Carolina (3/4/17)	26
Stacey Reed vs. Mississippi State (1/16/94)	26
Jodie Whitaker vs. Tennessee (3/5/88)	26
Maci Morris vs. California, Berkeley (12/21/17)	26

FIELD GOAL PERCENTAGE (MIN. 10 ATTEMPTS)

Player, Opponent (Date)	Pct
1. Lisa Collins vs. LSU (3/3/84)	100.0 [10-10]
2. Lea Wise vs. Illinois (3/14/82)	.938 [15-16]
3. Jaida Roper vs. Winthrop (12/11/2019)	.923 [12-13]
4. Sandy Harding vs. Alabama (2/7/87)	.909 [10-11]
4. Jennifer Humphrey vs. Miss. St. (1/25/07)	.900 [9-10]
Sarah Elliott vs. Nicholls State (12/21/04)	.900 [9-10]
Rita Adams vs. Sam Houston St. (11/23/01)	.900 [9-10]
Karri Koach @ Miss. St. (1/15/95)	.900 [9-10]
Josh Mills vs. Morehead State (2/20/90)	.900 [9-10]
9. Karen Mosley vs. National College (2/22/84)	.867 [13-15]
10. Evelyn Akhator vs. Alabama (1/12/17)	.857 [12-14]
Valerie Still vs. Louisville (2/29/80)	.857 [12-14]

3-POINT FIELD GOALS MADE

Player	Opp (Date)	3FGA	3FG
1. Rhyne Howard	Auburn (2/27/22)	13	8
2. Rhyne Howard	Southern U (11/11/18)	11	7
	at Alabama (1/9/2020)	11	7
	Tennessee (1/5/2020)	13	7
Sara Potts	High Point (1/6/04)	12	7
	Chattanooga (3/20/05)	14	7
6. Makenzie Cann	New Hamp. (11/17/16)	8	6
A'dia Mathies	Dayton (3/26/13)	7	6
Keyla Snowden	UT Martin (12/22/09)	6	6
Keyla Snowden	Arkansas Pine Bluff	12	6
Sara Potts	@ Alabama (2/23/03)	10	6
Jenny Pfeiffer	Long Island (12/15/02)	8	6
Tedra Eberhart	Detroit-Mercy (12/1/93)	10	6
Jenny Pfeiffer	Alabama (2/26/06)	12	6
	Florida (1/12/06)	9	6

3-POINT FIELD GOALS ATTEMPTED

Player	Opp (Date)	3FG	3FGA
1. Shaunda Roberts	So. Carolina (1/24/96)	5	17
2. Jennifer O'Neill	Central Mich. (11/22/14)	5	15
3. Rhyne Howard	at LSU (1/19/2020)	4	14
Sara Potts	Chattanooga (3/20/05)	7	14
5. Rhyne Howard	Auburn (2/27/22)	8	13
Rhyne Howard	Ole Miss (01/13/19)	5	13
Jennifer O'Neill	Texas A&M (3/10/13)	2	13
Shaunda Roberts	Marshall (2/8/96)	3	13
Shaunda Roberts	Auburn (3/1/96)	4	13
Stacey Reed	Western Ky. (12/10/93)	5	13
Jenny Pfeiffer	Oakland (3/15/07)	5	13
Keyla Snowden	LSU (3/3/12)	5	13

FREE THROWS MADE

Player, Opponent (Date)	FTM
1. Bernisha Pinkett vs. Vanderbilt (1/23/11)	15
2. Stacy McIntyre vs. Houston (11/30/92)	14
Valerie Still vs. Charleston (12/19/82)	14
4. Jennifer O'Neill vs. Baylor (12/6/13)	13
Pam Browning vs. Eastern Kentucky (1976-77)	13
Tiffany Wait at Miami (12/20/97)	13
Erica Jackson at Ohio State (11/19/98)	13
Tiffany Wait vs. Georgia (2/7/99)	13
Lydia Watkins at South Alabama (12/30/07)	13
Victoria Dunlap vs. Butler (11/15/09)	13

FREE THROWS ATTEMPTED

Player, Opponent (Date)	FTA
1. Jennifer O'Neill vs. Baylor (12/6/13)	19
2. Erica Jackson at Ohio State (11/19/98)	18
Bernisha Pinkett vs. Vanderbilt (1/23/11)	18
Victoria Dunlap at Arkansas (1/6/11)	18
5. Liz Lukschu vs. Morehead (1/22/80)	17
Karen Mosely vs. Auburn (2/2/86)	17
Victoria Dunlap vs. MTSU (12/28/09)	17
A'dia Mathies vs. Liberty (3/20/10)	17
9. Pam Browning vs. Mt. St. Joseph (2/21/77)	16
Valerie Still vs. Charleston (12/19/82)	16
Debbie Miller vs. Tennessee (1/24/86)	16

FREE THROW PERCENTAGE (MIN. 10 ATTEMPTS)

Player, Opponent (Date)	Pct
1. Jaida Roper vs. Georgia (2/27/2020) [11-of-11]	100.0
Stacey McIntyre vs. Houston (11/30/92) [14-of-14]	100.0
Lydia Watkins vs. South Alabama (12/30/07) [13-of-13]	100.0
Makayla Epps vs. Ole Miss (1/21/16) [12-of-12]	100.0
Bria Goss vs. Grambling State (12/29/13) [12-of-12]	100.0
Jenny Pfeiffer vs. Xavier (12/10/03) [11-of-11]	100.0
Bria Goss vs. Missouri (1/12/14) [10-of-10]	100.0
Jennifer O'Neill at DePaul (12/12/13) [10-of-10]	100.0
Kristi Cushenberry vs. Ole Miss (2/23/92) [10-of-10]	100.0
Bebe Croley vs. Vanderbilt (3/4/88) [10-of-10]	100.0
Patty Jo Hedges vs. Cincinnati (11/27/82) [10-of-10]	100.0
Tiffany Wait vs. LSU (2/26/99) [10-of-10]	100.0
Taylor Murray vs. Missouri (1/30/17) [10-of-10]	100.0

REBOUNDS

Player	Opponent (Date)	Reb
1. Valerie Still	National College (2/9/82)	27
2. Valerie Still	Rutgers (1/12/80)	26
3. Pam Browning	UT-Martin (1/22/77)	23
Victoria Dunlap	Louisville (12/5/10)	23
Evelyn Akhator	Ohio State (3/19/17)	23
5. Valerie Still	UT-Chattanooga (11/30/81)	21
6. Valerie Still	Charleston (12/19/82)	20
Debra Oden	Morehead (3/4/78)	20
Jennifer Humphrey	Auburn (1/21/07)	20
DeNesha Stallworth	Mississippi State (2/27/14)	20
10. J. Humphrey	Arkansas (3/1/07)	19

ASSISTS

Player	Opponent (Date)	Assists
1. Patty Jo Hedges	Cincinnati (1/15/82)	16
2. Patty Jo Hedges	LSU (2/27/82)	15
Sandy Harding	Dayton (1/14/86)	15
4. Patty Jo Hedges	Memphis State (1/3/83)	14
Jodie Whitaker	East Carolina (11/28/87)	14
6. Tracye Davis	Tennessee State (1/30/88)	13
7. Stacey Reed	Detroit (12/1/93)	12
Jodie Whitaker	Miami (2/8/86)	12
Leslie Nichols	Detroit (2/26/86)	12

BLOCKS

Player	Opponent (Date)	Blks
1. DeNesha Stallworth	Texas A&M (2/18/13)	7
2. Nyah Leveretter	Vanderbilt (1/27/22)	6
Dre'una Edwards	West Virginia (12/1/22)	6
Azia Bishop	Tennessee State (12/28/14)	6
Laura Meadows	Nebraska (11/29/99)	6
Lisa Ellis	Middle Tennessee (1/8/89)	6
Jody Runge	Memphis State (1/31/82)	6
Sarah Elliott	NCA&T (12/6/05)	6
7. KeKe McKinney	Alabama (2/6/2020)	5
KeKe McKinney	Middle Tennessee (12/15/18)	5
Sarah Elliott	West Virginia (3/28/05)	5
Shantia Owens	Ole Miss (1/10/99)	5
Shantia Owens	Winthrop (1/3/00)	5
Lisa Ellis	Kentucky State (1/16/89)	5
Leslie Nichols	Old Dominion (1/10/86)	5
Sarah Elliott	Louisville (12/20/07)	5
Sarah Elliott	James Madison (3/26/08)	5
Sarah Elliott	Marquette (3/30/08)	5
Jenn'e Jackson	Furman (12/6/08)	5
Victoria Dunlap	Mississippi State (3/6/10)	5
Azia Bishop	Central Michigan (11/17/13)	5
DeNesha Stallworth	Wright State (3/22/14)	5
Dorie Harrison	Evansville (12/05/17)	5

STEALS

Player	Opponent (Date)	Steals
1. Leslie Nichols	Louisville (2/14/86)	11
2. Chasity Patterson	Wofford (12/19/20)	10
3. Rita Adams	VCU (12/16/01)	9
A'dia Mathies	Nebraska Omaha (11/23/11)	9
5. 15 players		8
Last, Chasity Patterson at DePaul (12/16/2020)		



STREAKS

WIN STREAK

OVERALL

No.	Began	Ended
17	Nov. 17, 2012 vs. High Point (H) 80-46	Jan. 24, 2013 vs. South Carolina (A) 50-55
11	Nov. 13, 2015 vs. Rice (H) 72-39	Jan. 3, 2016 vs. Auburn (A) 61-66
11	Nov. 8, 2013 at Marist (A) 75-61	Dec. 22, 2013 vs. Duke (H) 61-69
11	Nov. 13, 2009 vs. Boston (H) 92-58	Dec. 28, 2009 vs. MTSU (A) 51-57
11	Jan. 6, 1983 vs. Middle Tennessee (H) 73-68	Feb. 9, 1983 vs. Tennessee (H) 85-95
10	Feb. 13, 2022 at Alabama (A) 67-63	March 19, 2022 vs. Princeton (N) 69-62
10	Nov. 5, 2019 vs. Mount St. Mary's (H) 67-44	Dec. 15, 2019 vs. UofL (H) 67-66
10	Jan. 1, 2012 vs. Florida (A) 59-56	Feb. 5, 2012 vs. LSU (A) 51-61
10	Nov. 11, 2011 vs. Morehead State (A) 96-60	Dec. 18, 2011 vs. Notre Dame (A) 83-92
10	Jan. 5, 1980 vs. South Carolina State (A) 87-72	Feb. 2, 1980 vs. Tennessee (H) 83-91
9	Nov. 7, 2018 vs. Alabama State (H) 87-35	Dec. 9, 2018 at Louisville (A) 75-80
9	Nov. 30, 1989 vs. Miami (OH) (A) 61-56	Jan. 7, 1990 vs. Vanderbilt (A) 70-79
9	Dec. 1, 1980 vs. Charleston (H) 94-57	Jan. 11, 1981 vs. Rutgers (A) 67-69
8	Jan. 17, 2010 vs. Alabama (H) 88-63	Feb. 14, 2010 vs. Vanderbilt (A) 55-68
8	Dec. 8, 2006 vs. Alabama State (H) 75-46	Jan. 6, 2007 vs. Ohio State (A) 51-53
8	Nov. 18, 2005 vs. IUPUI (H) 81-52	Dec. 18, 2005 vs. #3 LSU (H) 36-66
8	Dec. 5, 1990 vs. Miami (OH) (H) 72-68	Jan. 6, 1991 vs. LSU (A) 74-78
8	Nov. 11, 1982 vs. East Carolina (H) 78-67	Jan. 3, 1983 vs. Memphis State (A) 71-75
8	Feb. 10, 1980 vs. Auburn (N) 88-59	March 6, 1980 vs. N.C. State (A) 63-71
7	Dec. 3, 1987 vs. Ohio State (H) 68-51	Jan. 4, 1998 vs. Florida (A) 58-100
7	Dec. 20, 1992 vs. Chicago State (N) 95-33	Jan. 16, 1993 vs. Auburn (H) 49-52
7	March 22, 1990 vs. Maine (N) 76-66	Dec. 2, 1990 vs. Indiana (A) 64-80
7	Feb. 20, 1982 vs. Florida (A) 89-87	March 20, 1982 vs. La. Tech (A) 60-82
7	Dec. 21, 1981 vs. UCLA (H) 83-72	Jan. 20, 1982 vs. Old Dominion (A) 68-91
7	Jan. 13, 1981 vs. Western Kentucky (A) 77-70	Jan. 31, 1981 vs. Auburn (N) 66-70
7	Jan. 13, 2011 vs. South Carolina (H) 66-48	Feb. 7, 2011 vs. Tennessee (H) 67-73
7	Nov. 5, 2017 vs. Southern Indiana (H) 87-56	Nov. 30, 2017 at Baylor (A) 90-63

SINGLE SEASON

No.	Began	Ended
17	Nov. 17, 2012 vs. High Point (H) 80-46	Jan. 24, 2013 vs. South Carolina (A) 50-55
11	Nov. 13, 2015 vs. Rice (H) 72-39	Jan. 3, 2016 vs. Auburn (A) 61-66
11	Nov. 8, 2013 at Marist (A) 75-61	Dec. 22, 2013 vs. Duke (H) 61-69
11	Nov. 13, 2009 vs. Boston (H) 92-58	Dec. 28, 2009 vs. MTSU (A) 51-57
11	Jan. 6, 1983 vs. Middle Tennessee (H) 73-68	Feb. 9, 1983 vs. Tennessee (H) 85-95
10	Feb. 13, 2022 at Alabama (A) 67-63	March 19, 2022 vs. Princeton (N) 69-62
10	Nov. 5, 2019 vs. Mount St. Mary's (H) 67-44	Dec. 15, 2019 vs. UofL (H) 67-66
10	Jan. 1, 2012 vs. Florida (A) 59-56	Feb. 5, 2012 vs. LSU (A) 51-61
10	Nov. 11, 2011 vs. Morehead State (A) 96-60	Dec. 18, 2011 vs. Notre Dame (A) 83-92
10	Jan. 5, 1980 vs. South Carolina State (A) 87-72	Feb. 2, 1980 vs. Tennessee (H) 83-91
9	Nov. 7, 2018 vs. Alabama State (H) 87-35	Dec. 9, 2018 at Louisville (A) 75-80
9	Nov. 30, 1989 vs. Miami (OH) (A) 61-56	Jan. 7, 1990 vs. Vanderbilt (A) 70-79
9	Dec. 1, 1980 vs. Charleston (H) 94-57	Jan. 11, 1981 vs. Rutgers (A) 67-69
8	Jan. 17, 2010 vs. Alabama (H) 88-63	Feb. 14, 2010 vs. Vanderbilt (A) 55-68
8	Dec. 8, 2006 vs. Alabama State (H) 75-46	Jan. 6, 2007 vs. Ohio State (A) 51-53
8	Nov. 18, 2005 vs. IUPUI (H) 81-52	Dec. 18, 2005 vs. #3 LSU (H) 36-66
8	Dec. 5, 1990 vs. Miami (OH) (H) 72-68	Jan. 6, 1991 vs. LSU (A) 74-78
8	Nov. 11, 1982 vs. East Carolina (H) 78-67	Jan. 3, 1983 vs. Memphis State (A) 71-75
8	Feb. 10, 1980 vs. Auburn (N) 88-59	March 6, 1980 vs. N.C. State (A) 63-71

HOME COURT

No.	Began	Ended
34	Feb. 13, 2011 vs. LSU 49-47	Feb. 3, 2013 vs. Georgia 71-75
30	Feb. 12, 1980 vs. Northern Kentucky 62-61	Jan. 31, 1982 vs. Memphis State 69-70
25	March 19, 2009 vs. Chattanooga 81-76	Jan. 9, 2011 vs. Georgia 59-61
19	Feb. 23, 1982 vs. Louisville 84-80	Feb. 9, 1983 vs. Tennessee 85-95
14	Jan. 31, 1990 vs. Eastern Kentucky 80-59	Jan. 27, 1991 vs. Alabama 65-72
13	Jan. 30, 1984 vs. New Orleans 85-68	Jan. 13, 1985 vs. Old Dominion 63-64
13	March 2, 2014 vs. Vanderbilt 65-63	Jan. 29, 2015 vs. Tennessee 72-73
11	Nov. 07, 2018 vs. Alabama State 87-35	Jan. 03, 2019 vs. Ole Miss 49-55
11	Feb. 7, 1987 vs. Alabama 89-80	Jan. 7, 1988 vs. Mississippi State 61-68
11	Feb. 10, 1979 vs. Detroit 80-61	Feb. 2, 1980 vs. Tennessee 83-91
10	Nov. 19, 2004 vs. Butler 82-44	Jan. 27, 2005 vs. Vanderbilt 67-73

BIGGEST WINS

Margin	Opponent (Site)	Score	Date
+77	Kentucky State (H)	121-44	Nov. 24, 1989
+75	Jacksonville State (H)	100-25	Nov. 15, 2011
+74	Morris Brown (H)	106-32	Dec. 23, 2002
+72	Arkansas-Pine Bluff (H)	107-35	Dec. 21, 2010
+68	Jackson State (H)	92-24	Nov. 29, 2015
+67	Lipscomb (H)	116-49	Nov. 21, 2013
+67	Alcorn State (H)	90-23	Dec. 28, 2012
+66	USC Upstate (H)	100-34	Nov. 25, 2012
+65	Georgia Southern (H)	103-38	Nov. 13, 2013
+63	Grambling State (H)	109-46	Dec. 29, 2013

+63	National College (H)	109-46	Feb. 22, 1984
+62	Chicago State (N)	95-33	Dec. 20, 1992
+61	Wofford College	98-37	Dec. 19, 2020
+60	Western Carolina (H)	99-39	Dec. 18, 2018
+60	Tennessee State (H)	105-45	Dec. 22, 2005
+59	Southern Utah (H)	98-39	Jan. 17, 1990
+58	Arkansas-Pine Bluff (H)	101-43	Dec. 12, 2011
+56	Charleston Southern (H)	89-33	Dec. 10, 2004
+56	Western Kentucky (H)	99-43	Jan. 14, 1980
+55	Winthrop (H)	91-36	Dec. 11, 2019
+55	Morehead State (H)	112-57	Nov. 18, 2015
+55	Nicholls State (H)	106-51	Dec. 21, 2004
+55	Winthrop (H)	94-39	Jan. 3, 2000
+55	Miami (Fla.) (H)	108-53	Feb. 8, 1986
+54	UNC Asheville (H)	85-31	March 19, 2016
+54	Miami (Ohio) (H)	107-53	Dec. 1, 2009
+53	Mississippi State (H)	100-47	Jan. 17, 2013
+52	Alabama State (H)	87-35	Nov. 11, 2018
+52	Florida A&M (H)	91-39	Dec. 13, 2009
+51	Bellarmine (N/A)	83-32	Jan. 10, 1975
+50	Indiana (H)	102-52	Dec. 15, 1979
+50	Southern University (H)	91-41	Nov. 11, 2018

BIGGEST SEC WINS

Margin	Opponent (Site)	Score	Date
+53	Mississippi State (H)	100-47	Jan. 17, 2013
+48	Mississippi State (H)	88-40	Jan. 8, 2012
+44	Auburn (H)	97-53	Jan. 20, 2013
+42	Ole Miss (A)	94-52	Feb. 20, 2020
+36	Mississippi State (A)	76-40	Feb. 26, 2012
+32	Ole Miss (H)	89-57	Jan. 26, 2017
+31	Auburn (H)	69-38	Feb. 3, 2011
+30	Ole Miss (H)	108-78	Feb. 13, 2014
+29	Arkansas (A)	79-50	Feb. 12, 2006
+29	Auburn (N)	88-59	Feb. 10, 1980
+28	South Carolina (H)	93-65	Feb. 21, 1999
+28	Auburn (H)	90-68	Feb. 27, 2022
+27	Alabama (A)	104-77	Jan. 18, 1983
+27	Arkansas (H)	87-60	Feb. 18, 2007
+26	Florida (H)	77-51	Feb. 18, 2010

BIGGEST LOSSES

Margin	Opponent (Site)	Score	Date
-79	Australian National	40-119	Feb. 1, 1974
-72	Tennessee (H)	38-110	Jan. 21, 2001
-54	Tennessee (A)	53-107	Nov. 13, 1976
-49	Delta State (A)	40-89	Dec. 19, 1976
-46	Georgia (A)	67-113	Feb. 23, 1986
-44	Tennessee (A)	39-83	Jan. 27, 2001
-44	Tennessee (A)	57-101	Jan. 21, 1989
-44	Tennessee (N)	66-100	March 5, 1988
-42	Florida (A)	58-100	Jan. 4, 1998
-42	Auburn (A)	46-88	Feb. 10, 1996

BIGGEST COMEBACKS

1.	-19	Miami (Ohio), 53-34, 16:27 in second half, (won, 77-71) 11/21/00
2.	-18	Miami (Ohio), 14:35 in second half, (won, 108-102, OT) 12/21/02
	-18	Middle Tenn., 31-13, 3:54 in first half (also down 46-29, 14:29 in second half) (won, 68-66) 1/8/89
4.	-17	Oregon State, 38-21, 2:29 in first half (won 73-70) 11/25/04
	-17	WKU, 30-47, 17:09 in second half, (won 76-63) 12/22/03
	-17	Villanova, 19-2, 11:52 in first half (won 63-54) 12/29/96
7.	-16	Louisville, 32-16, 6:44 in first half (won 77-68) 12/7/14
	-16	South Carolina, 30-46 in second half, (won, 78-74) 2/14/13
	-16	Vanderbilt, 53-37, 11:19 in second half (won, 74-68) 1/6/89
	-16	Ole Miss, 24-8, 6:51 in first half (won, 69-61) 2/8/07
11.	-15	Mississippi State, 54-39, 15:18 in second half (won, 76-67) 3/6/15
	-15	South Carolina, 45-30, 4:45 in third quarter (won, 64-62) 03/06/22
	-15	Mississippi State, 72-57, 7:10 in fourth quarter (won, 81-74) 2/15/22
12.	-14	Baylor, 40-26, 18:31 in the second half (won, 74-64) 11/17/14
	-14	Louisville, 21-7, 11:16 in first half (won 69-64) 12/1/13
	-14	Louisville, 35-21, 15:08 in second half (won, 48-47) 2/2/12
	-14	Florida, 20-6, 12:46 in first half (won, 71-67) 3/2/12
	-14	Mississippi St., 40-26, 18:52 in second half, (won, 76-65) 3/6/10
	-14	Xavier, 40-26, 18:49 in second half (won, 67-62) 3/24/05
	-14	Toledo, 32-18, 5:43 in second half (won, 85-76) 3/24/90
	-14	Auburn, 22-8, 8:36 in first half (won 91-90 2OT) 2/2/86
	-14	Indiana, 28-14, 6:44 in second quarter (won 72-68) 12/6/2020



SCORING

TEAM RECORDS

MOST POINTS

Half: 64 vs. Miami (2/8/86, 2nd half) and Nebraska (3/13/99, 2nd half)
1st Period: 35 vs. Evansville (12/5/18)
2nd Period: 33 vs. Florida (3/4/16)
3rd Period: 36 vs. North Alabama (11/11/21)
4th Period: 32 vs. South Carolina (2/26/17)
Game: 133 vs. Baylor (4OT) (12/6/13)
By an Opponent: 130 vs. Baylor (4OT) (12/6/13)
Game (both teams): 263 - UK 133 vs. Baylor 130 (4OT) (12/6/13)
Home Floor: 121 vs. Kentucky State (11/24/89)
Opponent's Floor: 107 @ Detroit (12/28/83)
Season: 2,845 (2013-14) [35 games]
In a Losing Game: 94 @ Ohio State (1/7/92) and vs. Dayton (3/21/15)
Largest Halftime Lead: 41 vs. Grambling State [60-19] (12/29/13)
Largest Deficit Overcome to Win a Game:
 -19 - Miami (Ohio), 53-34, 16:27 in second half, (won, 77-71) 11/21/00
Margin of Victory: 77 vs. Kentucky State [121-44] (11/24/89)

HIGHEST SCORING AVERAGE

Season: 83.5 (1979-80) [2,421 in 29 games]

HIGHEST SCORING MARGIN

Season: +17.5 (2011-12)

FEWEST POINTS

Game: 38, three times, last vs. Georgia Southern (11/13/13)
1st Period: 5 vs. LSU (2/4/18), vs USC Upstate (12/19/21)
Opp: 2 - Rice (11/13/15)
2nd Period: 3 vs. South Carolina (3/6/22)
Opp: 2 - Morehead State (11/23/17)
3rd Period: 5 vs. Georgia (1/7/18)
Opp: 4 - Jackson State (11/29/15)
4th Period: 6 at Miami (Fla.) (12/10/17)
Opp: 3 - Jackson State (11/29/15), Marshall (11/26/17)
Season: 1,657 (1996-97) [27 games]
Both Teams: 88 (UK 43 @ Arkansas 45) (1/23/93)
Allowed in a Season: 2,054 (2000-01) [27 games]
Allowed in a Game: 23 vs. Alcorn State (12/28/12)
Half by an Opponent: 9 vs. Charleston So. (12/10/04)
Worst Defeat: 72 vs. Tennessee [38-110] (1/21/01)

INDIVIDUAL RECORDS

POINTS SCORED

Game: 43, Jennifer O'Neill vs. Baylor (12/6/13); 43, Rhyne Howard at Alabama (1/9/2020)
Season: 794, Valerie Still (1981-1982)
Career: 2,763, Valerie Still (1979-83)

HIGHEST SCORING AVERAGE

Season (min. 20 games): 25.5, Pam Browning (1976-77)
Career (min. 40 games): 23.2, Valerie Still (1979-83)

CAREER LEADERS

SCORING AVERAGE

Player	Career	G	Pts	Avg
1. Valerie Still	1979-83	119	2,763	23.2
2. Rhyne Howard	2019-22	114	2,290	20.1
3. Leslie Nichols	1982-86	111	1,797	18.2
4. Pam Browning	1974-78	n/a	1,598	14.9
5. A'dia Mathies	2010-13	140	2,014	14.4
6. Bebe Croley	1984-88	94	1,399	14.2
7. Victoria Dunlap	2008-11	133	1,846	13.9
8. SeSe Helm	2000-04	108	1,487	13.8
9. Evelyn Akhator	2015-17	66	906	13.7

SINGLE-SEASON LEADERS

POINTS

Player	Season	G	Avg	Pts
1. Valerie Still	1981-82	32	24.8	794
2. Valerie Still	1982-83	28	25.0	700
3. Pam Browning	1976-77	26	25.5	663
4. Valerie Still	1979-80	29	22.1	641
5. Rhyne Howard	2021-22	31	20.1	635
6. Rhyne Howard	2019-20	27	19.6	633
Victoria Dunlap	2009-10	35	18.1	633
8. Valerie Still	1980-81	30	20.9	628
9. Makayla Epps	2016-17	33	17.7	583
10. A'dia Mathies	2012-13	36	16.1	579

BY A FRESHMAN:

Valerie Still	1979-80	29	22.1	641
Rhyne Howard	2018-19	32	16.4	525
A'dia Mathies	2009-10	36	13.6	491
Bria Goss	2011-12	35	11.0	384
Samantha Mahoney	2004-05	34	10.6	362

BY A SOPHOMORE:

Rhyne Howard	2019-20	27	23.4	633
Valerie Still	1980-81	30	20.9	628
Makayla Epps	2014-15	34	14.9	506
Leslie Nichols	1983-84	27	18.4	496
A'dia Mathies	2010-11	34	12.8	435

BY A JUNIOR:

Valerie Still	1980-82	28	26.6	746
Victoria Dunlap	2009-10	35	18.1	633
Maci Morris	2017-18	31	17.3	537
A'dia Mathies	2011-12	35	5.0	509

BY A SENIOR:

Valerie Still	1982-83	28	25.0	700
Rhyne Howard	2021-22	31	20.5	635
Makayla Epps	2016-17	33	17.7	583
Victoria Dunlap	2010-11	33	17.0	562
Evelyn Akhator	2016-17	33	15.9	526

SCORING AVERAGE

Player	Season	G	Pts	Avg
1. Pam Browning	1976-77	26	663	25.5
2. Valerie Still	1982-83	28	700	25.0
3. Valerie Still	1981-82	32	794	24.8
4. Rhyne Howard	2019-20	27	633	23.4
5. Valerie Still	1979-80	29	641	22.1
6. Valerie Still	1980-81	31	628	20.9
7. Rhyne Howard	2020-21	24	497	20.7
8. Rhyne Howard	2021-22	31	635	20.5
9. Leslie Nichols	1984-85	27	497	18.4
Leslie Nichols	1983-84	27	496	18.4

GAME LEADERS

POINTS

Player, Opponent (Date)	Pts
1. Rhyne Howard at Alabama (1/9/2020)	43
Jennifer O'Neill vs. Baylor (12/6/13)	43
3. Valerie Still vs. Charleston (12/19/82)	42
Makayla Epps vs. Mississippi State (2/12/15)	42
5. Valerie Still vs. Florida (2/20/82)	41
6. Bebe Croley vs. Morehead State (12/20/87)	40
7. Valerie Still vs. Indiana (12/6/80)	39
8. Valerie Still vs. Indiana (12/15/79)	38
Valerie Still vs. Ohio State (12/2/82)	38
Valerie Still @ Rutgers (2/16/83)	38

BY A FRESHMAN:

Valerie Still vs. Indiana (12/15/79) 38

BY A SOPHOMORE:

Rhyne Howard at Alabama (1/9/2020) 43

BY A JUNIOR:

Jennifer O'Neill vs. Baylor (12/6/13) 43

BY A SENIOR:

Valerie Still vs. Charleston (12/19/82) 42

MOST POINTS IN FIRST VARSITY GAME (SINCE 1979-80)

Player, Opponent (Date)	Pts
1. Maria Donhoff vs. n/a (1977-78)	20
Laura Meadows @ Indiana (11/18/97)	20
3. Valerie Still at Cincinnati (12/1/79)	18
4. Carly Ormerod vs. IUPUI (11/18/05)	17
5. Rhyne Howard vs. Alabama State (11/07/18)	15
6. Mary Custard vs. American (11/25/88)	14
7. Blair Green vs. Alabama State (11/07/18)	13
Pattresa Leonard vs. Kentucky State (11/24/89)	13
A'dia Mathies vs. Boston (11/13/09)	13
Tatyana Wyatt vs. Sacramento State (11/10/17)	13
11. Debbie Hoskins vs. Louisville (11/27/87)	12
Josh Mills vs. Kentucky State (11/24/89)	12
Bernisha Pinkett vs. Morehead (11/12/10)	12



YEAR-BY-YEAR SCORING / TOTAL POINTS LEADERS

Year	Player	Cl	Pos.	G	Pts	Avg.
1974-75	Pam Browning	FR	C	26	297	11.4
1975-76	Pam Browning	SO	C	20	268	13.4
1976-77	Pam Browning	JR	C	26	663	25.5
1977-78	Maria Donhoff	FR	G	33	413	12.5
1978-79	Liz Lukschu	SO	C	29	400	14.8
1979-80	Valerie Still	FR	C	29	641	22.1
1980-81	Valerie Still	SO	C	31	628	20.9
1981-82	Valerie Still	JR	C	32	794	24.8
1982-83	Valerie Still	SR	C	28	700	25.0
1983-84	Leslie Nichols	SO	F	27	496	18.4
1984-85	Leslie Nichols	JR	F	27	497	18.4
1985-86	Leslie Nichols	SR	F	29	486	16.7
1986-87	Bebe Croley	JR	F	28	495	17.7
1987-88	Bebe Croley	SR	F	23	402	17.5
1988-89	Kristi Cushenberry	FR	G/F	28	361	12.9
1989-90	Vanessa Foster-Sutton	SR	C	31	388	12.5
1990-91	Stacy McIntyre	JR	F	29	434	15.0
1991-92	Stacy McIntyre	SR	F	30	483	16.1
1992-93	Jocelyn Mills	SR	C	28	432	15.4
1993-94	Stacey Reed	JR	G	28	509	18.2
1994-95	Stacey Reed	SR	G	28	387	13.8
1995-96	Shaunda Roberts	SO	F	27	481	17.8
1996-97	Shaunda Roberts	JR	F	24	182	13.0
1997-98	Jaye Barnes	JR	F	28	411	14.7
1998-99	Tiffany Wait	JR	G	32	437	13.7
1999-2000	LaTonya McDole	SO	F	29	335	11.6
2000-01	LaTonya McDole	JR	F	27	345	12.8
2001-02	Selia "SeSe" Helm	SO	C	29	492	17.0
2002-03	Rita Adams	SR	G	25	340	13.6
2003-04	Sara Potts	JR	G/F	28	469	16.8
2004-05	Sara Potts	SR	G/F	33	530	15.6
2005-06	Sam Mahoney	SO	G	31	370	11.9
2006-07	Sarah Elliott	JR	C	34	460	13.5
2007-08	Sam Mahoney	SR	G	33	448	13.6
2008-09	Victoria Dunlap	SO	F	32	411	12.8
2009-10	Victoria Dunlap	JR	F	35	633	18.1
2010-11	Victoria Dunlap	SR	F	34	562	17.0
2011-12	A'dia Mathies	JR	G	34	509	15.0
2012-13	A'dia Mathies	SR	G	36	579	16.1
2013-14	Jennifer O'Neill	JR	G	35	441	12.6
2014-15	Makayla Epps	SO	G	34	506	14.9
2015-16	Makayla Epps	JR	G	32	546	17.1
2016-17	Makayla Epps	SR	G	33	583	17.7
2017-18	Maci Morris	JR	G	31	537	17.3
2018-19	Rhyne Howard	FR	G	32	525	16.4
2019-20	Rhyne Howard	SO	G	27	633	23.4
2020-21	Rhyne Howard	JR	G	24	497	20.7
2021-22	Rhyne Howard	SR	G	31	635	20.5

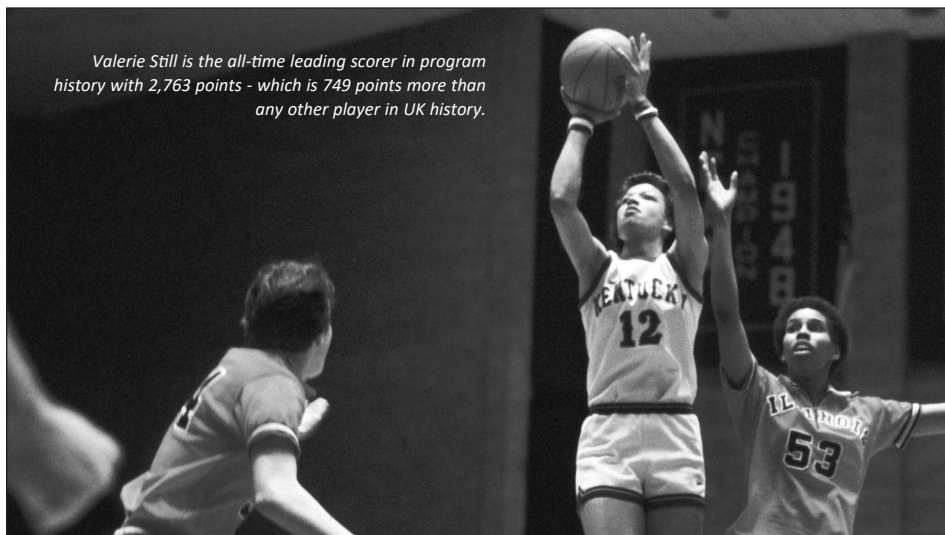
ALL-TIME LEADING SCORERS - VARSITY CAREER (1,000-PT CLUB)

Player (Position)	Years	Seasons	Games	Average	Points
1. Valerie Still (C)	4	1979-83	119	23.2	2,763
2. Rhyne Howard (G)	4	2019-22	114	20.1	2,290
3. A'dia Mathies (G)	4	2010-2013	140	14.4	2,014
4. Victoria Dunlap (F)	4	2008-2011	133	13.9	1,846
5. Leslie Nichols (F)	4	1982-86	111	18.2	1,797
6. Makayla Epps (G)	4	2013-2017	133	13.5	1,790
7. Maci Moris (G)	4	2015-19	129	13.1	1,692
8. Samantha Mahoney (G)	4	2005-2008	132	12.1	1,601
9. Pam Browning (C)	4	1974-78	107	14.9	1,598
10. Sara Potts (G/F)	4	2001-2005	117	13.4	1,563
11. Sarah Elliott (C)	4	2005-2008	132	11.4	1,502
12. Elisabeth Lukschu (C)	4	1977-81	119	12.5	1,488
13. Selia "SeSe" Helm (C)	4	2000-2004	108	13.8	1,487
14. Stacey Reed (G)	4	1991-95	114	13.0	1,482
15. Jennifer O'Neill (G)	5	2010-2015	133	10.9	1,449
16. Tiffany Wait (G)	5	1995-2000	122	11.8	1,445
17. Jodie Whitaker (G)	4	1985-89	111	12.9	1,433
18. Taylor Murray (G)	4	2016-19	127	10.7	1,359
19. Kristi Cushenberry (G)	4	1988-92	118	11.5	1,358
20. Belitta Croley (F)	4	1984-88	94	14.2	1,339
21. Bria Goss (G)	4	2012-2015	134	9.8	1,318
22. Stacy McIntyre (F)	4	1988-92	116	10.5	1,215
23. Maria Donhoff (G)	4	1977-81	121	9.8	1,187
24. LaTonya McDole (F)	4	1998-2002	117	10.1	1,180
25. Lea Wise (G)	4	1979-83	120	9.8	1,179
26. Patty Jo Hedges (G)	4	1979-83	120	9.8	1,176
27. Jocelyn Mills (C)	4	1989-93	103	11.4	1,170
28. Karen Mosley (F)	4	1982-86	109	10.4	1,135
29. Janet Timperman (G)	4	1975-79	N/A	N/A	1,080
30. Tedra Eberhart (G)	4	1990-94	113	9.5	1,071
31. Kim Denkins (C)	4	1994-98	107	9.9	1,057
32. Debbie Miller (G)	4	1983-87	109	8.5	1,031
33. Laura Meadows (F)	3	1997-2000	89	11.5	1,024
Jane Thompson (G)	4	2012-2016	119	8.6	1,024
35. Sandy Harding (G)	4	1983-87	111	9.2	1,023

QUICKEST TO 1,000 POINTS (BY GAMES PLAYED)

Name	Years	Games to 1,000	Date	Opponent	Total Points	Total Games
1. Valerie Still	1979-83	44	1/27/81	Eastern Kentucky	2,763	119
2. Rhyne Howard	2019-Pres.	53	2/16/2020	Mississippi State	1,158	59
2. Leslie Nichols	1982-86	66	12/29/84	Old Dominion	1,797	111
3. Selia Helm	2000-2004	73	2/9/03	Vanderbilt	1,487	108
4. A'dia Mathies	2010-2013	74	11/19/11	Southern Miss	1,435	104
5. Victoria Dunlap	2008-2011	85	1/31/10	Mississippi State	1,846	133

Valerie Still is the all-time leading scorer in program history with 2,763 points - which is 749 points more than any other player in UK history.





FIELD GOALS

TEAM RECORDS

FIELD GOALS MADE

Game: 53 vs. Kentucky State (11/24/89)
Season: 1,096 (1977-78)

FIELD GOALS ATTEMPTED

Game: 101 vs. Marshall (2/1/78)
Season: 2,550 (1977-78)

FIELD GOAL PERCENTAGE

First Half: .755 vs. Marshall (11/22/85) [25-of-34]
Second Half: .833 vs. Alabama (2/7/87) [20-of-24]
1st Period: 71.4% vs. Washington State (12/21/16)
2nd Period: 90.0% vs. LSU (2/4/18)
3rd Period: 81.8% vs. Belmont (3/17/17)
4th Period: 83.3% vs. Texas A&M (1/16/2020)
Game: .741 vs. Alabama (2/7/87) [35-of-49]
Season: .513 (1983-84) [897-of-1,747]
By an Opponent in a Season: .473 (2000-01) [756-of-1,600]

INDIVIDUAL RECORDS

FIELD GOALS MADE

Game: 18, Valerie Still @ Florida (2/20/82) and Makayla Epps vs. Mississippi State (2/12/15)
Season: 329, Valerie Still (1981-82)
Career: 1,118, Valerie Still (1979-83)

FIELD GOALS ATTEMPTED

Game: 31, Jennifer O'Neill vs. Baylor (12/6/13)
Season: 565, Valerie Still (1981-82)
Career: 1,931, Valerie Still (1979-83)

FIELD GOAL PERCENTAGE

Game (min. 10 made): 1.000, Lisa Collins vs. LSU (3/3/84) [10-of-10]
Season (min. 100 att.): .617, Liz Lukschu (1979-80) [169-of-275]
Career (min. 400 att.): .586, Liz Lukschu (1977-81) [586-of-999]

CAREER LEADERS

FIELD GOALS MADE

Player	Seasons	G	FGA	FGM
1. Valerie Still	1979-83	123	1,931	1,118
2. Rhyne Howard	2018-22	114	1,794	790
3. Leslie Nichols	1982-86	111	1,448	757
4. A'dia Mathies	2010-13	140	1,687	712
5. Victoria Dunlap	2008-11	133	1,473	696
6. Makayla Epps	2013-17	133	1,449	668
7. Sarah Elliott	2005-08	132	1,221	657
8. Maci Morris	2016-19	129	1,452	598
9. SeSe Helm	2000-04	108	1,195	590
10. Elisabeth Lukschu	1977-81	119	999	586

FIELD GOALS ATTEMPTED

Player	Seasons	G	FGM	FGA
1. Valerie Still	1979-83	123	1,118	1,931
2. Rhyne Howard	2019-22	114	790	1,794
3. A'dia Mathies	2010-13	140	712	1,687
4. Victoria Dunlap	2008-11	133	696	1,473
5. Maci Morris	2016-19	129	598	1,452
6. Makayla Epps	2013-17	133	668	1,449
7. Leslie Nichols	1982-86	111	757	1,448
8. Sam Mahoney	2005-08	132	560	1,436
9. Sara Potts	2001-05	117	552	1,389
10. Stacey Reed	1991-95	114	512	1,318

FIELD GOAL PERCENTAGE (MIN. 400 ATTEMPTS)

Player	Seasons	FGM	FGA	Pct
1. Liz Lukschu	1977-81	586	999	.587
2. Valerie Still	1979-83	1,118	1,931	.578
3. Debbie Miller	1983-87	396	699	.560
4. Evelyn Akhator	2015-17	356	658	.541
5. Sarah Elliott	2005-08	657	1,221	.538
6. Leslie Nichols	1982-86	757	1,448	.523
7. J. Humphrey	2003-07	365	714	.511
8. Karen Mosley	1982-86	470	909	.510
9. Lisa Collins	1980-84	415	815	.509
10. DeNesha Stallworth	2013-14	332	662	.502

SINGLE-SEASON LEADERS

FIELD GOALS MADE

Player	Season	G	FGA	FGM
1. Valerie Still	1981-82	32	565	329
2. Valerie Still	1982-83	28	456	273
3. Valerie Still	1980-81	30	447	260
4. Valerie Still	1979-80	29	463	256
5. Victoria Dunlap	2009-10	35	459	228
6. Makayla Epps	2016-17	33	481	221
7. Rhyne Howard	2021-22	31	488	215
8. Rhyne Howard	2019-20	27	490	212
9. Leslie Nichols	1984-85	27	423	211
10. Belitta Croley	1987-88	23	409	209

BY A FRESHMAN:

256 Valerie Still (463 atts.)1979-80

BY A SOPHOMORE:

260 Valerie Still (447 atts.)1980-81

BY A JUNIOR:

329 Valerie Still (565 atts.)1981-82

BY A SENIOR:

273 Valerie Still (456 atts.)1982-83

FIELD GOALS ATTEMPTED

Player	Season	G	FGM	FGA
1. Valerie Still	1981-82	32	329	565
2. Rhyne Howard	2019-20	27	212	490
3. Rhyne Howard	2021-22	31	215	488
4. Makayla Epps	2016-17	33	221	481
5. Valerie Still	1979-80	29	256	463
6. Victoria Dunlap	2009-10	35	228	459
7. Valerie Still	1982-83	28	273	456
8. Victoria Dunlap	2010-11	33	206	450
9. Valerie Still	1980-81	30	260	447
10. Sara Potts	2004-05	34	186	446

BY A FRESHMAN:

463 Valerie Still (made 256)1979-80

BY A SOPHOMORE:

490 Rhyne Howard (made 212)2019-20

BY A JUNIOR:

565 Valerie Still (made 329)1981-82

BY A SENIOR:

488 Rhyne Howard (made 215)2021-22

FIELD GOAL PERCENTAGE (MIN. 150 ATTEMPTS)

Player	Season	FGM	FGA	Pct
1. Liz Lukschu	1979-80	169	275	61.7
2. Debbie Miller	1985-86	138	229	60.3
3. Liz Lukschu	1980-81	161	268	60.0
4. Valerie Still	1982-83	273	456	59.9
5. V. Foster-Sutton	1989-90	143	243	58.8
6. Debbie Miller	1986-87	161	275	58.5
7. Valerie Still	1981-82	329	565	58.2
8. Valerie Still	1980-81	260	447	58.1
9. Jaye Barnes	1998-99	115	202	56.9
10. Evelyn Akhator	2016-17	200	352	56.8

BY A FRESHMAN:

55.8 Sarah Elliott (149-of-267)2004-05

BY A SOPHOMORE:

58.1 Valerie Still (260-of-447)1980-81

BY A JUNIOR:

61.7 Liz Lukschu (169-of-275)1979-80

BY A SENIOR:

60.0 Liz Lukschu (161-of-268)1980-81

SINGLE-GAME LEADERS

FIELD GOALS MADE

Player, Opponent (Date)	FGM
1. Makayla Epps vs. Mississippi State (2/12/15)	18
Valerie Still @ Florida (2/20/82)	18
3. Valerie Still @ Rutgers (2/16/83)	16
Valerie Still vs. Seton Hall (12/5/81)	16
Valerie Still @ Georgia (2/6/82)	16
Valerie Still @ Murray State (12/10/80)	16
7. Jocelyn Mills vs. Florida (2/28/93)	15
Lisa Collins vs. Vanderbilt (2/20/84)	15
Lea Wise vs. Illinois (3/14/82)	15
Valerie Still vs. Indiana State (1/17/81)	15
Valerie Still vs. Indiana (12/15/79)	15

FIELD GOALS ATTEMPTED

Player, Opponent (Date)	FGA
1. Jennifer O'Neill vs. Baylor (12/6/13)	31
2. Makayla Epps vs. Mississippi State (2/12/15)	30
3. Pam Browning @ Central Missouri (12/18/76)	29
4. Stacey Reed @ Florida (1/4/94)	28
Stacey Reed @ Ohio State (12/4/94)	28
6. Rhyne Howard vs. Tennessee (1/5/2020)	27
Valerie Still vs. Rutgers (1/12/80)	27
7. Rhyne Howard vs. Miss. State (3/7/2020)	26
Rhyne Howard vs. Ole Miss (2/4/2021)	26
Maci Morris vs. California (12/21/17)	26
Makayla Epps vs. South Carolina (3/4/17)	26
Stacey Reed vs. Mississippi State (1/16/94)	26
Jodie Whitaker vs. Tennessee (3/5/88)	26

FIELD GOAL PERCENTAGE (MIN. 10 ATTEMPTS)

Player, Opponent (Date)	Pct
1. Lisa Collins vs. LSU (3/3/84)	100.0 [10-10]
2. Lea Wise vs. Illinois (3/14/82)	.938 [15-16]
3. Jaida Roper vs. Winthrop (12/11/2019)	.923 [12-13]
4. Sandy Harding vs. Alabama (2/7/87)	.909 [10-11]
5. Jennifer Humphrey vs. Miss. St. (1/25/07)	.900 [9-10]
Sarah Elliott vs. Nicholls State (12/21/04)	.900 [9-10]
Rita Adams vs. Sam Houston St. (11/23/01)	.900 [9-10]
Karri Koach @ Miss. St. (1/15/95)	.900 [9-10]
Josh Mills vs. Morehead State (2/20/90)	.900 [9-10]
10. Karen Mosley vs. National College (2/22/84)	.867 [13-15]

YEAR-BY-YEAR FIELD GOAL PCT. LEADERS (MIN. 100 MADE)

Year	Name	Class	Pos.	FG	FGA	Pct.
1977-78	Liz Lukschu	Fr.	C	100	182	.550
1978-79	Liz Lukschu	So.	C	156	275	.567
1979-80	Liz Lukschu	Jr.	C	169	274	.617
1980-81	Liz Lukschu	Sr.	C	161	268	.600
1981-82	Valerie Still	Jr.	F/C	329	565	.582
1982-83	Valerie Still	Sr.	F/C	273	456	.599
1983-84	Leslie Nichols	So.	F	208	379	.549
1984-85	Leslie Nichols	Jr.	F	211	423	.499
1985-86	Debbie Miller	So.	C	138	229	.603
1986-87	Debbie Miller	Jr.	C	161	275	.583
1987-88	Belitta Croley	Jr.	F	166	322	.516
1988-89	Pam Shrum	Sr.	F/C	105	208	.505
1989-90	V. Foster-Sutton	Sr.	C	143	243	.588
1990-91	Jocelyn Mills	So.	C	136	279	.487
1991-92	Stacy McIntyre	Sr.	F	162	337	.481
1992-93	Jocelyn Mills	Sr.	C	174	344	.506
1993-94	Tedra Eberhart	Sr.	G/F	168	637	.458
1994-95	Stacey Reed	Sr.	G	149	377	.395
1995-96	Kim Denkins	So.	C	159	310	.513
1996-97	Tiffany Wait	So.	G	118	271	.435
1997-98	Jaye Barnes	Jr.	F	160	287	.557
1998-99	Jaye Barnes	Sr.	F	115	202	.569
1999-2000	Laura Meadows	Jr.	F	140	271	.517
2000-01	LaTonya McDole	Jr.	F	140	292	.479
2001-02	SeSe Helm	So.	C	198	388	.510
2002-03	SeSe Helm	Jr.	C	122	251	.486
2003-04	SeSe Helm	Sr.	C	155	310	.500
2004-05	Sarah Elliott	Fr.	C	149	267	.558
2005-06	Sarah Elliott	So.	C	149	273	.546
2006-07	Sarah Elliott	Jr.	C	208	372	.559
2007-08	Sarah Elliott	Sr.	C	151	309	.538
2008-09	Victoria Dunlap	So.	F	162	336	.482
2009-10	Victoria Dunlap	Jr.	F	228	459	.497
2010-11	Victoria Dunlap	Sr.	F	206	450	.417
2011-12	Samarie Walker	So.	F	88	182	.484
2012-13	Samarie Walker	Jr.	F	122	233	.524
2013-14	DeNesha Stallworth	Sr.	F	151	288	.524
2014-15	Makayla Epps	So.	G	184	414	.444
2015-16	Evelyn Akhator	Jr.	F	156	306	.510
2016-17	Evelyn Akhator	Sr.	F	200	352	.568
2017-18	Maci Morris	Jr.	G	198	409	.484
2018-19	Taylor Murray	Sr.	G	145	304	.446
2019-20	Rhyne Howard	So.	G	212	490	.433
2020-21	Chasity Patterson	Sr.	G	128	273	.469
2021-22	Dre'una Edwards	Jr.	F	183	351	.521





THREE-POINT FIELD GOALS

TEAM RECORDS

3-POINT FIELD GOALS MADE

Game: 16 at Alabama (1/9/2020) [16 of 31]
Half: 11 vs. Detroit (12/1/93) [11 of 19]
11 vs. Winthrop (12/11/2019) [11 of 16]
1st Period: 8 vs. Winthrop (12/11/2019)
2nd Period: 6 vs. Missouri (1/5/17)
3rd Period: 5, 3x, last vs. Tennessee (3/6/2020)
4th Period: 5, 5x, last at Arkansas (2/9/2020)
Season: 252, 2019-20 [252-of-694 in 30 games]
Both Teams in Game: 25, UK [11-of-30] - Arkansas [14-of-21], 2/9/2020

3-POINT FIELD GOALS ATTEMPTED

Game: 32 vs. UCLA (12/28/94) [8-of-32], vs. Morehead St. (11/21/2019) [11-of-32]
Season: 731 (2012-13) [240-of-731 in 36 games]

3-POINT FIELD GOAL PERCENTAGE

Game (min. 8 made): 78.6 vs. Miami (Ohio) [11-of-14], 12/21/02
Season: .380 (2002-03) [158-of-416 in 27 games]

INDIVIDUAL RECORDS

3-POINT FIELD GOALS MADE

Half: 6, Rhyne Howard vs. Auburn (2/27/22) [6-of-9]
Game: 8, Rhyne Howard vs. Auburn (2/27/22) [8-of-13]
Season: 84, Rhyne Howard (2019-20) [84-of-220]
Career: 284, Rhyne Howard (2019-22) [284-of-744]

3-POINT FIELD GOALS ATTEMPTED

Game: 17, Shaunda Roberts vs. South Carolina (1/24/96) [5-of-17]
Season: 223, Sara Potts (2004-05) [81-223]
Career: 744, Rhyne Howard (2019-22) [284-of-744]

3-POINT FIELD GOAL PERCENTAGE

Game (min. 10 att.): .636, Rhyne Howard vs. Southern U (11/11/18) [7-of-11]; .636, Rhyne Howard at Alabama (1/9/2020) [7-of-11]
Season (min. 100 att.): .475, Maci Morris (2017-18) [75-of-158]
Career (min. 200 att.): .411, Maci Morris (2016-19) [252-of-613]

CAREER LEADERS

3-POINT FIELD GOALS MADE

Player	Seasons	Pct	3FGA	3FG
1. Rhyne Howard	2019-22	.382	744	284
2. Sara Potts	2001-05	.377	719	271
3. Maci Morris	2016-19	.411	613	252
4. Jennifer O'Neill	2011-15	.349	564	197
A'dia Mathies	2010-13	.368	481	177
6. Keyla Snowden	2010-2012	.369	477	176
7. Stacey Reed	1991-95	.320	548	175
8. Jenny Pfeiffer	2003-07	.347	467	162
9. Tiffany Wait	1995-2000	.361	319	115
10. Sam Mahoney	2005-08	.318	355	113

3-POINT FIELD GOALS ATTEMPTED

Player	Seasons	Pct	3FG	3FGA
1. Rhyne Howard	2019-22	.382	284	744
2. Sara Potts	2001-05	.377	271	719
3. Maci Morris	2016-19	.411	252	613
4. Jennifer O'Neill	2011-14	.349	197	564
5. Stacey Reed	1991-95	.320	176	548
6. A'dia Mathies	2010-13	.368	177	481
7. Keyla Snowden	2010-2012	.369	176	477
8. Jenny Pfeiffer	2003-07	.347	162	467
9. Carly Morrow	2008-11	.273	108	395
10. Christina Jansen	1992-96	.252	98	388

3-PT FIELD GOAL PERCENTAGE (MIN. 200 ATT.)

Player	Seasons	3FG	3FGA	Pct
1. Maci Morris	2016-19	252	613	41.1
2. Kristi Cushenberry	1988-92	110	277	39.7
3. Rhyne Howard	2019-22	284	744	38.2
4. Sara Potts	2001-05	271	719	37.7
5. Keyla Snowden	2010-2012	176	477	36.9
6. Jodie Whitaker	1985-89	80	217	36.8
A'dia Mathies	2010-13	177	481	36.8
8. Shaunda Roberts	1994-96	103	284	36.2
9. Tiffany Wait	1995-2000	115	319	36.1
10. Mia Daniel	1989-93	90	253	35.5

SINGLE-SEASON LEADERS

3-POINT FIELD GOALS MADE

Player	Year	Pct	3FGA	3FG
1. Rhyne Howard	2019-20	.382	220	84
2. Sara Potts	2004-05	.363	223	81
3. Maci Morris	2018-19	.452	166	75
Maci Morris	2017-18	.475	158	75
5. Rhyne Howard	2018-19	.387	191	74
Sara Potts	2002-03	.454	163	74
7. A'dia Mathies	2012-13	.422	173	73
8. Rhyne Howard	2021-22	.383	183	70
9. Jennifer O'Neill	2012-13	.356	188	67
10. Sara Potts	2003-04	.354	186	66

BY A FRESHMAN:

74 Rhyne Howard (191 atts.) 2018-19

BY A SOPHOMORE:

84 Rhyne Howard (220 atts.) 2019-20

BY A JUNIOR:

75 Maci Morris (158 atts.) 2017-18

BY A SENIOR:

81 Sara Potts (223 atts.) 2004-05

3-POINT FIELD GOALS ATTEMPTED

Player	Year	Pct	3FG	3FGA
1. Sara Potts	2004-05	.363	81	223
2. Rhyne Howard	2019-20	.382	84	220
3. Rhyne Howard	2018-19	.387	74	191
4. Jennifer O'Neill	2012-13	.356	67	188
5. Rhyne Howard	2021-22	.383	70	183
6. Jenny Pfeiffer	2006-07	.324	57	176
7. Shaunda Roberts	1995-96	.368	64	174
Keyla Snowden	2011-12	.345	60	174
9. A'dia Mathies	2012-13	.422	73	173
10. Stacey Reed	1992-93	.387	65	168

3-PT FIELD GOAL PCT. (MIN. 100 ATT.)

Player	Year	3FG	3FGA	Pct
1. Maci Morris	2017-18	75	158	47.5
2. Sara Potts	2002-03	74	163	45.4
3. Maci Morris	2018-19	75	166	45.2
4. A'dia Mathies	2012-13	73	173	42.2
5. Tiffany Wait	1998-99	46	110	41.8
6. Carly Ormerod	2005-06	49	118	41.5
7. Maci Morris	2015-16	49	125	39.2
8. Janee Thompson	2015-16	56	144	38.9
9. Rhyne Howard	2018-19	74	191	38.7
Stacey Reed	1992-93	65	168	38.7

BY A FRESHMAN:

41.5 Carly Ormerod (49-118) 2005-06

BY A SOPHOMORE:

45.4 Sara Potts (74-163) 2002-03

BY A JUNIOR:

47.5 Maci Morris (75-158) 2017-18

BY A SENIOR:

45.2 Maci Morris (75-166) 2018-19

SINGLE-GAME HIGHS

3-POINT FIELD GOALS MADE

Player	Opp (Date)	3FGA	3FG
1. Rhyne Howard	vs. Auburn (2/27/22)	13	8
2. Rhyne Howard	Southern U (11/11/18)	11	7
Rhyne Howard	at Alabama (1/9/2020)	11	7
Rhyne Howard	vs. Tennessee (1/5/2020)	13	7
Sara Potts	High Point (1/6/04)	12	7
Sara Potts	Chattanooga (3/20/05)	14	7
7. Makenzie Cann	New Hamp. (11/17/16)	8	6
A'dia Mathies	Dayton (3/26/13)	7	6
Keyla Snowden	UT Martin (12/22/09)	6	6
Keyla Snowden	Arkansas Pine Bluff	12	6
Sara Potts	@ Alabama (2/23/03)	10	6
Jenny Pfeiffer	Long Island (12/15/02)	8	6
Tedra Eberhart	Detroit-Mercy (12/1/93)	10	6
Jenny Pfeiffer	Alabama (2/26/06)	12	6
	Florida (1/12/06)	9	6

3-POINT FIELD GOALS ATTEMPTED

Player	Opp (Date)	3FG	3FGA
1. Shaunda Roberts	So. Carolina (1/24/96)	5	17
2. Jennifer O'Neill	Central Mich. (11/22/14)	5	15
3. Sara Potts	Chattanooga (3/20/05)	7	14
Rhyne Howard	at LSU (1/19/2020)	4	14
4. Rhyne Howard	vs. Auburn (2/27/22)	8	13
Rhyne Howard	vs. Tennessee	7	13
Rhyne Howard	vs. Grambling (11/2/2019)	4	13
Rhyne Howard	Ole Miss (01/13/19)	5	13
Jennifer O'Neill	Texas A&M (3/10/13)	2	13
Shaunda Roberts	Marshall (2/8/96)	3	13
Shaunda Roberts	Auburn (3/1/96)	4	13
Stacey Reed	Western Ky. (12/10/93)	5	13
Jenny Pfeiffer	Oakland (3/15/07)	5	13
Keyla Snowden	LSU (3/3/12)	5	13

Consecutive Games Hitting a 3-Point Field Goal:

Season: 18, Maci Morris (2018-19)
Career: 25, Keyla Snowden (Feb. 18, 2010-Jan. 23, 2011)

YEAR-BY-YEAR THREE-POINT PCT LEADERS (MIN. 20 MADE)

Year	Name	Class	Pos.	3FG	3FGA	Pct.
1987-88	Jodie Whitaker	Jr.	G	48	126	38.1
1988-89	Ruth Mountain	Jr.	G/F	22	59	37.3
1989-90	Kristi Cushenberry	So.	G	22	51	43.1
1990-91	Mia Daniel	So.	F	20	50	40.0
1991-92	Mia Daniel	Jr.	F	28	75	37.3
1992-93	Stacey Reed	So.	G	65	168	38.7
1993-94	Tedra Eberhart	Sr.	G/F	38	101	37.6
1994-95	Chrissy Roberts	So.	G	47	130	36.2
1995-96	Shaunda Roberts	So.	F	64	174	36.8
1996-97	Patrice Boyd	Fr.	F	20	50	40.0
1997-98	Laura Meadows	Fr.	G/F	43	129	33.3
1998-99	Tiffany Wait	Jr.	G	46	110	41.8
1999-2000	Natalie Martinez	Sr.	G	28	67	41.8
2000-01	Dasieka Hawthorne	Fr.	G	20	71	28.2
2001-02	Sara Potts	Fr.	G	50	147	34.0
2002-03	Sara Potts	So.	G	74	163	45.4
2003-04	Jenny Pfeiffer	So.	G	29	78	37.2
2004-05	Sara Potts	Sr.	G/F	81	223	36.3
2005-06	Carly Ormerod	Fr.	G	49	118	41.5
2006-07	Jenny Pfeiffer	Sr.	G	57	176	32.4
2007-08	Sam Mahoney	Sr.	G	40	113	35.4
2008-09	Carly Morrow	So.	G	48	163	29.4
2009-10	Keyla Snowden	So.	G	51	132	38.6
2010-11	Keyla Snowden	Jr.	G	65	171	38.0
2011-12	A'dia Mathies	Jr.	G	51	135	37.8
2012-13	A'dia Mathies	Sr.	G	73	173	42.2
2013-14	Jennifer O'Neill	Jr.	G	55	151	36.4
2014-15	Jennifer O'Neill	Sr.	G	54	167	32.3
2015-16	Maci Morris	Fr.	G	49	125	39.2
2016-17	Makayla Epps	Sr.	G	39	110	35.5
2017-18	Maci Morris	Jr.	G	75	158	47.5
2018-19	Maci Morris	Sr.	G	75	166	45.2
2019-20	KeKe McKinney	Jr.	F	23	55	41.8
2020-21	Rhyne Howard	Jr.	G	56	150	37.3
2021-22	Rhyne Howard	Sr.	G	70	183	38.3



FREE THROWS

TEAM RECORDS

FREE THROWS MADE

Game: 49 vs. Baylor 4OT (12/6/13)
Season: 631 (2009-10)

FREE THROWS ATTEMPTED

Game: 66 vs. Baylor 4OT (12/6/13)
Season: 903 (2014-15)

FREE THROW PERCENTAGE

Game (min. 10 att.): 1.000 vs. Missouri (1/13/13) [12-of-12];
Chattanooga (3/20/04) [11-of-11]; vs. Morehead (1977)
Season: .778 (1983-84) [328-of-416]

FEWEST FREE THROWS ATTEMPTED

Game: 1 @ Vanderbilt (1/19/03); vs. Drake (3/12/86)

INDIVIDUAL RECORDS

FREE THROWS MADE

Game: 15, Bernisha Pinkett vs. Vanderbilt (1/23/11)
Season: 196, Pam Browning (1976-77)
Career: 527, Valerie Still (1979-83)

FREE THROWS ATTEMPTED

Game: 19, Jennifer O'Neill vs. Baylor (12/6/13)
Season: 263, Pam Browning (1976-77)
Career: 748, Valerie Still (1979-83)

FREE THROW PERCENTAGE

Game (min. 10 att.): 1.000, (13 times), most by Stacy McIntyre vs. Houston (11/30/91) [14-of-14]; last by Jaida Roper vs. Georgia (2/27/2020) [11-of-11]
Season (min. 75 att.): .887, Jenny Pfeiffer (2005-06) [94-of-106]
Career (min. 200 att.): .861, Jenny Pfeiffer (2003-07) [247-of-287]

CAREER LEADERS

FREE THROWS MADE

Player	Seasons	G	PCT.	FTA	FTM
1. Valerie Still	1979-83	119	.704	748	527
2. Victoria Dunlap	2008-11	133	.623	714	445
3. Rhynne Howard	2019-22	114	.772	552	426
4. A'dia Mathies	2010-13	140	.700	590	413
5. Bria Goss	2012-15	134	.819	486	398
6. Tiffany Wait	1996-2000	122	.792	500	396
7. Sam Mahoney	2005-08	132	.675	545	368
8. Makayla Epps	2013-17	133	.719	491	353
9. Taylor Murray	2016-19	127	.833	400	333
10. Kristi Cushenberry	1989-92	118	.780	407	318

FREE THROWS ATTEMPTED

Player	Seasons	G	PCT.	FTM	FTA
1. Valerie Still	1979-83	119	.861	527	748
2. Victoria Dunlap	2008-11	133	.623	445	714
3. A'dia Mathies	2010-13	140	.700	413	590
4. Rhynne Howard	2019-22	114	.772	426	552
5. Sam Mahoney	2005-08	132	.675	368	545
6. Tiffany Wait	1996-2000	122	.792	396	500
7. Bria Goss	2012-15	134	.819	398	486
8. Liz Lukschu	1978-81	119	.687	316	460
9. Stacy McIntyre	1989-92	116	.710	296	416
10. Kristi Cushenberry	1989-92	118	.780	318	407

FREE THROW PERCENTAGE (MIN. 200 ATT.)

Player	Seasons	G	FTM	FTA	PCT.
1. Jenny Pfeiffer	2003-07	119	247	287	.861
2. Maci Morris	2016-19	129	244	285	.856
3. Taylor Murray	2016-19	127	333	400	.833
4. Amani Franklin	2007-10	127	192	233	.824
5. Bria Goss	2012-15	134	398	486	.819
6. Jodie Whitaker	1986-89	111	211	259	.810
7. Tiffany Wait	1996-2000	122	396	500	.792
8. Debbie Miller	1984-87	109	300	239	.790
9. Selia Helm	2001-04	108	291	369	.789
10. Sara Potts	2002-05	117	188	240	.783

SINGLE-SEASON LEADERS

FREE THROWS MADE

Player	Season	G	FTA	FTM
1. Pam Browning	1976-77	26	263	196
2. Victoria Dunlap	2009-10	35	254	175
3. Valerie Still	1982-83	28	212	154
4. Valerie Still	1981-82	32	199	136
5. Valerie Still	1979-80	29	183	129
6. Stacy McIntyre	1991-92	30	124	160
7. Victoria Dunlap	2010-11	33	206	145
8. Rhynne Howard	2021-22	31	167	135
9. Bria Goss	2013-14	35	141	127
10. Evelyn Akhator	2016-17	33	183	126

FREE THROWS ATTEMPTED

Player	Season	G	FTM	FTA
1. Pam Browning	1976-77	26	196	263
2. Victoria Dunlap	2009-10	25	175	254
3. Valerie Still	1982-83	28	154	212
4. Victoria Dunlap	2010-11	33	145	206
5. Valerie Still	1981-82	32	136	199
6. Evelyn Akhator	2016-17	33	126	183
7. Valerie Still	1979-80	29	129	183
8. A'dia Mathies	2010-11	34	121	178
9. Rhynne Howard	2021-22	31	135	167
10. Makayla Epps	2014-15	34	114	165

FREE THROW PERCENTAGE (MIN. 50 ATT.)

Player	Season	FTM	FTA	Pct
1. Bria Goss	2013-14	127	141	.901
2. Jenny Pfeiffer	2005-06	94	106	.887
3. Amani Franklin	2008-09	69	78	.885
4. Maci Morris	2016-17	74	84	.881
5. Sara Potts	2004-05	49	58	.865
6. Jenny Pfeiffer	2006-07	69	80	.863
7. SeSe Helm	2001-02	62	72	.861
8. Keyla Snowden	2011-12	63	54	.857
9. Jenny Pfeiffer	2003-04	51	60	.850
Kristi Cushenberry	1988-89	85	100	.850

CONSECUTIVE FREE THROWS MADE

Player (Seasons)	FT
1. Bria Goss (over nine games) 2014-15	31
2. Alexis Jennings (over 11 games) 2015-16	27
Jenny Pfeiffer (over nine games) 2005-06	27
4. Jaida Roper (over five games) 2019-20	26
Taylor Murray (over 11 games) 2018-19	26
Debbie Miller (over seven games) 1986-87	26
Jenny Pfeiffer (over five games) 2005-06	26
8. Diane Stephens (over 14 games) 1982-83	23
9. Sara Potts (over 15 games) 2004-05	22
Jenny Pfeiffer (over 11 games) 2006-07	22
11. Amani Franklin (over nine games) 2008-09	21
Stacy McIntyre (over four games) 1991-92	21

SINGLE-GAME LEADERS

FREE THROWS MADE

Player, Opponent (Date)	FTM
1. Bernisha Pinkett vs. Vanderbilt (1/23/11)	15
2. Stacy McIntyre vs. Houston (11/30/92)	14
Valerie Still vs. Charleston (12/19/82)	14
4. Jennifer O'Neill vs. Baylor (12/6/13)	13
Pam Browning vs. Eastern Kentucky (1976-77)	13
Tiffany Wait at Miami (12/20/97)	13
Erica Jackson at Ohio State (11/19/98)	13
Tiffany Wait vs. Georgia (2/7/99)	13
Lydia Watkins at South Alabama (12/30/07)	13
Victoria Dunlap vs. Butler (11/15/09)	13

FREE THROWS ATTEMPTED

Player, Opponent (Date)	FTA
1. Jennifer O'Neill vs. Baylor (12/6/13)	19
2. Erica Jackson at Ohio State (11/19/98)	18
Bernisha Pinkett vs. Vanderbilt (1/23/11)	18
Victoria Dunlap at Arkansas (1/6/11)	18
5. Liz Lukschu vs. Morehead (1/22/80)	17
Karen Mosely vs. Auburn (2/2/86)	17
Victoria Dunlap vs. MTSU (12/28/09)	17
A'dia Mathies vs. Liberty (3/20/10)	17
9. Pam Browning vs. Mt. St. Joseph (2/21/77)	16
Valerie Still vs. Charleston (12/19/82)	16
Debbie Miller vs. Tennessee (1/24/86)	16

FREE THROW PERCENTAGE (MIN. 10 ATTEMPTS)

Player, Opponent (Date)	Pct
1. Stacy McIntyre vs. Houston (11/30/92) [14-of-14]	100.0
Lydia Watkins vs. South Alabama (12/30/07) [13-of-13]	100.0
Makayla Epps vs. Ole Miss (1/21/16) [12-of-12]	100.0
Bria Goss vs. Grambling State (12/29/13) [12-of-12]	100.0
Jaida Roper vs. Georgia (2/27/2020) [11-of-11]	100.0
Jenny Pfeiffer vs. Xavier (12/10/03) [11-of-11]	100.0
Bria Goss vs. Missouri (1/12/14) [10-of-10]	100.0
Jennifer O'Neill at DePaul (12/12/13) [10-of-10]	100.0
Kristi Cushenberry vs. Ole Miss (2/23/92) [10-of-10]	100.0
Bebe Croley vs. Vanderbilt (3/4/88) [10-of-10]	100.0
Patty Jo Hedges vs. Cincinnati (11/27/82) [10-of-10]	100.0
Tiffany Wait vs. LSU (2/26/99) [10-of-10]	100.0
Taylor Murray vs. Missouri (1/30/17) [10-of-10]	100.0

YEAR-BY-YEAR FREE THROW LEADERS (MIN. 50 ATT)

Year	Name	Class	Pos.	FT	FTA	Pct.
1977-78	Linda Edelman	So.	G	38	50	.760
1978-79	Liz Lukschu	So.	C	88	122	.721
1979-80	Patty Jo Hedges	Fr.	G	40	53	.755
1980-81	Lea Wise	So.	G	39	51	.764
1981-82	Lea Wise	Jr.	G	46	63	.730
1982-83	Lea Wise	Sr.	G	62	77	.805
1983-84	Jody Runge	Sr.	C	42	50	.840
1984-85	Sandy Harding	So.	G	60	74	.811
1985-86	Leslie Nichols	Sr.	F	70	87	.804
1986-87	Sandy Harding	Sr.	G	49	67	.802
1987-88	Jodie Whitaker	Jr.	G	80	92	.870
1988-89	Kristi Cushenberry	Fr.	G/F	85	100	.850
1989-90	Kristi Cushenberry	So.	G/F	66	91	.725
1990-91	Karen Killen	Fr.	G	40	51	.784
1991-92	Stacy McIntyre	Sr.	F	124	160	.775
1992-93	Stacey Reed	So.	G	45	56	.804
1993-94	Tedra Eberhart	Sr.	G/F	86	113	.761
1994-95	Stacey Reed	Sr.	G	52	69	.754
1995-96	Shaunda Roberts	So.	F	101	125	.808
1996-97	Shaunda Roberts	Jr.	F	48	59	.814
1997-98	Tiffany Wait	So.	G/F	98	119	.824
1998-99	Tiffany Wait	Jr.	G/F	121	149	.812
1999-2000	Tiffany Wait	Sr.	G/F	79	90	.778
2000-01	SeSe Helm	So.	C	62	72	.861
2001-02	SeSe Helm	Jr.	C	92	115	.800
2002-03	Rita Adams	Sr.	G	55	73	.753
2003-04	Jenny Pfeiffer	So.	G	51	60	.850
2004-05	Sara Potts	Sr.	G/F	77	89	.865
2005-06	Jenny Pfeiffer	Jr.	G	94	106	.887
2006-07	Jenny Pfeiffer	Sr.	G	69	80	.863
2007-08	Amani Franklin	So.	G	56	69	.812
2008-09	Amani Franklin	Jr.	G	69	78	.885
2009-10	Amber Smith	Jr.	PG	115	142	.810
2010-11	Bernisha Pinkett	Fr.	G	63	81	.768
2011-12	Keyla Snowden	Sr.	G	54	63	.857
2012-13	Bria Goss	So.	G	86	102	.843
2013-14	Bria Goss	Jr.	G	127	141	.901
2014-15	Bria Goss	Sr.	G	87	109	.798
2015-16	Makayla Epps	Jr.	G	106	146	.726
2016-17	Maci Morris	So.	G	74	84	.881
2017-18	Maci Morris	Jr.	G	66	78	.846
2018-19	Maci Morris	Sr.	G	74	88	.841
2019-20	Rhynne Howard	So.	G	125	158	.791
2020-21	Chasity Patterson	Sr.	G	44	56	.786
2021-22	Rhynne Howard	Sr.	G	135	167	.808





REBOUNDING

TEAM RECORDS

MOST REBOUNDS

Game: 67 vs. Wright State (3/22/14) & vs. Morehead State (11/18/15)
Season: 1,513 (2013-14) [35 games]
By The Opponent: 1,392 (2014-15) [34 games]

HIGHEST REBOUNDING AVERAGE

Season: 48.7 (1979-80) [1,413 in 29 games]
By An Opponent: 40.9 (2014-05) [1,392 in 34 games]

HIGHEST REBOUNDING MARGIN

Season: +16.5 (1979-80)

INDIVIDUAL RECORDS

MOST REBOUNDS

Game: 27, Valerie Still vs. National College (2/9/82)
Season: 457, Valerie Still (1981-82)
Career: 1,525, Valerie Still (1979-83)

HIGHEST REBOUNDING AVERAGE

Season: 16.8, Pam Browning (1974-75) [419 in 25 games]
Career: 12.8, Valerie Still (1979-83) [1,525 in 119 games]

CAREER LEADERS

REBOUNDS

Player	Seasons	G	Avg	Reb
1. Valerie Still	1979-83	119	12.8	1,525
2. Victoria Dunlap	2008-11	133	8.3	1,099
3. J. Humphrey	2003-07	129	7.5	964
4. Leslie Nichols	1982-86	111	7.9	877
5. Sarah Elliott	2005-08	132	6.1	800
6. Rhyne Howard	2019-22	114	6.9	789
7. Debra Oden	1976-80	109	7.2	785
8. Samarie Walker	2012-14	96	8.1	777
9. Kim Denkins	1994-98	107	7.1	762
10. Liz Lukschu	1977-81	119	6.1	722

REBOUNDING AVERAGE (MIN. 50 GAMES PLAYED)

Player	Seasons	G	Reb	Avg
1. Valerie Still	1979-83	119	1,525	12.8
2. Evelyn Akhator	2015-17	66	664	10.1
3. Victoria Dunlap	2008-11	133	1,099	8.3
4. Samarie Walker	2012-14	96	777	8.1
5. Leslie Nichols	1982-86	111	877	7.9
6. J. Humphrey	2003-07	129	964	7.5
7. Debra Oden	1976-80	109	785	7.2
8. Kim Denkins	1994-98	107	762	7.1
9. Rhyne Howard	2019-22	114	789	6.9
10. Jocelyn Mills	1989-93	103	703	6.8

SINGLE-SEASON LEADERS

REBOUNDS

Player	Season	G	Avg	Reb
1. Valerie Still	1981-82	32	14.3	457
2. Valerie Still	1979-80	29	13.9	403
3. Debra Oden	1977-78	35	10.6	371
4. Evelyn Akhator	2016-17	33	10.8	358
5. Jennifer Humphrey	2006-07	34	10.3	351
6. Valerie Still	1982-83	28	12.0	336
7. Valerie Still	1980-81	30	10.9	329
8. Evelyn Akhator	2015-16	33	9.3	306
9. Samarie Walker	2013-14	35	8.7	305
10. Victoria Dunlap	2009-10	35	8.4	293
Samarie Walker	2012-13	36	8.1	293

BY A FRESHMAN:

403 Valerie Still 1980

BY A SOPHOMORE:

371 Debra Oden 1978

BY A JUNIOR:

457 Valerie Still 1982

BY A SENIOR:

358 Evelyn Akhator 2017

REBOUNDING AVERAGE

Player	Season	G	Reb	Avg
1. Valerie Still	1981-82	32	457	14.3
2. Valerie Still	1979-80	29	403	13.9
3. Valerie Still	1982-83	28	336	12.0
4. Valerie Still	1980-81	30	329	10.9
5. Evelyn Akhator	2016-17	33	358	10.8
6. Debra Oden	1977-78	35	371	10.6
7. Jennifer Humphrey	2006-07	34	351	10.3
8. Evelyn Akhator	2015-16	33	306	9.3
9. Leslie Nichols	1984-85	29	247	9.1
Victoria Dunlap	2008-09	32	290	9.1
10. Kim Denkins	1995-96	27	242	9.0

BY A FRESHMAN:

13.9 Valerie Still (403 in 29 games) 1980

BY A SOPHOMORE:

10.9 Valerie Still (329 in 30 games) 1981

BY A JUNIOR:

14.3 Valerie Still (457 in 32 games) 1982

BY A SENIOR:

12.0 Valerie Still (336 in 28 games) 1983

SINGLE-GAME HIGHS

REBOUNDS

Player	Opponent (Date)	Reb
1. Valerie Still	National College (2/9/82)	27
2. Valerie Still	Rutgers (1/12/80)	26
3. Pam Browning	UT-Martin (1/22/77)	23
Victoria Dunlap	Louisville (12/5/10)	23
Evelyn Akhator	Ohio State (3/19/17)	23
5. Valerie Still	UT-Chattanooga (11/30/81)	21
6. Valerie Still	Charleston (12/19/82)	20
Debra Oden	Morehead (3/4/78)	20
Jennifer Humphrey	Auburn (1/21/07)	20
DeNesha Stallworth	Mississippi State (2/27/14)	20
10. J. Humphrey	Arkansas (3/1/07)	19

BY A FRESHMAN:

26 Valerie Still vs. Rutgers Jan. 12, 1980

BY A SOPHOMORE:

20 Debra Oden vs. Morehead March 4, 1978

BY A JUNIOR:

27 Valerie Still vs. National College Feb. 9, 1982

BY A SENIOR:

23 Victoria Dunlap vs. Louisville Dec. 5, 2010

23 Evelyn Akhator vs. Ohio State March 19, 2017

YEAR-BY-YEAR REBOUNDING LEADERS

Year	Name	Class	Pos.	Games	Rebounds	Avg.
1977-78	Debra Oden	So.	F	35	371	10.6
1978-79	Debra Oden	Jr.	F	29	225	7.8
1979-80	Valerie Still	Fr.	F/C	29	403	13.9
1980-81	Valerie Still	So.	F/C	30	329	10.9
1981-82	Valerie Still	Jr.	F/C	32	457	14.3
1982-83	Valerie Still	Sr.	F/C	28	336	12.0
1983-84	Leslie Nichols	So.	F	27	218	8.0
1984-85	Leslie Nichols	Jr.	F	27	247	9.1
1985-86	Leslie Nichols	Sr.	F	29	215	7.4
1986-87	Debbie Miller	Sr.	C	28	223	8.0
1987-88	Belitta Croley	Sr.	F	23	190	8.3
1988-89	V. Foster-Sutton	Jr.	C	28	172	6.1
1989-90	V. Foster-Sutton	Sr.	C	31	236	7.6
1990-91	Jocelyn Mills	So.	C	28	250	8.9
1991-92	Pattresa Leonard	Jr.	F/C	21	127	6.0
1992-93	Jocelyn Mills	Sr.	C	28	210	7.5
1993-94	Stacey Reed	Jr.	G	28	191	6.8
1994-95	Stacey Reed	Sr.	G	28	190	6.8
1995-96	Kim Denkins	So.	C	27	242	9.0
1996-97	Kim Denkins	Jr.	C	25	193	7.7
1997-98	Kim Denkins	Sr.	C	28	185	6.6
1998-99	Shantia Owens	Jr.	C	32	206	6.4
1999-2000	Shantia Owens	Sr.	C	29	219	7.6
2000-01	LaTonya McDole	Jr.	F	27	193	7.1
2001-02	SeSe Helm	So.	C	29	194	6.7
2002-03	SeSe Helm	Jr.	C	27	176	6.5
2003-04	SeSe Helm	Sr.	C	28	190	6.8
2004-05	Jennifer Humphrey	Jr.	F/C	34	199	6.0
2005-06	Jennifer Humphrey	Sr.	F/C	31	264	8.5
2006-07	Jennifer Humphrey	Sr.	F/C	34	351	10.3
2007-08	Victoria Dunlap	Fr.	F	33	228	6.9
2008-09	Victoria Dunlap	So.	F	32	290	9.1
2009-10	Victoria Dunlap	Jr.	F	35	293	8.4
2010-11	Victoria Dunlap	Sr.	F	33	288	8.7
2011-12	Samarie Walker	So.	F	25	179	7.2
2012-13	Samarie Walker	Jr.	F	36	293	8.1
2013-14	Samarie Walker	Sr.	C	35	305	8.7
2014-15	Linnæ Harper	So.	G	34	240	7.1
2015-16	Evelyn Akhator	Jr.	F	33	306	9.3
2016-17	Evelyn Akhator	Sr.	F	33	358	10.8
2017-18	Alyssa Rice	Sr.	C	32	184	5.8
2018-19	Rhyne Howard	Fr.	G	32	212	6.6
2019-20	Rhyne Howard	So.	G	27	175	6.5
2020-21	Rhyne Howard	Jr.	G	24	174	7.3
2021-22	Rhyne Howard	Sr.	G	31	228	7.4



ASSISTS

TEAM RECORDS

MOST ASSISTS

Game: 33 vs. Michigan (1/23/82) and @ Detroit-Mercy (12/28/83)
Season: 665 (1981-82) [32 games]

MOST ASSISTS PER GAME

Season: 20.8, (1981-82) [665 in 32 games]

INDIVIDUAL RECORDS

MOST ASSISTS

Game: 16, Patty Jo Hedges vs. Cincinnati (1/15/82)
Season: 209, Patty Jo Hedges (1981-82) [32 games]
Career: 731, Patty Jo Hedges (1979-83) [120 games]

MOST ASSISTS PER GAME

Season: 7.1, Patty Jo Hedges (1979-83) [200 in 28 games]
Career: 6.4, Sandy Harding (1983-87) [706 in 111 games]

CAREER LEADERS

ASSISTS

Player	Seasons	G	Avg	Asst
1. Patty Jo Hedges	1980-83	120	6.091	731
2. Sandy Harding	1983-87	111	6.360	706
3. Jodie Whitaker	1985-89	111	4.180	464
Lea Wise	1979-83	120	3.866	464
5. Taylor Murray	2016-19	127	3.543	450
6. Stacey Reed	1991-95	114	3.877	442
7. Amber Smith	2008-12	123	3.455	425
8. Makayla Epps	2013-17	133	3.067	408
9. Rita Adams	1999-03	110	3.636	400
10. Tracye Davis	1987-91	113	3.247	367

ASSISTS PER GAME

Player	Seasons	G	Asst	Avg
1. Sandy Harding	1983-87	111	706	6.360
2. Patty Jo Hedges	1979-83	120	731	6.091
3. Jodie Whitaker	1985-89	111	464	4.180
4. Stacey Reed	1991-95	114	442	3.877
5. Lea Wise	1979-83	120	464	3.866
6. Amber Smith	2008-12	123	425	3.455
7. Angela Phillips	2003-05	62	230	3.710
8. Rita Adams	1999-2003	110	400	3.636
9. Taylor Murray	2016-19	127	450	3.543
10. Tracye Davis	1987-91	113	367	3.247
11. Makayla Epps	2013-17	133	408	3.067

SINGLE-SEASON LEADERS

ASSISTS

Player	Season	G	Avg	Assists
1. Patty Jo Hedges	1981-82	32	6.53	209
2. Patty Jo Hedges	1982-83	28	7.14	200
3. Sandy Harding	1986-87	28	6.60	185
4. Sandy Harding	1985-86	28	6.53	183
5. Patty Jo Hedges	1980-81	31	5.83	181
6. Jodie Whitaker	1987-88	29	6.10	177
7. Sandy Harding	1984-85	27	6.29	170
8. Sandy Harding	1983-84	28	6.00	168
9. Rita Adams	2001-02	29	5.58	162
10. Amber Smith	2009-10	36	4.47	161

BY A FRESHMAN:

168 Sandy Harding1983-84

BY A SOPHOMORE:

181 Patty Jo Hedges1980-81

BY A JUNIOR:

209 Patty Jo Hedges1981-82

BY A SENIOR:

200 Patty Jo Hedges1982-83

ASSISTS PER GAME

Player	Season	G	Assists	Avg
1. Patty Jo Hedges	1982-83	28	200	7.14
2. Patty Jo Hedges	1981-82	32	209	6.53
3. Sandy Harding	1986-87	28	185	6.60
4. Sandy Harding	1985-86	28	183	6.53
5. Patty Jo Hedges	1980-81	31	181	5.83
6. Jodie Whitaker	1987-88	29	177	6.10
7. Sandy Harding	1984-85	27	170	6.29
8. Sandy Harding	1983-84	28	168	6.00
9. Rita Adams	2001-02	29	162	5.58

SINGLE-GAME HIGHS

ASSISTS

Player	Opponent (Date)	Assists
1. Patty Jo Hedges	Cincinnati (1/15/82)	16
2. Patty Jo Hedges	LSU (2/27/82)	15
Sandy Harding	Dayton (1/14/86)	15
4. Jodie Whitaker	East Carolina (11/28/87)	14
Patty Jo Hedges	Memphis State (1/3/83)	14
6. Tracye Davis	Tennessee State (1/30/88)	13
7. Makayla Epps	Morehead State (11/18/15)	12
Stacey Reed	Detroit (12/1/93)	12
Jodie Whitaker	Miami (2/8/86)	12
Leslie Nichols	Detroit (2/26/86)	12

YEAR-BY-YEAR ASSIST LEADERS

Year	Player	Class	Pos.	G	Asst.	Avg.
1977-78	Debbie Mack	Jr.	G	35	123	3.5
1978-79	Geri Grigsby	So.	G	29	102	3.5
1979-80	Patty Jo Hedges	Fr.	G	29	141	4.9
1980-81	Patty Jo Hedges	So.	G	31	181	5.8
1981-82	Patty Jo Hedges	Jr.	G	32	209	6.5
1982-83	Patty Jo Hedges	Sr.	G	28	200	7.1
1983-84	Sandy Harding	Fr.	G	28	168	6.0
1984-85	Sandy Harding	So.	G	27	170	6.3
1985-86	Sandy Harding	Jr.	G	28	183	6.5
1986-87	Sandy Harding	Sr.	G	28	185	6.6
1987-88	Jodie Whitaker	Jr.	G	29	177	6.1
1988-89	Jodie Whitaker	Sr.	G	28	78	2.8
1989-90	Malinka Salhi	Sr.	G	31	146	4.7
1990-91	Tracye Davis	Sr.	G	26	113	4.3
1991-92	Stacey Reed	Fr.	G	30	90	3.0
1992-93	Stacey Reed	So.	G	28	101	3.6
1993-94	Stacey Reed	Jr.	G	28	138	4.9
1994-95	Stacey Reed	Sr.	G	28	113	4.0
1995-96	Christina Jansen	Sr.	G	27	127	4.7
1996-97	Tiffany Wait	So.	G/F	27	103	3.8
1997-98	Natalie Martinez	So.	G	28	95	3.4
1998-99	Erica Jackson	Jr.	G	31	129	4.2
1999-2000	Erica Jackson	Sr.	G	29	91	3.1
2000-01	Rita Adams	So.	G	27	88	3.3
2001-02	Rita Adams	Jr.	G	29	162	5.6
2002-03	Rita Adams	Sr.	G	27	68	2.7
2003-04	Angela Phillips	Fr.	G	28	119	4.3
2004-05	Angela Phillips	So.	G	34	111	3.3
2005-06	Carly Ormerod	Fr.	G	31	101	3.3
2006-07	Carly Ormerod	So.	G	34	122	3.6
2007-08	Samantha Mahoney	Sr.	G	33	74	2.2
2008-09	Amber Smith	So.	PG	32	114	3.6
2009-10	Amber Smith	Jr.	PG	36	161	4.5
2010-11	A'dia Mathies	So.	G	34	89	2.6
2011-12	A'dia Mathies	Jr.	G	34	93	3.4
2012-13	Jennifer O'Neill	R-So.	PG	36	99	2.7
2013-14	Janee Thompson	So.	PG	35	107	3.1
2014-15	Makayla Epps	So.	G	34	101	2.9
2015-16	Janee Thompson	Sr.	G	33	157	4.5
2016-17	Makayla Epps/Taylor Murray	Sr./So.	G/G	33/30	118/118	3.5/3.9
2017-18	Taylor Murray	Jr.	G	32	136	4.2
2018-19	Taylor Murray	Sr.	G	32	123	3.8
2019-20	Jaida Roper	Sr.	G	30	102	3.4
2020-21	Rhyne Howard	Jr.	G	24	91	3.8
2021-22	Rhyne Howard	Sr.	G	31	102	3.3



BLOCKS

TEAM RECORDS

MOST BLOCKS

Game: 19 vs. North Carolina A&T (12/6/06)
Season: 181 (2012-13) [36 games]

MOST BLOCKS PER GAME

Season: 5.5 (2021-22) [170 in 31 games]

INDIVIDUAL RECORDS

MOST BLOCKS

Game: 7, DeNesha Stallworth vs. Texas A&M (2/18/13)
Season: 66, Victoria Dunlap (2009-10) [35 games]
Career: 195, Sarah Elliott (2005-08) [132 games]

MOST BLOCKS PER GAME

Season: 1.885, Victoria Dunlap (2009-10) [66 in 35 games]
Career: 1.47, Sarah Elliott (2005-08) [195 in 132 games]

CAREER LEADERS

BLOCKS

Player	Seasons	G	Avg	Blks
1. Sarah Elliott	2005-2008	132	1.47	195
2. Victoria Dunlap	2008-2011	133	1.34	178
3. Valerie Still	1979-83	119	1.31	156
4. Azia Bishop	2012-2015	134	1.13	152
5. Rhyne Howard	2019-22	114	0.95	109
6. Jennifer Humphrey	2003-2007	129	0.83	107
KeKe McKinney	2018-2021	113	0.93	107
8. Leslie Nichols	1982-86	111	0.92	102
9. Samarie Walker	2012-2014	96	1.00	96
10. Laura Meadows	1997-2000	89	1.17	95

BLOCKS PER GAME (MIN. 50 BLOCKS)

Player	Seasons	G	Blks	Avg
1. Sarah Elliott	2005-2008	132	195	1.47
2. DeNesha Stallworth	2013-2014	65	87	1.34
3. Shantia Owens	1998-2000	61	81	1.33
Victoria Dunlap	2008-2011	133	178	1.33
5. Valerie Still	1979-83	119	156	1.31
6. Victoria Dunlap	2008-2011	100	129	1.29
7. Laura Meadows	1997-2000	89	95	1.17
8. Lisa Ellis	1988-90	59	68	1.15
9. Azia Bishop	2012-2015	134	152	1.13
10. Samarie Walker	2012-2014	96	96	1.00

SINGLE-SEASON LEADERS

BLOCKS

Player	Season	G	Avg	Blks
1. Victoria Dunlap	2009-2010	35	1.885	66
2. Sarah Elliott	2007-2008	33	1.696	56
Samarie Walker	2012-2013	36	1.555	56
4. Valerie Still	1980-81	31	1.709	53
Azia Bishop	2014-2015	33	1.606	53
6. DeNesha Stallworth	2012-2013	35	1.485	52
7. Sarah Elliott	2006-2007	34	1.471	50
8. Sarah Elliott	2004-2005	34	1.484	49
Victoria Dunlap	2010-2011	33	1.484	49
10. Valerie Still	1979-80	29	1.586	46

BY A FRESHMAN:

49 Sarah Elliott 2005

BY A SOPHOMORE:

53 Valerie Still 1981

BY A JUNIOR:

66 Victoria Dunlap 2010

BY A SENIOR:

56 Sarah Elliott 2008

BLOCKS PER GAME (MIN. 30 BLOCKS)

Player	Season	G	Blks	Avg
1. Victoria Dunlap	2009-2010	35	66	1.888
2. Valerie Still	1980-81	31	53	1.709
3. Sarah Elliott	2007-2008	33	56	1.696
4. KeKe McKinney	2018-Pres.	26	42	1.615
5. Azia Bishop	2014-2015	33	53	1.606
6. Valerie Still	1979-80	29	46	1.586
7. Samarie Walker	2012-2013	36	56	1.555
8. Pattresa Leonard	1990-91	29	44	1.517
9. Sarah Elliott	2004-2005	34	49	1.484
10. Shantia Owens	1999-2000	29	43	1.482
11. Sarah Elliott	2006-2007	34	50	1.471

SINGLE-GAME HIGHS

BLOCKS

Player	Opponent (Date)	Blks
1. DeNesha Stallworth	Texas A&M (2/18/2013)	7
2. Nyah Leveretter	Vanderbilt (1/27/22)	6
Dre'una Edwards	West Virginia (12/1/21)	6
Alexis Jennings	Oklahoma (3/21/16)	6
Azia Bishop	Tennessee State (12/28/14)	6

Sarah Elliott	NCA&T (12/6/2005)	6
Laura Meadows	Nebraska (11/29/99)	6
Lisa Ellis	Middle Tennessee (1/8/89)	6
Jody Runge	Memphis State (1/31/82)	6
7. KeKe McKinney	Alabama (2/06/2020)	6
Dorie Harrison	Evansville (12/5/2017)	5
Evelyn Akhator	Morehead State (11/18/15)	5
DeNesha Stallworth	Wright State (3/22/2014)	5
Azia Bishop	Central Michigan (11/17/2013)	5
Victoria Dunlap	Mississippi State (3/6/2010)	5
Jenn'e Jackson	Furman (12/6/2008)	5
Sarah Elliott	Marquette (3/30/2008)	5
Sarah Elliott	James Madison (3/26/2008)	5
Sarah Elliott	Louisville (12/20/2007)	5
Sarah Elliott	West Virginia (3/28/2005)	5
Shantia Owens	Winthrop (1/3/2000)	5
Shantia Owens	Ole Miss (1/10/99)	5
Lisa Ellis	Kentucky State (1/16/89)	5
Leslie Nichols	Old Dominion (1/10/86)	5

Note: Records kept since 1978-79 season

YEAR-BY-YEAR BLOCKS LEADERS

Year	Player	Class	Pos	G	Blks	Avg.
1978-79	Liz Lukschu	So.	F/C	29	22	0.7
1979-80	Valerie Still	Fr.	F/C	29	46	1.6
1980-81	Valerie Still	So.	F/C	31	53	1.7
1981-82	Valerie Still	Jr.	F/C	32	39	1.2
1982-83	Leslie Nichols	Fr.	F	28	38	1.3
1983-84	Jody Runge	Jr.	C	28	32	1.1
1984-85	Leslie Nichols	Jr.	F	23	28	1.2
1985-86	Leslie Nichols	Sr.	F	30	29	1.0
1986-87	Debbie Miller	Sr.	G	28	22	0.8
Melanie Warren	Sr.	C	28	22	0.8	
1987-88	Bebe Croley	Sr.	F	29	16	0.5
1988-89	Lisa Ellis	Jr.	C	28	29	1.0
1989-90	Lisa Ellis	Sr.	C	31	39	1.2
1990-91	Pattresa Leonard	So.	F/C	29	44	1.5
1991-92	Jennifer Gray	So.	C	30	18	0.6
1992-93	Jennifer Gray	Jr.	C	28	15	0.5
1993-94	Jennifer Gray	Sr.	C	28	19	0.6
Christe Jordan	Sr.	F	28	19	0.6	
1994-95	Karri Koach	Sr.	C	28	30	1.1
1995-96	Kim Denkins	So.	C	27	15	0.5
1996-97	Kim Denkins	Jr.	C	25	13	0.5
1997-98	Laura Meadows	Fr.	G/F	28	35	1.2
1998-99	Shantia Owens	Jr.	C	32	38	1.2
1999-00	Shantia Owens	Sr.	C	29	43	1.5
2000-01	Rita Adams	So.	G	27	19	0.7
2001-02	Rita Adams	Jr.	G	29	17	0.6
2002-03	Rita Adams	Sr.	G	25	29	1.2
2003-04	Keiko Tate	Jr	F	26	20	0.8
2004-05	Sarah Elliott	Fr.	C	34	49	1.4
2005-06	Sarah Elliott	So.	C	31	40	1.3
2006-07	Sarah Elliott	Jr.	C	34	50	1.4
2007-08	Sarah Elliott	Sr.	C	33	56	1.6
2008-09	Victoria Dunlap	So.	F	32	38	1.2
2009-10	Victoria Dunlap	Jr.	F	35	66	1.9
2010-11	Victoria Dunlap	Sr.	F	33	49	1.5
2011-12	Azia Bishop	Fr.	C	32	31	0.8
2012-13	Samarie Walker	Jr.	F	36	56	1.5
2013-14	Azia Bishop	Jr.	C	35	41	1.2
2014-15	Azia Bishop	Sr.	C	33	53	1.6
2015-16	Evelyn Akhator	Jr.	F	33	32	1.0
2016-17	Evelyn Akhator	Sr.	F	33	29	0.8
2017-18	Alyssa Rice	Sr.	C	32	36	1.1
2018-19	KeKe McKinney	So.	F	31	29	0.9
2019-20	KeKe McKinney	Jr.	F	26	42	1.6
202-21	KeKe McKinney	Sr.	F	26	22	0.8
2021-22	Rhyne Howard	Sr.	G	31	39	1.25



STEALS

TEAM RECORDS

MOST STEALS

Game: 28 vs. West Virginia (12/12/93)
Season: 429 (2012-13) [36 games]

MOST STEALS PER GAME

Season: 13.1 (1990-91) [29 games]

INDIVIDUAL RECORDS

MOST STEALS

Game: 11, Leslie Nichols vs. Louisville (2/14/86)
Season: 107, Victoria Dunlap (2009-10) [35 games]
Career: 320, A'dia Mathies (2010-13) [140 games]

MOST STEALS PER GAME

Season: 3.58, Rita Adams (2001-02) [104 in 29 games]; Leslie Nichols (1985-86) [104 in 29 games]
Career: 2.71, Stacey Reed (1991-95) [309 in 114 games]

CAREER LEADERS

STEALS

Player	Seasons	G	Avg	Stls
1. A'dia Mathies	2010-2013	140	2.285	320
2. Stacey Reed	1991-95	114	2.710	309
3. Victoria Dunlap	2008-2011	133	2.310	307
4. Taylor Murray	2016-19	127	2.259	287
5. Leslie Nichols	1982-86	111	2.504	278
6. Patty Jo Hedges	1979-83	120	2.266	272
7. Rita Adams	1999-2003	110	2.427	267
8. Rhyne Howard	2019-22	114	2.298	262
9. LaTonya McDole	1998-2002	117	2.076	243
10. Christina Jansen	1992-96	107	2.140	229

STEALS PER GAME (MIN. 75 STEALS)

Player	Seasons	G	Stls	Avg
1. Stacey Reed	1991-95	114	309	2.710
2. Leslie Nichols	1982-86	111	278	2.504
3. Rita Adams	1999-2003	110	267	2.427
4. Victoria Dunlap	2008-2011	133	307	2.310
5. A'dia Mathies	2010-2013	140	320	2.285
6. Taylor Murray	2016-19	127	287	2.259
7. Patty Jo Hedges	1979-83	120	272	2.266
8. Rhyne Howard	2019-Pres.	59	130	2.203
8. Christina Jansen	1992-96	107	229	2.140
9. Rhyne Howard	2019-22	114	262	2.298
10. LaTonya McDole	1998-2002	117	243	2.076

SINGLE-SEASON LEADERS

STEALS

Player	Season	G	Avg	Stls
1. Victoria Dunlap	2009-2010	35	3.0	107
2. Leslie Nichols	1985-86	29	3.6	104
Rita Adams	2001-2002	29	3.6	104
4. Taylor Murray	2018-19	32	3.2	103
5. Victoria Dunlap	2010-2011	33	3.0	100
6. Stacey Reed	1993-94	28	3.5	97
7. A'dia Mathies	2009-2010	36	2.6	93
8. Malinka Salhi	1989-90	31	2.9	90
9. A'dia Mathies	2011-2012	34	2.5	87
10. Patty Jo Hedges	1980-81	31	2.5	78

BY A FRESHMAN:

93 A'dia Mathies (36 games) 2009-2010

BY A SOPHOMORE:

78 Patty Jo Hedges (31 games) 1980-81

BY A JUNIOR:

107 Victoria Dunlap (35 games) 2009-2010

BY A SENIOR:

104 Leslie Nichols (29 games) 1985-86

STEALS PER GAME (MIN. 30 STEALS)

Player	Season	G	Stls	Avg
1. Leslie Nichols	1985-86	29	104	3.586
Rita Adams	2001-2002	29	104	3.586
3. Stacey Reed	1993-94	28	97	3.464
4. Taylor Murray	2018-19	32	103	3.218
5. Victoria Dunlap	2009-2010	35	107	3.057
6. Malinka Salhi	1989-90	31	90	2.903
7. Leslie Nichols	1984-85	27	74	2.740
8. Chasity Patterson	2018-21	27	73	2.700
9. Stacey Reed	1994-95	28	75	2.678
9. A'dia Mathies	2011-2012	34	87	2.600
10. A'dia Mathies	2009-2010	36	93	2.583

SINGLE-GAME HIGHS

STEALS

Player	Opponent (Date)	Steals
1. Leslie Nichols	Louisville (2/14/86)	11
2. Chasity Patterson	Wofford (12/19/2020)	10
3. Rita Adams	VCU (12/16/2001)	9
A'dia Mathies	Nebraska Omaha (11/22/2011)	9
5. 13 players	Last, Victoria Dunlap vs. Louisville (12/20/2009) and A'dia Mathies vs. Mississippi Valley State (1/1/2010)	8
16. 13 players	Last, Rhyne Howard vs. Rhode Island (12/06/18)	7

Note: Records kept since 1978-79 season

YEAR-BY-YEAR STEALS LEADERS

Year	Player	Class	Pos	G	Steals	Avg.
1978-79	Janet Timperman	Sr.	G/F	29	52	1.8
1979-80	Patty Jo Hedges	Fr.	G	29	60	2.1
1980-81	Patty Jo Hedges	So.	G	31	78	2.5
1981-82	Patty Jo Hedges	Jr.	G	32	61	1.9
1982-83	Patty Jo Hedges	Sr.	G	28	73	2.6
1983-84	Leslie Nichols	So.	F	27	64	2.4
1984-85	Leslie Nichols	Jr.	F	27	74	2.7
1985-86	Leslie Nichols	Sr.	F	29	104	3.6
1986-87	Bebe Croley	Jr.	G	28	73	2.6
1987-88	Jodie Whitaker	Jr.	G	29	44	1.5
1988-89	Malinka Salhi	Jr.	G	28	48	1.7
1989-90	Malinka Salhi	Sr.	G	31	90	2.9
1990-91	Stacy McIntyre	Jr.	F	29	68	2.3
1991-92	Stacey Reed	Fr.	G	30	69	2.3
1992-93	Stacey Reed	So.	G	28	68	2.4
1993-94	Stacey Reed	Jr.	G	28	97	3.5
1994-95	Stacey Reed	Sr.	G	28	75	2.7
1995-96	Christina Jansen	Sr.	G	27	63	2.3
1996-97	Nikki Hay	Jr.	G	27	50	1.9
1997-98	Tiffany Wait	Jr.	G/F	28	48	1.7
1998-99	Erica Jackson	Jr.	G	31	64	2.1
1999-2000	Erica Jackson	Sr.	G	29	68	2.3
2000-01	LaTonya McDole	Jr.	F	27	77	2.9
2001-02	Rita Adams	Jr.	G	29	104	3.6
2002-03	Rita Adams	Sr.	G	27	68	2.5
2003-04	Sara Potts	Jr.	G	28	38	1.4
	Shambrica Jones	Sr.	F	28	38	1.4
2004-05	Sara Potts	Sr.	G/F	34	40	1.2
2005-06	Nastassia Alcius	Jr.	G	31	43	1.4
2006-07	Carly Ormerod	Jr.	G	34	41	1.2
2007-08	Victoria Dunlap	Fr.	F	33	43	1.3
2008-09	Victoria Dunlap	So.	F	32	57	1.8
2009-10	Victoria Dunlap	Jr.	F	35	107	3.1
2010-11	Victoria Dunlap	Sr.	F	33	100	3.0
2011-12	A'dia Mathies	Jr.	G	34	87	2.6
2012-13	Samarie Walker	Jr.	F	36	72	2.0
2013-14	DeNesha Stallworth	Sr.	F	30	44	1.5
2014-15	Linnae Harper	So.	G	34	69	2.0
2015-16	Taylor Murray	Fr.	G	33	56	1.6
2016-17	Taylor Murray	So.	G	30	61	2.0
2017-18	Taylor Murray	Jr.	G	32	67	2.1
2018-19	Taylor Murray	Sr.	G	32	103	3.2
2019-20	Rhyne Howard	So.	G	27	62	2.3
2020-21	Chasity Patterson	Sr.	G	27	73	2.7
2021-22	Rhyne Howard	Sr.	G	31	71	2.3



KENTUCKY FRESHMAN SEASON RECORDS

<p>Points</p> <ol style="list-style-type: none"> 641 Valerie Still, 1979-80 525 Rhyn Howard, 2018-19 491 A'dia Mathies, 2009-10 413 Maria Donhoff, 1977-78 362 Samantha Mahoney, 2004-05 361 Kristi Cushenberry, 1988-89 364 Sarah Elliott, 2004-05 323 Jada Walker, 2021-22 319 Leslie Nichols, 1982-83 310 Laura Meadows, 1997-98 	<p>Field Goals Attempted</p> <ol style="list-style-type: none"> 463 Valerie Still, 1979-80 439 A'dia Mathies, 2009-10 406 Rhyn Howard, 2018-19 370 Maria Donhoff, 1977-78 329 Laura Meadows, 1997-98 296 Samantha Mahoney, 2004-05 292 Jada Walker, 2021-22 268 Kristi Cushenberry, 1988-89 267 Sarah Elliott, 2004-05 266 Stacey Reed, 1991-92 	<p>Free Throws Attempted</p> <ol style="list-style-type: none"> 183 Valerie Still, 1979-80 149 A'dia Mathies, 2009-10 145 Samantha Mahoney, 2004-05 134 Bria Goss, 2011-12 131 Maria Donhoff, 1977-78 105 Rhyn Howard, 2018-19 101 Victoria Dunlap, 2007-08 100 Kristi Cushenberry, 1988-89 99 LaTonya McDole, 1998-99 99 Alexis Jennings, 2014-15 	<p>Double-Figure Scoring Games</p> <ol style="list-style-type: none"> 29 Valerie Still, 1979-80 26 Rhyn Howard, 2018-19 26 A'dia Mathies, 2009-10 23 Bria Goss, 2011-12 22 Maria Donhoff, 1977-78 18 Kristi Cushenberry, 1988-89 18 Samantha Mahoney, 2004-05 17 Leslie Nichols, 1982-83 17 Laura Meadows, 1997-98 17 Sarah Elliot, 2004-05
<p>Points Per Game</p> <ol style="list-style-type: none"> 22.1 Valerie Still, 1979-80 16.4 Rhyn Howard, 2018-19 13.6 A'dia Mathies, 2009-10 12.9 Kristi Cushenberry, 1988-89 12.5 Maria Donhoff, 1977-78 12.3 SeSe Helm, 2000-01 11.4 Leslie Nichols, 1982-83 11.1 Laura Meadows, 1997-98 10.7 Jodie Whitaker, 1985-86 10.6 Samantha Mahoney, 2004-05 	<p>Field Goal Percentage</p> <ol style="list-style-type: none"> 55.8 Sarah Elliott, 2004-05 55.3 Valerie Still, 1979-80 55.0 Elisabeth Lukschu, 1977-78 53.8 Taylor Murray, 2015-16 52.6 Leslie Nichols, 1982-83 52.6 Jodie Whitaker, 1985-86 50.8 Josh Mills, 1989-90 49.3 Batouly Camara, 2015-16 48.3 Makayla Epps, 2013-14 48.1 Sandy Harding, 1983-84 48.1 Kristi Cushenberry, 1988-89 	<p>Free Throw Percentage (min 50 attempts)</p> <ol style="list-style-type: none"> 86.1 SeSe Helm, 2000-01 85.0 Kristi Cushenberry, 1988-89 84.5 Chante' Bowman, 2004-05 83.3 Taylor Murray, 2015-16 78.4 Karen Killen, 1990-91 77.3 Angela Phillips, 2003-04 76.8 Bernisha Pinkett, 2010-11 75.5 Patty Jo Hedges, 1979-80 74.7 Stacey Reed, 1991-92 74.7 Alexis Jennings, 2014-15 	<p>Double-Figure Rebounds Games</p> <ol style="list-style-type: none"> 25 Valerie Still, 1979-80 9 Leslie Nichols, 1982-83 7 Victoria Dunlap, 2007-08 6 Rhyn Howard, 2018-19 6 Elisabeth Lukschu, 1977-78 3 Laura Meadows, 1997-98 3 Jennifer Humphrey, 2002-03
<p>Rebounds</p> <ol style="list-style-type: none"> 403 Valerie Still, 1979-80 228 Victoria Dunlap, 2007-08 212 Rhyn Howard, 2018-19 199 Maria Donhoff, 1977-78 197 Leslie Nichols, 1982-83 185 Sarah Elliott, 2004-05 175 LaTonya McDole, 1998-99 174 A'dia Mathies, 2009-10 162 Laura Meadows, 1997-98 142 Kim Denkins, 1994-95 142 Batouly Camara, 2015-16 	<p>Three-Pointers Made</p> <ol style="list-style-type: none"> 74 Rhyn Howard, 2018-19 50 Sara Potts, 2001-02 49 Maci Morris, 2015-16 49 Carly Ormerod, 2005-06 43 Laura Meadows, 1997-98 38 Natalie Martinez, 1996-97 34 Bria Goss, 2011-12 33 Jada Walker, 2021-22 31 A'dia Mathies, 2009-10 30 Stacey Reed, 1991-92 	<p>Blocks</p> <ol style="list-style-type: none"> 49 Sarah Elliott, 2004-05 46 Valerie Still, 1979-80 38 Leslie Nichols, 1982-83 35 Laura Meadows, 1977-98 31 Azia Bishop, 2011-12 30 Batouly Camara, 2015-16 25 Victoria Dunlap, 2007-08 25 Dorrie Harrison, 2017-18 24 Alyssa Rice, 2014-15 23 Alexis Jennings, 2014-15 	<p>Double-Figure Assists</p> <ol style="list-style-type: none"> 2 Sandy Harding, 1983-84 1 Jodie Whitaker, 1985-86 1 Tracye Davis, 1987-88
<p>Rebounds Per Game</p> <ol style="list-style-type: none"> 13.9 Valerie Still, 1979-80 7.0 Leslie Nichols, 1982-83 6.6 Rhyn Howard, 2018-19 6.9 Victoria Dunlap, 2007-08 6.2 Elisabeth Lukschu, 1977-78 6.0 Maria Donhoff, 1977-78 5.8 Laura Meadows, 1997-98 5.5 LaTonya McDole, 1998-99 5.5 Jennifer Humphrey, 2002-03 5.4 Sarah Elliott, 2004-05 	<p>Three-Pt. Field Goal Percentage (min 100 attempts)</p> <ol style="list-style-type: none"> 41.5 Carly Ormerod, 2005-06 39.2 Maci Morris, 2015-16 38.7 Rhyn Howard, 2018-19 34.0 Sara Potts, 2001-02 33.3 Laura Meadows, 1997-98 31.4 Natalie Martinez, 1996-97 29.0 A'dia Mathies, 2009-10 26.3 Stacey Reed, 1991-92 	<p>Steals</p> <ol style="list-style-type: none"> 93 A'dia Mathies, 2009-10 69 Stacey Reed, 1991-92 68 Rhyn Howard, 2018-19 60 Patty Jo Hedges, 1979-80 56 Taylor Murray, 2015-16 55 Sandy Harding, 1983-84 47 Jada Walker, 2021-22 47 Laura Meadows, 1997-98 43 Valerie Still, 1979-80 43 Victoria Dunlap, 2007-08 	<p>SINGLE-GAME FRESHMAN RECORDS</p> <p>Points</p> <p>39 Valerie Still vs. Indiana (12/6/80)</p> <p>Rebounds</p> <p>26 Valerie Still vs. Rutgers (Jan. 12, 1980)</p> <p>Assists</p> <p>13 Tracye Davis vs. Tennessee St. (1/30/88)</p> <p>Blocks</p> <p>7 DeNesha Stallworth vs. Texas A&M (2/18/13)</p> <p>Steals</p> <p>8 A'dia Mathies vs. Miss. Valley St. (1/1/10)</p>
<p>Field Goals Made</p> <ol style="list-style-type: none"> 256 Valerie Still, 1979-80 178 A'dia Mathies, 2009-10 165 Maria Donhoff, 1977-78 149 Sarah Elliott, 2004-05 130 Leslie Nichols, 1982-83 129 Kristi Cushenberry, 1988-89 127 Samantha Mahoney, 2004-05 123 Jodie Whitaker, 1985-86 121 Jada Walker, 2021-22 115 SeSe Helm, 2000-01 	<p>Free Throws Made</p> <ol style="list-style-type: none"> 129 Valerie Still, 1979-80 104 A'dia Mathies, 2009-10 91 Samantha Mahoney, 2004-05 85 Kristi Cushenberry, 1988-89 83 Maria Donhoff, 1977-78 74 Alexis Jennings, 2014-15 71 Rhyn Howard, 2018-19 62 Stacey Reed, 1991-92 62 LaTonya McDole, 1998-99 62 SeSe Helm, 2000-01 	<p>Assists</p> <ol style="list-style-type: none"> 168 Sandy Harding, 1983-84 141 Patty Jo Hedges, 1979-80 119 Angela Phillips, 2002-03 93 LaToya McDole, 1999-2000 90 Stacey Reed, 1991-92 90 Julie Whitacker, 1999-2000 87 Rita Adams, 2000-01 87 A'dia Mathies, 2009-10 75 Rhyn Howard, 2018-19 73 Taylor Murray, 2015-16 73 Daiesha Hawthorne, 2001-02 	



MISCELLANEOUS RECORDS

UK IN OVERTIME

- The Cats are 31-28 all-time in overtime games.
- The Cats are 12-16 in OT vs. teams currently in the SEC.

Single Overtime Games: 24-23

Date	Site	Opponent	Score	Result
12/19/77	A	Louisville	94-88	W
1/19/78	H	Alabama	62-66	L
11/18/78	N	Miss. Univ.	76-81	L
2/21/79	A	WKU	62-58	W
2/2/80	H	Tennessee	83-91	L
1/11/81	A	Rutgers	67-69	L
1/24/81	H	South Carolina	70-65	W
3/10/81	H	N.C. State	75-74	W
1/30/83	H	Georgia	66-59	W
1/23/85	A	Tennessee	76-72	W
1/2/86	A	Tenn. Tech	65-69	L
1/11/89	A	EKU	83-77	W
1/11/90	H	LSU	79-80	L
1/24/92	H	Arkansas	75-74	W
12/10/93	A	WKU	77-82	L
12/31/93	N	North Carolina	75-80	L
2/18/94	H	Tennessee	89-95	L
1/11/95	A	Louisville	76-77	L
12/8/97	A	WKU	66-64	W

1/14/98	H	LSU (Cincinnati)	74-71	W
11/19/98	A	Ohio State	92-84	W
1/31/99	A	Arkansas	69-74	L
1/13/00	A	Vanderbilt	55-60	L
12/21/02	H	Miami (Ohio)	108-102	W
2/6/03	A	Auburn	56-63	L
12/3/03	H	Louisville (Rupp)	84-80	W
12/13/03	A	Temple	82-86	L
1/9/05	A	Alabama	63-69	L
1/2/06	H	Bowling Green	66-62	W
1/14/07	H	Ole Miss	65-67	L
2/15/07	H	Georgia	72-82	L
11/30/07	H	Western Ky.	74-78	L
3/21/08	H	Middle Tenn.	68-66	W
3/19/09	H	Chattanooga	81-76	W
1/7/10	A	Georgia	60-61	L
3/19/11	N	Hampton (NCAA)	66-62	W
2/7/13	A	Arkansas	80-74	W
2/27/14	A	Mississippi State	81-74	W
11/28/14	N	Oklahoma	92-88	W
11/15/15	A	Arizona State	68-64	W
12/4/16	A	Louisville	69-67	L
12/11/16	H	Arizona St.	73-71	L
2/23/17	H	Miss. State	78-75	W
11/23/18	N	UCLA	75-74	W
3/8/19	N	Missouri	70-68	L

01/03/21	A	Mississippi State	92-86	W
02/06/22	H	Texas A&M	64-73	L

Double Overtime Games: 6-4

12/18/75	A	Gulf Coast	79-77 (2OT)	W
1/28/78	H	Tennessee	90-92 (2OT)	L
3/16/78	N	Kansas	92-87 (2OT)	W
12/28/83	A	Detroit Mercy	107-102 (2OT)	W
2/2/86	A	Auburn	91-90 (2OT)	W
2/23/03	A	Alabama	73-71 (2OT)	W
2/1/04	A	Ole Miss	88-90 (2OT)	L
3/28/05	H	West Virginia	75-80 (2OT)	L
1/25/07	H	Mississippi St.	75-83 (2OT)	L
2/12/15	H	Mississippi St.	92-90 (2OT)	W

Triple Overtime Games: 0-1

11/28/89	A	Ohio State	86-89 (3OT)	L
----------	---	------------	-------------	---

Four Overtime Games: 1-0

12/6/13	N	Baylor	133-130 (4OT)	W
---------	---	--------	---------------	---

100-PT. GAMES

- The Cats are a perfect 50-0 when scoring 100+ Points.
- The last time the Cats hit the century mark was a 100-62 victory over Evansville on Dec. 5, 2017.
- UK has scored 100+ Points five times against schools from the SEC, defeating Alabama 104-77 on Jan. 18, 1983, Vanderbilt 106-85 on Jan. 23, 1983, Mississippi State 106-82 on Jan. 30, 1981 and also on Jan. 27, 2013, 100-47 and Ole Miss 108-78 on Feb. 13, 2014.

Date	Site	Opponent	Score
1/17/76	H	Morehead	104-63
11/17/77	A	Memphis State	101-94
12/13/77	H	Murray State	102-64
12/15/79	H	Indiana	102-52
12/17/79	H	Eastern Kentucky	100-77
1/30/81	N	Mississippi State	106-82
3/2/81	H	Marshall	100-60
12/19/82	H	Charleston	106-81
1/10/83	H	Tennessee Tech	102-67
1/18/83	A	Alabama	104-77
1/23/83	A	Vanderbilt	106-85
12/28/83	A	Detroit Mercy	107-102 (2OT)
2/22/84	H	National College	109-46
11/22/85	A	Marshall	102-73
11/29/85	H	Cleveland State	101-63
1/31/86	H	Charleston	111-64
2/8/86	H	Miami (Fla.)	108-53
12/20/87	H	Morehead State	101-83
11/24/89	H	Kentucky State	121-44
11/25/89	H	Missouri	102-84
12/17/89	A	Central Florida	102-58
2/20/90	H	Morehead State	106-71

11/23/90	H	Kent State	114-83
11/24/90	H	Duquesne	101-56
11/28/90	H	Ohio State	107-73
12/7/90	H	Bradley	103-75
12/30/00	H	Florida Atlantic	112-71
11/23/01	N	Sam Houston State	100-55
12/21/02	H	Miami (Ohio)	108-102 (OT)
12/23/02	H	Morris Brown	106-32
12/21/04	H	Nicholls State	106-51
12/22/05	H	Tennessee St.	105-45
12/1/09	H	Miami (Ohio)	107-53
12/20/09	H	Louisville	101-67
12/21/10	H	Arkansas-Pine Bluff	107-35
11/15/11	H	Jacksonville State	100-25
12/11/11	H	Arkansas-Pine Bluff	101-43
11/25/12	H	USC Upstate	100-34
1/17/13	H	Mississippi State	100-47
11/13/13	H	Georgia Southern	103-38
11/21/13	H	Lipscomb	116-49
11/27/13	H	Bradley	117-77
12/6/13	N	Baylor	133-130 (4OT)
12/29/13	H	Grambling State	109-46
2/13/14	H	Ole Miss	108-78
3/22/14	H	Wright State	106-60
11/14/14	H	Appalachian State	111-74
11/18/15	H	Morehead State	112-57
11/10/17	H	Sacramento State	101-70
12/05/17	H	Evansville	100-62

RECORD BY MONTH

Month	Won	Lost	Home	Away	Neutral
November	152	41	105-10	28-19	19-12
December	220	104	132-30	63-58	25-16
January	224	188	140-72	78-111	6-5
February	202	163	126-66	71-92	5-5
March	84	72	25-10	4-9	55-53
April	0	1	0-0	0-0	0-1

Total: 882-569



MISCELLANEOUS RECORDS

TOP IND. SCORING PERFORMANCES

43 POINTS	Rhyné Howard at Alabama 1/9/2020	Jennifer O'Neil vs. Baylor 12/6/13
42 POINTS	Valerie Still vs. Charleston 12/19/82	Makayla Epps vs. Mississippi State 2/12/15
41 POINTS	Valerie Still vs. Florida 2/20/82	
40 POINTS	Bebe Croley vs. Morehead State 12/20/87	
39 POINTS	Valerie Still vs. Indiana 12/6/80	
38 POINTS	Valerie Still vs. Indiana 12/15/80	Valerie Still vs. Ohio State 12/2/82
	Valerie Still at Rutgers 2/16/83	
37 POINTS	Rhyné Howard vs. Tennessee 1/5/2020	Valerie Still vs. Indiana State 1/17/81
35 POINTS	Pam Browning vs. C. Missouri 12/18/76	Pam Browning vs. ECU 3/5/77
	Valerie Still at Georgia 2/6/82	Valerie Still at Murray State 12/10/80
	Maci Morris at South Carolina 2/18/18	
34 POINTS	Pam Browning vs. Morehead 1976-77	Valerie Still vs. LSU 2/27/82
	Leslie Nichols at Seton Hall 12/5/81	Leslie Nichols vs. New Orleans 1/30/84
	A'dia Mathies vs. Tennessee 1/12/12	A'dia Mathies vs. Dayton 3/26/13
33 POINTS	Valerie Still vs. Mississippi State 1/30/81	Valerie Still vs. Indiana State 1/7/82
	Valerie Still vs. Tennessee 2/28/82	Valerie Still vs. Louisville 1/20/83
	Karen Mosley vs. Auburn 2/2/86	Victoria Dunlap vs. Butler 11/15/09
	Rhyné Howard at Miss. State 1/3/21	Rhyné Howard vs. Georgia 3/5/21
32 POINTS	Pam Browning vs. Tennessee Tech 1976-77	Valerie Still at Maryland 3/21/81
	Valerie Still vs. Cincinnati 1/15/82	Valerie Still vs. Vanderbilt 1/23/83
	Karen Mosley vs. Valdosta 11/27/83	Leslie Nichols vs. Morehead 11/24/84
	Leslie Nichols vs. Miami (Fla.) 2/8/86	Lisa Collins vs. Vanderbilt 2/20/84
	Belitta Croley vs. Alabama 2/7/87	Jocelyn Mills vs. Butler 1/26/93
	Shaunda Roberts vs. Syracuse 12/22/95	Sara Potts vs. Chattanooga 3/20/05
	A'dia Mathies vs. Liberty 3/20/10	Chasity Patterson at Arkansas 2/9/20
	Rhyné Howard vs. South Carolina 1/10/21	Rhyné Howard vs. Auburn 2/27/22
	Rhyné Howard vs. LSU 3/4/22	
31 POINTS	Pam Browning vs. Western Ky. 1976-77	Valerie Still vs. Indiana 12/8/81
	Leslie Nichols vs. Marshall 11/22/85	Jodie Whitaker vs. Radford 11/26/88
	Jocelyn Mills vs. Florida 2/28/93	Shaunda Roberts vs. Louisville 2/19/96
	Kim Denkins vs. N.C. State 12/30/95	Sara Potts vs. Xavier 3/24/05
	Victoria Dunlap vs. Oklahoma 3/30/10	Makayla Epps vs. Mississippi State 3/6/15
	Makayla Epps vs. South Carolina 3/4/17	Maci Morris vs. Morehead State 11/28/18
	Rhyné Howard at Florida 12/15/21	
30 POINTS	Valerie Still vs. Rutgers 1/11/81	Valerie Still vs. Eastern Ky. 1/27/81
	Liz Lukschu vs. South Carolina 3/14/81	Valerie Still vs. UT-Chattanooga 11/30/81
	Valerie Still vs. UCLA 12/21/81	

Valerie Still vs. Miami 12/5/82	Lea Wise vs. Illinois 3/14/82
Leslie Nichols at Ohio State 12/2/83	Leslie Nichols vs. Georgia 1/29/85
Bebe Croley vs. Florida 2/14/87	Erica Jackson vs. South Carolina 2/21/99
Sara Potts at Ole Miss 2/1/04	Sam Mahoney vs. James Madison 3/26/08
Victoria Dunlap vs. Tennessee Tech 12/7/10	Makayla Epps vs. Washington 3/25/16
Makayla Epps vs. Oklahoma 12/01/16	Makayla Epps vs. Belmont 3/17/17
Jaida Roper vs. Winthrop 12/11/2019	Rhyné Howard vs. Samford 12/8/2019
Chasity Patterson vs. Murray State 11/25/20	Dre'una Edwards at Missouri 2/24/22
Rhyné Howard vs. Georgia 1/6/22	

TOP INDIVIDUAL REBOUNDING PERFORMANCES

27 REBOUNDS	Valerie Still vs. National College 2/9/82
26 REBOUNDS	Valerie Still vs. Rutgers 1/12/80
23 REBOUNDS	Pam Browning vs. UT-Martin 1/22/77
	Victoria Dunlap at Louisville 12/5/10
	Evelyn Akhator vs. Ohio State 3/19/17
21 REBOUNDS	Valerie Still vs. UT-Chattanooga 11/30/81
20 REBOUNDS	Valerie Still vs. Charleston 12/19/82
	Debra Oden vs. Morehead 3/4/78
	Jennifer Humphrey vs. Auburn 1/21/07
	DeNesha Stallworth vs. Miss. State 2/27/14
19 REBOUNDS	Liz Lukschu vs. MUW 11/18/79
	Maria Donhoff vs. Louisville 78-79
	Valerie Still vs. Indiana State 1/17/81
	Valerie Still vs. Eastern Kentucky 1/27/81
	Valerie Still vs. Seton Hall 12/5/81
	Valerie Still vs. Rutgers 2/16/83
	Vanessa Foster-Sutton vs. ECU 1/31/90
	Jennifer Humphrey vs. Florida 1/12/06
	Jennifer Humphrey vs. Arkansas 3/1/07
18 REBOUNDS	Valerie Still vs. Michigan 1/23/82
	Valerie Still vs. Vanderbilt 1/26/82
	Valerie Still vs. Tennessee Tech 1/10/83
	Josh Mills vs. Morehead State 2/6/91
	Jennifer Humphrey vs. South Carolina 2/9/06
	Sarah Elliott vs. Ole Miss 1/14/07
	Victoria Dunlap vs. Butler 11/15/09
	Brittany Henderson vs. Vanderbilt 3/5/11
	Evelyn Akhator vs. Texas A&M 2/28/16
17 REBOUNDS	Valerie Still at Maryland 3/21/81
	Valerie Still vs. Vanderbilt 12/10/81
	Valerie Still vs. Indiana State 1/7/82
	Valerie Still vs. Cincinnati 1/15/82
	Valerie Still vs. Memphis State 1/31/82
	Valerie Still vs. Arkansas 1/6/83
	Lisa Ellis vs. Ohio State 11/28/89
	Shantia Owens vs. Ole Miss 2/24/99
	Shantia Owens vs. Xavier 12/31/99
	Evelyn Akhator vs. Rice 11/13/15
	Evelyn Akhator at Georgia 2/9/17
16 REBOUNDS	Valerie Still vs. Indiana 12/8/81
	Valerie Still vs. Georgia 1/3/82
	Valerie Still vs. Southern Illinois 1/16/82
	Valerie Still vs. Georgia State 2/4/82
	Leslie Nichols vs. Louisville 2/25/84
	Vanessa Foster-Sutton vs. MTSU 2/27/90
	Laura Meadows vs. Alabama 3/2/00
	Jennifer Humphrey vs. Louisville 12/28/05
	Jennifer Humphrey vs. UTPA 1/2/07
	Jennifer Humphrey vs. Mississippi State 1/25/07
	Jennifer Humphrey vs. Ole Miss 2/8/07
	Jennifer Humphrey vs. Arkansas 2/18/07

Lydia Watkins vs. Middle Tennessee 3/21/08
Victoria Dunlap vs. Middle Tennessee 12/28/09
Victoria Dunlap vs. Miami Ohio 12/1/09
Victoria Dunlap vs. Morehead State 11/17/09
Evelyn Akhator vs. Morehead State 11/18/15
Rhyné Howard vs. Ole Miss 2/28/21

DOUBLE-DOUBLES (POINTS/REBOUNDS)

FROM 1980-PRESENT

THE 20-20 CLUB

Valerie Still	30/21 . . . UTC 11/30/81
	42/20 . . . Charleston 12/19/82

THE 20-15 CLUB

Valerie Still	37/19 . . . Indiana State 1/17/81
	30/19 . . . ECU 1/27/81
	32/17 . . . Maryland 3/21/81
	34/19 . . . Seton Hall 12/5/81
	31/16 . . . Indiana 12/8/81
	23/15 . . . Florida 12/31/81
	33/17 . . . Indiana State 1/7/82
	32/17 . . . Cincinnati 1/15/82
	27/16 . . . So. Illinois 1/16/82
	27/18 . . . Michigan 1/23/82
	28/18 . . . Vanderbilt 1/26/82
	24/16 . . . Georgia St. 2/4/82
	23/15 . . . So. Carolina 2/13/82
	42/20 . . . Charleston 12/19/82
	29/18 . . . Tenn. Tech 1/10/83
	22/17 . . . Arkansas 1/15/83
	38/19 . . . Rutgers 2/16/83
	28/16 . . . Auburn 3/3/83
	26/15 . . . Dayton 1/20/84
	25/15 . . . E. Carolina 11/28/87
	40/15 . . . Morehead St. 12/20/87
	23/17 . . . Marshall 2/8/96
	22/16 . . . Miss. State 1/25/07
	21/19 . . . Arkansas 3/1/07
	20/15 . . . Miami (Ohio) 1/3/09
	21/15 . . . LSU 2/22/09
	33/18 . . . Butler 11/15/09
	21/16 . . . Miami Ohio 12/1/09
	20/16 . . . MTSU 12/28/09
	22/16 . . . Louisville 12/4/16
	29/15 . . . Alabama 1/12/17
	24/16 . . . Georgia 1/15/17
	27/16 . . . Miss. St. 2/23/17
	27/15 . . . Belmont 11/29/20
	21/16 . . . Ole Miss 2/28/21

DOUBLE-DOUBLES (PTS - AST) 1980-81 TO PRESENT

P.J. Hedges (6)	10/13 Illinois 3/14/82
	19/11 Charleston 12/19/82
	16/14 Memphis State 1/3/83
	15/10 South Florida 1/14/83
Sandy Harding (6)	12/10 Old Dominion 12/29/84
	14/10 Tennessee 1/23/85
	18/15 Dayton 1/14/86
	10/12 LSU 3/1/86
	24/10 Drake 3/12/86
	16/10 Old Dominion 1/23/87
Jodie Whitaker (4)	16/12 Miami 2/8/86
	16/14 East Carolina 11/28/87
	16/11 ECU 12/1/87
	17/10 Virginia Tech 2/29/88
Taylor Murray (3)	20/10 Alabama 1/25/18
	12/10 Ole Miss 2/22/18
	23/10 North Carolina 11/24/18
Janeé Thompson (3)	12/10 Alabama 1/2/15
	16/10 E. Mich. 11/25/15
	16/10 LSU 2/7/16
Leslie Nichols (2)	21/11 Valdosta State 11/27/83
	16/12 Detroit 2/26/86
Lea Wise (2)	14/10 Michigan 1/23/82



MISCELLANEOUS RECORDS

11/12.....Tennessee.....	2/28/82
Malinka Salhi (1)	
15/11.....Ohio State.....	11/28/89
Stacey Reed (1)	
17/12.....Detroit.....	12/1/93
Carly Ormerod (1)	
13/11.....Ball State.....	3/19/07
Makayla Epps (1)	
21/12.....Morehead State.....	11/18/15
Rhyne Howard (1)	
22/10.....Winthrop.....	11/21/21

DOUBLE-DOUBLES (POINTS – STEALS)

1980-81 TO PRESENT

Leslie Nichols (1)	
18/11.....Louisville.....	2/14/86
Chasity Patterson (1)	
17/10.....Wofford.....	12/19/20

UK DOUBLE-DOUBLES

(POINTS-REBOUNDS/ASSISTS/STEALS)

1980-81 TO PRESENT

1. Valerie Still.....	66
2. Leslie Nichols.....	35
3. Victoria Dunlap.....	31
Evelyn Akhator.....	31
5. Rhyne Howard.....	27
6. Jocelyn Mills.....	22
7. Kim Denkins.....	20
Samarie Walker.....	20
9. Dre'una Edwards.....	16
Jennifer Humphrey.....	16
Eleia Roddy.....	16
12. DeNesha Stallworth.....	15
13. Selia Helm.....	14
Karen Mosley.....	14
15. Belitta Croley.....	13
16. Vanessa Foster-Sutton.....	12
17. Sarah Elliott.....	11
Stacy Reed.....	11
18. LaTonya McDole.....	10
20. Laura Meadows.....	9
21. Shantia Owens.....	8
22. Amani Franklin.....	7
Linnæ Harper.....	7
Alexis Jennings.....	7
25. Lisa Ellis.....	6
Sandy Harding.....	6
Patty Jo Hedges.....	6
Pam Shrum.....	6
Taylor Murray.....	6
30. Azia Bishop.....	5
Debbie Miller.....	5
Jodi Whitaker.....	5
33. Tedra Eberhart.....	4
Makayla Epps.....	4
Samantha Drake.....	4
Sara Potts.....	4
Shaunda Roberts.....	4
38. Jaye Barnes.....	3
Mia Daniel.....	3
Pattresa Leonard.....	3
Liz Lukschu.....	3
A'dia Mathies.....	3
Janee Thompson.....	3
44. Makenzie Cann.....	2
Maria Donhoff.....	2
Tayna Fogle.....	2
Shambrica Jones.....	2
Ruth Mountain.....	2
Carly Ormerod.....	2
Alyssa Rice.....	2
Diane Stephens.....	2
Lea Wise.....	2
KeKe McKinney.....	2
53. Rita Adams.....	1
Chante Bowman.....	1
Tracye Davis.....	1
Jennifer Goin.....	1
Jennifer Gray.....	1

Nikki Hay.....	1
Laurie Hudgens.....	1
Karri Koach.....	1
Samantha Mahoney.....	1
Maci Morris.....	1
Bernisha Pinkett.....	1
Chrissy Roberts.....	1
Malinka Salhi.....	1
Tanesha Seaton.....	1
Lora Spencer.....	1
Stephanie Stoglin.....	1
Katie Vieth.....	1
Lydia Watkins.....	1
Tatyana Wyatt.....	1
Chasity Patterson.....	1

DOUBLE-DOUBLES (POINTS-REBOUNDS ONLY)

1980-81 TO PRESENT

1. Valerie Still.....	66
2. Leslie Nichols.....	33
3. Victoria Dunlap.....	31
Evelyn Akhator.....	31
5. Rhyne Howard.....	27
6. Jocelyn Mills.....	22
7. Kim Denkins.....	20
Samarie Walker.....	20
9. Dre'una Edwards.....	16
Jennifer Humphrey.....	16
Eleia Roddy.....	16
12. DeNesha Stallworth.....	15
13. Selia Helm.....	14
Karen Mosley.....	14
15. Belitta Croley.....	13
16. Vanessa Foster-Sutton.....	12
17. Sarah Elliott.....	11
18. LaTonya McDole.....	10
Stacy Reed.....	10
20. Laura Meadows.....	9
21. Shantia Owens.....	8
22. Amani Franklin.....	7
Linnæ Harper.....	7
Alexis Jennings.....	7
25. Lisa Ellis.....	6
Pam Shrum.....	6
27. Debbie Miller.....	5
Azia Bishop.....	5
29. Tedra Eberhart.....	4
Samantha Drake.....	4
Sara Potts.....	4
Shaunda Roberts.....	4
Makayla Epps.....	4
34. Jaye Barnes.....	3
Mia Daniel.....	3
Pattresa Leonard.....	3
Liz Lukschu.....	3
A'dia Mathies.....	3
Taylor Murray.....	3
40. Makenzie Cann.....	2
Maria Donhoff.....	2
Tayna Fogle.....	2
Shambrica Jones.....	2
Ruth Mountain.....	2
Alyssa Rice.....	2
Diane Stephens.....	2
KeKe McKinney.....	2
48. Rita Adams.....	1
Chante Bowman.....	1
Tracye Davis.....	1
Jennifer Goin.....	1
Jennifer Gray.....	1
Nikki Hay.....	1
Laurie Hudgens.....	1
Alexis Jennings.....	1
Karri Koach.....	1
Samantha Mahoney.....	1
Maci Morris.....	1
Carly Ormerod.....	1
Bernisha Pinkett.....	1
Chrissy Roberts.....	1
Tanesha Seaton.....	1

Lora Spencer.....	1
Stephanie Stoglin.....	1
Katie Vieth.....	1
Lydia Watkins.....	1
Jodi Whitaker.....	1
Tatyana Wyatt.....	1

CONSECUTIVE DOUBLE-DOUBLES

(ANY COMBINATION)

1980-81 TO PRESENT

1. Valerie Still (1980-81).....	10
2. Valerie Still (1981-82).....	8
3. Eleia Roddy (2008-09).....	7
Valerie Still (1981-82).....	7 (Twice)
5. Dre'una Edwards (2021-22).....	5
6. Evelyn Akhator (2016-17).....	4
Victoria Dunlap (2008-09).....	4
Jocelyn Mills (1990-91).....	4
Leslie Nichols (1984-85).....	4
Valerie Still (1979-80).....	4 (Three times)

TRIPLE-DOUBLES

(ANY COMBINATION)

1980-81 TO PRESENT

1. Rhyne Howard vs. Winthrop (11/21/21).....	1
(22 points, 10 assists, 10 rebounds)	
Makayla Epps vs. Morehead St. (11/18/15).....	1
(21 points, 12 assists, 11 rebounds)	
Leslie Nichols vs. Louisville (2/14/86).....	1
(18 points, 13 rebounds, 11 steals)	



MISCELLANEOUS RECORDS

TRIPLE DOUBLE PERFORMANCE - RHYNE HOWARD



Rhyne Howard became the third player in program history to record a triple-double when she scored 22 points with 10 assists and 10 rebounds against Winthrop on Nov. 21, 2021 inside Memorial Coliseum. Leslie Nichols and Makayla Epps are the only other players to record a triple-double for UK. Nichols did it in 1986, while Epps did it in 2015.

ALL-TIME DOUBLE-DOUBLES BY PLAYER

Rita Adams (1)	11/23/03 vs. Ole Miss..... 12 10
Evelyn Akhator (31)	11/13/15 vs. Rice..... 16..... 17
	11/18/15 vs. Morehead State 12..... 16
	11/29/15 vs. Jackson State 20..... 13
	12/28/15 vs. Tennessee State 14..... 13
	1/3/16 vs. Auburn 12..... 11
	1/10/16 vs. Georgia..... 10..... 10
	1/17/16 vs. Auburn 12..... 10
	1/31/16 vs. Florida 14..... 10
	2/21/16 vs. Arkansas 14..... 11
	2/28/16 vs. Texas A&M 15..... 18
	3/3/16 vs. LSU 15..... 13
	3/4/16 vs. Florida 12..... 11
	3/25/16 vs. Washington 10..... 14

	11/11/16 vs. Miami (Fla.)..... 18..... 10
	11/12/16 vs. Albany 28..... 13
	11/17/16 vs. New Hampshire..... 17..... 11
	11/19/16 at Colorado..... 12..... 14
	11/27/16 vs. Samford 15..... 13
	12/9/16 vs. MTSU..... 13..... 12
	12/21/16 vs. Washington St. 19..... 13
	1/1/17 at Tennessee..... 11..... 10
	1/12/17 at Alabama 29..... 15
	1/15/17 vs. Georgia..... 24..... 16
	1/19/17 at LSU..... 20..... 11
	1/26/17 vs. Ole Miss..... 28..... 13
	2/9/17 at Georgia 11..... 17
	2/16/17 at Arkansas 12..... 11
	2/23/17 vs. Miss. State..... 17..... 16
	3/4/17 vs. South Carolina..... 24..... 11
	3/17/17 vs. Belmont..... 22..... 10
	3/19/17 vs. Ohio State..... 14..... 23

Jaye Barnes (3)	12/08/97 at Western Kentucky..... 22..... 10
	1/31/98 vs. Arkansas..... 18..... 10
	12/06/98 at Auburn..... 16..... 11
Azia Bishop (5)	12/08/11 vs. Duke 12 11
	11/13/13 vs. Georgia Southern 10..... 12
	1/9/14 vs. South Carolina..... 12..... 11
	11/19/14 vs. Morehead State 11..... 11
	12/14/14 vs. Belmont..... 15..... 12
Chante Bowman (1)	1/16/05 vs. Ole Miss..... 11..... 11
Makenzie Cann (2)	11/19/17 at Washington State 15..... 10
	11/22/17 vs. Morehead State 15..... 10
Belitta Croley (13)	12/22/85 vs. Western Michigan..... 16..... 10



ALL-TIME DOUBLE-DOUBLES BY PLAYER

2/12/86 at Alabama 20..... 11
 1/15/87 vs. Tennessee State 18..... 14
 1/21/87 vs. Vanderbilt..... 14..... 11
 3/4/87 vs. Florida 18..... 15
 3/05/87 vs. Georgia..... 15..... 12
 11/28/87 vs. East Carolina 25..... 15

12/07/87 vs. Tennessee Tech..... 18..... 12
 12/9/87 vs. Indiana 24..... 11

12/20/87 vs. Morehead State 40..... 15

1/30/88 vs. Tennessee State 18..... 12

2/7/88 at Georgia..... 18..... 13

3/4/88 vs. Vanderbilt..... 25..... 10

Mia Daniel (3)

1/4/93 at Mississippi State..... 15..... 10

1/31/93 vs. Alabama 19..... 10

2/6/93 at Tennessee 13..... 12

Tracye Davis (1)

1/15/90 vs. Mississippi State..... 19..... 11

Kim Denkins (20)

11/25/95 vs. Toledo 12 11

11/29/95 vs. Ohio State 10..... 10

12/8/95 at Indiana..... 27..... 15

12/21/95 vs. Syracuse 20..... 10

12/23/95 at Miami (Ohio) 24..... 11

12/30/95 vs. North Carolina State 31..... 10

1/3/96 vs. Mississippi 20..... 10

1/11/96 at Vanderbilt..... 14..... 16

1/24/96 vs. South Carolina..... 25..... 11

2/7/96 at Marshall..... 23..... 17

2/24/96 at South Carolina 17..... 14

11/30/96 at Dayton 13..... 14

12/29/96 at Villanova..... 16..... 10

1/5/97 at LSU 14..... 11

2/16/97 at Mississippi State..... 14..... 10

2/28/97 vs. Arkansas..... 14..... 13

12/3/97 vs. Ohio State 11..... 14

12/8/97 at Western Kentucky 11..... 10

2/8/98 vs. South Carolina..... 18..... 11

2/21/98 at South Carolina 12..... 16

Maria Donhoff (2)

12/13/80 vs. Carson Newman..... 13..... 10

1/16/81 vs. James Madison..... 16..... 14

Samantha Drake (4)

12/30/10 vs. Tennessee/Martin..... 14..... 13

11/25/11 vs. Sam Houston St..... 11..... 13

11/27/11 vs. Miss. Valley St. 11..... 11

11/23/12 vs. Morehead St. 15..... 13

Victoria Dunlap (31)

12/4/07 vs. William & Mary..... 20..... 10

3/26/08 vs. James Madison..... 12 12

3/30/08 vs. Marquette 14..... 10

11/15/08 vs. Michigan..... 19..... 10

11/23/08 vs. George Washington 13..... 14

1/1/09 vs. North Carolina A&T..... 11..... 12

1/3/09 at Miami (Ohio) 20..... 15

1/15/09 at Alabama 16..... 12

1/18/09 vs. Mississippi State..... 12..... 13

1/25/09 vs. LSU 10..... 11

1/29/09 at Florida 16..... 12

2/22/09 at LSU 21..... 15

2/26/09 vs. Georgia..... 16..... 11

11/13/09 vs. Boston University..... 24..... 12

11/15/09 vs. Butler..... 33..... 18

11/17/09 at Morehead State 12..... 16

12/1/09 vs. Miami (Ohio)..... 21..... 16

12/28/09 at Middle Tennessee 20..... 16

1/31/10 at Mississippi State..... 19..... 12

2/7/10 at Arkansas..... 22..... 11

2/25/10 at Tennessee 22..... 10

3/30/10 vs. Oklahoma..... 31..... 13

11/21/10 vs. Notre Dame..... 24..... 14

12/05/10 at Louisville..... 17..... 23

1/06/11 at Arkansas 26..... 13

1/16/11 vs. Mississippi State..... 22..... 10

1/30/11 at Alabama 25..... 15

2/3/11 vs. Auburn 10..... 10

2/17/11 at Georgia 14..... 11

3/05/11 vs. Vanderbilt..... 22..... 11

3/19/11 vs. Hampton 13..... 12

Tedra Eberhart (4)

2/10/93 at Cincinnati..... 10 14

12/1/93 at Detroit..... 26..... 10

1/16/94 vs. Mississippi State..... 16..... 11

2/5/94 vs. Arkansas..... 16..... 10

Dre'una Edwards (16)

11/29/20 vs. Belmont..... 27..... 15

12/3/20 at Kansas State 16..... 12

12/06/20 vs. Indiana 14..... 10

12/16/20 at DePaul 18..... 11

11/27/21 vs. La Salle 22..... 11

12/1/21 vs. West Virginia 19..... 10

12/5/21 vs. Merrimack..... 17..... 11

12/12/21 at Louisville..... 14..... 14

12/19/21 vs. USC Upstate 11..... 12

2/6/22 vs. Texas A&M 10..... 10

2/15/22 vs. Mississippi State..... 23..... 10

2/20/22 at Arkansas 29..... 10

2/24/22 at Missouri..... 30..... 10

3/3/22 vs. Mississippi State..... 18..... 14

3/4/22 vs. LSU 13..... 10

3/19/22 vs. Princeton 16..... 12

Sarah Elliott (11)

3/28/05 vs. West Virginia 14..... 12

1/22/06 at Ole Miss..... 15..... 13

3/18/06 vs. Chattanooga..... 22..... 11

11/24/06 vs. Delaware 26..... 12

11/25/06 vs. Southern Illinois 12..... 11

1/14/07 vs. Ole Miss..... 14..... 18

2/8/07 at Ole Miss..... 14..... 11

2/11/07 at Tennessee 21..... 10

11/25/07 vs. Lipscomb 23..... 12

12/20/07 vs. Louisville..... 12..... 13

2/7/08 vs. Ole Miss..... 14..... 12

Lisa Ellis (6)

1/13/89 vs. Marshall 16..... 11

11/28/89 at Ohio State 19..... 17

12/8/89 at Michigan State 20..... 12

12/20/89 at Stetson 10..... 11

1/11/90 vs. LSU 22..... 11

3/23/90 vs. Miami (Fla.)..... 16..... 10

Makayla Epps (4)

11/19/14 vs. Oklahoma..... 29..... 10

1/25/15 vs. Missouri..... 18..... 10

11/18/15 vs. Morehead State 21 11 10(A)

ALL-TIME DOUBLE-DOUBLES BY PLAYER

12/4/16 at Louisville 22 16

Tayna Fogle (2)

12/8/81 vs. Indiana 19 10
 1/23/82 vs. Michigan 14 10

Vanessa Foster/Sutton (12)

11/26/88 vs. Radford 17 11
 12/6/88 vs. Dayton 13 10
 11/28/89 at Ohio State 15 10
 12/4/89 vs. Indiana 12 12
 12/9/89 vs. Miami (Fla.) 17 10
 1/3/90 vs. Cincinnati 12 11
 1/7/90 at Vanderbilt 17 13
 1/31/90 vs. Eastern Kentucky 13 19
 2/27/90 vs. Middle Tennessee 17 16
 3/22/90 vs. Maine 16 10
 3/23/90 vs. Miami (Fla.) 21 11
 3/24/90 vs. Toledo 12 10

Amani Franklin (7)

12/4/07 vs. William & Mary 16 10
 2/14/08 at Vanderbilt 13 11
 12/30/08 vs. IUPUI 12 13
 3/19/09 vs. Chattanooga 18 11
 11/15/09 vs. Butler 13 14
 1/10/10 vs. Vanderbilt 11 11
 1/17/10 vs. Alabama 15 10

Jennifer Goin (1)

12/23/2 vs. Morris Brown 10 10

Jennifer Gray (1)

2/16/92 vs. Louisiana State 10 13

Sandy Harding (6)

12/29/84 vs. Old Dominion 12...10 (A)
 1/23/85 at Tennessee 14 10
 1/14/86 at Dayton 18 15
 3/1/86 vs. LSU 10 12
 3/12/86 at Drake 24 10
 1/23/87 vs. Old Dominion 16 10

Linnæ Harper (7)

11/19/14 vs. Morehead State 13 10
 11/28/14 vs. Oklahoma 22 12

1/4/15 vs. Ole Miss 12 14

1/18/15 vs. LSU 16 15
 1/25/15 vs. Missouri 15 11
 2/23/15 vs. Ole Miss 16 10
 3/20/15 vs. Tennessee State 16 10

Nikki Hay (1)

12/29/96 vs. Villanova 10 12

Patty Jo Hedges (6)

1/8/81 at Louisville 17...10 (A)
 3/14/81 vs. South Carolina 18 10
 3/14/82 vs. Illinois 10 13
 12/19/82 vs. Charleston 19 11
 1/3/83 at Memphis 16 14
 1/14/83 vs. South Florida 15 10

Selia Helm (14)

2/22/01 vs. Mississippi 21 10
 11/23/01 vs. Sam Houston State 22 13
 12/22/01 vs. Evansville 26 13
 1/20/02 at South Carolina 11 11
 2/19/02 at Cincinnati 26 10
 12/7/02 vs. Western Kentucky 18 10
 1/12/03 vs. Alabama 14 10
 2/2/03 vs. South Carolina 11 13
 11/21/03 vs. IPFW 20 10
 11/29/03 vs. San Francisco 23 11
 12/3/03 vs. Louisville 15 10
 12/13/03 at Temple 14 14
 12/20/03 vs. Miami (Ohio) 21 11
 12/22/03 vs. Western Kentucky 22 13

Rhyn Howard (27)

11/24/18 vs. North Carolina 25 12
 11/28/18 vs. Morehead State 17 10
 12/09/18 at Louisville 25 10
 1/13/19 vs. Ole Miss 20 11
 2/17/19 vs. Arkansas 18 14
 11/5/19 vs. Mount St. Mary's 14 11
 11/16/19 at Virginia 13 11

1/17/20 vs. Texas A&M 22 11
 1/19/20 at LSU 26 12

2/16/20 vs. Mississippi State 26 10
 2/23/20 vs. South Carolina 24 11
 12/16/20 at DePaul 18 12
 12/31/20 vs. Arkansas 24 10
 1/3/21 at Mississippi State 33 10

1/31/21 vs. Missouri 22 10
 2/4/21 at Ole Miss 26 10
 2/28/21 vs. Ole Miss 21 16
 11/11/21 vs. North Alabama 20 10

11/21/21 vs. Winthrop 22 10 10(A)
 1/20/22 vs. Florida 17 10
 1/23/22 vs. Ole Miss 24 10
 1/27/22 at Vanderbilt 25 10
 1/30/22 at LSU 23 12
 2/6/22 vs. Texas A&M 19 10

2/15/22 vs. Mississippi State 16 11
 2/20/22 at Arkansas 29 10
 2/24/22 at Missouri 19 12

Laurie Hudgens (1)

2/23/85 vs. Mississippi State 10 15

Jennifer Humphrey (16)

12/21/02 vs. Miami (Ohio) 15 11
 12/23/02 vs. Morris Brown 20 13
 1/23/03 vs. Ole Miss 15 10
 11/21/04 vs. Florida A&M 12 15
 11/25/04 vs. Oregon State 12 11
 12/5/04 vs. Louisville 14 13
 12/8/05 vs. Georgetown 10 11
 2/16/06 vs. Ole Miss 10 13
 11/29/06 vs. Detroit 12 15
 12/30/06 vs. Memphis 10 12
 1/2/07 vs. Texas/Pan American 11 16
 1/21/07 at Auburn 16 20
 1/25/07 vs. Mississippi State 22 16
 2/18/07 vs. Arkansas 16 16
 2/25/07 at Florida 12 13
 3/1/07 vs. Arkansas 21 19

Alexis Jennings (7)

1/18/15 vs. LSU 13 11
 11/18/15 vs. Morehead State 28 13



ALL-TIME DOUBLE-DOUBLES BY PLAYER

1/3/16 vs. Auburn 10..... 11
 1/7/16 vs. Alabama 12..... 10
 1/10/16 vs. Georgia 12..... 12

2/28/16 vs. Texas A&M 15..... 16
 3/25/16 vs. Washington 12..... 10

Shambrica Jones (2)

11/25/02 vs. Southern Illinois 13..... 11

1/25/04 vs. South Carolina 16..... 10

Karri Koach (1)

1/11/95 at Louisville 20..... 10

Pattresa Leonard (3)

11/28/90 vs. Ohio State 11..... 11

12/7/90 vs. Bradley 12..... 11

2/1/91 vs. Alabama/Birmingham 14..... 11

Liz Lukschu (3)

12/4/80 vs. Cincinnati 12 12

1/11/81 at Rutgers 23..... 11

3/14/81 vs. South Carolina 30..... 11

Samantha Mahoney (1)

2/24/05 vs. South Carolina 19 12

A`dia Mathies (3)

11/26/10 vs. Murray State 26..... 10

12/7/10 vs. Tennessee Tech 17..... 10

11/15/11 vs. Jacksonville State 18..... 10

LaTonya McDole (10)

2/7/99 vs. Georgia 15 10

1/3/02 vs. Mississippi State 10 10

11/19/99 at Austin Peay 16..... 10

12/22/99 at Cincinnati 19..... 10

12/28/99 vs. Tennessee/Martin 22..... 14

2/22/00 vs. Louisville 18..... 14

11/21/00 vs. Miami (Ohio) 15..... 12

12/19/00 at Miami (Fla.) 12..... 11

12/22/00 vs. Cincinnati 13..... 14

2/25/01 at Mississippi State 22..... 13

KeKe McKinney (2)

11/13/19 vs. Stetson 10..... 10

11/29/20 vs. Belmont 10..... 10

Laura Meadows (9)

12/8/97 at Western Kentucky 18..... 10

2/11/98 at Georgia 13..... 11
 1/20/99 at Louisville 10..... 10

2/11/99 at South Carolina 20..... 11

2/24/99 vs. Ole Miss 18..... 11

11/22/99 at Miami (Ohio) 18..... 11

11/26/99 vs. Clemson 16..... 14

1/13/00 at Vanderbilt 21..... 11

3/2/00 vs. Alabama 11..... 16

Debbie Miller (5)

2/15/85 vs. Florida 12 13

11/29/85 vs. Cleveland State 19..... 14

11/28/86 vs. Bowling Green State 18..... 11

3/4/87 vs. Florida 12..... 11

3/5/87 vs. Georgia 14..... 10

Jocelyn Mills (22)

11/25/89 vs. Missouri 14 12

12/30/89 at Dayton 14..... 13

11/24/90 vs. Duquesne 16..... 10

12/15/90 vs. Dayton 16..... 10

1/2/91 at Pepperdine 13..... 10

1/27/91 vs. Alabama 13..... 15

2/3/91 vs. Georgia 16..... 14

2/16/91 at Ole Miss 12..... 10

2/21/91 at Eastern Kentucky 16..... 13

2/23/91 vs. Florida 13..... 11

3/2/91 at LSU 22..... 10

2/23/92 vs. Ole Miss 19..... 11

3/7/92 vs. Alabama 12..... 10

3/8/92 vs. Tennessee 18..... 10

12/1/92 vs. Marshall 13..... 11

12/31/92 vs. Kansas 11..... 11

1/19/93 vs. Western Kentucky 11..... 14

2/10/93 at Cincinnati 28..... 11

2/18/93 vs. Eastern Kentucky 18..... 10

2/23/93 vs. Vanderbilt 16..... 11

3/5/93 vs. Mississippi State 11..... 13

3/6/93 vs. Vanderbilt 25..... 10

Maci Morris (1)

11/12/17 vs. Gardner-Webb 10..... 10

Karen Mosley (14)

11/26/83 vs. Eastern Kentucky 19..... 12
 11/27/83 vs. Valdosta State 32..... 14
 12/6/83 vs. Indiana 15..... 11
 12/10/83 at South Carolina 24..... 11

1/9/84 vs. Middle Tennessee 17..... 13

1/22/84 at Vanderbilt 11..... 13

1/30/84 vs. New Orleans 21..... 11

1/19/85 at Louisville 18..... 11

2/1/85 at New Orleans 22..... 11

2/20/85 vs. Vanderbilt 18..... 12

11/29/85 vs. Cleveland State 20..... 12

1/8/86 vs. Ole Miss 10..... 11

2/2/86 vs. Auburn 33..... 12

2/08/86 vs. Miami (Fla.) 10..... 10

Ruth Mountain (2)

1/13/89 vs. Marshall 11 10

1/18/89 at Louisville 14..... 10

Taylor Murray (6)

1/19/17 at LSU 11..... 13

1/30/17 at Missouri 18..... 13

11/16/17 at Montana 18..... 12

1/25/18 vs. Alabama 20..... 10

2/22/18 at Ole Miss 12..... 10

11/24/18 vs. North Carolina 23..... 10

Leslie Nichols (35)

1/6/83 vs. Middle Tennessee 15..... 10

1/18/83 at Alabama 23..... 14

2/2/83 vs. South Carolina 16..... 10

2/12/83 vs. Vanderbilt 20..... 11

2/20/83 at Georgia 21..... 10

2/22/83 at Florida 17..... 14

11/27/83 vs. Valdosta State 21..... 11 (A)

12/2/83 at Ohio State 30..... 11

12/20/83 vs. Alabama 14..... 10

12/28/83 at Detroit 19..... 11

1/7/84 vs. Georgia 25..... 10

1/17/84 vs. Rutgers 18..... 12

1/20/84 vs. Dayton 26..... 15

1/22/84 at Vanderbilt 10..... 12



ALL-TIME DOUBLE-DOUBLES BY PLAYER

2/3/84	at Florida	27	10
2/20/84	vs. Vanderbilt	20	13
2/22/84	vs. National College	17	11
2/25/84	vs. Louisville	19	16
11/24/84	vs. Morehead State	32	13
11/27/84	vs. Ohio State	24	13
11/29/84	at Miami (Ohio)	26	12
12/1/84	vs. South Carolina	22	11
12/21/84	vs. Illinois	10	10
12/28/84	at North Carolina State	14	10
1/9/85	vs. Dayton	16	10
1/26/85	at Florida	17	11
1/29/85	vs. Georgia	30	13
2/1/85	at New Orleans	23	11
2/3/85	at Ole Miss	20	14
2/13/85	vs. Tennessee	19	13
11/30/85	vs. Middle Tennessee	21	12
12/22/85	vs. Western Michigan	22	12
1/10/85	at Old Dominion	14	10
2/14/86	vs. Louisville	18	13 11§
2/26/86	vs. Detroit	16	12 (A)
Carly Ormerod (2)			
3/19/07	at Ball State	13	11 (A)
2/26/09	vs. Georgia	11	10
Shantia Owens (8)			
11/29/98	vs. UCLA	12	14
2/4/99	vs. Auburn	11	10
12/11/99	at Liberty	14	11
12/22/99	at Cincinnati	12	10
12/28/99	vs. Tennessee/Martin	10	10
12/31/99	vs. Xavier	17	17
1/16/00	vs. Arkansas	19	12
2/22/00	vs. Louisville	18	12
Chasity Patterson (1)			
12/19/20	vs. Wofford	17	10
Bernisha Pinkett (1)			
11/28/12	vs. Miami (Ohio)	21	10
Sara Potts (4)			
12/3/03	vs. Louisville	14	11
12/30/03	vs. Austin Peay	21	11
3/4/03	vs. Vanderbilt	17	11
2/27/05	vs. Arkansas	27	10

Stacy Reed (11)			
3/6/92	vs. Arkansas	16	11
12/1/93	at Detroit	17	12 (A)
1/4/94	at Florida	21	11
1/8/94	at South Carolina	23	11
1/16/94	vs. Mississippi State	29	11
2/16/94	at Marshall	11	11
3/4/94	vs. South Carolina	26	12
12/4/94	at Ohio State	26	10
1/11/95	at Louisville	26	11
1/22/95	vs. Georgia	12	10
2/22/95	vs. Eastern Kentucky	16	11
Alyssa Rice (2)			
11/26/17	vs. Marshall	19	10
12/10/17	Miami (Fla.)	11	12
Chrissy Roberts (1)			
11/27/93	vs. Georgetown	10	11
Shaunda Roberts (4)			
12/16/95	vs. Florida	10	10
12/30/95	vs. North Carolina State	16	11
1/3/96	vs. Mississippi	25	12
1/7/96	vs. LSU	17	12
Eleia Roddy (16)			
11/18/05	vs. IUPUI	11	12
12/22/05	vs. Tennessee State	10	10
1/12/06	at Florida	10	14
2/12/06	at Arkansas	17	11
12/4/08	at Western Kentucky	15	11
12/12/08	vs. East Tennessee State	13	11
12/14/08	at Louisville	13	15
12/19/08	vs. Alabama A&M	17	12
12/21/08	vs. UC Santa Barbara	14	10
12/30/08	vs. IUPUI	15	10
1/1/09	vs. North Carolina A&T	13	10
1/3/09	at Miami (Ohio)	11	10
1/15/09	at Alabama	19	10
2/05/09	vs. South Carolina	11	11
2/12/09	at Auburn	21	10
3/22/09	at Wisconsin	11	10
Malinka Salhi (1)			
11/28/89	at Ohio State	15	11 (A)

Tanesha Seaton (1)			
11/22/99	at Miami (Ohio)	15	10
Pam Shrum (6)			
11/28/87	vs. East Carolina	20	11
12/20/87	vs. Morehead State	23	10
1/28/88	at Vanderbilt	14	13
2/5/88	vs. Alabama/Birmingham	23	13
2/25/88	vs. Middle Tennessee	12	11
12/18/88	at Illinois	14	10
Lora Spencer (1)			
2/10/88	at Dayton	11	10
DeNesha Stallworth (15)			
11/23/12	vs. Morehead St.	10	10
12/7/12	vs. DePaul	17	13
12/28/12	vs. Alcorn St.	10	10
1/3/13	vs. Florida	17	10
1/6/13	vs. Alabama	19	10
1/20/13	vs. Auburn	16	10
1/24/13	vs. South Carolina	12	10
2/18/13	vs. Texas A&M	12	12
3/24/13	vs. Navy	18	11
11/10/13	vs. Wagner	18	13
11/27/13	vs. Bradley	13	10
2/9/14	vs. Florida	14	13
2/13/14	vs. Ole Miss	19	11
2/23/14	vs. Texas A&M	11	11
2/27/14	vs. Mississippi State	16	20
Diane Stephens (2)			
2/20/84	vs. Vanderbilt	10	11
2/06/85	vs. Tennessee Tech	15	10
Valerie Still (66)			
12/1/80	vs. Charleston	26	10
12/4/80	vs. Cincinnati	28	11
12/6/80	at Indiana	39	11
12/10/80	at Murray State	35	12
1/1/81	vs. Morehead State	14	15
1/08/81	at Louisville	14	11
1/11/81	at Rutgers	30	14
1/13/81	at Western Kentucky	15	14
1/16/81	vs. James Madison	20	12
1/17/81	vs. Indiana State	37	19
1/22/81	vs. Chattanooga	24	10
1/24/81	vs. South Carolina	26	12
1/27/81	at Eastern Kentucky	30	19
1/30/81	vs. Mississippi State	33	10



ALL-TIME DOUBLE-DOUBLES BY PLAYER

1/31/81	vs. Auburn	22	12
2/10/81	vs. Northern Kentucky	20	14
3/2/81	vs. Marshall	20	11
3/13/81	vs. Tennessee	10	15
3/18/81	vs. Syracuse	18	11
3/21/81	at Maryland	32	17
11/30/81	vs. Chattanooga	30	21
12/5/81	vs. Seton Hall	34	17
12/10/81	vs. Vanderbilt	18	17
12/12/81	at Ohio State	25	13
12/21/81	vs. UCLA	30	14
12/31/81	vs. Florida	23	15
1/3/82	vs. Georgia	11	16
1/05/82	vs. East Carolina	25	11
1/07/82	vs. Indiana State	33	17
1/15/82	vs. Cincinnati	32	17
1/16/82	vs. Southern Illinois	27	16
1/20/82	at Old Dominion	15	12
1/23/82	vs. Michigan	27	18
1/26/82	at Vanderbilt	28	18
1/28/82	at Tennessee	16	14
1/31/82	vs. Memphis	13	17
2/4/82	at Georgia State	24	16
2/9/82	vs. National College	18	27
2/13/82	at South Carolina	23	15
2/18/82	vs. Tennessee	13	15
2/23/82	vs. Louisville	25	13
2/26/82	vs. Alabama	23	12
2/27/82	vs. LSU	34	14
3/14/82	vs. Illinois	21	13
3/18/82	vs. South Carolina	29	13
3/20/82	at Louisiana Tech	20	10
11/27/82	vs. Cincinnati	17	10
12/5/82	vs. Miami (Ohio)	30	18
12/19/82	vs. Charleston	42	20
12/21/82	vs. Florida	26	11
1/6/83	vs. Middle Tennessee	21	14
1/10/83	vs. Tennessee Tech	29	18
1/14/83	vs. South Florida	22	11
1/15/83	vs. Arkansas	22	17
1/18/83	at Alabama	28	13
1/20/83	at Louisville	33	13
1/23/83	at Vanderbilt	32	14
1/30/83	vs. Georgia	20	10
2/2/83	vs. South Carolina	26	12
2/5/83	vs. Old Dominion	17	13
2/16/83	at Rutgers	38	19
2/18/83	vs. Auburn	21	10
2/20/83	at Georgia	29	10
2/22/83	at Florida	18	13
3/3/83	vs. Auburn	28	16

3/18/83	vs. Indiana	28	13
Stephanie Stoglin (1)			
12/1/00	vs. Purdue	14	10
Janee Thompson (3)			
1/2/15	vs. Alabama	12	10 (A)
11/25/15	vs. Eastern Michigan	16	10 (A)
2/7/16	vs. LSU	16	10 (A)
Katie Vieth (1)			
1/8/97	vs. Vanderbilt	10	10
Samarie Walker (20)			
2/20/12	vs. Vanderbilt	15	12
3/19/12	vs. Green Bay	15	13
3/25/12	vs. Gonzaga	16	12
11/23-12	vs. Morehead St.	15	13
2/7/12	vs. DePaul	18	10
12/21/12	vs. UC Santa Barbara	12	10
12/28/12	vs. Alcorn State	21	14
1/6/13	vs. Alabama	15	13
1/27/13	vs. LSU	10	13
2/3/13	vs. Georgia	12	11
2/10/13	vs. Vanderbilt	10	13
11/17/13	vs. Central Michigan	10	11
11/21/13	vs. Lipscomb	10	14
11/27/13	vs. Bradley	22	14
1/2/14	vs. Alabama	12	13
1/5/14	vs. Florida	10	12
1/12/14	vs. Missouri	10	13
1/19/14	vs. Auburn	13	10
2/9/14	vs. Florida	10	12
3/22/14	vs. Wright State	12	14
Lydia Watkins (1)			
3/21/08	vs. Middle Tennessee	16	16
Jodi Whitaker (5)			
2/8/86	vs. Miami (Fla.)	16	12 (A)
11/28/87	vs. East Carolina	16	14
12/1/87	vs. Eastern Kentucky	16	11
2/23/88	vs. LSU	22	10
2/29/88	vs. Virginia Tech	17	10
Lea Wise (2)			
1/23/82	vs. Michigan	14	10 (A)
2/28/82	vs. Tennessee	11	12

Tatyana Wyatt (1)

12/05/17	vs. Evansville	20	10
----------	----------------	----	----

Note: Games grouped together signify consecutive double-doubles





YEAR-BY-YEAR RESULTS

Year	Final			SEC			SEC Tournament			NCAA/WNIT Tournament			Coach		
	W	L	Pct.	Rank	H	A	N	W	L	Pct.	Finish	W		L	Finish
1974-75	16	9	.640		6-4	5-5	2-3								Feamster
1975-76	13	12	.520		7-3	7-3	5-1								Feamster
1976-77	19	7	.731		13-3	5-4	5-5								Yow
1977-78	23	12	.657		6-7	6-6	1-3					2	1	3rd (WNIT)	Yow
1978-79	13	16	.448		14-1	8-3	2-1								Yow
1979-80	24	5	.828	14	16-0	7-3	2-3								Yow
1980-81	25	6	.806	11	16-0	7-3	2-1								Hall
1981-82	24	8	.750	13	17-2	6-5	1-1								Hall
1982-83	23	5	.821	12	15-1	8-2	0-2	6	2	.750	t2nd SEC/2nd East				Hall
1983-84	15	13	.536		11-6	4-6	0-1	2	6	.250	t7th SEC/t3rd East				Hall
1984-85	16	12	.571		11-5	5-6	0-1	3	5	.375	t7th SEC/4th East				Hall
1985-86	18	11	.621		13-3	5-7	0-1	4	5	.444	t6th				Hall
1986-87	17	11	.607		8-5	7-4	2-2	3	6	.333	7th				Hall
1987-88	14	15	.483		12-4	1-10	1-1	0	9	.000	10th				Fanning
1988-89	12	16	.428		9-4	3-11	0-1	3	6	.333	t7th				Fanning
1989-90	23	8	.742		11-3	8-4	4-1	3	6	.333	8th				Fanning
1990-91	20	9	.690		11-3	7-4	2-2	4	5	.444	t5th				Fanning
1991-92	16	14	.533		9-4	3-8	4-2	5	6	.455	6th				Fanning
1992-93	18	10	.643		10-3	5-4	3-3	5	6	.455	t6th				Fanning
1993-94	17	11	.607		9-4	6-5	2-2	5	6	.455	t7th				Fanning
1994-95	14	14	.500		8-5	5-8	1-1	4	7	.364	9th				Fanning
1995-96	8	19	.296		6-5	0-9	2-5	2	9	.182	t11th				Mattox
1996-97	8	19	.296		4-6	3-10	1-3	2	10	.167	10th				Mattox
1997-98	13	15	.464		7-4	3-10	3-1	5	9	.357	8th				Mattox
1998-99	21	11	.656		7-3	9-5	5-3	7	7	.500	t5th				Mattox
1999-00	15	14	.517		7-5	7-6	1-3	5	9	.357	t8th				Mattox
2000-01	6	21	.222		5-7	1-10	0-4	2	12	.143	12th				Mattox
2001-02	9	20	.450		3-8	2-11	4-1	1	13	.071	12th				Mattox
2002-03	11	16	.407		8-5	1-10	2-1	4	10	.286	9th				Mattox
2003-04	11	17	.393		7-7	3-9	1-1	3	11	.214	11th				DeMoss
2004-05	18	16	.529		15-4	2-9	1-3	4	10	.286	t9th				DeMoss
2005-06	22	9	.710		11-4	7-3	4-2	9	5	.643	4th				DeMoss
2006-07	20	14	.588		10-5	6-7	4-2	6	8	.429	t7th				DeMoss
2007-08	17	16	.515		10-8	5-5	2-3	8	6	.571	t4th				Mitchell
2008-09	16	16	.500		11-6	4-9	1-1	5	9	.357	t9th				Mitchell
2009-10	28	8	.778	19/t9	17-0	6-6	5-2	11	5	.688	3rd				Mitchell
2010-11	25	9	.735	17/22	13-2	8-5	4-2	11	5	.688	2nd				Mitchell
2011-12	28	7	.800	12/8	18-0	6-5	4-2	13	3	.812	1st				Mitchell
2012-13	30	6	.833	7/7	16-1	9-3	5-2	13	3	.812	2nd				Mitchell
2013-14	26	9	.743	10/11	14-4	9-3	3-2	10	6	.625	4th				Mitchell
2014-15	24	10	.750	11/16	14-3	6-5	4-2	10	6	.625	t4th				Mitchell
2015-16	25	8	.806	12/13	16-2	7-4	2-2	10	6	.625	t4th				Mitchell
2016-17	22	11	.666	18/25	16-4	5-6	1-1	11	5	.687	t3rd				Mitchell
2017-18	15	17	.469		9-7	5-9	1-1	6	10	.375	9th				Mitchell
2018-19	25	8	.781	18/21	15-3	6-4	4-1	11	5	.687	4th				Mitchell
2019-20	22	8	.733	16/18	14-3	7-4	1-1	10	6	.625	3rd				Mitchell
2020-21	18	9	.667	18/21	11-2	5-5	2-2	9	6	.600	5th				Elzy
2021-22	19	12	.612	15/rv	11-5	4-6	4-1	8	8	.500	7th				Elzy
Totals	882	569	.608		500-181	242-281	106-89	243	277	.467		41	42	35	22

Rankings – AP/Coaches Poll





ALL-TIME RESULTS

KYRA ELZY

Overall Record at UK: 18-9 (2020-present)

2021-22

Coach: Kyra Elzy

Record: 19-12 (8-8 SEC)

Nov. 9	Presbyterian	81-53	Won	(H)
Nov. 11	North Alabama	98-56	Won	(H)
Nov. 14	Indiana	88-67	Loss	(A)
Nov. 21	Winthrop	92-47	Won	(H)
Nov. 27	La Salle	74-52	Won	(H)
Dec. 1	West Virginia*	83-60	Won	(H)
Dec. 5	Merrimack College	90-56	Won	(H)
Dec. 9	DePaul !	94-85	Loss	(H)
Dec. 12	Louisville	64-58	Loss	(A)
Dec. 17	Morgan State	PPD		
Dec. 19	USC Upstate	67-44	Won	(H)
Jan. 6	Georgia	84-76	Won	(H)
Jan. 9	South Carolina	74-54	Loss	(A)
Jan. 16	Tennessee	84-58	Loss	(A)
Jan. 20	Florida	77-52	Loss	(H)
Jan. 23	Ole Miss !	63-54	Loss	(H)
Jan. 25	Auburn	67-55	Won	(A)
Jan. 27	Vanderbilt	65-57	Loss	(A)
Jan. 30	LSU	78-69	Loss	(A)
Feb. 6	Texas A&M	73-64(OT)	Loss	(H)
Feb. 10	South Carolina	59-50	Loss	(H)
Feb. 13	Alabama	67-63	Won	(A)
Feb. 15	Mississippi State	81-74	Won	(H)
Feb. 17	Vanderbilt	69-65	Won	(H)
Feb. 20	Arkansas	78-55	Won	(A)
Feb. 24	Missouri	78-63	Won	(A)
Feb. 27	Auburn	90-62	Won	(H)
March 3	Mississippi State**	83-67	Won	(N)
March 4	LSU **	78-63	Won	(N)
March 5	Tennessee **	83-74	Won	(N)
March 6	South Carolina **	64-62	Won	(N)
March 19	Princeton ***	62-69	Loss	(N)

! = Game played in Rupp Arena - Lexington, Ky.

* - SEC/Big 12 Challenge

** - SEC Tournament - Nashville, Tenn. (Bridgestone Arena)

*** - NCAA Tournament - Bloomington, Ind. (Assembly Hall)

Overall Record at UK: 18-9 (2020-present)

2020-21

Coach: Kyra Elzy

Record: 18-9 (9-6 SEC)

Nov. 25	Murray State	86-60	Won	(H)
Nov. 29	Belmont	70-50	Won	(H)
Dec. 3	Kansas State	60-49	Won	(A)
Dec. 6	Indiana	72-68	Won	(H)
Dec. 9	Marshall	79-45	Won	(H)
Dec. 13	Samford	88-54	Won	(H)
Dec. 16	DePaul	82-86	Loss	(A)
Dec. 19	Wofford	98-37	Won	(H)
Dec. 31	Arkansas	75-64	Won	(H)
Jan. 3	Mississippi State	92-86	Won	(A)
Jan. 7	Texas A&M	60-77	Loss	(A)
Jan. 10	South Carolina	70-75	Loss	(H)
Jan. 17	Vanderbilt	80-73	Won	(H)
Jan. 21	Auburn	76-71	Won	(A)
Jan. 24	Tennessee	53-70	Loss	(A)
Jan. 28	Alabama !	81-68	Won	(H)
Jan. 31	Missouri	61-55	Won	(H)
Feb. 4	Ole Miss	60-72	Loss	(A)
Feb. 11	Tennessee !	71-56	Won	(H)
Feb. 15	Florida	88-80	Won	(A)

Feb. 19	LSU	-	Cancelled	(H)
Feb. 21	South Carolina	55-76	Loss	(A)
Feb. 25	Georgia	62-58	Won	(A)
Feb. 28	Ole Miss	69-73	Loss	(H)
Mar. 4	Florida *	73-64	Won	(N)
Mar. 5	Georgia *	66-78	Loss	(N)
Mar. 21	Idaho State ***	71-63	Won	(N)
March 23	Iowa	72-86	Loss	(N)

! = Game played in Rupp Arena - Lexington, Ky.
* - SEC Tournament - Greenville, S.C. (Bon Secours Wellness Arena)
*** - NCAA Tournament - Raleigh, N.C. (Reynolds Coliseum)

MATTHEW MITCHELL

Overall Record at UK: 303-133 (2007-2020)

2019-20

Coach: Matthew Mitchell

Record: 22-8 (10-6 SEC)

Nov. 5	Mount. St. Mary's	67-44	Won	(H)
Nov. 10	Middle Tennessee	67-52	Won	(A)
Nov. 13	Stetson	67-48	Won	(H)
Nov. 16	Virginia	50-47	Won	(A)
Nov. 21	Morehead State	79-54	Won	(H)
Nov. 26	Grambling State	81-35	Won	(H)
Dec. 1	Austin Peay	81-52	Won	(H)
Dec. 4	Charlotte	86-39	Won	(H)
Dec. 8	Samford	79-49	Won	(H)
Dec. 11	Winthrop !	91-36	Won	(H)
Dec. 15	Louisville !	67-66	Loss	(H)
Dec. 21	California	63-61	Won	(A)
Jan. 2	South Carolina	72-99	Loss	(A)
Jan. 5	Tennessee	80-76	Won	(H)
Jan. 9	Alabama	81-71	Won	(A)
Jan. 12	Florida	65-45	Won	(A)
Jan. 16	Texas A&M	76-54	Won	(H)
Jan. 19	LSU	65-59	Loss	(A)
Jan. 27	Auburn	68-61	Won	(H)
Jan. 30	Missouri	62-47	Won	(A)
Feb. 2	Florida	70-62	Loss	(H)
Feb. 6	Alabama	66-62	Won	(H)
Feb. 9	Arkansas	85-103	Loss	(A)
Feb. 16	Mississippi State	73-62	Won	(H)
Feb. 20	Ole Miss	94-52	Won	(A)
Feb. 23	South Carolina	67-58	Loss	(H)
Feb. 27	Georgia	88-77	Won	(H)
March 1	Vanderbilt	64-70	Loss	(A)
March 6	Tennessee *	86-65	Won	(N)
March 7	Mississippi State *	59-77	Loss	(N)

! = Game played in Rupp Arena - Lexington, Ky.

* - SEC Tournament - Greenville, S.C. (Bon Secours Wellness Arena)

2018-19

Coach: Matthew Mitchell

Record: 25-8 (11-5 SEC)

Nov. 7	Alabama State	87-35	Won	(H)
Nov. 11	Southern	91-41	Won	(H)
Nov. 15	Virginia !	63-51	Won	(H)
Nov. 18	High Point	71-49	Won	(H)
Nov. 22	South Florida *	85-63	Won	(N)
Nov. 23	UCLA *	75-74 (ot)	Won	(N)
Nov. 24	North Carolina *	85-75	Won	(N)
Nov. 28	Morehead State	87-57	Won	(H)
Dec. 6	Rhode Island	75-52	Won	(H)
Dec. 9	Louisville	75-80	Loss	(A)
Dec. 15	Middle Tennessee	72-55	Won	(H)
Dec. 18	Western Carolina	99-39	Won	(H)

Dec. 21	Murray State	88-49	Won	(H)
Dec. 29	Sacred Heart	71-43	Won	(H)
Jan. 3	Vanderbilt	77-55	Won	(H)
Jan. 6	Mississippi State	86-71	Loss	(A)
Jan. 10	Tennessee	73-71	Won	(A)
Jan. 13	Ole Miss	55-49	Loss	(H)
Jan. 17	LSU	64-60	Won	(A)
Jan. 24	Missouri	52-41	Won	(H)
Jan. 27	Texas A&M	73-71	Loss	(A)
Jan. 31	South Carolina	74-70	Loss	(H)
Feb. 3	Florida !	62-51	Won	(H)
Feb. 7	Auburn	78-68	Won	(A)
Feb. 11	Alabama	68-53	Won	(A)
Feb. 17	Arkansas	61-59	Won	(H)
Feb. 21	South Carolina	65-57	Won	(A)
Feb. 24	LSU	57-52	Won	(H)
Feb. 28	Texas A&M	62-55	Loss	(H)
Mar. 3	Georgia	58-53	Won	(A)
Mar. 8	Missouri **	70-68 (ot)	Loss	(N)
Mar. 23	Princeton ***	82-77	Won	(N)
Mar. 25	NC State ***	57-72	Loss	(A)

! = Game played in Rupp Arena - Lexington, Ky.

* - Paradise Jam (St. Thomas Virgin Islands)

** - SEC Tournament - Greenville, S.C. (Bon Secours Wellness Arena)

*** - NCAA Tournament - Raleigh, N.C. (Reynolds Coliseum)

Italy

August 2018 • 2-1

W, 73-41 vs. Bosnia-Herzegovina National Team

L, 46-64 vs. TK Hannover

W, 81-64 vs. Marghera Select

2017-18

Coach: Matthew Mitchell

Record: 15-17 (6-10 SEC)

Nov. 5	Southern Indiana	87-56	Won	(H)
Nov. 10	Sacramento State	101-70	Won	(H)
Nov. 12	Gardner-Webb	72-34	Won	(H)
Nov. 16	Montana	71-54	Won	(A)
Nov. 19	Washington State	73-68	Won	(A)
Nov. 22	Morehead State	86-53	Won	(H)
Nov. 26	Marshall	69-39	Won	(H)
Nov. 30	#9 Baylor	63-90	Loss	(A)
Dec. 3	Tennessee Tech	82-54	Won	(H)
Dec. 5	Evansville	100-62	Won	(H)
Dec. 8	Florida Gulf Coast	64-70	Loss	(A)
Dec. 10	Miami (Fla.)	54-65	Loss	(A)
Dec. 17	#3 Louisville	63-87	Loss	(H)
Dec. 21	#24 California	52-62	Loss	(H)
Dec. 28	Middle Tennessee	57-62	Loss	(A)
Dec. 31	#7 Tennessee !	49-63	Loss	(H)
Jan. 4	#19 Texas A&M	70-74	Loss	(A)
Jan. 7	Georgia	42-56	Loss	(H)
Jan. 11	Florida	56-53	Won	(A)
Jan. 15	Vanderbilt	55-70	Loss	(A)
Jan. 21	#10 South Carolina !	64-81	Loss	(H)
Jan. 25	Alabama	79-54	Won	(H)
Jan. 29	Arkansas	76-65	Won	(A)
Feb. 1	Auburn	65-48	Won	(H)
Feb. 4	LSU !	70-72	Loss	(H)
Feb. 8	#15 Missouri	78-83	Loss	(A)
Feb. 11	#2 Mississippi State	55-74	Loss	(A)
Feb. 15	Arkansas	78-57	Won	(H)
Feb. 18	#8 South Carolina	63-81	Loss	(A)
Feb. 22	Ole Miss	79-71	Win	(A)
Feb. 25	#2 Mississippi State	63-85	Loss	(H)





ALL-TIME RESULTS

Mar. 1	Alabama*	71-64	Won	(N)
Mar. 2	#2 Mississippi State*	58-81	Loss	(N)

! = Game played in Rupp Arena - Lexington, Ky.
* - SEC Tournament - Nashville, Tenn. (Bridgestone Arena)

2016-17

Coach: Matthew Mitchell

Record: 22-11 (11-5 SEC)

Nov. 11	#14 Miami (Fla.) *	82-66	Won	(H)
Nov. 12	Albany *	70-46	Won	(H)
Nov. 17	New Hampshire	92-43	Won	(H)
Nov. 19	Colorado	79-69	Loss	(A)
Nov. 23	Morehead State	74-47	Won	(H)
Nov. 27	Samford	80-57	Won	(H)
Dec. 1	#12 Oklahoma	82-68	Won	(H)
Dec. 4	#7 Louisville	69-67 (OT)	Loss	(A)
Dec. 9	Middle Tennessee	61-48	Won	(H)
Dec. 11	#23 Arizona St. !	73-71 (OT)	Loss	(H)
Dec. 18	Radford	59-36	Won	(H)
Dec. 21	Washington St.	69-67	Won	(H)
Dec. 29	#15 Duke	69-54	Loss	(A)
Jan. 1	Tennessee	72-65	Loss	(A)
Jan. 5	Missouri	64-62	Won	(H)
Jan. 8	Texas A&M	77-68	Loss	(H)
Jan. 12	Alabama	71-54	Won	(A)
Jan. 15	Georgia	82-61	Won	(H)
Jan. 19	LSU	55-42	Won	(A)
Jan. 22	Auburn	64-60	Won	(A)
Jan. 26	Ole Miss	89-57	Won	(H)
Jan. 30	Missouri	73-67	Loss	(A)
Feb. 2	#4 South Carolina	75-63	Loss	(H)
Feb. 5	Vanderbilt	71-63	Won	(H)
Feb. 9	Georgia	66-56	Won	(A)
Feb. 16	Arkansas	69-62	Won	(A)
Feb. 19	Florida	67-48	Won	(H)
Feb. 23	#3 Miss. State	78-75 (OT)	Won	(H)
Feb. 26	#7 South Carolina	95-87	Loss	(A)
Mar. 3	Alabama **	65-55	Won	(N)
Mar. 4	#5 South Carolina **	89-77	Loss	(N)
Mar. 17	Belmont ***	73-70	Won	(H)
Mar. 19	#11 Ohio State ***	82-68	Loss	(H)

! - Game played in Rupp Arena - Lexington, Ky.

* - Kentucky Classic - Lexington, Ky. (Memorial Coliseum)

** - SEC Tournament - Greenville, S.C. (Bon Secours Wellness Arena)

*** - NCAA First & Second Rounds - Lexington, Ky. (Memorial Coliseum)

2015-16

Coach: Matthew Mitchell

Record: 25-8 (10-6 SEC)

Nov. 13	Rice	72-39	Won	(H)
Nov. 15	#15/15 Arizona State	68-64 (OT)	Won	(A)
Nov. 18	Morehead State	112-57	Won	(H)
Nov. 22	Colorado	86-61	Won	(H)
Nov. 25	Eastern Michigan	89-67	Won	(H)
Nov. 29	Jackson State	92-24	Won	(H)
Dec. 2	Northern Kentucky	84-65	Won	(A)
Dec. 10	Louisville !	72-54	Won	(H)
Dec. 13	Middle Tennessee	68-52	Won	(A)
Dec. 20	#13/11 Duke !	71-61	Won	(H)
Dec. 28	Tennessee State	81-39	Won	(H)
Jan. 3	Auburn	61-66	Loss	(A)
Jan. 7	Alabama	73-48	Won	(H)
Jan. 10	Georgia	64-53	Won	(A)
Jan. 14	#2/2 South Carolina	62-73	Loss	(H)

Jan. 17	Auburn	54-47	Won	(H)
Jan. 21	Ole Miss	65-73	Loss	(A)
Jan. 25	#18/21 Tennessee	64-63	Won	(H)
Jan. 28	Vanderbilt	69-71	Loss	(H)
Jan. 31	Florida	79-85	Loss	(A)
Feb. 4	#2/2 South Carolina	68-78	Loss	(A)
Feb. 7	LSU	70-58	Won	(H)
Feb. 14	Vanderbilt	71-55	Won	(A)
Feb. 18	#14/13 Mississippi St.	83-60	Won	(A)
Feb. 21	Arkansas	77-63	Won	(H)
Feb. 25	#24/24 Missouri	69-59	Won	(H)
Feb. 28	#13/13 Texas A&M	71-58	Won	(A)
March 3	LSU*	79-71	Won	(N)
March 4	#25/24 Florida*	92-69	Won	(N)
March 5	#2/3 South Carolina*	63-93	Loss	(N)
March 19	UNC Asheville**	85-31	Won	(H)
March 20	Oklahoma**	79-58	Won	(H)
March 25	Washington***!	72-85	Loss	(N)

! = Game played in Rupp Arena - Lexington, Ky.

* - SEC Tournament - Little Rock, Ark. (Verizon Arena)

** - NCAA Tournament, First & Second Rounds, Lexington, Ky. (Memorial Coliseum)

*** - NCAA Tournament, Lexington Regional (Rupp Arena)

2014-15

Coach: Matthew Mitchell

Record: 24-10 (10-6 SEC)

Nov. 14	Appalachian State	111-74	Won	(H)
Nov. 17	#8/9 Baylor !	74-64	Won	(H)
Nov. 19	Morehead State	91-62	Won	(H)
Nov. 22	Central Michigan	71-68	Won	(A)
Nov. 27	Illinois *	71-77	Loss	(N)
Nov. 28	Oklahoma *	92-88 (OT)	Won	(N)
Nov. 29	South Florida *	61-57	Won	(N)
Dec. 3	Northern Kentucky	82-64	Won	(H)
Dec. 7	#7/7 Louisville	77-68	Won	(A)
Dec. 12	Middle Tennessee	78-62	Won	(H)
Dec. 14	Belmont	71-55	Won	(H)
Dec. 21	#13/13 Duke	68-89	Loss	(A)
Dec. 28	Tennessee State	87-75	Won	(H)
Jan. 2	Alabama	78-66	Won	(A)
Jan. 4	Ole Miss	64-58	Won	(H)
Jan. 8	Auburn	78-57	Won	(H)
Jan. 11	#1/1 South Carolina	60-68	Loss	(A)
Jan. 15	Florida	62-56	Won	(H)
Jan. 18	LSU	79-84	Loss	(A)
Jan. 25	Missouri	83-69	Won	(A)
Jan. 29	#6/6 Tennessee	72-73	Loss	(H)
Feb. 1	#21/20 Georgia	80-72	Won	(H)
Feb. 8	Vanderbilt	82-68	Won	(A)
Feb. 12	#13/15 Miss. State	92-90 (2OT)	Won	(H)
Feb. 15	#6/6 Tennessee	58-72	Loss	(A)
Feb. 19	#15/15 Texas A&M	69-81	Loss	(H)
Feb. 23	Ole Miss	59-67	Loss	(A)
Feb. 26	Arkansas	56-51	Won	(A)
March 1	#2/2 South Carolina	67-56	Won	(H)
March 5	Vanderbilt **	67-61	Won	(N)
March 6	#11/13 Miss. State*	*76-67	Won	(N)
March 7	#5/5 Tennessee **	64-75	Loss	(N)
March 20	Tennessee State ***	97-52	Won	(H)
March 22	Dayton ***	94-99	Loss	(H)

! = Game played in Rupp Arena - Lexington, Ky.

* - Paradise Jam - St. Thomas, Virgin Islands (UVI Sports and Fitness Center)

** - SEC Tournament - Little Rock, Ark. (Verizon Arena)

*** - NCAA Tournament, First & Second Rounds, Lex-

ington, Ky. (Memorial Coliseum)

2013-14

Coach: Matthew Mitchell

Record: 26-9 (10-6 SEC)

Nov. 8	Marist	75-61	Won	(A)
Nov. 10	Wagner	96-57	Won	(A)
Nov. 13	Georgia Southern	103-38	Won	(H)
Nov. 17	Central Michigan	96-74	Won	(H)
Nov. 21	Lipscomb	116-49	Won	(H)
Nov. 24	Middle Tennessee	84-72	Won	(A)
Nov. 27	Bradley	117-77	Won	(H)
Dec. 1	#3/4 Louisville	69-64	Won	(H)
Dec. 6	#9/9 Baylor %	133-130 (4OT)	Won	(N)
Dec. 12	DePaul	96-85	Won	(A)
Dec. 15	East Tennessee State	73-56	Won	(H)
Dec. 22	#2/2 Duke !	61-69	Loss	(H)
Dec. 29	Grambling State	109-46	Won	(H)
Jan. 2	Alabama	85-63	Won	(A)
Jan. 5	Florida	73-83	Loss	(H)
Jan. 9	#10/11 South Carolina	59-68	Loss	(A)
Jan. 12	Missouri	80-69	Won	(H)
Jan. 19	Auburn	73-71	Won	(A)
Jan. 23	Alabama	55-57	Loss	(H)
Jan. 26	Arkansas	68-58	Won	(H)
Jan. 30	Georgia	56-58	Loss	(A)
Feb. 2	#14/14 LSU	63-56	Won	(H)
Feb. 9	Florida	80-86	Loss	(A)
Feb. 13	Ole Miss	108-78	Won	(H)
Feb. 16	#8/8 Tennessee	75-71	Won	(A)
Feb. 20	#4/6 South Carolina	58-81	Loss	(H)
Feb. 23	#16/13 Texas A&M	83-74	Won	(A)
Feb. 27	Mississippi State	81-74 (OT)	Won	(A)
March 2	Vanderbilt	65-63	Won	(H)
March 7	Florida *	75-70	Won	(N)
March 8	#5/7 South Carolina *	68-58	Won	(N)
March 9	#6/6 Tennessee *	70-71	Loss	(N)
March 22	Wright State **	106-60	Won	(H)
March 24	Syracuse **	64-59	Won	(H)
March 29	#5/6 Baylor ***	72-90	Loss	(N)

% - Game Played in AT&T Stadium (Arlington, Texas)

! - Game played in Rupp Arena

* - SEC Tournament, Duluth, Ga.

(The Arena at Gwinnett Center)

** - NCAA 1st & 2nd Rounds, Lexington, Ky.

(Memorial Coliseum)

*** - NCAA Regional, South Bend, Ind.

(Purcell Pavilion)

2012-13

Coach: Matthew Mitchell

Record: 30-6 (13-3 SEC)

Nov. 10	Delaware State	96-50	Won	(H)
Nov. 13	Baylor #1/1	51-85	Loss	(A)
Nov. 17	High Pt.	80-46	Won	(H)
Nov. 23	Morehead State	73-37	Won	(H)
Nov. 25	USC Upstate	100-34	Won	(H)
Nov. 28	Miami (Ohio)	92-53	Won	(H)
Dec. 2	#7/6 Louisville	48-47	Won	(A)
Dec. 7	DePaul !	96-64	Won	(H)
Dec. 9	Middle Tennessee	68-46	Won	(H)
Dec. 18	Pepperdine	80-62	Won	(A)
Dec. 21	UC Santa Barbara	66-38	Won	(A)
Dec. 28	Alcorn State	90-23	Won	(H)
Dec. 30	Marist	78-56	Won	(H)
Jan. 3	Florida	76-69	Won	(H)
Jan. 6	Alabama	87-70	Won	(A)
Jan. 10	#20/21 Texas A&M	65-62	Won	(H)





ALL-TIME RESULTS

Jan. 13	Missouri	69-43	Won	(A)
Jan. 17	Mississippi State	100-47	Won	(H)
Jan. 20	Auburn	97-53	Won	(H)
Jan. 24	#18/14 South Carolina	50-55	Lost	(A)
Jan. 27	LSU	73-60	Won	(H)
Feb. 3	#13/14 Georgia	71-75	Lost	(H)
Feb. 7	Arkansas	80-74 (OT)	Won	(A)
Feb. 10	Vanderbilt	75-53	Won	(A)
Feb. 14	#16/14 South Carolina	78-74	Won	(H)
Feb. 18	#10/13 Texas A&M	70-66	Won	(A)
Feb. 24	LSU	72-77	Lost	(A)
Feb. 28	Ole Miss	90-65	Won	(A)
March 3	#8/8 Tennessee	78-65	Won	(H)
March 8	Vanderbilt *	76-65	Won	(N)
March 9	#12/12 Georgia *	60-38	Won	(N)
March 10	#19/19 Texas A&M *	67-75	Lost	(N)
March 24	Navy **	61-41	Won	(N)
March 26	#18/15 Dayton **	84-70	Won	(N)
March 30	#15/16 Delaware ***	69-62	Won	(N)
April 1	#3/3 Connecticut ***	53-83	Lost	(N)

! - Game played in Rupp Arena

* - SEC Tournament, Duluth, Ga.
(The Arena at Gwinnett Center)

** - NCAA 1st & 2nd Rounds, Queens, N.Y.
(Carnesecca Arena)

*** - NCAA Regional, Bridgeport, Conn. (Webster Bank Arena)

2011-12

SEC Regular Season Champions

Coach: Matthew Mitchell

Record: 28-7 (13-3 SEC)

Nov. 11	Morehead State	96-60	Won	(A)
Nov. 15	Jacksonville State	100-25	Won	(H)
Nov. 17	Northeastern	81-47	Won	(H)
Nov. 19	Southern Miss	88-71	Won	(H)
Nov. 23	Nebraska Omaha	81-48	Won	(H)
Nov. 25	Sam Houston State	73-52	Won	(H)
Nov. 27	Mississippi Valley State	90-51	Won	(H)
Dec. 4	#10/11 Louisville	74-54	Won	(H)
Dec. 8	#6/5 Duke !	72-65	Won	(H)
Dec. 11	Arkansas-Pine Bluff	101-43	Won	(H)
Dec. 18	#3/3 Notre Dame	83-92	Lost	(A)
Dec. 21	Samford	90-61	Won	(H)
Dec. 28	Middle Tennessee	58-70	Lost	(A)
Jan. 1	Florida	59-56	Won	(A)
Jan. 5	Arkansas	84-72	Won	(H)
Jan. 8	Mississippi State	88-40	Won	(H)
Jan. 12	#6/7 Tennessee	61-60	Won	(H)
Jan. 15	#24/rv South Carolina	66-58	Won	(A)
Jan. 19	#15/14 Georgia	69-64	Won	(A)
Jan. 22	Florida	57-52	Won	(H)
Jan. 26	Auburn	66-48	Won	(A)
Jan. 29	Alabama	82-68	Won	(H)
Feb. 2	Ole Miss	82-41	Won	(H)
Feb. 5	LSU	51-61	Lost	(A)
Feb. 13	#13/11 Tennessee	54-91	Lost	(A)
Feb. 16	Alabama	75-77	Lost	(A)
Feb. 20	RV/#24 Vanderbilt	70-61	Won	(H)
Feb. 23	South Carolina	53-50	Won	(H)
Feb. 26	Mississippi State	76-40	Won	(A)
March 2	Florida *	71-67	Won	(N)
March 3	LSU *	61-72	Lost	(N)
March 17	McNeese State **	68-62	Won	(N)
March 19	#10/10 Green Bay **	65-62	Won	(N)
March 25	RV/#24 Gonzaga ***	79-62	Won	(N)
March 27	#3/3 Connecticut ***	65-80	Lost	(N)

! - Game played in Rupp Arena

* - SEC Tournament, Nashville, Tenn. (Bridgestone Arena)
** - NCAA 1st & 2nd Rounds, Ames, Iowa (Hilton Coliseum)
*** - NCAA Regional, Kingston, R.I. (Ryan Center)

2010-11

Coach: Matthew Mitchell

Record: 25-9 (11-5 SEC)

Nov. 12	Morehead State	82-48	Won	(H)
Nov. 14	Miami (Ohio)	84-71	Won	(A)
Nov. 21	#12/12 Notre Dame	81-76	Won	(H)
Nov. 26	Murray State *	91-59	Won	(N)
Nov. 27	Southern Miss *	79-60	Won	(A)
Dec. 5	Louisville	52-78	Lost	(A)
Dec. 7	Tennessee Tech	77-53	Won	(H)
Dec. 11	UT-Chattanooga	79-64	Won	(A)
Dec. 18	Alabama A&M	84-58	Won	(H)
Dec. 21	Arkansas Pine Bluff	107-35	Won	(H)
Dec. 29	Middle Tennessee	81-72	Won	(H)
Dec. 30	UT-Martin	68-47	Won	(H)
Jan. 4	#3/3 Duke	48-54	Lost	(A)
Jan. 6	#25/RV Arkansas	67-78	Lost	(A)
Jan. 9	Georgia	59-61	Lost	(H)
Jan. 13	South Carolina	66-48	Won	(H)
Jan. 16	Mississippi State	72-60	Won	(H)
Jan. 20	Florida	59-58	Won	(A)
Jan. 23	Vanderbilt	78-68	Won	(H)
Jan. 27	Ole Miss	74-68	Won	(A)
Jan. 30	Alabama	82-69	Won	(A)
Feb. 3	Auburn	69-38	Won	(H)
Feb. 7	#4/4 Tennessee	67-73	Lost	(H)
Feb. 10	South Carolina	61-66	Lost	(A)
Feb. 13	LSU	49-47	Won	(H)
Feb. 17	Georgia	51-69	Lost	(A)
Feb. 20	Vanderbilt	80-71	Won	(A)
Feb. 24	Arkansas	55-54	Won	(H)
Feb. 27	Auburn	76-62	Won	(A)
March 4	LSU **	60-58	Won	(N)
March 5	Vanderbilt **	69-56	Won	(N)
March 6	#4/4 Tennessee **	65-90	Lost	(N)
March 19	Hampton ***	66-62 (OT)	Won	(N)
March 21	#14/14 UNC ***	74-86	Lost	(N)

* Lady Eagle Thanksgiving Classic (Hattiesburg, Miss.)
(Reed Green Coliseum)

** SEC Tournament, Nashville, Tenn. (Bridgestone Arena)

*** NCAA 1st & 2nd Rounds, Albuquerque, N.M.
(The Pit/University Arena)

2009-10

Coach: Matthew Mitchell

Record: 28-8 (11-5 SEC)

Nov. 13	Boston	92-58	Won	(H)
Nov. 15	Butler	87-66	Won	(H)
Nov. 17	Morehead State	72-55	Won	(A)
Nov. 22	Chattanooga	65-55	Won	(H)
Nov. 25	UC-Santa Barbara	68-54	Won	(A)
Nov. 28	McNeese State	85-50	Won	(H)
Dec. 01	Miami (Ohio)	107-53	Won	(H)
Dec. 04	Cincinnati	68-57	Won	(A)
Dec. 13	Florida A&M	91-39	Won	(H)
Dec. 20	Louisville	101-67	Won	(H)
Dec. 22	UT-Martin	87-47	Won	(H)
Dec. 28	Middle Tennessee	51-57	Lost	(A)
Jan. 1	Mississippi Valley State	93-48	Won	(H)
Jan. 7	#8/8 Georgia	60-61 (OT)	Lost	(A)
Jan. 10	#17/16 Vanderbilt	63-53	Won	(H)

Jan. 14	South Carolina	71-79	Lost	(A)
Jan. 17	Alabama	88-63	Won	(H)
Jan. 21	Arkansas	69-52	Won	(H)
Jan. 24	Auburn	68-50	Won	(H)
Jan. 28	#18/19 LSU	71-62	Won	(A)
Jan. 31	Mississippi State	69-59	Won	(A)
Feb. 4	Ole Miss	80-66	Won	(H)
Feb. 7	Arkansas	71-57	Won	(A)
Feb. 11	#19/18 Georgia	64-48	Won	(H)
Feb. 14	#RV/No. 22 Vanderbilt	55-68	Lost	(A)
Feb. 18	Florida	77-51	Won	(H)
Feb. 21	South Carolina	71-50	Won	(H)
Feb. 25	#4/4 Tennessee	65-81	Lost	(A)
Feb. 28	Auburn	53-65	Lost	(A)
March 5	Auburn *	65-54	Won	(N)
March 6	Mississippi State *	76-65	Won	(N)
March 7	#4/4 Tennessee *	62-70	Lost	(N)
March 20	Liberty **	83-77	Won	(N)
March 22	#24/25 Michigan St. **	70-52	Won	(N)
March 28	#4/4 Nebraska ***	76-67	Won	(N)
March 30	#12/12 Oklahoma ***	68-88	Lost	(N)

* SEC Tournament, Duluth, Ga.

(The Arena at Gwinnett Center)

** NCAA 1st & 2nd Rounds, Louisville, Ky.
(Freedom Hall)

*** NCAA Regionals, Kansas City, Mo. (Sprint Center)

2008-09

Coach: Matthew Mitchell

Record: 16-16 (5-9 SEC)

Nov. 15	Michigan	60-70	Lost	(H)
Nov. 17	Cincinnati	58-55	Won	(H)
Nov. 23	George Washington	67-48	Won	(H)
Nov. 28	Yale*	87-82	Won	(N)
Nov. 29	Long Island *	46-43	Won	(A)
Dec. 2	#23/25 Xavier	44-67	Lost	(A)
Dec. 4	Western Kentucky	57-66	Lost	(A)
Dec. 6	Furman	74-35	Won	(H)
Dec. 12	East Tennessee State	50-59	Lost	(H)
Dec. 14	#12/13 Louisville	59-75	Lost	(A)
Dec. 19	Alabama A&M	65-45	Won	(H)
Dec. 21	UC-Santa Barbara	69-58	Won	(H)
Dec. 30	IUPUI	82-60	Won	(H)
Jan. 1	North Carolina A&T	72-63	Won	(H)
Jan. 3	Miami (Ohio)	80-55	Won	(A)
Jan. 8	Tennessee	64-69	Lost	(A)
Jan. 11	Arkansas	72-63	Won	(H)
Jan. 15	Alabama	67-57	Won	(A)
Jan. 18	Mississippi State	45-52	Lost	(H)
Jan. 25	LSU	56-59	Lost	(H)
Jan. 29	#12/16 Florida	74-59	Lost	(A)
Feb. 1	Ole Miss	60-69	Lost	(A)
Feb. 5	South Carolina	61-47	Won	(H)
Feb. 8	#20/22 Vanderbilt	62-72	Lost	(H)
Feb. 12	#5/4 Auburn	69-81	Lost	(A)
Feb. 19	#13/19 Tennessee	66-56	Won	(H)
Feb. 22	LSU	56-57	Lost	(A)
Feb. 26	Georgia	57-61	Lost	(H)
March 1	South Carolina	70-53	Won	(A)
March 5	Georgia **	64-82	Lost	(N)
March 19	Chattanooga ***	81-76 (OT)	Won	(H)
March 22	Wisconsin ***	45-49	Lost	(A)

* Courtyard LaGuardia Turkey Classic (Brooklyn, N.Y.)

- Wellness, Recreation and Athletic Center

** SEC Tournament (North Little Rock, Ark.)

- Alltel Arena

*** WNIT Tournament (Campus Sites)





ALL-TIME RESULTS

2007-08

Coach: Matthew Mitchell

Record: 17-16 (8-6 SEC)

Nov. 10	USC-Upstate	74-59	Won	(H)
Nov. 14	#14/12 George Wash.	65-75	Lost	(A)
Nov. 18	Florida Atlantic	61-53	Won	(H)
Nov. 23	Minnesota *	80-92	Lost	(N)
Nov. 24	#21/22 Texas *	60-72	Lost	(N)
Nov. 25	Lipscomb *	76-55	Won	(N)
Nov. 30	Western Kentucky !	74-78 (OT)	Lost	(H)
Dec. 4	William & Mary	75-44	Won	(H)
Dec. 8	Michigan	59-63	Lost	(A)
Dec. 20	Louisville !	65-80	Lost	(H)
Dec. 28	#23 Old Dominion	62-71	Lost	(H)
Dec. 30	South Alabama	66-56	Won	(A)
Jan. 1	Xavier	46-51	Lost	(H)
Jan. 7	Wofford	67-57	Won	(H)
Jan. 10	Florida	60-58	Won	(H)
Jan. 13	Mississippi State	64-60	Won	(A)
Jan. 17	#2 Tennessee	40-65	Lost	(H)
Jan. 20	#20/18 Auburn	62-55	Won	(H)
Jan. 24	South Carolina	66-62	Won	(A)
Jan. 27	#9 LSU !	46-72	Lost	(H)
Jan. 31	#17/14 Georgia	47-44	Won	(A)
Feb. 3	#2 Tennessee	51-79	Lost	(A)
Feb. 7	Ole Miss !	59-54	Won	(H)
Feb. 14	#25 Vanderbilt	49-66	Lost	(A)
Feb. 17	Alabama	64-44	Won	(H)
Feb. 21	#6 LSU	48-52	Lost	(A)
Feb. 24	Arkansas	59-56	Won	(A)
March 2	South Carolina !	57-65	Lost	(H)
March 7	#23/21 Georgia **	57-50	Won	(N)
March 8	#7/6 LSU **	49-66	Lost	(N)
March 21	Middle Tennessee ***	68-66 (OT)	Won	(H)
March 26	James Madison ***	84-76	Won	(H)
March 30	Marquette ***	64-69	Lost	(H)

* Rainbow Wahine Classic (Honolulu, Hawaii)
- Stan Sheriff Center
** SEC Tournament (Nashville, Tenn.)
- Sommet Center
*** WNIT Tournament (Lexington, Ky.) - Memorial Coliseum
! - Played in Rupp Arena

MICKIE DEMOSS

Overall Record at UK: 71-56 (2003-07)

2006-07

Coach: Mickie DeMoss

Record: 20-14 (6-8 SEC)

Nov. 10	Washington State *	80-51	Won	(H)
Nov. 12	Indiana *	51-54	Lost	(H)
Nov. 18	Old Dominion	69-55	Won	(A)
Nov. 24	Delaware **	70-86	Lost	(N)
Nov. 25	Southern Illinois **	78-59	Won	(N)
Nov. 29	Detroit	79-44	Won	(H)
Dec. 3	#19 Louisville	75-83	Lost	(A)
Dec. 8	Alabama State	75-46	Won	(H)
Dec. 17	Arkansas-Pine Bluff !	83-46	Won	(H)
Dec. 19	Mississippi Valley State	84-37	Won	(H)
Dec. 21	Southern	70-44	Won	(H)
Dec. 29	Kent State ***	82-47	Won	(N)
Dec. 30	Memphis ***	86-51	Won	(N)
Jan. 2	Texas-Pan American	77-45	Won	(H)
Jan. 4	South Carolina	59-55	Won	(H)
Jan. 6	#7/8 Ohio State	51-53	Lost	(A)
Jan. 11	Alabama	63-62	Won	(A)
Jan. 14	Ole Miss	65-67 (OT)	Lost	(H)
Jan. 18	#8 LSU	58-76	Lost	(A)

Jan. 21	Auburn	68-65	Won	(A)
Jan. 25	Mississippi State !	75-83 (2OT)	Lost	(H)
Jan. 28	South Carolina	56-66	Lost	(A)
Feb. 1	#15 Vanderbilt	62-63	Lost	(H)
Feb. 4	Florida	84-74	Won	(H)
Feb. 8	Ole Miss	69-61	Won	(A)
Feb. 11	#3 Tennessee	62-84	Lost	(A)
Feb. 15	#11/12 Georgia !	72-82 (OT)	Lost	(H)
Feb. 18	Arkansas !	87-60	Won	(H)
Feb. 25	Florida	79-83	Lost	(A)
March 1	Arkansas ****	72-57	Won	(N)
March 2	#10/12 Georgia ****	40-72	Lost	(N)
March 15	Oakland *****	65-56	Won	(A)
March 19	Ball State *****	85-82	Won	(A)
March 22	Wisconsin *****	61-67	Lost	(A)

* Women's Sports Foundation Tournament

(Lexington, Ky.) - Memorial Coliseum

** Odwalla Classic (San Francisco, Calif.)

- War Memorial Gymnasium

*** Wells Fargo New Year's Classic

(San Antonio, Texas) - USTA Convocation Center

**** SEC Tournament (Duluth, Ga.) - Gwinnett Center

***** WNIT (Campus Sites) ! - Played in Rupp Arena

2005-06

Coach: Mickie DeMoss

Record: 22-9 (9-5 SEC)

Nov. 18	IUPUI	81-52	Won	(H)
Nov. 22	Stetson	84-38	Won	(H)
Nov. 25	Indiana State *	68-58	Won	(N)
Nov. 26	Hofstra *	67-54	Won	(N)
Dec. 1	Florida International	71-56	Won	(H)
Dec. 6	North Carolina A&T	71-40	Won	(H)
Dec. 8	Georgetown	63-47	Won	(H)
Dec. 10	Detroit	74-65	Won	(A)
Dec. 18	#3 LSU	36-66	Lost	(H)
Dec. 22	Tennessee State	105-45	Won	(H)
Dec. 28	Louisville !	55-64	Lost	(H)
Dec. 31	Wake Forest	77-82	Lost	(A)
Jan. 2	Bowling Green St.	66-62 (OT)	Won	(H)
Jan. 8	South Carolina	72-60	Won	(H)
Jan. 12	#RV/24 Florida	80-65	Won	(A)
Jan. 15	Georgia Tech **	66-62	Won	(A)
Jan. 19	Auburn !	57-71	Lost	(H)
Jan. 22	Ole Miss	81-75	Won	(A)
Jan. 26	#1/3 Tennessee !	66-63	Won	(H)
Feb. 2	#14 Georgia	57-91	Lost	(A)
Feb. 5	Florida	61-68	Lost	(H)
Feb. 9	South Carolina	75-71	Won	(A)
Feb. 12	Arkansas	79-50	Won	(A)
Feb. 16	Ole Miss	65-61	Won	(H)
Feb. 19	Mississippi State	51-46	Won	(A)
Feb. 23	#23/24 Vanderbilt	55-72	Lost	(A)
Feb. 26	Alabama !	80-60	Won	(H)
March 2	#23/RV Florida ***	88-70	Won	(N)
March 3	#3 LSU ***	52-79	Lost	(N)
March 18	Chattanooga ****	69-59	Won	(N)
March 20	#16/17 Michigan St. *****	63-67	Lost	(N)

* Pepperdine Tournament (Malibu, Calif.)
- Firestone Fieldhouse
** Russell Athletic Shootout (Duluth, Ga.)
- Gwinnett Center
*** SEC Tournament (North Little Rock, Ark.)
- Alltel Arena
**** NCAA First and Second Rounds (Rosemont, Ill.) Allstate Arena
! - Played in Rupp Arena

2004-05

Coach: Mickie DeMoss

Record: 18-16 (4-10 SEC)

Nov. 19	Butler	82-44	Won	(H)
Nov. 21	Florida A&M	84-55	Won	(H)
Nov. 25	Oregon St. &	73-70	Won	(N)
Nov. 26	South Dakota St. &	55-57	Lost	(N)
Nov. 27	#17/18 Rutgers &	60-75	Lost	(N)
Dec. 1	Northwestern	70-63	Won	(A)
Dec. 5	Louisville	49-66	Lost	(A)
Dec. 10	Charleston So.	89-33	Won	(H)
Dec. 12	Marshall	73-55	Won	(A)
Dec. 18	UAB	90-60	Won	(H)
Dec. 21	Nicholls State !	106-51	Won	(H)
Dec. 28	Xavier	67-75	Lost	(A)
Dec. 30	Wake Forest !	66-61	Won	(H)
Jan. 2	St. Francis (Penn.)	85-73	Won	(H)
Jan. 4	Longwood	79-41	Won	(H)
Jan. 9	Alabama	63-69 (OT)	Lost	(A)
Jan. 13	#18 Georgia !	71-63	Won	(H)
Jan. 16	Ole Miss	70-63	Won	(H)
Jan. 20	Mississippi St.	59-72	Lost	(A)
Jan. 23	#7/9 Tennessee	49-67	Lost	(A)
Jan. 27	#23/21 Vanderbilt	67-73	Lost	(H)
Jan. 30	South Carolina	66-50	Won	(H)
Feb. 6	#18/19 Georgia	64-68	Lost	(A)
Feb. 10	Florida	59-70	Lost	(H)
Feb. 13	Auburn	50-65	Lost	(A)
Feb. 17	#1 LSU	58-81	Lost	(A)
Feb. 20	Mississippi State	55-71	Lost	(H)
Feb. 24	South Carolina	47-60	Lost	(A)
Feb. 27	Arkansas	73-67	Won	(H)
March 3	Auburn *	57-62	Lost	(N)
March 18	Eastern Michigan **	79-68	Won	(H)
March 20	Chattanooga **	91-54	Won	(H)
March 24	Xavier **	67-62	Won	(H)
March 28	West Virginia **	75-80 (2OT)	Lost	(H)

& Paradise Jam (St. Thomas, Virgin Islands)
* SEC Tournament (Greenville, S.C.) - BiLo Center
** WNIT (Lexington, Ky.) - Memorial Coliseum
! - Played in Rupp Arena

2003-04

Coach: Mickie DeMoss

Record: 11-17 (3-11 SEC)

Nov. 21	IPFW	79-59	Won	(H)
Nov. 23	Northwestern	67-60	Won	(H)
Nov. 25	#13 North Carolina !	59-75	Lost	(H)
Nov. 28	Duquesne *	90-83	Won	(N)
Nov. 29	San Francisco *	59-67	Lost	(A)
Dec. 3	Louisville !	84-80 (OT)	Won	(H)
Dec. 10	Xavier	60-75	Lost	(H)
Dec. 13	Temple	82-86 (OT)	Lost	(A)
Dec. 20	Miami (Ohio)	64-58	Won	(A)
Dec. 22	Western Kentucky	76-63	Won	(A)
Dec. 30	Austin Peay	82-56	Won	(H)
Jan. 2	Cincinnati	52-60	Lost	(A)
Jan. 6	High Pt.	83-45	Won	(H)
Jan. 8	#22 Vanderbilt	57-65	Lost	(A)
Jan. 11	#12/9 Georgia	53-74	Lost	(H)
Jan. 18	#14 LSU	69-70	Lost	(H)
Jan. 22	Mississippi State	67-80	Lost	(A)
Jan. 25	South Carolina	75-61	Won	(A)
Jan. 29	#1 Tennessee	72-81	Lost	(H)
Feb. 1	Ole Miss	88-90 (2OT)	Lost	(A)
Feb. 5	#19/22 Auburn	54-71	Lost	(H)
Feb. 8	#24/RV Florida	56-76	Lost	(A)
Feb. 15	Mississippi State	41-54	Lost	(H)





ALL-TIME RESULTS

Feb. 19	Arkansas	58-69	Lost	(A)
Feb. 22	Alabama	62-59	Won	(H)
Feb. 26	South Carolina	71-54	Won	(H)
Feb. 29	#19/15 Georgia	62-73	Lost	(A)
March 4	#19/RV Vanderbilt **	41-60	Lost	(N)

* Odwalla Classic (San Francisco, Calif)
- War Memorial Gym

** SEC Tournament (Nashville, Tenn.)
- Gaylord Entertainment Center

! - Played in Rupp Arena

BERNADETTE MATTOX

Overall Record: 91-135 (1995-2003)

2002-03

Coach: Bernadette Mattox

Record: 11-16 (4-10 SEC)

Captain: Rita Adams

Nov. 25	Southern Illinois	79-53	Won	(H)
Nov. 29	Pacific *	77-61	Won	(N)
Nov. 30	Washington *	56-88	Lost	(A)
Dec. 4	Evansville	66-70	Lost	(A)
Dec. 7	Western Kentucky	83-88	Lost	(H)
Dec. 14	Hawaii **	59-70	Lost	(A)
Dec. 15	Long Island **	72-64	Won	(N)
Dec. 21	Miami (Ohio)	108-102 (OT)	Won	(H)
Dec. 23	Morris Brown	106-32	Won	(H)
Dec. 31	Cincinnati	69-67	Won	(H)
Jan. 2	Marshall !	75-42	Won	(H)
Jan. 5	Louisville	62-86	Lost	(A)
Jan. 12	Alabama	59-55	Won	(H)
Jan. 16	LSU	39-82	Lost	(A)
Jan. 19	Vanderbilt	50-84	Lost	(A)
Jan. 23	Ole Miss	83-66	Won	(H)
Jan. 26	Georgia	59-71	Lost	(A)
Feb. 2	South Carolina	46-49	Lost	(H)
Feb. 6	Auburn	56-63 (OT)	Lost	(A)
Feb. 9	Vanderbilt	63-85	Lost	(H)
Feb. 13	Arkansas	60-70	Lost	(H)
Feb. 16	Mississippi State	46-96	Lost	(A)
Feb. 20	Florida	49-47	Won	(H)
Feb. 23	Alabama	73-71 (2OT)	Won	(A)
Feb. 27	South Carolina	51-97	Lost	(A)
March 2	Tennessee	69-84	Lost	(H)
March 6	Auburn ***	62-68	Lost	(N)

* Seattle Times Husky Classic (Seattle, Wash.) - Bank of America Arena

** Hawaii Invitational (Honolulu, Hawaii) - Stan Sheriff Center

*** SEC Tournament (North Little Rock, Ark.) - Alltel Arena

! - Played in Rupp Arena

2001-02

Coach: Bernadette Mattox

Record: 9-20 (1-13 SEC)

Captains: LaTonya McDole and Niecee Patterson

Nov. 17	Temple	64-55	Won	(H)
Nov. 23	Sam Houston State *	100-55	Won	(N)
Nov. 24	Memphis *	55-63	Lost	(A)
Nov. 28	North Carolina	64-102	Lost	(A)
Dec. 1	Miami (Fla.)	60-57	Won	(H)
Dec. 5	Miami (Ohio)	64-73	Lost	(A)
Dec. 8	Western Kentucky	79-84	Lost	(A)
Dec. 16	Virginia Commonwealth	66-61	Won	(A)
Dec. 19	Louisville	72-53	Won	(H)
Dec. 22	Evansville	72-78	Lost	(H)
Dec. 28	Southern Miss **	59-44	Won	(N)
Dec. 29	Lafayette **	83-60	Won	(N)
Jan. 3	Mississippi State	54-59	Lost	(H)
Jan. 6	Alabama	63-62	Won	(A)

Jan. 10	Vanderbilt	54-71	Lost	(A)
Jan. 13	Auburn	66-70	Lost	(H)
Jan. 17	Arkansas	64-76	Lost	(A)
Jan. 20	South Carolina	49-78	Lost	(A)
Jan. 24	LSU	59-75	Lost	(H)
Jan. 27	Alabama	58-61	Lost	(H)
Feb. 3	Georgia	50-76	Lost	(H)
Feb. 7	Ole Miss	66-76	Lost	(A)
Feb. 10	South Carolina	73-74	Lost	(H)
Feb. 14	Florida	59-81	Lost	(A)
Feb. 19	Cincinnati	57-73	Lost	(A)
Feb. 21	Vanderbilt	57-73	Lost	(H)
Feb. 24	Tennessee	64-89	Lost	(A)
Feb. 28	Mississippi State ***	75-72	Won	(N)
March 1	LSU ***	62-74	Lost	(N)

* Lady Tiger Classic (Memphis, Tenn.) - Elma Roane Fieldhouse

** Blue Sky Restaurant Group Classic (Hanover, N.H.)

- Edward Leede Arena

*** SEC Tournament (Nashville, Tenn.) - Gaylord Entertainment Center

European Tour

May 2001 • 5-0

W, 87-56 vs. Nice University Club (Nice, France) - May 9

W, 85-69 vs. Lyon A.L.G.M (Lyon, France) - May 10

W, 59-44 vs. Sion Helios BBC (Montreaux, Switzerland) - May 12

W, 87-50 vs. Fribourg BBC (Fribourg, Switzerland) - May 13

W, 78-59 vs. Sceaux (Paris, France) - May 15

2000-01

Coach: Bernadette Mattox

Record: 6-21 (2-12 SEC)

Captain: LaTonya McDole

Nov. 21	Miami (Ohio)	77-71	Won	(H)
Nov. 25	Missouri *	51-86	Lost	(N)
Nov. 26	Houston *	77-78	Lost	(N)
Nov. 29	IUPUI	76-75	Won	(H)
Dec. 1	Purdue	67-87	Lost	(H)
Dec. 6	Xavier	62-80	Lost	(A)
Dec. 9	Louisville	57-63	Lost	(A)
Dec. 17	Fla. International **	60-58	Won	(A)
Dec. 19	Miami (Fla.)	59-74	Lost	(A)
Dec. 22	Cincinnati ***	38-57	Lost	(N)
Dec. 30	Florida Atlantic	112-71	Won	(H)
Jan. 4	Auburn	40-73	Lost	(A)
Jan. 7	Florida	48-85	Lost	(H)
Jan. 11	Vanderbilt	61-91	Lost	(H)
Jan. 14	Arkansas	50-69	Lost	(A)
Jan. 18	LSU	64-87	Lost	(A)
Jan. 21	Tennessee	38-110	Lost	(H)
Jan. 25	Alabama	71-64	Won	(H)
Jan. 27	Tennessee	39-83	Lost	(A)
Jan. 31	Va. Commonwealth	57-67	Lost	(H)
Feb. 4	Arkansas	78-84	Lost	(H)
Feb. 11	South Carolina	62-70	Lost	(A)
Feb. 15	Georgia	58-91	Lost	(A)
Feb. 18	South Carolina	61-59	Won	(H)
Feb. 22	Ole Miss	54-75	Lost	(H)
Feb. 25	Mississippi State	66-74	Lost	(A)
March 1	LSU ****	57-72	Lost	(N)

* Pepperdine Classic (Malibu, Calif.) - Firestone Fieldhouse

** Baptist Health Systems Women's Fab Four Classic

(Miami, Fla.) - Golden Panther Arena

*** Louisville, Ky. (double-header with UK Men vs. Indiana)

**** SEC Tournament (Memphis, Tenn.) - The Pyramid

1999-2000

Coach: Bernadette Mattox

Record: 15-14 (5-9 SEC)

Captains: Tiffany Wait and Erica Jackson

Nov. 19	Austin Peay	88-52	Won	(A)
Nov. 22	Miami (Ohio)	77-39	Won	(A)
Nov. 24	Connecticut *	62-68	Lost	(A)
Nov. 26	Clemson *	65-70	Lost	(N)
Dec. 1	Western Kentucky	75-48	Won	(H)
Dec. 6	New Mexico	62-52	Won	(A)
Dec. 11	Liberty	69-57	Won	(A)
Dec. 18	Purdue **	40-48	Lost	(N)
Dec. 22	Cincinnati	68-62	Won	(A)
Dec. 28	Tennessee-Martin	93-55	Won	(H)
Dec. 31	Xavier	67-68	Lost	(H)
Jan. 3	Winthrop	94-39	Won	(H)
Jan. 6	Auburn	71-69	Won	(H)
Jan. 10	Florida	72-58	Won	(A)
Jan. 13	Vanderbilt	55-60 (OT)	Lost	(A)
Jan. 16	Arkansas	68-60	Won	(H)
Jan. 20	LSU	59-66	Lost	(H)
Jan. 23	Tennessee	65-71	Lost	(H)
Jan. 27	Alabama	67-68	Lost	(A)
Jan. 30	Tennessee	48-77	Lost	(A)
Feb. 6	Arkansas	70-83	Lost	(A)
Feb. 13	South Carolina	73-71	Won	(H)
Feb. 17	Georgia	69-73	Lost	(H)
Feb. 20	South Carolina	51-64	Lost	(A)
Feb. 22	Louisville	75-65	Won	(H)
Feb. 24	Ole Miss	59-57	Won	(A)
Feb. 27	Mississippi State	46-63	Lost	(H)
March 2	Alabama ***	67-63	Won	(N)
March 3	Georgia ***	45-63	Lost	(N)

* Coaches vs. Cancer Challenge (Hartford, Conn.) - Hartford Civic Center

** Boilermaker Blockbuster (Indianapolis, Ind.) - Conseco Fieldhouse

*** SEC Tournament (Chattanooga, Tenn.) - UTC Arena

1998-99

Coach: Bernadette Mattox

Record: 21-11 (7-7 SEC)

Captains: Tiffany Wait and Jaye Barnes

Nov. 15	Austin Peay	88-71	Won	(H)
Nov. 19	Ohio State	92-84 (OT)	Won	(A)
Nov. 22	Tennessee-Martin	90-60	Won	(A)
Nov. 27	Louisville *	73-62	Won	(N)
Nov. 28	Hawaii *	66-57	Won	(A)
Nov. 29	UCLA *	54-64	Lost	(N)
Dec. 6	Auburn	68-62	Won	(A)
Dec. 9	Miami (Ohio)	76-56	Won	(H)
Dec. 12	Liberty	76-80	Lost	(H)
Dec. 19	Eastern Illinois **	90-71	Won	(N)
Dec. 20	Wichita State **	58-51	Won	(A)
Dec. 28	Cincinnati	70-59	Won	(H)
Jan. 3	Florida	63-77	Lost	(H)
Jan. 7	Vanderbilt	70-69	Won	(H)
Jan. 10	Ole Miss	57-60	Lost	(A)
Jan. 14	LSU	59-67	Lost	(A)
Jan. 17	Tennessee	60-98	Lost	(A)
Jan. 20	Louisville	69-56	Won	(A)
Jan. 24	Alabama	76-72	Won	(H)
Jan. 28	Florida	80-70	Won	(A)
Jan. 31	Arkansas	69-74 (OT)	Lost	(A)
Feb. 4	Auburn	67-68	Lost	(H)
Feb. 7	Georgia	80-76	Won	(H)
Feb. 11	South Carolina	78-76	Won	(A)
Feb. 14	Mississippi State	78-83	Lost	(A)



ALL-TIME RESULTS

Feb. 16	Eastern Kentucky	87-47	Won	(A)
Feb. 21	South Carolina	93-65	Won	(H)
Feb. 25	Ole Miss ***	75-59	Won	(N)
Feb. 26	LSU ***	81-71	Won	(N)
Feb. 27	Georgia ***	62-68	Lost	(N)
March 13	Nebraska ****	98-92	Won	(N)
March 15	UCLA ****	63-87	Lost	(N)

* Rainbow Wahine Classic (Honolulu, Hawaii)
 ** Wichita State Shocker Shootout (Wichita, Kan.)
 *** SEC Tournament (Chattanooga, Tenn.)
 **** NCAA Tournament (Los Angeles, Calif.)

1997-98

Coach: Bernadette Mattox

Record: 13-15 (5-9 SEC)

Captains: Jaye Barnes, Tiffany Wait and Natalie Martinez

Nov. 18	Indiana	71-84	Lost	(A)
Nov. 21	Southwest Missouri	54-74	Lost	(A)
Nov. 25	Michigan State	57-71	Lost	(A)
Nov. 28	Illinois Chicago *	60-46	Won	(N)
Nov. 29	Nebraska *	59-68	Lost	(A)
Dec. 3	Ohio State	68-51	Won	(H)
Dec. 6	Dayton	73-69	Won	(H)
Dec. 8	Western Kentucky	66-64 (OT)	Won	(A)
Dec. 14	Auburn	68-67	Won	(H)
Dec. 20	Miami (Ohio)	71-64	Won	(A)
Dec. 28	UMass **	57-51	Won	(N)
Dec. 29	Northeastern **	76-39	Won	(N)
Jan. 4	Florida	58-100	Lost	(A)
Jan. 7	Vanderbilt	54-64	Lost	(A)
Jan. 10	Ole Miss	49-76	Lost	(H)
Jan. 14	LSU (Cincinnati)	74-71 (OT)	Won	(H)
Jan. 18	Tennessee	65-93	Lost	(H)
Jan. 21	Louisville \$	62-80	Lost	(A)
Jan. 24	Alabama	56-62	Lost	(A)
Jan. 28	Florida	63-70	Lost	(H)
Jan. 31	Arkansas	79-63	Lost	(H)
Feb. 4	Auburn	53-48	Won	(A)
Feb. 8	South Carolina	87-73	Won	(H)
Feb. 11	Georgia	46-87	Lost	(A)
Feb. 15	Mississippi State	71-62	Won	(H)
Feb. 17	Eastern Kentucky	76-60	Won	(H)
Feb. 21	South Carolina	65-67	Lost	(A)
Feb. 26	Mississippi State ***	48-67	Lost	(N)

* Nebraska CableVision Classic (Lincoln, Neb.)
 ** Citizen's Bank Dartmouth Classic (Hanover, N.H.)
 *** SEC Tournament (Columbus, Ga.)
 \$ - Played in Louisville - Freedom Hall (Double-header w/ UK men's team)

1996-97

Coach: Bernadette Mattox

Record: 8-19 (2-10 SEC)

Nov. 22	Michigan *	54-68	Lost	(N)
Nov. 23	Western Michigan *	61-44	Won	(A)
Nov. 27	Michigan State	50-76	Lost	(H)
Nov. 30	Dayton	53-55	Lost	(A)
Dec. 4	Ohio State	66-84	Lost	(A)
Dec. 7	Toledo	54-80	Lost	(A)
Dec. 13	Miami (Ohio)	71-63	Won	(H)
Dec. 15	Indiana	62-74	Lost	(H)
Dec. 22	Southwest Missouri	64-58	Won	(H)
Dec. 29	Alaska-Anchorage **	76-41	Won	(N)
Dec. 30	Villanova **	63-54	Won	(A)
Jan. 2	Ole Miss	52-83	Lost	(A)
Jan. 5	LSU	63-73	Lost	(A)
Jan. 8	Vanderbilt	54-65	Lost	(H)
Jan. 12	Tennessee	61-84	Lost	(A)

Jan. 14	Western Kentucky	79-73	Won	(H)
Jan. 22	Alabama #	62-78	Lost	(N)
Jan. 25	Arkansas	55-88	Lost	(A)
Jan. 29	South Carolina	59-68	Lost	(A)
Feb. 2	Auburn	59-60	Lost	(H)
Feb. 5	Eastern Kentucky	62-67	Lost	(A)
Feb. 8	Georgia	62-80	Lost	(H)
Feb. 13	Florida	53-77	Lost	(H)
Feb. 16	Mississippi State	74-57	Won	(A)
Feb. 18	Louisville	52-64	Lost	(A)
Feb. 22	South Carolina	76-52	Won	(H)
Feb. 28	Arkansas ***	60-71	Lost	(N)

* Western Michigan Tournament (Kalamazoo, Mich)

** Villanova Wildcat Classic (Villanova, Penn.)

*** SEC Tournament (Chattanooga, Tenn.)

Played in Cincinnati, Ohio - Riverfront Coliseum

1995-96

Coach: Bernadette Mattox

Record: 8-19 (2-9 SEC)

Captains: Christina Jansen and Julie Swarens-Beickman

Nov. 24	UNC-Asheville *	98-76	Won	(H)
Nov. 25	Toledo *	88-76	Won	(H)
Nov. 29	Ohio State	67-77	Lost	(H)
Dec. 1	Loyola (Md.) **	67-54	Won	(N)
Dec. 2	Northwestern **	42-78	Lost	(A)
Dec. 5	Western Kentucky	61-81	Lost	(A)
Dec. 8	Indiana #	64-71	Lost	(N)
Dec. 16	Florida ###	46-69	Lost	(N)
Dec. 21	Syracuse ####	83-63	Won	(N)
Dec. 23	Miami (Ohio)	62-71	Lost	(A)
Dec. 29	Duke ***	54-73	Lost	(N)
Dec. 30	N.C. State ***	62-66	Lost	(N)
Jan. 3	Ole Miss	60-68	Lost	(H)
Jan. 7	LSU	52-62	Lost	(H)
Jan. 11	Vanderbilt	53-58	Lost	(A)
Jan. 14	Tennessee	45-60	Lost	(H)
Jan. 20	Alabama	51-66	Lost	(A)
Jan. 24	South Carolina	53-66	Lost	(H)
Jan. 28	Arkansas	69-65	Won	(H)
Feb. 7	Marshall	66-72	Lost	(A)
Feb. 10	Auburn	46-88	Lost	(A)
Feb. 13	Georgia	55-75	Lost	(A)
Feb. 17	Mississippi State	78-60	Won	(H)
Feb. 19	Louisville	74-66	Won	(H)
Feb. 24	South Carolina	65-76	Lost	(A)
Feb. 27	Eastern Kentucky	68-62	Won	(H)
March 1	Auburn ****	43-58	Lost	(N)

* UK Invitational Tournament (Lexington, Ky.)

** Northwestern Inv. Tournament (Evanston, Ill.)

*** Big Four Classic (Greensboro, N.C.)

**** SEC Tournament (Chattanooga, Tenn.)

Played in Lafayette, Ind. - Mackey Arena

Played in Orlando, Fla. - Orlando Arena

Played in Cincinnati, Ohio - Riverfront Coliseum

SHARON FANNING

Overall Record: 134-97 (1987-95)

1994-95

Coach: Sharon Fanning

Record: 14-14 (4-7 SEC)

Captains: Stacey Reed, Karri Koach and Stephanie Baker

Nov. 25	UMass *	73-55	Won	(H)
Nov. 26	St. John's *	67-54	Won	(H)
Dec. 1	Detroit	71-48	Won	(H)
Dec. 4	Ohio State	59-75	Lost	(A)
Dec. 7	Indiana	60-65	Lost	(A)
Dec. 11	Western Kentucky	48-64	Lost	(H)

Dec. 17	Ole Miss	58-66	Lost	(A)
Dec. 19	Memphis	71-81	Lost	(A)
Dec. 28	UCLA	65-74	Lost	(A)
Dec. 31	Cal St.-Northridge	74-52	Won	(A)
Jan. 4	Florida !	63-55	Won	(H)
Jan. 7	South Carolina	85-67	Won	(H)
Jan. 11	Louisville	76-77 (OT)	Lost	(A)
Jan. 15	Mississippi State	65-53	Won	(A)
Jan. 17	Cincinnati	52-49	Won	(A)
Jan. 22	Georgia	57-68	Lost	(H)
Jan. 26	Vanderbilt	53-82	Lost	(H)
Jan. 29	Auburn	62-73	Lost	(H)
Feb. 1	UNC-Asheville	70-55	Won	(A)
Feb. 4	Arkansas	56-62	Lost	(A)
Feb. 8	Marshall	91-58	Won	(H)
Feb. 11	Alabama	62-68	Lost	(H)
Feb. 15	Morehead State	78-49	Won	(H)
Feb. 19	Tennessee	41-67	Lost	(A)
Feb. 22	Eastern Kentucky	80-67	Won	(H)
Feb. 25	LSU	63-49	Won	(A)
March 3	Auburn **	75-51	Won	(N)
March 4	Tennessee **	62-74	Lost	(N)

* Lady Kat Invitational (Lexington, Ky.)

** SEC Tournament (Chattanooga, Tenn.)

! - Played in Rupp Arena

1993-94

Coach: Sharon Fanning

Record: 17-11 (5-6 SEC)

Captains: Tedra Eberhart, Jennifer Gray, Kayla Campbell and

Christe Jordan

Nov. 26	Marist *	96-65	Won	(H)
Nov. 27	Georgetown *	87-82	Won	(H)
Dec. 1	Detroit	82-76	Won	(A)
Dec. 4	Memphis State	91-63	Won	(H)
Dec. 7	Indiana	74-86	Lost	(H)
Dec. 10	Western Kentucky	77-82 (OT)	Lost	(A)
Dec. 18	Ole Miss	47-51	Lost	(H)
Dec. 21	Ohio State	81-94	Lost	(H)
Dec. 29	Central Florida **	87-45	Won	(A)
Dec. 30	Florida State **	58-55	Won	(N)
Dec. 31	North Carolina **	75-80 (OT)	Lost	(N)
Jan. 4	Florida	64-81	Lost	(A)
Jan. 8	South Carolina	82-63	Won	(A)
Jan. 12	Vanderbilt	56-83	Lost	(A)
Jan. 16	Mississippi State	81-79	Won	(H)
Jan. 19	Louisville	95-62	Won	(H)
Jan. 23	Georgia	71-70	Won	(A)
Jan. 29	Auburn	61-75	Lost	(A)
Feb. 1	Eastern Kentucky	99-75	Won	(H)
Feb. 5	Arkansas	81-60	Won	(H)
Feb. 8	Cincinnati	86-56	Won	(H)
Feb. 13	Alabama	82-96	Lost	(A)
Feb. 16	Marshall	66-43	Won	(A)
Feb. 18	Tennessee	89-95 (OT)	Lost	(H)
Feb. 23	Murray State	74-67	Won	(A)
Feb. 26	LSU	89-71	Won	(H)
March 4	South Carolina ***	83-80	Won	(N)
March 5	Vanderbilt ***	67-72	Lost	(N)

* Lady Kat Invitational (Lexington, Ky.)

** Central Florida Holiday Classic (Orlando, Fla.)

*** SEC Tournament (Chattanooga, Tenn.)

1992-93

Coach: Sharon Fanning

Record: 18-10 (5-6 SEC)

Captains: Cathy Proctor, Mia Daniel and Jocelyn Mills

Dec. 1	Marshall	79-44	Won	(H)
--------	----------	-------	-----	-----



ALL-TIME RESULTS

Dec. 4	Murray State *	89-55	Won	(H)
Dec. 5	Connecticut *	75-54	Won	(H)
Dec. 9	South Carolina	76-55	Won	(H)
Dec. 11	UNC-Charlotte **	54-57	Lost	(N)
Dec. 12	West Virginia **	73-63	Won	(N)
Dec. 19	Oklahoma State ***	57-61	Lost	(N)
Dec. 20	Chicago State ***	95-33	Won	(N)
Dec. 28	Bradley	78-49	Won	(A)
Dec. 31	Kansas	71-61	Won	(H)
Jan. 4	Mississippi State	73-53	Won	(A)
Jan. 6	Louisville	58-53	Won	(A)
Jan. 10	Georgia	69-60	Won	(H)
Jan. 13	Morehead State	66-38	Won	(H)
Jan. 16	Auburn	49-52	Lost	(H)
Jan. 19	Western Kentucky	62-60	Won	(H)
Jan. 23	Arkansas	43-45	Lost	(A)
Jan. 26	Butler	83-76	Won	(A)
Jan. 31	Alabama	77-73	Won	(H)
Feb. 6	Tennessee	61-85	Lost	(A)
Feb. 10	Cincinnati	69-72	Lost	(A)
Feb. 13	LSU	72-65	Won	(A)
Feb. 18	Eastern Kentucky	74-56	Won	(H)
Feb. 20	Ole Miss	65-77	Lost	(A)
Feb. 23	Vanderbilt	52-65	Lost	(H)
Feb. 28	Florida	69-72	Lost	(H)
March 5	Mississippi State ****	84-73	Won	(N)
March 6	Vanderbilt ****	61-68	Lost	(N)

* Lady Kat Invitational (Lexington, Ky.)
 ** Iowa Amana Hawkeye Classic (Iowa City, Iowa)
 *** Wichita State Pizza Hut Classic (Wichita, Kan.)
 **** SEC Tournament (Chattanooga, Tenn.)

Finland & Estonia Tour May 1992 • 5-0

W, 76-56 vs. Tapiolan Urheiluhall (Finland)
 W, 73-49 vs. Finnish Junior National Team
 W, 71-66 vs. Estonia
 W, 82-80 vs. Meelis Estonian
 W, 77-53 vs. Espoo (Finland)

1991-92

Coach: Sharon Fanning
Record: 16-14 (5-6 SEC)
Captains: Kristi Cushenberry, Rebekah Reasor and Stacy McIntyre

Nov. 23	Iowa	68-74	Lost	(H)
Nov. 26	Miami (Ohio)	90-60	Won	(H)
Nov. 29	Wichita State *	79-58	Won	(H)
Nov. 30	Houston *	70-76	Lost	(H)
Dec. 3	South Carolina	75-63	Won	(A)
Dec. 6	St. John's **	83-77	Won	(N)
Dec. 7	Kansas **	51-62	Lost	(A)
Dec. 11	Western Kentucky	67-66	Won	(A)
Dec. 14	George Washington	62-71	Lost	(A)
Dec. 28	Holy Cross ***	87-69	Won	(N)
Dec. 29	St. John's ***	64-73	Lost	(N)
Dec. 31	Connecticut	53-81	Lost	(A)
Jan. 4	Mississippi State	75-52	Won	(H)
Jan. 7	Ohio State	94-101	Lost	(A)
Jan. 11	Georgia	65-83	Lost	(A)
Jan. 14	Cincinnati	82-72	Won	(H)
Jan. 19	Auburn	51-47	Won	(A)
Jan. 24	Arkansas	75-74 (OT)	Won	(H)
Jan. 28	Butler	97-75	Won	(H)
Feb. 1	Alabama	72-78	Lost	(A)
Feb. 5	Morehead State	79-58	Won	(H)
Feb. 8	Tennessee	52-77	Lost	(H)
Feb. 12	Vanderbilt	67-93	Lost	(A)

Feb. 16	LSU	71-55	Won	(H)
Feb. 19	Louisville	81-71	Won	(H)
Feb. 23	Ole Miss	69-82	Lost	(H)
Feb. 29	Florida	73-77	Lost	(A)
March 6	Arkansas ****	79-63	Won	(N)
March 7	Alabama ****	95-87	Won	(N)
March 8	Tennessee ****	80-94	Lost	(N)

* Lady Kat Invitational Tournament (Lexington, Ky.)
 ** Kansas Dial Classic (Lawrence, Kan.)
 *** St. John's Cahill Invitational (Jamaica, N.Y.)
 **** SEC Tournament (Albany, Ga.)

1990-91

Coach: Sharon Fanning
Record: 20-9 (4-5 SEC)
Captains: Tracye Davis, Kristi Cushenberry and Stacy McIntyre

Nov. 23	Kent State *	114-83	Won	(H)
Nov. 24	Duquesne *	101-56	Won	(H)
Nov. 26	Northern Kentucky	97-79	Won	(H)
Nov. 28	Ohio State	107-73	Won	(H)
Dec. 2	Indiana	64-80	Lost	(A)
Dec. 5	Miami (Ohio)	72-68	Won	(H)
Dec. 7	Bradley	103-75	Won	(H)
Dec. 15	Dayton !	95-68	Won	(H)
Dec. 17	Eastern Illinois	82-48	Won	(H)
Dec. 19	Marquette	86-60	Won	(A)
Dec. 29	Northeast Louisiana **	73-66	Won	(N)
Dec. 30	Indiana **	78-71	Won	(N)
Jan. 2	Pepperdine	73-64	Won	(A)
Jan. 6	LSU	74-78	Lost	(A)
Jan. 12	Tennessee	70-80	Lost	(A)
Jan. 17	Louisville	63-70	Lost	(A)
Jan. 20	Vanderbilt	80-63	Won	(H)
Jan. 27	Alabama	65-72	Lost	(H)
Jan. 30	Auburn	69-72	Lost	(H)
Feb. 1	Alabama-Birmingham	84-55	Won	(H)
Feb. 3	Georgia	71-87	Lost	(H)
Feb. 6	Morehead State	83-67	Won	(A)
Feb. 9	Mississippi State	75-64	Won	(A)
Feb. 13	Cincinnati	82-50	Won	(A)
Feb. 16	Ole Miss	87-81	Won	(A)
Feb. 21	Eastern Kentucky	79-71	Won	(A)
Feb. 23	Florida	67-65	Won	(H)
March 2	LSU ***	76-96	Lost	(N)
March 13	James Madison ****	62-70	Lost	(N)

* Lady Kat Invitational Tournament (Lexington, Ky.)
 ** Nevada-Reno New Year's Classic (Reno, Nevada)
 *** SEC Tournament (Albany, Ga.)
 **** NCAA Tournament First Round (East Region - Harrisonburg, Va.)
 ! - Played in Rupp Arena

1989-90

Coach: Sharon Fanning
Record: 23-8 (3-6 SEC)
Captain: Vanessa Foster-Sutton
Co-Captains: Malinka Salhi, Lisa Ellis and Kris Miller

Nov. 24	Kentucky State *	121-44	Won	(H)
Nov. 25	Missouri *	102-84	Won	(H)
Nov. 28	Ohio State	86-89 (3OT)	Lost	(A)
Nov. 30	Miami (Ohio)	61-56	Won	(A)
Dec. 2	Marquette	96-68	Won	(H)
Dec. 4	Indiana !	76-48	Won	(H)
Dec. 8	Michigan State **	89-72	Won	(A)
Dec. 9	Miami (Fla.) **	80-71	Won	(N)
Dec. 17	Central Florida	102-58	Won	(A)
Dec. 20	Stetson	93-58	Won	(A)

Dec. 30	Dayton	88-58	Won	(A)
Jan. 3	Cincinnati	79-45	Won	(H)
Jan. 7	Vanderbilt	70-79	Lost	(A)
Jan. 11	LSU	79-80 (OT)	Lost	(H)
Jan. 15	Mississippi State	86-61	Won	(H)
Jan. 17	Southern Utah	98-39	Won	(H)
Jan. 22	Tennessee	60-76	Lost	(H)
Jan. 27	Ole Miss !	64-71	Lost	(H)
Jan. 31	Eastern Kentucky	80-59	Won	(H)
Feb. 3	Georgia	75-78	Lost	(A)
Feb. 5	Alabama-Birmingham	81-71	Won	(A)
Feb. 10	Florida	84-70	Won	(A)
Feb. 15	Louisville	83-68	Won	(H)
Feb. 17	Alabama	74-58	Won	(A)
Feb. 20	Morehead State	106-71	Won	(H)
Feb. 24	Auburn	60-68	Lost	(A)
Feb. 27	Middle Tennessee	72-56	Won	(H)
March 2	Florida***	54-70	Lost	(N)
March 22	Maine****	76-66	Won	(N)
March 23	Miami (Fla.) ****	80-68	Won	(N)
March 24	Toledo ****	85-76	Won	(N)

* Lady Kat Invitational Tournament (Lexington, Ky.)
 ** Michigan State Holiday Classic (East Lansing, Mich.)
 *** SEC Tournament (Albany, Ga.)
 **** NWIT (Amarillo, Texas)
 ! - Played in Rupp Arena

1988-89

Coach: Sharon Fanning
Record: 12-16 (3-6 SEC)
Captains: Jodie Whitaker and Pam Shrum

Nov. 25	American University *	84-46	Won	(H)
Nov. 26	Radford *	89-83	Won	(H)
Nov. 29	Ohio State	80-82	Lost	(H)
Dec. 3	Ohio	77-80	Lost	(A)
Dec. 6	Dayton	72-59	Won	(H)
Dec. 10	Indiana	71-83	Lost	(A)
Dec. 18	Illinois	71-84	Lost	(A)
Dec. 20	Cincinnati	58-61	Lost	(A)
Dec. 30	Austin Peay	95-57	Won	(H)
Jan. 3	Morehead State	70-74	Lost	(A)
Jan. 6	Vanderbilt	74-68	Won	(H)
Jan. 8	Middle Tennessee	68-66	Won	(A)
Jan. 11	Eastern Kentucky	83-77 (OT)	Won	(A)
Jan. 13	Marshall	72-61	Won	(H)
Jan. 16	Kentucky State	92-53	Won	(H)
Jan. 18	Louisville	77-73	Won	(A)
Jan. 21	Tennessee	57-101	Lost	(A)
Jan. 24	Western Kentucky	75-79	Lost	(H)
Jan. 28	Ole Miss	52-70	Lost	(A)
Jan. 31	Mississippi State	54-64	Lost	(A)
Feb. 4	Georgia	70-92	Lost	(H)
Feb. 7	Tennessee Tech	68-88	Lost	(A)
Feb. 11	Florida	97-90	Won	(H)
Feb. 14	LSU	72-86	Lost	(A)
Feb. 17	Alabama	89-75	Won	(H)
Feb. 19	Virginia Tech	66-75	Lost	(A)
Feb. 25	Auburn	70-89	Lost	(H)
March 3	Florida **	64-67	Lost	(N)

* Lady Kat Invitational Tournament (Lexington, Ky.)
 ** SEC Tournament (Albany, Ga.)

1987-88

Coach: Sharon Fanning
Record: 14-15 (0-9 SEC)
Captains: Belitta Croley, Monique Tarantini and Michele Pennie

Nov. 27	Louisville *	98-77	Won	(H)
---------	--------------	-------	-----	-----





ALL-TIME RESULTS

Nov. 28	East Carolina *	93-75	Won	(H)
Dec. 1	Eastern Kentucky	96-79	Won	(H)
Dec. 7	Tennessee Tech	78-69	Won	(H)
Dec. 9	Indiana	75-68	Won	(H)
Dec. 11	Western Kentucky	56-80	Lost	(A)
Dec. 20	Morehead State	101-83	Won	(H)
Dec. 28	Ohio	98-85	Won	(H)
Dec. 30	Cincinnati	67-60	Won	(H)
Jan. 4	Louisiana Tech	63-95	Lost	(A)
Jan. 7	Mississippi State	61-68	Lost	(H)
Jan. 10	Marshall	57-58	Lost	(A)
Jan. 13	Alabama	54-74	Lost	(A)
Jan. 16	Illinois State	78-84	Lost	(A)
Jan. 18	Belmont College	79-75	Won	(H)
Jan. 23	Florida	64-68	Lost	(A)
Jan. 28	Vanderbilt	68-83	Lost	(A)
Jan. 30	Tennessee State	88-70	Won	(A)
Feb. 2	Ole Miss	67-75	Lost	(H)
Feb. 5	Alabama-Birmingham	76-69	Won	(H)
Feb. 7	Georgia	70-86	Lost	(A)
Feb. 10	Dayton	58-68	Lost	(A)
Feb. 14	Auburn	57-93	Lost	(A)
Feb. 18	Tennessee	75-99	Lost	(H)
Feb. 23	LSU	74-88	Lost	(H)
Feb. 25	Middle Tennessee	76-68	Won	(H)
Feb. 29	Virginia Tech	80-79	Won	(H)
March 4	Vanderbilt**	75-67	Won	(N)
March 5	Tennessee**	66-100	Lost	(N)

* Lady Kat Invitational (Lexington, Ky.)

** SEC Tournament (Albany, Ga.)

TERRY HALL

Overall Record: 138-66 (1980-87)

1986-87

Coach: Terry Hall

Record: 17-11 (3-6 SEC)

Captains: Sandy Harding, Debbie Miller and Melanie Warren

Nov. 28	Bowling Green State *	74-62	Won	(H)
Nov. 29	Illinois State *	78-70	Won	(H)
Dec. 3	Indiana	63-61	Won	(A)
Dec. 6	Miami (Fla.)	71-55	Won	(A)
Dec. 9	Eastern Kentucky	88-56	Won	(A)
Dec. 12	Ohio State	71-76	Lost	(H)
Dec. 14	Illinois	76-78	Lost	(H)
Dec. 20	Middle Tennessee State	79-68	Won	(A)
Dec. 29	Howard **	65-62	Won	(N)
Dec. 30	Duke **	63-68	Lost	(N)
Jan. 3	Louisiana Tech	63-64	Lost	(H)
Jan. 7	Morehead State	73-57	Won	(A)
Jan. 11	Tennessee	64-76	Lost	(A)
Jan. 15	Tennessee State	91-65	Won	(H)
Jan. 17	LSU	73-83	Lost	(A)
Jan. 21	Vanderbilt	74-71	Won	(H)
Jan. 23	Old Dominion	85-70	Won	(H)
Jan. 28	Ole Miss	64-72	Lost	(A)
Jan. 30	Mississippi State	61-81	Lost	(A)
Feb. 3	Auburn	53-72	Lost	(H)
Feb. 7	Alabama	89-80	Won	(H)
Feb. 14	Florida	83-76	Won	(H)
Feb. 18	Cincinnati	86-56	Won	(A)
Feb. 21	Louisville	70-48	Won	(A)
Feb. 24	Dayton	73-57	Won	(H)
Feb. 27	Georgia	64-73	Lost	(H)
March 4	Florida ***	75-53	Won	(N)
March 5	Georgia ***	64-67	Lost	(N)

* Lady Kat Invitational (Lexington, Ky.)

** St. John's Christmas Tournament (Jamaica, N.Y.)

*** SEC Tournament (Albany, Ga.)

1985-86

Coach: Terry Hall

Record: 18-11 (4-5 SEC)

Captains: Leslie Nichols, Karen Mosley and Shelly Miller

Nov. 22	Marshall	102-73	Won	(A)
Nov. 29	Cleveland State *	101-63	Won	(H)
Nov. 30	Middle Tennessee *	85-77	Won	(H)
Dec. 2	Morehead State	73-58	Won	(H)
Dec. 4	Southern Illinois	66-62	Won	(H)
Dec. 7	Illinois	74-78	Lost	(A)
Dec. 13	Indiana	60-68	Lost	(H)
Dec. 22	Western Michigan	84-60	Won	(H)
Dec. 30	Ohio State	70-66	Won	(A)
Jan. 2	Tennessee Tech	65-69 (OT)	Lost	(A)
Jan. 5	Eastern Kentucky	97-55	Won	(H)
Jan. 8	Ole Miss !	69-72	Lost	(H)
Jan. 10	Old Dominion	69-74	Lost	(A)
Jan. 14	Dayton	84-64	Won	(A)
Jan. 18	Florida	66-68	Lost	(A)
Jan. 21	Cincinnati	80-67	Won	(H)
Jan. 24	Tennessee	96-82	Won	(H)
Jan. 28	LSU	63-76	Lost	(H)
Jan. 31	Charleston	111-64	Won	(H)
Feb. 2	Auburn	91-90 (2OT)	Won	(A)
Feb. 5	Vanderbilt	79-70	Won	(A)
Feb. 8	Miami (Fla.)	108-53	Won	(H)
Feb. 12	Alabama	75-76	Lost	(A)
Feb. 14	Louisville	87-77	Won	(H)
Feb. 16	Mississippi State	66-54	Won	(H)
Feb. 23	Georgia	67-113	Lost	(A)
Feb. 26	Detroit	99-71	Won	(H)
March 1	LSU **	66-77	Lost	(N)
March 12	Drake ***	70-73	Lost	(A)

*Lady Kat Dial Classic (Lexington, Ky.)

**SEC Tournament (Athens, Ga.)

***NCAA Tournament (Midwest Region - Des Moines, Iowa)

! - Played in Rupp Arena

1984-85

Coach: Terry Hall

Record: 16-12 (3-5 SEC)

Captains: Leslie Nichols and Diane Stephens

Nov. 20	Cincinnati	67-56	Won	(H)
Nov. 24	Morehead State *	77-66	Won	(H)
Nov. 25	West Virginia *	70-63	Won	(H)
Nov. 27	Ohio State !	74-61	Won	(H)
Nov. 29	Miami (Ohio)	76-60	Won	(A)
Dec. 1	South Carolina	75-63	Won	(H)
Dec. 7	Indiana	64-65	Lost	(A)
Dec. 11	National College	83-46	Won	(A)
Dec. 21	Illinois	77-60	Won	(H)
Dec. 28	N.C. State **	78-69	Won	(A)
Dec. 29	#1 Old Dominion **	59-66	Lost	(N)
Jan. 5	Vanderbilt	58-57	Won	(A)
Jan. 9	Dayton	69-61	Won	(H)
Jan. 13	#1 Old Dominion	63-64	Lost	(H)
Jan. 15	Detroit-Mercy	76-59	Won	(H)
Jan. 19	Louisville	63-67	Lost	(A)
Jan. 23	Tennessee	76-72 (OT)	Won	(A)
Jan. 26	Florida	64-69	Lost	(A)
Jan. 29	Georgia	61-57	Won	(H)
Feb. 1	New Orleans	81-86	Lost	(A)
Feb. 3	Ole Miss	56-82	Lost	(A)
Feb. 6	Tennessee Tech	87-75	Won	(H)
Feb. 8	Marshall	95-80	Won	(H)
Feb. 13	Tennessee	66-77	Lost	(H)
Feb. 15	Florida	54-57	Lost	(H)

Feb. 17	Georgia	65-87	Lost	(A)
Feb. 20	Vanderbilt	73-78	Lost	(H)
Feb. 23	Mississippi State ***	55-58	Lost	(H)

* Lady Kat Dial Classic (Lexington, Ky.)

** C.Q. Data Systems Tournament at N.C. State (Raleigh, N.C.)

*** SEC Tournament (Campus Sites - Lexington, Ky.)

! - Played in Rupp Arena

1983-84

Coach: Terry Hall

Record: 15-13 (2-6 SEC)

Captains: Lisa Collins and Lynnette Lewis

Nov. 22	Cincinnati	77-84	Lost	(A)
Nov. 26	Eastern Kentucky *	77-67	Won	(H)
Nov. 27	Valdosta State *	89-69	Won	(H)
Dec. 2	Ohio State	73-68	Won	(A)
Dec. 6	Indiana	58-54	Won	(H)
Dec. 10	South Carolina	77-69	Won	(A)
Dec. 20	Alabama	49-78	Lost	(H)
Dec. 22	Florida	64-68	Lost	(H)
Dec. 28	Detroit-Mercy	107-102 (2OT)	Won	(A)
Jan. 4	Nebraska	86-90	Lost	(H)
Jan. 7	Georgia	68-69	Lost	(H)
Jan. 9	Middle Tennessee	68-74	Lost	(H)
Jan. 17	Rutgers	74-45	Won	(H)
Jan. 20	Dayton	77-59	Won	(H)
Jan. 22	Vanderbilt	74-77	Lost	(A)
Jan. 25	Tennessee	63-75	Lost	(H)
Jan. 28	Old Dominion	72-81	Lost	(A)
Jan. 30	New Orleans	85-68	Won	(H)
Feb. 1	Ole Miss	69-59	Won	(H)
Feb. 3	Florida	76-61	Won	(A)
Feb. 5	Georgia	61-87	Lost	(A)
Feb. 12	Tennessee	65-67	Lost	(A)
Feb. 15	DePaul	77-63	Won	(H)
Feb. 18	Auburn	63-83	Lost	(A)
Feb. 20	Vanderbilt	89-70	Won	(H)
Feb. 22	National College	109-46	Won	(H)
Feb. 25	Louisville	94-83	Won	(H)
March 3	LSU **	81-91	Lost	(N)

* Lady Kat Dial Classic (Lexington, Ky.)

** SEC Tournament (Athens, Ga.)

Japan

Summer 1983 • 5-1

W, 61-58 vs. Japan National (Tokyo)
W, 59-51 vs. Japan National (Kyoto)
W, 70-54 vs. Japan National (Nagoya)
W, 76-75 (OT) vs. Japan National (Kobe)
W, 58-53 vs. Japan National (Shizouka)
L, 59-66 vs. Japan National (Yokohama)

1982-83

Coach: Terry Hall

Record: 23-5 (6-2 SEC)

Captains: Valerie Still, Patty Jo Hedges and Lea Wise

Nov. 27	Cincinnati	84-76	Won	(H)
Dec. 2	Ohio State	73-60	Won	(H)
Dec. 5	Miami (Ohio)	90-61	Won	(H)
Dec. 8	Indiana	85-72	Won	(A)
Dec. 11	East Tennessee	97-52	Won	(H)
Dec. 19	Charleston	106-81	Won	(H)
Dec. 21	Florida	71-66	Won	(H)
Jan. 3	Memphis State	71-75	Lost	(A)
Jan. 6	Middle Tennessee	73-68	Won	(H)
Jan. 10	Tennessee Tech	102-67	Won	(H)
Jan. 14	South Florida *	93-65	Won	(H)





ALL-TIME RESULTS

Jan. 15	Arkansas *	77-43	Won	(H)
Jan. 18	Alabama	104-77	Won	(A)
Jan. 20	Louisville	79-66	Won	(A)
Jan. 23	Vanderbilt	106-85	Won	(A)
Jan. 26	DePaul	72-48	Won	(A)
Jan. 30	Georgia	66-59 (OT)	Won	(H)
Feb. 2	South Carolina	89-77	Won	(H)
Feb. 5	Old Dominion	80-66	Won	(H)
Feb. 9	Tennessee	85-95	Lost	(H)
Feb. 12	Vanderbilt	80-71	Won	(H)
Feb. 16	Rutgers	89-80	Won	(A)
Feb. 18	Auburn	77-55	Won	(H)
Feb. 20	Georgia	81-99	Lost	(A)
Feb. 22	Florida	78-68	Won	(A)
Feb. 27	Tennessee	81-69	Won	(A)
March 3	Auburn **	70-85	Lost	(N)
March 18	Indiana ***	76-87	Lost	(N)

* Lady Kat Invitational (Lexington, Ky.)

** SEC Tournament (Knoxville, Tenn.)

*** NCAA Tournament First Round
(Midwest Region - Lexington, Ky.)

Japan

July 1982 • 5-1

- W, 76-63 vs. Unitika (Tokyo)
- W, 66-54 vs. Chanson (Nagoya)
- W, 71-47 vs. Japan National B Team (Kobe)
- W, 74-53 vs. Japan National A Team (Hammamatsu)
- L, 62-70 vs. Kyodo Oil (Funabashi)
- W, 77-59 vs. Japan National A Team (Odawara)

1981-82

SEC Champions

Coach: Terry Hall

Record: 24-8

Captains: Patty Jo Hedges and Tayna Fogle

Nov. 30	UT-Chattanooga	82-51	Won	(H)
Dec. 4	N.C. State *	67-77	Lost	(N)
Dec. 5	Seton Hall *	90-62	Won	(A)
Dec. 8	Indiana !	83-68	Won	(H)
Dec. 10	Vanderbilt	84-61	Won	(H)
Dec. 12	Ohio State	69-75	Lost	(A)
Dec. 21	UCLA	83-72	Won	(H)
Dec. 31	Florida	97-61	Won	(H)
Jan. 3	Georgia	62-59	Won	(H)
Jan. 5	East Carolina	78-67	Won	(H)
Jan. 7	Indiana State	87-43	Won	(H)
Jan. 9	Tennessee Tech	72-55	Won	(A)
Jan. 15	Cincinnati **	79-66	Won	(H)
Jan. 16	Southern Illinois **	74-56	Won	(H)
Jan. 20	Old Dominion	68-91	Lost	(A)
Jan. 23	Michigan	98-71	Won	(H)
Jan. 26	Vanderbilt	86-76	Won	(A)
Jan. 28	Tennessee	76-81	Lost	(A)
Jan. 31	Memphis State	69-70	Lost	(H)
Feb. 4	Georgia State	86-65	Won	(A)
Feb. 6	Georgia	77-76	Won	(A)
Feb. 9	National College	94-65	Won	(H)
Feb. 13	South Carolina	81-91	Lost	(A)
Feb. 18	Tennessee	61-65	Lost	(H)
Feb. 20	Florida	89-87	Won	(A)
Feb. 23	Louisville	84-80	Won	(H)
Feb. 26	Alabama ***	82-76	Won	(H)
Feb. 27	LSU ***	85-71	Won	(H)
Feb. 28	Tennessee ***	80-74	Won	(H)
March 14	Illinois ****	88-80	Won	(H)
March 18	South Carolina *****	73-69	Won	(N)

March 20	Louisiana Tech *****	60-82	Lost	(A)
* Detroit Classic Tournament (Detroit, Mich.) - Calihan Hall				
** Lady Kat Invitational (Lexington, Ky.)				
*** SEC Tournament (Lexington, Ky.)				
**** NCAA First Round (Lexington, Ky.)				
***** NCAA Midwest Regionals (Ruston, La.)				
! - Played in Rupp Arena				

1980-81

Coach: Terry Hall

Record: 25-6

Captains: Liz Lukschu, Maria Donhoff and Valerie Still

Dec. 1	Charleston	94-57	Won	(H)
Dec. 4	Cincinnati	76-66	Won	(H)
Dec. 6	Indiana	93-62	Won	(A)
Dec. 10	Murray State	72-63	Won	(A)
Dec. 13	Carson-Newman !	93-54	Won	(H)
Jan. 1	Morehead State	84-64	Won	(H)
Jan. 3	Murray State	81-54	Won	(H)
Jan. 6	Northern Kentucky	82-69	Won	(H)
Jan. 8	Louisville	88-66	Won	(A)
Jan. 11	Rutgers	67-69 (OT)	Lost	(A)
Jan. 13	Western Kentucky	77-70	Won	(A)
Jan. 16	James Madison *	72-54	Won	(H)
Jan. 17	Indiana State *	93-80	Won	(H)
Jan. 22	UT-Chattanooga	88-64	Won	(H)
Jan. 24	South Carolina	70-65 (OT)	Won	(H)
Jan. 27	Eastern Kentucky	79-62	Won	(A)
Jan. 30	Mississippi State **	106-82	Won	(N)
Jan. 31	Auburn **	66-70	Lost	(N)
Feb. 1	Georgia **	62-73	Lost	(N)
Feb. 3	Eastern Kentucky	74-60	Won	(H)
Feb. 6	Tennessee	65-81	Lost	(A)
Feb. 10	Northern Kentucky	88-75	Won	(A)
Feb. 14	Louisville	83-59	Won	(H)
Feb. 16	Western Kentucky	95-72	Won	(H)
Feb. 21	Morehead State	66-51	Won	(A)
March 2	Marshall	100-60	Won	(H)
March 10	N.C. State ***	75-74 (OT)	Won	(H)
March 13	Tennessee ***	49-58	Lost	(N)
March 14	South Carolina ***	87-69	Won	(N)
March 18	Syracuse ****	87-63	Won	(H)
March 21	Maryland ****	82-83	Lost	(A)

* Lady Kat Invitational (Lexington, Ky.)

** SEC Tournament (Baton Rouge, La.)

*** AIAW Region II Tournament **** AIAW Championships

! - Played in Rupp Arena

DEBBIE YOW

Overall Record: 79-40 (1976-80)

1979-80

Coach: Debbie Yow

Record: 24-5

Captains: Team

Dec. 1	Cincinnati	81-45	Won	(A)
Dec. 8	Carson-Newman !	96-58	Won	(H)
Dec. 11	Louisville	76-57	Won	(A)
Dec. 15	Indiana !	102-52	Won	(H)
Dec. 17	Eastern Kentucky	100-77	Won	(H)
Jan. 3	South Carolina	61-84	Lost	(A)
Jan. 5	South Carolina State	87-72	Won	(A)
Jan. 9	Northern Kentucky	79-63	Won	(A)
Jan. 12	Rutgers !	97-78	Won	(H)
Jan. 14	Western Kentucky	99-43	Won	(H)
Jan. 18	Georgia *	82-61	Won	(H)
Jan. 19	Mississippi State *	86-68	Won	(H)

Jan. 22	Morehead State	86-67	Won	(H)
Jan. 27	Ohio State	90-59	Won	(H)
Jan. 29	Eastern Kentucky	92-60	Won	(H)
Jan. 31	Murray State	95-59	Won	(H)
Feb. 2	Tennessee	83-91 (OT)	Lost	(H)
Feb. 8	Alabama **	77-69	Won	(N)
Feb. 9	Ole Miss **	62-79	Lost	(N)
Feb. 10	Auburn **	88-59	Won	(N)
Feb. 12	Northern Kentucky	62-61	Won	(H)
Feb. 16	Louisville	83-64	Won	(H)
Feb. 20	Morehead State	90-79	Won	(A)
Feb. 23	Western Kentucky	82-64	Won	(A)
Feb. 25	Murray State	76-67	Won	(A)
Feb. 29	Louisville ***	85-54	Won	(H)
March 1	Morehead State ***	80-61	Won	(H)
March 6	N.C. State ****	63-71	Lost	(A)
March 12	Oregon ****	81-86	Lost	(A)

* Lady Kat Invitational Tournament (1st) (Lexington, Ky.)

** SEC Championship (Knoxville, Tenn.)

*** KWIC State Championship (1st) (Lexington, Ky.)

**** AIAW National Championship

! - Played in Rupp Arena

1978-79

Coach: Debbie Yow

Record: 13-16

Captains: Linda Edelman, Debbie Mack and Debra Oden

Nov. 17	Middle Tennessee *	87-90	Lost	(A)
Nov. 18	Miss. U. for Women	76-81 (OT)	Lost	(N)
Nov. 28	Cincinnati	94-47	Won	(H)
Dec. 2	Ohio State	70-59	Won	(A)
Dec. 6	Murray State	86-68	Won	(A)
Dec. 11	Morehead State	76-83	Lost	(H)
Dec. 15	Florida ***	80-69	Won	(H)
Dec. 16	Dayton ***	65-72	Lost	(H)
Dec. 19	Northern	53-71	Lost	(H)
Jan. 5	Eastern Kentucky	73-52	Won	(H)
Jan. 8	Louisville	49-51	Lost	(A)
Jan. 10	South Carolina	41-66	Lost	(H)
Jan. 13	Alabama	70-83	Lost	(A)
Jan. 15	Mississippi State	52-67	Lost	(A)
Jan. 20	Tennessee	66-64	Won	(H)
Jan. 22	Eastern Kentucky	76-54	Won	(A)
Jan. 24	Western Kentucky	66-67	Lost	(H)
Jan. 28	Old Dominion	65-81	Lost	(H)
Jan. 30	Northern Kentucky	72-71	Won	(A)
Feb. 3	Murray State	82-72	Won	(H)
Feb. 6	Louisville	67-68	Lost	(H)
Feb. 10	Detroit !	80-61	Won	(H)
Feb. 13	Indiana	59-53	Won	(A)
Feb. 17	Tennessee	51-89	Lost	(A)
Feb. 21	Western Kentucky	62-58 (OT)	Won	(A)
Feb. 24	Morehead State	69-86	Lost	(A)
March 1	Murray State ****	82-59	Won	(N)
March 2	Northern Kentucky ****	69-71	Lost	(N)
March 3	Louisville ****	65-61	Lost	(N)

* Middle Tennessee State Tournament

*** Lady Kat Invitational Tournament (Lexington, Ky.)

**** Kentucky Women's Intercollegiate Conference
State Tournament (Bowling Green, Ky.)

! - Played in Rupp Arena

1977-78

Coach: Debbie Yow

Record: 23-12

Captain: Pam Browning

Nov. 17	Memphis State *	101-94	Won	(N)
Nov. 18	Miss. U. for Women *	78-75	Won	(N)



ALL-TIME RESULTS

Nov. 19	Middle Tennessee	82-80	Won	(A)
Nov. 29	Northern Kentucky	83-65	Won	(A)
Nov. 30	Ohio State	58-70	Lost	(H)
Dec. 3	Eastern Kentucky	79-73	Won	(A)
Dec. 5	Tennessee Tech	69-89	Lost	(A)
Dec. 13	Murray State	102-64	Won	(H)
Dec. 17	Morehead State	72-73	Lost	(A)
Dec. 19	Louisville	94-88 (OT)	Won	(A)
Dec. 21	Dayton	98-64	Won	(H)
Jan. 6	#7 UCLA **	72-97	Lost	(N)
Jan. 7	North Carolina **	65-73	Lost	(N)
Jan. 11	Louisville	85-72	Won	(H)
Jan. 15	#17 Immaculata	74-64	Won	(H)
Jan. 19	Alabama ***	62-66 (OT)	Lost	(H)
Jan. 20	Indiana ***	73-34	Won	(H)
Jan. 25	Eastern Kentucky	85-73	Won	(H)
Jan. 28	#3 Tennessee	90-92 (2OT)	Lost	(H)
Jan. 30	Western Kentucky	82-84	Lost	(A)
Feb. 1	Marshall	93-43	Won	(H)
Feb. 8	Western Kentucky	73-52	Won	(H)
Feb. 11	Northern Kentucky	79-72	Won	(H)
Feb. 16	Murray State	79-58	Won	(A)
Feb. 21	Tennessee Tech	81-72	Won	(H)
Feb. 23	Morehead State	75-68	Won	(H)
Feb. 25	Tennessee	66-69	Lost	(A)
March 3	Morehead State ****	84-76	Won	(H)
March 5	Western Kentucky ****	61-49	Won	(H)
March 9	East Carolina *****	81-65	Won	(N)
March 10	Tennessee *****	60-76	Lost	(N)
March 11	Old Dominion *****	66-82	Lost	(N)
March 16	Kansas \$	92-87 (2OT)	Won	(N)
March 17	Texas \$	60-75	Lost	(N)
March 18	Cal St. Lg Bch \$	79-69	Won	(N)

* MTSU Tournament

** at N.C. State

*** LKIT

**** State

***** AIAW Region II (Chapel Hill, S.C.) \$NWIT (Amarillo, Texas)

1976-77

Coach: Debbie Yow

Record: 19-7

Captains: Ceal Barry and Pam Browning

Nov. 13	Tennessee	53-107	Lost	(A)
Nov. 22	Belmont	76-65	Won	(A)
Nov. 29	Northern Kentucky !	60-58	Won	(H)
Dec. 1	Morris Harvey	78-70	Won	(A)
Dec. 4	#2 Tennessee Tech	72-70	Won	(H)
Dec. 6	#18 Indiana	58-57	Won	(A)
Dec. 8	Marshall	65-58	Won	(A)
Dec. 17	Belhaven *	56-74	Lost	(N)
Dec. 17	Indiana *	57-46	Won	(N)
Dec. 18	Pittsburgh *	74-67	Won	(N)
Dec. 18	Central Missouri *	74-67	Won	(N)
Jan. 7	Tennessee	57-82	Lost	(H)
Jan. 15	Dayton	69-66	Won	(A)
Jan. 21	UT-Chattanooga **	75-58	Won	(N)
Jan. 22	UT-Martin **	63-56	Won	(N)
Jan. 22	Tennessee Tech **	69-92	Lost	(A)
Jan. 25	Morehead State	76-68	Won	(A)
Jan. 29	Louisville	45-60	Lost	(A)
Feb. 11	Western Kentucky	76-66	Won	(H)
Feb. 14	Northern Kentucky	83-89	Lost	(H)
Feb. 21	Mt. St. Joe	85-64	Won	(H)
Feb. 22	Morehead State	84-73	Won	(H)
Feb. 24	Louisville	92-73	Won	(H)
March 3	Louisville ***	85-61	Won	(H)
March 4	Western Kentucky ****	63-71	Lost	(H)

March 5	Eastern Kentucky ***	91-79	Won	(H)
---------	----------------------	-------	-----	-----

*Miss. College for Women Invitational (Columbus, Miss.)
 **Tennessee Tech Tournament (Cookeville, Tenn.)
 ***Kentucky Women's Intercollegiate Conference Tournament
 ! Played at Rupp Arena

SUE FEAMSTER

Overall Record: 64-39 (1971-76)

1975-76

Coach: Sue Feamster

Record: 13-12

Captains: Team

Dec. 6	Tennessee Tech	71-79	Lost	(A)
Dec. 10	Marshall	57-56	Won	(H)
Dec. 13	W. Va. AAU	50-40	Won	(H)
Dec. 15	Louisville	75-37	Won	(A)
Dec. 16	Northern Kentucky	55-56	Lost	(A)
Dec. 18	Florida Gulf Coast *	79-77 (2OT)	Won	(N)
Dec. 19	Delta State *	40-89	Lost	(N)
Dec. 19	Anderson College *	71-81	Lost	(N)
Dec. 20	Ohio State	60-56	Won	(A)
Jan. 12	Edinboro	72-78	Lost	(H)
Jan. 16	Western Kentucky	39-74	Lost	(A)
Jan. 17	Morehead State	104-63	Won	(H)
Jan. 23	Tennessee **	67-70	Lost	(N)
Jan. 24	Austin Peay **	76-61	Won	(N)
Jan. 30	Dayton	63-49	Won	(H)
Jan. 31	Mt. St. Joe	53-50	Won	(A)
Feb. 2	Morehead	75-60	Won	(A)
Feb. 6	Bellarmine ***	72-52	Won	(A)
Feb. 7	Eastern Kentucky ***	54-70	Lost	(A)
Feb. 14	Eastern Kentucky	51-76	Lost	(H)
Feb. 16	Ohio State	50-70	Lost	(A)
Feb. 21	Belmont	60-75	Lost	(H)
Feb. 26	Louisville AAU	64-35	Won	(H)
March 3	Louisville ****	75-59	Won	(H)
March 4	Western Kentucky ****	69-71	Lost	(H)

*Christmas Tournament (Miss. University for Women;

Columbus, Miss.)

**Tennessee Tech Tournament

***Louisville Classic

****Kentucky Women's Intercollegiate Conf. Tourn.

1974-75

Coach: Sue Feamster

Record: 16-9

Dec. 3	Lexington Merchants	71-25	W
Dec. 6	AAU Pavers	78-41	W
Dec. 9	AAU Presby. Church	40-42	L
Dec. 13	AAU Pavers	61-39	W
Jan. 10	Bellarmine	83-32	W
Jan. 11	Louisville	57-40	W
Jan. 14	Northern	68-56	W
Jan. 18	Dayton	52-46	W (A)
Jan. 22	Tennessee Tech	Forfeit	W
Jan. 24	Indiana	57-88	L
Jan. 29	Eastern Kentucky	54-63	L
Jan. 31	Mt. Saint Joseph	72-39	W
Feb. 1	Australian National	40-119	L
Feb. 2	Ohio State	66-77	L
Feb. 5	Marshall	62-45	W
Feb. 10	Morehead State	58-41	W
Feb. 11	Eastern Kentucky	54-74	L
Feb. 14	Middle Tennessee	53-52	W
Feb. 15	Miss. St. Co. for Women	42-80	L
Feb. 24	UT-Chattanooga	67-59	W
Feb. 28	Morehead State *	71-40	W

Feb. 29	Murray State *	47-45	W
Feb. 29	Eastern Kentucky	49-62	L
March 5	Union #	80-66	W
March 5	Tennessee Tech #	68-84	L

*KWIC State
 # Regional II



RECORD VS. MAJOR CONFERENCES

American Conference

- Central Florida2-0
- Cincinnati19-6
- East Carolina3-0
- Houston0-2
- Memphis3-4
- South Florida3-0
- Southern Methodist ...n/a
- Temple1-1
- Tulanen/a
- Tulsan/a
- Wichita State2-0
- Total33-13**

America East

- Albany1-0
- Binghamtonn/a
- Bryantn/a
- Maine1-0
- UMASS Lowelln/a
- UMBCn/a
- New Hampshire1-0
- NJITn/a
- Vermontn/a
- Total3-0**

Atlantic 10

- Davidsonn/a
- Dayton13-4
- Duquesne2-0
- Fordhamn/a
- George Masonn/a
- George Washington1-2
- La Salle1-0
- Loyola Chicagon/a
- Rhode Island1-0
- Richmondn/a
- St. Bonaventuren/a
- St. Joseph'sn/a
- Saint Louisn/a
- Massachusetts2-0
- VCU1-1
- Total21-7**

Atlantic Coast

- Boston Collegen/a
- Clemson0-1
- Duke2-6
- Florida State1-0
- Georgia Techn/a
- Louisville34-23
- Miami6-2
- North Carolina1-5
- NC State2-4
- Notre Dame1-1
- Pitt1-0
- Syracuse3-0
- Virginia2-0
- Virginia Tech1-1
- Wake Forest1-1
- Total55-44**

Atlantic Sun

- Austin Peay6-0
- Bellarmine3-0
- Central Arkansasn/a
- Eastern Kentucky22-6
- Florida Gulf Coast1-1
- Jacksonvillen/a
- Jacksonville State1-0
- Kennesaw Staten/a
- Liberty2-1
- Lipscomb2-0
- North Alabama1-0
- North Floridan/a
- Queens (N.C.)n/a
- Stetson3-0
- Total41-8**

Big 12

- Baylor2-3
- Iowa Staten/a
- Kansas2-1
- Kansas State1-0
- Oklahoma3-1
- Oklahoma State0-1
- Texas0-2
- Texas Christiann/a
- Texas Techn/a
- West Virginia3-1
- Total11-9**

Big East

- Butler4-0
- UCONN1-4
- Creightonn/a
- DePaul4-2
- Georgetown2-0
- Marquette2-1
- Providencen/a
- Saint John's1-0
- Seton Hall2-1
- Villanova1-0
- Xavier1-6
- Total20-14**

Big Sky

- Eastern Washingtonn/a
- Idahon/a
- Idaho State1-0
- Montana1-0
- Montana Staten/a
- Northern Arizonan/a
- Northern Coloradon/a
- Portland Staten/a
- Sacramento State1-0
- Weber Staten/a
- Total3-0**

Big South

- Campbelln/a
- Charleston Southern ...1-0
- Gardner-Webb1-0
- High Point3-0
- Longwood1-0
- Presbyterian1-0
- Radford2-0
- UNC Asheville3-0
- USC Upstate3-0
- Winthrop3-0
- Total18-0**

Big Ten

- Illinois2-4
- Indiana14-13
- Iowa0-2
- Maryland0-1
- Michigan1-3
- Michigan State2-3
- Minnesota0-1
- Nebraska2-2
- Northwestern2-1
- Ohio State9-14
- Penn Staten/a
- Purdue0-2
- Rutgers3-2
- Wisconsin0-2
- Total35-50**

Big West

- Cal Polyn/a
- CSU Fullertonn/a
- CSU Bakersfieldn/a
- CSUN1-0
- Hawaii1-1
- Long Beach State1-0
- UC Davisn/a
- UC Irvinen/a
- UC Riversiden/a

- UC San Diego0-0
- UC Santa Barbara3-0
- Total6-1**

Colonial Athletic

- Charleston3-0
- Delaware1-1
- Drexeln/a
- Elonn/a
- Hampton1-0
- Hofstra1-0
- Monmouthn/a
- NC A&T2-0
- Northeastern2-0
- Stony Brookn/a
- Towsonn/a
- UNC Wilmingtonn/a
- William & Mary1-0
- Total11-1**

Conference USA

- Charlotte1-1
- Florida Atlantic2-0
- Florida International ...2-0
- Louisiana Tech0-3
- Middle Tennessee17-5
- North Texasn/a
- Rice1-0
- UAB4-0
- UTEPn/a
- UTSAn/a
- Western Kentucky ...15-14
- Total42-23**

Horizon League

- Cleveland State1-0
- Detroit8-0
- Green Bay1-0
- IUPUI3-0
- Northern Kentucky12-4
- Oakland1-0
- Purdue-FWn/a
- Robert Morrisn/a
- Wisconsin-Milwaukee ...n/a
- Wright State1-0
- Youngstownn/a
- Total27-4**

Ivy League

- Brownn/a
- Columbian/a
- Cornelln/a
- Dartmouthn/a
- Harvardn/a
- Pennn/a
- Princeton1-1
- Yale1-0
- Total2-1**

Metro Atlantic Athletic

- Canisiusn/a
- Fairfieldn/a
- Ionan/a
- Manhattann/a
- Marist3-0
- Mount St. Mary's1-0
- Niagaran/a
- Quinnipiacn/a
- Ridern/a
- Saint Peter'sn/a
- Sienan/a
- Total4-0**

Mid-American

- Akronn/a
- Ball State1-0
- Bowling Green2-0
- Buffalon/a
- Central Michigan2-0
- Eastern Michigan2-0

- Kent State2-0
- Miami (OH)16-2
- Northern Illinoisn/a
- Ohio2-1
- Toledo2-1
- Western Michigan2-0
- Total31-4**

Mid-Eastern Athletic

- Coppin Staten/a
- Delaware State1-0
- Howard1-0
- Md.-Eastern Shoren/a
- Morgan Staten/a
- Norfolk Staten/a
- North Carolina Central...n/a
- South Carolina State ...1-0
- Total3-0**

Missouri Valley

- Belmont5-1
- Bradley3-0
- Drake0-1
- Evansville1-2
- Illinois State1-1
- Indiana State3-0
- Missouri State0-0
- Murray State15-0
- Northern Iowa0-0
- Southern Illinois4-0
- Valparaison/a
- Total32-5**

Mountain West

- Air Forcen/a
- Boise Staten/a
- Colorado Staten/a
- Fresno Staten/a
- Nevadan/a
- New Mexico1-0
- San Diego Staten/a
- San Jose Staten/a
- UNLVn/a
- Utah Staten/a
- Wyomingn/a
- Total1-0**

Northeast

- Central Connecticutn/a
- Fairleigh Dickinsonn/a
- LIU Brooklyn2-0
- Merrimack1-0
- Sacred Heart1-0
- St. Francis (Pa.)1-0
- St. Francis (N.Y.)n/a
- Stonehilln/a
- Wagner1-0
- Total6-0**

Ohio Valley

- Eastern Illinois2-0
- Lindenwoodn/a
- Little Rockn/a
- Morehead State32-4
- SEMOn/a
- SIU Edwardsvillen/a
- Southern Indiana1-0
- Tennessee State6-0
- Tennessee Tech9-6
- Tennessee-Martin5-0
- Total55-10**

Pacific 12

- Arizonan/a
- Arizona State1-1
- California1-1
- Colorado1-1
- Oregon0-1
- Oregon State1-0
- Southern Caln/a

- Stanfordn/a
- UCLA2-4
- Utahn/a
- Washington0-2
- Washington State3-0
- Total9-10**

Patriot League

- American1-0
- Armyn/a
- Boston U.1-0
- Bucknelln/a
- Colgaten/a
- Holy Cross1-0
- Lafayette1-0
- Lehighn/a
- Loyola (Md.)1-0
- Navy1-0
- Total6-0**

Southeastern

- Alabama35-17
- Arkansas26-14
- Auburn27-26
- Florida34-27
- Georgia22-38
- LSU18-35
- Mississippi State31-22
- Missouri10-4
- Ole Miss19-26
- South Carolina35-37
- Tennessee15-57
- Texas A&M5-8
- Vanderbilt27-37
- Total305-342**

Southern

- East Tennessee State ..2-1
- Furman1-0
- Mercern/a
- Samford4-0
- UNC Greensboron/a
- UT Chattanooga9-0
- Western Carolina1-0
- Wofford2-0
- Total19-1**

Southland

- Houston Christiann/a
- Incarnate Wordn/a
- Lamarn/a
- McNeese2-0
- New Orelans1-1
- Nicholls1-0
- Northwestern Staten/a
- Southeastern Lan/a
- Texas A&M Commerce n/a
- Texas A&M CCn/a
- Total5-1**

Southwestern Athletic

- Alabama A&M2-0
- Arkansas Pine-Bluff3-0
- Alabama State2-0
- Alcorn State1-0
- Bethune-Cookmann/a
- Florida A&M2-0
- Grambling State2-0
- Jackson State1-0
- Miss. Valley State3-0
- Prairie View A&Mn/a
- Southern2-0
- Texas Southernn/a
- Total18-0**

Summit League

- Denvern/a
- Kansas Cityn/a
- Nebraska-Omaha1-0
- North Dakotan/a

- North Dakota Staten/a
- Oral Robertsn/a
- South Dakotan/a
- South Dakota State0-1
- St. Thomasn/a
- Western Illinoisn/a
- Total1-1**

Sun Belt

- Appalachian State1-0
- Arkansas Staten/a
- Coastal Carolinan/a
- Georgia Southern1-0
- Georgia State1-0
- James Madison2-1
- Louisiana Lafayetten/a
- Louisiana Monroen/a
- Marshall16-3
- Old Dominion4-8
- South Alabama1-0
- Southern Miss3-0
- UT Arlingtonn/a
- Texas Staten/a
- Troyn/a
- Total29-12**

West Coast

- BYUn/a
- Gonzaga1-0
- Loyola Marymountn/a
- Pacific1-0
- Pepperdine2-0
- Portlandn/a
- Saint Mary's (Calif.)n/a
- San Diegon/a
- San Francisco0-1
- Santa Claran/a
- Total4-1**

Western Athletic

- Abilene Christiann/a
- California Baptistn/a
- Grand Canyonn/a
- New Mexico Staten/a
- Sam Houston St.2-0
- Seattlen/a
- Southern Utah1-0
- Stephen F. Austinn/a
- Tarletonn/a
- UT Arlingtonn/a
- UTRGVn/a
- Utah Techn/a
- Utah Valleyn/a
- Total3-0**

ALL-TIME SERIES RESULTS

2/28/13 90-65 W(A)	Samford 4-0	1/28/07 56-66 L(A)	11/27/10 79-60 W(A)	1/22/90 60-76 L(H)	Tennessee State 6-0
2/13/14 108-78 W(H)	12/21/11 90-61 W(H)	1/24/08 66-62 W(A)	11/19/11 88-7 W(H)	1/12/91 70-80 L(A)	1/15/87 91-65 W(H)
1/4/15 64-58 W(H)	11/27/16 82-57 W(H)	3/2/08 ! 57-65 L(H)		2/8/92 52-77 L(H)	1/30/88 88-70 W(A)
2/23/15 59-67 L(A)	12/8/19 79-49 W(H)	2/5/09 61-47 W(H)	Southern Utah 1-0	3/8/92 80-94 L(N)	12/22/05 105-45 W(H)
1/21/16 65-73 L(A)	12/13/20 88-54 W(H)	3/1/09 70-53 W(A)	1/17/90 98-39 W(H)	2/6/93 61-85 L(A)	12/28/14 87-75 W(H)
1/26/17 89-57 W(H)		1/14/10 71-79 L(A)		2/18/94 89-95 LOT(H)	3/20/15 97-52 W(H)
2/22/18 79-71 W(A)	Sam Houston State 2-0	2/21/10 71-50 W(H)	SW Missouri St. 1-1	2/19/95 41-67 L(A)	12/28/16 81-39 W(H)
1/13/19 49-55 L(H)	11/23/01 100-55 W(N)	1/13/11 66-48 W(H)	12/22/96 64-58 W(H)	3/4/95 62-74 L(N)	
2/20/20 94-52 W(A)	11/25/11 73-52 W(H)	2/10/11 61-66 L(A)	11/21/97 54-74 L(A)	1/14/96 45-60 L(H)	Tennessee Tech 9-6
2/4/21 60-72 L(A)		1/15/12 66-58 W(A)		1/12/97 61-84 L(A)	12/6/7 571-79 L(A)
2/28/21 69-73 L(H)	San Francisco 0-1	2/23/12 53-50 W(H)	Spalding 1-0	1/18/98 65-93 L(H)	1/22/75 Forfeit W(n/a)
1/23/22 ! 63-54 L(H)	11/29/03 67-59 L(A)	1/24/13 50-55 L(A)	*1971 37-30 W	1/17/99 60-98 L(A)	3/5/75 68-84 L(n/a)
Oregon 0-1		2/14/13 78-74 W(H)		1/23/2000 65-71 L(H)	12/4/76 72-70 W(H)
3/12/80 81-86 L(A)	Seton Hall 1-0	1/9/14 59-68 L(A)	Stetson 3-0	1/30/2000 48-77 L(A)	12/5/77 69-89 L(A)
Oregon State 1-0	12/5/81 90-62 W(A)	2/20/14 58-81 L(H)	12/20/89 93-58 W(A)	1/21/01 38-110 L(H)	1/22/77 69-92 L(A)
11/25/04 73-70 W(N)		3/8/14 68-58 W(N)	11/22/05 84-38 W(H)	1/27/01 39-83 L(A)	2/21/78 81-72 W(H)
Pacific 1-0	South Alabama 1-0	1/11/15 60-68 L(A)	11/13/19 67-48 W(H)	2/24/02 64-89 L(A)	1/9/82 72-55 W(A)
11/29/02 77-61 W(N)	12/30/07 66-56 W(A)	3/1/15 67-56 W(H)		3/2/03 69-84 L(H)	1/10/83 102-67 W(H)
Pepperdine 2-0	South Carolina 35-37	1/14/16 62-73 L(H)	St. John's 2-1	1/29/04 72-81 L(H)	2/6/85 87-75 W(H)
1/2/91 73-64 W(A)	at Lexington: UK leads 20-12	2/4/16 68-78 L(A)	12/6/91 83-77 W(N)	1/23/05 49-67 L(A)	1/2/86 65-69 LOT(A)
12/18/12 80-62 W(A)	in Memorial: UK leads 20-10	3/5/16 63-93 L(N)	12/29/91 64-73 L(H)	1/26/06 ! 66-63 W(H)	12/7/87 78-69 W(H)
Pittsburgh 1-0	at Columbia: USC leads 23-10	2/2/17 75-63 L(H)	11/26/94 67-54 W(H)	2/11/07 62-84 L(A)	2/7/89 68-88 L(A)
12/18/76 74-67 W(N)	at Neutral: UK leads 5-2	2/26/17 95-87 L(A)	Syracuse 3-0	1/17/08 40-65 L(H)	12/7/10 77-53 W(H)
	Overall Streak: UK has won one	3/4/17 89-77 L(N)	3/18/81 87-63 W(H)	2/3/08 51-79 L(A)	12/3/17 82-54 W(H)
Presbyterian 1-0	Largest Margin of Victory: +28,	2/18/18 63-81 L(A)	12/21/95 83-63 W(N)	1/8/09 64-69 L(A)	Texas 0-2
11/09/21 81-53 W(H)	UK 93 - USC 65, 2/21/99 (H)	1/31/19 70-74 L(H)	3/24/14 64-59 W(H)	2/19/09 66-56 W(H)	3/17/78 60-75 L(N)
Princeton 1-1	Largest Margin of Defeat: -46,	2/21/19 65-57 W(A)		2/25/10 65-81 L(A)	11/24/07 60-72 L(N)
3/23/19 82-77 W(N)	USC 97 - UK 51, 2/27/03 (A)	1/2/20 99-72 L(A)	Temple 1-1	3/7/10 62-70 L(N)	
3/19/22 69-62 L(N)	1/10/79 41-66 L(H)	2/23/20 67-58 L(A)	11/17/01 64-55 W(H)	2/7/11 67-73 L(H)	Texas A&M 5-7
Purdue 0-2	1/3/80 61-84 L(A)	1/10/21 70-75 L(H)	12/13/03 82-86 LOT(A)	3/6/11 65-90 L(N)	at Lexington: TAMU leads 4-2
12/18/99 40-48 L(N)	1/24/81 70-65 WOT(H)	2/21/21 55-76 L(A)		1/12/12 61-60 W(H)	at College Station: Tied 3-3
12/1/2000 67-87 L(H)	3/14/81 87-69 W(N)	1/9/22 74-54 L(A)	Tennessee 16-57	2/13/12 54-91 L(A)	at Neutral Sites: TAMU leads 1-0
Radford 2-0	2/13/82 81-91 L(A)	2/10/22 50-59 L(H)	at Lexington: UT leads 22-10	3/3/13 78-65 W(H)	Overall streak: TAMU has won two
11/26/88 89-83 W(H)	3/18/82 73-69 W(N)	3/6/22 64-62 W(N)	in Memorial: UT leads 21-8	2/16/14 75-71 W(A)	Largest Margin of Victory: +13,
12/18/16 59-36 W(H)	12/10/83 77-69 W(A)	South Carolina State 1-0	at Knoxville: UT leads 27-4	3/9/14 70-71 L(N)	UK 71 - TAMU 58, 2/28/16 (A)
Rice 1-0	2/2/83 89-77 W(H)	1/5/80 87-72 W(A)	at Neutral Sites: UT leads 8-2	1/29/15 72-73 L(H)	Largest Margin of Defeat: -12,
11/13/15 72-39 W(H)	12/1/84 75-63 W(H)	S. Carolina-Upstate 3-0	Overall Streak: UK has won one	2/15/15 58-72 L(A)	TAMU 81 - UK 69, 2/19/15 (A)
Rhode Island 1-0	12/3/91 75-63 W(A)	11/10/07 74-59 W(H)	Largest Margin of Victory: +14,	3/7/15 64-75 L(H)	1/10/13 65-62 W(H)
12/06/18 75-52 W(H)	12/9/92 76-55 W(H)	11/25/12 100-34 W(H)	UK 96 - UT 82, 1/24/86 (H)	1/25/16 64-63 W(H)	2/18/13 70-66 W(A)
Rutgers 3-2	1/8/94 82-63 W(A)	12/19/21 67-44 W(H)	Largest Margin of Defeat: -72,	1/1/17 72-65 L(H)	3/10/13 67-75 L(N)
1/12/80 ! 97-78 W(H)	3/4/94 83-80 W(N)	South Dakota State 0-1	UT 110 - UK 38, 1/21/01 (H)	12/31/17 ! 49-63 L(H)	2/23/14 83-74 W(A)
1/11/81 67-69 LOT(A)	1/7/95 85-67 W(H)	11/26/04 55-57 L(N)	1/23/76 67-70 L(A)	1/10/19 73-71 W(A)	2/19/15 69-81 L(H)
2/16/83 89-80 W(A)	1/24/96 53-66 L(H)	South Florida 3-0	11/13/76 53-107 L(A)	1/5/20 80-76 W(H)	2/28/16 71-58 W(A)
1/17/84 74-45 W(H)	2/24/96 65-76 L(A)	1/14/83 93-65 W(H)	1/7/77 57-82 L(H)	3/6/20 86-65 W(N)	1/8/17 77-68 L(H)
11/27/04 60-74 L(N)	1/29/97 59-68 L(A)	11/29/14 61-57 W(N)	1/28/78 90-92 L2OT(H)	1/24/21 53-70 L(A)	1/4/18 70-74 L(A)
Sacred Heart 1-0	2/22/97 76-52 W(H)	11/22/18 85-63 W(N)	2/25/78 66-99 L(A)	1/16/22 84-58 L(A)	1/27/19 71-73 L(A)
12/29/18 71-43 W(H)	2/8/98 87-73 W(H)	Southern 2-0	3/10/78 60-76 L(N)	3/5/22 83-74 W(N)	2/28/19 55-62 L(H)
Sacramento State 1-0	2/21/98 65-67 L(A)	12/21/06 70-44 W(H)	1/20/79 66-64 W(H)		1/16/20 76-54 W(H)
11/10/17 101-70 W(H)	2/11/99 78-76 W(A)	11/11/18 91-41 W(H)	2/17/79 51-89 L(A)	UT-Chattanooga 9-0	1/7/21 60-77 L(A)
Saint Francis (Pa.) 1-0	2/10/99 93-65 W(H)	Southern Illinois 4-0	2/2/80 83-91 LOT(H)	2/24/75 67-59 W(n/a)	2/6/22 73-64 LOT(A)
1/2/05 85-73 W(H)	2/13/2000 73-71 W(H)	1/16/82 74-56 W(H)	2/6/81 65-81 L(A)	1/21/77 75-58 W(N)	Texas-Pan American 1-0
	2/20/2000 51-64 L(A)	12/4/85 66-62 W(H)	3/13/81 49-58 L(N)	11/30/81 82-51 W(H)	1/2/07 77-45 W(H)
	2/11/01 62-70 L(A)	11/25/02 79-53 W(H)	1/28/82 76-81 L(A)	1/22/81 88-64 W(H)	Toledo 2-1
	2/18/01 61-59 W(H)	11/25/06 78-59 W(N)	2/18/82 61-65 L(H)	3/20/05 91-54 W(H)	3/24/90 85-76 W(N)
	1/20/02 49-78 L(A)	Southern Indiana 1-0	2/28/82 80-74 W(H)	3/18/06 69-59 W(N)	11/25/95 88-76 W(H)
	2/10/02 73-74 L(H)	11/5/17 87-56 W(H)	2/9/83 85-95 L(H)	3/19/09 81-76 WOT(H)	12/7/96 54-80 L(A)
	2/2/03 46-49 L(H)	Southern Mississippi 3-0	2/27/83 81-69 W(A)	11/22/09 65-55 W(H)	
	2/27/03 51-97 L(A)	12/28/01 59-44 W(N)	1/25/84 63-75 L(H)	12/11/10 79-64 W(A)	Union College 1-0
	1/25/04 75-61 W(A)		2/12/84 65-67 L(A)		3/5/75 80-66 W
	2/26/04 71-54 W(H)		1/23/85 76-72 WOT(A)		UCLA 2-4
	1/30/05 66-50 W(H)		2/13/85 66-77 L(H)		1/6/78 72-97 L(A)
	2/24/05 47-60 L(A)		1/24/86 96-82 W(H)		12/21/81 83-72 W(H)
	1/8/06 72-60 W(H)		1/11/87 64-76 L(A)		12/28/94 65-74 L(A)
	2/9/06 75-71 W(A)		2/18/88 75-99 L(H)		11/29/98 54-64 L(N)
	1/4/07 59-55 W(H)		3/5/88 66-100 L(N)	UT-Martin 5-0	
			1/21/89 57-101 L(A)	1/22/77 63-56 W(N)	
				11/22/98 90-60 W(A)	
				12/28/99 93-55 W(H)	
				12/22/09 87-47 W(H)	
				12/30/10 68-47 W(H)	



ALL-TIME SERIES RESULTS

3/15/99 63-87 L(A)
11/23/18 75-74 WOT(N)

Valdosta State 1-0
11/27/83 89-69 W(H)

Vanderbilt 27-31

at Lexington: UK leads 15-11

at Nashville: VU leads 17-8

at Neutral Sites: UK leads 4-3

Overall Streak: UK has won one

Largest Margin of Victory: +23,
UK 84 - VU 61, 1/10/81 (H)

Largest Margin of Defeat: -34,
VU 84 - UK 50, 1/19/03 (A)

1/10/81 84-61 W(H)
1/26/82 86-76 W(A)
1/23/83 106-85 W(A)
2/12/83 80-71 W(H)
1/22/84 74-77 L(A)
2/20/84 89-70 W(H)
1/5/85 58-57 W(A)
2/20/85 73-78 L(H)
2/5/86 79-70 W(A)
1/21/87 74-71 W(H)
1/28/88 68-83 L(A)
3/4/88 75-67 W(N)
1/6/89 74-68 W(H)
1/7/90 70-79 L(A)
1/20/91 80-63 W(H)
2/12/92 67-93 L(A)
2/23/93 52-65 L(H)
3/6/93 61-68 L(N)
1/12/94 56-83 L(A)
3/5/94 67-72 L(N)
1/26/95 53-82 L(H)
1/11/96 53-58 L(A)
1/8/97 54-65 L(H)
1/7/98 54-64 L(A)
1/7/99 70-69 W(H)
1/13/2000 55-60 LOT(A)
1/11/01 61-91 L(H)
1/10/02 54-71 L(A)
2/21/02 57-73 L(H)
1/19/03 50-84 L(A)
2/9/03 63-85 L(H)
1/08/04 57-65 L(A)
3/4/04 41-60 L(N)
1/27/05 67-73 L(H)
2/23/06 55-72 L(A)
2/1/07 62-63 L(H)
2/14/08 49-66 L(A)
2/8/09 62-72 L(H)
1/10/10 63-53 W(H)
2/14/10 55-68 L(A)
1/23/11 78-68 W(H)
2/20/11 80-71 W(A)
3/5/11 69-56 W(N)
2/20/12 70-61 W(H)
2/10/13 75-53 W(A)
3/8/13 76-65 W(N)
3/2/14 65-63 W(H)
2/8/15 82-68 W(A)
3/5/15 67-61 W(N)
1/28/16 69-71 L(H)
2/14/16 71-55 W(A)
2/5/17 71-63 W(H)

1/15/18 55-70 L(A)
1/03/19 77-55 W(H)
3/1/20 64-70 L(A)
1/17/21 80-73 W(H)
1/27/22 65-57 L(A)
2/17/22 69-65 W(H)

Villanova 1-0
12/30/96 63-54 W(A)

VCU 1-1
1/31/01 57-67 L(H)
12/16/01 66-61 W(A)

Virginia 2-0
11/15/18 ! 63-51 W(H)
11/16/19 50-47 W(A)

Virginia Tech 1-1
2/29/88 80-79 W(H)
2/19/89 66-75 L(A)

Wagner 1-0
11/10/13 96-57 W(A)

Wake Forest 1-1
12/30/04 ! 66-61 W(H)
12/31/05 77-82 L(A)

Washington 0-2
11/30/02 56-88 L(A)
3/25/16 72-85 L(N)

Washington State 3-0
11/10/06 80-51 W(H)
12/21/16 69-67 W(H)
11/19/17 73-68 W(A)

Western Carolina 1-0
12/18/18 99-39 W(H)

Western Kentucky 15-14
*1922-23 19-27 L(A)
*2/7/24 18-8 W(H)
*1973-74 72-44 W(N)
1974-75 77-56 W(H)
1/16/76 39-74 L(A)
3/4/76 69-71 L(H)
2/11/77 76-66 W(H)
3/4/77 63-71 L(H)
1/30/78 82-84 L(A)
2/8/78 73-52 W(H)
3/5/78 61-49 W(H)
1/24/79 66-67 L(H)
2/21/79 62-58 WOT(A)
1/14/80 99-43 W(H)
2/23/80 82-64 W(A)
1/13/81 77-70 W(A)
2/16/81 95-72 W(H)
12/11/87 56-80 L(A)
1/24/89 75-79 L(H)
12/11/91 67-66 W(A)
1/19/93 62-60 W(H)
12/10/93 77-82 LOT(A)
12/11/94 48-64 L(H)
12/5/95 61-81 L(A)
1/14/97 79-73 W(H)

12/8/97 66-64 WOT(A)
12/1/99 75-48 W(H)
12/8/01 79-84 L(A)
12/7/02 83-88 L(H)
12/22/03 76-63 W(A)
11/30/07 ! 74-78 LOT(H)
12/4/08 57-66 L(A)

Western Michigan 2-0
12/22/85 84-60 W(H)
11/23/96 61-44 W(A)

West Virginia AAU 1-0
12/13/75 50-40 W(H)

West Virginia 3-1
11/25/84 70-63 W(H)
12/12/92 73-63 W(N)
3/28/05 75-80 L2OT(H)
12/1/21 83-60 W(H)

Wichita State 2-0
11/29/91 79-58 W(H)
12/20/98 58-51 W(A)

William & Mary 1-0
12/4/07 75-44 W(H)

Winthrop 3-0
1/3/2000 94-39 W(H)
12/11/19 ! 91-36 W(H)
11/21/21 92-47 W(H)

Wisconsin 0-2
3/22/07 61-67 L(A)
3/22/09 45-49 L(A)

Wofford 2-0
1/7/08 67-57 W(H)
12/19/20 98-37 W(H)

Wright State 1-0
3/22/14 106-60 W(H)

Xavier 1-6
12/31/99 67-68 L(H)
12/6/2000 62-80 L(A)
12/10/03 60-75 L(H)
12/28/04 67-75 L(A)
3/24/05 67-62 W(H)
1/1/08 46-51 L(H)
12/2/08 44-67 L(A)

Yale 1-0
11/28/08 87-82 W(N)

*Note: Varsity records begin
in 1974-75 season*

** Denotes games played
before 1974-75; ! Denotes
games played in Rupp Arena*





KENTUCKY IN THE NATIONAL RANKINGS

Kentucky Week-By-Week In The Associated Press Poll

Year	PS	1	2	3	4	5	6	7	8	9	10	11	12	13	14	15	16	17	18	19	20	Final	#			
76-77		--	19	17	18	19	19	19	--	--	--	--	--	--	--	--	--	--	--	--	--	--	14	1-2		
77-78		19	19	--	--	--	T20	--	--	--	--	--	--	--	--	--	--	--	--	--	--	--	--	14	1-4	
78-79		--	--	--	--	--	--	--	--	--	--	--	--	--	--	--	--	--	--	--	--	--	--	--	13	1-3
79-80		--	--	--	--	18	18	--	18	17	17	15	15	15	13	11	13	14	--	--	--	--	14	14	1-2	
80-81		17	17	14	15	14	14	14	11	9	7	10	10	9	10	10	10	11	11	--	--	--	12	12	2-2	
81-82		13	12	13	16	16	16	14	10	8	8	11	11	14	17	13	14	14	13	--	--	--	13	13	4-6	
82-83		8	7	7	5	5	5	5	7	7	7	7	4	7	8	6	11	11	--	--	--	--	12	12	5-3	
83-84		--	--	--	--	20	--	--	--	--	--	--	--	--	--	--	--	--	--	--	--	--	--	--	28	2-8
84-85		--	--	14	14	13	13	13	13	12	15	17	19	19	--	--	--	--	--	--	--	--	--	--	23	2-3
85-86		--	--	--	--	--	--	--	--	--	--	--	--	--	--	--	--	--	--	--	--	--	--	--	33	3-3
86-87		--	--	--	--	--	--	--	--	--	--	--	--	--	--	--	--	--	--	--	--	--	--	--	17	1-7
87-88		--	--	--	--	--	--	--	--	--	--	--	--	--	--	--	--	--	--	--	--	--	--	--	6	0-6
88-89		--	--	--	--	--	--	--	--	--	--	--	--	--	--	--	--	--	--	--	--	--	--	--	5	0-5
89-90		--	--	--	--	--	--	25	--	--	--	--	--	--	--	--	--	--	--	--	--	--	--	--	5	0-5
90-91		--	--	--	--	--	--	--	--	--	--	--	--	--	--	--	--	--	--	--	--	--	--	--	5	0-5
91-92		--	--	--	--	--	--	--	--	--	--	--	--	--	--	--	--	--	--	--	--	--	--	--	7	2-7
92-93		--	--	--	--	--	--	24	25	--	25	--	--	--	--	--	--	--	--	--	--	--	--	--	4	3-4
93-94		--	--	--	--	--	--	--	--	--	--	--	--	--	--	--	--	--	--	--	--	--	--	--	8	0-8
94-95		--	--	--	--	--	--	--	--	--	--	--	--	--	--	--	--	--	--	--	--	--	--	--	7	1-7
95-96		--	--	--	--	--	--	--	--	--	--	--	--	--	--	--	--	--	--	--	--	--	--	--	9	1-9
96-97		--	--	--	--	--	--	--	--	--	--	--	--	--	--	--	--	--	--	--	--	--	--	--	7	1-7
97-98		--	--	--	--	--	--	--	--	--	--	--	--	--	--	--	--	--	--	--	--	--	--	--	4	2-4
98-99		--	--	--	--	--	--	--	--	--	--	--	--	--	--	--	--	--	--	--	--	--	--	--	6	3-6
99-00		--	--	--	--	--	--	--	--	--	--	--	--	--	--	--	--	--	--	--	--	--	--	--	8	1-8
00-01		--	--	--	--	--	--	--	--	--	--	--	--	--	--	--	--	--	--	--	--	--	--	--	10	0-10
01-02		--	--	--	--	--	--	--	--	--	--	--	--	--	--	--	--	--	--	--	--	--	--	--	8	0-8
02-03		--	--	--	--	--	--	--	--	--	--	--	--	--	--	--	--	--	--	--	--	--	--	--	8	0-8
03-04		--	--	--	--	--	--	--	--	--	--	--	--	--	--	--	--	--	--	--	--	--	--	--	7	0-7
04-05		--	--	--	--	--	--	--	--	--	--	--	--	--	--	--	--	--	--	--	--	--	--	--	5	1-5
05-06		--	--	--	--	--	--	--	--	--	--	--	21	--	--	--	--	--	--	--	--	--	--	--	5	2-5
06-07		21	20	24	--	--	--	--	--	--	--	--	--	--	--	--	--	--	--	--	--	--	--	--	7	0-7
07-08	rv	rv	--	--	--	--	--	--	--	--	--	--	--	--	--	--	--	--	--	--	--	--	--	--	9	3-9
08-09		--	--	--	--	--	--	--	--	--	--	--	--	--	--	--	--	--	--	--	--	--	--	--	6	1-6
09-10		--	--	--	rv	rv	rv	rv	rv	rv	rv	rv	rv	--	20	17	16	16	19	19	19	--	--	--	5	5-5
10-11	9	9	9	9	8	14	13	11	11	10	19	19	17	16	15	19	20	16	17	17	--	--	--	5	1-5	
11-12	17	17	17	14	12	10	8	8	6	11	9	6	6	6	7	7	13	10	12	12	--	--	--	3	6-3	
12-13	6	6	6	9	9	7	7	7	7	6	6	5	5	8	10	9	T8	10	7	7	--	--	--	5	8-5	
13-14	7	7	7	7	7	5	5	5	6	6	9	10	9	13	15	18	15	12	12	10	--	--	--	5	6-5	
14-15	11	11	13	9	13	8	8	12	11	19	19	14	10	11	10	11	13	12	11	--	--	--	--	6	6-6	
15-16	18	--	13	12	11	8	8	7	7	10	9	9	12	18	18	16	15	13	12	--	--	--	--	3	8-3	
16-17	19	15	20	17	15	19	18	17	24	rv	rv	rv	25	rv	rv	22	20	19	18	--	--	--	--	7	3-7	
17-18	rv	25	22	20	20	rv	rv	--	--	--	--	--	--	--	--	--	--	--	--	--	--	--	--	11	0-11	
18-19	nr	nr	nr	25	19	18	18	18	16	16	16	15	19	19	17	16	11	13	18	17	--	--	--	6	4-6	
19-20	13	13	13	14	15	14	14	13	13	14	11	12	13	15	18	14	15	16	16	--	--	16	16	5	3-5	
20-21	11	11	11	9	9	13	13	10	12	12	15	15	20	17	19	17	18	18	--	--	--	18	18	7	4-7	
21-22	13	19	20	16	14	19	22	20	21	19	23	--	--	--	--	--	--	16	15	--	--	15	15	7	4-7	

Note: The poll was launched at the Philadelphia Inquirer with the start of the 1976-77 season. In 1989-90, the poll increased from 20 to 25 teams. Release dates and the number of weekly rankings per season varied from year-to-year. *Dates do not include preseason rankings; PS - Preseason rankings (started in 1962); # - Record vs. Ranked Opponents; rv - receiving votes



KENTUCKY IN THE NATIONAL RANKINGS

Kentucky Week-By-Week In The Coaches Poll

Year	PS	2	3	4	5	6	7	8	9	10	11	12	13	14	15	16	17	18	19	Final
84-85		N/A	N/A	N/A	N/A	N/A	N/A	N/A	N/A	N/A	14	16	19	16	25	23	--	--	--	--
85-86		--	--	21	20	21	23	22	23	T23	24	24	23	23	--	--	--	--	--	--
86-87		--	--	25	20	--	--	--	--	--	--	--	--	--	--	--	--	--	--	--
87-88		--	--	--	--	--	--	--	--	--	--	--	--	--	--	--	--	--	--	--
88-89		--	--	--	--	--	--	--	--	--	--	--	--	--	--	--	--	--	--	--
89-90		--	--	--	--	--	--	25	--	--	--	--	--	--	--	--	--	--	--	--
90-91		--	--	--	--	--	--	--	--	--	--	--	--	--	--	--	--	--	--	--
91-92		--	--	--	--	--	--	--	--	--	--	--	--	--	--	--	--	--	--	--
92-93		--	--	--	--	--	23	23	23	23	--	--	--	--	--	--	--	--	--	--
93-94		--	--	--	--	--	--	--	--	--	--	--	--	--	--	--	--	--	--	--
94-95		--	--	--	--	--	--	--	--	--	--	--	--	--	--	--	--	--	--	--
95-96		--	--	--	--	--	--	--	--	--	--	--	--	--	--	--	--	--	--	--
96-97		--	--	--	--	--	--	--	--	--	--	--	--	--	--	--	--	--	--	--
97-98		--	--	--	--	--	--	--	--	--	--	--	--	--	--	--	--	--	--	--
98-99		--	--	--	--	--	--	--	--	--	--	--	--	--	--	--	--	--	--	--
99-00		--	--	--	--	--	--	--	--	--	--	--	--	--	--	--	--	--	--	--
00-01		--	--	--	--	--	--	--	--	--	--	--	--	--	--	--	--	--	--	--
01-02		--	--	--	--	--	--	--	--	--	--	--	--	--	--	--	--	--	--	--
02-03		--	--	--	--	--	--	--	--	--	--	--	--	--	--	--	--	--	--	--
03-04		--	--	--	--	--	--	--	--	--	--	--	--	--	--	--	--	--	--	--
04-05		--	--	--	--	--	--	--	--	--	--	--	--	--	--	--	--	--	--	--
05-06		--	--	--	--	--	--	--	--	--	--	23	--	--	--	--	--	--	--	--
06-07	16	24	24	--	--	--	--	--	--	--	--	--	--	--	--	--	--	--	--	--
07-08		--	--	--	--	--	--	--	--	--	--	--	--	--	--	--	--	--	--	--
08-09		--	--	--	--	--	--	--	--	--	--	--	--	--	--	--	--	--	--	--
09-10		--	--	--	--	--	--	--	--	25	23	18	16	16	14	18	16	15	T9	
10-11	10	10	9	9	14	13	11	11	10	19	19	18	18	18	19	20	16	16	22	22
11-12	15	13	11	10	10	7	8	6	9	8	6	6	5	7	8	10	9	11	11	8
12-13	7	7	8	8	6	6	6	6	6	5	4	7	8	7	7	10	7	7	7	8
13-14	8	8	7	7	6	6	6	6	6	10	12	8	12	13	18	15	15	13	11	11
14-15	10	9	10	13	8	8	13	11	11	14	10	12	10	10	15	11	11	11	11	16
15-16	17	13	11	10	8	8	7	7	9	9	9	12	18	18	16	14	13	13	--	13
16-17	19	19	24	20	17	23	24	23	rv	--	--	--	rv	--	--	rv	24	24	--	25
17-18	rv	rv	22	23	rv	rv	--	--	--	--	--	--	--	--	--	--	--	--	--	--
18-19	rv	rv	25	19	20	18	17	15	16	15	12	15	17	18	17	13	14	17	17	21
19-20	16	14	14	14	11	13	13	13	14	11	13	13	15	19	16	16	18	18	--	18
20-21	12	--	9	9	12	11	8	11	12	14	14	18	17	17	19	19	19	--	--	21
21-22	13	17	18	14	19	21	20	20	20	22	rv	--	--	--	--	--	22	22	--	rv

Note: Beginning with the 1985-86 season, the USA Today/ESPN poll has selected its Top 25 teams after the NCAA championship game. USA Today's voting panel consists of 40 coaches representing a geographical mix of the nation and representing each of the nine Women's Basketball Coaches Association's districts. In 1993, USA Today joined with Cable News Network (CNN) to compile the poll. In 1998, ESPN replaced CNN as USA Today's partner in compiling the poll.

UK ALL-TIME VS. ALL OPPONENTS WHO ARE RANKED			
Alabama	2-6	Iowa	0-1
Arizona State	1-1	Kansas	1-0
Arkansas	2-6	LSU	4-21
Auburn	5-14	Louisiana Tech	0-3
Baylor	2-3	Louisville	4-5
California	0-1	Memphis State	0-1
Cincinnati	0-1	Miami (Fla.)	1-0
Connecticut	1-4	Michigan State	1-1
Dayton	1-0	Mississippi State	6-5
Delaware	1-0	Missouri	1-1
DePaul	0-1	Miss. U for Women	0-1
Duke	2-5	Nebraska	1-1
Florida	3-7	North Carolina	0-4
George Washington	0-2	Notre Dame	1-1
Georgia	13-29	N.C. State	1-2
Green Bay	1-0	Ohio State	3-5
Illinois	0-1	Oklahoma	3-0
Immaculata	1-0	Old Dominion	1-5
Indiana	1-1	Princeton	0-1
		Purdue	0-2
		Rutgers	3-2
		South Carolina	7-23
		Tennessee	13-50
		Tennessee Tech	1-2
		Texas	0-1
		Texas A&M	5-4
		UCLA	0-2
		Vanderbilt	2-20
		Western Kentucky	4-5
		Xavier	0-1
		Total	81-230

YEAR-BY-YEAR VS. RANKED OPPONENTS

1/14/16	So. Carolina	9	2	H	L	62-73	-11
1/25/16	Tennessee	9	18	H	W	64-63	+1
2/4/16	So. Carolina	18	2	A	L	68-78	-10
2/18/16	Miss. State	16	14	A	W	83-60	+23
2/25/16	Missouri	15	24	H	W	69-59	+10
2/28/16	Texas A&M	15	11	A	W	71-58	+25
3/4/16	Florida	12	25	N	W	92-69	+23
3/5/16	So. Carolina	12	2	N	L	93-63	-30
3/20/16	Oklahoma	12	24	N	W	79-58	+21

2016-17 (3-7)

Date	Opponent	UK	Opp.	Site	W/L	Score	Pt. Diff.
11/11/16	Miami (Fla.)	19	14	H	W	82-66	16
12/1/16	Oklahoma	17	12	H	W	82-68	14
12/4/16	Louisville	17	7	A	L	69-67 (OT)	2
12/11/16	Arizona St.	15	23	H	L	73-71 (OT)	2
12/29/16	Duke	17	15	A	L	69-54	15
2/2/17	So. Carolina	25	4	H	L	75-63	12
2/23/17	Miss. State	22	3	H	W	78-75 (OT)	3
2/26/17	So. Carolina	22	7	A	L	95-87	8
3/4/17	So. Carolina	20	5	N	L	89-77	12
3/19/17	Ohio State	18	11	H	L	82-68	14

2017-18 (0-11)

Date	Opponent	UK	Opp.	Site	W/L	Score	Pt. Diff.
11/30/17	Baylor	20	9	A	L	90-63	-27
12/17/17	Louisville	RV	3	H	L	87-63	-24
12/21/17	California	RV	24	H	L	62-52	-10
12/31/17	Tennessee	NR	7	H	L	63-49	-14
1/4/18	Texas A&M	NR	19	A	L	74-70	-4
1/21/18	So. Carolina	NR	10	H	L	81-64	-17
2/8/18	Missouri	NR	15	A	L	78-83	-5
2/11/18	Miss. State	NR	2	A	L	74-55	-19
2/18/18	So. Carolina	NR	8	A	L	81-63	-18
2/25/18	Miss. State	NR	2	H	L	85-63	-22
3/2/18	Miss. State	NR	2	N	L	81-58	-23

2018-19 (4-6)

Date	Opponent	UK	Opp.	Site	W/L	Score	Pt. Diff.
11/22/18	USF	NR	17	H	W	85-63	22
12/09/18	Louisville	19	5	A	L	75-80	5
1/06/19	Miss. State	16	7	A	L	71-86	15
1/10/19	Tennessee	16	13	A	W	73-71	2
1/24/19	Missouri	15	25	H	W	52-41	11
1/27/19	Texas A&M	15	24	A	L	71-73	2
1/31/19	So. Carolina	19	16	H	L	70-74	4
2/21/19	So. Carolina	16	13	A	W	65-57	8
2/28/19	Texas A&M	11	19	H	L	55-62	7
3/25/19	NC State	17	10	A	L	57-72	5

2019-20 (3-5)

Date	Opponent	UK	Opp.	Site	W/L	Score	Pt. Diff.
12/15/19	Louisville	14	7	H	L	67-66	1
1/2/20	So. Carolina	13	4	A	L	99-72	27
1/5/20	Tennessee	13	22	H	W	80-76	4
1/16/20	Texas A&M	12	11	H	W	76-54	22
2/9/20	Arkansas	15	25	A	L	103-85	18
2/16/20	Miss. State	18	6	H	W	73-62	11
2/23/20	So. Carolina	14	1	H	L	67-58	9
3/7/20	Miss. State	16	9	N	L	59-77	18

2020-21 (4-7)

Date	Opponent	UK	Opp.	Site	W/L	Score	Pt. Diff.
12/6/20	Indiana	11	13	H	W	72-68	4
12/16/20	DePaul	9	24	A	L	86-82	4
12/31/20	Arkansas	13	10	H	W	75-64	11
1/3/21	Miss. State	13	12	A	W	92-86	6
1/7/21	Texas A&M	10	8	A	L	77-60	17
1/10/21	S. Carolina	10	5	H	L	75-70	5
1/24/21	Tennessee	12	25	A	L	70-53	17

2/11/21	Tennessee	20	16	H	W	71-56	15
2/21/21	S. Carolina	17	2	A	L	76-55	21
2/25/21	Georgia	19	17	A	W	62-58	4
3/5/21	Georgia	17	16	N	L	78-66	12

2021-22 (4-7)

Date	Opponent	UK	Opp.	Site	W/L	Score	Pt. Diff.
11/14/21	Indiana	13	8	A	L	88-67	21
12/12/21	Louisville	14	7	A	L	64-58	6
1/6/22	Georgia	21	15	H	W	84-76	8
1/9/22	S. Carolina	21	1	A	L	74-54	20
1/16/22	Tennessee	19	5	A	L	84-58	26
1/30/22	LSU	NR	12	A	L	69-78	9
2/10/22	S. Carolina	NR	1	H	L	59-50	9
3/4/22	LSU	NR	6	N	W	78-63	15
3/5/22	Tennessee	NR	18	N	W	83-74	9
3/6/22	S. Carolina	NR	1	N	W	64-62	2
3/19/22	Princeton	15	25	N	L	69-62	7



REGULAR SEASON TOURNAMENTS

The Wildcats are 90-37 in regular-season tournaments with 29 tournament titles.

1975-76

Christmas Tournament

W, Gulf Coast, 79-77
L, Delta State, 89-40
L, Anderson College, 81-71

Tennessee Tech Tournament Cookeville, Tenn.

L, Tennessee, 70-67
W, Austin Peay, 76-61

Louisville Classic Louisville, Ky.

W, Bellarmine, 72-52
L, Eastern Kentucky, 70-54

1976-77

Christmas Tournament

L, Belhaven, 74-56
W, Indiana, 57-46
W, Pittsburgh, 74-67
W, Central Missouri, 74-67

Tennessee Tech Tournament Cookeville, Tenn.

W, UT-Chattanooga, 75-58
W, UT-Martin, 63-56
L, Tennessee Tech, 92-69

1977-78

*MTSU Tournament Murfreesboro, Tenn.

W, Memphis State, 101-94
W, Miss. U. for Women, 78-75

All-Tournament Team

Debbie Mack, Geri Grigsby

Lady Kat Invitational Lexington, Ky.

L, Alabama, 66-62
W, Indiana, 73-34

All-LKIT

Linda Edelman, Kentucky
Debra Oden, Kentucky
(Chandler-Blanding Cup recipient)

1978-79

MTSU Tournament Murfreesboro, Tenn.

L, MTSU, 90-87
L, Miss. U. for Women, 81-76 OT

Lady Kat Invitational Lexington, Ky.

W, Florida, 80-69
L, Dayton, 72-52

1979-80

*Lady Kat Invitational Lexington, Ky.

W, Georgia, 82-61
W, Mississippi State, 86-68

All-Tournament Team

Patty Jo Hedges, Kentucky
Mary Boatwright, Miss. State
Bernadette Locke, Georgia
Vicki McCall, Miss. State
Liz Lukschu, Kentucky

1980-81

*Lady Kat Invitational Lexington, Ky.

W, James Madison, 72-54
W, Indiana State, 93-80

All-Tournament Team

Maria Donhoff, Kentucky
Patty Jo Hedges, Kentucky
MVP – Valerie Still, Kentucky
Judy Ellner, Indiana State
Peggy Jackson, Indiana State
Donna Firebaugh, James Madison

1981-82

Detroit Classic Tournament Detroit, Mich.

L, N.C. State, 77-67
W, Seton Hall, 90-62

All-Tournament Team

Patty Jo Hedges, Kentucky
Valerie Still, Kentucky

*Lady Kat Invitational Lexington, Ky.

W, Cincinnati, 79-66
W, Southern Illinois, 74-56

All-Tournament Team

MVP-Valerie Still, Kentucky
Patty Jo Hedges, Kentucky
Lea Wise, Kentucky
Cheryl Cook, Cincinnati
D.D. Plab, Southern Illinois

1982-83

*Lady Kat Invitational Lexington, Ky.

W, South Florida, 93-65
W, Arkansas, 77-43

All-Tournament Team

Patty Jo Hedges, Kentucky
Valerie Still, Kentucky
MVP - Lea Wise, Kentucky
Maxine Farmer, Georgia State
Bettye Fiscus, Arkansas

1983-84

*Lady Kat Dial Classic Lexington, Ky.

W, Eastern Kentucky, 77-67
W, Valdosta State, 89-69
* - Won the tournament title

All-Tournament Team

MVP - Karen Mosley, Kentucky
Lisa Collins, Kentucky
Tina Cottle, Eastern Kentucky
Janet Huff, Wisconsin
Gina Bozeman, Valdosta State

1984-85

*Lady Kat Dial Classic W, Morehead State, 77-66 W, West Virginia, 70-63

All-Tournament Team

MVP - Leslie Nichols, Kentucky
Diane Stephens, Kentucky
Georgeann Wells, West Virginia
Olivia Bradley, Morehead St.
Connie Appleman, Morehead St.
**C.Q. Data Systems Tournament at N.C. State
Raleigh, N.C. (Reynolds Coliseum)**
W, N.C. State, 78-69
L, Old Dominion, L, 66-59

All-Tournament Team

Leslie Nichols, Kentucky
Sandy Harding, Kentucky

1985-86

*Lady Kat Dial Classic Lexington, Ky.

W, Cleveland State, 101-63
W, MTSU, 85-77

MVP - Leslie Nichols, Kentucky

Debbie Miller, Kentucky
Jodie Whitaker, Kentucky
Kim Webb, MTSU
Janet Knight, Clemson

1986-87

*Lady Kat Invitational Lexington, Ky.

W, Bowling Green St., 74-62
W, Illinois State, 78-70

All-Tournament Team

MVP – Bebe Croley, Kentucky
Sandy Harding, Kentucky
Ellen McGrew, Illinois State
Susan Willman, Illinois State
Jackie Motycka, Bowling Green

St. John's Christmas Tournament Jamaica, N.Y. (Alumni Hall)

W, Howard, 65-62
L, Duke, 68-63

1987-88

*Lady Kat Invitational Lexington, Ky.

W, Louisville, 98-77
W, East Carolina, 93-75

All-Tournament Team

Belitta Croley, Kentucky
Pam Shrum, Kentucky
MVP – Jodie Whitaker
Sue Niessen, Central Michigan
Monique Pompili, East Carolina
Alma Bethea, East Carolina

1988-89

*Lady Kat Invitational Lexington, Ky.

W, American University, 84-46
W, Radford, 89-83

All-Tournament Team

MVP – Jodie Whitaker, Kentucky
Kristi Cushenberry, Kentucky
Patrinda Toney, Radford
Stephanie Howard, Radford
Polly Innerarity, Florida A&M

1989-90

*Lady Kat Invitational Lexington, Ky.

W, Kentucky State, 121-44
W, Missouri, 102-84

All-Tournament Team

MVP – Kristi Cushenberry, Kentucky
Vanessa Foster-Sutton, Kentucky
Tracye Davis, Kentucky
Lisa Sanbothe, Missouri
Amy Humphries, Evansville



REGULAR SEASON TOURNAMENTS

***Michigan State Holiday Classic**
East Lansing, Mich.
(Jack Breslin Student Events Center)
 W, Michigan State, 89-72
 W, Miami (Fla.), 80-71

All-Tournament Team
 Kristi Cushneberry, Kentucky

1990-91

***Lady Kat Invitational**
Lexington, Ky.
 W, Kent State, 114-83
 W, Duquesne, 101-56

All-Tournament Team
 MVP – Jocelyn Mills, Kentucky
 Stacy McIntyre, Kentucky
 Stephanie Greer, Valparaiso
 Ann Forbes, Kent State
 Darcie Vincent, Duquesne

***Nevada-Reno New Year's Classic**
Reno, Nevada (Old Gym)
 W, Northeast Louisiana, 73-66
 W, Indiana, 78-71

All-Tournament Team
 Stacy McIntyre, Kentucky
 Kristi Cushneberry, Kentucky

1991-92

Lady Kat Invitational
Lexington, Ky.
 W, Wichita State, 79-58
 L, Houston, 76-70

All-Tournament Team
 Tedra Eberhart, Kentucky
 MVP – Stacy McIntyre, Kentucky
 Darla Simpson, Houston
 LaShawn Johnson, Houston
 Tami Varnado, Alcorn State

Kansas Dial Classic
Lawrence, Kan. (Allen Fieldhouse)
 W, St. John's, 83-77
 L, Kansas, 62-51

St. John's Cahill Classic
Jamaica, N.Y. (Alumni Hall)
 W, Holy Cross, 87-69
 L, St. John's, 73-64

All-Tournament Team
 Stacy McIntyre, Kentucky

1992-93

***Lady Kat Invitational - Lexington, Ky.**
 W, Murray State, 89-55
 W, Connecticut, 75-54
All-Tournament Team
 MVP - Jocelyn Mills, Kentucky
 Mia Daniel, Kentucky
 Darlene Saar, George Washington
 Jennifer Rizzotti, Connecticut
 Jennifer Parker, Murray State

Iowa Amana Hawkeye Classic
Iowa City, Iowa (Carver-Hawkeye Arena)
 L, UNC-Charlotte, 57-54
 W, West Virginia, 73-63
All-Tournament Team
 Jocelyn Mills, Kentucky

Wichita State Pizza Hut Classic

Wichita, Kan. (Levitt Arena)
 L, Oklahoma State, 61-57
 W, Chicago State, 95-33
All-Tournament Team
 Stacey Reed, Kentucky

1993-94

***Lady Kat Invitational**
Lexington, Ky.
 W, Marist, 96-65
 W, Georgetown, 87-82

All-Tournament Team
 MVP - Tedra Eberhart, Kentucky
 Stacey Reed, Kentucky
 Christe Jordan, Kentucky
 Nadira Ricks, Georgetown
 Jean-Marie Lesko, Marist

***Citrus Sports Travel Holiday Classic**
Orlando, Fla. (UCF Arena)
 W, Central Florida, 87-45
 W, Florida State, 58-55

All-Tournament Team
 Stacey Reed, Kentucky

1994-95

Lady Kat Invitational
Lexington, Ky.
 W, UMass, 73-55
 W, St. John's, 67-54

All-Tournament Team
 MVP – Stacey Reed, Kentucky
 Vonda Jackson, Kentucky
 Tawana Jackson, St. John's
 Traci Parsons, Eastern Michigan
 Melissa Gurile, UMass

1995-96

***UK Invitational Tournament**
Lexington, Ky.
 W, UNC-Asheville, 98-76
 W, Toledo, 88-76

All-Tournament Team
 Tiffany Wait, Kentucky

Northwestern Inv. Tournament
Evanston, Ill. (Welsh-Ryan Arena)
 W, Loyola (Md.), 67-54
 L, Northwestern, 78-42

All-Tournament Team
 Shaunda Roberts, Kentucky

Big Four ACC Classic
Greensboro, N.C.
 L, Duke, 73-54
 L, N.C. State, 66-62

All-Tournament Team
 Kim Denkins, Kentucky

1996-97

Western Michigan Tournament
Kalamazoo, Mich. (University Arena)
 L, Michigan, 68-54
 W, Western Michigan, 61-44
***Villanova Wildcat Classic**
Villanova, Penn. (duPont Pavilion)
 W, Alaska-Anchorage, 76-41
 W, Villanova, 63-54

All-Tournament Team
 MVP – Nikki Hay, Kentucky

1997-98

Nebraska CableVision Classic
Lincoln, Neb. (Bob Devaney Sports Center)
 W, Illinois-Chicago, 60-46
 L, Nebraska, 68-59

All-Tournament Team
 Laura Meadows, Kentucky
 Tiffany Wait, Kentucky

***Citizen's Bank Dartmouth Classic**
Hanover, N.H. (Leede Arena)
 W, UMass, 57-51
 W, Northeastern, 76-39

All-Tournament Team
 MVP – Jaye Barnes, Kentucky
 Laura Meadows, Kentucky

1998-99

Rainbow Wahine Classic
Honolulu, Hawaii (Stan Sheriff Center)
 W, Louisville, 73-62
 W, Hawaii, 66-57
 L, UCLA, 64-54

All-Tournament Team
 Jaye Barnes, Kentucky

***Wichita State Shocker Shootout**
Wichita, Kan. (Levitt Arena)
 W, Eastern Illinois, 90-71
 W, Wichita State, 58-51

All-Tournament Team
 MVP – Jaye Barnes, Kentucky
 Tiffany Wait, Kentucky

1999-00

Coaches vs. Cancer Challenge
Hartford, Conn. (Hartford Civic Center)
 L, Connecticut, 68-62
 L, Clemson, 70-65

All-Tournament Team
 Erica Jackson, Kentucky

2000-01

Pepperdine Classic
Malibu, Calif. (Firestone Fieldhouse)
 L, Missouri, 86-51
 L, Houston, 78-77

Baptist Health Systems
Women's Fab Four Classic
Miami, Fla. (Golden Panther Arena)
 W, Florida International, 60-58

2001-02

Lady Tiger Classic
Memphis, Tenn. (Elma Roane Field House)
 W, Sam Houston State, 100-55
 L, Memphis, 63-55

All-Tournament Team
 Rita Adams, Kentucky
 SeSe Helm, Kentucky
 Charity Clay, UMKC
 Princess Swilley, Memphis
 MVP – Shannon Hamp, Memphis

***Dartmouth Blue Sky**
Restaurant Group Classic
Hanover, N.H. (Edward Leede Arena)
 W, Southern Mississippi, 59-44
 W, Lafayette, 83-60





REGULAR SEASON TOURNAMENTS

All-Tournament Team

MVP – SeSe Helm, Kentucky
LaTonya McDole, Kentucky
Katherine Hanks, Dartmouth
Jennifer Bayer, Lafayette
Lana Lewis, Southern Mississippi
La'Tasha Summerall, Southern Mississippi

2002-03

Seattle Times Husky Classic
Seattle, Wash. (Bank of America Arena)
W, Pacific, 77-61
L, Washington, 88-56

All-Tournament Team

MVP - Giuliana Mendiola, Washington
Sara Potts, Kentucky
Loree Payne, Washington
Andrea Lalum, Washington
Nancy Dinges, Pacific
Caitlin Crist, Saint Bonaventure

Hawaii Invitational

Honolulu, Hawaii (Stan Sheriff Center)
L, Hawaii, 70-59
W, Long Island, 72-64

All-Tournament Team

Co-MVP - Christen Roper, Hawaii - (Co-MVP)
Co-MVP - Natasja Allen, Hawaii
Jenny Pfeiffer, Kentucky
Tamika Dudley, Long Island
Constance Jinks, UNLV
Jade Abele, Hawaii

2003-04

Odwalla Classic
San Francisco, Calif. (War Memorial Gym)
W, Duquesne, 90-83
L, San Francisco, 67-59

All-Tournament Team

MVP - SeSe Helm, Kentucky
Keiko Tate, Kentucky
Carey Souer, San Francisco
Toni Russell, San Francisco
Ashley Hallstead, Davidson

2004-05

Paradise Jam (St. John Bracket - Round Robin)
St. Thomas, US Virgin Islands
(UVI Sports and Fitness Center)
W, Duquesne, 73-70
L, South Dakota State, 55-57
L, #17/18 Rutgers, 60-75

All-Tournament Team

MVP - Michelle Campbell, Rutgers
Sara Potts, Kentucky
Chelsea Newton, Rutgers
Matee Ajavon, Rutgers
Shannon Howell, Oregon State
Shannon Schlagel, South Dakota State

Pepperdine Thanksgiving Classic
Malibu, Calif. (Firestone Fieldhouse)
W, Indiana State 68-58
W, Hofstra 67-54

All-Tournament Team

MVP - Sarah Elliott, Kentucky
Samantha Mahoney, Kentucky
Jasmane Clarendon, Pepperdine
Melanie Boeglin, Indiana State
Cigi McCollin, Hofstra
Lizanne Murphy, Hofstra

2005-06

Pepperdine Thanksgiving Classic
Malibu, Calif. (Firestone Fieldhouse)
W, Indiana State 68-58
W, Hofstra 67-54

All-Tournament Team

MVP - Sarah Elliott, Kentucky
Samantha Mahoney, Kentucky
Jasmane Clarendon, Pepperdine
Melanie Boeglin, Indiana State
Cigi McCollin, Hofstra
Lizanne Murphy, Hofstra

2006-07

Women's Sports Foundation Tournament
Lexington, Ky. (Memorial Coliseum)
W, Washington State 80-51
L, Indiana 51-54

All-Tournament Team

MVP - Jamie Braun, Indiana
Sarah Elliott, Kentucky
Samantha Mahoney, Kentucky
Kim Roberson, Indiana
Alex Tchangoue, Wake Forest

Odwalla Classic

San Francisco, Calif. (War Memorial Gym)
L, Delaware 70-86
W, Southern Illinois 78-59

All-Tournament Team

MVP - Tyresa Smith, Delaware
Sarah Elliott, Kentucky
Dominique Carter, San Francisco
Chrissy Fisher, Delaware
Carlai Moore, Southern Illinois

Wells Fargo New Year's Classic

San Antonio, Texas (USTA Convocation Center)
W, Kent State 82-47
W, Memphis 86-51

All-Tournament Team

Sarah Elliott, Kentucky
Vivian Ewalefo, UTSA
Lynsey Freeman, UTSA
Jamilah Humes, Kent State
Aroha Jennings, Memphis

2007-08

Rainbow Wahine Classic
Honolulu, Hawaii (Stan Sheriff Center)
L, Minnesota 80-92
L, #21/22 Texas 60-72
W, Lipscomb 76-55

All-Tournament Team

MVP – Danielle Hood, Hartford
Brittainey Raven, Texas
Emily Fox, Minnesota
Ashley Ellis-Milan, Minnesota
Lyndra Littles, Virginia
Monica Wright, Virginia
Diana Delva, Hartford
Marylynn Schaefer, Hartford

2008-09

Courtyard LaGuardia Turkey Classic
Brooklyn, N.Y. (Wellness, Recreating and Athletic Center)
W, Yale, 87-82
W, Long Island, 46-43

All-Tournament Team

MVP - Carly Ormerod, Kentucky
Amber Smith, Kentucky
Connie James, Long Island
Ashley Palmer, Long Island
Melissa Colborne, Yale

2010-11

Lady Eagle Thanksgiving Classic sponsored by LaQuinta Inn
Hattiesburg, Miss. (Reed Green Coliseum)
W, Murray State, 91-59
W, Southern Miss, 79-60

All-Tournament Team

MVP - A'dia Mathies, Kentucky
Kastine Evans, Kentucky
Jamierra Faulkner, Southern Miss
Rachel Vigers, Southern Miss
Mercedes Johnson, Louisiana-Lafayette
Kayla Lowe, Murray State

2014-15

Paradise Jam (Reef Division)
St. Thomas, Virgin Islands (UVI Sports and Fitness Center)
L, vs. Illinois 71-77
W, vs. Oklahoma, ot, 92-88
W, vs. USA, 61-57

All-Tournament Team

MVP – Makayla Epps, Kentucky
Jennifer O'Neill, Kentucky
Courtney Williams, USA
Ivory Crawford, Illinois
Sharane Campbell-Olds, Oklahoma

2016-17

Kentucky Classic
Lexington, Ky. (Memorial Coliseum)
W, vs. No. 14 Miami (Fla.), 82-66
W, vs. Albany, 70-46
Miami (Fla.) def. Albany 77-53

2018-19

Paradise Jam
St. Thomas Virgin Islands (UVI Sports & Fitness Center)
W, vs. No. 17 South Florida, 85-63
W, vs. rv UCLA, 75-74 (ot)
W, vs. North Carolina, 85-75

All-Tournament Team

MVP – Rhyne Howard, Kentucky
Taylor Murray, Kentucky



CATS IN THE SOUTHEASTERN CONFERENCE

KENTUCKY AND THE SEC

Women's basketball first came under the auspices of the Southeastern Conference for the 1982-83 season. Games played between SEC teams before that time are not counted in the all-time SEC standings, since there was no uniform number of conference games played each season prior to that time. From 1980-85, the SEC champion was the winner of the SEC Tournament. Since 1986, the SEC champion has been determined by a round robin schedule. The tournament continues to be held to decide the recipient of the league's automatic NCAA tournament bid.

Twelve Kentucky players have been named to the SEC All-Tournament team:

- Valerie Still (1980, 1981, 1982*)
- Patty Jo Hedges (1982)
- Jodie Whitaker (1988)
- Stacy McIntyre (1992)
- Victoria Dunlap (2010, 2011)
- A'dia Mathies (2010, 2012, 2013)
- Keyla Snowden (2012)
- Jennifer O'Neill (2014)
- DeNesha Stallworth (2014)
- Makayla Epps (2015, 2016, 2017)
- Evelyn Akhator (2017)
- Rhyn Howard (2020, 2021, 2022*)
- Dre'una Edwards (2022)

*Tournament MVP

ANNUAL SOUTHEASTERN CONFERENCE CHAMPIONS

Year	Overall Champion	SEC Overall	Coach	UK Seed/Finish	Tournament Champion (Site)
1980	Tennessee	33-5	Pat Head	Semifinals	Tennessee (Knoxville, Tenn.)
1981	Auburn	26-7	Joe Ciampi	Semifinals	Auburn (Baton Rouge, La.)
1982	Kentucky	24-8	Terry Hall	Champions	Kentucky (Lexington, Ky.)
1983	Georgia	4-4	27-7 Andy Landers	E2/Quarterfinals	Georgia (Knoxville, Tenn.)
1984	Georgia	7-1	30-3 Andy Landers	E3/Quarterfinals	Georgia (Athens, Ga.)
1985	Tennessee	4-4	22-10 Pat Summitt	E4/1st Round	Tennessee (Oxford, Miss.)
1986	Georgia	9-0	30-2 Andy Landers	6/Quarterfinals	Georgia (Athens, Ga.)
1987	Auburn	8-1	31-2 Joe Ciampi	7/Quarterfinals	Auburn (Albany, Ga.)
1988	Auburn	9-0	32-3 Joe Ciampi	10/Quarterfinals	Tennessee (Albany, Ga.)
1989	Auburn	9-0	32-2 Joe Ciampi	8/1st Round	Tennessee (Albany, Ga.)
1990	Tennessee	8-1	27-6 Pat Summitt	8/1st Round	Auburn (Albany, Ga.)
1991	Georgia	9-0	28-4 Andy Landers	5/Quarterfinals	LSU (Albany, Ga.)
1992	Ole Miss	11-0	29-3 Van Chancellor	6/Semifinals	Tennessee (Albany, Ga.)
1993	Tennessee	11-0	29-3 Pat Summitt	6/Quarterfinals	Vanderbilt (Chattanooga, Tenn.)
1994	Tennessee	11-0	31-2 Pat Summitt	7/Quarterfinals	Tennessee (Chattanooga, Tenn.)
1995	Tennessee	11-0	34-3 Pat Summitt	9/Quarterfinals	Vanderbilt (Chattanooga, Tenn.)
1996	Georgia	10-1	28-5 Andy Landers	12/1st Round	Tennessee (Chattanooga, Tenn.)
1997	Georgia	11-1	25-6 Andy Landers	10/1st Round	Auburn (Chattanooga, Tenn.)
1998	Tennessee	14-0	39-0 Pat Summitt	8/1st Round	Tennessee (Columbus, Ga.)
1999	Tennessee	13-1	31-3 Pat Summitt	7/Semifinals	Tennessee (Chattanooga, Tenn.)
2000	Georgia	13-1	32-4 Andy Landers	9/Quarterfinals	Tennessee (Chattanooga, Tenn.)
	Tennessee	13-1	33-4 Pat Summitt		
2001	Tennessee	14-0	31-3 Pat Summitt	12/1st Round	Georgia (Memphis, Tenn.)
2002	Tennessee	13-1	29-5 Pat Summitt	12/Quarterfinals	Vanderbilt (Nashville, Tenn.)
2003	Tennessee	14-0	33-5 Pat Summitt	9/1st Round	LSU (North Little Rock, Ark.)
2004	Tennessee	14-0	30-3 Pat Summitt	11/1st Round	Vanderbilt (Nashville, Tenn.)
2005	LSU	14-0	33-3 Pokey Chatman	10/1st Round	Tennessee (Greenville, S.C.)
2006	LSU	13-1	31-4 Pokey Chatman	4/Semifinals	Tennessee (North Little Rock, Ark.)
2007	Tennessee	14-0	34-3 Pat Summitt	7/Quarterfinals	Vanderbilt (Duluth, Ga.)
2008	LSU	14-0	31-6 Van Chancellor	4/Semifinals	Tennessee (Nashville, Tenn.)
2009	Auburn	12-2	30-4 Nell Fortner	10/1st Round	Vanderbilt (North Little Rock, Ark.)
2010	Tennessee	15-1	32-3 Pat Summitt	2/Finals	Tennessee (Duluth, Ga.)
2011	Tennessee	16-0	34-3 Pat Summitt	2/Finals	Tennessee (Nashville, Tenn.)
2012	Kentucky	13-3	28-7 Matthew Mitchell	1/Semifinals	Tennessee (Nashville, Tenn.)
2013	Tennessee	13-3	30-6 Pat Summitt	2/Finals	Texas A&M (Duluth, Ga.)
2014	South Carolina	14-2	29-5 Dawn Staley	4/Finals	Tennessee (Duluth, Ga.)
2015	South Carolina	15-1	34-3 Dawn Staley	6/Semifinals	South Carolina (Little Rock, Ark.)
	Tennessee	15-1	30-6 Holly Warlick		
2016	South Carolina	16-0	33-2 Dawn Staley	4/Semifinals	South Carolina (Jacksonville, Fla.)
2017	South Carolina	14-2	33-4 Dawn Staley	4/Semifinals	South Carolina (Greenville, S.C.)
2018	Miss. State	16-0	37-2 Vic Schaefer	9/Quarterfinals	South Carolina (Nashville, Tenn.)
2019	Miss. State	15-1	33-3 Vic Schaefer	4/Quarterfinals	Mississippi State (Greenville, S.C.)
2020	South Carolina	16-0	32-1 Dawn Staley	3/Semifinals	South Carolina (Greenville, S.C.)
2021	South Carolina	14-2	22-4 Dawn Staley	5/Quarterfinals	South Carolina (Greenville, S.C.)
2022	South Carolina	15-1	35-2 Dawn Staley	5/Champions	Kentucky (Nashville, Tenn.)

Note: From 1980-85, the SEC champion was the winner of the SEC Tournament. Since 1986, the SEC champion has been determined by a round-robin schedule. The tournament continues to be held to decide the recipient of the league's automatic NCAA tournament bid.



The 2023 SEC Women's Basketball Tournament will be held at Bon Secours Wellness Arena in Greenville, S.C., starting March 1 and concluding on March 5. Seeds 11 through 14 will compete in the opening games of the bracket on Wednesday, with the rest of the event continuing on Thursday. The quarterfinals will take place on Friday with the semifinals Saturday and championship game on Sunday.

Future SEC Tournament Dates & Sites

- 2023 - March 1-5, Bon Secours Wellness Arena, Greenville, S.C.
- 2024 - March 6-10, Bon Secours Wellness Arena, Greenville, S.C.
- 2025 - March 5-9, Bon Secours Wellness Arena, Greenville, S.C.



CATS IN THE SEC TOURNAMENT

SEC TOURNAMENT RECORDS

TEAM RECORDS

Most Points In a Game
UK: 106 vs. Mississippi State 1/30/1981
Opp: 100 (Tennessee) 3/5/1988

Fewest Points In a Game
UK: 40 vs. Georgia 3/2/2007
Opp: 38 (Georgia) 3/9/2013

Most Rebounds
UK: 57 vs. Arkansas 3/6/1992
Opp: 61 (Florida) 3/2/1990

Fewest Rebounds
UK: 25 vs. LSU 3/4/2006 and
25 vs. Alabama 2/26/1982
Opp: 26 (Mississippi State) 2/28/2002

Highest Field Goal Percentage
UK: 66.7% vs. Mississippi State 1/30/1981
Opp: 58.0% (LSU) 3/1/2001

Lowest Field Goal Percentage
UK: 20.0% vs. Georgia 3/2/2007
Opp: 22.2% (Georgia) 3/9/2013

Highest Free Throw Percentage
UK: 94.7% vs. Missouri 3/8/19
Opp: 93.3% (Auburn) 3/3/2005

Lowest Free Throw Percentage
UK: 30.4% (7-of-23) vs. Florida 3/2/1990
Opp: 40.0% (Mississippi St.) 2/23/1985, (LSU) 3/4/11

Highest 3-Point Field Goal Percentage
UK: 62.5% vs. Vanderbilt 3/4/1988
Opp: 77.8% (UGA) 3/5/2009

Lowest 3-Point Field Goal Percentage
UK: 0.0% vs. LSU 3/1/2001
Opp: 0.0% vs. Missouri 3/8/19
Opp: 0.0% (Tennessee) 3/4/1995

Field Goals Made
UK: 37 vs. Alabama 2/26/1982
Opp: 37 (Tennessee) 3/5/1988
37 (South Carolina) 3/5/2016

Field Goals Attempted
UK: 85 vs. Alabama 3/7/1992
Opp: 82 (Tennessee) 3/5/1988

3-Point Field Goals Made
UK: 12 vs. Tennessee 3/5/2022
Opp: 16 (Tennessee) 3/6/11

3-Point Field Goals Attempted
UK: 24, 3x, last vs. Tennessee 3/5/2022
Opp: 33 (South Carolina) 3/4/1994

Free Throws Made
UK: 30 vs. LSU 2/26/1999
Opp: 34 (LSU) 3/3/2012

Free Throws Attempted
UK: 40 vs. LSU 2/26/1999
40 vs. LSU 3/3/2016
Opp: 43 (LSU) 3/3/2012

Assists
UK: 29 vs. LSU 2/27/1982
Opp: 29 (Tennessee) 3/28/1982

Steals
UK: 14 vs. Vanderbilt 3/8/2013; LSU 2/26/1999;
Auburn 1/31/1981
Opp: 13 (Alabama) 3/7/1992

Blocked Shots
UK: 8 vs. Texas A&M 3/10/13; LSU 2/26/1999
LSU 3/4/2022
Opp: 10 (Tennessee) 2x 3/6/11 and 3/6/2020

Turnovers- High
UK: 25 vs. Mississippi State 2/23/1985
Opp: 28 (Mississippi State) 3/6/2010

Turnovers- Low
UK: 5 vs. South Carolina 3/8/2014
Opp: 6 (South Carolina) 3/4/17

Margin of Victory
24 vs. Auburn 3/4/1995 and MSU 1/30/1981

Margin of Defeat
34 (Tennessee) 3/5/1988

INDIVIDUAL RECORDS BY KENTUCKY

Points
34 Valerie Still vs. LSU 2/27/1982

Rebounds
19 Jennifer Humphrey vs. Arkansas 3/1/2007

Field Goals Made
13 Valerie Still vs. Tennessee 2/28/1982
13 Valerie Still vs. Mississippi State 1/30/1981

Field Goals Attempted
26 Jodie Whitaker vs. Tennessee 3/5/1988
26 Makayla Epps vs. So. Carolina 3/4/17
26 Rhyne Howard vs. Miss. State 3/7/2020

Free Throws Made
11 Stacey Reed vs. South Carolina 3/4/1994
11 A'dia Mathies vs. Mississippi St. 3/6/2010

Free Throws Attempted
14 Stacey Reed vs. South Carolina 3/4/1994

3-Point Goals Made
6 Rhyne Howard vs. LSU 3/4/2022

3-Point Goals Attempted
13 Shaunda Roberts vs. Auburn 3/1/1996
13 Keyla Snowden vs. LSU 3/3/2012
13 Jennifer O'Neill vs. Texas A&M 3/10/2013

Assists
15 Patty Jo Hedges vs. LSU 2/27/1982

Steals
6 Leslie Nichols vs. LSU 3/1/1986
6 Valerie Still vs. Auburn 1/31/1981
6 Taylor Murray vs. Missouri 3/8/19

Blocked Shots
5 Victoria Dunlap vs. Mississippi St. 3/6/2010

Turnovers
8 Sandy Harding vs. Georgia 3/8/1987
8 Laurie Hudgens vs. Miss. State 2/23/85

INDIVIDUAL RECORDS BY OPPONENTS

Points
29 Seimone Augustus (LSU) 3/4/2006
29 Sophie Cunningham (Missouri) 3/8/19
29 Rickea Jackson (Miss. State) 3/7/20

Rebounds
17 Lori Monroe (Auburn) 3/3/1983
17 Tiffany Clarke (Vanderbilt) 3/5/2011

Field Goals Made
13 Sonya Meadows (Mississippi State) 1/30/1981
13 Seimone Augustus (LSU) 3/4/2006

Field Goals Attempted
26 Daisy Casher (MSU) 2/23/1985
Kayla Pointer (LSU) 3/4/2022

Free Throws Made
13 Shannon Johnson (South Carolina) 3/4/1994

Free Throws Attempted
17 Shannon Johnson (South Carolina) 3/4/1994

3-Point Goals Made
7 Angie Bjorklund (Tennessee) 3/6/2011
7 Jasmine Lister (Vanderbilt) 3/8/2013

3-Point Goals Attempted
12 Christi Timmons (USC) 3/4/1994
12 Hannah Cook (Alabama) 3/3/17

Assists
12 Lea Henry (UT) 2/28/1982

Steals
6 Armelie Lumanu (MSU) 3/6/2010

Blocked Shots
7 Tamari Key (Tennessee) 3/6/2020

Turnovers
10 Bonita Branch (LSU) 3/1/1986
10 Armelie Lumanu (MSU) 3/6/2010

KENTUCKY'S SEC TOURNAMENT HISTORY

10 Team Format	UK Seed	Opponent	Score	Result
1980		Knoxville	Alabama (QF) 77-69	W
			Ole Miss (SF) 62-79	L
1981		Baton Rouge	Miss. State (QF) 106-82	W
			Auburn (SF) 66-70	L
			Georgia (Con.) 62-72	L
1982		Lexington	Florida (1st) 89-87	W
			Alabama (QF) 82-76	W
			LSU (SF) 85-71	W
			Tennessee (F) 80-74	W
1983		Knoxville	E2 Auburn (QF) 70-85	L
1984		Athens	E3 LSU (QF) 81-91	L
1985		Lexington	E4 Miss. State (1st) 55-58	L
1986		Athens	6 LSU (QF) 66-67	L
1987		Albany	7 Florida (1st) 75-53	W
			Georgia (QF) 64-67	L
1988		Albany	10 Vanderbilt (1st) 75-67	W
			Tennessee (QF) 66-100	L
1989		Albany	8 Florida (1st) 64-67	L
1990		Albany	8 Florida (1st) 54-70	L
1991		Albany	5 LSU (QF) 79-96	L
12 Team Format	UK Seed			
1992		Albany	6 Arkansas (1st) 79-63	W
			Alabama (QF) 95-87	W
			Tennessee (SF) 84-90	L
1993		Chattanooga	6 Miss. State (1st) 84-73	W
			Vanderbilt (QF) 61-68	L
1994		Chattanooga	7 South Carolina (1st) 83-80	W
			Vanderbilt (QF) 67-72	L
1995		Chattanooga	9 Auburn (1st) 75-51	W
			Tennessee (QF) 62-74	L
1996		Chattanooga	12 Auburn (1st) 43-58	L
1997		Chattanooga	10 Arkansas (1st) 60-71	L
1998		Columbus	8 Miss. State (1st) 48-67	L
1999		Chattanooga	7 Ole Miss (1st) 75-59	W
			LSU (QF) 81-71	W
			Georgia (SF) 62-68	L
2000		Chattanooga	9 Alabama (1st) 67-63	W
			Georgia (QF) 45-63	L
2001		Memphis	12 LSU (1st) 57-72	L
2002		Nashville	12 Miss. State (1st) 75-72	W
			LSU (QF) 62-74	L
2003		N. Little Rock	9 Auburn (1st) 62-68	L
2004		Nashville	11 Vanderbilt (1st) 41-60	L

2005		Greenville	10 Auburn (1st) 57-62	L
2006		N. Little Rock	4 Florida (QF) 88-70	W
			LSU(SF) 52-79	L
2007		Duluth, Ga.	7 Arkansas (1st) 72-57	W
			Georgia (QF) 40-72	L
2008		Nashville	4 Georgia (QF) 57-50	W
			LSU (SF) 49-66	L
2009		N. Little Rock	10 Georgia (1st) 64-82	L
2010		Duluth, Ga.	2 Auburn (QF) 65-54	W
			Miss.State (F) 76-65	W
			Tennessee (F) 62-70	L
2011		Nashville	2 LSU (QF) 60-58	W
			Vanderbilt (SF) 69-56	W
			Tennessee (F) 65-90	L
2012		Nashville	1 Florida (QF) 71-67	W
			LSU (SF) 61-72	L
14 Team Format	UK Seed			
2013		Duluth, Ga.	2 Vanderbilt (QF) 76-65	W
			Georgia (SF) 60-38	W
			Texas A&M (F) 67-75	L
2014		Duluth, Ga.	4 Florida (QF) 75-70	W
			South Carolina (SF) 68-58	W
			Tennessee (F) 70-71	L
2015		Little Rock, Ark.	6 Vanderbilt (2nd) 67-61	W
			Miss. State (QF) 76-67	W
			Tennessee (SF) 75-64	L
2016		Jacksonville, Fla.	4 LSU (2nd) 79-71	W
			Florida (QF) 92-69	W
			South Carolina (SF) 93-63	L
2017		Greenville, S.C.	4 Alabama (QF) 65-55	W
			South Carolina (SF) 89-77	L
2018		Nashville	9 Alabama (2nd) 71-64	W
			Miss. State (QF) 81-54	L
2019		Greenville, S.C.	4 Missouri (QF) 70-68	L
2020		Greenville, S.C.	3 Tennessee (QF) 86-65	W
			Miss. State (SF) 77-59	L
2021		Greenville, S.C.	5 Florida (2nd) 72-64	W
			Georgia (QF) 66-78	L
2022		Nashville	7 Miss. State (2nd) 83-67	W
			LSU (QF) 78-63	W
			Tennessee (SF) 83-74	W
			South Carolina (F) 64-62	W

KENTUCKY IN THE SEC TOURNAMENT (1980-2022)

SEC TOURNAMENT RECORD: 41-42 (.487)

First Round Games: 11-11 (.500)
Second Round Games: 5-0 (1.000)
Quarterfinal Games: 17-15 (.516)
Semifinal Games: 6-11 (.352)
Consolation Game: 0-1 (.000)
Championship Games: 2-4 (.200)

1982 - W, Tennessee, 80-74 (H)
2010 - L, Tennessee, 70-62 (N)
2011 - L, Tennessee, 90-65 (N)
2013 - L, Texas A&M, 75-67 (N)
2014 - L, Tennessee, 71-70 (N)
2022 - W, South Carolina, 64-62 (N)

SEC Championship Titles: 1 - 1982 (UK 80, UT 74)

	UK vs. SEC	Elzy Era
vs. Alabama:	6-0.....	0-0
vs. Arkansas:	2-1.....	0-0
vs. Auburn:	2-5.....	0-0
vs. Florida:	7-2.....	1-0
vs. Georgia:	2-7*.....	0-1
vs. LSU:	5-8.....	1-0
vs. Ole Miss:	1-1.....	0-0
vs. Missouri:	0-1.....	0-0
vs. Mississippi St.:	6-4.....	1-0
vs. South Carolina:	3-2.....	1-0
vs. Tennessee:	3-7.....	1-0
vs. Texas A&M:	0-1.....	0-0
vs. Vanderbilt:	4-3.....	0-0

*Includes 1981 consolation game vs. Georgia

CATS IN THE NCAA TOURNAMENT

NCAA TOURNAMENT RECORDS

TEAM RECORDS

Most Points In a Game

UK: 106 vs. Wright State 3/22/2014
Opp: 99 (Dayton) 3/20/2015

Fewest Points In a Game

UK: 53 vs. UCONN 4/1/2013
Opp: 31 (UNC Asheville) 3/19/2016

Most Rebounds

UK: 67 vs. Wright State 3/22/2014
Opp: 55 (North Carolina) 3/21/2011

Fewest Rebounds

UK: 25 vs. Louisiana Tech 3/20/1982
Opp: 25 (Nebraska) 3/28/2010

Highest Field Goal Percentage

UK: 59.1% (39-of-66) vs. Illinois 3/14/1982
Opp: 64.6% (31-of-48) (Indiana) 3/18/1983

Lowest Field Goal Percentage

UK: 31.1% vs. Connecticut 3/27/2012
Opp: 20.6% (13-of-63) (UNC Asheville) 3/16/2016

Highest Free Throw Percentage

UK: 100% (4-of-4) vs. Michigan State 3/20/2006
Opp: 95.0% (19-of-20) (Delaware) 3/30/2013

Lowest Free Throw Percentage

UK: 0.0% (0-1) vs. Drake 3/12/1986
Opp: 28.6% (6-21) (Louisiana Tech) 3/20/1982

Highest 3-Point Field Goal Percentage

UK: 63.6% (7-of-11) vs. Liberty 3/20/2010
Opp: 61.1% (11-of-18) (Dayton) 3/22/2015

Lowest 3-Point Field Goal Percentage

UK: 11.1% (1-of-9) vs. Chattanooga 3/18/2006
Opp: 12.0% (3-of-25) (UNC Asheville) 3/19/16

Field Goals Made

UK: 44 vs. Wright State 3/22/2014
Opp: 38 (Louisiana Tech) 3/20/1982

Field Goals Attempted

UK: 81 vs. North Carolina 3/21/2011
Opp: 83 (Wright State) 3/22/2014

3-Point Field Goals Made

UK: 12 vs. Gonzaga 3/25/2012
Opp: 11 (Dayton) 3/22/2015, (Washington) 3/25/16

3-Point Field Goals Attempted

UK: 29 vs. NC State 3/25/19
Opp: 28 (Washington) 3/25/16

Free Throws Made

UK: 31 vs. Nebraska 3/13/1999 and Tenn. St. 3/20/2015
Opp: 32 (UCLA) 3/15/1999

Free Throws Attempted

UK: 42 vs. Tennessee State 3/20/2015
Opp: 35 (Nebraska) 3/13/1999, UCLA 3/15/1999 and UConn 3/27/2012

Assists

UK: 27 vs. Drake 3/12/1986
Opp: 24 (Louisiana Tech) 3/20/1982

Steals

UK: 18 vs. Tennessee State 3/20/2015

Opp: 21 (Green Bay) 3/19/2012

Blocked Shots

UK: 12 vs. Wright State 3/22/2014
Opp: 10 (Connecticut) 4/1/2013; (Ohio St.) 3/19/17

Turnovers- High

UK: 34 vs. Green Bay 3/19/2012
Opp: 26 (South Carolina 3/18/1982, Tennessee State 3/20/2015)

Turnovers- Low

UK: 5 vs. Dayton 3/22/2015
Opp: 6 (Ohio State) 3/19/17

Largest Margin of Victory

54 vs. UNC Asheville 3/19/2016

Largest Margin of Defeat

24 (UCLA) 3/15/1999

INDIVIDUAL RECORDS BY UK

Points (30 or more)

34 A'dia Mathies vs. Dayton 3/26/2013
32 A'dia Mathies vs. Liberty 3/20/2010
31 Victoria Dunlap vs. Oklahoma 3/30/2010
30 Lea Wise vs. Illinois 3/14/1982
30 Makayla Epps vs. Washington 3/25/16
30 Makayla Epps vs. Belmont 3/17/17

Rebounds

23 Evelyn Akhator vs. Ohio State 3/19/17
14 Samarie Walker vs. Wright State 3/22/2014
14 Evelyn Akhator vs. Washington 3/25/16
13 Valerie Still vs. Illinois 3/14/1982
13 Valerie Still vs. South Carolina 3/18/1982
13 Valerie Still vs. Indiana 3/18/1983
13 Victoria Dunlap vs. Oklahoma 3/30/2010
13 Samarie Walker vs. McNeese State 3/17/2012
13 Samarie Walker vs. Green Bay 3/19/2012

Field Goals Made (10 or more made)

15 Lea Wise vs. Illinois 3/14/1982
13 A'dia Mathies vs. Dayton 3/26/2013
13 Makayla Epps vs. Washington 3/25/16

Field Goals Attempted

26 Makayla Epps vs. Washington 3/25/16

Free Throws Made

12 A'dia Mathies vs. Liberty 3/20/2010

Free Throws Attempted

17 A'dia Mathies vs. Liberty 3/20/2010

3-Point Goals Made

6 A'dia Mathies vs. Dayton 3/26/2013

3-Point Goals Attempted

10 Keyla Snowden vs. UNC3/21/2011

Assists

13 Patty Jo Hedges vs. Illinois 3/14/1982

Steals

5 Victoria Dunlap vs. Liberty 3/20/2010
5 Jennifer O'Neill vs. Dayton 3/22/2015

Blocked Shots

6 Alexis Jennings vs. Oklahoma, 3/21/2016

Turnovers

10 Lea Wise vs. Louisiana Tech 3/20/1982

INDIVIDUAL RECORDS BY OPPONENTS

Points

35 Wanda Ford (Drake) 3/12/1986

Rebounds

19 Sheila Foster (South Carolina) 3/18/1982

Field Goals Made

15 Wanda Ford (Drake) 3/12/1986

Field Goals Attempted

25 Talia Walton (Washington) 3/25/16

Free Throws Made

15 Maylana Martin (UCLA) 3/15/1999

Free Throws Attempted

15 Maylana Martin (UCLA) 3/15/1999

3-Point Goals Made

5 Darby Maggard (Belmont) 3/17/17

3-Point Goals Attempted

12 Darby Maggard (Belmont) 3/17/17
12 Kelsey Mitchell (Ohio State) 3/19/17

Assists

11 Niya Johnson (Baylor) 3/29/2014

Steals

10 Jule Wojta (Green Bay) 3/19/2012

Blocked Shots

6 Jodie Cornelie (Dayton) 3/22/2015
5 Jessica Breland (North Carolina) 3/21/2011

Turnovers

8 Samantha MacKay (Dayton) 3/26/2013
8 Megan Lukan (Green Bay) 3/19/2012
8 Amber Mays (Liberty) 3/20/2010

KENTUCKY IN THE NCAA TOURNAMENT

Appearances: 17

Overall Record: 21-16, 1-2 under Coach Kyra Elzy
First Round Games: 12-4, 1-1 under Elzy
Second Round Games: 5-6, 0-1 under Elzy
Regional Semifinals: 4-2
Regional Finals: 0-4

vs. Baylor: 0-1
vs. Belmont: 1-0
vs. Chattanooga: 1-0
vs. Connecticut: 0-2
vs. Dayton: 1-1
vs. Delaware: 1-0
vs. Drake: 0-1
vs. Gonzaga: 1-0
vs. Green Bay: 1-0
vs. Hampton: 1-0
vs. Idaho State: 1-0
vs. Indiana: 0-1
vs. Illinois: 1-0
vs. Iowa: 0-1
vs. James Madison: 0-1
vs. Liberty: 1-0
vs. Louisiana Tech: 0-1
vs. McNeese State: 1-0

vs. Michigan State: 1-1
vs. Navy: 1-0
vs. Nebraska: 2-0
vs. North Carolina: 0-1
vs. NC State: 0-1
vs. UNC Asheville: 1-0
vs. Ohio State: 0-1
vs. Oklahoma: 1-1
vs. Princeton: 1-1
vs. South Carolina: 1-0
vs. Syracuse: 1-0
vs. Tennessee State: 1-0
vs. UCLA: 0-1
vs. Washington: 0-1
vs. Wright State: 1-0





NCAA TOURNAMENT GAME-BY-GAME STATISTICS

2010

3/20/10	Kentucky	1st Rd	3,560	25	49	.510	7	11	.636	26	36	.722	9	17	26	26.0	17	15	15	2	16	83
	Liberty			32	64	.500	2	9	.222	11	16	.688	17	21	38	38.0	25	8	22	1	8	77
3/22/10	Kentucky	2nd Rd	3,361	25	59	.424	3	13	.231	17	28	.607	11	29	40	33.0	13	13	11	4	14	70
	#24/25 Michigan St.			19	55	.345	2	12	.167	12	15	.800	8	29	37	37.5	21	9	18	5	8	52
3/28/10	Kentucky	Sweet 16	5,907	31	62	.500	8	16	.500	6	12	.500	13	23	36	34.0	21	15	16	3	10	76
	#4 Nebraska			24	51	.471	5	12	.417	14	20	.700	7	18	25	33.3	15	10	16	2	5	67
3/30/10	Kentucky	Elite Eight	4,021	23	70	.329	2	17	.118	20	22	.909	20	14	34	34.0	17	6	14	0	12	68
	#12 Oklahoma			32	52	.615	5	15	.333	19	21	.905	8	28	36	34.0	18	15	21	2	8	88

2006

3/18/06	Kentucky	1st Rd	3,396	23	50	.460	1	9	.111	22	31	.710	13	27	40	40.0	14	13	20	5	11	69
	Chattanooga			24	63	.381	6	27	.222	5	8	.625	14	17	31	31.0	19	13	19	2	9	59
3/20/06	Kentucky	2nd Rd	3,212	26	62	.419	7	20	.350	4	4	1.000	10	23	33	36.5	16	15	14	7	8	63
	#16/17 Michigan State			25	59	.424	3	12	.250	14	19	.737	14	26	40	35.5	5	12	13	4	5	67

1999

3/13/99	Kentucky	1st Rd	2,390	31	59	.525	5	12	.416	31	40	.775	18	19	37		26	13	24	2	12	98
	Nebraska			30	60	.500	5	11	.454	27	35	.771	16	15	31		29	11	22	0	12	92
3/15/99	Kentucky	2nd Rd	2,604	21	64	.328	5	23	.217	16	25	.64	14	19	33		26	63	17	1	10	63
	UCLA			26	55	.472	3	11	.272	32	35	.914	12	33	45		18	10	20	3	9	87

1991

3/13/91	Kentucky	1st Rd	-	24	48	.500	3	9	.333	11	16	.688	4	24	28		18	8	21	0	4	62
	James Madison			28	59	.475	1	8	.125	13	19	.684	1	2	3		15	16	13	2	11	70

1986

3/12/86	Kentucky	1st Rd	-	35	71	.493	-	-	-	0	1	.000	-	-	31		16	27	13	0	7	70
	Drake			32	53	.604	-	-	-	9	16	.563	-	-	30		9	20	13	3	7	73

1983

3/18/83	Kentucky	1st Rd	-	28	75	.373	-	-	-	20	30	.667	-	-	42		24	14	19	2	5	76
	Indiana			31	48	.646	-	-	-	25	31	.806	-	-	35		24	18	20	5	5	87

1982

3/14/82	Kentucky	1st Rd	-	39	66	.591	-	-	-	10	24	.417	-	-	47		19	24	24	1	1	88
	Illinois			37	80	.463	-	-	-	6	9	.667	-	-	37		23	21	15	2	17	80
3/18/82	Kentucky	2nd Rd	-	33	74	.446	-	-	-	7	16	.438	-	-	35		14	17	12	0	12	73
	South Carolina			32	67	.478	-	-	-	5	9	.556	-	-	50		17	18	26	4	6	69
3/20/82	Kentucky	Regional Finals	-	26	58	.448	-	-	-	8	9	.889	-	-	25		19	15	21	0	4	60
	Louisiana Tech			38	68	.559	-	-	-	6	21	.286	-	-	42		19	24	16	4	14	82


KENTUCKY'S NCAA TOURNAMENT HISTORY

Year	Region	Site	UK (Seed)	Opponent (Seed)	Round	Result
1982	Midwest	Lexington, Ky. Ruston, La.	Kentucky (2)	Illinois (7) South Carolina (3) Louisiana Tech (1)	1st Regional Semifinals Regional	W, 88-80 W, 73-69 L, 60-82
1983	Midwest	Lexington, Ky.	Kentucky (3)	Indiana (6)	1st	L, 76-87
1986	Midwest	Des Moines, Iowa	Kentucky (7)	Drake (10)	1st	L, 70-73
1991	East	Harrisonburg, Va.	Kentucky (9)	James Madison (8)	1st	L, 62-70
1999	West	Los Angeles, Calif.	Kentucky (6)	Nebraska (11) UCLA (3)	1st 2nd	W, 98-92 L, 63-87
2006	Bridgeport	Chicago, Ill.	Kentucky (5)	Chattanooga (12) Michigan State (4)	1st 2nd	W, 69-59 L, 63-67
2010	Kansas City	Louisville, Ky. Kansas City, Mo.	Kentucky (4)	Liberty (13) Michigan State (5) Nebraska (1) Oklahoma (3)	1st 2nd Regional Semifinals Regional Finals	W, 83-77 W, 70-52 W, 76-67 L, 68-88
2011	Spokane	Albuquerque, N.M.	Kentucky (4)	Hampton (13) North Carolina (5)	1st 2nd	W, 66-62 (OT) L, 74-86
2012	Kingston	Ames, Iowa Kingston, R.I.	Kentucky (2)	McNeese State (15) Green Bay (7) Gonzaga (11)	1st 2nd Regional Semifinals	W, 68-62 W, 65-62 W, 79-62
2013	Bridgeport	Queens, N.Y. Bridgeport, Conn.	Connecticut (1) Kentucky (2)	Regional Finals Navy (15) Dayton (7) Delaware (6)	1st 2nd Regional Semifinals Regional Finals	L, 65-80 W, 61-41 W, 84-70 W, 69-62 L, 53-84
2014	South Bend	Lexington, Ky.	Kentucky (3)	Wright State (14) Syracuse (6) Baylor (2)	1st 2nd Regional Semifinals	W, 106-60 W, 64-59 L, 72-90
2015	Albany	South Bend, Ind. Lexington, Ky.	Kentucky (2)	Tennessee State (15) Dayton (7)	1st 2nd	W, 97-52 L, 99-94
2016	Lexington	Lexington, Ky.	Kentucky (3)	UNC Asheville (14) Oklahoma (6) Washington (7)	1st 2nd Regional Semifinals	W, 85-31 W, 79-58 L, 85-72
2017	Lexington	Lexington, Ky.	Kentucky (4)	Belmont (13) Ohio State (5)	1st 2nd	W, 73-70 L, 82-68
2019	Greensboro	Raleigh, N.C.	Kentucky (6)	Princeton (11) NC State (3)	1st 2nd	W, 82-77 L, 72-57
2021	River Walk	Alamodome Bill Greehey Arena	Kentucky (4)	Idaho State (13) Iowa (5)	1st 2nd	W, 71-63 L, 86-72
2022	Bloomington	Assembly Hall	Kentucky (6)	Princeton (11)	1st	L, 69-62





ALL-TIME NCAA TOURNAMENT TEAMS




1981-82

Overall Record: 24-8

NCAA Midwest Regionals • Ruston, La.

- 1st • Kentucky 88, Illinois 80
- 2nd • Kentucky 73, South Carolina 69
- 3rd • Louisiana Tech 82, Kentucky 60

- Coach Terry Hall led the Lady Kats to their finest season ever, a 24-8 campaign that ended in the Midwest Regional championship, where UK fell to No. 1-ranked and eventual national champion Louisiana Tech on the Lady Techsters' home floor.
- By the end of the season, UK was playing so well that Hall proclaimed, "If we had been in any other region, we would have been in the Final Four."



1982-83


Overall Record: 23-5

NCAA Mideast Region • Lexington, Ky.

- 1st • Indiana 87, Kentucky 76

- The Wildcats were ranked as high as No. 4 nationally during the 1982-83 season but were upset by Indiana in the first round of the NCAA Tournament.
- All-American Valerie Still had 28 points and 13 rebounds but the Wildcats couldn't overcome the hot-shooting Hoosiers. IU shot 64.6 percent for the game, including 82.4 percent (14-of-17) in the second half. Three IU players scored over 20 points.

Back Row (L-R): Terry Hall, Coach; Lynn Norenberg, Grad. Asst.; Kathy Lokie, Valerie Still, Jody Runge, Grace Odrick, Terri Naiser, Tayna Fogle, Dottie Berry, Asst. Coach; Mimi Porter, Trainer. Seated (L-R): Michele Oberst, Manager; Lisa Collins, Donna Martin, Patty Jo Hedges, Lori Edgington, Lea Wise, Diane Stephens, Gary Loyd, Manager.



1990-91

Overall Record: 20-9

NCAA East Region • Harrisonburg, Va.

- 1st • James Madison 70, Kentucky 62

- Under the direction of head coach Sharon Fanning, the Wildcats made their first appearance in the NCAA Tournament since 1985-86.
- It marked Coach Fanning's first-ever trip to the Big Dance.
- UK narrowly fell to James Madison, a team that later went on to defeat top-seeded Penn State in the second round.

Back Row (L-R): Ilene Hauser, Grad. Asst.; Lisa Bressman, Grad. Asst.; Jennifer Gray, Christe Jordan, Cathy Proctor, Tedra Eberhart, Coach Sharon Fanning, Jocelyn Mills, Rebekah Reasor, Tiundra Love, Pattresa Leonard, Karen Booker, Asst.; Jerry McLaughlin, Asst. Coach. Seated (L-R): Lucretia Hunter, Trainer; Diana Pardee, Manager; Mia Daniel, Stacy McIntyre, Jamie Hobgood, Tracye Davis, Kristi Cushenberry, Kayla Campbell, Karen Killen, Jennifer Johnson, Manager; Stacye Buzzanca, Manager.

ALL-TIME NCAA TOURNAMENT TEAMS



Back Row (L-R): Terri Naiser, Valerie Still, Jody Runge, Sally Loughton, Karen Mosley, Leslie Nichols, Lisa Collins. Seated (L-R): Diane Stephens, Donna Martin, Patty Jo Hedges, Lea Wise, Audre Andrew, Lynnette Lewis.

1985-86

Overall Record: 18-11

NCAA Midwest Region • Des Moines, Iowa

1st • Drake 73, Kentucky 70

- The 1985-86 team, led by Coach Terry Hall, defeated four Top 20 teams en route to the NCAA Tournament.
- The Cats lost a three-point heartbreaker despite a career-high 24 points and 10 assists from junior Sandy Harding. Drake hit 9-of-16 free throws compared to UK's 0-of-1.



Back Row (L-R): Strength Coach Chris Rounds, Manager LaTrice Hogan, Manager Trey Clark, Head Coach Bernadette Mattox, Assistant Coach Leslie Nichols, Katie Vieth, Shantia Owens, Laura Meadows, Tanesha Seaton, Stephanie Christman, Assistant Coach Meghan Burke, Assistant Coach Rick Griffith, Manager Wes Thompson, Manager Erica Lynch, Athletic Trainer Amy Plas. Seated (L-R): Natalie Martinez, Rae Keith, Carolyn Alexander, Tiffany Wait, Jaye Barnes, Kenya Young, Erica Jackson, LaTonya McDole.

1998-99

Overall Record: 21-11

NCAA West Regional • Los Angeles, Calif.

1st • Kentucky 98, Nebraska 92

2nd • UCLA 87, Kentucky 63

- For the first time in 17 years, the UK women's basketball team won a first round game in the NCAA Tournament, defeating Nebraska 98-92 in 1999.
- The Cats' 64 second-half points were the most scored by a team in a half in the history of the West Regional first or second round.
- Kentucky's 98 points vs. Nebraska in 1999 were the most by the Wildcats in a NCAA Tournament game in school history.



Back Row (L-R): Matt Brigance (Mgr.), Aaron Webber (Mgr.), Freddie Perry (Mgr.), Justin Scott (Video Coordinator), Jason Nehring (Strength & Conditioning Coach), Trisha Matsyak (Athletic Trainer), Emily Jones (Mgr.), Beth Davis (Head Mgr.). Second Row (L-R): LaQwesa "Moe" Gamble, Jenn'e Jackson, Jennifer "Lanky" Humphrey, Sarah Elliott, Eleia Roddy, Afton Perry, Stephanie Stumbo, Chante' Bowman. Front Row (L-R): Assistant Coach Vonn Read, Head Coach Mickie DeMoss, Carly Ormerod, Oreonna Taylor, Samantha Mahoney, Nastassia Alicius, Jenny Pfeiffer, Assistant Coach Niya Butts, Assistant Coach Pam Stackhouse.

2005-06

Overall Record: 22-9

NCAA Bridgeport (Conn.) Regional • Rosemont, Ill.

1st • Kentucky 69, Chattanooga 59

2nd • Michigan State 67, Kentucky 63

- Mickie DeMoss led the Wildcats to their sixth all-time appearance in the NCAA Tournament and their first bid to the "Big Dance" since 1999.
- UK's No. 5 seed was its highest seed since the 1983 season and its first No. 5 seed in NCAA Tournament history.
- UK's 10-point win (69-59) over Chattanooga in the first round marked UK's largest margin of victory in an NCAA Tournament game.



ALL-TIME NCAA TOURNAMENT TEAMS



Back Row (L-R): Stephanie Campbell (Admin. Assistant), Brian Sensibaugh (Mgr.), B.J. Hazelwood (Mgr.), Stephanie Tracey-Simmons (Strength Coach), Christian Stefanopoulos (Video Coordinator), Donovan Rogers (Mgr.), David Stefanopoulos (Mgr.), Amy Tilley (Recruiting Assistant). Middle Row (L-R): Assistant Coach Matt Insell, Assistant Coach Shalon Pillow, Amani Franklin, Brittany Henderson, Anna Cole, Lydia Watkins, Victoria Dunlap, Assistant Coach Kyra Elzy, Pam Stackhouse (Asst. AD/Women's Basketball). Front Row (L-R): A'dia Mathies, Rebecca Gray, Crystal Riley, Matthew Mitchell (Head Coach), Amber Smith, Carly Morrow, Keyla Snowden.

2009-10

Overall Record: 28-8

NCAA First & Second Rounds • Louisville, Ky.
NCAA Kansas City Regional • Kansas City, Mo.

1st • #19/15 Kentucky 83, Liberty 77
2nd • #19/15 UK 70, #24/25 Michigan State Sweet 16 • #19/15 UK 76, #4/4 Nebraska 67
Elite Eight • #12/12 Oklahoma 88, #19/15 UK 68

- Matthew Mitchell led the Wildcats to their seventh all-time appearance in the NCAA Tournament and their first bid since 2006.
- UK's No. 4 seed was its highest seed since the 1983 season and its first No. 4 seed in NCAA Tournament history.
- UK's appearance in the Elite Eight was its first since the very first NCAA Tournament in 1982.
- Victoria Dunlap was named to Kansas City All-Region Team after averaging 21.0 points and 9.0 rebounds in four games. She became the first UK player to be named to a regional all-tournament team in school history.



Back Row (L-R): Kyra Elzy (Associate Head Coach), Sarah Gerichs (Student Athletic Trainer), Karen Hewitt (Video Coordinator), Stephanie Campbell (Admin. Assistant), Nikki Stewart (Recruiting Assistant), Phillip Smith (Mgr.), David Stefanopoulos (Mgr.), Brian Sensibaugh (Mgr.), Donovan Rogers (Mgr.), Shalon Pillow (Assistant Coach). Middle Row (L-R): Assistant Coach Matt Insell, Stephanie Tracey-Simmons (Strength Coach), Amber Smith, Carly Morrow, Brittany Henderson, Samantha Drake, Sarah Beth Barnette, Victoria Dunlap, A'dia Mathies, Courtney Jones (Senior Athletic Trainer), Pam Stackhouse (Asst. AD/Women's Basketball). Front Row (L-R): Maegan Conwright, Jennifer O'Neill, Crystal Riley, Matthew Mitchell (Head Coach), Keyla Snowden, Bernisha Pinkett, Kastine Evans.

2010-11

Overall Record: 25-9

NCAA First & Second Rounds • Albuquerque, N.M.

1st • #17/16 Kentucky 66, Hampton 62 (OT)
2nd • #14 North Carolina 86, #17/16 Kentucky 74

- Matthew Mitchell led the Wildcats to their eighth all-time appearance in the NCAA Tournament and back-to-back appearances in the "Big Dance" for the first time since the 1981-82 and 1982-83 seasons.
- UK received the No. 4 seed for the second straight season.
- UK played its first overtime game in the NCAA Tournament, defeating Hampton in the first round, 66-62. Victoria Dunlap notched her ninth and final double-double of her career with 13 points and 12 rebounds.



Back Row (L-R): Sarah Gerichs (Student Athletic Trainer), Amy Tilley (Staff Support Associate), Karen Hewitt (Video Coordinator), Angela Schoenherr (Staff Support Associate), Stephanie Tracey-Simmons (Strength & Conditioning Coach), Courtney Jones (Senior Athletic Trainer), Kalee Robertson (Mgr.), Rachel Smith (Mgr.), Storm Dickerson (Mgr.). Middle Row (L-R): Brian Sensibaugh (Mgr.), Kevin Stewart (Mgr.), Kastine Evans, Maegan Conwright, Brittany Henderson, DeNesha Stallworth, Samantha Drake, Azia Bishop, Samarie Walker, Bra'Shey Ali, Bria Goss, Donovan Rogers (Mgr.), David Stefanopoulos (Mgr.). Front Row (L-R): Ukari Figgs (Asst. AD/Women's Basketball), Kyra Elzy (Associate Head Coach), Bernisha Pinkett, Crystal Riley, Amber Smith, Matthew Mitchell (Head Coach), Keyla Snowden, Jennifer O'Neill, A'dia Mathies, Matt Insell (Assistant Coach), Shalon Pillow (Assistant Coach).

2011-12

Overall Record: 28-7

NCAA First & Second Rounds • Ames, Iowa
NCAA Kingston (R.I.) Regional • Kingston, R.I.

1st • #12/11 Kentucky 68, McNeese State 62
2nd • #12/11 UK 65, #10/10 Green Bay 62
Sweet 16 • #12/11 UK 79, RV/#24 Gonzaga 62
Elite Eight • #3/3 Connecticut 80, #12/11 UK 65

- Matthew Mitchell led UK to its school-record third consecutive and ninth overall NCAA Tournament.
- The Wildcats' No. 2 seed tied the highest ever in the NCAA Tournament. UK was also the No. 2 seed in 1982.
- UK advanced to the Elite Eight for the second time in three years.
- UK hit 12 threes vs. Gonzaga, the most ever by the Cats in an NCAA Tournament game.
- UK grabbed a season-high 58 rebounds vs. McNeese State, the most for UK in the Big Dance at that time.
- Samarie Walker was named to the All-Regional Tournament Team.



ALL-TIME NCAA TOURNAMENT TEAMS



Back Row (L-R): Morgan Jett (Mgr.), Amy Tilley (Staff Support Associate), Courtney Jones (Senior Athletic Trainer), Angela Schoenherr (Staff Support Associate), Tiffany Hayden (Academic Counselor), Brian Sensibaugh (Mgr.), Brice Littlepage (Mgr.), Justin McKinley (Mgr.), Storm Dickerson (Mgr.). Middle Row (L-R): Bob Dunn (Video Coordinator), Crystal Riley (Student Assistant), Sharon Pillow (Assistant Coach), Danielle Santos (Assistant Coach), Brittany Henderson, Jelleah Sidney, Denesha Stallworth, Samantha Drake, Azia Bishop, Samarie Walker, Maegan Conwright, Matt Insell (Assistant Coach), Ukari Figgs (Asst. AD/Women's Basketball), Stephanie Tracey-Simmons, Strength & Conditioning Coach. Front Row (L-R): Bernisha Pinkett, Jennifer O'Neill, Bria Goss, Matthew Mitchell (Head Coach), A'dia Mathies, Kastine Evans and Janee Thompson.

2012-13

Overall Record: 30-6

**NCAA First & Second Rounds • Queens, N.Y.
NCAA Bridgeport (Conn.) Regional**

1st • #7/7 Kentucky 61, Navy 41
2nd • #7/7 Kentucky 84, #18/15 Dayton 70
Sweet 16 • #7/7 UK 69, #15/16 Delaware 62
Elite Eight • #3/3 Connecticut 83, #7/7 UK 53

- Matthew Mitchell led UK to its school-record fourth consecutive and 10th overall NCAA Tournament.
- The Wildcats' No. 2 seed tied the highest ever in the NCAA Tournament. UK was also the No. 2 seed in 2012 and 1982.
- UK advanced to the Elite Eight for the second straight time and third in the last four years.
- Jennifer O'Neill was named to the Bridgeport All-Regional Tournament Team.
- UK's 20-point win over Navy marked the largest margin of victory for Kentucky in a NCAA Tournament game and Navy's 41 points were the fewest by a UK opponent in an NCAA Tournament game.



Back Row (L-R): Danielle Santos (Assistant Coach), Jeff House (Assistant Coach), Sharon Pillow (Assistant Coach), Storm Dickerson (Mgr.), Morgan Jett (Mgr.), Brice Littlepage (Mgr.), Tiffany Hayden (Academic Counselor), Justin Mathis (Mgr.), Courtney Jones (Senior Athletic Trainer), Beth Price (Staff Support Associate), Amy Tilley (Administrative Support Associate). Middle Row (L-R): Bob Dunn (Video Coordinator), Kyvin Goodin-Rogers, Jelleah Sidney, DeNesha Stallworth, Samantha Drake, Azia Bishop, Samarie Walker, Bernisha Pinkett, Ukari Figgs (Asst. AD/Women's Basketball), John Spurlock (Strength & Conditioning Coach), Crystal Riley (Staff Support Associate). Front Row (L-R): Linnae Harper, Bria Goss, Kastine Evans, Matthew Mitchell (Head Coach), Jennifer O'Neill, Janee Thompson, Makayla Epps.

2013-14

Overall Record: 26-9

**NCAA First & Second Rounds • Lexington, Ky.
NCAA South Bend Regional**

1st • #10/11 Kentucky 106, Wright State 60
2nd • #10/11 Kentucky 64, Syracuse 59
Sweet 16 • #5/6 Baylor 90, #10/11 Kentucky 72

- Matthew Mitchell led UK to its school-record fifth consecutive and 11th overall NCAA Tournament.
- The No. 3 seed was the second in school history for the Wildcats, the first since 1983.
- UK advanced to the Sweet 16 for the third consecutive season and fourth in the last five years.
- UK tied an NCAA record for rebounds in an NCAA Tournament game with 67 vs. Wright State. The Duke vs. Alabama game which went into four overtimes on March 18, 1995 also had 67 rebounds.
- The 67 rebounds were a school record for the Cats.
- Against Wright State, UK set program record for most points (106), rebounds (67), field goals made (44), blocks (12), largest margin of victory in an NCAA Tournament game.



Back Row (L-R): Morgan Jett (Mgr.), Abby Newton (Student Athletic Trainer), Courtney Jones (Senior Athletic Trainer), Beth Price (Staff Support Associate), John Spurlock (Strength & Conditioning Coach), Tiffany Hayden (Academic Counselor), Will Alton (Video Coordinator), Eric Huster (Mgr.), Alex Day (Mgr.). Middle Row (L-R): Amani Franklin (Staff Support Associate), Crystal Riley (Staff Support Associate), Tamika Williams (Assistant Coach), Christian Stefanopoulos (Assistant Coach). Back Row (L-R): Alyssa Rice, Jelleah Sidney, Alexis Jennings, Ivana Jakubcova, Azia Bishop, Kyvin Goodin-Rogers, Adeniyi Amadou (Assistant Coach), Amy Tilley (Asst. AD/Women's Basketball), Kortez Wilson (Equipment Mgr.), Storm Dickerson (Mgr.). Front Row (L-R): Jaycee Coe, Janee Thompson, Bria Goss, Head Coach Matthew Mitchell, Jennifer O'Neill, Linnae Harper, Makayla Epps.

2014-15

Overall Record: 24-10

NCAA First & Second Rounds • Lexington, Ky.

1st • #11/11 Kentucky 97, Tennessee State 52
2nd • #11/11 Kentucky 94, Dayton 99

- Matthew Mitchell led UK to its school-record sixth consecutive and 11th overall NCAA Tournament.
- UK earned a No. 2 seed in the tournament for the fourth time in program history and the third in the last four seasons.
- UK set a new school record for free throws attempted in a NCAA Tournament game against Tennessee State with 42, while it had 18 steals against TSU, which also set a school record for most steals in a NCAA Tournament game.
- Against Dayton, UK set a program record for fewest turnovers in a game with five, while Jennifer O'Neill had five steals to tie the program record for most steals in a NCAA Tournament game.



ALL-TIME NCAA TOURNAMENT TEAMS



Back Row (L-R): Alex Day (Mgr.), Mitchell Long (Mgr.), Camryn Whitaker (Assistant Coach), Tamika Williams-Jeter (Assistant Coach), Allison King (Mgr.), Torian Akins (Mgr.), Courtney Jones (Athletic Trainer), Beth Price (Staff Support Associate), John Spurlock (Strength & Conditioning), Tiffany Hayden (Academic Counselor), Will Alton (Video Coordinator), Morgan Jett (Mgr.), Kim Troxall (Creative Director), Kortez Wilson (Equipment Manger), Adeniyi Amadou (Assistant Coach), Amani Franklin (Staff Support Associate), **Middle Row (L-R):** Morgan Rich, Evelyn Akhator, Alyssa Rice, Ivana Jakubcova, Alexis Jennings, Batouly Camara, Kyvin Goodin-Rogers, Makenzie Cann. **Front Row (L-R):** Maci Morris, Chrisae Rowe, Janea Thompson, Matthew Mitchell (Head Coach), Linnae Harper, Makayla Epps, Taylor Murray.

2015-16

Overall Record: 25-8

NCAA First & Second Rounds • Lexington, Ky.
NCAA Lexington Regional • Lexington, Ky.

1st • #12/13 Kentucky 85, UNC Asheville 31
2nd • #12/13 Kentucky 79, #24/23 Oklahoma 58
Sweet 16 • Washington 85, #12/13 Kentucky 72

- Matthew Mitchell led UK to its school-record seventh consecutive and 12th overall NCAA Tournament.
- UK earned a No. 3 seed in the tournament for the third time in program history and hosted the first and second rounds of the event for the third straight season.
- Kentucky recorded its highest margin of victory in an NCAA Tournament appearance in program history, besting the previous margin by eight. The 31 points scored by UNC Asheville were also an NCAA Tournament opponent low by 10 points..
- Makayla Epps netted a season-high 30 points in the setback to Washington in the Sweet 16 setback, which was the fifth 30-point performance in UK NCAA Tournament history. Evelyn Akhator tied the UK NCAA Tournament record with 14 rebounds.



Back Row (L-R): Rachel Potter, Ogechi Anyagaligbo, Evelyn Akhator, Alyssa Rice, Makenzie Cann, LaShae Halsel **Front Row (L-R):** Paige Poffenberger, Jessica Hardin, Taylor Murray, Matthew Mitchell (Head Coach), Makayla Epps, Jaida Roper, Maci Morris

2016-17

Overall Record: 22-11

NCAA First & Second Rounds • Lexington, Ky.

1st • #18/24 Kentucky 73, Belmont 70
2nd • #18/24 Kentucky 68, #11/10 Ohio State 82

- Matthew Mitchell led UK to its school-record eighth consecutive and 13th overall NCAA Tournament.
- UK earned a No. 4 seed in the tournament for the third time in program history and hosted the first and second rounds of the event for the fourth straight season.
- Kentucky advanced to the second round with a 73-70 win over Belmont in the opening round. Makayla Epps was the star for Kentucky with 30 points, adding five rebounds and two assists. Fellow senior Evelyn Akhator scored 22 points with 10 rebounds for her 17th double-double of the year. Overall, UK shot 46.4% from the field and hit seven 3-pointers.
- In her final game as a Wildcat, Makayla Epps scored 21 points with four assists in UK's loss to Ohio State, while Akhator posted another double-double with 14 points and a UK NCAA Tournament game record 23 rebounds.



Front Row (L-R): Sabrina Haines, Amanda Paschal, LaShae Halsel, Taylor Murray, Matthew Mitchell, Maci Morris, Paige Poffenberger, Jaida Roper, Kameron Roach; **Second Row (L-R):** Kortez Wilson, Aisha Foy, Niya Butts, Ogechi Anyagaligbo, Blair Green, Rhyme Howard, Nae Nae Cole, Dorie Harrison, Tatyana Wyatt, KeKe McKinney, Amber Smith, Kyra Elzy, Amy Tilley; **Back Row (L-R):** Rachael Blackburn, Braxton Whitney, Braxton Price, Maggie Hudson, Courtney Jones, Jackie Clark, Tiffany Hayden, Carrie Marshall, Daniel Boice, Austin Painter, Philip McManamy, Kim Troxall

2018-19

Overall Record: 25-8

NCAA First & Second Rounds • Raleigh, N.C.

1st • #17/17 Kentucky 82, Princeton 77
2nd • #17/17 Kentucky 57, #10/10 Ohio State 72

- After missing the NCAA Tournament in 2017-18, the Wildcats returned to the Big Dance and advanced to the second round before falling to NC State.
- Matthew Mitchell remained undefeated in first-round games moving to 9-0 as a head coach with the team's win over Princeton. The Wildcats shot 50 percent from the field and hit 9-of-18 3s in the game.
- Kentucky ended the season No. 17 in the AP Poll and No. 21 in the USA Today/Coaches Top 25.
- The 25-win season for Kentucky was its first since 2015-16 and only the eighth in program history with seven of the eight coming under Mitchell.
- Kentucky hit 234 3-pointers as a team on the season which was the second most by a UK team in program history.
- Rhyme Howard busted onto the national scene as she was tabbed the unanimous national freshman of the year.



ALL-TIME NCAA TOURNAMENT TEAMS



(L-R): Niya Butts (ast. coach), Jazmine Massengill, Kyra Elzy (head coach), Emma King, Nyah Leveretter, Dre'una Edwards, Olivia Owens, KeKe McKinney, Rhyne Howard, Treasure Hunt, Chasity Patterson, Kameron Roach, Tatyana Wyatt, Robyn Benton, Erin Toller, Blair Green, Amber Smith (ast. coach), Daniel Boice (ast. coach)
****an official 2020-21 team photo was never taken due to the COVID-19 pandemic****

2020-21

Overall Record: 18-9

NCAA Tournament • San Antonio, Texas

1st • #18/19 Kentucky 71, Idaho State 63
 2nd • #18/19 Kentucky 72, Iowa 86

- The Wildcats earned a No. 4 seed in the NCAA Tournament, marking the fourth time the Wildcats have been a No. 4 seed in the event. This is the 11th time UK has been a top-four seed in the event and the first since 2017.
- Kyra Elzy is the first UK women's basketball head coach to take the Wildcats to the NCAA Tournament in her first season at the helm.
- Rhyne Howard was named the SEC Player of the Year by league coaches for the second straight season.
- UK was one of 10 teams nationally with at least four wins vs. top 25 NET teams. The others are Stanford, Baylor, South Carolina, Maryland, UCLA, Indiana, Texas A&M, Georgia, Tennessee, Ohio State and Northwestern.



Front Row (L-R): Niya Butts, Jada Walker, Jazmine Massengill, Rhyne Howard, Kyra Elzy, Blair Green, Robyn Benton, Erin Toller, Gail Goestenkors; Second Row (L-R): Passion Richardson, Amy Tilley, Lee Taylor, Amber Smith, Emma King, Dre'una Edwards, Olivia Owens, Nyah Leveretter, Treasure Hunt, DeNesha Stallworth, Tiffany Hayden, Aisha Foy; Back Row (L-R): Declan Maloney, Ethan Howard, Dashaun Williams, JT Orem, Daniel Boice, Carrie Marshall, Courtney Jones, Kim Troxall

2021-22

Overall Record: 19-12


NCAA Tournament • Bloomington, Ind.

1st • #15 Kentucky 62, #25 Princeton 69

- UK entered the tournament on a 10-game winning streak with wins at Bama, vs. MSU (2x), vs. VU, at Arkansas, at Mizzou, vs. AU, vs. LSU, vs. UT and SC. UK won six straight games to end the regular season for the first time since 2016. UK won five straight during the streak by 15 or more points. It is the first time UK has beat five straight SEC teams by 15 or more points in program history. This was UK's longest win streak since 18-19.
- UK defeated No. 6 LSU, No. 18 Tennessee and No. 1 South Carolina in the SEC Tournament to earn the No. 7 seed in the NCAA Tournament.
- UK's SEC Tournament Championship was its second in program history and the first since 1982.



CATS IN THE WNIT



Back Row (L-R): Coach Debbie Yow, Maria Donhoff, Pam Browning, Laura Upton, Liz Lukschu, Jeannine Mjoseth, Janet Timperman, Assistant Coach Diane Beauchamp. Front Row (L-R): Manager Margaret LaFontaine, Debra Oden, Linda Edelman, Geri Grigsby, Debbie Mack, Terry Boyd, Mitzi Combs, Trainer Mimi Porter.

1977-78

Overall Record: 23-12

March 16, 1978

W, Kentucky 92, Kansas 87 (2OT)
Amarillo, Texas


March 17, 1978

L, Texas 75, Kentucky 60
Amarillo, Texas

March 18, 1978

W, Kentucky 79, Cal St. Long Beach 69
Amarillo, Texas

Vanessa Foster-Sutton scored in double-figures throughout the 1990 WNIT Tournament and was named to the All-Tournament team along with teammate Kristi Cushenberry.



Front Row (L-R): Kris Miller, Stacy McIntyre, Tracye Davis, Kristi Cushenberry, Tammy Dowdell, Jennifer Johnson, Malinka Salhi. Back Row (L-R): Assistant Coach Karen Booker, Graduate Asst. Lisa Bressman, Graduate Asst. Jane Dalton, Asst. Coach Jerry McLaughlin, Mia Daniel, Vanessa Foster-Sutton, Cathy Proctor, Lisa Ellis, Pattresa Leonard, Josh Mills, Associate Trainer Sue Stanley, Head Manager Susan Crabtree, Manager Tracy Livingston, Head Coach Sharon Fanning.

1989-90

NWIT Champions

Overall Record: 23-12

March 22, 1990

W, Kentucky 76, Maine 66
Amarillo, Texas (n/a)


March 23, 1990

W, Kentucky 80, Miami (FL) 68
Amarillo, Texas (400)

March 24, 1990

W, Kentucky 85, Toledo 76

Sara Potts was named to the 2005 WNIT All-Tournament team after averaging 27.8 points per game during the four-game postseason run. Potts tallied two 30-plus point games vs. UTC and Xavier.



Back Row (L-R): Chante' Bowman, Keiko Tate, Eleia Roddy, Jennifer Humphrey, Sarah Elliott, Afton Perry, Stephanie Stumbo, Sade Buley. Front Row (L-R): Assistant Coach Matthew Mitchell, Coach Mickie DeMoss, Angela Phillips, Nastassia Alcuis, Danyelle Payne, Sara Potts, Samantha Mahoney, Assistant Coach Pam Stackhouse, Assistant Coach Niya Butts.

2004-05

WNIT Final Four

Overall Record: 23-12

March 18, 2005

W, Kentucky 79, Eastern Michigan 68
Lexington, Ky. (2,125)

March 20, 2005

W, Kentucky 91, Chattanooga 54
Lexington, Ky. (2,035)

March 24, 2005

W, Kentucky 67, Xavier 62
Lexington, Ky. (3,531)

March 28, 2005

L, West Virginia 80, Kentucky 75 (2OT)
Lexington, Ky. (3,452)

Sara Potts was named to the WNIT All-Tournament team after averaging 27.8 points during the four-game postseason run. Potts tallied two 30-plus point games vs. UTC and Xavier in the tournament.



CATS IN THE WNIT

2006-07

Overall Record: 20-14

March 15, 2007

W, Kentucky 65, Oakland 56
Rochester, Mich. (1,030)

March 19, 2007

W, Kentucky 85, Ball State 82
Muncie, Ind. (3,581)

March 22, 2007

L, Wisconsin 67, Kentucky 61
Madison, Wisc. (2,420)

Jenny Pfeiffer nailed five 3-pointers against Oakland in the first round of the 2007 WNIT. She finished with a game-high 21 points. Jennifer Humphrey also pulled down a game-high 10 boards.



Back Row (L-R): Brittany Edelen, Jenn'e Jackson, Jennifer Humphrey, Sarah Elliott, Eleia Roddy, Lydia Watkins, Amani Franklin. Front Row (L-R): Assistant Coach Vonn Read, Head Coach Mickie DeMoss, Carly Ormerod, Chante' Bowman, Nastassia Alcius, Samantha Mahoney, Jenny Pfeiffer, Moe Gamble, Assistant Coach Pam Stackhouse, Assistant Coach Niya Butts.

2007-08

Overall Record: 17-16

March 21, 2008

W, Kentucky 68, Middle Tennessee 66 (OT)
Lexington, Ky. (1,608)

March 26, 2008

W, Kentucky 84, James Madison 76
Lexington, Ky. (1,703)

March 30, 2008

L, Marquette 69, Kentucky 64
Lexington, Ky. (2,102)

Lydia Watkins came off the bench to score 16 points and grab a game-high 16 rebounds in the 68-66 overtime win over Middle Tennessee. UK advanced all the way to the quarterfinals of the 2008 WNIT before falling to eventual champion Marquette, 69-64.



Back Row (L-R): Christian Stefanopoulos (Video Coordinator), Leslie Lusk (Student Trainer), Melinda Redinger (Mgr.), Stephanie Tracey-Simmons (Strength Coach), Tricia Matsyak (Head Trainer), Katie Kaiser (Mgr.), Beth Davis (Administrative Assistant). Middle Row (L-R): Assistant Coach Wendy Palmer, Assistant Coach Vonn Read, Lydia Watkins, Jenn'e Jackson, Eleia Roddy, Sarah Elliott, Catina Bett, Amani Franklin, Victoria Dunlap, (Assoc. Head Coach Niya Butts), Pam Stackhouse (Asst. AD/Women's Basketball), Matthew Mitchell (Head Coach). Front Row (L-R): Brittany Edelen, Amber Smith, Carly Ormerod, Chanté Bowman, Samantha Mahoney, Carly Morrow, Ali Lomax, Chelsea Chowning.

2008-09

Overall Record: 16-16

March 19, 2009

W, Kentucky 81, Chattanooga 76 (OT)
Lexington, Ky. (1,037)

March 22, 2009

L, Wisconsin 49, Kentucky 45
Madison, Wis. (1,169)

Amber Smith – who tied a career high with 17 points – sank eight free throws in the overtime period and Victoria Dunlap scored a career-high 24 points to lead UK to an 81-76 overtime victory over Chattanooga in the first round of the 2009 WNIT.



Back Row (L-R): Lindsay Halligan (Mgr.), Dr. Robert Hosey (Team Doctor), Dean DiMarco (Mgr.), Melinda Redinger (Mgr.), Stephanie Tracey-Simmons (Strength Coach), Tricia Matsyak (Head Trainer), David Stefanopoulos (Mgr.), Donovan Rogers (Mgr.), Angeliq Moss (Student Trainer). Middle Row (L-R): Pam Stackhouse (Asst. AD/Women's Basketball), Sarah Rowe, Amani Franklin, Jenn'e Jackson, Jackie Sanders, Catina Bett, Eleia Roddy, Lydia Watkins, Victoria Dunlap, Rebecca Gray, Keyla Snowden, Christian Stefanopoulos (Video Coordinator). Front Row (L-R): Assistant Coach Kyra Elzy, Matthew Mitchell (Head Coach), Brittany Edelen, Carly Ormerod, Amber Smith, Carly Morrow, Assistant Coach Matt Insell, Assistant Coach Wendy Palmer.



INDIVIDUAL HONORS

KENTUCKY ALL-AMERICANS

1977..... Pam Browning (First team, Street & Smith's)
 1978..... Maria Donhoff (NWIT)
 1980..... Valerie Still (HM, Street & Smith's)
 1981..... Valerie Still (Third team, Kodak)
 1981..... Valerie Still (First team, Street & Smith's)
 1982..... Valerie Still (First team, Street & Smith's)
 1982..... Valerie Still (First team, Kodak)
 1982..... Valerie Still (First team, AWSF)
 1982..... Valerie Still (First team, Street & Smith's)
 1982..... Valerie Still (Basketball Weekly)
 1983..... Valerie Still (First team, Street & Smith's)
 1983..... Valerie Still (First team, Kodak)
 1983..... Valerie Still (Basketball Weekly)
 1990..... Vanessa Foster-Sutton (NWIT)
 1990..... Kristi Cushenberry (NWIT)
 2010..... Victoria Dunlap (First team, WBCA)
 2010..... Victoria Dunlap (USBWA)
 2010..... Victoria Dunlap (Third team, AP)
 2010... Victoria Dunlap (Second team, Full Court Press)
 2010... Victoria Dunlap (2nd team, NetScouts Basketball)
 2011..... Victoria Dunlap (Third team, AP)
 2012... A'dia Mathies (4th team, College Sports Madness)
 2012..... A'dia Mathies (Third team, AP)
 2012..... A'dia Mathies (Second team, Full Court)
 2012..... A'dia Mathies (USBWA)
 2012... A'dia Mathies (Second team, Sporting News)
 2013..... A'dia Mathies (Second team, AP)
 2013..... A'dia Mathies (Second team, Full Court)
 2013..... A'dia Mathies (Honorable Mention, WBCA)
 2014..... Jennifer O'Neill (Honorable Mention, AP)
 2015..... Makayla Epps (Honorable Mention, AP)
 2016.. Makayla Epps (Honorable Mention, AP/WBCA)
 2016... Makayla Epps (1st team, College Sports Madness)
 2017..... Makayla Epps (Honorable Mention, AP)
 2017..... Makayla Epps (Honorable Mention, WBCA)
 2017..... Evelyn Akhator (Honorable Mention, AP)
 2019... Rhyne Howard (Honorable Mention, WBCA)
 2019..... Maci Morris (Honorable Mention, WBCA)
 2020..... Rhyne Howard (First Team, AP)
 2020..... Rhyne Howard (First Team, USBWA)
 2020... Rhyne Howard (First Team, Wooden Award)
 2020... Rhyne Howard (Honorable Mention, WBCA)
 2021..... Rhyne Howard (First Team, AP)
 2021..... Rhyne Howard (First Team, USBWA)
 2021... Rhyne Howard (First Team, Wooden Award)
 2021..... Rhyne Howard (First Team, WBCA)
 2022..... Rhyne Howard (First Team, AP)
 2022..... Rhyne Howard (First Team, USBWA)
 2022... Rhyne Howard (First Team, Wooden Award)
 2022..... Rhyne Howard (First Team, WBCA)

WBCA ALL-REGION 3 TEAM

2010..... Victoria Dunlap
 2011..... Victoria Dunlap
 2012..... A'dia Mathies
 2013..... A'dia Mathies
 2014..... DeNesha Stallworth
 2016..... Makayla Epps
 2019..... Maci Morris
 2019..... Rhyne Howard
 2020..... Rhyne Howard
 2021..... Rhyne Howard
 2022..... Rhyne Howard

FRESHMAN ALL-AMERICANS

1980..... Valerie Still
 2010..... A'dia Mathies
 (Second team, Full Court Press)
 2010..... A'dia Mathies (Gballmag.com)

2012..... Bria Goss (First team, Full Court)

ESPNW NATIONAL FRESHMAN OF THE YEAR

2019..... Rhyne Howard

USBWA NATIONAL FRESHMAN OF THE YEAR

2019..... Rhyne Howard

WBCA NATIONAL FRESHMAN OF THE YEAR

2019..... Rhyne Howard

ACADEMIC HONORS

1999... Tiffany Wait (Second team, GTE CoSIDA)
 2000... Tiffany Wait (Second team, GTE CoSIDA)
 2008... Chelsea Chowning (District 4 Third team, ESPN The Magazine)
 2011... Carly Morrow (District 4 3rd team, Capital One)
 2014... Kastine Evans (District 2, CoSIDA)

SEC ACADEMIC HONOR ROLL

2022... Robyn Benton
 2022... Blair Green
 2022... Treasure Hunt
 2022... Emma King
 2022... Nyah Leveretter
 2022... Olivia Owens
 2021... Blair Green
 2021... Dre'una Edwards
 2021... Emma King
 2021... Keke McKinney
 2021... Chasity Patterson
 2021... Kameron Roach
 2021... Tatyana Watt
 2020... Ogechi Anyagaligbo
 2020... Blair Green
 2020... Sabrina Haines
 2020... Keke McKinney
 2020... Amanda Paschal
 2020... Kameron Roach
 2020... Jaida Roper
 2020... Tayana Wyatt
 2019... Ogechi Anyagaligbo
 2019... LaShae Halsel
 2019... Keke McKinney
 2019... Maci Morris
 2019... Taylor Murray
 2019... Amanda Paschal
 2019... Paige Poffenberger
 2019... Kameron Roach
 2019... Jaida Roper
 2019... Tatyana Wyatt
 2018... Makenzie Cann
 2018... Jessica Hardin
 2018... Maci Morris
 2018... Taylor Murray
 2018... Paige Poffenberger
 2018... Alyssa Rice
 2018... Jaida Roper
 2017... Evelyn Akhator
 2017... Makenzie Cann
 2017... Makayla Epps
 2017... Jessica Hardin
 2017... Maci Morris
 2017... Taylor Murray
 2017... Rachel Potter
 2017... Alyssa Rice
 2016... Ivana Jakubcova
 2016... Alyssa Rice
 2016... Janel Thompson
 2015... Azia Bishop

2015... Makayla Epps
 2015... Bira Goss
 2015... Linnae Harper
 2015... Jelleah Sidney
 2015... Janel Thompson
 2014... Azia Bishop
 2014... Samantha Drake
 2014... Kastine Evans
 2014... Jelleah Sidney
 2014... DeNesha Stallworth
 2014... Janel Thompson
 2013... Kastine Evans
 2013... Brittany Henderson
 2013... DeNesha Stallworth
 2012... Kastine Evans
 2012... Amber Smith
 2012... Keyla Snowden
 2011... Carly Morrow
 2011... Keyla Snowden
 2010... Carly Morrow
 2010... Keyla Snowden
 2010... Anna Cole
 2009... Carly Morrow
 2009... Carly Ormerod
 2009... Eleia Roddy
 2008... Chanté Bowman
 2008... Chelsea Chowning
 2008... Sarah Elliott
 2008... Carly Morrow
 2008... Carly Ormerod
 2008... Eleia Roddy
 2008... Amber Smith
 2007... Chanté Bowman
 2007... Jennifer Humphrey
 2007... Samantha Mahoney
 2007... Carly Ormerod
 2007... Jenny Pfeiffer
 2006... Jennifer Humphrey
 2006... Samantha Mahoney
 2006... Carly Ormerod
 2006... Eleia Roddy
 2006... Oreonna Taylor
 2005... Sara Potts
 2005... Jennifer Humphrey
 2004... Jenerrie Everette
 2004... Jennifer Goin
 2004... Kristen Grassi
 2004... Sara Potts
 2003... Kristin Connolly
 2003... Jennifer Schultz
 2003... Jenny Pfeiffer
 2001... Stephanie Christman
 2001... Tiffany Wait
 2001... Katie Vieth
 2001... Natalie Martinez
 2001... Laura Meadows
 2000... Carolyn Alexander
 2000... Natalie Martinez
 2000... Laura Meadows
 2000... Katie Vieth
 2000... Tiffany Wait
 1999... Laura Meadows
 1999... Katie Vieth
 1999... Tiffany Wait
 1998... Tiffany Wait
 1997... Tiffany Wait
 1996... Julie Swarens-Beickman
 1995... Karri Koach
 1995... Julie Swarens-Beickman
 1994... Jennifer Gray

INDIVIDUAL HONORS

1994 Karri Koach
 1994 Julie Swarens
 1994 Stacey Reed
 1993 Jennifer Gray
 1993 Karri Koach
 1993 Cathy Proctor
 1992 Kristi Cushenberry
 1992 Jennifer Gray
 1992 Stacy McIntyre
 1992 Rebekah Reasor
 1991 Mia Daniel
 1991 Cathy Proctor
 1990 Vanessa Foster-Sutton
 1986 Laurie Hudgens
 1986 Michelle Miller
 1985 Michelle Miller
 1985 Diane Stephens
 1984 Donna Martin
 1984 Jody Runge

MCWHORTER SCHOLAR-ATHLETE OF THE YEAR

2000 Tiffany Wait (Finalist)

SEC COMMUNITY SERVICE TEAM

1999 Tiffany Wait
 2000 Laura Meadows
 2001 LaTonya McDole
 2002 SeSe Helm
 2003 SeSe Helm
 2004 Shambrica Jones
 2005 Afton Perry
 2006 Stephanie Stumbo
 2007 Eleia Roddy
 2008 Samantha Mahoney
 2009 Carly Ormerod
 2010 Carly Morrow
 2011 Victoria Dunlap
 2012 Keyla Snowden
 2013 Kastine Evans
 2014 Kastine Evans
 2015 Bria Goss
 2016 Jane Thompson
 2017 Alyssa Rice
 2018 Makenzie Cann
 2019 Maci Morris
 2020 KeKe McKinney
 2021 Team Award
 2022 Olivia Owens

ALLSTATE WBCA GOOD WORKS TEAM

2014 Kastine Evans
 2015 Bria Goss

SEC PLAYERS OF THE WEEK

Jan. 27, 1987 Sandy Harding
 Feb. 13, 1989 Jodie Whitaker
 March 1, 1993 Jocelyn Mills
 Jan. 24, 1994 Stacey Reed
 Dec. 15, 1998 Jaye Barnes
 Feb. 8, 1999 Tiffany Wait
 Jan. 3, 2000 LaTonya McDole
 Nov. 24, 2003 SeSe Helm
 Jan. 17, 2005 Sarah Elliott
 Jan. 5, 2009 Victoria Dunlap
 Dec. 14, 2009 Victoria Dunlap
 Jan. 25, 2010 Victoria Dunlap
 Feb. 1, 2010 Victoria Dunlap
 Feb. 15, 2010 Victoria Dunlap
 Nov. 22, 2010 Victoria Dunlap
 Dec. 13, 2010 Victoria Dunlap

Dec. 27, 2010 Keyla Snowden
 Nov. 28, 2011 A'dia Mathies
 Dec. 6, 2011 A'dia Mathies
 Jan. 9, 2011 A'dia Mathies
 Dec. 10, 2012 DeNesha Stallworth
 Jan. 21, 2013 A'dia Mathies
 Feb. 11, 2013 A'dia Mathies
 Dec. 2, 2013 DeNesha Stallworth
 Dec. 9, 2013 Jennifer O'Neill
 Feb. 17, 2014 Jennifer O'Neill
 Dec. 8, 2014 Jane Thompson
 Jan. 5, 2015 Jane Thompson
 Feb. 16, 2015 Makayla Epps
 Dec. 15, 2015 Makayla Epps
 Feb. 29, 2015 Evelyn Akhator
 Nov. 15, 2016 Evelyn Akhator
 Dec. 6, 2016 Makayla Epps
 Dec. 27, 2016 Evelyn Akhator
 Jan. 17, 2017 Evelyn Akhator
 Nov. 27, 2018 Taylor Murray
 Dec. 10, 2019 Rhyne Howard
 Jan. 7, 2019 Rhyne Howard
 Jan. 12, 2019 Rhyne Howard
 Feb. 18, 2019 Rhyne Howard
 Jan. 5, 2021 Rhyne Howard
 Feb. 28, 2022 Rhyne Howard

SEC FRESHMAN OF THE WEEK

Dec. 12, 2005 Carly Ormerod
 Feb. 13, 2006 Carly Ormerod
 Nov. 25, 2007 Victoria Dunlap
 Dec. 30, 2007 Amber Smith
 Jan. 13, 2008 Victoria Dunlap
 Feb. 10, 2008 Victoria Dunlap
 Nov. 30, 2009 A'dia Mathies
 Jan. 25, 2010 A'dia Mathies
 Feb. 15, 2010 A'dia Mathies
 Jan. 17, 2011 Bernisha Pinkett
 Jan. 24, 2011 Jennifer O'Neill
 Nov. 14, 2011 Bria Goss
 Dec. 6, 2011 Bria Goss
 Jan. 16, 2012 Bria Goss
 Feb. 20, 2012 Bria Goss
 Dec. 16, 2013 Linnae Harper
 Dec. 29, 2014 Alexis Jennings
 Jan. 30, 2018 Dorie Harrison
 Nov. 13, 2018 Rhyne Howard
 Nov. 27, 2018 Rhyne Howard
 Dec. 11, 2018 Rhyne Howard
 Dec. 23, 2018 Rhyne Howard
 Jan. 8, 2019 Rhyne Howard
 Feb. 12, 2019 Rhyne Howard
 Feb. 19 2019 Rhyne Howard
 Feb. 26, 2019 Rhyne Howard
 Feb. 21, 2022 Jada Walker
The SEC began a Freshman of the Week in 2005-06

SEC 1ST YEAR ACADEMIC HONOR ROLL

2005 Carly Ormerod
 2005 Oreonna Taylor
 2008 Amber Smith
 2008 Carly Morrow
 2011 Katine Evans
 2011 Jennifer O'Neill
 2013 Jane Thompson
 2014 Makayla Epps
 2014 Linnae Harper
 2015 Jaycee Coe
 2015 Ivana Jakubcova
 2015 Alexis Jennings

2015 Alyssa Rice
 2016 Evelyn Akhator
 2016 Batouly Camara
 2016 Makenzie Cann
 2016 Maci Morris
 2016 Taylor Murray
 2017 Ogechi Anyagaligbo
 2017 LaShae Halsel
 2017 Paige Poffenberger
 2017 Jaida Roper
 2018 Dorie Harrison
 2018 Kameron Roach
 2018 Tatyana Wyatt
 2018 KeKe McKinney
 2019 Blair Green
 2019 Sabrina Haines
 2019 Nae Nae Cole
 2020 Dre'una Edwards
 2020 Chasity Patterson
 2020 Emma King
 2021 Robyn Benton
 2021 Treasure Hunt
 2021 Nyah Leveretter

FRANK HAM SOCIETY OF CHARACTER

1999 Tiffany Wait
 2000 Katie Vieth
 2006 Stephanie Stumbo
 2008 Chanté Bowman
 2008 Carly Ormerod
 2010 Carly Morrow
 2013 Kastine Evans
 2015 Bria Goss
 2017 Evelyn Akhator, Alyssa Rice
 2019 Taylor Murray
 2020 KeKe McKinney, Kameron Roach
 2021 Blair Green
 2022 Olivia Owens

SEC COACH OF THE YEAR

2006 Mickie DeMoss (AP and Coaches)
 2010 Matthew Mitchell (AP and Coaches)
 2012 Matthew Mitchell (AP)
 2019 Matthew Mitchell (Coaches)

SEC PLAYER OF THE YEAR

2010 Victoria Dunlap (AP and Coaches)
 2011 Victoria Dunlap (AP)
 2012 A'dia Mathies (AP and Coaches)
 2013 A'dia Mathies (AP and Co-Coaches)
 2020 Rhyne Howard (Coaches)
 2021 Rhyne Howard (Coaches)

SEC FRESHMAN OF THE YEAR

2010 A'dia Mathies (Coaches)
 2012 Bria Goss (AP and Coaches)
 2018 Rhyne Howard (AP and Coaches)

SEC 6TH WOMAN PLAYER OF THE YEAR

2012 Keyla Snowden*
 2014 Jennifer O'Neill*
 2015 Jennifer O'Neill
 2020 Chasity Patterson
 * Co-Player of the Year

SEC DEFENSIVE PLAYER OF THE YEAR

2011 Victoria Dunlap

SEC ALL-DEFENSIVE TEAM

2010 Victoria Dunlap



INDIVIDUAL HONORS

2011.....Victoria Dunlap
2011.....A'dia Mathies
2012.....A'dia Mathies
2013.....Samarie Walker
2018.....Taylor Murray
2019.....Taylor Murray
2020.....Rhyne Howard
2021.....Chasity Patterson

SEC SCHOLAR-ATHLETE OF THE YEAR

2008.....Chelsea Chowning
2018.....Alyssa Rice
2019.....Maci Morris

ALL-SEC (COACHES)

1982.....Valerie Still (First team)
1982.....Lea Wise (First team)
1983.....Valerie Still (First team)
1983.....Patty Jo Hedges (First team)
1984.....Leslie Nichols (First team)
1985.....Leslie Nichols (First team)
1986.....Leslie Nichols (First team)
1987.....Sandy Harding (First team)
1988.....Belitta Croley (First team)
1988.....Jodie Whitaker (Second team)
1989.....Jodie Whitaker (Second team)
1990.....Vanessa Foster-Sutton (First team)
1990.....Tracye Davis (Second team)
1991.....Stacy McIntyre (HM)
1992.....Stacy McIntyre (HM)
1993.....Jocelyn Mills (First team)
1993.....Stacey Reed (Second team)
1994.....Stacey Reed (First team)
1994.....Tedra Eberhart (Second team)
1995.....Stacey Reed (Second team)
1996.....Kim Denkins (Second team)
1998.....Jaye Barnes (Second team)
1999.....Laura Meadows (Second team)
1999.....Tiffany Wait (Second team)
2002.....SeSe Helm (Second team)
2004.....Sara Potts (Second team)
2005.....Sara Potts (Second team)
2006.....Samantha Mahoney (Second team)
2007.....Samantha Mahoney (Second team)
2007.....Sarah Elliott (Second team)
2008.....Samantha Mahoney (Second team)
2008.....Sarah Elliott (Second team)
2009.....Victoria Dunlap (Second team)
2009.....Eleia Roddy (Second team)
2010.....Victoria Dunlap (First team)
2010.....A'dia Mathies (Second team)
2011.....Victoria Dunlap (First team)
2011.....A'dia Mathies (Second team)
2012.....A'dia Mathies (First team)
2013.....A'dia Mathies (First team)
2013.....DeNesha Stallworth (First team)
2013.....Samarie Walker (Second team)
2014.....Jennifer O'Neill (Second team)
2014.....DeNesha Stallworth (Second team)
2015.....Makayla Epps (First team)
2015.....Jennifer O'Neill (Second team)
2016.....Makayla Epps (First team)
2016.....Evelyn Akhator (Second team)
2016.....Janee Thompson (Second team)
2017.....Evelyn Akhator, Makayla Epps (First team)
2018.....Maci Morris (Second team)
2019.....Maci Morris (First team)
2019.....Rhyne Howard (First team)
2020.....Rhyne Howard (First team)
2021.....Rhyne Howard (First team)

2022.....Rhyne Howard (First Team)

HONORABLE MENTION (COACHES)

1991.....Stacy McIntyre
1992.....Stacy McIntyre

SEC ALL-FRESHMAN TEAM

1989.....Kristi Cushenberry (First Team)
1990.....Jocelyn Mills (HM)
1998.....Laura Meadows
2001.....Selia "SeSe" Helm
2005.....Sarah Elliott
2005.....Samantha Mahoney
2006.....Carly Ormerod
2008.....Victoria Dunlap *
2008.....Amber Smith *
2010.....A'dia Mathies *
2011.....Bernisha Pinkett
2012.....Bria Goss
2014.....Linnae Harper
2015.....Alexis Jennings
2016.....Maci Morris
2019.....Rhyne Howard
2019.....Blair Green
2022.....Jada Walker

* Unanimous selection

Note: The Tennessean sponsored the All-Freshman team from 1987 to 1997. The SEC did not honor a freshman team in 1999.

SEC ALL-TOURNAMENT TEAM

1980.....Valerie Still
1981.....Valerie Still
1982.....Valerie Still (MVP)
1982.....Patty Jo Hedges
1988.....Jodie Whitaker
1992.....Stacy McIntyre
2010.....Victoria Dunlap
2010.....A'dia Mathies
2011.....Victoria Dunlap
2012.....A'dia Mathies
2012.....Keyla Snowden
2013.....A'dia Mathies
2014.....Linnae Harper
2014.....DeNesha Stallworth
2015.....Makayla Epps
2016.....Makayla Epps
2017.....Evelyn Akhator, Makayla Epps
2020.....Rhyne Howard
2021.....Rhyne Howard
2022.....Dre'una Edwards, Rhyne Howard

ALL-SEC (AP)

1982.....Valerie Still (First team)
1983.....Valerie Still (First team)
1983.....Patty Jo Hedges (First team)
1984.....Leslie Nichols (First team)
1985.....Leslie Nichols (First team)
1986.....Leslie Nichols (First team)
1987.....Sandy Harding (First team)
1988.....Belitta Croley (First team)
1990.....Vanessa Foster-Sutton (First team)
1993.....Jocelyn Mills (First team)
1994.....Stacey Reed (First team)
2001.....LaTonya McDole (HM)
2003.....Rita Adams (Third team)
2004.....Sara Potts (Second team)
2005.....Sara Potts (Second team)
2006.....Sarah Elliott (HM)
2006.....Jennifer Humphrey (HM)

2006.....Samantha Mahoney (HM)
2007.....Sarah Elliot (Second team)
2007.....Jennifer Humphrey (HM)
2007.....Samantha Mahoney (HM)
2008.....Samantha Mahoney (HM)
2009.....Victoria Dunlap (Second team)
2009.....Eleia Roddy (HM)
2010.....Victoria Dunlap (First team)
2011.....Victoria Dunlap (First team)
2011.....A'dia Mathies (HM)
2012.....A'dia Mathies (First team)
2012.....Bria Goss (HM)
2013.....A'dia Mathies (First team)
2013.....DeNesha Stallworth (Second team)
2014.....Jennifer O'Neill (HM)
2014.....DeNesha Stallworth (HM)
2015.....Makayla Epps (First team)
2015.....Jennifer O'Neill (HM)
2016.....Makayla Epps (First team)
2016.....Evelyn Akhator (Second team)
2016.....Janee Thompson (HM)
2017.....Makayla Epps (First team)
2017.....Evelyn Akhator (Second team)
2019.....Maci Morris (Second team)
2019.....Rhyne Howard (Second team)

Note: From 1989 to 1997 the Coaches All-SEC team was sponsored by The Tennessean. The Associated Press started their own All-SEC team in 1997 and it stopped in 2019.

NCAA TOURNAMENT REGIONAL TEAMS

2010.....Victoria Dunlap (Kansas City)
2012.....Samarie Walker (Kingston)
2013.....Jennifer O'Neill (Bridgeport)



1,000-POINT CLUB



1. VALERIE STILL (6-1, CENTER, 1980-83) - 2,763

Year	GP/GS	FG-FGA	PCT	FT-FTA	PCT	REB-AVG	PTS-AVG	Blocks	Steals	Assists
1979-80	29-29	256-463	55.3	129-183	70.0	403-13.9	641-22.1	46	43	32
1980-81	30-30	260-447	58.1	108-154	70.1	329-10.9	628-20.9	53	64	37
1981-82	32-32	329-565	58.2	136-199	68.3	457-14.3	794-24.8	39	56	46
1982-83	28-28	273-456	59.9	154-212	72.6	336-12.0	700-25.0	18	38	24
Career	119-119	1118-1931	57.8	527-748	70.0	1525-12.8	2763-23.2	156	201	139



2. RHYNE HOWARD (6-2, GUARD, 2019-PRES.) - 2,290

Year	GP/GS	FG-FGA	PCT	3P-3PA	PCT	FT-FTA	PCT	REB-AVG	PTS-AVG	Blocks	Steals	Assists
2018-19	32-32	190-426	.446	74-191	.387	71-105	.676	131-6.6	525-16.4	22	68	75
2019-20	27-27	212-490	.433	84-220	.382	125-158	.791	175-6.5	633-23.4	29	62	66
2020-21	24-24	173-390	.444	56-150	.373	95-122	.779	173-7.3	497-20.7	19	61	91
2021-22	31-31	215-488	.441	70-183	.383	135-167	.808	228-7.4	635-20.5	39	71	102
Career	114-114	790-1794	.440	284-744	.382	426-552	.772	789-6.9	2290-20.1	109	262	334



3. A'DIA MATHIES (5-9, GUARD, 2010-2013) - 2,014

Year	GP/GS	FG-FGA	PCT	3P-3PA	PCT	FT-FTA	PCT	REB-AVG	PTS-AVG	Blocks	Steals	Assists
2009-10	36/36	178-439	.405	31-107	.290	104-149	.698	174-4.8	491-13.6	22	93	87
2010-11	34-33	146-337	.433	22-66	.333	121-178	.680	159-4.7	435-12.8	12	71	89
2011-12	34-34	181-424	.427	51-135	.378	96-141	.681	175-5.1	509-15.0	21	87	93
2012-13	36-36	207-487	.425	73-173	.422	92-122	.754	162-4.5	579-16.1	15	69	80
Career	140-139	712-1687	.422	177-481	.368	413-590	.700	670-4.8	2014-14.4	70	320	349



4. VICTORIA DUNLAP (6-1, FORWARD, 2008-2011) - 1,846

Year	GP/GS	FG-FGA	PCT	3P-3PA	PCT	FT-FTA	PCT	REB-AVG	PTS-AVG	Blocks	Steals	Assists
07-08	33-33	100-228	.439	0-7	.000	40-101	.396	228-6.9	240-7.3	25	43	26
08-09	32-32	162-336	.482	2-8	.250	85-153	.556	290-9.1	411-12.8	38	57	32
09-10	35-35	228-459	.497	2-7	.286	175-254	.689	293-8.4	633-18.1	66	107	48
10-11	33-33	206-450	.458	5-12	.417	145-206	.704	288-8.7	562-17.0	49	100	49
Career	133-133	696-1473	.473	9-34	.265	445-714	.623	1099-8.3	1846-13.9	178	307	155



5. LESLIE NICHOLS (6-0, FORWARD, 1983-86) - 1,797

Year	GP/GS	FG-FGA	PCT	FT-FTA	PCT	REB-AVG	PTS-AVG	Blocks	Steals	Assists
1982-83	28-28	130-247	52.6	58-88	67.0	197-7.0	318-11.3	38	36	59
1983-84	27-25	208-379	54.9	80-97	82.5	218-8.0	496-18.4	11	64	80
1984-85	27-26	211-423	49.9	75-96	78.1	247-9.1	497-18.4	23	74	68
1985-86	29-29	208-399	52.1	70-87	80.4	215-7.4	486-16.7	30	104	116
Career	111-108	757-1448	52.3	283-368	76.9	877-7.9	1797-18.2	102	278	323



6. MAKAYLA EPPS (5-10, GUARD, 2014-2017) - 1,790

Year	GP/GS	FG-FGA	PCT	3P-3PA	PCT	FT-FTA	PCT	REB-AVG	PTS-AVG	Blocks	Steals	Assists
2013-14	34-1	56-116	.483	12-41	.293	31-46	.674	47-1.4	155-4.6	0	11	46
2014-15	34-22	184-414	.444	24-76	.316	114-165	.691	156-4.6	506-14.9	6	45	101
2015-16	32-32	207-438	.473	26-92	.283	106-146	.726	154-4.8	546-17.1	4	41	143
2016-17	33-33	221-481	.459	39-110	.355	102-134	.761	147-4.5	583-17.7	2	34	118
Career	133-88	688-1449	.461	101-319	.317	353-491	.719	504-3.8	1790-13.5	12	131	408



7. MACI MORRIS (6-0, GUARD, 2016-19) - 1,692

Year	GP/GS	FG-FGA	PCT	3P-3PA	PCT	FT-FTA	PCT	REB-AVG	PTS-AVG	Blocks	Steals	Assists
2015-16	33-33	101-254	.398	49-125	.392	30-35	.857	85-2.6	281-8.5	7	19	31
2016-17	33-33	132-383	.345	53-164	.323	74-84	.881	91-2.8	391-11.8	20	20	52
2017-18	31-31	198-409	.484	75-158	.475	66-78	.846	112-3.6	537-17.3	16	37	56
2018-19	32-32	167-406	.411	75-166	.452	74-88	.841	99-3.1	483-15.1	24	46	51
Career	129-129	598-1452	.412	252-613	.411	244-285	.856	387-3.0	1692-13.1	67	122	190



8. SAMANTHA MAHONEY (5-10, GUARD, 2005-2008) - 1,601

Year	GP/GS	FG-FGA	PCT	3P-3PA	PCT	FT-FTA	PCT	REB-AVG	PTS-AVG	Blocks	Steals	Assists
2004-05	34-27	127-296	.429	17-38	.447	91-145	.628	109-3.2	362-10.6	17	30	67
2005-06	31-27	134-346	.387	25-97	.258	77-103	.748	81-2.6	370-11.9	11	38	75
2006-07	34-34	148-388	.381	31-107	.290	94-136	.691	121-3.6	421-12.4	23	40	86
2007-08	33-33	151-406	.372	40-113	.354	106-161	.658	100-3.0	448-13.6	6	32	74
Career	132-121	560-1436	.390	113-355	.318	368-545	.675	411-3.1	1601/12.1	57	140	302



9. PAM BROWNING (6-0, CENTER, 1975-78) - 1,598

Year	GP/GS	FG-FGA	PCT	FT-FTA	PCT	REB-AVG	PTS-AVG	Steals	Assists
1974-75	26	Stats Not Available					297-11.4		
1975-76	20	Stats Not Available					268-13.4		
1976-77	26			196-263	74.5	13.5	663-25.5	-	-
1977-78	35-31	127-293	43.3	112-160	70.0	229-7.4	366-11.8	-	52
Career	107						1598-14.9		



10. SARA POTTS (6-0, GUARD, 2002-05) - 1,563

Year	GP/GS	FG-FGA	PCT	3P-3PA	PCT	FT-FTA	PCT	REB-AVG	PTS-AVG	Blocks	Steals	Assists
2001-02	28-15	82-221	.371	50-147	.340	24-33	.727	63-2.3	238-8.5	3	22	39
2002-03	27-27	118-293	.403	74-163	.454	16-27	.593	104-3.9	326-12.1	6	33	46
2003-04	28-28	166-429	.387	66-186	.355	71-91	.780	183-6.5	469-16.8	2	38	51
2004-05	34-34	186-446	.417	81-223	.363	77-89	.865	179-5.3	530-15.6	6	40	40
Career	117-104	552-1389	.397	271-719	.377	188-240	.783	529-4.5	1563-13.4	17	133	176



11. SARAH ELLIOTT (6-6, CENTER, 2005-2008) - 1,502

Year	GP/GS	FG-FGA	PCT	3P-3PA	PCT	FT-FTA	PCT	REB-AVG	PTS-AVG	Blocks	Steals	Assists
2004-05	34-11	149-267	.558	0-0	.000	56-83	.675	185-5.4	354-10.4	49	11	13
2005-06	31-26	149-273	.546	0-1	.000	49-73	.671	183-5.9	347-11.2	40	13	34
2006-07	34-33	208-372	.559	0-0	.000	44-69	.638	237-7.0	460-13.5	50	10	26
2007-08	33-29	151-309	.489	0-0	.000	39-52	.750	195-5.9	341/10.3	56	16	29
Career	132-99	657-1221	.538	0-1	.000	88-277	.679	800-6.1	1502/11.4	195	50	102



12. ELISABETH LUKSCHU (6-4, CENTER, 1978-81) - 1,488

Year	GP/GS	FG-FGA	PCT	FT-FTA	PCT	REB-AVG	PTS-AVG	Blocks	Steals	Assists
1977-78	35-23	100-182	55.0	42-70	58.6	142-6.2	242-10.5	-	-	3
1978-79	27-23	156-275	56.7	88-122	72.1	192-7.1	400-14.8	22	34	35
1979-80	29-29	169-274	61.7	104-147	71.0	201-6.9	442-15.2	13	23	24
1980-81	28-26	161-268	60.0	82-121	67.7	187-6.6	404-14.7	20	20	20
Career	119-101	586-999	58.7	316-460	68.7	722-6.0	1488-12.5	-	-	82



13. SELIA "SESE" HELM (6-4, CENTER, 2001-2004) - 1,487

Year	GP/GS	FG-FGA	PCT	3P-3PA	PCT	FT-FTA	PCT	REB-AVG	PTS-AVG	Blocks	Steals	Assists
2000-01	24-21	115-246	.467	2-7	.286	62-72	.861	112-4.7	294-12.3	5	14	7
2001-02	29-29	198-388	.510	4-11	.364	92-115	.800	194-6.7	492-17.0	9	24	17
2002-03	27-26	122-251	.486	7-18	.389	58-79	.734	176-6.5	309-11.4	12	16	27
2003-04	28-27	155-310	.500	3-15	.200	79-103	.767	190-6.8	392-14.0	21	11	18
Career	108-103	590-1195	.494	16-51	.314	291-369	.789	672/6.2	1487-13.8	37	75	9



14. STACEY REED (5-7, GUARD, 1992-95) - 1,482

Year	GP/GS	FG-FGA	PCT	3P-3PA	PCT	FT-FTA	PCT	REB-AVG	PTS-AVG	Steals	Assists
1991-92	30-26	88-266	33.1	30-114	26.3	62-83	74.7	88-2.9	268-8.9	69	90
1992-93	28-28	104-264	39.4	65-168	38.7	45-56	80.4	112-4.0	318-11.4	68	101
1993-94	28-28	171-411	41.6	44-135	32.6	123-162	75.9	191-6.8	509-18.2	97	138
1994-95	28-28	149-377	39.5	37-131	28.2	52-69	75.4	190-6.8	387-13.8	75	113
Career	114-110	512-1318	38.0	176-548	32.0	282-370	76.0	581-5.1	1482-13.0	309	442





15. JENNIFER O'NEILL (5-6, GUARD, 2010-15) - 1,449

Year	GP/GS	FG-FGA	PCT	3P-3PA	PCT	FT-FTA	PCT	REB-AVG	PTS-AVG	Blocks	Steals	Assists
2010-11	30-3	49-146	.336	21-58	.362	34-46	.739	39-1.3	153-5.1	1	14	26
2012-13	35-32	132-335	.394	67-188	.356	50-70	.714	82-2.3	381-10.9	2	47	99
2013-14	35-3	138-358	.385	55-151	.364	110-157	.701	84-2.4	441-12.6	2	35	99
2014-15	33-20	153-416	.368	54-167	.323	114-158	.722	113-3.4	474-14.4	7	46	68
TOTAL	133-58	472-1255	.376	197-564	.349	308-431	.715	318-2.4	1449-10.9	12	142	292


16. TIFFANY WAIT (5-11, GUARD/FORWARD, 1996-2000) - 1,445

Year	GP/GS	FG-FGA	PCT	3P-3PA	PCT	FT-FTA	PCT	REB-AVG	PTS-AVG	Steals	Assists
1995-96	6-2	19-38	50.0	8-22	36.4	24-32	75.0	10-1.7	70-11.7	8	10
1996-97	27-26	118-271	43.5	16-41	39.0	82-110	75.5	107-4.0	335-12.4	42	103
1997-98	28-28	105-259	40.5	16-51	31.4	98-119	82.4	81-2.9	324-11.6	48	75
1998-99	32-32	135-338	39.9	46-110	41.8	121-149	81.2	103-3.2	437-13.7	33	93
1999-2000	29-29	90-236	38.1	29-95	30.5	70-90	77.8	72-2.5	279-9.6	44	58
Career	122-117	467-1142	41.0	115-319	36.1	396-500	79.2	383-3.1	1445-11.8	175	339


17. JODIE WHITAKER (5-7, GUARD, 1986-89) - 1,433


Year	GP/GS	FG-FGA	PCT	3P-3PA	PCT	FT-FTA	PCT	REB-AVG	PTS-AVG	Steals	Assists
1985-86	26-20	123-234	52.6	-	-	33-39	84.6	56-2.1	279-10.7	40	119
1986-87	28-28	152-330	46.1	-	-	36-43	83.7	103-3.7	340-12.1	41	90
1987-88	29-29	164-419	39.1	48-126	38.1	80-92	87.0	133-4.6	456-15.7	44	177
1988-89	28-23	132-334	39.5	32-91	35.2	62-85	72.9	107-3.8	358-12.8	33	78
Career	111-100	571-1317	43.0	80-217	36.8	211-259	81.0	399-3.6	1433-12.9	158	464


18. TAYLOR MURRAY (5-6, GUARD, 2016-19) - 1,359

Year	GP/GS	FG-FGA	PCT	3P-3PA	PCT	FT-FTA	PCT	REB-AVG	PTS-AVG	Steals	Assists
2015-16	33-0	81-185	.438	14-52	.269	50-60	.833	88-2.7	226-6.8	56	73
2016-17	30-30	127-275	.462	11-51	.216	101-120	.842	147-4.9	366-12.2	61	118
2017-18	32-32	131-303	.432	19-55	.345	88-105	.838	139-4.3	369-11.5	67	136
2018-19	32-31	145-304	.477	14-49	.286	94-115	.817	116-3.6	398-12.4	103	123
Career	127-93	484-1067	.454	58-207	.280	333-400	.833	490-3.9	1359-10.7	287	450


19. KRISTI CUSHENBERRY (5-9, GUARD/FORWARD, 1989-92) - 1,358

Year	GP/GS	FG-FGA	PCT	3P-3PA	PCT	FT-FTA	PCT	REB-AVG	PTS-AVG	Steals	Assists
1988-89	28-26	129-268	48.1	18-35	51.4	85-100	85.0	109-3.9	361-12.9	2	52
1989-90	31-23	134-290	46.2	22-51	43.1	66-91	72.5	81-2.6	356-11.5	25	49
1990-91	29-29	108-258	41.9	36-99	36.4	67-86	77.9	88-3.0	319-11.0	31	63
1991-92	30-29	94-234	40.2	34-92	37.0	100-130	76.9	90-3.0	322-10.7	37	62
Career	118-107	465-1050	44.0	110-277	39.7	318-407	78.0	368-3.11	1358-11.5	95	226


20. BELITTA CROLEY (5-10, FORWARD, 1985-88) - 1,339

Year	GP/GS	FG-FGA	PCT	3P-3PA	PCT	FT-FTA	PCT	REB-AVG	PTS-AVG	Blocks	Steals	Assists
1984-85	16-3	44-103	42.7	-	-	26-32	81.2	65-4.1	114-7.1	3	21	14
1985-86	27-22	150-314	47.8	-	-	28-51	54.9	146-5.4	328-12.1	10	45	57
1986-87	28-28	209-409	51.1	-	-	77-98	78.6	198-7.1	495-17.7	16	73	56
1987-88	23-20	166-322	51.6	1-1	100.0	69-87	79.3	190-8.3	402-17.5	16	43	73
Career	94-73	569-1148	49.0	1-1	100.0	200-268	74.0	599-6.4	1339-14.2	45	182	200



21. BRIA GOSS (5-10, GUARD, 2011-15) - 1,318

Year	GP/GS	FG-FGA	PCT	3P-3PA	PCT	FT-FTA	PCT	REB-AVG	PTS-AVG	Blocks	Steals	Assists
2011-12	35-35	126-339	.372	34-103	.330	98-134	.731	141-4.0	384-11.0	2	50	52
2012-13	36-22	102-265	.385	28-100	.280	86-102	.843	105-2.9	318-8.8	4	57	44
2013-14	35-34	99-250	.396	32-90	.356	127-141	.901	143-4.1	357-10.2	10	39	46
2014-15	28-28	77-192	.401	18-73	.247	87-109	.798	111-4.0	259-9.3	8	40	34
Career	134-119	404-1046	.386	112-366	.306	398-486	.819	500-3.7	1318-9.8	24	186	176



22. STACY MCINTYRE (5-8, FORWARD, 1989-92) - 1,215

Year	GP/GS	FG-FGA	PCT	3P-3PA	PCT	FT-FTA	PCT	REB-AVG	PTS-AVG	Steals	Assists
1988-89	26-2	22-61	36.1	-	-	18-36	50.0	93-3.6	62-2.4	15	19
1989-90	31-24	88-230	38.3	2-13	15.4	58-90	64.4	147-4.7	236-7.6	44	71
1990-91	29-29	155-350	44.3	28-101	27.7	96-130	73.8	149-5.1	434-15.0	68	72
1991-92	30-30	162-337	48.1	35-99	35.4	124-160	77.5	148-4.9	483-16.1	62	49
Career	116-85	427-978	43.0	65-213	30.5	296-416	71.0	537-4.6	1215-10.5	189	211



23. MARIA DONHOFF (5-11, GUARD, 1978-81) - 1,187

Year	GP/GS	FG-FGA	PCT	FT-FTA	PCT	REB-AVG	PTS-AVG	Blocks	Steals	Assists
1977-78	33-35	165-370	45.0	83-131	63.4	199-6.0	413-12.5	-	-	35
1978-79	29-13	115-267	43.1	72-105	68.6	174-6.0	302-10.4	9	27	38
1979-80	29-29	86-205	42.0	52-71	73.2	152-5.2	224-7.7	7	28	42
1980-81	30-30	103-224	45.9	42-70	60.0	167-5.5	248-8.2	3	27	82
Career	121-107	469-1066	44.0	249-377	66.0	692-5.7	1187-9.8	-	-	197



24. LATONYA MCDOLE (6-1, FORWARD, 1999-2002) - 1,180

Year	GP/GS	FG-FGA	PCT	3P-3PA	PCT	FT-FTA	PCT	REB-AVG	PTS-AVG	Steals	Assists
1998-99	32-17	99-219	.452	5-21	.238	62-99	.626	175-5.5	265-8.3	40	44
1999-2000	29-29	127-292	.435	0-2	.000	81-129	.628	175-6.0	335-11.6	57	45
2000-01	27-25	140-292	.479	2-7	.286	63-116	.543	345/12.8	193-7.1	77	55
2001-02	29-29	104-235	.443	1-7	.143	26-62	.419	168-5.8	235-8.1	69	57
Career	117-100	470-1038	.453	8-37	.216	232-406	.571	711-6.1	1180-10.1	243	201



25. LEA WISE (5-7, GUARD, 1980-83) - 1,179

Year	GP/GS	FG-FGA	PCT	FT-FTA	PCT	REB-AVG	PTS-AVG	Blocks	Steals	Assists
1979-80	29-29	101-232	43.5	36-52	69.2	65-2.2	238-8.2	2	32	101
1980-81	31-29	96-224	42.8	39-51	76.4	63-2.0	231-7.4	5	47	104
1981-82	32-30	162-333	48.6	46-63	73.0	79-2.5	370-11.6	6	43	134
1982-83	28-28	139-295	47.1	62-77	80.5	66-2.3	340-12.1	3	36	125
Career	120-116	498-1084	45.0	183-243	75.3	273-2.3	1179-9.8	16	158	464



26. PATTY JO HEDGES (5-7, GUARD, 1980-83) - 1,176

Year	GP/GS	FG-FGA	PCT	FT-FTA	PCT	REB-AVG	PTS-AVG	Blocks	Steals	Assists
1979-80	29-19	88-212	41.5	40-53	75.5	63-2.2	216-7.4	16	60	141
1980-81	31-31	107-259	41.3	69-94	73.4	111-3.5	283-9.1	10	78	181
1981-82	32-31	122-322	37.8	80-116	68.9	134-4.2	324-10.1	8	61	209
1982-83	28-28	141-296	47.6	71-102	69.6	133-4.7	353-12.6	10	73	200
Career	120-109	458-1089	42.0	260-365	71.0	441-3.7	1176-9.8	44	272	731



27. JOCELYN MILLS (6-0, CENTER, 1990-93) - 1,170

Year	GP/GS	FG-FGA	PCT	3P-3PA	PCT	FT-FTA	PCT	REB-AVG	PTS-AVG	Steals	Assists
1989-90	28-7	92-181	50.8	-	-	56-78	71.8	132-4.7	240-8.6	24	16
1990-91	28-28	136-279	48.7	-	-	85-135	63.0	250-8.9	360-12.9	54	31
1991-92	19-4	47-115	40.9	-	-	44-65	67.7	111-5.8	138-7.3	16	15
1992-93	28-28	174-344	50.6	2-9	22.2	82-124	66.1	210-7.5	432-15.4	41	30
Career	103-67	449-919	48.0	2-9	22.2	267-402	66.0	703-6.8	1170-11.4	135	92



28. KAREN MOSLEY (6-3, FORWARD/CENTER, 1983-86) - 1,135

Year	GP/GS	FG-FGA	PCT	FT-FTA	PCT	REB-AVG	PTS-AVG	Blocks	Steals	Assists
1982-83	28-0	44-82	53.6	33-51	65.0	94-3.3	121-4.3	2	12	6
1983-84	28-15	148-286	51.7	58-71	81.7	186-6.6	354-12.6	11	23	30
1984-85	26-26	142-293	48.4	53-77	68.8	179-6.9	337-12.9	18	29	21
1985-86	27-23	136-248	54.8	51-73	69.9	174-6.4	323-12.0	16	28	31
Career	109-64	470-909	51.0	195-272	71.0	633-5.8	1135-10.4	47	92	88





29. JANET TIMPERMAN (5-10, GUARD/FORWARD, 1976-79) - 1,080

Year	GP/GS	FG-FGA	PCT	FT-FTA	PCT	REB-AVG	PTS-AVG	Steals	Assists
1975-76		Stats Not Available							
1976-77	—	—	—	—	—	9.5	12.6	—	—
1977-78	35-35	135-344	39.2	23-35	69.0	152-4.3	293.8.4	—	60
1978-79	29-27	112-284	39.4	31-40	77.5	136-4.7	255-8.8	52	52

Career: Complete career stats not available



30. TEDRA EBERHART (5-11, GUARD/FORWARD, 1991-94) - 1,071

Year	GP/GS	FG-FGA	PCT	3P-3PA	PCT	FT-FTA	PCT	REB-AVG	PTS-AVG	Blocks	Steals	Assists
1990-91	29-0	55-131	42.0	—	—	19-24	79.2	73-2.5	130-4.5	7	23	16
1991-92	29-1	77-173	44.5	—	—	38-51	74.5	84-2.9	211-7.3	4	38	15
1992-93	27-26	103-262	39.3	—	—	51-84	60.7	150-5.6	270-10.0	7	57	44
1993-94	28-28	168-367	45.8	38-101	37.6	86-113	76.1	180-6.4	460-16.4	11	70	64
Career	113-55	458-933	49.0	38-101	37.6	194-272	71.0	487-4.3	1071-9.5	29	188	139



31. KIM DENKINS (6-3, CENTER, 1995-98) - 1,057

Year	GP/GS	FG-FGA	PCT	FT-FTA	PCT	REB-AVG	PTS-AVG	Blocks	Steals	Assists
1994-95	27-9	56-131	42.7	35-48	72.9	142-5.3	147-5.4	16	25	17
1995-96	27-27	159-310	51.3	99-138	71.7	242-9.0	417-15.4	15	30	23
1996-97	25-21	88-199	44.2	71-94	75.5	193-7.7	247-9.9	13	25	31
1997-98	28-20	91-173	52.6	64-88	72.7	185-6.6	246-8.8	22	28	24
Career	107-77	394-813	48.0	269-368	73.0	762-7.1	1057-9.9	66	108	95



32. DEBBIE MILLER (6-1, GUARD, 1984-87) - 1,031

Year	GP/GS	FG-FGA	PCT	FT-FTA	PCT	REB-AVG	PTS-AVG	Blocks	Steals	Assists
1983-84	24-0	24-46	52.1	21-25	84.0	74-3.0	69-2.9	2	9	11
1984-85	28-27	73-149	49.0	53-66	80.3	151-5.4	199-7.1	22	30	29
1985-86	29-23	138-229	60.3	84-108	77.8	168-5.8	360-12.4	20	36	16
1986-87	28-28	161-275	58.5	81-101	80.2	223-8.0	403-14.4	22	37	27
Career	109-78	396-699	56.0	239-300	79.0	616-5.7	1031-8.5	66	112	83



33. JANE THOMPSON (5-7, POINT GUARD, 2013-2016) - 1,024

Year	GP/GS	FG-FGA	PCT	3P-3PA	PCT	FT-FTA	PCT	REB-AVG	PTS-AVG	Blocks	Steals	Assists
2012-13	34-0	47-136	.346	12-40	.300	30-42	.714	33-1.0	136-4.0	1	21	31
2013-14	35-33	107-270	.396	15-58	.259	71-108	.657	73-2.1	300-8.6	1	39	107
2014-15	17-17	56-149	.376	9-31	.290	50-64	.781	78-2.4	171-10.1	3	29	52
2015-16	33-32	145-363	.399	56-144	.389	71-86	.826	78-2.4	417-12.6	3	35	157
Career	119-82	355-918	.387	92-273	.337	222-300	.740	232-1.9	1024-8.6	8	124	347



34. LAURA MEADOWS (6-3, FORWARD/GUARD, 1998-2000) - 1,024

Year	GP/GS	FG-FGA	PCT	3P-3PA	PCT	FT-FTA	PCT	REB-AVG	PTS-AVG	Blocks	Steals	Assists
1997-98	28-27	114-329	.347	43-129	.333	39-54	.722	162-5.8	310-11.1	35	47	93
1998-99	32-32	147-339	.434	31-94	.330	67-97	.691	195-6.1	392-12.3	33	42	93
1999-2000	29-21	140-271	.517	3-15	.200	39-68	.574	188-6.5	322-11.1	27	39	62
Career	89-80	401-939	.427	77-238	.324	145-219	.662	545-6.1	1024-11.5	95	128	248



35. SANDY HARDING (5-10, GUARD, 1984-87) - 1,023

Year	GP/GS	FG-FGA	PCT	FT-FTA	PCT	REB-AVG	PTS-AVG	Steals	Assists
1983-84	28-27	76-158	48.1	27-38	71.0	71-2.5	179-6.4	55	168
1984-85	27-25	84-181	46.4	60-74	81.1	58-2.1	228-8.4	52	170
1985-86	28-25	114-229	49.8	37-45	82.2	63-2.2	265-9.5	53	183
1986-87	28-28	151-287	52.6	49-67	73.1	99-3.5	351-12.5	64	185
Career	111-105	425-855	49.0	173-224	77.0	291-2.6	1023-9.2	224	70

KENTUCKY WOMEN'S BASKETBALL TIMELINE

Kentucky women's basketball has been recognized as having a spirited and winning tradition. It was in the early 1900s that women began playing the new game on "Miss Nettie's Lawn" in Lexington ... and so the tradition continues.

1902 — The very first University of Kentucky basketball team was organized. Women's basketball begins on the UK campus with its first game on Feb. 21, 1903.

1904 — C.P. St. John coached the 1904 team, leading it to a 2-0 record with victories vs. Georgetown (14-10) and Jessamine Female Institute (28-1).



1906 — The 1906 UK women's basketball team, then known as Kentucky State College. The team, coached by Thomson Bryant, played only one game vs. Georgetown and fell, 15-14.

1924 — The 1924 team, coached by Bart Peak, swept its 10-game schedule and claimed not only the championship of Kentucky, but the championship of the South.

1902

1903

1904

1906

1924

1974

1924 — The University Senate passed a bill to abolish women's basketball in part because according to state politicians basketball had proven to be a strenuous sport for boys and therefore was too strenuous for girls.

1974 — After a 50-year absence, at the turn of the 70s, women's teams at UK once again began playing intercollegiate games.



1903 — The 1903 UK women's basketball team was coached by Jane Todd Watson, finishing 1-0 by defeating KU (now Transylvania), 16-10.

1974 — Sue Feamster coached UK from 1971-74 before it gained varsity status in 1974. Women's basketball finally reached varsity status and the team is given the nickname "Lady Cats."




1976 — Feamster handed over the coaching reins to Debbie Yow, who compiled a 79-40 record in four seasons from 1976-1980. In 1979, Yow recruited Valerie Still, Patty Jo Hedges and Lea Wise, one of the best recruiting classes in UK women's basketball history.



1980 — Terry Hall arrived at UK in 1980 and was named the Kentucky Women's Intercollegiate Conference Coach of the Year in her first season at UK.

1983 — With the talented trio of Hedges, Still and Wise, Kentucky was ranked fourth twice during the '82-83 season and broke the national record for attendance at a women's collegiate game when 10,622 fans saw the Cats defeat Old Dominion, 80-66, in Memorial Coliseum on Feb. 5, 1983.



1977 — Lady Kat starting center Pam Browning became an All-American and compiled 1,598 points in her collegiate career. She ranks as the sixth-leading scorer at UK to this day.

1976

1977

1979

1980

1982


1983

1979 — The Lady Kats upset second-ranked Tennessee, 66-64, before 4,500 fans in Memorial Coliseum. The attendance got a big boost when the much-anticipated game between the school's men's teams later that evening was canceled because of snow.



1982 — The Cats captured the SEC[®] Tournament title for the first time in school history with an 80-74 victory over Tennessee. Following the game, the huge home crowd stormed the court in a celebration that lasted nearly 30 minutes.

1982 — Lea Wise hit 15-of-16 outside shots against Illinois in an NCAA playoff game, helping the Cats win, 88-80. Wise, a Lexington product, also led the team in autograph and photo requests because of her flashy and productive court play and her resemblance to actress Farrah Fawcett.





1983 — Valerie Still became the all-time leading scorer (among men and women) in Kentucky basketball history with 2,763 points in 119 games, a record that still stands.

1983

1986

1986 — Kentucky served as the host to the NCAA women's Final Four in Rupp Arena.

1987 — Sharon Fanning is named the fourth head coach of the Lady Kats.



1987

1987 — The three-point goal is introduced to the women's game, proving to be an integral part of Kentucky basketball history for years to come.


1990

1990 — Under third-year coach Sharon Fanning, UK compiled a 23-8 record, edged into the top 25, and won three tournament titles, including an 85-76 come-from-behind victory over Toledo in the NWIT Championship.



1991 — UK scores one of the biggest upsets in the program's history with a 67-66 victory over intrastate rival and eventual NCAA runner-up Western Kentucky in Bowling Green.

1991



1991 — Kristi Cushenberry became a member of UK's 1,000-point club in 1991 and currently ranks 14th on the all-time scoring list.

1991 — One year after winning the NWIT, UK made its first NCAA appearance since 1985-86.



1993 — UK re-enters the AP Poll at No. 24 after claiming the Lady Kat Invitational title.

1995 — Bernadette Locke-Mattox is chosen as the fifth head coach of the Cats.



1995 — Stacey Reed graduates after four successful seasons at UK, leading the Cats in scoring both her junior and senior seasons, and assists and steals during all four years at Kentucky. Reed also broke UK's all-time career steals record with 309.



1999 — The Cats shucked the Nebraska Cornhuskers, 98-92, in the first round of the 1999 NCAA Tournament West Region in Los Angeles, Calif. UK scored a record-breaking 64 second-half points.

1996 — Kim Denkins was an All-SEC selection as a sophomore and now ranks No. 21 on the all-time scoring list.

1998 — Mattox is chosen to be an assistant coach for the USA Basketball World Championship team.

1991

1993

1995


1996

1998

1999



1991 — Togetherness proved to be a successful formula as UK posted a 20-9 record and made its first appearance in the NCAA Tournament since 1985-86.



1999 — Erica Jackson led the Cats in both assists and steals in her two seasons as a Wildcat.



1998 — Jaye Barnes led the Cats in scoring in 1998.



1999 — The Cats turned heads by charting more than 20 wins for the first time in nine years and defeating three ranked opponents. After reaching the semifinals of the SEC Tournament, the Cats beat Nebraska in the first round of the NCAA Tournament before falling to UCLA in the second round.



2000 — Shantia Owens becomes the first player from UK to be taken in the WNBA draft, selected 53rd by the Phoenix Mercury.

2000 — Tiffany Wait broke a school record for most games played with 122, also surpassing Jodie Whitaker on the Cats' all-time scoring list with 1,445 points. She currently ranks 12th.



2003 — Valerie Still's jersey is retired at halftime of the UK-Alabama game at Memorial Coliseum, marking the first time in school history that a woman's jersey was retired.

2003 — Within months of her hire, Mickie DeMoss and her staff hit the recruiting trail and signed one of the most highly touted recruiting classes in school history. Many dubbed the 6th-ranked class as the "Fab Five".



2000

2001

2003

2004

2001 — The Wildcats took a summer tour of France and Switzerland and returned home with an unblemished 5-0 record.

2004 — Kentucky celebrates 30 years of varsity women's basketball.



2003 — After 18 seasons as an assistant coach at Tennessee, Mickie DeMoss is named the sixth head coach of the UK women's basketball team.

2004 — Senior and Kentucky native Selia "SeSe" Helm ended her UK career etched in the record book in three different categories: scoring (5th), rebounding (8th) and field goals (3rd).



2004 — Enthusiasm generated by the hiring of the wildly popular Mickie DeMoss, combined with a brilliant and well-funded marketing plan, resulted in a staggering fan craze. Kentucky fans bought tickets at an unprecedented rate. UK ranked No. 1 nationally in increased attendance (3,488 more than the 2002-03 average), ranked No. 2 (behind perennial power Tennessee) in Southeastern Conference attendance, and was 16th nationally (5,182) in attendance average.



2005 — Freshman center Sarah Elliott scored a team-high 15 points to lead UK to a 71-63 win over 18th-ranked Georgia in Rupp Arena. It was UK Hoops' first win over a ranked opponent in five seasons and the first under second-year coach Mickie DeMoss. Elliott was named SEC Freshman of the Week after that performance, the first freshman to receive the honor in Wildcat history.

2005 — UK Coach Mickie DeMoss makes her first return to Thompson-Boling Arena in Knoxville, Tenn., where she first made a name for herself as a coach. DeMoss is presented with a glass vase by UT Coach Pat Summitt before a standing ovation.



2005 — UK completed the longest postseason run in school history by advancing to the 2005 WNIT final four. Sara Potts, who averaged 27.8 points per game during the four-game run was named to the All-Tournament team.

2004

2004 — UK set new season attendance records in 2003-04, averaging 5,182 fans per game.



2005 — Sara Potts concluded her illustrious career as the only player in UK women's basketball history to hit 200 or more 3-pointers in a career. She currently ranks eighth on the all-time scoring list (1,563 points).

2005

2005 — For the second consecutive season, the Wildcats broke the school's attendance record. A total of 90,663 fans passed through the turnstiles during the 2004-05 season, smashing the school's previous single-season attendance total of 72,553 set during the 2003-04 campaign.



2005 — Valerie Still was inducted into the charter class in the newly created UK Athletics Hall of Fame. She was the only female of the 88 inductees.



2006 — The Wildcats were ranked 21st in The Associated Press and 23rd in the USA Today/ESPN Coaches Poll for one week. UK's No. 21 ranking marked the highest ranking in the AP poll since receiving a No. 19 position on Feb. 10, 1985.



2006 — Kentucky became just the fourth unranked team in the history of NCAA women's basketball to knock off a No. 1 team when the Cats defeated top-ranked Tennessee, 66-63, on Jan. 26, 2006—Junior Jenny Pfeiffer led the Cats in scoring with 16 points, including 7-of-7 free-throws. Pfeiffer nailed the game-winning free-throws with 14.8 seconds remaining and junior Nastassia Alcius added two charity shots in the waning seconds of the game to ice the victory. It was Kentucky's first win over the Lady Vols in 20 years.



2006



2006 — A then school-record attendance of 13,689 fans witnessed Kentucky upset No. 1 Tennessee in Rupp Arena.



2006 — Sophomore Samantha Mahoney was Kentucky's leading scorer in 2005-06, averaging 11.9 ppg. She currently ranks fifth on UK's all-time scoring list with 1,601 career points.

2006 — DeMoss piloted a team that went from winning a combined 20 games in the two years prior to her arrival in 2003, to a record-breaking regular season that included the most wins (22) since 1989-90, the most conference wins in school history (nine), the highest conference finish (fourth) in 23 years, an appearance in the SEC Tournament semifinals for the first time in seven years, and UK's first bid in the NCAA Tournament in seven years with its highest seed (fifth) since 1983.



2006 — DeMoss was named the SEC Coach of the Year by the SEC coaches and The Associated Press, UK's first in school history.



2007 — During halftime of the UK vs. Ole Miss game on Jan. 17, a special ceremony took place as 571 fallen soldiers from Kentucky were honored. Since its completion in 1950, Memorial Coliseum has borne the names of thousands of Kentucky's war dead. But the lists of names — framed and hung on the walls of the ramps along two sides of the coliseum — had not been updated since the end of the Vietnam War. Their names were added to those of their predecessors during the ceremony. A season-high 7,565 fans and family members of the fallen soldiers witnessed the special event in Memorial Coliseum.



2007 — Coach Matthew Mitchell earned his first win as the head coach at Kentucky when the Wildcats defeated USC-Upstate in the season opener, 74-59, on Nov. 10, 2007.

2007 — After four seasons at the helm, Mickie DeMoss resigned April 11 as head coach. She compiled an overall record of 71-56 at Kentucky, including a 20-14 mark during the 2006-07 season.



2007 — Matthew Mitchell was named the seventh head coach in UK Hoops history on April 23, 2007. He was welcomed by UK President Dr. Lee T. Todd, Jr. and Athletics Director Mitch Barnhart.

2008 — Kentucky charted eight wins during regular season Southeastern Conference play, marking the second-most league wins in school history. In his first season as head coach of the Wildcats, Matthew Mitchell's eight SEC wins were the most conference wins by a first-year head coach in UK Hoops history.

2007

2008



2007 — Jennifer Humphrey pulled down 964 career rebounds, becoming just the second Wildcat in UK history to chart over 900 rebounds in a career. Former All-American Valerie Still (1,525 rebounds) is the other Wildcat to accomplish the feat.

2008 — A school-record five Wildcats earned postseason SEC honors. Samantha Mahoney and Sarah Elliott were named to the second team, Victoria Dunlap and Amber Smith were selected to the All-Freshman Team and Chelsea Chowning was named the SEC Scholar Athlete of the Year. Elliott and Mahoney also were named honorable mention All-SEC by The Associated Press.

2008 — Chelsea Chowning became the first women's basketball player in school history to earn Academic All-America honors when she was named to the 2008 ESPN The Magazine Academic All-America Third Team as selected by the College Sports Information Directors of America (CoSIDA).



2008 — The Wildcats participated in a school-record fourth consecutive postseason tournament with a quarterfinals finish in the WNIT. UK received a first-round bye and defeated Middle Tennessee and James Madison in Memorial Coliseum before narrowly falling to eventual champion Marquette in the quarterfinals in Lexington.



2008 — Samantha Mahoney scored a career-high 30 points in the post-season WNIT vs. James Madison and become UK's third all-time leading scorer. She ended her illustrious career with 1,601 points.

2009 — Kentucky defeated No. 13/19 Tennessee, 66-56, on Feb. 19, 2009. It marked the Cats' first win over the Lady Vols in Memorial Coliseum in 23 years (Jan. 24, 1986).



2009 — Senior Carly Ormerod ended her illustrious career ranked on several career lists including, 3-pointers made (8th - 101), 3-pointers attempted (7th - 315), 3-pt field goal percentage (10th - .321) and assists per game (9th - 2.92).

2009 — Sophomore Victoria Dunlap totaled a team-high 290 rebounds which ranks seventh on UK's single-season rebounding list.

2009 — Senior center Eleia Roddy recorded 12 double-doubles during her senior season. With seven consecutive double-doubles, she became just the fourth player in school history and first since Jocelyn Mills in 1991 to record double-doubles in four or more straight games. She and former UK All-American Valerie Still are the only players in school history to have recorded five or more consecutive double-doubles.

2008 — Senior center Sarah Elliott became UK's all-time leading blocker. She holds the school record for blocks in a game (6), season (56), and career (195).

2009

2008 — Seniors Chanté Bowman, Sarah Elliott, and Samantha Mahoney will forever leave a mark on the program as they helped UK appear in four straight postseason tournaments and ink several "firsts" in UK Hoops history in their four-year career.



2009 — UK was the only school in the SEC to boast two or more graduates on its roster (Carly Ormerod and Eleia Roddy) during the 2008-09 season. Ormerod graduated an entire year early while Roddy graduated a semester ahead of schedule.

2009 — Matthew Mitchell became the first Kentucky head coach since Terry Hall in the 80-81 & 81-82 seasons to advance to postseason in the first two years at the helm.



2009 — UK opened “Year Three” of the Matthew Mitchell era with the first game of the women’s collegiate basketball season against first-time opponent Boston in Memorial Coliseum. The Cats went on to win 92-58, the first of a school-record tying 11 straight wins to start the 2009-10 season.



2009 — UK defeated intrastate rival Louisville, 101-67, in front of the eighth-largest crowd in Memorial Coliseum. The Cats set the school record for free throws made (36) and attempted (52) in a game.

2010 — Hardly on anyone’s radar in the preseason, UK quickly caught the rapt attention of Wildcat fans and foes alike on its way to rolling up a school-record 28 wins, including 11 in conference play, reaching the finals of the SEC Tournament and advancing to the NCAA Regional finals.



2010 — UK, which received a No. 4 seed, advanced to the NCAA Elite Eight for just the second time in program history after upsetting top-seeded and ninth-ranked Nebraska in the Sweet 16.

2010 — Kentucky made its school-record sixth consecutive postseason appearance with their seventh overall bid to the NCAA Tournament.

2010 — UK finished with a national ranking of ninth in the USA Today/ESPN Coaches Poll and 19th in the AP poll.

2009

2010

2010 — The Cats went undefeated at home (17-0) for just the second time in school history. The 17 wins in Memorial Coliseum were a school record.



2010 — Junior Victoria Dunlap was named UK’s first SEC Player of the Year by the AP and league coaches. She also became just the second player in UK history to earn State Farm/WBCA (formerly Kodak) All-America honors, joining three-time All-American Valerie Still.

2010 — Freshman guard A’dia Mathies was named UK’s first SEC Freshman of the Year by the league coaches. She also earned Full-Court Press Second Team Freshman All-America honors and was Second Team All-SEC as well as being a unanimous choice for the All-SEC Freshman Team.

2010 — UK ranked among the top 20 in four different team categories in the NCAA statistical rankings, including third nationally in turnover margin (+7.33).



2010 — UK became just the second school in SEC history to sweep all three of the major SEC awards as Victoria Dunlap was SEC Player of the Year, A’dia Mathies was SEC Freshman of the Year and Matthew Mitchell was named SEC Coach of the Year. Tennessee did it prior to its 1998 national title.



2011 — The Wildcats charted their second straight 20-win season, marking the first time UK accomplished that feat since the 2005-06 and 2006-07 seasons.

2011 — UK finished second in the SEC regular season and was runner-up in the SEC Tournament for the second straight season.

2011 — The Wildcats made their school-record seventh consecutive postseason appearance with a second-round finish in the NCAA Tournament. It marked UK's first back-to-back NCAA appearances since the 1982-83 seasons.



2011 — Victoria Dunlap was the highest pick in the WNBA Draft in school history when she was selected in the first round as the 11th overall pick by the Washington Mystics in 2011.

2011



2011 — The Cats finished No. 17 in the final AP poll and No. 16 in final USA Today/ESPN coaches' poll. It marked the highest final AP ranking since the Wildcats finished 11th in 1983.

2011 — Victoria Dunlap ended her career ranked in the top 10 of 14 career lists, including No. 1 in all-time games played and started (133) and No. 2 all-time in scoring (1,846), rebounding (1,099), blocks (178), steals (307), free-throws made (445) and free-throws attempted (714).



2011 — For the first time in three years, the Wildcats returned to Rupp Arena on Dec 8, 2011. The Wildcats looked comfortable in their second home as they upset No. 6/5 Duke, 72-65, in front of a school-record 14,508 fans. Freshmen Bria Goss and Azia Bishop teamed up to combine for 31 points, 14 rebounds, four blocks and four steals on 15-24 shooting from the field. After defeating No. 10/11 Louisville just days before, the Duke win gave the Wildcats their first back-to-back wins over top 10 teams in school history.



2012 — A’dia Mathies turned in one of the most impressive individual performances in UK Hoops history, netting a career-best 34 points to go along with nine rebounds, two assists, two blocks and two steals in Kentucky’s 61-60 win over No. 6/7 Tennessee in Memorial Coliseum. Mathies hit the game winner with 4.2 seconds remaining to snap the Lady Vols’ 36-game SEC winning streak.



2012 — UK earned several postseason SEC honors as Matthew Mitchell was named SEC Coach of the Year by The Associated Press, A’dia Mathies was named SEC Player of the Year (Coaches and AP), Bria Goss was SEC Freshman of the Year (Coaches and AP) and Keyla Snowden was Co-6th Woman of the Year (Coaches). UK is the only SEC school to ever win three consecutive AP SEC Players of the Year honors. Victoria Dunlap was the AP SEC Player of the Year in 2010 and 2011, while Mathies was the 2012 AP SEC Player of the Year.

2012 — UK’s defense, dubbed “40 minutes of dread,” forced a school-record and NCAA-high 939 turnovers. The Cats forced Arkansas-Pine Bluff into a school-record 49 miscues.

2012 — UK tied the school record for wins at 28. The record was set in 2009-10. UK also won a school-record 13 SEC games.



2012 — Kentucky completed one of the most successful seasons in school history with a 28-7 overall record, including an 18-0 mark at home, and an appearance in the Elite Eight for the second time in three years. The Wildcats defeated McNeese State, Green Bay and Gonzaga before falling to No. 3 Connecticut in the NCAA Regional Finals. Samarie Walker was named to the All-Regional Tournament team after averaging 13.3 points and 10.8 rebounds in four NCAA Tournament games.

2012



2012 — A’dia Mathies became the 28th member of UK’s 1,000-point club and was named UK’s third straight SEC Player of the Year.

2012 — Kentucky defeated Mississippi State on Feb. 26, 76-40, giving the Wildcats their school-record 13th conference win and the outright SEC regular season championship, their first since 1982. UK charted an SEC-high 20 steals in the game, while forcing 33 turnovers. Ten players scored at least two points, led by A’dia Mathies and Bernisha Pinkett with 13 points apiece.



2012 — The Cats finished No. 12 in the final AP poll & No. 8 in final USA Today/ESPN coaches’ poll. It marked the highest final AP ranking since finishing 11th in 1983 and the highest final ranking in the coaches’ poll in school history.



2012 — The attendance of 18,488 vs. DePaul in Rupp Arena on Dec. 7, 2012 set a new school record.

2013 — Three players were honored by the SEC, including Mathies, who was named the 2013 SEC Co-Player of the Year along with Tennessee's Meighan Simmons. Stallworth joined Mathies on the All-SEC First Team, while junior forward/center Samarie Walker was named to the All-SEC Second Team and All-Defensive Team. Mathies was also named AP SEC Player of the Year, becoming the first player to win back-to-back SEC Player of the Year honors from the league coaches since Seimone Augustus of LSU earned it in 2005 and 2006.



2013 — A'dia Mathies and Brittany Henderson became the winningest class in school history with a 111-30 (.787) overall record, including a 64-3 (95.5) mark at home, and the first to go to four straight NCAA Tournaments.

2013 — Mathies set UK's all-time steals record with 320. The previous record was 309 by Stacey Reed from 1991-95.

2013

2013 — Coach Matthew Mitchell became UK's all-time winningest coach on March 3 with a 78-65 win over No. 8 Tennessee.



2013 — UK set school records for consecutive wins (17), consecutive home wins (34), 3-point field goals made (240), 3-point field goals attempted (731), blocks (181) and steals (429) in a single season.



2013 — The Wildcats won a school-record 30 games, charted 25-plus wins for a school-record fourth straight season, advanced to the NCAA Tournament for a school-record fourth straight season, including second consecutive Elite Eight appearance and third in the last four seasons.



2013 — Senior A’dia Mathies concluded her outstanding career ranked in the top 10 of 13 career lists, including second in scoring. She became just the fifth player in UK history, men or women, to reach 2,000 career points, joining Wildcat greats Dan Issel (2,138, 1967-70), Kenny “Sky” Walker (2,080, 1982-86), Jack “Goose” Givens (2,038, 1974-78) and UK Hoops’ all-time leading scorer Valerie Still (2,763, 1979-83).



2013 — Mathies was chosen as the 10th overall pick in the WNBA draft by the Los Angeles Sparks, becoming the highest draft pick in school history and UK’s second first-round pick in the last three seasons.

2013 — A school-record 23,706 fans attended UK’s game vs. No. 2 Duke on Dec. 22, 2013, besting the previous high of 18,422 set vs. DePaul on Dec. 7, 2012. The attendance marked the largest crowd ever to see a college women’s hoops game in the Commonwealth and the fifth-largest crowd in NCAA history. It marked the first sellout in Rupp Arena for a women’s basketball and UK’s second sellout of the season. UK’s game vs. Louisville on Dec. 1 in Memorial Coliseum also was a sellout.



2013

2014 — Junior point guard Jennifer O’Neill came off the bench vs. Baylor to net a school-record 43 points on 14-of-31 shooting, netting 33 in the second half and overtime periods. The Co-SEC 6th Woman of the Year led the team in scoring for the season with 12.6 ppg.



2014 — Playing in a double-header with the UK men’s team in the Dallas Cowboys’ AT&T Stadium in Arlington, Texas, the Wildcats defeated Baylor in a four overtime thriller, 133-130. The 263 combined points set a new NCAA record, besting the previous high for a Division I women’s game of 252 points in SMU’s 127-125 win over TCU, also in four overtimes, on Jan. 25, 1997. The Wildcats also won consecutive games against top-10 teams for the first time in school history and set school records for points (133), free-throws made (49) and free-throws attempted (66).



2013 — UK ended the regular season at No. 7 in both The Associated Press poll and the 31-member Board of Coaches poll. It marked the highest rankings in the final polls in school history.

2013 — Kentucky won a school-record tying 13 games in South-eastern Conference play and advanced to the SEC Tournament championship game for the third time in the last four years.



2014 — Junior point guard Jennifer O'Neill scored six of her game-high 24 points in the closing minutes of the game to give No. 18 Kentucky a 75-71 win over No. 8 Tennessee on Feb. 16, marking the Wildcats' first win in Knoxville since 1985 and first-ever win in Thompson-Boling Arena.



2014 — The Wildcats finished 26-9, becoming one of just 10 programs to chart 25 or more wins in five straight seasons.

2014 — With a school-record and NCAA Tournament record 67 rebounds vs. Wright State in the opening round and 38 rebounds vs. Syracuse, UK broke the school record for rebounds in a single season of 1,513, surpassing the 1977-78 team who grabbed 1,426.



2014 — Senior forward DeNesha Stallworth was selected as the 25th overall pick in the 2014 WNBA draft by the Connecticut Sun. She was the fourth Wildcat to be drafted in the WNBA, including third in the last four years.

2014

2014 — Kentucky advanced to its fourth Sweet 16 in the last five years with wins over Wright State and Syracuse in the opening rounds.

2014 — Junior guard Bria Goss set a single-season record for free-throw shooting percentage, netting an SEC-high .901 percent (127-of-141).



2014 — UK averaged a school-record 6,727 fans per game, a mark that ranked ninth nationally. UK also drew 121,089 fans for its 18 home games, the highest total attendance in school history.

2014 — Kentucky charted its fourth-straight victory over intrastate rival Louisville on Dec. 7, including second straight over the Cards in the KFC Yum! Center, 77-68.



2014 — It was another epic battle between Kentucky and Baylor as the Wildcats clawed back from a 14-point, second-half deficit to defeat the Lady Bears in Rupp Arena in front of the school's second-highest crowd in school history (22,075) on Nov. 17.



2014 — Senior Jennifer O'Neill became the 30th member of UK's 1,000-point club on Nov. 17 vs. Baylor. She ended her career at No. 12 (1,449).



2014 — After falling to Illinois in the opening game, UK battled back from nine-point first-half deficits vs. Oklahoma and South Florida to win the 2014 Paradise Jam Reef Division in St. Thomas, Virgin Islands. Sophomore guard Makayla Epps was named Most Valuable Player of the round-robin event, while senior guard Jennifer O'Neill was named to the All-Tournament Team.

2014 — Kentucky's 367-game streak with a 3-pointer came to an end vs. Illinois (0-of-6) on Nov. 27, 2014.

2014 — Kentucky charted its fourth-straight victory over intrastate rival Louisville on Dec. 7, including second straight over the Cards in the KFC Yum! Center, 77-68.

2015 — UK ranked seventh nationally in average attendance with 6,379 fans per game, its second straight season in the top 10 and the highest since leading the nation in 1982-83.

2014

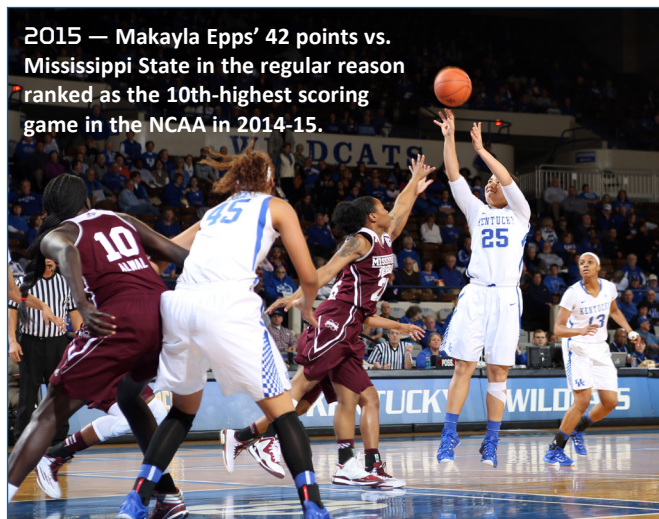
2015

2014 — Kentucky's 367-game streak with a 3-pointer came to an end vs. Illinois (0-of-6) on Nov. 27, 2014.

2015 — Senior guard Bria Goss was named to the Allstate Women's Basketball Coaches Association Good Works Team, one of 10 student-athletes; five from the NCAA® Division I and five from NCAA Divisions II, III and the NAIA. She was the second Wildcat to be named to the team as Kastine Evans was honored in 2014.



2015 — Makayla Epps' 42 points vs. Mississippi State in the regular season ranked as the 10th-highest scoring game in the NCAA in 2014-15.



2015 — UK's four seniors (Azia Bishop, Bria Goss, Jennifer O'Neill and Jelleah Sidney) became the winningest class in school history with 108 wins.

2015 — UK won 20-plus games for a school-record sixth straight season.



2015 — Standing at just 5-foot-8, Linnae Harper was the shortest player to lead UK in rebounding in school history. She also was the only player in the nation to stand at 5-8 or under and average more than 7.0 rpg. She became the first guard to grab a team-high rebounding mark since Stacey Reed in 1994-95 and all seven of her career double-doubles came this season, including four in SEC play.



2015 — Four Wildcats earned SEC postseason awards as senior guard Jennifer O'Neill was SEC Sixth Woman of the Year for the second straight season, and was named to the All-SEC Second Team. Sophomore point guard Makayla Epps was an All-SEC First Team selection, while fellow sophomore Linnae Harper was named to the All-SEC Defensive Team. Freshman forward/center Alexis Jennings was named to the SEC All-Freshman Team.



2015 — UK snapped a three-game losing skid to USC and defeated No. 2 South Carolina on Senior Day, 67-56. The Cats held USC to a season-low 32.3 percent shooting, marking UK's first win over the nation's No. 2 team. Senior Jennifer O'Neill led the team with 15 points and eight rebounds.

2015



2015 — Kentucky was selected to host the First and Second Rounds of the NCAA Tournament in Memorial Coliseum for the second straight season. The Cats defeated Tennessee State before falling to Dayton in the second round.

2015 — The Cats finished No. 11 in the final AP poll and No. 16 in the final USA Today Sports coaches' poll. The rankings continued UK's school record streak of being ranked. UK was one of three programs (the others are Maryland and Notre Dame) to have both its men's and women's basketball teams ranked in top 15 of the AP poll.



2015 — Kentucky started its 2015-16 season with 11 straight wins, including defeating several ranked teams during that stretch in No. 15/15 Arizona State, No. 13/11 Duke and Louisville, who was receiving votes at the time UK played them. UK's 11-0 start was the first time the Wildcats have started a season 11-0 since 2013-14. UK has only had two other seasons in which it started out with 11 consecutive victories (2009-10, 2013-14). All three are under Mitchell.



2015

Nov. 18, 2015— Makayla Epps scored 21 points with 11 rebounds and 12 assists against Morehead State on Nov. 18, 2015 to record the second triple-double in program history. The first triple-double was Feb. 14, 1986 when Leslie Nichols scored 18 points with 13 rebounds and 11 steals. Epps' triple-double is the first of the points-rebounds-assists variety.



2016 — Makayla Epps became the 31st player in school history to reach 1,000 career points on Thursday, Feb. 4 when Kentucky played at South Carolina.

2016

2016 — Jancee Thompson scored 16 points against Oklahoma in the second round of the NCAA Tournament to become the 32nd player in program history to reach 1,000 career points.



2016 — UK not only hosted the first and second rounds of the NCAA Tournament inside Memorial Coliseum in 2016, but Rupp Arena hosted an NCAA Regional in 2016 and the Wildcats were selected to play in the Lexington Regional. UK fell to Washington in the Sweet 16, however, Rupp Arena will also host an NCAA Regional in 2017 and 2018.



UK ranked 8th in the nation in average attendance with 6,454 — 2016 fans per game. It was the second-best mark in program history.

2015 — Matthew Mitchell won his 200th game at UK on Nov. 29 vs. Jackson State when the Wildcats def. JSU 92-24 in Memorial Coliseum.



2016 — Senior forward Evelyn Akhator started the 2016-17 season off in style with four straight double-doubles becoming only the sixth player in program history to record four straight double-doubles in a single season. Akhator ended her career with 31 double-doubles to rank tied for third most in program history overall. She also ended her career second all-time in rebounding average (10.1) and eighth all-time in scoring average (13.7).



2016 — Behind 30 points from Makayla Epps and an impressive team field-goal percentage of .492 the Wildcats took down No. 12 Oklahoma inside Memorial Coliseum as part of the SEC/Big 12 Challenge.



2017 — Kentucky was tabbed a No. 4 seed in the 2017 NCAA Tournament, marking its school-record eighth straight appearance in the event. UK was also selected to host the first and second rounds inside Memorial Coliseum for the fourth straight season.



2017


Makayla Epps ended her UK career with 1,790 points, which ranked fifth most in program history.



2017 — #ONE to Remember: Behind seniors Makayla Epps and Evelyn Akhator, UK defeated No. 3 Mississippi State on Senior Night inside Memorial Coliseum. The seniors scored 28 of the team's final 30 points, including an offensive putback by Epps with seconds left in overtime. The win was Kentucky's eighth straight win on Senior Night and the second time in the last three seasons that UK has defeated a top-three team on Senior Night.



2018 — Three impressive wins over South Florida, UCLA and North Carolina gave the Wildcats the 2019 Paradise Jam championship and set the tone throughout the nation that the Wildcats were back in a big way.



2019 — Kentucky returned to the NCAA Tournament after a year absence and earned the No. 6 seed in the Greensboro region. UK defeated Princeton in the first round before falling to NC State in Raleigh, N.C.



2020 — Rhyne Howard scores her 1,000th career point on Sunday, Feb. 17 vs. Mississippi becoming the second-fastest player in program history to join the 1,000-point club.



March 2020 — Rhyne Howard ended the 2020 season by becoming UK's first first-team AP All-American. The guard was all an AA for the USBWA and Wooden Award. She was a finalist for the Cheryl Miller Award, Naismith Trophy, Wooden Award and Ann Meyers Drysdale Award.

2019

2020 — In March of 2020, COVID-19 shut-down the nation and the world and sports was not spared as the 2020 NCAA WBB Tournament was canceled. #TeamKentucky



2019 — Valerie Still became the first Kentucky women's basketball players to be inducted into the WBB Hall of Fame. Ceal Barry and Mickie DeMoss were inducted in the 2018 class. Barry played at UK but was inducted because of her coaching career.



March 2019— Rhyne Howard busted onto the national scene by becoming the unanimous national freshman of the year after earning the honor from the USBWA, WBCA and espnW. Howard became only the second freshman in program history to lead the Wildcats in scoring and rebounding, joining former UK All-American Valerie Still. Howard earned SEC Freshman of the Week honors a league-record eight times in 2019-20.

2020



Nov. & Dec. 2020 — Matthew Mitchell - the winningest head coach in program history - retired and thus resigned as head coach at Kentucky on Nov. 11, 2020. UK AD Mitch Barnhart responded quickly by naming associate head coach Kyra Elzy as interim head coach. She got the full title of head coach on Dec. 14. Elzy became the eighth head coach in program history. The native of LaGrange, Ky., has spent over a decade with the Kentucky program and helped lead the Wildcats to some of their best seasons in program history.



Feb. 27, 2022 — Kentucky celebrated Rhyne Howard Day vs. Auburn as the guard played her final game inside Memorial Coliseum and went out in style. Howard scored 32 points in the game, which is the most points ever by a Kentucky senior on Senior Day. The performance moved Howard into the top-25 all-time in scoring in the SEC. Howard hit eight 3s in the game, which was a new school record for 3s made in a game. She had six 3s in the first half, which was a new school record for 3s in half. The eight makes from long range gave Howard 272 career 3s, which makes her the school's career record holder in 3s made.

2022

Dre'una Edwards hits the game-winning 3-pointer over National Player of the Year Aliyah Boston to propel Kentucky to the SEC Tournament Championship



April 2022— Rhyne Howard, the most decorated player in Kentucky women's basketball history, added another milestone as she was selected first overall at the 2022 WNBA Draft by the Atlanta Dream. Held at Spring Studios in New York, Howard made history at the draft, becoming the first Kentucky women's basketball player ever to be selected first overall. Howard's accomplishment makes Kentucky only the 16th program to produce a No. 1 WNBA Draft selection and one of only five schools in the league to produce such a player. Howard is the seventh player in Southeastern Conference history to be selected first overall.



March 6, 2022 — Completing a 10-game winning streak in style, the Kentucky women's basketball team roared from behind in the fourth quarter to defeat No. 1 and eventual National Champion South Carolina to claim the 2022 SEC Tournament Championship. Kentucky claimed just its second SEC Tournament title in school history. The Cats last won the postseason event in 1982. Edwards' three capped an 11-0 run that helped UK overcome a double-digit, fourth-quarter deficit to win. Kentucky scored 14 of the last 16 points in the game to win. Edwards led the Cats in scoring with 27 points, 19 of which came in the second half. Kentucky also got 18 points from All-American Rhyne Howard. The senior also had four rebounds, two assists, two steals and two blocked shots.





**UK Athletics Communications
and Public Relations**

**Joe Craft Center
338 Lexington Ave.
Lexington, KY 40506**

(859) 257-3838